


# MIAMI DOLPHINS

## 2003 MEDIA GUIDE

### RECORD BREAKERS







# MIAMI DOLPHINS MAGAZINE

FIND OUT THE LATEST INFORMATION  
INCLUDING INTERVIEWS WITH PLAYERS, COACHES  
AND THE PEOPLE BEHIND THE TEAM

FRIDAY'S AT 5:30 AND 10

**SUNSHINE**  
NETWORK

1<sup>st</sup> in FLORIDA SPORTS



# 2003 SCHEDULE

## PRESEASON

DATE	OPPONENT	TIME	NETWORK
FRI., AUG. 8	TAMPA BAY	7:00 P.M.	WFOR
Fri., Aug. 15	at Jacksonville	7:30 p.m.	WFOR
FRI., AUG. 22	ATLANTA	8:00 P.M.	CBS
Thurs., Aug. 28	at New Orleans	8:00 p.m.	WFOR

## REGULAR SEASON

SUN., SEPT. 7	HOUSTON	1:00 P.M.	CBS
Sun., Sept. 14	at New York Jets	1:00 p.m.	CBS
SUN., SEPT. 21	BUFFALO	8:30 P.M.	ESPN
SUN., SEPT. 28	BYE		
Sun., Oct. 5	at New York Giants	1:00 p.m.	CBS
Sun., Oct. 12	at Jacksonville	1:00 p.m.	CBS
SUN., OCT. 19	NEW ENGLAND	1:00 P.M.	CBS
Mon., Oct. 27	at San Diego	9:00 p.m.	ABC
SUN., NOV. 2	INDIANAPOLIS	1:00 P.M.	CBS
Sun., Nov. 9	at Tennessee	1:00 p.m.	CBS
SUN., NOV. 16	BALTIMORE	1:00 P.M.	CBS
SUN., NOV. 23	WASHINGTON	8:30 P.M.	ESPN
Thurs., Nov. 27	at Dallas	4:00 p.m.	CBS
Sun., Dec. 7	at New England	4:15 p.m.	CBS
MON., DEC. 15	PHILADELPHIA	9:00 P.M.	ABC
Sun., Dec. 21	at Buffalo	1:00 p.m.	CBS
SUN., DEC. 28	NEW YORK JETS	1:00 P.M.	CBS

**All Starting Times are Eastern Time**

### IN MEMORY OF DAVID WOODLEY



The Miami Dolphins 2003 Media Guide is dedicated to the memory of former quarterback David Woodley, who died on May 4, 2003. Woodley was an eighth-round draft choice of Miami in 1980 and played four years with the team (1980-83), helping the Dolphins to a berth in Super Bowl XVII against Washington. He spent the final two years of his career (1984-85) with Pittsburgh before retiring from professional football.

### CREDITS

The 2003 Miami Dolphins Media Guide was written and edited by Harvey Greene, Neal Gulkis, and Seth Levit, and published by Scott Stone and Rodney Wood. Special thanks to "Fudge" Browne, Gayle Baden, Jared Puffer, Al Santasiere, the Pro Football Hall of Fame and the Elias Sports Bureau for their help and assistance. Editors Emeritus include Jeff Blumb, Charlie Callahan, Beano Cook, Tom Grimes, Mike Hanson, Dick Horning, Bob Kearney, Arthur Mickelson, Chip Namias, Mike Rathet, and Eddie White. Photography by Dave Cross, pre-press production and printing by The Franklin Press, Miami.

### ON THE COVER

Running back Ricky Williams and defensive end Jason Taylor had record-setting seasons in 2002 en route to sharing the Dolphins' Most Valuable Player award. Williams broke the club's single-season rushing record which had stood since 1978 by amassing 1,853 yards and 16 touchdowns on 383 attempts, as he became the first Dolphin ever to lead the NFL in rushing. Taylor compiled 18.5 sacks, which tied the Dolphins' single-season mark and was the highest figure by a Dolphin since the statistic became official in 1982. He also became the first Dolphin ever to lead the league in sacks.



# INDEX

## - A -

All-Time Leaders.....	472-484
All-Time Roster.....	629-641
All-Time Dolphins Won-Lost Records.....	387
Attendance, Distributed, Actual and Paid.....	521-522
Attendance, Season Tickets and Preseason.....	522

## - B -

Biographies	
Administrative Staff.....	7-11
Assistant Coaches/Football Staff.....	18-47
Huizenga, H. Wayne.....	6-7
Players	
Draft Choices.....	313-324
Free Agents.....	324-335
Veterans.....	74-312
Shula, Don.....	607-611
Wannstedt, Dave.....	12-17

## - C -

Cheerleaders.....	53
Clayton, Duper in Dolphin Honor Roll.....	312
Covering the Dolphins.....	675-676
Credits.....	1

## - D -

Dolphin Facts, Index of.....	606
Dolphins Are Best.....	69-70
Dolphins Directory.....	4-5
Dolphins Logo.....	11
Dolphins Name.....	72
Dolphins = Winners.....	70-72
Dolphins in the Community.....	49-52
Dolphins on the Air.....	671-674
Dolphins on the Internet.....	547
Dolphins Training Center.....	65-66
Dolphins vs. the NFL.....	382-387
Draft, All-Time (1966-2003).....	647-653
Draft, All-Time By Position.....	654
Draft, First Round By Position.....	653

## - F -

Free Agents.....	659-660
------------------	---------

## - G -

Game-By-Game Starters, 2002.....	360-361
Game-By-Game Statistics, 2002.....	354-359
Game-By-Game Summaries, 2002.....	363-379
Games Played-Started-Did Not Play, 2002.....	360-361
Game Status, 2002.....	362

## - H -

Hall of Fame, Dolphins In.....	607-617
Historical Highlights.....	523-547
Honors.....	595-601
How Miami Was Built.....	336

## - L -

Largest Comebacks.....	516
Largest Crowds, Home and Road.....	520
Largest Margins, Victory and Defeat.....	516-517
Last Time (Playoffs).....	593-595
Last Time (Regular Season).....	505-507
League Leaders.....	605-606

## - M -

Media Information.....	674-675
Media Web Site.....	676
Medical Glossary.....	677-680
Medical Staff Photos.....	48



- N -

Numbers, Dolphins By The.....	643-646
-------------------------------	---------

- O -

Opponents, 2003 .....	662-671
Orange Bowl .....	155
Outstanding Performances, Dolphins .....	487-493
Outstanding Performances, Opponents .....	500-505
Overtime, Dolphins In .....	514-515

- P -

Perfect Dolphins Honored .....	54
Performance Awards .....	601-603
Plan B Free Agency .....	658
Players of the Week & Month, AFC/NFL .....	604-605
Playoff History .....	548-581
Playoff Leaders, All-Time .....	589-593
Playoff Records, Dolphins Individual .....	581-584
Playoff Records, Dolphins Team .....	584-587
Playoff Records, Opponents .....	587-589
Preseason, All-Time Results .....	397-400
Preseason, Miami In .....	388
Preseason Statistics, 2002 .....	389-392
Preseason Game-By-Game Summaries, 2002 .....	393-396
Prime Time Dolphins .....	518-520
Pro Bowl Selections .....	597
Pro Player Stadium .....	55-63
Pro Player Stadium Parking Map .....	64
Pronunciation Guide .....	47

- R -

Rankings, 2002 Team .....	353
Record, Home and Away .....	517
Record, Month-By-Month .....	518
Records, Dolphins Individual .....	449-464
Records, Opponents Individual .....	493-498
Records, Team .....	464-472
Retired Jersey #12 - Bob Griese .....	618
Retired Jersey #13 - Dan Marino .....	618-628
Retired Jersey #39 - Larry Csonka .....	628
Roster Moves, 2002-03 .....	379-382
Roster, 2003 Rookie and First-Year .....	340-341
Roster, 2003 Numerical .....	337
Roster, 2003 Positional .....	342
Roster, 2003 Veterans .....	338-339

- S -

Schedule, 2003 Dolphins .....	1
Schedule, 2003 NFL .....	660-662
Season Leaders, Top Twenty .....	484-487
Service, Length of .....	642-643
Statistical Bests, 2002 .....	347-352
Statistics, 2002 Defensive .....	346-347
Statistics, 2002 Dolphins .....	343-345
Statistics, 2002 Special Teams .....	347

- T -

T.D. Biography .....	54
Ticket Information .....	Inside Back Cover
Top Tens, Opponents .....	499
Trades (1966-2003) .....	654-657

- U -

USO/NFL Tour .....	10
--------------------	----

- W -

Warmest/Coldest Games .....	352
What To Look For in 2003 .....	67-68
Where They've Come From .....	642

- Y -

Year-By-Year Leaders .....	507-513
Year-By-Year, Offense and Defense .....	513-514
Year-By-Year Scores .....	401-412
Year-By-Year Statistics (1966-2001) .....	413-448



# DOLPHINS DIRECTORY

## ADMINISTRATIVE OFFICE

7500 S.W. 30th St. • Davie, FL 33314  
(954) 452-7000

## PRO PLAYER STADIUM/TICKET OFFICE

2269 Dan Marino Blvd. • Miami, FL 33056  
(888) FINS-TIX

## MANAGEMENT

Owner/Chairman of the Board .....	H. Wayne Huizenga
President .....	Eddie J. Jones
Head Coach .....	Dave Wannstedt
Executive Vice President/Chief Operating Officer .....	Bryan Wiedmeier
Senior Vice President-Finance and Administration .....	Jill R. Strafacci
Senior Vice President-Operations .....	Bill Galante
Senior Vice President-Football Operations/Player Personnel .....	Rick Spielman
Senior Vice President-Media Relations .....	Harvey Greene
Senior Vice President-Sales and Marketing .....	Jim Ross

## BOARD OF DIRECTORS

Vice-Chairman .....	Donald F. Shula
Board Members .....	Marti Huizenga, Wayne Huizenga, Jr., Ray Huizenga, Pam Huizenga, Harris W. Hudson, Robert Henninger

## COACHING STAFF

Head Coach .....	Dave Wannstedt
Assistant Head Coach/Offensive Coordinator .....	Norv Turner
Special Teams .....	Keith Armstrong
Defensive Coordinator .....	Jim Bates
Defensive Line .....	Clarence Brooks
Running Backs .....	Joel Collier
Wide Receivers .....	Robert Ford
Strength & Conditioning .....	John Gamble
Offensive Assistant/Quarterbacks .....	Judd Garrett
Tight Ends .....	Pat Jones
Defensive Nickel Package .....	Bill Lewis
Assistant Special Teams/Offensive Assistant .....	Bernie Parmalee
Secondary .....	Mel Phillips
Assistant Defensive Line .....	Glenn Pires
Assistant Strength & Conditioning .....	Brad Roll
Linebackers .....	Bob Sanders
Offensive Line .....	Tony Wise
Executive Assistant to Head Coach .....	Anne Rodriguez
Secretary/Coaches .....	Keri Seiple-Rumaner

## PLAYER PERSONNEL

Director of College Scouting .....	Ron Labadie
Director of Pro Personnel .....	George Paton
Director of Player Development .....	Jamie Allen
Assistant Director of Pro Personnel .....	Tom Heckert
National Scout .....	Chris Grier
Regional Scouts .....	Bill Baker, John Crea, Adam Engroff, Anthony Hunt, Johnathon Stigall, Roger Pollard (BLESTO)
Pro Scout .....	Nate Sullivan
College Scouting Coordinator .....	Scott Kuhn
Executive Assistant/Football Operations .....	Gail Baldwin
Executive Assistant/Player Programs .....	Trudy Champagne Degen

## ATHLETIC TRAINING/MEDICAL STAFF

Head Athletic Trainer .....	Kevin O'Neill
Assistant Athletic Trainer .....	Troy Maurer
Assistant Athletic Trainer & Director of Rehabilitation .....	Ben Westby
Chief Team Physician & Orthopedic Consultant .....	Dr. George Caldwell
Team Physicians & Orthopedic Consultants .....	Dr. Daniel Kanell, Dr. Erol Yoldas
Team Internists .....	Dr. Gerald Kuykendall, Dr. Frank Finlon
Team Dentist .....	Dr. Ira Kotch
Team Eye Care .....	Dr. Robert Davis, Dr. James Morris
Team Chiropractic Care .....	Dr. Spencer Baron

## EQUIPMENT

Equipment Manager .....	Tony Egues
Assistant Equipment Managers .....	Joe Cimino, Charlie Thiele

## VIDEO

Video Director .....	Dave Hack
Assistant Video Director .....	Bob Hack

## SECURITY

Team Security Investigator .....	Stuart Weinstein
Facility Security .....	John Nessler, Tony Ruiz

## ADMINISTRATION

Senior Director-Internet and Publications .....	Scott Stone
Director of Information Technology .....	Tery Howard
Director of Records & Archives .....	Kristin Hingston
Staff Counsel .....	Matt Thomas
Controller .....	Betsy Reuther
Senior Accountant/Benefits Administrator .....	Craig Heil
Payroll .....	Caryn Herd
Bookkeeper .....	Elaine Benjamin
Network Manager/Systems Support Specialist .....	Joe Curbelo
Applications Analyst II .....	Alex Grosholz
Network Administration Support .....	Johnny Hughes
Manager of Internet and Publications .....	Rodney Wood
Team Travel Manager .....	Diane L. Morales
Executive Assistants .....	Joan Buetel, Donna Bush, Lisa Muela
Records Assistant .....	Marie Campbell
Receptionist .....	Ruby Debnam
Mail Room .....	Mark Leone
Team Photographer .....	Dave Cross

## MEDIA RELATIONS

Director of Media Relations .....	Neal Gulkis
Media Relations Coordinator .....	Seth Levit
Executive Assistant .....	Gayle Baden

## SALES AND MARKETING

Senior Director-Business Development .....	Jim Frevola
Senior Director-Premium Seating .....	Richard Lassiter
Director of Customer Service .....	Scott Baynes
Director of Season and Group Ticket Sales .....	Steve Brauner
Director of Marketing Fan Development .....	Jeremy Gerson
Senior Manager of Marketing Partnerships .....	Michael Mossholder
Senior Sales Manager .....	Chris Gallagher
Manager of Marketing Partnerships .....	Robert Parker
Client Services Coordinator .....	Danielle Sergeant
Account Managers, Premium Seating .....	Jarett Grushka, Jeff Sholly, Triana Tigrino
Account Managers, Season and Group Tickets .....	Ruben Cabrera, Mackie Feinstein
Secretaries .....	Kelly Jones, Frances Martinez

## TICKET OPERATIONS

Senior Director-Ticket Operations .....	Andy Major
Director of Ticket Operations .....	Greg Menzel
Director of Club Level Services .....	David Saifman
Manager of Ticket Operations .....	Arturo Ramos
Manager of Ticket Services .....	Brett Annis
Ticket Representatives .....	Allen Meyers, Corey Benning, Raul Rivas, Amber Schooley
Club Level Representatives .....	Brea Conaboy, Carmen White, Joseph Lawrence

## OPERATIONS AND ENGINEERING

Director of Operations .....	Rhett Ticconi
Director of Engineering and Maintenance .....	Ron Summers
Grounds Superintendent .....	Edwin Lamour
Senior Manager of Operations and Youth Programs .....	Willis Whalen
Facility Operations .....	Craig Ferguson
Administrative Assistant .....	Carole Hough

## SPECIAL EVENTS AND EVENT ENTERTAINMENT

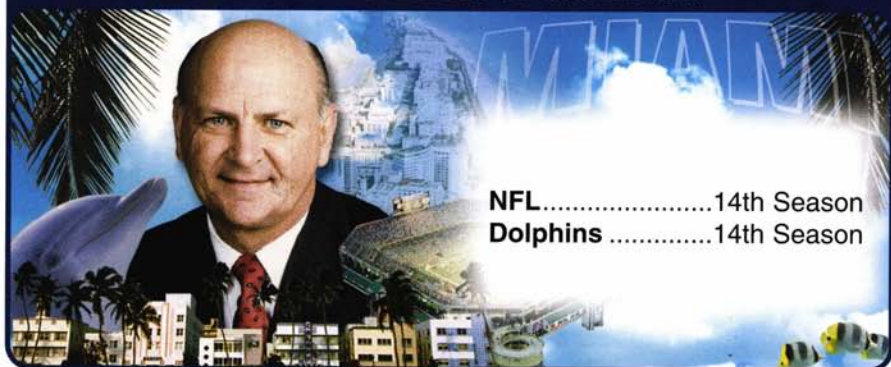
Director of Special Events and Television Programming .....	Jeff Griffith
Director of Event Entertainment and Cheerleaders .....	Dorie Grogan
Mascot Coordinator .....	Bill Bant
Cheerleader Assistant .....	Darlayna Campbell

## COMMUNITY AND ALUMNI RELATIONS

Senior Director-Community and Alumni Relations .....	Maraleen "Fudge" Browne
Community and Alumni Relations Manager .....	Ilona Wolpin
Community and Alumni Relations Coordinator .....	Frank Losito
Alumni and Foundation Coordinator .....	Jeanne Beach



## H. Wayne Huizenga Owner/Chairman of the Board



H. Wayne Huizenga began his active involvement in South Florida sports on March 7, 1990, when he purchased 15% of the Miami Dolphins and a 50% interest in Joe Robbie Stadium, now called Pro Player Stadium. That involvement was finalized on January 24, 1994, when he acquired the remaining 85% of the Dolphins and the additional 50% of the stadium, leaving him with 100% ownership of both entities.

Mr. Huizenga is a board member, founder and past Chairman of AutoNation, Inc., the nation's largest automotive retailer. He is also a board member and past Chairman of the Board of Republic Services (a non-hazardous solid waste collection company), Extended Stay America (owner of 450 hotels), and Boca Resorts, Inc. (a leisure-time, recreation, resort and entertainment company).

He is also Chairman of Huizenga Holdings, Inc., and is the sole or majority owner of several service businesses. He has numerous real estate interests throughout Florida that include office buildings, warehouses, shopping centers and underdeveloped properties as well as the Marriott Harbor Beach Resort Hotel. Mr. Huizenga was responsible for bringing major league baseball to South Florida in 1993, serving as chairman of the Florida Marlins through 1998, and under his direction the Marlins won the World Series in 1997. He also brought the National Hockey League to South Florida, serving as Chairman and Chief Executive Officer of the Florida Panthers for the first eight years (1993-2001) of that team's existence, including the 1995-96 season when they reached the Stanley Cup finals.

Previously, Mr. Huizenga was Vice Chairman of the Board of Viacom, Inc. and Chairman of the Board and Chief Executive Officer of Blockbuster Entertainment Corporation.

In January, 1971, Mr. Huizenga co-founded Waste Management, Inc. (now WMX Technologies, Inc.) which today is the world's largest waste collection and disposal company. He served as President, Chief Operating Officer, Vice Chairman and Director. Mr. Huizenga resigned from the company in May, 1984 to pursue other business interests.

Mr. Huizenga then directed Blockbuster Entertainment Corporation into a position of world leadership in the video rental industry, serving communities in all 50 states and 26 countries. In 1994, Blockbuster Entertainment Corporation was sold to Viacom for \$8.5 billion.


Business and academic groups have honored Mr. Huizenga seven times as "Entrepreneur of the Year," including the 1995 award given by Success Magazine. He is a five-time recipient of Financial World Magazine's "CEO of the Year" and was named the 1993 "Business Leader of the Year" by Georgetown University's Business School.

Among his other awards are the Horatio Alger Award in 1992, and the Gordon Grand Fellow Award, the highest non-academic award that Yale University bestows. Mr. Huizenga also received the Fort Lauderdale Sun-Sentinel's 1989 Excalibur Award for business leadership. He was named the University of Missouri-Kansas City's International Entrepreneur of the Year in 2002. He was inducted into the Video Hall of Fame in 1991 and named Time-Billboard Magazine's "Man of the Year" in 1990 for his contributions to the growth and development of the video retail industry. In 1996, he was inducted into the Florida Sports Hall of Fame and the Greater Miami Sports Hall of Champions.

Mr. Huizenga's community involvement honors include the 1994 "Humanitarian of the Year" by the National Conference of Christians and Jews. In addition, he and his wife, Marti, were recognized as "Outstanding Philanthropists of the Year" by the Greater Broward/Fort Lauderdale chapter of the National Society of Fund Raising Executives. He was also honored by the Fort Lauderdale NAACP for his contributions to its programs. His effort to help build a homeless center in Ft. Lauderdale was recognized when he was awarded the Private Sector Award in 1999 by the National Alliance to End Homelessness. Mr. Huizenga sits as a board member of many civic organizations, including the Florida Council of 100, the Broward Economic Development Board, the Salvation Army of Broward County, the Boys and Girls Club of Broward County, and is a past Chairman of the Florida Council on Economic Education.

Mr. Huizenga and wife Marti live in Fort Lauderdale. They have four children: Wayne, Jr., Ray, Scott, and Pam, and six grandchildren, Savannah, Wayne III, Shelby, Chloe, Gerritt and Ainsley.

## Eddie J. Jones President



Eddie J. Jones, in his 36th season in the NFL, was named President of the Dolphins on January 16, 1996, after previously serving as the team's Executive Vice President and General Manager (1990-95) and as Vice President of Administration and Finance (1988-89). In his current capacity, Jones directs the business operation of the Dolphins and acts as the team's representative at all National Football League meetings.

During his tenure with the Dolphins, Jones has received numerous honors for his contributions to both the Dolphins organization and the South Florida community. Most recently, in 2001, Jones was selected to the LSU Alumni Hall of Distinction, an honor reserved for individuals who have brought credit and distinction to the school. Additionally, in 1999, Jones, in a unanimous selection by the Dolphins players, was honored with a special courage award from the Ed Block Courage Award Foundation, which recognizes individuals in the NFL who display courage in the face of adversity.

Jones was president and chief operating officer of the New Orleans Saints from 1982-85. He currently serves on the NFL's Employee Benefits Committee and is a Trustee of the Bert Bell player pension plan.


A 1963 accounting graduate of LSU, Jones began his professional career as a CPA with Arthur Andersen & Co. He began his NFL career as business manager of the Saints in 1968.

An Air Force veteran, the Houston native and his wife, Marilyn, have three children, Wendy, Todd and Jeff, and three grandchildren, Connor, Ashkon and Ian.



## Bryan J. Wiedmeier

### Executive Vice President/Chief Operating Officer



College .....Carroll  
NFL .....23rd Season  
Dolphins .....23rd Season

Now in his 23rd season with the Dolphins, Bryan Wiedmeier was named as the club's Executive Vice President/Chief Operating Officer on January 28, 2002. In that capacity, he is responsible for the day-to-day operation of the business side of the organization. He also continues to oversee the club's salary cap administration and player contract negotiations.

Wiedmeier's NFL career began in 1981 with the Dolphins, serving in the business operations of the team and the stadium. Wiedmeier has served as Assistant General Manager (1990-94), Vice President - Administration (1995-99) and Senior Vice President-Business Operations (2000-01).

Wiedmeier currently serves on the NFL Management Council's Working Club Executive Committee and is a Trustee of the NFL Player Insurance Trust.

Wiedmeier earned his J.D. degree from the University of Miami School of Law in 1989 and is a member of the Florida Bar. He received his B.A. degree in business from Carroll College in Montana where he was a captain and three year starter at center for the football team.

A resident of Miramar, he and his wife, Mary K., have five children, Lauren, Victoria, John, Danielle, and Matthew.

## Jill R. Strafaci

### Senior Vice President - Finance and Administration



College .....Florida  
NFL .....15th Season  
Dolphins .....15th Season

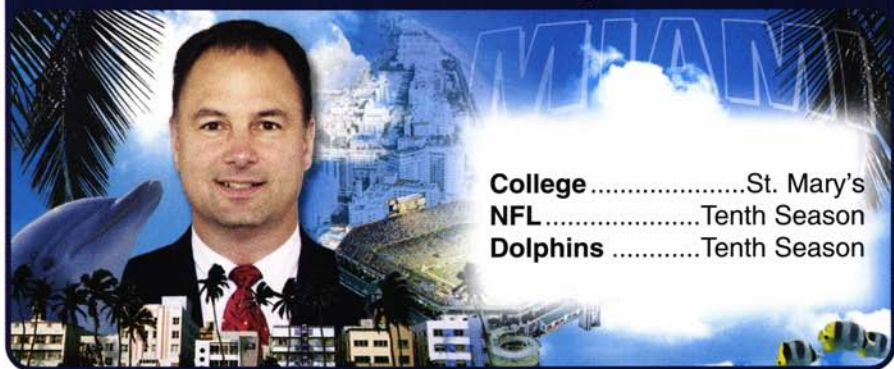
Beginning her 15th season with the Dolphins, Jill Strafaci assumed her current role as Senior Vice President - Finance and Administration in March of 2000 after serving as Vice President - Finance (1995-99) and Treasurer (1990-94). She originally joined the Dolphins as

Assistant Chief Financial Officer in October, 1989. In her current position, she oversees the financial management of the club, working closely with team President Eddie Jones. Her duties include all financial operations of the team, human resources, and administration of the club's employee benefit plans. She also oversees the club's community and alumni relations and records and archives departments. In addition, Strafacci was involved in the implementation of the Miami Dolphins Foundation, established in 1995, and she currently serves on the NFL Management Council's D.G.R. Audit Committee.

Before joining the Dolphins, Strafacci, a CPA, was a tax specialist with Price Waterhouse in Miami for six years, specializing in the areas of professional sports and real estate. She also worked for an accounting firm in her native Sarasota.

Strafacci graduated from the University of Florida in 1980 (accounting/finance), where she was a four-year letter-winner on the Lady Gator golf team. She resides in Davie with her husband, Frank, and their sons, Trent and Tyler.

## Bill Galante Senior Vice President - Operations



Bill Galante is beginning his tenth season with the Dolphins and Pro Player Stadium. As Senior Vice President - Operations, Galante is responsible for the supervision of the ticket office for the Dolphins and Pro Player Stadium, while overseeing several business aspects, including special events, internet, publications and facility operations.

Galante spent his first six years in Miami overseeing Pro Player Stadium ticket sales, including the last three seasons as Vice President - Ticket Sales and Operations. During that time, he also oversaw the ticket operations of the Florida Marlins, including their inaugural season in 1993 and their World Championship season in 1997. He began his career with the Chicago Cubs in 1983.


He and his wife, Barbara, live in Plantation with their son, Christian.

## DOLPHINS PRO BOWL TOUCHDOWNS

In the 2003 Pro Bowl, Dolphins running back Ricky Williams scored on a pair of one-yard runs as he was named the MVP in the AFC's 45-20 route of the NFC. He became just the fourth Dolphin to account for a touchdown in the NFL's annual All-Star contest. Prior to that, the most recent Dolphin to have accounted for a touchdown in the Pro Bowl was wide receiver Mark Clayton, who caught a nine-yard touchdown pass from Buffalo's Jim Kelly in the 1991 game. The others who have achieved this feat are tight end Ferrell Edmunds, who had a five-yard scoring reception from Seattle's Dave Krieg in the 1989 game, and Hall of Fame wide receiver Paul Warfield, who caught a 32-yard TD pass from Dolphins teammate Bob Griese in the '74 contest.



## Harvey Greene Senior Vice President - Media Relations



College.....Pennsylvania  
NFL.....15th Season  
Dolphins .....15th Season

Harvey Greene is in his 15th season with the Miami Dolphins, having been named as Senior Vice President - Media Relations in January of 2002. He and his staff are responsible for implementing the team's media policy on both a local and a national level.

During his tenure with the Dolphins, Greene and his staff twice were recipients of the Pete Rozelle Award (1993, 1999), an annual honor awarded by the Professional Football Writers of America to the NFL's best PR department. In addition, Greene also has worked on the NFL public relations staff at 13 of the past 14 Super Bowls and at the 1992 Pro Bowl.

Prior to joining the Dolphins, Greene spent almost four seasons as the Director of Media Relations for the New York Yankees (1986-89), and three years as Director of Public Relations and Broadcasting for the Cleveland Cavaliers (1983-86), where he twice won the McHugh/Splaver Award (1984, 1985) as the outstanding PR Director in the NBA. He also served as an Assistant Venue Press Chief for the men's and women's basketball competition at the 1984 Olympic Games in Los Angeles and for the 1994 Soccer World Cup, and supervised media center operations for figure skating and short-track speed skating at the 2002 Winter Olympic Games in Salt Lake City.

Greene, an avid runner who has completed ten marathons (including the Boston and London Marathons four times each), resides in Parkland.

## TAYLOR, THOMAS ON USO/NFL TOUR

This past May, Dolphins defensive end Jason Taylor and linebacker Zach Thomas took part in a USO/NFL Tour in which they visited various military bases and hospitals throughout Germany.

While in Germany, the players spent time visiting soldiers at Rhein Main Air Force Base, the Heidelberg military community and the Kaiserslautern military community (K-Town), including Landstuhl Regional Medical Center, where many wounded American service people have received medical attention following Operation Iraqi Freedom.

In June, Taylor as part of a similar tour in which he visited Kuwait and Iraq, including Baghdad, along with Eagles running back Duce Staley and a group of entertainers which included Robert DiNiro, Alyssa Milano, Gary Sinise, John Stamos, Rebecca Romijn-Stamos, Wayne Newton, Kid Rock and Lee Ann Womack.


"The troops all say thank you to us, but we were the ones who should really be thankful," said Taylor. "It was humbling to see how much our visit meant to them, but what they didn't understand is how much this meant to all of us making the trip."



While in the Middle East, Taylor met U.S. Army General Tommy Franks, Commander in Chief of the U.S. Central Command.

# Jim Ross

## Senior Vice President - Sales and Marketing



College .....Colorado  
NFL .....Fourth Season  
Dolphins .....Fourth Season

In his fourth season with the Dolphins, Jim Ross was named as Senior Vice President - Sales and Marketing for the team and Pro Player Stadium in January of 2002. Ross is responsible for the sales, marketing and promotional efforts for both the stadium and the Dolphins.

Ross re-joined Wayne Huizenga's sports properties after a season as President of AFL Properties of the Arena Football League. Prior to joining the AFL, Ross spent the previous four seasons (1996-99) as Vice President of Sales and Marketing for the Florida Marlins, including their World Championship season of 1997. With the Marlins, he oversaw the club's day-to-day sales and marketing operation, including season and group ticket sales, sponsorships, promotions, and in-game entertainment. He also has held marketing and promotional positions with the New York Mets (including Vice President of Marketing) as well as with Sports Illustrated and World Wide Ski Corporation.

Ross currently serves on the NFL's Marketing Committee, in addition to the Hugs and Kisses Board of the Miami Children's Hospital and the Genetic Disease Foundation. He also serves on the Florida Atlantic University MBA Sports Management Advisory Board.

Ross resides in Miami with his wife, Elisa, their son, Alexander, and daughter, Emily.

## MIAMI DOLPHINS LOGO

The most recent modification to the Dolphins' logo was made prior to the 1997 season. This marked just the third logo change in the 36-year history of the franchise, and the first since 1972.

The original logo featured the dolphin jumping in front of a sunburst using the team's base colors (aqua, coral and white). In 1972, the dolphin was repositioned in front of the sunburst and the aqua color was strengthened. In 1997, the traditional logo and colors were kept as a base, while the sunburst on the logo was accentuated and the dolphin was strengthened with a stronger definition of its shape. In addition, the sunburst was more prominently displayed with the elimination of the hashmarks around the sun's perimeter, while the dolphin's features were accentuated by navy highlights.



PRESENT LOGO



1966-71




1972-96



# Dave Wannstedt

## Head Coach



College .....Pittsburgh  
NFL .....15th Season  
Dolphins .....Fifth Season

Dave Wannstedt was named Head Coach of the Miami Dolphins on January 16, 2000. He became the fourth head coach in club history, joining Jimmy Johnson (1996-99), Don Shula (1970-95), and George Wilson (1966-69). Wannstedt originally signed a three-year contract, was signed to a one-year contract extension through the 2003 season on February 2, 2001, and another one-year extension through 2004 on February 13, 2002.

Wannstedt is in his 29th season of coaching at major colleges and in the NFL. He has been on 19 winning teams, ten bowl teams, six NFL playoff teams and one Super Bowl champion. In his nine seasons as an NFL head coach, he has taken his team to the playoffs three times and twice has won a playoff game while advancing to the Divisional round. In addition, he has won nine or more games in five of those seasons. As a college assistant, Wannstedt's teams had a 106-45-4 record, including a 6-4 mark in bowl games. Combined with a 7-5 mark in NFL playoff games, his overall postseason record is 13-9.

In Wannstedt's three years as Dolphins head coach, Miami was one of only seven teams to record nine win seasons in each of those three years. His 31-17 regular season record in his three years as Miami's head coach is tied for the fifth best record among NFL head coaches in that span:

### BEST HEAD COACHING WINNING PERCENTAGE, 2000-02

COACH	TEAM(S)	WON	LOST	TIED	PCT.
1. Andy Reid	Philadelphia	34	14	0	.708
Jon Gruden	Oakland, Tampa Bay	34	14	0	.708
3. Mike Sherman	Green Bay	33	15	0	.688
4. Bill Cowher	Pittsburgh	32	15	1	.677
5. <b>DAVE WANNSTEDT</b>	<b>MIAMI</b>	<b>31</b>	<b>17</b>	<b>0</b>	<b>.646</b>
Jeff Fisher	Tennessee	31	17	0	.646
Mike Martz	St. Louis	31	17	0	.646

In the 2002 season, Wannstedt guided the Dolphins to a 9-7 record. Along the way, his team produced seven Pro Bowl players, including six on defense. His defense was ranked third in the NFL, allowing just 291.0 yards per game. Offensively, the Dolphins ranked second in the NFL in rushing, the team's highest ranking since they ranked first in rushing in 1972. His personnel moves also proved valuable. He acquired Ricky Williams in a trade with New Orleans, who then became the first Dolphin in club history to lead the NFL in rushing. He also made key offseason acquisitions of veterans Larry Chester, Jamie Nails, Jay Williams, and Rob Burnett. Despite not having a first or second round draft choice, the Dolphins were able to select rookies Seth McKinney and Randy McMichael in the draft, who both contributed to the team in their first season. Wannstedt followed that by retaining 21 of 22 starters heading into the 2003 campaign, and strengthened the squad by signing veterans such as Junior Seau, Sammy Knight, Terrell Buckley, Brian Griese, Derrius Thompson, and Jeff Zgonina.

In 2001, Wannstedt guided the Dolphins to an 11-5 record and a berth in the NFL playoffs as an AFC Wild Card representative. It marked the second time in Wannstedt's first two seasons at the Dolphins' helm that he took the team to the playoffs, and the Dolphins were one of only three teams in the AFC to make a repeat performance in postseason play. In addition, coupled with his 11-5 mark in 2000, Wannstedt's two-year regular season record of 22-10 was tied for the second best record among NFL coaches over that two-year span. By guiding the Dolphins to at least ten wins in each of those two years, it marked the first time Miami put together back-to-back ten win seasons since the 1984-85 campaigns. For his efforts, he received his second consecutive Florida Sports Award as the state's Pro Coach of the Year.

As he did in 2002, Wannstedt fashioned one of the best defenses in the league in 2001, as the Dolphins finished fifth in total defense in the NFL. In addition, Wannstedt guided the Dolphins to five fourth-quarter comebacks, just one shy of the club record of six. In the fourth quarter, the Dolphins outscored their opponents 142-55, and the point differential of plus-87 was the best in the NFL in 2001.

Wannstedt's personnel moves leading up to the 2001 season also provided immediate dividends, adding players such as James McKnight, Todd Perry, Chris Chambers, Morlon Greenwood, Travis Minor and Jamar Fletcher to the team.

In 2000, his first season as the Dolphins' head coach, Wannstedt led the team to an 11-5 record and the AFC East championship, his first division title, and the first by the Dolphins since 1994. Wannstedt's 11 wins were the most he recorded in his seven previous years as a head coach, and the Dolphins' 11-5 record was the team's best mark since 1992. In addition, with the Dolphins having gone 9-7 in 1999, the two-game improvement under Wannstedt in 2000 was Miami's largest since the team went 11-5 in 1992 after going 8-8 the previous year. As a measure of the team's success in 2000, the Dolphins sent seven players to the Pro Bowl, the most since 1984, when the team advanced to the Super Bowl.

Wannstedt's reputation as an outstanding defensive coach was underlined in 2000 as the Dolphins finished third in the NFL in defensive points allowed, giving up a total of 226 points, the fewest ever allowed by a Dolphins team in a 16-game season. Under Wannstedt, the Dolphins also recorded an NFL high 28 interceptions, and their plus-15 takeaway/giveaway ratio was the best by a Dolphins team since 1983. Overall, it was the fourth best mark in franchise history.

Following the regular season, Wannstedt led the Dolphins to the AFC Divisional Round of the playoffs, defeating the Indianapolis Colts, 23-17, in overtime in a memorable first round game. For his efforts in 2000, Wannstedt won a "Terry" Award as NFL Coach of the Year by FOX analyst Terry Bradshaw and received consideration for NFL Coach of the Year honors. In addition, he received the Florida Sports Award as the Pro Coach of the Year in the state of Florida for 2000.

Prior to being named Miami's head coach in 2000, Wannstedt served as the Dolphins' Assistant Head Coach under Jimmy Johnson in 1999. In that capacity, he had a broad range of coaching responsibilities working with the team's offensive, defensive, and special teams staffs, as the Dolphins qualified for the postseason and won their first road playoff game since 1972 while advancing to the AFC Divisional Round game. In addition to his coaching duties, Wannstedt also was involved in the team's college and pro personnel evaluation process as well.

His current tenure with the Dolphins actually is Wannstedt's second tour of duty with the team. Prior to the start of the 1989 season, he served as Miami's linebackers coach for seven weeks under Don Shula before being named by Johnson as defensive coordinator with the Dallas Cowboys that February.

Before joining the Dolphins in 1999, Wannstedt served the previous six years (1993-98) as Head Coach of the Chicago Bears. In those six seasons in Chicago, Wannstedt posted 41 wins, the third most victories by a coach in the club's storied 80-year history. His teams posted back-to-back winning seasons in 1994 and 1995, but working with three personnel directors in six years resulted in major roster changes that ultimately affected the club's foundation that Wannstedt established.

In 1996, the Bears finished strongly, winning five of nine games after the bye week despite a rash of injuries that resulted in 19 different starters on offense and 18 on defense during the course of the season. In addition, they posted a 6-2 record at Soldier Field, recording their best home mark since 1991.

In 1995, the Bears again posted a strong finish en route to a 9-7 record, winning their final two games for the first time since 1986. Chicago's 4-4 mark in the NFC Central Division was their best mark since 1991. The club also led the NFL in fewest penalties for the second straight season. Just minutes after the Bears finished the year with a 20-14 win over Philadelphia, they were denied a playoff berth when the Atlanta Falcons upset the San Francisco 49ers to claim the final wild card spot when playoff tiebreakers separated the teams that finished 9-7.



In 1994, Wannstedt led the Bears back to the playoffs after a three-year hiatus. The team's 9-7 regular season mark earned them a wild card berth which led to a first round upset of NFC Central champion Minnesota at the Metrodome, the first road playoff win by Chicago since 1984. Wannstedt was named NFC Coach of the Year by Football News, UPI and Kansas City's 101 Club and was among the top three finishers for the NFL Coach of the Year by AP, Pro Football Writers, The Sporting News, Pro Football Weekly and Football Digest.

The Bears were one of four NFC Central teams in the playoffs in 1994, a berth earned after a four-game winning streak at midseason moved the team from 4-4 to 8-4. The Bears posted a season-high 35 points in beating the Vikings in the Wild Card game before losing to the eventual Super Bowl champion San Francisco 49ers the next week on the road in a Divisional Round contest. Six of Chicago's seven losses in 1994 were against playoff teams, and among the Bears' wins were triumphs over four-time defending AFC Champion Buffalo and at Miami.

In 1993, Wannstedt's first season in Chicago, the Bears finished with a 7-9 record highlighted by two impressive winning streaks. After an 0-2 start, the Bears won three straight games, including a 17-6 win against the then undefeated Philadelphia Eagles (4-0) at Veterans Stadium. A four-game winning streak, which included a NFL-first three road wins in 12 days, had Chicago in a first place tie in the NFC Central with four games remaining. The Bears were in the midst of the playoff chase until the 17th week of the season as the team improved two games from their 5-11 record in 1992, the season before Wannstedt arrived in Chicago. In just his first year as a head coach, Wannstedt was among the top vote getters for the NFL Coach of the Year Award.

Wannstedt's stint as defensive coordinator of the Dallas Cowboys (1989-92) under Jimmy Johnson marked his first coaching position in the NFL. In Dallas, he took over a defense that had ranked 20th in the league the year prior to his arrival. By 1990, his defense led the league against the pass and was 18th against the run, and he was named The National's NFL Assistant Coach of the Year. In 1991, the Cowboys improved to ninth against the run as they made the playoffs for the first time since 1985. Wannstedt's success made him a finalist for the Pittsburgh Steelers head coaching position following the 1991 season, prompting Johnson to give him the additional position of Assistant Head Coach in January, 1992.

In 1992, Wannstedt's defense was the youngest in the NFL yet ranked first in the league, allowing an average of just 245.8 yards per game, including just 77.8 yards rushing. The exclamation point to his tenure in Dallas came in Super Bowl XXVII when his defense forced nine turnovers as the Cowboys routed the Buffalo Bills, 52-17. Overall, the Cowboys improved from a 1-15 team when Wannstedt became defensive coordinator in 1989 to a 16-3 World Championship club in his final season in Dallas.

Wannstedt began his coaching career in 1975 as a graduate assistant coach at the University of Pittsburgh under his college coach, Johnny Majors. Jimmy Johnson joined the Panthers' staff in 1977, and in 1979 Wannstedt followed Johnson to Oklahoma State, where Johnson had taken the head coaching position. Wannstedt served as defensive line coach with the Cowboys from the 1979-80 seasons before being promoted to defensive coordinator in 1981, a spot he held for two years. He then served on Ted Tollner's staff at USC as defensive line coach for three seasons (1983-85) before re-joining Johnson as the defensive coordinator at the University of Miami. In his three seasons in that position (1986-88), Miami's defense held opponents to a 2.2-yard average per carry, yielded an average of 10.9 points per game and averaged 48 sacks a season. In 1987 the Hurricanes won the national championship, posting a perfect 12-0 record including an Orange Bowl win over Oklahoma. Overall, his defenses in Miami produced 11 players who were drafted by the NFL, including five in the first two rounds.

Wannstedt is a native of Pittsburgh, where he attended Baldwin High School. He then earned a bachelors degree in physical education and a masters in curricular supervision at the University of Pittsburgh, where he played offensive tackle (1970-73). He captained the team his senior year at Pitt, which featured freshmen Tony Dorsett and Matt Cavanaugh. He was selected by the Green Bay Packers in the 15th round of the 1974 draft but spent the season on Injured Reserve with a neck injury. The next year he began his coaching career when he joined Majors' staff at Pitt.

Wannstedt and his wife, Jan, reside in Davie, where they are both active in many local charitable, church, and community projects. They have two daughters, Keri and Jami.

## DAVE WANNSTEDT'S CAREER RECORD

YEAR	TEAM	POSITION	REGULAR SEASON	POST-SEASON	POSTSEASON RECAP
1975	Univ. of Pittsburgh	Grad Ass't/ Ass't Off. Line	7-4	1-0	Won Sun Bowl, 35-19 (Kansas)
1976	Univ. of Pittsburgh	Grad Ass't/ Ass't Off. Line	11-0	1-0	Won Sugar Bowl, 27-3 (Georgia)*
1977	Univ. of Pittsburgh	T.E./Spec. Teams	8-2-1	1-0	Won Gator Bowl, 34-3 (Clemson)
1978	Univ. of Pittsburgh	T.E./Spec. Teams	8-3	0-1	Lost Tangerine Bowl, 30-17 (N.C. St.)
1979	Oklahoma St. Univ.	Def. Line	7-4		
1980	Oklahoma St. Univ.	Def. Line	4-7		
1981	Oklahoma St. Univ.	Def. Line	7-4	0-1	Lost Independence Bowl, 24-14 (Texas A&M)
1982	Oklahoma St. Univ.	Def. Coord.	4-5-2		
1983	Univ. of Southern Cal	Def. Line	4-6-1		
1984	Univ. of Southern Cal	Def. Line	8-3	1-0	Won Rose Bowl, 20-17 (Ohio St.)
1985	Univ. of Southern Cal	Def. Line	6-5	0-1	Lost Aloha Bowl, 24-3 (Alabama)
1986	Univ. of Miami	Def. Coord.	11-0	0-1	Lost Fiesta Bowl, 14-10 (Penn. St.)
1987	Univ. of Miami	Def. Coord.	11-0	1-0	Won Orange Bowl, 20-14 (Okla.)*
1988	Univ. of Miami	Def. Coord.	10-1	1-0	Won Orange Bowl, 23-3 (Neb.)
1989	Dallas Cowboys	Def. Coord.	1-15		
1990	Dallas Cowboys	Def. Coord.	7-9		
1991	Dallas Cowboys	Def. Coord.	11-5	1-1	Won NFC Wild Card, 17-13 (Chi.)
1992	Dallas Cowboys	Asst. Head Coach/ Def. Coord.	13-3	3-0	Won Super Bowl XXVII, 52-17 (Buffalo)†
1993	Chicago Bears	Head Coach	7-9		
1994	Chicago Bears	Head Coach	9-7	1-1	Won NFC Wild Card, 35-18 (Minn.)
1995	Chicago Bears	Head Coach	9-7		
1996	Chicago Bears	Head Coach	7-9		
1997	Chicago Bears	Head Coach	4-12		
1998	Chicago Bears	Head Coach	4-12		
1999	Miami Dolphins	Asst. Head Coach	9-7	1-1	Won AFC Wild Card, 20-17 (Sea.)
2000	Miami Dolphins	Head Coach	11-5	1-1	AFC East Champions, Won AFC Wild Card, 23-17 (Ind.)
2001	Miami Dolphins	Head Coach	11-5	0-1	AFC Wild Card
2002	Miami Dolphins	Head Coach	9-7		

\* National Champions    † Super Bowl Champions

	REGULAR SEASON				ALL GAMES			
	W	L	T	PCT.	W	L	T	PCT.
Collegiate Assistant.....	106	44	4	.701	112	48	4	.695
NFL Assistant .....	41	39	0	.513	46	41	0	.529
NFL Head Coach .....	71	73	0	.493	73	76	0	.490
<b>28-YEAR COACHING HISTORY</b>	<b>218</b>	<b>156</b>	<b>4</b>	<b>.582</b>	<b>231</b>	<b>165</b>	<b>4</b>	<b>.583</b>

## DAVE WANNSTEDT FOURTH DOLPHINS COACH

Dave Wannstedt was named Head Coach of the Miami Dolphins on January 16, 2000, and became the fourth coach in club history, joining George Wilson (1966-69), Don Shula (1970-95) and Jimmy Johnson (1996-99). Excluding the NFL's three recent expansion teams (Carolina, Jacksonville and Houston) and the Baltimore Ravens, the Dolphins have had the NFL's low total of four head coaches in the history of their club.



# CAREER COACHING NOTES AND HONORS

2000-2001	<b>Head Coach, Miami Dolphins</b> AFC Wild Card Playoff berth Pro Coach of the Year, Florida Sports Awards
2000	AFC Eastern Division Champions AFC Wild Card Playoff win (23-17, vs. Indianapolis, Dec. 30, 2000) NFL Coach of the Year (Terry Award), FOX-TV Pro Coach of the Year, Florida Sports Awards
1999	<b>Assistant Head Coach, Miami Dolphins</b> Dolphins win AFC First-Round Playoff game at Seattle, 20-17, for Miami's first road playoff victory since 1972
1993-98	<b>Head Coach, Chicago Bears</b> Becomes third winningest coach in Bears history
1997	NFC Wild Card Playoff win (35-18, at Minnesota, Jan. 1, 1994)
1994	NFC Coach of the Year
1989-92	<b>Assistant Head Coach/Defensive Coordinator, Dallas Cowboys</b>
1992	Assistant Head Coach/Defensive Coordinator; Cowboys win world championship, defeating Buffalo 52-17 in Super Bowl XXVII
1989-91	Defensive Coordinator
1986-88	<b>Defensive Coordinator, University of Miami</b>
1987	Hurricanes go undefeated (12-0) in winning national championship
1983-85	<b>Defensive Line Coach, Southern California</b>
1979-82	<b>Defensive Line Coach/Defensive Coordinator, Oklahoma State</b>
1981-82	Defensive Coordinator
1979-80	Defensive Line Coach
1975-78	<b>Assistant Coach, University of Pittsburgh</b>
1977-78	Tight Ends and Special Teams Coach
1976	Graduate Assistant/Assistant Offensive Line Coach; Panthers go undefeated (12-0) in winning national championship
1975	Graduate Assistant/Assistant Offensive Line Coach

## WANNSTEDT VS. THE NFL

TEAM	Chicago Regular Season			Chicago Playoffs			Miami Regular Season			Miami Playoffs			Total		
	W	L	T	W	L	T	W	L	T	W	L	T	W	L	T
Arizona	1	1	0	0	0	0	0	0	0	0	0	0	1	1	0
Atlanta	1	1	0	0	0	0	1	0	0	0	0	0	2	1	0
Baltimore	1	0	0	0	0	0	2	0	0	0	1	0	3	1	0
Buffalo	2	0	0	0	0	0	4	2	0	0	0	0	6	2	0
Carolina	1	0	0	0	0	0	1	0	0	0	0	0	2	0	0
Chicago	0	0	0	0	0	0	1	0	0	0	0	0	1	0	0
Cincinnati	0	1	0	0	0	0	1	0	0	0	0	0	1	1	0
Cleveland	0	0	0	0	0	0	0	0	0	0	0	0	0	0	0
Dallas	2	1	0	0	0	0	0	0	0	0	0	0	2	1	0
Denver	0	2	0	0	0	0	2	0	0	0	0	0	2	2	0
Detroit	4	8	0	0	0	0	2	0	0	0	0	0	6	8	0
Green Bay	1	11	0	0	0	0	1	1	0	0	0	0	2	12	0
Indianapolis	0	0	0	0	0	0	4	1	0	1	0	0	5	1	0
Jacksonville	1	1	0	0	0	0	0	0	0	0	0	0	1	1	0
Kansas City	1	1	0	0	0	0	0	1	0	0	0	0	1	2	0
Miami	2	0	0	0	0	0	0	0	0	0	0	0	2	0	0
Minnesota	3	9	0	1	0	0	0	2	0	0	0	0	4	11	0
New England	0	2	0	0	0	0	4	2	0	0	0	0	4	3	0
New Orleans	1	2	0	0	0	0	0	0	0	0	0	0	1	2	0
N.Y. Giants	1	1	0	0	0	0	0	0	0	0	0	0	1	1	0
N.Y. Jets	1	1	0	0	0	0	1	5	0	0	0	0	2	6	0
Oak./LA Raiders	1	1	0	0	0	0	2	0	0	0	1	0	3	2	0

TEAM	Chicago Regular Season			Chicago Playoffs		Miami Regular Season			Miami Playoffs		Total		
	W	L	T	W	L	W	L	T	W	L	W	L	T
Philadelphia	2	1	0	0	0	0	0	0	0	0	2	1	0
Pittsburgh	0	2	0	0	0	0	0	0	0	0	0	2	0
St.L./LA Rams	3	3	0	0	0	0	1	0	0	0	3	4	0
San Diego	2	0	0	0	0	2	0	0	0	0	4	0	0
San Francisco	0	0	0	0	1	0	1	0	0	0	0	2	0
Seattle	0	0	0	0	0	2	0	0	0	0	2	0	0
Tampa Bay	7	5	0	0	0	0	1	0	0	0	7	6	0
Tenn./Hou.	2	0	0	0	0	1	0	0	0	0	3	0	0
Washington	0	2	0	0	0	0	0	0	0	0	0	2	0
<b>TOTALS</b>	<b>40</b>	<b>56</b>	<b>0</b>	<b>1</b>	<b>1</b>	<b>31</b>	<b>17</b>	<b>0</b>	<b>1</b>	<b>2</b>	<b>73</b>	<b>76</b>	<b>0</b>

## WANNSTEDT VS. NFL COACHES

During Dave Wannstedt's eight-year career as a head coach in the National Football League, he has coached against 52 different NFL head coaches in regular season action. Wannstedt has recorded at least one win in his battles with 41 of the 52 coaches he has faced. In addition, Wannstedt either leads or is tied in the lifetime regular season series with 35 of the 52 coaches he has faced.

### REGULAR SEASON

(Active NFL coaches are in **Bold**)

<b>Bill Belichick</b> .....	<b>4-2</b>	<b>Mike Holmgren</b> .....	<b>3-11</b>	Buddy Ryan .....	1-0
<b>Brian Billick</b> .....	<b>2-0</b>	<b>Dick Jauron</b> .....	<b>1-0</b>	<b>M. Schottenheimer</b> .....	<b>2-1</b>
Rich Brooks .....	1-1	Jimmy Johnson .....	1-0	<b>Mike Shanahan</b> .....	<b>2-1</b>
<b>Bill Callahan</b> .....	<b>1-0</b>	Chuck Knox .....	1-1	Art Shell .....	0-1
<b>Dom Capers</b> .....	<b>1-0</b>	Rich Kotite .....	1-1	<b>Mike Sherman</b> .....	<b>1-1</b>
Pete Carroll .....	1-1	Dick LeBeau .....	1-0	Dave Shula .....	0-1
Tom Coughlin .....	1-1	Marv Levy .....	2-0	Don Shula .....	1-0
<b>Bill Cowher</b> .....	<b>0-2</b>	Ted Marchibroda .....	1-0	George Seifert .....	1-0
Mike Ditka .....	0-1	<b>Steve Mariucci</b> .....	<b>0-1</b>	Barry Switzer .....	1-1
<b>Tony Dungy</b> .....	<b>3-5</b>	<b>Mike Martz</b> .....	<b>0-1</b>	<b>Mike Tice</b> .....	<b>0-1</b>
<b>Herman Edwards</b> .....	<b>1-3</b>	Jim Mora .....	4-2	Vince Tobin .....	0-1
<b>Jeff Fisher</b> .....	<b>3-0</b>	Billy Mornhinweg .....	1-0	Norv Turner .....	0-2
Wayne Fontes .....	3-5	<b>Bill Parcells</b> .....	<b>0-2</b>	<b>Dick Vermeil</b> .....	<b>1-2</b>
Chan Gailey .....	1-0	Wade Phillips .....	2-1	Mike White .....	1-0
Jerry Glanville .....	1-0	<b>Dan Reeves</b> .....	<b>2-2</b>	<b>Gregg Williams</b> .....	<b>2-2</b>
Dennis Green .....	3-10	Ray Rhodes .....	1-0	Sam Wyche .....	5-1
Al Groh .....	0-2	Mike Riley .....	1-0		
<b>Jon Gruden</b> .....	<b>1-0</b>	Bobby Ross .....	4-3		

### PLAYOFFS

<b>Brian Billick</b> .....	<b>0-1</b>	<b>Jon Gruden</b> .....	<b>0-1</b>	George Seifert .....	0-1
Dennis Green .....	1-0	Jim Mora .....	1-0		


## DON SHULA'S COACHING LONGEVITY

Former Dolphins Head Coach Don Shula was one of only four coaches in NFL history to have coached the same team for 20 or more consecutive seasons. Shula (1970-95) completed 26 seasons with the Dolphins. Green Bay's Curley Lambeau (1921-49) and Dallas' Tom Landry (1960-88) share the record with 29 seasons each, while Pittsburgh's Chuck Noll (1969-91) and the N.Y. Giants' Steve Owen (1931-53) coached 23 years with their teams.



# Norv Turner

## Assistant Head Coach/Offensive Coordinator



College .....Oregon  
 NFL.....19th Season  
 Dolphins .....Second Season

Norv Turner is entering his second season as the Dolphins' Assistant Head Coach/Offensive Coordinator after being named to the post on February 5, 2002, by Head Coach Dave Wannstedt. With the Dolphins, Turner now is in his third coaching stint with Wannstedt. Both were members of former Dolphins Head Coach Jimmy Johnson's Dallas Cowboys coaching staff from 1991-92, where Turner was the offensive coordinator while Wannstedt served as defensive coordinator, as they helped lead the Cowboys to a victory in Super Bowl XXVII following the 1992 season. In addition, Wannstedt and Turner were on the same University of Southern California coaching staff from 1983-84.

In Turner's first season with the Dolphins, the team's rushing game ranked second in the NFL, as it amassed an average of 156.4 yards per contest. This represented a 21-spot improvement from the previous season and it was the highest finish for a Dolphins team since 1972, when they topped the league in that category. The 2,502 total rushing yards were the third-highest total in team annals, and the most since 1973. Ricky Williams led the way with a Dolphins single-season record and NFL-high 1,853 yards and 16 touchdowns. It marked the ninth time in Turner's 12 seasons as either a head coach or a coordinator that a running back surpassed the 1,000-yard rushing mark. In addition, the Dolphins ranked 12th in the NFL in scoring (23.6 points per game) and second in the league in red zone efficiency (64.3%). The Dolphins also placed 15th in the NFL in total offense (337.0 yards per game), the highest finish for a Miami team since 1997. Under Turner's tutelage, quarterback Jay Fiedler compiled a passer rating of 85.2, the best mark by a Dolphins quarterback since 1996.

Turner joined the Dolphins after spending the 2001 season as the offensive coordinator with the San Diego Chargers. Under Turner's guidance, the Chargers' offense improved to the 11th-best unit in the NFL after having finished 28th overall the season prior to his arrival.

Before joining the Chargers, Turner spent the previous seven seasons (1994-2000) as the Head Coach with the Washington Redskins, where he also served in the role as offensive coordinator. During Turner's seven-year tenure in Washington, he led the Redskins to a regular-season record of 49-59-1, including a 10-6 mark in 1999 as the Redskins claimed their first NFC Eastern Division title since 1991. They went on to defeat the Detroit Lions, 27-13, in an NFC First-Round Playoff game, before dropping a one-point decision (14-13) at Tampa Bay in the Divisional round. That season, the Redskins' offense finished the year as the league's second-ranked unit. He guided the Redskins to a record of 7-6 in 2000 before being released with three games to play in the season. The Redskins' final three losses under Turner were by a total of six points, while their six losses over these first 13 games came by an average of less than four points.

Turner got his start in the NFL coaching ranks as an assistant with the Los Angeles Rams in 1985. Serving as the team's receivers coach, the Rams' offense finished third, fourth and third, respectively, from 1988-90, his final three seasons with the club. Following Turner's tenure in Los Angeles, Jimmy Johnson named him offensive coordinator of the Dallas Cowboys in 1991. Turner took over a Cowboys offense that ranked 28th in 1990 and helped lead them to consecutive NFL rankings of fourth overall in 1992 and 1993, as they captured back-to-back Super Bowl titles.

Throughout his coaching career, Turner has helped to mold some of the top skilled position players in the NFL. As receivers coach with the Rams (1985-90), wide receiver Henry Ellard twice surpassed the 1,000-yard receiving mark, with an NFL-high 1,414 in 1988 and 1,382 the following year, placing him fourth in the NFL. In his final three years with the Rams (1988-90), tight end Pete Holohan averaged 53 catches a season and finished second among NFC tight ends in receiving in two of those three years. As offensive coordinator with the Dallas Cowboys from 1991-93, running back Emmitt Smith led the NFL in rushing all three years. In addition, both quarterback Troy Aikman and wide receiver Michael Irvin finished in the top three in the NFL in passing and receiving, respectively, twice apiece. Also during Turner's tenure in Dallas, Jay Novacek led all NFL tight ends in receiving twice and averaged more than 57 receptions a season over that three-year period. During his seven-year stint as Head Coach with the Redskins, the team had a 1,000-yard rusher four times and a 1,000-yard receiver on five occasions. Under Turner, three different Redskin quarterbacks surpassed the 3,000-yard passing plateau, including Brad Johnson, who finished fourth in the NFL with 4,005 yards in 1999, the second-highest total in Redskins history. That same year, running back Stephen Davis led the AFC with 1,405 yards rushing, while two different receivers went over the 1,000-yard receiving mark. In 2001, Chargers running back LaDainian Tomlinson led all NFL rookies with 1,236 yards rushing and ten touchdowns on 339 attempts, while also catching an NFL rookie-best 59 passes. His rushing total ranked fifth in the AFC and ninth in the NFL. In addition, quarterback Doug Flutie threw for 3,464 yards and wide receiver Curtis Conway had 71 receptions for 1,125 yards, marking just the second time in team history that the Chargers have had a 3,000-yard passer, a 1,000-yard receiver and a 1,000-yard rusher in the same season.

Turner began his coaching career as a graduate assistant at the University of Oregon in 1975. The following year, he moved on to the University of Southern California where, for the next nine seasons, he served as the Trojans' receivers coach (1976-79), defensive backs coach (1980), quarterbacks coach (1981-83), and offensive coordinator (1984). In 1980, Turner tutored what is regarded as one of the finest defensive backfields in college football history. It included Ronnie Lott and Dennis Smith, both NFL first-round draft choices in 1981, and Jeff Fisher, a seventh-round draft pick in '81. During Turner's nine-year tenure at USC, the Trojans won all four Rose Bowls in which they appeared, and took part in six bowl games overall, winning five of them. The 1978 team went 12-1, including a victory over Michigan in the Rose Bowl, and claimed the National Championship.

Norval Eugene Turner was a three-year letterman (1972-74) as a quarterback at the University of Oregon, spending two seasons behind NFL Hall of Fame quarterback Dan Fouts. Turner and his wife, Nancy, have three children, Scott, Stephanie and Drew. Scott is a quarterback at the University of Nevada-Las Vegas, where he is playing under former Rams and USC Head Coach John Robinson. Stephanie is a student and actress who lives in Los Angeles.

## CAREER COACHING NOTES AND HONORS

2002-	Assistant Head Coach/Offensive Coordinator, Miami Dolphins
2001	Offensive Coordinator, San Diego Chargers
1994-00	Head Coach, Washington Redskins
1999	NFC East Champions NFC Wild Card Playoff Win
1991-93	Offensive Coordinator, Dallas Cowboys
1992	Super Bowl Champions
1993	Super Bowl Champions
1985-90	Receivers/Tight Ends Coach, Los Angeles Rams
1987-90	Receivers and Tight Ends Coach
1985-86	Receivers Coach
1976-84	Offensive Coordinator/Quarterbacks Coach/Defensive Backs Coach/Receivers Coach, USC
1984	Offensive Coordinator
1981-83	Quarterbacks Coach
1980	Defensive Backs Coach
1976-79	Receivers Coach
1975	Graduate Assistant, Oregon



## TURNER VS. THE NFL

TEAM	Regular Season			Playoffs		Total		
	W	L	T	W	L	W	L	T
Arizona	5	8	0	0	0	5	8	0
Atlanta	0	1	0	0	0	0	1	0
Baltimore	1	1	0	0	0	1	1	0
Buffalo	0	2	0	0	0	0	2	0
Carolina	5	0	0	0	0	5	0	0
Chicago	3	0	0	0	0	3	0	0
Cincinnati	0	0	0	0	0	0	0	0
Cleveland	0	0	0	0	0	0	0	0
Dallas	4	9	0	0	0	4	9	0
Denver	0	2	0	0	0	0	2	0
Detroit	2	2	0	1	0	3	2	0
Green Bay	0	0	0	0	0	0	0	0
Houston	0	0	0	0	0	0	0	0
Indianapolis	2	1	0	0	0	2	1	0
Jacksonville	2	0	0	0	0	2	0	0
Kansas City	0	1	0	0	0	0	1	0
Miami	1	0	0	0	0	1	0	0
Minnesota	0	1	0	0	0	0	1	0
New England	1	0	0	0	0	1	0	0
New Orleans	1	0	0	0	0	1	0	0
N.Y. Giants	6	7	1	0	0	6	7	1
N.Y. Jets	2	0	0	0	0	2	0	0
Oak./L.A. Raiders	1	1	0	0	0	1	1	0
Philadelphia	5	9	0	0	0	5	9	0
Pittsburgh	0	1	0	0	0	0	1	0
St.L./L.A. Rams	4	1	0	0	0	4	1	0
San Diego	1	0	0	0	0	1	0	0
San Francisco	1	3	0	0	0	1	3	0
Seattle	0	3	0	0	0	0	3	0
Tampa Bay	2	4	0	0	1	2	5	0
Tenn./Hou.	0	2	0	0	0	0	2	0
Washington	0	0	0	0	0	0	0	0
<b>TOTALS</b>	<b>49</b>	<b>59</b>	<b>1</b>	<b>1</b>	<b>1</b>	<b>50</b>	<b>60</b>	<b>1</b>

## TURNER VS. NFL COACHES

During Norv Turner's seven-year career as a head coach in the National Football League, he went up against 43 different NFL head coaches during the regular season. Turner recorded at least one win over 28 of the 43 coaches he faced. In addition, Turner either leads or is tied in the lifetime regular season series with 24 of the 43 coaches.

### REGULAR SEASON


(Active NFL coaches are in **Bold**)

<b>Brian Billick</b> .....	1-0	Lindy Infante .....	1-0	<b>Andy Reid</b> .....	2-2
Rich Brooks .....	2-0	<b>Dick Jauron</b> .....	1-0	Ray Rhodes .....	3-3
Dave Campo .....	0-1	Jimmy Johnson .....	1-0	Bobby Ross .....	1-2
<b>Dom Capers</b> .....	3-0	June Jones .....	1-1	Buddy Ryan .....	1-3
Tom Coughlin .....	2-0	Chuck Knox .....	1-0	<b>Marty Schottenheimer</b> ....	0-1
<b>Bill Cowher</b> .....	0-1	Rich Kotite .....	1-4	George Seifert .....	2-2
<b>Tony Dungy</b> .....	2-1	Marv Levy .....	0-1	<b>Mike Shanahan</b> .....	0-2
<b>Dennis Erickson</b> .....	0-2	Ted Marchibroda .....	1-1	Barry Switzer .....	4-4
<b>Jim Fassel</b> .....	4-3-1	<b>Steve Mariucci</b> .....	1-1	Vince Tobin .....	4-4
<b>Jeff Fisher</b> .....	0-2	<b>Mike Martz</b> .....	1-0	<b>Dick Vermeil</b> .....	0-1
Tom Flores .....	0-1	<b>Dave McGinnis</b> .....	0-1	<b>Dave Wannstedt</b> .....	2-0
Wayne Fontes .....	1-0	Jim Mora .....	1-1	Mike White .....	0-1
Chan Gailey .....	0-4	<b>Bill Parcells</b> .....	2-0	Sam Wyche .....	0-3
Dennis Green .....	0-1	Wade Phillips .....	0-1		
<b>Jon Gruden</b> .....	1-0	<b>Dan Reeves</b> .....	2-4		

### PLAYOFFS

<b>Tony Dungy</b> .....	0-1	Bobby Ross .....	1-0
-------------------------	-----	------------------	-----

# Keith Armstrong Special Teams



College ..... Temple  
NFL ..... Tenth Season  
Dolphins ..... Third Season

Keith Armstrong is entering his third season as the Dolphins' special teams coach, having been named to the post on January 15, 2001 by Head Coach Dave Wannstedt.

Last year, the Dolphins' special teams units ranked eighth in the NFL in punt return defense, allowing an average of 7.0 yards per return. They also were seventh in the league in kickoff return average, having amassed a 23.5-yard average. The Dolphins are one of only six NFL teams and one of three from the AFC who have not allowed a punt return or kickoff return for a touchdown over the last two years. The Dolphins also ranked in the top ten in both average drive start after kickoffs (T4, 31.0) and opponent's average drive start after kickoffs (8, 27.3), one of only four NFL teams to accomplish this feat last year, and the only one from the AFC.

In Armstrong's first season in Miami, the Dolphins ranked in the top ten in the NFL in both punt return defense (first) and kickoff return defense (ninth), one of only five NFL teams to achieve this feat. The Dolphins yielded a minuscule 4.5 yards per punt return, placing them first in the league. Miami also led the AFC and was fourth in the NFL as their opponents' average drive start following kickoffs was the 26.2 yard line.

Armstrong came to the Dolphins after serving the previous four seasons (1997-00) in the same role with the Chicago Bears. In 2000, Chicago's special teams blocked a pair of opponent field goal attempts while also ranking fourth in the NFL in punt return defense, allowing an average of just 7.0-yards per return. In 1998 and 1999, the Bears' special teams unit ranked fourth overall in the NFL based on a formula consisting of numerous categories. In 1999, his group recovered six fumbles and blocked an NFL-high four field goals. In 1998, the Bears' special teams units led the league in points scored (26) and blocked kicks (four). In Armstrong's four seasons, the Bears ranked in the top ten in the NFL in punt return average, punt coverage and kickoff coverage twice each. In 1999, they led the league in kickoff coverage, having allowed an average of just 16.6 yards per return.

Armstrong first started in the NFL with the Atlanta Falcons in 1994, where he coached the safeties for two years before being promoted to secondary coach in 1996.

A four-year letterman (1983-86) as a running back and defensive back at Temple University, Armstrong started his coaching tenure as a graduate assistant at his alma mater in 1987. He went to the University of Miami (Fla.) in 1988 where he worked with the defensive backs and special teams on a staff that was headed by former Dolphins Head Coach Jimmy Johnson and also included current Head Coach Dave Wannstedt and offensive line coach Tony Wise. Armstrong spent one year with the Hurricanes before joining the Akron staff as receivers coach in 1989. A one-year tenure there preceded his move to Oklahoma State, where he served three years (1990-92) as secondary coach under current Dolphins tight ends coach Pat Jones, then OSU's head coach. His final collegiate post came as linebackers and special teams coach at Notre Dame in 1993.


Armstrong, who grew up in Levittown, Pa., attended Bishop Egan High School in Philadelphia. He and his wife, Kathleen, have two daughters, Kaitlin and Kristen.



## KEITH ARMSTRONG'S COACHING HISTORY

1987	Temple – Graduate Assistant
1988	University of Miami (Fla.) – Defensive backs and special teams coach
1989	Akron – Receivers coach
1990-92	Oklahoma State – Secondary coach
1993	Notre Dame – Linebackers and special teams coach
1994-96	Atlanta Falcons – Safeties Coach (1994-95) Secondary Coach (1996)
1997-00	Chicago Bears – Special Teams Coach
2001-	Miami Dolphins – Special Teams Coach

## Jim Bates Defensive Coordinator



Jim Bates is entering his fourth season as the Dolphins' defensive coordinator. He was named to the post by Head Coach Dave Wannstedt on January 24, 2000. Prior to joining the Dolphins, Bates spent the previous four years (1996-99) with the Dallas Cowboys, including each of the last two as that team's Assistant Head Coach/Defensive Line. He was the Cowboys' linebackers coach from 1996-97.

In Bates' three seasons guiding the Dolphins' defense, Miami finished no lower than sixth in the NFL in total defense. This includes a number three ranking last year, when Miami permitted an average of only 291.0 total yards per game. They also yielded just 301 points, the top figure in the AFC and fourth in the NFL. The unit was recognized by having six players selected for the Pro Bowl (Tim Bowens, Sam Madison, Brock Marion, Patrick Surtain, Jason Taylor, Zach Thomas), the most Miami defenders ever to earn this honor in the same season. In fact, in Bates' three seasons in Miami, seven different Dolphin defenders have been chosen to the Pro Bowl a total of 13 times.

In 2001, the Dolphins led the NFL in pass defense, as they allowed an average of just 176.8 yards a game. Under Bates' guidance two Dolphins defenders (Madison and Thomas) were selected to the Pro Bowl. In addition, the defense set club records in 2001 with five interception returns for touchdowns and six total returns for scores.

In Bates' first season as defensive coordinator, the Dolphins ranked fourth in the AFC and sixth in the NFL in overall defense, allowing an average of 289.8 yards per outing. They were third in the conference and fifth in the league in pass defense, permitting an average of 181.3 yards a contest. In addition, the Dolphins yielded an average of only 14.1 points per game, the third-best mark in the NFL. Their 226 total points allowed were the fewest points ever allowed by a Dolphins team in a 16-game season. Bates' unit also exhibited aggressiveness by forcing 41 turnovers, which ranked third in the AFC and fourth in the NFL. This included an NFL-high 28 interceptions. Following the 2000 season, five players (Trace Armstrong, Madison, Marion, Taylor, Thomas) from Bates' defense were selected to play on the AFC Pro Bowl squad.

Before joining Dallas in 1996, Bates spent one year as defensive coordinator with the Atlanta Falcons (1994) and one season (1995) as the secondary coach with the Cleveland Browns, his second stint with that team. He was Cleveland's linebackers coach in 1991 and their defensive ends coach from 1992-93.

Bates got his start in the pro coaching ranks as defensive coordinator with the San Antonio Gunslingers of the USFL in 1984. He was promoted to Head Coach for the 1985 season and served one year in that post. He was the defensive coordinator with the Arizona Outlaws of the USFL in 1986 before the league folded. He also was an assistant with the Detroit Drive of the Arena League in 1988. Following that, he was the linebackers coach at the University of Tennessee in 1989 and the defensive coordinator/secondary coach at the University of Florida in 1990.

Bates began his coaching career as a graduate assistant at the University of Tennessee in 1968. After a stint as Head Coach at Sevier County (Tenn.) High School, he coached the freshmen at the University of Southern Mississippi in 1972. He moved on to Villanova University for the next two years where he was the Wildcats' offensive line coach in 1973 and the linebackers coach the following season. A two-year stop (1975-76) as linebackers coach at Kansas State and a one-year tenure (1977) as secondary coach at West Virginia preceded Bates' appointment as secondary coach at Texas Tech in 1978. He added the title of defensive coordinator in 1980 and spent the next four years in that post for the Red Raiders.

Bates was a linebacker at the University of Tennessee from 1964-67. He and his wife, Beverly, reside in Dania Beach. Bates has two sons, James and Jeremy, one grandson and two granddaughters. James, a former linebacker at the University of Florida, was a defensive captain on the Gators' 1996 National Championship team and now works as a sportscaster. Jeremy played at Rice University and is currently the offensive quality control coach for the Tampa Bay Buccaneers.

## JIM BATES' COACHING HISTORY


1968	University of Tennessee - Graduate Assistant
1972	University of Southern Mississippi - Freshman Coach
1973-74	Villanova University - Offensive Line Coach (1973) Linebackers Coach (1974)
1975-76	Kansas State - Linebackers Coach
1977	West Virginia University - Secondary Coach
1978-83	Texas Tech University - Secondary Coach (1978-79) Defensive Coordinator/Secondary Coach (1980-83)
1984-85	San Antonio Gunslingers (USFL) - Defensive Coordinator (1984) Head Coach (1985)
1986	Arizona Outlaws (USFL) - Defensive Coordinator
1988	Detroit Drive (Arena League) - Assistant Coach
1989	University of Tennessee - Linebackers Coach
1990	University of Florida - Defensive Coordinator/Secondary Coach
1991-93	Cleveland Browns - Linebackers Coach (1991) Defensive Ends Coach (1992-93)
1994	Atlanta Falcons - Defensive Coordinator
1995	Cleveland Browns - Secondary Coach
1996-99	Dallas Cowboys - Linebackers Coach (1996-97) Assistant Head Coach/Defensive Line (1998-99)
2000-	Miami Dolphins - Defensive Coordinator

## DOLPHINS SEND 144 PLAYERS TO PRO BOWL

Since the 1970 AFL-NFL merger, a Dolphin has been selected to play in the Pro Bowl a total of 144 times, including seven last year, which is tied for the second-most in franchise history, trailing only the eight selections for the 1985 game. Over the course of those 33 seasons, 89 offensive players, 49 defensive players and six special teams players have been chosen. The position that has been represented the most is guard, which has occurred on 19 occasions. The only seasons since 1970 that the Dolphins did not have a player selected to the Pro Bowl were 1980 and 1997.



# Clarence Brooks Defensive Line



College .....Massachusetts  
NFL .....11th Season  
Dolphins .....Fourth Season

Clarence Brooks is entering his fourth season as the Dolphins' defensive line coach. He was named to the position by Head Coach Dave Wannstedt on January 24, 2000. Brooks joined the Dolphins after spending the 1999 season in the same post with the Cleveland Browns.

This marks Brooks' second coaching stop with Wannstedt, having worked for him from 1993-98 as defensive line coach with the Chicago Bears.

Last season, the Dolphins were second in the AFC and tied for fourth in the NFL with 47 sacks, the third-highest total in club history. Defensive linemen accounted for 41.5 of the total, including 18.5 by Jason Taylor and 9.5 by Adewale Ogunleye, making them the most productive sack tandem in the NFL last year. Taylor's total led the league and tied a franchise single-season record, as he was named a starter to the AFC Pro Bowl squad. In addition, the Dolphins tied for fifth in the NFL in run defense (97.1 yards per game), due in large part to the tackle tandem of Tim Bowens and Larry Chester. Bowens was also a Pro Bowl selection.

In 2000, defensive ends Trace Armstrong and Taylor combined for 31 sacks, ranking them as the most productive sack tandem in Dolphins history and the top duo in the NFL in 2000. Armstrong's 16.5 sacks led the AFC and were tied for second in the NFL, while Taylor's total of 14.5 was second in the conference and fifth in the league. Both were named as starters to the AFC Pro Bowl squad, the first time that teammates have been chosen to start at defensive end in the Pro Bowl since the 1992 season (1993 Pro Bowl) when Philadelphia's Reggie White and Clyde Simmons were picked.


Prior to joining the Bears in 1993, Brooks spent the previous three seasons (1990-92) as the defensive line coach at the University of Arizona. That followed a nine-year stay (1981-89) at Syracuse University. He spent his first six years there tutoring the outside linebackers for the Orangemen, and his final three seasons as defensive line coach. His initial full-time coaching post came in 1976, overseeing the defensive ends at the University of Massachusetts, a position in which he served four seasons. In addition, during the summer of 1989, Brooks worked in the Dallas Cowboys' training camp as part of the team's minority coaching fellowship program.

Brooks was an offensive guard at the University of Massachusetts from 1970-72, and was the team captain his final season. He and his wife, Justa, have a son, Jason, and a daughter, Adrienne.

## CLARENCE BROOKS' COACHING HISTORY

1976-80	University of Massachusetts – Defensive Ends Coach
1981-89	Syracuse University – Outside Linebackers Coach (1981-86) Defensive Line Coach (1987-89)
1990-92	University of Arizona – Defensive Line Coach
1993-98	Chicago Bears – Defensive Line Coach
1999	Cleveland Browns – Defensive Line Coach
2000-	Miami Dolphins – Defensive Line Coach

# Joel Collier Running Backs



College .....Northern Colorado  
NFL.....14th Season  
Dolphins .....Tenth Season

Joel Collier enters his tenth season with the Dolphins and his sixth as running backs coach, having been named to the position on February 11, 1998.

During Collier's stint tutoring the team's running backs, two different Dolphins have surpassed the 1,000-yard rushing mark, including Lamar Smith (1,139 in 2000) and Ricky Williams (1,853 in 2002).

Last season, Williams broke through with the finest performance of his four-year NFL career with an NFL-high 1,853 yards rushing, the highest single-season total in Dolphins history and the eighth-highest figure in league history. Williams was a starter for the AFC Pro Bowl squad, the first Dolphins running back to be named to the all-star squad since the 1978 season when Delvin Williams earned the honor.

Also during Collier's tenure as running backs coach, he has tutored three different players who finished among the top five rookie rushers in the NFL in their respective rookie seasons.

As a defensive assistant with the Dolphins from 1994-97, Collier assisted in coaching the team's linebackers and in the overall football operation. In 1997, Collier worked extensively with rookie linebacker Derrick Rodgers, a third-round draft choice who garnered several all-rookie accolades, including Sports Illustrated's Defensive Rookie of the Year.

Collier joined the Dolphins after having worked three seasons (1991-93) in various capacities with the New England Patriots. He served in the pro scouting department in 1993 and worked as assistant running backs and wide receivers coach from 1991-92.

Collier joined the Patriots after serving as an offensive assistant with the Tampa Bay Buccaneers in 1990. Prior to his experience with the Bucs, Collier worked two years with the quarterbacks and running backs as a graduate assistant at Syracuse University.

A three-year starter at inside linebacker at Northern Colorado, Collier was an academic All-North Central Conference performer. He received his bachelor's degree in social science education.


Collier, the son of former Bills head coach and longtime Broncos defensive coordinator Joe Collier, is married to Shirley Ann. The couple has one son, Jeremy Grayson (4/16/96) and they live in Davie.

## JOEL COLLIER'S COACHING HISTORY

- 1988-89 Syracuse University – Graduate Assistant (QB's and RB's)
- 1990 Tampa Bay Buccaneers – Offensive Assistant
- 1991-93 New England Patriots – Ass't Running Backs and Receivers Coach (1991-92)  
Pro Scouting (1993)
- 1994- Miami Dolphins – Defensive Staff Assistant (1994-97)  
Running Backs Coach (1998-)



# Robert Ford Wide Receivers



College.....Houston  
NFL.....13th Season  
Dolphins .....Sixth Season

Robert Ford enters his 13th season as an NFL assistant and his sixth with the Dolphins. He was named the team's wide receivers coach in 1998.

Ford has been instrumental in the development of Chris Chambers, who led all NFL rookies in 2001 with 48 receptions for a team-high 883 yards and seven touchdowns, as he established Dolphins single-season rookie records for receiving yards and receiving touchdowns. He was a consensus all-rookie selection, as he led all NFL rookies in receiving that year. Chambers topped the team's receiving chart last year with 52 catches for 734 yards and three touchdowns. Over his first two seasons combined, Chambers has tallied 100 receptions for 1,617 yards and ten touchdowns. His yardage total is the third-most by a Dolphin after his first two years with the team, while his reception figure is fourth.

In Ford's five previous seasons overseeing this position, five different wide receivers have surpassed the 50-catch plateau in a season.

Ford first broke into the NFL as an assistant with the Dallas Cowboys in 1991. During his seven seasons tutoring the club's tight ends, Jay Novacek was voted to the Pro Bowl five times (1991-95). From 1991-95, Novacek recorded 280 receptions, more than any other NFL tight end during this five-year span. Ford also spent the summer of 1990 with the Cowboys as part of the club's minority coaching fellowship program.

Prior to joining the Cowboys, Ford spent 16 seasons as an assistant at both the high school and collegiate levels. He began his coaching career in 1973 at Saginaw (Michigan) High School. He embarked on his collegiate tenure the following year, tutoring the wide receivers at Western Illinois where he spent 1974-76. That was followed by stops at New Mexico (1977-79), Oregon State (1980-81) and Mississippi State (1982-83). His first pro job came as receivers coach with the Houston Gamblers of the USFL in 1985. Ford returned to the collegiate ranks where he held posts at Kansas (1986), Texas Tech (1987-88) and Texas A&M (1989-90) preceding his NFL stint.


A native of Belton, Texas, Ford earned his degree in education from the University of Houston and his master's in athletic administration from Western Illinois. At Houston, where he played wide receiver from 1970-72, Ford led the Cougars in receiving, punt returns and kickoff returns in his final season. He is the only player in NCAA history to account for two 99-yard receptions. Ford and his wife, Janice, have two sons, Bobby and Jason. The family resides in Pembroke Pines.

## ROBERT FORD'S COACHING HISTORY

1974-76	Western Illinois University – Wide Receivers Coach
1977-79	University of New Mexico – Wide Receivers Coach
1980-81	Oregon State University – Wide Receivers Coach
1982-83	Mississippi State University – Wide Receivers Coach
1985	Houston Gamblers (USFL) – Wide Receivers Coach
1986	Kansas University – Wide Receivers Coach
1987-88	Texas Tech University – Wide Receivers Coach
1989-90	Texas A&M – Wide Receivers Coach
1991-97	Dallas Cowboys – Tight Ends Coach
1998-	Miami Dolphins – Wide Receivers Coach

# John Gamble

## Strength and Conditioning



John Gamble enters his tenth season with the Dolphins as strength and conditioning coach, having been named to the position on March 16, 1994. Gamble has the primary responsibility in the area of strength and conditioning for the club.

In his position, Gamble is responsible for the organization and implementation of the programs for the team's overall conditioning development. Brad Roll, the club's assistant strength coach, assists Gamble with the implementation of the programs and his interaction with the Dolphins' training and medical staffs. Gamble was named by the Professional Strength Coaches Society as its 1998 Coach of the Year.

Gamble joined the Dolphins after having served ten years (1984-93) as the head strength coach at the University of Virginia. He also served two seasons as assistant strength coach (1982-83) and one year on a part-time basis (1981) at Virginia. He was named 1985 Strength Coach of the Year by the National Strength and Conditioning Association. At Virginia, Gamble helped develop such future NFL stars as Jim Dombrowski, Jeff Lageman, Herman Moore and Ray Roberts.

Gamble served an eight-year stint as state director for the National Strength and Conditioning Association and was named Outstanding State Director for Region II in 1984.

A world renowned powerlifter, Gamble was the number-one ranked powerlifter in the world in the 275-pound class from 1981 to 1983. His personal records for total pounds in three lifts while competing in the United States Powerlifting Federation was 2,270 pounds, and he has personal bests of full squat, 892 lbs.; bench press, 573 lbs.; and dead lift, 826.5 lbs. in those three lifts. Gamble was inducted into the U.S. Weightlifting Hall of Fame in York, Pa. in June of 1999.

Gamble played linebacker at Hampton Institute and was a first-team Black College All-America selection. He also earned All-Central Intercollegiate Athletic Association honors in football and in track and field.

Married to Sharon, the couple has three sons, John Nathan, III (12/16/87), Austin Craig (9/27/90) and Tucker Scott (9/19/95) and they live in Ft. Lauderdale. He was born on June 26, 1957, in Richmond, Va.


### JOHN GAMBLE'S COACHING HISTORY

- 1982-93 University of Virginia – Assistant Strength Coach (1982-83)  
Head Strength Coach (1984-93)
- 1994- Miami Dolphins – Strength Coach (1994-95)  
Strength and Conditioning Coach (1996-)



## Judd Garrett

### Offensive Quality Control/Quarterbacks



**College** .....Princeton  
**NFL** .....Seventh Season  
**Dolphins** .....Fourth Season

Judd Garrett is entering his seventh season as an NFL assistant and his fourth with the Dolphins after spending the previous three seasons (1997-99) as an offensive assistant with the New Orleans Saints. In his role with the Dolphins, Garrett is in charge of quality control on the offensive side of the ball, while also assisting in various coaching responsibilities with the team's quarterbacks.

Garrett was a three-year starter (1987-89) as a running back at Princeton University, where he was named the Ivy League Player of the Year and a Division I-AA All-American his senior season. He was selected by the Philadelphia Eagles in the 12th round of the 1990 draft, and after being released by the Eagles in training camp, Garrett spent the 1990 season as an assistant coach at Princeton. He went on to play with the London Monarchs of the World League from 1991-92. In his first year there, he led the league in receptions and was an All-League pick. His 71 receptions in 1991 stood as a league record until the 2000 season. After spending the 1993 season on the Dallas Cowboys' practice squad, Garrett played two years in the Canadian Football League, with the Las Vegas Posse in 1994 and the San Antonio Texans in 1995. He coached one year (1996) at his prep alma mater, University High School in Cleveland, Ohio, prior to joining the Saints.

Garrett is continuing his family tradition in the NFL. His father, Jim, is a scout with the Dallas Cowboys. His older brother, John, is a scout with the Cincinnati Bengals, while another older brother, Jason, is a quarterback with the New York Giants. Judd and his wife, Kathy, who was an All-America soccer player at Princeton, have two sons, Calvin (7/31/93) and Campbell (3/31/98), and two daughters, Frances (4/12/95) and Kassity (1/2/03).

#### JUDD GARRETT'S COACHING HISTORY


1990	Princeton University – Offensive Assistant
1997-99	New Orleans Saints – Offensive Assistant
2000-	Miami Dolphins – Offensive Assistant (2000)
	Offensive Quality Control (2001-02)
	Offensive Quality Control/Quarterbacks (2003-)

#### DOLPHINS PERFECT IN 1972

The 1972 Dolphins continue to hold the distinction of being the only unbeaten, untied team through the playoffs. Miami went a perfect 17-0 in winning Super Bowl VII. In that season, the Dolphins became the first team to lead the NFL in scoring offense and defense in the same season since the 1970 merger of the AFL and NFL.

Since that time, the only other team that has led the NFL in both points scored and points allowed was the 1996 Super Bowl champion Green Bay Packers.

# Pat Jones Tight Ends



<b>College</b> .....	Arkansas
<b>NFL</b> .....	Eighth Season
<b>Dolphins</b> .....	Eighth Season

Pat Jones begins his eighth season as the Dolphins' tight ends coach after being named to the position in 1996. Jones joined the Dolphins after spending 1995 training camp, pre-season and the regular season opener as an offensive line specialist with the Chicago Bears. Prior to that, he spent 11 seasons as head coach at Oklahoma State University (1984-94) and 22 years at the collegiate level. Overall, he has been in the profession for 33 years.

Last season, Randy McMichael became the first rookie tight end in Dolphins history to start every regular season game. A fourth-round draft choice, McMichael finished the season third on the team in receptions (39), second in receiving yards (485) and first in receiving touchdowns (four). His receiving totals all were second among NFL rookie tight ends in 2002.

Jones led Oklahoma State to a 62-60-3 record during his tenure in Stillwater and was at the helm during the school's only 10-win seasons (1984, 1987 and 1988) in its football history. He led the Cowboys to four bowl games (1984 and 1985 Gator Bowl, 1987 Sun Bowl and 1988 Holiday Bowl) with three victories during his 11 seasons. Jones finished as the school's all-time winningest coach and 11th-most successful coach all-time in Big Eight history. He was twice named Big Eight Coach of the Year (1984 and 1992) and was National Coach of the Year by Football Yearbook in 1984.

Jones coached nine All-Americans at OSU, including Thurman Thomas, Hart Lee Dykes, Leslie O'Neal and Barry Sanders. Dykes ended his career as the all-time leading receiver in Big Eight history, O'Neal was a Lombardi Award finalist in 1985, and Sanders won the Heisman Trophy in 1988. At OSU, Jones also tutored current Pittsburgh Steeler All-Pro linebacker Jason Gildon.

Jones became Oklahoma State's head football coach when Jimmy Johnson left to become head coach at the University of Miami in 1984 and he was promoted from assistant head coach/defensive coordinator. Jones' inaugural season at OSU saw the Cowboys achieve its highest national ranking (second in the UPI poll and third in the AP ratings) prior to a regular-season finale against Oklahoma for the Big Eight title. The Cowboys finished the season with ten wins and a final ranking of fifth in UPI and sixth in AP. Jones' ten wins marked just the third time in conference history that a rookie head coach had achieved that milestone, as he joined Oklahoma's Barry Switzer and Colorado's Chuck Fairbanks. In addition, his Cowboys teams finished three other seasons ranked in the Top 20 with finishes of 17th in 1985, 11th in 1987 and 11th in 1988. During his tenure at OSU, Jones also coached in the 1986 Japan Bowl, the 1988 Hula Bowl, and the 1992 Blue-Gray Game.

Jones began his coaching career in the Little Rock (Ark.) public schools in 1969 before moving on to the collegiate level as assistant defensive line coach at Arkansas under then-defensive coordinator Jimmy Johnson (1974-75). He also made stops as defensive ends coach at Southern Methodist (1976-77), defensive ends coach at Pittsburgh with Johnson in 1978, and defensive ends coach/defensive coordinator at Oklahoma State (1979-83), before taking the head coaching position at OSU in 1984.


Raised in Little Rock, Ark., Jones played collegiately at Arkansas Tech in 1965 before transferring to Arkansas for 1966-67 as a walk-on linebacker and nose guard.



## PAT JONES' COACHING HISTORY

1974-75	University of Arkansas – Graduate Assistant/Defensive Line (1974) Assistant Defensive Line Coach (1975)
1976-77	Southern Methodist University – Defensive Ends Coach
1978	University of Pittsburgh – Defensive Ends Coach
1979-94	Oklahoma State University – Defensive Ends/Defensive Coordinator (1979-81, 1983) Offensive Coordinator (1982) Head Coach (1984-94)
1995	Chicago Bears – Offensive Line Special Assistant (Training Camp and Preseason)
1996-	Miami Dolphins – Tight Ends Coach

## Bill Lewis Defensive Nickel Package



Bill Lewis is in his eighth season with the Dolphins after being named defense nickel package coach in 1996. Lewis joined the NFL coaching ranks after 32 years (1963-94) of coaching at the collegiate level. He teams with Mel Phillips in tutoring the Dolphins' defensive backs.

Lewis spent 1995 as athletic director at The Marist School in Atlanta after three seasons as head coach at Georgia Tech from 1992-94. Prior to his stint at Georgia Tech, Lewis served as head coach at East Carolina for three seasons (1989-91), during which time he led the Pirates to an 11-1 record and a victory in the Peach Bowl over North Carolina State following the 1991 season. At the conclusion of the '91 campaign, Lewis received National Coach of the Year honors from A.F.C.A., UPI and Scripps-Howard.

Lewis began his coaching career at East Stroudsburg (Pa.) State in 1963 and made stops as defensive backs coach at Pittsburgh (1966-68), Wake Forest (1969-70), Georgia Tech (1971-72) and Arkansas (1973-76). He became head coach at Wyoming in 1977 and spent three years at the helm of the Cowboys. He began a nine-year stint at the University of Georgia in 1980 as defensive backs coach before occupying the job of defensive coordinator in his last eight seasons with the Bulldogs.

While in Athens, the Bulldogs won the 1980 National Championship and during his nine years at the school, Georgia appeared in nine straight bowl games and won three Southeastern Conference titles. He coached 23 All-SEC honorees and seven All-Americans.


Lewis was a four-year letterman at quarterback at East Stroudsburg (Pa.) State from 1959-62 and earned Little All-American honors during his playing days. In addition, Lewis spent two years in the Detroit Tigers' minor league system as a pitcher.

He and his wife, Sandy, reside in Ft. Lauderdale, and have two sons, Mark and Geoff, three daughters-in-law, Lisa, Laurel and Dawn, and a granddaughter, Ella.

## BILL LEWIS' COACHING HISTORY

1963-65	East Stroudsburg St. University – Quarterbacks/Receivers/Secondary Coach
1966-68	University of Pittsburgh – Defensive Backs Coach
1969-70	Wake Forest University – Defensive Backs Coach
1971-72	Georgia Tech – Defensive Backs Coach
1973-76	University of Arkansas – Defensive Backs Coach
1977-79	University of Wyoming – Head Coach
1980-88	University of Georgia – Defensive Backs (1980) Defensive Coordinator/Defensive Backs (1981-88)
1989-91	East Carolina University – Head Coach
1992-94	Georgia Tech – Head Coach
1996-	Miami Dolphins – Defensive Nickel Package Coach

## Bernie Parmalee Assistant Special Teams/Offensive Assistant



Bernie Parmalee is in his second season as a member of the Dolphins' coaching staff and the first in his current role after serving as assistant special teams coach last year. He embarked on his NFL coaching career in 2002 after a nine-year playing career, including the first seven (1992-98) with the Dolphins and the final two (1999-2000) with the Jets. In his position with the Dolphins, Parmalee assists Keith Armstrong with the Dolphins' special teams, while also breaking down film on the offensive side of the ball.

During his career, Parmalee played in 134 games, starting 26 of them. He rushed for 2,179 yards and 17 touchdowns on 567 carries, caught 168 passes for 1,485 yards and three touchdowns and returned 16 kickoffs for an 18.1-yard average. Parmalee made Miami's roster as an undrafted rookie free agent in 1992. In his seven seasons with the club, he amassed 1,959 yards rushing and 15 touchdowns on 513 attempts, and totaled 144 receptions for 1,306 yards and three scores. His rushing figure is 11th on the Dolphins' all-time chart entering the 2003 season. He led the team in rushing two straight years with 868 yards (216 atts., 6 TDs) in 1994 and 878 yards (236 atts., 9 TDs) the following year. In addition, Parmalee established himself as one of the league's premier special teams players during his tenure, having recorded 122 tackles on coverage units, including 31 in 1997 and 30 in 1998.

Parmalee was a four-year starter (1987-90) at Ball State where he is the school's all-time leading rusher with 3,483 yards and 26 touchdowns. He earned his degree in business administration from the Muncie, Indiana school.


A native of Jersey City, N.J., Parmalee and his wife, Angela, reside in Davie with their daughter, Nakia Marie, and two sons, Tre Bernard and Torian.

## BERNIE PARMALEE'S COACHING HISTORY

2002-	Miami Dolphins – Assistant Special Teams Coach (2002) Assistant Special Teams/Offensive Assistant (2003-
-------	---



## Mel Phillips Secondary



**College**.....North Carolina A&T  
**NFL**.....24th Season  
**Dolphins** .....19th Season

Mel Phillips enters his 19th season as a coach for the Dolphins, teaming with Bill Lewis in coaching the secondary for the eighth consecutive year. During his first 11 years with the club, Phillips served as defensive backs coach. His 18 straight seasons with the same team is tied for the fourth-longest current streak among NFL coaches.

Under Phillips, Dolphins defensive backs have had a knack for coming up with the big play, having returned 13 interceptions or fumbles for touchdowns over the last eight years. In Phillips' 18 previous seasons, the team's defensive backs have brought back a total of 24 interceptions or fumbles for touchdowns.

Last year, three-fourths of the Dolphins' starting secondary were selected for the AFC Pro Bowl squad, including cornerbacks Patrick Surtain and Sam Madison, and free safety Brock Marion, marking the first time in team history that three defensive backs were chosen for the Pro Bowl in the same season.

In 1998, Miami registered an NFL-high 29 interceptions, the second-most in team history, trailing only the 32 from 1978. In 2000, Phillips' unit again led the league in interceptions, snaring 28 enemy passes, including an AFC-high seven by strong safety Brian Walker. Cornerback Madison and free safety Marion were voted to the AFC Pro Bowl squad, the first time since 1974 that two Dolphins defensive backs were chosen for the Pro Bowl in the same season. All four starters in Miami's secondary tallied at least five interceptions in 2000, as the Dolphins became the first NFL team since the 1981 Tampa Bay Buccaneers to have at least four players record five or more interceptions in the same season. In 2001, for just the third time in club history, the Dolphins led the NFL in pass defense as they allowed an average of only 176.8 yards per contest. Phillips has been instrumental in the development of Madison, who now has been voted to the Pro Bowl each of the last four years, and Surtain, who was voted as a starter to last year's Pro Bowl squad. They are the only two Dolphin cornerbacks ever to be chosen to the Pro Bowl. In addition, Madison has recorded 25 interceptions over the last five years, tied for the second-most in the NFL during this five-year stretch.

Before coming to Miami in 1985, Phillips previously held the same position for five seasons with the Detroit Lions (1980-84).

A native of Shelby, N.C., Phillips played 12 seasons for the San Francisco 49ers (1966-77), including eight as a starter at strong safety. A tenacious hitter during his playing days, his career statistics include ten interceptions for 106 return yards (including a 35-yard TD in 1970). Phillips twice won the 49ers' Len Eshmont Award, symbolic of the team's most valuable player. Following his retirement from the 49ers, Phillips worked for the city of San Francisco's juvenile probation department until joining the Lions.


Collegiately, Phillips attended North Carolina A&T, where he played both ways as a defensive back and a running back. As a senior, he rushed for 648 yards and 11 touchdowns on 100 carries, and also caught 19 passes for 277 yards and four scores. That season (1965), A&T won the conference championship and Phillips intercepted two passes and rushed for two TDs in the title game. Phillips also lettered for the swimming and track teams at A&T.

Mel and his wife, Patricia, have two daughters, Paulette (6/4/67) and Yvette (5/9/73) and live in Miami Lakes.

## MEL PHILLIPS' COACHING HISTORY

1980-84	Detroit Lions – Defensive Backs Coach
1985-	Miami Dolphins – Defensive Backs Coach (1985-95) Secondary Coach (1996-)

## Glenn Pires Assistant Defensive Line



**College**.....Springfield College  
**NFL** .....Eighth Season  
**Dolphins** .....First Season

Glenn Pires is entering his first season as the Dolphins' assistant defensive line coach after being named to the post by Head Coach Dave Wannstedt on February 13, 2003. In his role with the Dolphins, Pires will assist defensive line coach Clarence Brooks while also handling quality control on the defensive side of the ball.

A veteran of seven NFL seasons, Pires joins the Dolphins after spending each of the past two years (2001-02) as linebackers coach with the Detroit Lions. He got his start in the NFL coaching ranks tutoring the linebackers with the Arizona Cardinals in 1996, and spent the next five years in that post.

Pires was a four-year letterman (1976-79) as an offensive lineman at Springfield (Mass.) College. After earning his bachelor's degree in education from the school in 1980, he embarked on his coaching career as an assistant at Melrose (Mass.) High School. In 1983, he went to Syracuse as a graduate assistant and served the next two years with the Orangemen. After earning his master's degree in education from Syracuse, Pires got his first full-time position in the collegiate ranks coaching the linebackers and defensive line at Dartmouth College in 1985. After four years at the Ivy League school, he returned to Syracuse in 1989 where he served as both defensive line coach (1989-90) and outside linebackers coach (1991-94). A one-year stint (1995) as outside linebackers coach/recruiting coordinator at Michigan State University preceded his jump to the NFL.

A native of New Bedford, Mass., Pires and his wife, Lynn, have a daughter, Jackie, and a son, Michael.


## GLENN PIRES' COACHING HISTORY

1983-84	Syracuse University – Graduate Assistant
1985-88	Dartmouth College – Defensive Line/Linebackers Coach
1989-94	Syracuse University – Defensive Line Coach (1989-90) Outside Linebackers Coach (1991-94)
1995	Michigan State University – Outside Linebackers Coach/Recruiting Coordinator
1996-00	Arizona Cardinals – Linebackers Coach
2001-02	Detroit Lions – Linebackers Coach
2003-	Miami Dolphins – Assistant Defensive Line Coach



# Brad Roll

## Assistant Strength and Conditioning



College ..... Stephen F. Austin  
 NFL ..... 11th Season  
 Dolphins ..... Eighth Season

The 2003 season will be the eighth that Brad Roll and Strength and Conditioning Coach John Gamble have worked alongside one another. Roll was named assistant strength and conditioning coach in 1996. He joined the club after three seasons as the head strength coach with the Tampa Bay Buccaneers. In addition to his duties with the team's strength program, on gamedays Roll is responsible for charting formations and personnel for the Dolphins' defense in the coaching booth.

Roll joined the Bucs as strength and conditioning coach in 1993 and was instrumental in helping to develop and implement the club's offseason conditioning program. He went to Tampa Bay after spending the 1989-92 seasons in a similar capacity at the University of Miami. While at UM, the team won the national championship in 1989 and 1991, and Roll worked with players such as Cortez Kennedy, Russell Maryland, Warren Sapp and Leon Searcy.

Prior to his arrival at Miami, Roll was the strength and conditioning coach at the University of Kansas from 1987-88, and while at the school, he worked closely with KU's 1988 national championship basketball team, which included Head Coach Larry Brown and forward Danny Manning, who currently is playing in the NBA. From 1981-86, Roll served as the first full-time strength and conditioning coach at the University of Louisiana-Lafayette and he was a graduate assistant at Stephen F. Austin, his alma mater, in 1980.

Roll played collegiately at Blinn (Texas) Junior College and Stephen F. Austin, where he was a center. He holds bachelor's and master's degrees in education. He also studied at the Moscow (Russia) Sports Institute during the summers of 1985 and 1986, as well as with the German Olympic weightlifting coaching and training staff in Leipzig in 1987.

Roll serves as treasurer of the National Football League Coaches Association, and is the team representative for the organization. Roll is also a member of the board of the Biscayne Institute of Miami, an organization that serves as an after-school program for at risk teenage girls.


This past offseason, Roll was inducted into the professional category of the USA Strength and Conditioning Coaches Hall of Fame.

A native of Houston, Texas, Roll resides in Ft. Lauderdale.

### BRAD ROLL'S COACHING HISTORY

1980	Stephen F. Austin University – Graduate Assistant
1981-86	University of Louisiana-Lafayette – Strength and Conditioning Coach
1987-88	Kansas University – Strength and Conditioning Coach
1989-92	University of Miami – Strength and Conditioning Coach
1993-95	Tampa Bay Buccaneers – Strength and Conditioning Coach
1996-	Miami Dolphins – Assistant Strength and Conditioning Coach

# Bob Sanders Linebackers



College .....Davidson  
NFL .....Third Season  
Dolphins .....Third Season

Bob Sanders is entering his third season as an NFL assistant after spending the previous 22 years as an assistant at the collegiate level, including the final 11 years (1990-00) at the University of Florida.

In Sanders' two seasons tutoring the Dolphins linebackers, Zach Thomas has been voted to the Pro Bowl both times and has registered the two highest single-season tackle totals of his career. He also has overseen the development of Morlon Greenwood, a third-round draft choice in 2001 who has started 26 games over his first two seasons and has registered 70 tackles in each of his two years.

Sanders coached virtually every position on the defensive side of the ball during his stint in Gainesville, including the 2000 season as the Gators' assistant defensive coordinator/linebackers coach. At Florida, Sanders was a part of five SEC championship teams, including the 1995 club that claimed the national title. While at Florida, the Gators ranked in the top ten in rushing defense in eight of his 11 seasons, including the three best performances in school history. They also finished first in the SEC in quarterback sacks four straight seasons (1996-99). In 1994, Sanders was named the SEC's Assistant Coach of the Year.

While at the University of Florida, Sanders tutored nine players who earned All-America accolades. He also coached such future first round draft choices as DE Kevin Carter, LB Jevon Kearse and DE Huey Richardson.

Sanders began his collegiate coaching career as an assistant at Georgia Tech in 1978. After spending one year as a high school head coach in 1979, Sanders re-joined the college ranks as an assistant at East Carolina University in 1980. Following a three-year stint as defensive line/linebackers coach with the Pirates, Sanders spent the next two seasons (1983-84) as linebackers coach at the University of Richmond. From 1985-89, he was as an assistant at Duke University, where he was co-defensive coordinator while also working with the team's defensive ends and outside linebackers. In his final season at Duke, the Blue Devils claimed the ACC championship as they posted a record of 8-4, the school's first conference title since 1965.

Sanders is a native of Jacksonville, N.C., where he prepped at Jacksonville High School. He went on to play collegiately at Davidson College, from 1973-75, and received his degree in political science from the school. Sanders and his wife, Kathie, have two daughters, Lindsay and Sarah, and a son, Robby.



## BOB SANDERS' COACHING HISTORY

1978	Georgia Tech University – Assistant Defensive Line Coach
1980-82	East Carolina University – Defensive Line/Linebackers Coach
1983-84	Richmond University – Linebackers Coach
1985-89	Duke University – Outside Linebackers/Defensive Ends/Co-Defensive Coordinator
1990-00	University of Florida – Defensive Ends Coach (1990) Banditbacks/Gatorbacks/Assistant Defensive Co-Coordinator (1991-93) Ass't Defensive Coordinator/Defensive Ends (1994-97) Ass't Defensive Coordinator/Defensive Ends/Strongside Linebackers (1998) Ass't Head Coach/Defensive Ends/Strongside Linebackers (1999) Ass't Defensive Coordinator/Linebackers (2000)
2001-	Miami Dolphins – Linebackers Coach

## Tony Wise Offensive Line



Tony Wise was named the Dolphins' offensive line coach on January 15, 2001 by Head Coach Dave Wannstedt. Wise, a veteran of 14 seasons in the NFL coaching ranks, served in the same capacity with the Carolina Panthers for two seasons (1999-00) prior to his arrival in Miami.

Last season, the Dolphins' offensive line paved the way for a running game which was first in the AFC and second in the NFL, averaging 156.4 yards per contest. The unit also allowed only 25 sacks, fourth-fewest in the AFC and seventh in the NFL.

In 2001, the Dolphins' offensive line allowed just 27 sacks, tied for fifth-fewest in the NFL.

Over the last two years combined, the Dolphins have permitted only 52 sacks, the third lowest total in the AFC and fifth in the NFL.

In Wise's first year with the Panthers, the offensive line led a rushing attack that averaged 4.3-yards per rush attempt, the fifth-best figure in the league. Prior to his stint in Carolina, Wise worked with Wannstedt for six years with the Chicago Bears. He was the team's offensive line coach from 1993-94, and added the title of assistant head coach from 1995-98. In four of those six seasons, the Bears ranked in the top ten in the NFL in fewest sacks allowed, including a number one finish in 1995 (15 sacks).

Wise embarked on his NFL coaching career in 1989 with the Dallas Cowboys, and guided that club's offensive line through 1992. In his final season there, Wise's unit allowed the second-fewest sacks in the NFL (23) as Dallas captured the first of two straight Super Bowl titles.

Wise began his coaching career in 1973 tutoring the outside linebackers at Albany State. He then spent a year each at Bridgeport, Central Connecticut and Washington State, before moving on to the University of Pittsburgh, where he served from 1977-78, and worked with former Dolphins Head Coach Jimmy Johnson, Wannstedt and current Dolphins tight ends coach Pat Jones. Wise joined the Oklahoma State staff in 1979, and had a five-year stint with the Cowboys. During that time, Johnson was the head coach, and both Wannstedt and Jones served on the staff as well. He then spent one year at Syracuse (1984), before re-

joining Johnson and Wannstedt at the University of Miami from 1985-88, where he was part of the Hurricanes' 1987 National Championship team.

From 1969-72, Wise was an offensive lineman at Ithaca College, where he also lettered in lacrosse. He also played on the school's hockey team. Prior to that, he attended Shaker High School in his hometown of Latham, N.Y.


## TONY WISE'S COACHING HISTORY

1973	Albany State – Outside Linebackers Coach
1974	Bridgeport – Offensive Line Coach
1975	Central Connecticut State – Offensive Line Coach
1976	Washington State – Assistant Offensive Line Coach
1977-78	University of Pittsburgh – Assistant Offensive Line Coach
1979-83	Oklahoma State – Offensive Line Coach
1984	Syracuse – Offensive Line Coach
1985-88	University of Miami (Fla.) – Offensive Line Coach
1989-92	Dallas Cowboys – Offensive Line Coach
1993-98	Chicago Bears – Offensive Line Coach (1993-94) Assistant Head Coach/Offensive Line (1995-98)
1999-00	Carolina Panthers – Offensive Line Coach
2001-	Miami Dolphins – Offensive Line Coach

## FOOTBALL OPERATIONS

### Rick Spielman

#### Senior Vice President - Football Operations/Player Personnel



College .....Southern Illinois  
NFL.....13th Season  
Dolphins.....Fourth Season

Rick Spielman begins his fourth season with the Dolphins and the second in his current position after spending his first two years with the club as Vice President-Player Personnel (2000-01). Spielman joined the Dolphins from the Chicago Bears, where he served as that club's Director of Pro Personnel since 1997.

In his role with the Dolphins, Spielman is responsible for overseeing college scouting, the college draft, pro scouting, free agency and the day-to-day player personnel evaluations on both levels. He also monitors the Dolphins' salary cap and contract negotiations, and oversees all the non-coaching football operations and support staff.

Since his arrival in May of 2000, Spielman has used free agency, trades and the waiver system to bring in such players as Ricky Williams, Larry Chester, Jamie Nails and James McKnight, all of whom have made critical contributions to Miami's success over the past three seasons. In addition, under Spielman's direction, the club has been able to sign many key performers to long-



term contract extensions, including Sam Madison, Patrick Surtain, Olindo Mare, Jason Taylor, Jay Fiedler and Zach Thomas. This offseason, Spielman engineered the trade for perennial All-Pro linebacker Junior Seau from the Chargers, in addition to signing several key veteran free agents such as Marco Battaglia, Terrell Buckley, Brian Griese, Sammy Knight, Charlie Rogers, Derrius Thompson and Jeff Zgonina.


The first two Dolphin drafts under Spielman's direction (2001-02) have yielded three starters, including WR Chris Chambers LB Morlon Greenwood and TE Randy McMichael.

Prior to joining the Bears organization in 1997, Spielman spent seven seasons in the player personnel department of the Detroit Lions, including the final two (1995-96) as a pro scout and advance scout. He also was responsible for scouting college players during his tenure in Detroit.

A linebacker at Southern Illinois University from 1983-86, Spielman attended NFL training camps with both the San Diego Chargers (1987) and Detroit Lions (1988) before earning his master's degree from Ohio State in 1989.

A native of Massillon, Ohio, Spielman is the older brother of Chris Spielman, a former Pro Bowl linebacker with the Detroit Lions (1988-95) and Buffalo Bills (1996-98). Rick and his wife, Michele, are active with several philanthropies, most notably the American Cancer Society and "His House", which houses foster children in Miami. The couple has two sons, Ronnie and J.D., and a daughter, Whitney. They reside in Davie.

## Ron Labadie Director of College Scouting



Ron Labadie was named the Dolphins' Director of College Scouting on May 9, 2001. He was promoted to the post after spending his first 11 years (1990-2000) with the club scouting the midwestern states for the Dolphins.

In the Dolphins' first draft under Labadie (2002), four of the team's five draft picks appeared on the 53-man roster, while a fifth spent the season on the practice squad. In addition, the Dolphins signed two undrafted free agents who were on the roster at season's end.

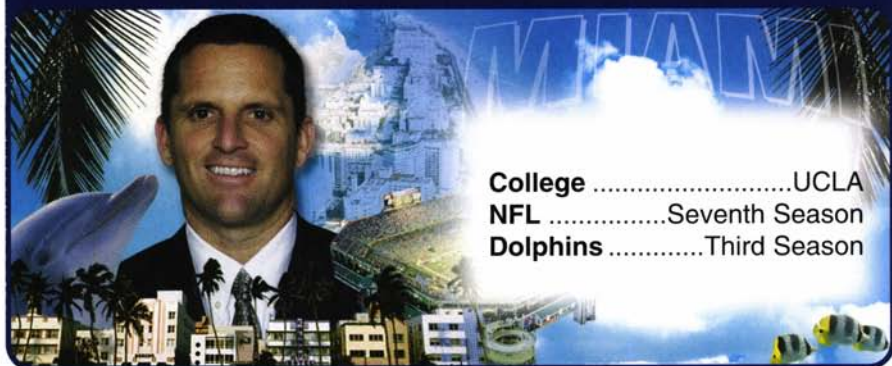
Labadie joined the Dolphins after serving as head football coach and athletic director at Adrian College. A 1971 graduate of Adrian, Labadie returned to the school as head football coach in 1982. In his eight seasons as head coach of the Bulldogs, he posted a 53-20 (.730) collegiate record. He guided the Bulldogs to MIAA Championships in 1983, 1988 and '89, as well as leading his team to NCAA Division III playoff berths in 1983 and 1988. He was given the additional responsibilities of Director of Athletics for Men in May, 1985.

Before returning to Adrian, Labadie served as head football coach at Marshall (Mich.) High School (1974-81), where he compiled a 42-30 overall record, including a 39-15 mark over his last six years. Under Labadie, Marshall captured Twin Valley Conference Championships in 1976 and '77.

A native of Paw Paw, Michigan, Labadie earned the school's most valuable player award three times (1968-70) and was named captain of the 1969 and '70 teams. He earned first team All-MIAA honors and led the conference with 10 touchdowns in five MIAA games as a senior. He was inducted into the school's Athletic Hall of Fame in 1981.

Labadie and his wife, Marilyn, have three children, Lisa (28), Brad (25) and Ben (21).

## George Paton Director of Pro Personnel



College .....UCLA  
NFL .....Seventh Season  
Dolphins .....Third Season

George Paton was named the Dolphins' Director of Pro Personnel on June 4, 2001. He joined the club after spending each of the previous four seasons in the player personnel department of the Chicago Bears.


With Miami, Paton is responsible for monitoring the rosters of all 32 NFL clubs, as well as the rosters of teams in all other professional leagues. He also is involved in contract negotiations and serves as an advance scout for the Dolphins' next opponent.

Paton was a pro scout in his first three years (1997-99) with the Bears, before being elevated to Assistant Director of Pro Personnel in 2000. During his tenure in Chicago, Paton was involved in evaluating players in all professional leagues, advance scouting, free agency and the NFL Draft.

Paton was a four-year letterman (1988-91) as a defensive back at UCLA, where he was a part of two Bruin teams that earned Bowl berths. Upon graduating with a degree in history, Paton played in professional football leagues in both Italy and Austria. Following that, he went into computer software sales while also working as an assistant football coach at his prep alma mater, Loyola High School in Los Angeles.

Paton (pronounced PAY-ton) and his wife, Barbara, reside in Ft. Lauderdale.

## Tom Heckert Assistant Director of Pro Personnel



College .....Youngstown State  
NFL .....22nd Season  
Dolphins .....15th Season

Tom Heckert, Sr. is beginning his 15th season with the Dolphins in 2003 and the fourth in his current role. He initially joined the Dolphins in 1989 as Director of College Scouting, and



spent three years in that position. He was named Director of Player Personnel in 1992 and Vice President - Player Personnel in 1995. He spent the 1996-99 seasons as the club's Director of Pro Personnel.

During Heckert's three years as Director of College Scouting, the Dolphins used the draft to add such players as Richmond Webb, Keith Sims, Bryan Cox, Troy Vincent, Marco Coleman, and Dwight Hollier to their roster. In fact, those three drafts produced seven starters, three Pro Bowl selections (Cox, Sims, and Webb) and two Rookie of the Year selections (Coleman and Webb). In Heckert's eight seasons in pro personnel, the Dolphins added such players as Keith Jackson, Irving Fryar, Ron Heller, Trace Armstrong, Terrell Buckley, Olindo Mare, Brock Marion, Oronde Gadsden and Mark Dixon.


Heckert has a varied background in football, including spending seven years as a college scout with the Tampa Bay Buccaneers and the Cleveland Browns. He also has both administrative and coaching experience on the collegiate level as well.

Heckert joined the Dolphins after serving two years (1987-88) as a national scout for the Buccaneers. Prior to joining the Bucs in 1987, he spent the previous five seasons (1982-86) as the midwest area scout for the Browns.

A 1961 graduate of Youngstown (Ohio) State, he began his coaching career as an assistant at Fitch High School in Youngstown in 1961 before a two-year hitch as a Lieutenant in the U.S. Army. He returned to Fitch where he stayed through 1965 prior to enrolling as a graduate assistant at Kent State, where he earned a master's degree in education. He served as Head Coach at Maumee (Ohio) High School in 1967 and 1968 and then moved up to the college ranks as an assistant at Adrian (Michigan) College from 1969-72. He was named Head Coach at Adrian in 1973 and Athletic Director in 1977, where he remained until joining the Browns in 1982. His overall record as a Head Coach at Adrian was 43-36-2. His last three teams there were a combined 23-3-1, including a 9-0 season in 1980.

Heckert and his wife, Rose (married 12/29/62), have two children, Kim and Tom, Jr., and five grandchildren. Tom, Jr. is Vice President of Player Personnel for the Philadelphia Eagles, after having served in the Dolphins' personnel department for ten years (1991-00).

## Chris Grier National Scout



College .....	Massachusetts
NFL .....	Ninth Season
Dolphins .....	Fourth Season

Chris Grier begins his fourth season with the Dolphins and his first as the team's National Scout after being named to the post on May 2. In his new position, Grier is responsible for scouting the nation's top prospects. He joined the club after spending the previous five years in the personnel department with the New England Patriots.


Grier started with the Patriots as an intern in 1994. He joined the club on a full-time basis the following year, and served as a regional scout until joining the Dolphins.

Grier is a 1994 graduate of the University of Massachusetts-Amherst where he played football for two years before injuries ended his career. He spent his final two years there as an undergraduate assistant.

Grier is the son of Bobby Grier, the former Vice President-Player Personnel with the New England Patriots who currently is the Associate Pro Personnel Director with the Houston Texans. Chris' brother, Michael, plays for the NHL's Washington Capitals.

A native of Holliston, Mass., Grier resides in Weston, Fla. with his wife, Paige, and their son, Landon (2).

## Bill Baker College Scout



College.....Tennessee  
NFL.....15th Season  
Dolphins .....First Season


Bill Baker is entering his first season with the Dolphins after spending each of the previous three seasons (2000-02) as the College Scouting Coordinator with the Pittsburgh Steelers. In his role, Baker will scout parts of the northeast and midwest in the Dolphins' system.

Baker joined the Steelers in May of 2000 after serving as an area scout with the Seattle Seahawks from 1998-99. Prior to that, he was a scout with the Atlanta Falcons for nine seasons.

Before entering the NFL scouting ranks, Baker was the defensive coordinator at Richmond University from 1983-88. He also has held collegiate assistant posts at Wichita State, Louisville, North Alabama, Tennessee, Samford and Austin Peay.

A native of Jasper, Tenn., Baker was a running back and kick returner at the University of Tennessee. With the Volunteers, he was a member of three Bowl teams. Baker and his wife, Paula, have a daughter, Jennifer.

## John Crea College Scout



College .....University at Albany  
NFL.....12th Season  
Dolphins .....Third Season

John Crea is entering his third season as a member of the Dolphins' scouting staff. In his role, Crea is responsible for scouting the southeast in the team's system.




Crea joined the Dolphins after spending the previous nine years (1992-00) as a scout with the New York Giants.

A native of Staten Island, New York, Crea began his collegiate career at the University of Utah, where he performed on the school's track team. He then transferred to the University at Albany, where he played three years as a defensive back and wide receiver on the school's football team. After receiving his degree in English and communications from Albany, Crea went on to earn his master's in physical education from Arizona State, where he also served as a graduate assistant coach on the football staff. Crea held collegiate assistant posts at Albany, Kean College, Frostburg (Md.) State and Holy Cross before being named head coach at William Patterson College in New Jersey in 1982. After six years in that position, he left to become head coach at Methodist College in Fayetteville, North Carolina in 1988 and remained there through the 1991 season.

Crea and his wife, Kathleen, have a daughter, Kelly (20). They reside in Maitland, Fla.

## Adam Engroff College Scout



College .....	Kansas State
NFL .....	Fifth Season
Dolphins .....	Fifth Season

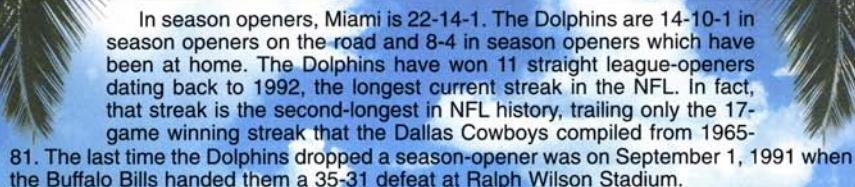
Adam Engroff is entering his fifth season with the team and his second as a college scout after spending 2001 as the club's college scouting coordinator. In his current role, Engroff covers the western portion of the country in the team's scouting system.

Engroff first joined the Dolphins in 1999 in the team's college scouting department. During that time, he performed a myriad of functions, including college scouting and draft preparation. Prior to his tenure with the Dolphins, Engroff worked in football operations for the Orange Bowl Committee from 1998-99. He also worked for the Prep Recruiting Network from 1997-98, where he scouted high school football players.

A native of Topeka, Kansas, Engroff received his undergraduate degree from Kansas State in 1997. He went on to earn his master's in sports administration from Lynn University in Boca Raton, Fla., in 2000.

Engroff and his wife, Beth, reside in Boise, Idaho.

## DOLPHINS IN SEASON OPENERS



In season openers, Miami is 22-14-1. The Dolphins are 14-10-1 in season openers on the road and 8-4 in season openers which have been at home. The Dolphins have won 11 straight league-openers dating back to 1992, the longest current streak in the NFL. In fact, that streak is the second-longest in NFL history, trailing only the 17-game winning streak that the Dallas Cowboys compiled from 1965-81. The last time the Dolphins dropped a season-opener was on September 1, 1991 when the Buffalo Bills handed them a 35-31 defeat at Ralph Wilson Stadium.

## Anthony Hunt College Scout




College.....St. Thomas  
NFL.....Tenth Season  
Dolphins .....Tenth Season

Anthony Hunt begins his tenth season with the Dolphins and his fourth as a college scout. Hunt is responsible for the northeast in the Dolphins' scouting system. He also was the team's BLESTO representative his first three years as a scout.

Hunt joined the Dolphins in 1994 following his graduation from St. Thomas University in Miami. In his first six years with the club, Hunt worked in both pro and college scouting.

A Miami native, Hunt attended Archbishop Curley-Notre Dame High School. Hunt and his wife, Suzy, reside in Flemington, N.J., with their son, Keaton.

## Roger Pollard College Scout



College .....Hofstra  
NFL.....First Season  
Dolphins .....First Season

Roger Pollard is entering his first season as an NFL scout after spending most of the past 14 years coaching in the collegiate ranks, including the last three (2000-02) as the wide receivers coach at Columbia University. This past spring, he also interned in the NFL Europe League's New York office. Pollard will serve as the Dolphins' BLESTO scout in 2003.


Pollard's initial coaching position came in 1989 when he was named assistant secondary coach and head Junior Varsity coach at his alma mater, Hofstra University. After two years in that post, he moved on to Brown University, where he served the next three years (1991-93) as the Bruins' linebackers coach and the Junior Varsity's defensive coordinator. Pollard's first head coaching position came in 1996, when he took over the reins at Dean Junior College.



Franklin, Mass. Following two seasons there, he then spent one year (1998) as an assistant coach at Ridgeview High School in Orange Park, Fla., and one season (1999) as the wide receivers coach at Jacksonville (Fla.) University.

Pollard grew up in Long Island, New York, where he prepped at Maria Regina High School. He went on to letter one year as a defensive back at Rutgers University (1984) before transferring to Hofstra, where he also played one season (1988), and earned his degree in physical education. Pollard and his wife, Jennifer, have a son, Reed.

## Johnathon Stigall College Scout



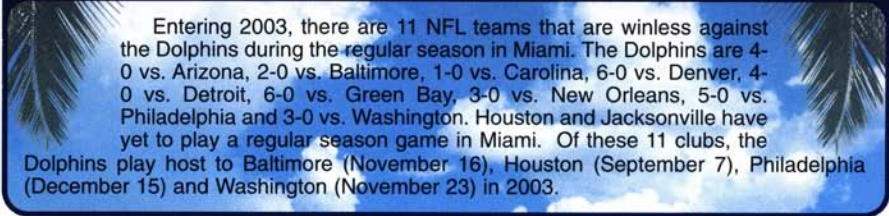
**College** .....DePauw  
**NFL** .....Fourth Season  
**Dolphins** .....Fourth Season

Johnathon Stigall is entering his fourth NFL season on a full-time basis. Prior to joining the Dolphins in 2000, he spent the 1999 season as an intern in the player personnel department of the Chicago Bears, where he worked in both the pro and college areas. In his role with the Dolphins, Stigall is responsible for scouting the central portion of the United States.

Stigall was a four-year letterman (1995-98) as a running back at DePauw University in Greencastle, Indiana. He was an all-conference selection and a second-team Division III All-America choice following his senior season of 1998 when he rushed for 847 yards and 11 touchdowns on 168 attempts and caught 24 passes for 500 yards and six touchdowns. In his career, Stigall amassed 2,415 yards rushing and 27 touchdowns on 532 carries, and had 93 receptions for 1,378 yards and 14 touchdowns. He graduated from DePauw in 1998 with a major in sports science and a minor in education.

Stigall is a native of Oxford, Ohio where he attended Talawanda High School. He is single and resides in Kansas City, Mo.

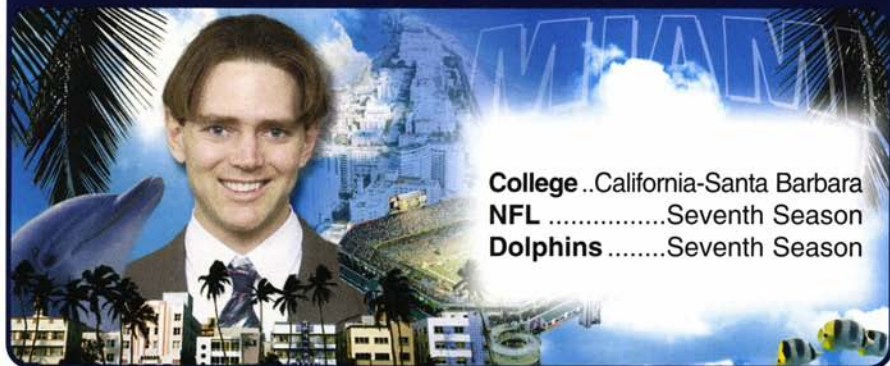
## PERFECT AT HOME VS. NINE TEAMS



Entering 2003, there are 11 NFL teams that are winless against the Dolphins during the regular season in Miami. The Dolphins are 4-0 vs. Arizona, 2-0 vs. Baltimore, 1-0 vs. Carolina, 6-0 vs. Denver, 4-0 vs. Detroit, 6-0 vs. Green Bay, 3-0 vs. New Orleans, 5-0 vs. Philadelphia and 3-0 vs. Washington. Houston and Jacksonville have yet to play a regular season game in Miami. Of these 11 clubs, the

Dolphins play host to Baltimore (November 16), Houston (September 7), Philadelphia (December 15) and Washington (November 23) in 2003.

## Nate Sullivan Pro Scout



**College** ..California-Santa Barbara  
**NFL** .....Seventh Season  
**Dolphins** .....Seventh Season


Nate Sullivan was elevated to his current post in 2001 after spending each of the previous four seasons in the team's pro personnel department. In his role, Sullivan helps to evaluate talent in the NFL and other professional leagues. He also has additional scouting duties in the college area as well.

After joining the club in 1997, Sullivan performed a variety of functions in the pro personnel department including advance scouting and player evaluation.

A 1996 graduate of the University of California-Santa Barbara, Sullivan earned his master's degree in sports administration from St. Thomas University in Miami in 1998.

A native of Pleasant Hill, Calif., Sullivan and his wife, JoAnne, reside in Davie, Fla.

## Kevin O'Neill Head Athletic Trainer



**College** .....Pittsburgh  
**NFL** .....15th Season  
**Dolphins** .....Eighth Season

Kevin O'Neill joined the Dolphins on March 1, 1996, as Head Athletic Trainer after serving seven seasons in a similar capacity with the Dallas Cowboys. Along with Troy Maurer and Ben Westby, O'Neill is responsible for the day-to-day treatment of injured Dolphins players in coordination with the club's medical staff. He also has other specific administrative duties as assigned by Dolphins Head Coach Dave Wannstedt.


With the Cowboys, O'Neill was part of three Super Bowl championship teams. He also was a member of a National Championship club during his four years (1985-88) as Head Athletic Trainer at the University of Miami (Fla.).



A graduate of the University of Pittsburgh, O'Neill earned his master's degree in physical education from the University of Arizona while serving as athletic trainer for Catalina High School in Tucson, Arizona. O'Neill spent three years as the head athletic trainer at Oregon State, and one year at the University of Central Florida before joining the University of Miami.

A native of Pittsburgh, O'Neill and his wife, Anne, have two daughters, McKenzie and Kaitlyn, and live in Fort Lauderdale.

## Tony Egues Equipment Manager



Tony Egues begins his ninth year as Dolphins equipment manager after serving in a number of positions in his three previous seasons with the club. Egues is responsible for issuing and ordering all playing equipment for the team. In addition, Egues, along with assistants Charlie Thiele and Joe Cimino, coordinates the transport of the club's equipment to and from each road site, including an American Bowl game in Mexico City in 1997.

Egues began his career with the Dolphins on a part-time basis as an equipment assistant, then joined the club full-time in 1992 as an administrative assistant to the coaching staff. He was named as assistant equipment manager in 1994 and then was promoted to his current position prior to the start of the 1995 season. Egues also was elected by NFL Properties the past five years to serve on their Pro Line advisory board and he was recently elected by his colleagues to serve on the NFL Equipment Managers Committee.

In 2000, Egues was named the Athletic Equipment Managers Association (A.E.M.A.) District III Equipment Manager of the Year.

In 1999, Egues played "Sal the Trainer" in Oliver Stone's movie, "Any Given Sunday," starring Al Pacino and Cameron Diaz. He also served as the film's Technical Advisor.


Egues, and his wife, Lissette, reside in Pembroke Pines, with their two daughters, Alexandria and Victoria.

## LEAST WORN UNIFORM NUMBERS

Uniform No. 8 was the last number never to have been worn by a Dolphin in a regular season game. Punter Klaus Wilmsmeyer earned that distinction in 1998. In fact, Nos. 8, 12 and 39 are the only three jersey numbers donned by only one player in the 37-year history of the franchise. Quarterback Bob Griese (1967-80) was the only Dolphins player ever to wear No. 12, which was retired on May 6,

1982. Running back Larry Csonka (1968-74, 79) wore No. 39, which was retired on December 9, 2002.

## David Hack Video Director



**College** .....Miami (Fla.)  
**NFL** .....30th Season  
**Dolphins** .....30th Season

David Hack begins his 19th season with the Dolphins as the club's video director after having served 11 seasons as an assistant in the department. Hack and his assistant, Robert Hack, have the responsibility for providing the coaching and player personnel staffs with their audio/visual needs. They videotape all practices and games and maintain an extensive tape and film library.

During his 29 years with the Dolphins, Hack has shot two Super Bowls and also coordinated the team's video operations on international trips to London, Berlin, Tokyo and Mexico City. He and Robert have also been selected by the NFL to shoot numerous college bowl and all star games, including the Orange Bowl, CarQuest Bowl and Senior Bowl All-Star games. In addition, Hack serves as the AFC East representative to the NFL Video Director's quality control committee.

One of the longest tenured Dolphins employees, Hack holds the distinction of being the only person to be in attendance for all of former quarterback Dan Marino's 242 regular season and 18 playoff games (other than Marino).

Hack and his wife of 28 years, Connie, reside in Pembroke Pines and have two children, Heather (24) and Brett (21).


## PRONUNCIATION GUIDE

Brendon Ayanbadejo	—	eye-an-buh-DAY-joe
Obafemi Ayanbadejo	—	oh-buh-FEM-me, eye-an-buh-DAY-joe
Marco Battaglia	—	buh-TAG-lee-uh
John Crea	—	CRAY
Jimmy Fryzel	—	fruh-ZEL
Oronde Gadsden	—	oh-RON-day
Omare Lowe	—	Oh-MAR-ee
Dejhown Mandley	—	DAY-zhon
Olindo Mare	—	oh-LIND-oh, MAR-ray
Adewale Ogunleye	—	add-uh-WALLAY, oh-GOON-lay-eh
Junior Seau	—	SAY-ow
Justin Seaverns	—	SEH-vrinz
Patrick Surtain	—	SIR-tan
Joshua Symonette	—	sim-o-NET
Jeff Zgonina	—	ska-KNEE-na





**Dr. George Caldwell**  
Chief Team Physician/  
Orthopedic Consultant



**Dr. Dan Kanell**  
Team Physician/Orthopedic Consultant



**Dr. Erol Yoldas**  
Team Physician/Orthopedic Consultant



**Dr. Frank Finlon**  
Team Physician/Internal Medicine



**Dr. Gerald Kuykendall**  
Team Physician/Internal Medicine



**Dr. Ira Kotch, DDS**  
Consultant/Sports Dentistry



**Dr. Robert Davis**  
Consultant/Optomety & Vision Training



**Dr. James Morris**  
Consultant/Optomety & Vision Training



**Dr. Spencer Baron**  
Consultant/Chiropractic Physician



**Dr. Ken Stein**  
Consultant/Radiology and  
Diagnostic Testing



**Troy Maurer**  
Assistant Athletic Trainer



**Ben Westby**  
Assistant Athletic Trainer/  
Director of Rehabilitation

# MIAMI DOLPHINS IN THE COMMUNITY

The Miami Dolphins take great pride in playing an active role in the South Florida community. By lending support to both civic and community based charitable causes, the Dolphins are able to make an impact in the lives of those who need it the most. The



Running back Ricky Williams signs an autograph during the Pop Warner Football Championships in Orlando, FL.



Linebacker Junior Seau is one of the most community oriented players in the NFL.

assistance that the Dolphins are able to provide comes from the teamwork of alumni, coaches, players, cheerleaders, T.D. (the Dolphins mascot) and front office personnel working together toward the common goals of helping those in need, and supporting the community that has always been there to support the Miami Dolphins.

## MIAMI DOLPHINS FOUNDATION

The Miami Dolphins Foundation was established in 1995 as the fundraising arm of the Miami Dolphins Football Team. The Dolphins, through the Foundation, have made a commitment to the betterment of South Florida youth through a direct focus on, but not limited to, educational, health, social and community service issues.

The Miami Dolphins Foundation contributes, whenever possible, to charitable groups that are compatible with the philosophy of the Foundation. Resources for contributions are procured through various fundraising events throughout the year.

## EDUCATIONAL PARTNERSHIPS

The Miami Dolphins understand that the education of our South Florida youth is of utmost importance. It is for this reason that the Dolphins have partnered with both Broward and Miami-Dade County Public

Schools on several extensive programs.

- **Student of the Week Program** – working in conjunction with Pro Player Stadium, the Miami Dolphins honor a selected student from each of the partner schools at all eight of the team's regular season home games. The students are selected by their principals and teachers for their citizenship and classroom achievements. In recognition of their accomplishments they are presented with a plaque by Marti Huizenga, wife of Dolphins owner Wayne Huizenga, during an on-field presentation.



Marti Huizenga, wife of team owner Wayne Huizenga, presents plaques to students from each partner school from Miami-Dade and Broward Counties.

- **Teacher of the Year Awards** – one teacher from each partner school is selected as a Teacher of the Year and is recognized for their accomplishments during a pre-game, on-field presentation.

- **Pro Player Stadium/Miami Dolphins Scholarship** – a \$1,000 scholarship is awarded annually to both a Miami Carol City High School and Miramar High School senior who demonstrates strong community service along with a solid academic performance. A \$500 honorable mention scholarship is also awarded.

## DAILY BREAD FOOD BANK

The Miami Dolphins have an ongoing relationship with the Daily Bread Food Bank, an organization that provides food to the needy throughout South Florida. The Miami Dolphins team up with the Daily Bread Food Bank on the following projects:

- **Canned Food Drive** – each year the "Make A Difference at the Holidays" canned food drive is held at a Dolphins home game prior to Thanksgiving. This year's canned food drive will take place prior to the game against the Washington Redskins on Sunday.



Dol-Fans have always been generous with their contributions to the Dolphins' canned food drive.



November 23. Fans are encouraged to deposit canned goods and other non-perishable food items in collection containers located at each entrance to the stadium.

• **Holiday Dinner** – several Miami Dolphins players take time during the December holidays to serve dinner at the Broward County Partnership for the homeless, a shelter that provides assistance to families and individuals in need, thanks to food donations provided by the Daily Bread Food Bank, Publix Supermarkets and goodie bags provided by Wachovia.



Safeties Scott McGarahan and Trent Gamble and linebacker Morlon Greenwood serve a meal during the holidays.

• **Thanksgiving Turkey Giveaway** – the Miami Dolphins organization, along with the coaches, players and staff, contribute monetary donations to purchase turkeys for underprivileged families in South Florida. Dolphins players join volunteers from the Daily Bread Food Bank to distribute turkeys to various agencies affiliated with the Daily Bread Food Bank. Publix Supermarkets contributes an accompanying item with each turkey.



Tight end Randy McMichael and linebacker Zach Thomas distributing turkeys to feed the needy

## DOCTORS' HOSPITAL/MIAMI DOLPHINS CHARITY GOLF TOURNAMENT

The Doctors' Hospital/Miami Dolphins Charity Golf Tournament is held annually to benefit the Miami Dolphins Foundation. One of the recipients of the funds raised since the tournament's inception in 1998 is former Dolphins All-Pro defensive end Doug Betters, who suffered a spinal cord injury as the result of a skiing accident in his native Montana. The tournament has grown to become a major fundraising event for the Miami Dolphins Foundation. Each year more than 50 current and former players and coaches participate in the tournament, which



Former defensive end Doug Betters (right) chats with some of his former teammates prior to the golf tournament.

has raised over \$400,000 in its six years of existence.

## THE MIAMI PROJECT TO CURE PARALYSIS

The Miami Dolphins and The Miami Project to Cure Paralysis enjoy a long-term relationship in the battle to defeat paralysis caused by spinal cord injury. During the 2002 season, linebacker Zach Thomas and defensive end Jason Taylor teamed up to put a "Crunch on Paralysis" by making a donation for every sack and tackle they made. The duo raised \$46,100 for the charity last season.



Linebacker Zach Thomas and defensive end Jason Taylor, pictured with Marc Buoniconti, helped raise money for the Miami Project.

## HOLIDAY HOSPITAL VISITS

Each year during the holiday season, Dolphins players, cheerleaders and mascot, T.D., visit area hospitals to brighten the holidays of sick children who are not able to go home for the holidays. While at the hospitals, the players, cheerleaders and mascot visit with the children, take pictures with them, sign autographs and give out Dolphins souvenirs for all the children they visit.



Miami Dolphins defensive linemen brighten the holidays during a visit to children in local hospitals.

## TOYS FOR TOTS

Each year, at a Miami Dolphins home game in December, the team sponsors an annual toy drive for underprivileged children in the South Florida community. This season's Toys For Tots drive will take place when the Dolphins play host to the Philadelphia Eagles on Monday night, December 15. Dolphins fans are encouraged to drop off new, unwrapped toys at entry gates on their way into the stadium. The toys are then distributed through the United



The Dolphins' annual Toys For Tots drive helps underprivileged children in South Florida.

States Marine Corps to the less fortunate families in the local area.

## COMMUNITY QB AWARD

In its fourth year, the NFL Community Quarterback Award continues to recognize community and youth volunteers in each of the 32 NFL markets who demonstrate leadership, dedication and a commitment to bettering the community in which they live. Each NFL team selects ten finalists, with each finalist receiving grants of \$1,000 for their organization. Those ten finalists are then narrowed down to a winner. The winner receives a \$10,000 grant to their organization.



Dolphins Head Coach Dave Wannstedt with Deborah Anthony the winner of the 2002 NFL Community Quarterback Award.

## DRUG ABUSE RESISTANCE EDUCATION (D.A.R.E.) PROGRAM

Dolphins coaches and players recognize the importance of educating the youth in our local communities about the dangers associated with alcohol, drug, tobacco and domestic abuse. In an effort to offer alternatives to these vices, the Miami Dolphins work closely with area police departments by providing players and coaches to speak at graduation ceremonies for students who successfully complete the D.A.R.E. program offered at their school.



Mark Dixon speaks with 5th graders as part of the D.A.R.E. program.

## UNITED WAY

Along with the NFL, the Miami Dolphins actively support the United Way through monetary contributions made by the coaches, players and staff. In addition, the Dolphins also work closely with the United Way of Miami-Dade, Broward and Palm Beach counties on several projects throughout the



Running back Robert Edwards (left) and guard Jamie Nails serve a meal to the Cooperative Feeding Program, a United Way funded agency.

year, including filming a PSA featuring a prominent Dolphins player as spokesman (Jason Taylor in 2003) and providing in-stadium signage and scoreboard announcements throughout the season.

Dolphins players also participate in the NFL/United Way Hometown Huddles Day, a national day of community service.

## MAKE-A-WISH FOUNDATION

The Make-A-Wish Foundation and the Miami Dolphins have developed a close relationship over the years in granting wishes of terminally ill children. Make-A-Wish children are given the opportunity to visit Dolphins Training Camp to watch practice and have a private meet and greet with their favorite Dolphins players. They also attend a home game and meet with coaches and players during a post-game visit.



Kicker Olindo Mare signs autographs for a Make-A-Wish child following a Dolphins game.

## CYSTIC FIBROSIS FOUNDATION

The Miami Dolphins continue to be strong supporters of the Cystic Fibrosis Foundation, which is committed to finding a cure for the most common genetic disease in children. The Dolphins work with the Cystic Fibrosis Foundation on the following projects:

- **Miami Dolphins Smirnoff Superbowl of Fashion** – this black-tie event features an evening of dinner and entertainment while raising much needed funds for cystic fibrosis research. The highlight of the event is a fashion show spotlighting current players as they escort their significant others to show off the latest fashions. Each year, this event raises more than \$180,000. In its 14-year history, the event has raised more than \$1,000,000 to benefit the Cystic Fibrosis Foundation.



Cornerback Patrick Surtain escorts his wife, Michelle, during the team's annual Superbowl of Fashion

- **Score For A Cure** – the entire Miami Dolphins team participates in this program in which corporate sponsors donate a pre-



determined amount of money each time the Dolphins score during a game. All the money raised through this program goes to the Cystic Fibrosis Foundation.

• **Miami Dolphins Cigna Healthcare Fishing Tournament** – this seven year old event is held in honor of Scott Chait, an avid fisherman and member of the Miami Dolphins Community Relations staff, who passed away at the age 23 after a lifelong battle with cystic fibrosis. Current and former players join avid fishermen for a full day of fun and deep sea fishing with the proceeds benefiting the Cystic Fibrosis Foundation.



Fullback Rob Konrad shows off his catch at the Miami Dolphins Fishing Tournament.

## BROWARD COUNTY COURT PROGRAM

Dolphins players make routine visits to kids at the Broward County Court House in Fort Lauderdale. During their visit, the players speak with at-risk kids in the courtroom of Broward County Circuit Court Judge Howard Zeidwig. Approximately 100 kids take part in each question and answer session. The players address many topics including education, peer pressure and family.



Quarterback Jay Fiedler, wide receiver James McKnight and cornerback Patrick Surtain speak to at-risk kids in the Broward County Court Room of Judge Howard Zeidwig

## DEFENSIVE LINE SANTA SACKS FOR THE URBAN LEAGUE

In 2002, the defensive line started the "Defensive Line Santa Sacks". The Miami Dolphins defensive line helped fill the Santa sacks of 100 youths from the Urban League of Broward County at Target. Defensive linemen and their coaches treated the kids to \$150 gift certificates for holiday presents at Target.



Defensive end Jason Taylor, along with fellow defensive line members and coaches, helped kids from the Urban League fill their Santa Sacks at Target during the holidays.

Each kid was given a "Defensive Line Santa Sacks" shirt and goodie bags with Dolphins items.

## HABITAT FOR HUMANITY

For several years the Miami Dolphins have joined with Habitat for Humanity in building homes building project for underprivileged families.

In addition to helping build the home, safety Shawn Wooden makes a monetary contribution to Habitat for Humanity for each game he plays in as part of the "Home Team."



Safety Shawn Wooden gives his time and helps finance a Habitat for Humanity Home.

## PRUDENTIAL NO PASSING ZONE

The Miami Dolphins defensive backs as a unit donate three tickets per player (total of 27 per game) for all of the Dolphins home games to the Boys and Girls Clubs of Broward County as well as children's charities in South Florida. For the 2002 season, Prudential joined the defensive backs in providing Broward County Boys and Girls Clubs members with a total of 2,400 tickets for the season. In addition to the tickets, Prudential supplied each child with a Prudential No Passing Zone t-shirt and poster as well as a hot dog and soda at the game.



The No Passing Zone gives members of the Broward County Boys and Girls Clubs and local children's charities the opportunity to attend a Dolphins game.

## DOLPHINS AUCTIONS

Dolphins players such as Sam Madison, Jason Taylor, Zach Thomas and Ricky Williams are among the many players to lend over 400 signatures on items that are currently being auctioned off on the team's official web site to raise money for the Miami Dolphins Foundation.

In addition to the autographed memorabilia, Dol-Fans have the opportunity to bid on Dolphins game-used items. The site is constantly updated throughout the year.



Wide receiver Chris Chambers signs a football to be auctioned off on the web site.

# MIAMI DOLPHINS CHEERLEADERS



The Cheerleaders embarked on their second Armed Forces Entertainment tour in January and traveled to Africa, Oman and Qatar. They met and performed for thousands of our U.S. troops who had been in the Middle East since before the holidays. Their job as goodwill ambassadors was to boost morale and help the troops maintain readiness and effectiveness while serving in the defense of our country. Especially during this time of unrest, the troops needed that extra "touch of home" to remind them they are remembered and loved by those back in the U.S.A.

DORIE GROGAN – Director of Cheerleaders and Event Entertainment  
 DARLAYNA CAMPBELL – Cheerleader Coordinator • MARCY CROWE– Choreographer  
 NICOLE MILNER - Coordinator Assistant • JULIE ESCUAGE - Jr. Dolphins Dancers Coordinator

## 2003-04 CAPTAINS

Gina Sciarroni .....	6 yrs.	Sandra Sotolongo .....	4 yrs.
Trisia Brown .....	4 yrs.	Heather Phillips .....	3 yrs.

## 2003-04 CO-CAPTAINS

Amber Reffett .....	4 yrs	Danielle O'Connell .....	3 yrs
Adriana Souza .....	4 yrs	Pamela Silva.....	2 yrs

## 2003-04 VETERANS

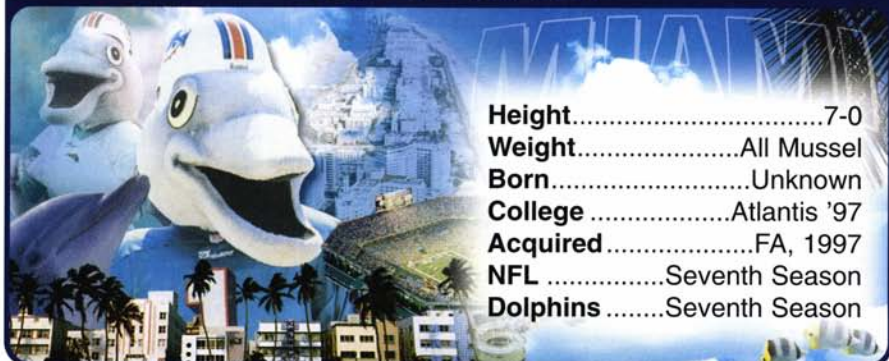
Clare Cutrufello .....	3 yrs.	Shelia Knowles .....	2 yrs.	Pamela Silva .....	2 yrs.
Maria Davila .....	2 yrs.	Rania Nasef .....	2 yrs.	Ashanda Tabb .....	2 yrs.
Lisa Fishbein .....	2 yrs.	Andrea Ocampo .....	3 yrs.	Jackie Vilarino .....	2 yrs.
Cassandra Hall .....	2 yrs.	Sabrina Shortsleeve.....	2 yrs.		

## 2003-04 ROOKIES

Yisel Acevedo	Kiki Maycock	Teather Schnellenberger
Kelly Danzeisen	LauRen Merola	Brigitte Shaw
Hennely Jimenez	Kim Mitchell	Bailey Smith
Brandii Kiniry	Maribel Morejon	Maite Smith
Shairin Kiniry	Jackie Ordiales	Lynesa Sweeting
Miranda Lobs	Jenny Ortiz	Bianca Vasquez
Alyssa Manzi	Ashley Schaller	Danielle Wong



## T.D. • 1 • Mascot



**Height**.....7-0  
**Weight**.....All Mussel  
**Born**.....Unknown  
**College**.....Atlantis '97  
**Acquired**.....FA, 1997  
**NFL**.....Seventh Season  
**Dolphins**.....Seventh Season

The Miami Dolphins' 1997 addition might have been their biggest – literally. The club unveiled "T.D.", its new mascot, on Friday, April 18, 1997, the first "official" mascot in the history of the franchise. The 7-foot tall mascot made its public debut at the team's Draft Day Party at Pro Player Stadium on April 19, 1997. In addition, the mascot performs at every Dolphins home game.

When the mascot was first unveiled, it was without a name. The club held a "Name the Mascot" contest that drew over 13,000 entries covering all 50 states and 22 countries, with 529 different names suggested. The name "T.D." was first submitted by Sara Fernandez of Miami, and when that name was selected by the Dolphins organization, she won two tickets to Super Bowl XXXII for her winning entry, which was announced at the annual Dolphins Awards Banquet on June 4, 1997.

The club had a live dolphin, "Flipper," who was situated in a fish tank in the open end of the Orange Bowl during the team's early years, and "Dolfan Denny," who prowled the sidelines for many seasons. However, this marks the first time the club actually has an official mascot, one who participates in many of the team's programs in addition to his gameday activities.

"T.D." is available for appearances. For more information, call the Dolphins mascot hotline at (954) 577-8990.

## PERFECT DOLPHINS HONORED

Miami Dolphins Hall of Famers Don Shula, Bob Griese, Larry Little, Larry Little, Jim Langer, Nick Buoniconti and Paul Warfield – all members of the 1972 Dolphins team that went undefeated en route to a Super Bowl Championship – participated in the pregame coin toss for Super Bowl XXXVII, which was held on Sunday, January 26, 2003, at Qualcomm Stadium in San Diego. The coin toss was part of a year-long celebration marking the 30th anniversary of the NFL's only perfect season.

The coin was minted by Highland Mint and featured the Super Bowl XXXVII logo on one side and the two competing team's logos on the other.



Dolphins Hall of Famers Bob Griese, left, Larry Little, Paul Warfield, coach Don Shula, Jim Langer and Larry Csonka show off their Super Bowl rings following a news conference, Friday, January 24, 2003, in San Diego.

# PRO PLAYER STADIUM



## PRO PLAYER STADIUM

2269 Dan Marino Boulevard, Miami, FL 33056 • (305) 623-6100

### EXECUTIVE

President .....M. Bruce Schulze  
Executive Secretary .....Ellen Kelly

### MANAGEMENT

Senior Vice President .....Bill Galante  
Senior Vice President of Sales & Marketing .....Jim Ross  
Vice President of Finance & Administration .....David Nunes

### STADIUM OPERATIONS

Senior Director of Stadium Operations .....Joe Crowley  
Director of Facility Booking and Access .....Mike Cregan  
Director of Scoreboard Operations .....Chad Messina  
Director of Event Operations and Security .....Sam Richards  
Manager of Scoreboard Operations .....Chris Harding  
Signage Supervisor .....Al Riano  
Staffing Supervisor .....Rey Lopez  
Events Coordinator .....Tammy Sigwardt  
Set-up Crew Leaders .....Tommy Bell, Ernest Fleming  
Set-up Crew .....Whitfield Blucher, Wallace Dancy, Dennis Margolis,  
Francisco Marrero  
Secretaries .....Maggy Deeb, Patricia McFarlane

### FINANCE AND HUMAN RESOURCES

Director of Finance .....Phillip Reitz  
Director of Human Resources .....Yolanda Barreto  
Senior Staff Accountants .....Carole Gans, Ansel Gardiner  
Staff Accountant .....Dawn Grace  
Payroll Coordinator .....Ana Vazquez  
Human Resources Coordinator .....Donna Kolman  
Business Information Systems Manager .....Patrick Magana  
Secretary .....Fabiana DeCicco

### GROUNDS, ENGINEERING AND HOUSEKEEPING

Senior Director of Grounds, Engineering and Housekeeping .....Alan Sigwardt  
Chief Engineer and Director of Safety .....Frank Everton  
Manager of Housekeeping .....Ron Segers



Assistant Head Groundskeepers.....	Rick Wright, Eric Williams
Assistant Chief Engineer.....	Rick Schaffer
Lead Engineer/Electrician.....	Danny Mareus
Carpenter.....	Nat Bruno
Mechanic.....	Ivan Capeles
Maintenance Workers.....	Ron Reely, Tony Rodriguez, Joanel Celestin
HVAC Mechanic.....	Tom Duncan
HVAC Refrigeration Assistant.....	Humberto Chacon
Plumber.....	Dwight Johnson
Lead Painter.....	Gerard Garrehy
Assistant Painter.....	John Hagan
Assistant Housekeeping Manager.....	Jimmy Moore
Front Office Custodians.....	Linda Mobley, Wanda Palmer, Linda Louis-Jean Derrick Brookens, Terry Williams Harry Vaughn
Tarp Crew Supervisor.....	Tom Wilson
Grounds Crew Leader.....	Ken Schilling
Grounds Crew.....	Michael Fields, K.C. Kyle
Secretary.....	Susan Candelaria

## **GUEST SERVICES AND COMMUNITY RELATIONS**

Senior Director of Guest Services and Community Relations.....	G. Eric Knowles
Community Relations Coordinator.....	Rhonda Heard
Club Level Coordinator.....	Gwen McCormick
Receptionists.....	Carmen Heleria, Shavoyne Urbanczyk

## **TICKET OPERATIONS AND CLUB LEVEL SERVICES**

Senior Director of Ticket Operations.....	Andy Major
Director of Ticket Operations.....	Greg Menzel
Director of Club Level Services.....	David Saifman
Manager of Ticket Operations.....	Arturo Ramos
Manager of Ticket Services.....	Brett Annis
Ticket Representatives.....	Allen Meyers, Corey Benning, Paul Rivas, Amber Schooley
Club Level Representatives.....	Brea Conaboy, Carmen White, Joseph Lawrence

## **SALES & MARKETING**

Senior Director of Business Development.....	Jim Frevola
Senior Director of Premium Seating.....	Richard Lassiter
Director of Customer Service.....	Scott Baynes
Director of Season and Group Ticket Sales.....	Steve Brauner
Director of Marketing Fan Development.....	Jeremy Gerson
Senior Manager of Marketing Partnerships.....	Michael Mossholder
Senior Sales Manager.....	Chris Gallagher
Manager of Marketing Partnerships.....	Robert Parker
Client Services Coordinator.....	Danielle Sergeant
Account Managers, Premium Seating.....	Jarett Grushka, Jeff Sholly, Triana Tigerino
Account Managers, Season and Group Tickets.....	Ruben Cabrera, Mackie Feierstein
Secretaries.....	Kelly Jones, Frances Martinez

## **PRO PLAYER STADIUM**

Pro Player Stadium, South Florida's home to the Miami Dolphins and Florida Marlins, is in its 17th season as the premier sports and entertainment facility in the country. This state-of-the-art open-air complex hosted its first football game in August, 1987, its first regular season Major League baseball game in April, 1993 and stages world class events throughout the calendar year. Pro Player Stadium is one of only four facilities in the country to host NFL football and Major League Baseball in the same venue.

### **HISTORY**

Now in its 17th year of operation, the 75,000 seat, state-of-the-art, open-air facility, originally called Dolphin Stadium, was the first of its kind to be constructed entirely with private funds, costing 115 million dollars when it was completed in 1987. The late Joe Robbie led the financing campaign to build "Joe Robbie Stadium" for the Miami Dolphins of the NFL. JRS revolutionized the economics of professional sports when it opened that year. Inclusion of a Club Level, along with Executive Suites, helped to finance the construction of the stadium. Season ticket holders committed to long term agreements and in return they received first-class amenities in a state-of-the-art facility which is still used as a model for new facilities across the country.

On March 7, 1990, H. Wayne Huizenga, then Chairman of the Board and Chief Executive Officer of Blockbuster Video and Huizenga Holdings Inc., agreed to purchase fifty percent of Joe

Robbie Stadium and became the point man in the drive to bring Major League Baseball to South Florida. That effort was rewarded in July of 1991, when South Florida was awarded a National League expansion franchise. On January 24, 1994, Mr. Huizenga acquired the remaining fifty percent of the stadium to give him 100% ownership. Since 1991, over 80 million dollars have been spent to upgrade and renovate the stadium. The improvement and revitalization of the building under Huizenga allowed the stadium to remain the finest sports and entertainment facility in the United States.

On August 26, 1996, Pro Player, the sports apparel division of Fruit of the Loom, sponsored the renaming of Joe Robbie Stadium as Pro Player Stadium. They became the first sports marketing and products company to entitle a stadium or arena.

The first football game in Joe Robbie Stadium was held on August 16, 1987, when the Miami Dolphins met the Chicago Bears in a preseason battle. The game also marked the 22nd anniversary of the Dolphins franchise. The stadium hosted the National Football League's premier game, Super Bowl XXIII, on January 22, 1989. It marked the return of the Super Bowl to South Florida after a ten year absence. A second Super Bowl was hosted when Super Bowl XXIX was played in the facility on January 29, 1995, and the Super Bowl returned to Pro Player Stadium on January 31, 1999, when the facility hosted Super Bowl XXXIII.

Major League Baseball officially began in South Florida in the spring of 1993 as the Florida Marlins opened their inaugural campaign as a National League team. On April 5, 1993, the "new" look of Pro Player Stadium as a baseball facility was unveiled to the public for the first time as the Florida Marlins hosted the Los Angeles Dodgers. The Marlins began their existence by finishing the first day in first place with a 6-3 win over the Dodgers.

In 1997, Pro Player Stadium hosted four World Series games between the Marlins and the Cleveland Indians, including Game One on Oct. 18, 1997, the first Series game ever played at the stadium, and Game Seven on October 26, 1997, which the Marlins won, 3-2 in 11 innings, to capture their first World Championship.

Before the arrival of the Marlins, the stadium had played host to thirteen spring training games that attracted 370,000 fans and paved the way for baseball in South Florida.

Behind the scenes, Pro Player Stadium underwent renovations to accommodate Major League Baseball and the Florida Marlins. The conversion included the installation of retractable seating on the north side of the stadium, the construction of the baseball press box in the southwest corner of the facility, the building of the baseball dugouts, the addition of 660 new lights for suitable night play and the installation of a hydraulic disappearing pitcher's mound. The stadium also features a synthetic warning track designed to absorb water. At the time, the only other facility to feature this type of track was Oriole Park at Camden Yards, home of the Baltimore Orioles. The renovation also included the construction of the Florida Marlins clubhouse and other amenities to accommodate baseball at Pro Player Stadium.

On the field, Pro Player Stadium is equipped with a Prescription Athletic Turf (PAT) system which provides draining for its natural grass, and during February and March of 1995, the old PAT system was removed, and a new advanced mechanical drainage system was installed. At a cost of one million dollars, the new system provides three times the drainage capacity of the old system and ensures a firm dry playing surface within half an hour's time after as much as a three inch per hour rain fall.

## **LOCATION**

The stadium is located at 2269 Dan Marino Boulevard in Miami, only one mile south of the Dade-Broward County Line. The 160 acre site stands midway between downtown Miami (16 miles) and downtown Fort Lauderdale (18 miles).

## **WORLD CLASS EVENTS**

Pro Player Stadium displays its versatility every year by hosting a wide variety of events. Along with Miami Dolphins football and Florida Marlins baseball, college football takes the field with the Florida Atlantic University Fighting Owls as well as the FedEx Orange Bowl (which played host to the national championship game in 1998 and 2001). Super Bowl XXXIII was held at Pro Player Stadium on January 31, 1999. Major League Baseball's premier event, the World Series, was played at Pro Player Stadium in 1997.

Pro Player Stadium has also played host to numerous concerts, featuring entertainers such as Pink Floyd, Elton John/Billy Joel, the Rolling Stones, Chicago, Genesis, Gloria Estefan, Guns & Roses, The Who, Hall & Oates, Rod Stewart, Paul McCartney, New Kids on the Block, the Three Tenors World Tour, U2 and 'N Sync.

Other events held in the past at Pro Player Stadium include international soccer games featuring the United States World Cup Team, high school football, Monster Truck Shows, and numerous trade shows.



## EXECUTIVE SUITES

Pro Player Stadium's 183 suites offer luxury and comfort in the ultimate setting to watch any event. The ten, twelve, sixteen, twenty four and thirty two seat suites have been completely renovated and offer DirecTV access, multi-feed sound systems, refrigerators, ice-makers and private telephone services. Uniformed Suite Captains provide personal service in each suite during the events. Distinctive Gourmet, a Boston Concessions division, caters the suites with a delectable, wide-variety of food and beverages from which to choose.

## CLUB LEVEL SEATING

Located on the second level, the 10,200 club level seats provide exceptional luxury with the most space and leg room available in the stadium, featuring seats 21" wide (compared to the 19" wide general seating). The Club Seats lead to air-conditioned lounges with full-service bars and concession areas. The protective overhang, along with wait-staff service, also are unique elements of the club level.

## HALL OF CHAMPIONS

Pro Player Stadium was proud to introduce the new Hall of Champions during the 1997 Miami Dolphins season. Located in the east endzone area of the Club Level, the Hall of Champions allows groups of 50 to 270 to experience a Miami Dolphins football or Florida Marlins baseball game in style. In addition to club level amenities and entertainment, the Hall of Champions offers interior and exterior seating, a full bar with bartender, a private elevator and many other exclusive privileges.

## DINING

Full service concession facilities, managed by Boston Concessions, are available on all levels and include Pizza Hut and Carvel Ice Cream and Yogurt. The stadium was recently recognized by Sports Illustrated for the high quality of its food and beverage service.

## VISIONS FOR THE FUTURE

Pro Player Stadium will continue to enhance the fan experience by its commitment to capital improvements. These continuing upgrades and renovations will heighten the guest experience by providing increased comfort, new amenities and better service.

# STADIUM FACTS

Stadium Address .....	2269 Dan Marino Boulevard Miami, FL 33056
Stadium Telephone .....	(305) 623-6100
Relative Location .....	16 miles northwest of downtown Miami 18 miles southwest of Fort Lauderdale 14 miles north of Orange Bowl 3/4 mile south of Calder Race Track 1 mile south of Dade-Broward county line on N.W. 27th Ave.
Opening Date .....	August 16, 1997 Chicago Bears 10, Miami Dolphins 3
Project Cost .....	\$115 million
Method of Financing .....	Private, through lease of executive suites and club seats
Club Seats .....	originally sold on 10-year leases
Executive Suites .....	originally sold on 10-year leases
Project Site Area .....	160 acres
Design Team .....	
Architect .....	HOK Sports Facilities Group (Kansas City, MS)
Construction Manager .....	Huber, Hunt and Nichols, Inc. (Indianapolis, IN)
Construction Consultant .....	George A. Fuller Company (New York, NY)
Structural Engineer .....	Bliss & Nyitray, Inc. (Miami, FL)
Civil Engineer .....	Keith and Schnars, P.A. (Fort Lauderdale, FL)
Mechanical, Electrical .....	Blum Consulting Engineers, Inc. (Dallas, TX)
Acoustical Consultant .....	The Joiner-Rose Group, Inc. (Dallas, TX)
Food Service Consultant .....	Cini-Little Associates, Inc. (Miami, FL)
Football/Soccer Seating Capacity .....	75,540
General Seating (19" chairback with armrest) .....	
Lower Deck .....	27,397
Upper Deck .....	34,736
Club Seats (21" chairback with armrest) .....	10,209
183 Executive Suites (10, 12, 16 and 24 seats) .....	3,198

Disabled Seating .....	300
<b>Full-Time Use For Baseball</b>	
Seating Capacity .....	36,331
Playing Field Dimensions	
Left Field Line.....	330 feet
Center Field Line .....	434 feet
Right Field Line .....	345 feet
<b>First Baseball Game</b> .....	March 11, 1988
	Los Angeles Dodgers 10, Baltimore Orioles 8
<b>First Soccer Game</b> .....	March 4, 1988
	U.S. National team 2, Millonarios (Colombia) 1
<b>First Concert</b> .....	July 3, 1988
	Rod Stewart, Hall and Oates and Chicago
<b>First Super Bowl</b> .....	January 22, 1989
	San Francisco 49ers 20, Cincinnati Bengals 16
<b>First Blockbuster Bowl</b> .....	December 29, 1990
(Micron P.C. Bowl)	Florida State 24, Penn State 17
<b>First FedEx Orange Bowl</b> .....	December 31, 1996
	Nebraska 41, Virginia Tech 21
<b>First World Series</b> .....	October 18, 1997
	Florida Marlins 7, Cleveland Indians 4
<b>Press Boxes</b>	
Working Press Seats.....	150
Radio/TV Booths .....	10
<b>Stadium Access</b>	
Gates .....	8
Ramps .....	(25 feet wide, 2 each corner) 8
Escalators .....	(2 each corner) 8
Elevators .....	13
	(7 club level, 2 service/emergency, 2 press, 1 office, 1 freight)
<b>Parking</b>	
On-Site (140 acres) .....	24,137 cars
	171 buses, 90 RVs, 85 limousines, 1 helipad
<b>Building</b>	
Overall Size .....	648 feet x 736 feet
Height .....	188 feet (150-foot building, 38-foot lights)
Prescription Athletic Turf .....	128,000 square feet
<b>Materials</b> .....	3 acres of sod for playing field
	55,000 cubic yards of concrete
	6,000 tons of reinforcing steel
	5 miles of drain pipe
	500,000 yards of excavation material
	140 miles of electrical wire
	3,300 pieces of precast concrete
	25,000 square yards of carpet
<b>Concessionaires and Novelties</b> .....	Boston Concessions, Cambridge, MA
<b>Facilities</b>	
Concession Stands .....	43 stands, 264 service lines
	1 TV monitor per stand
Restrooms .....	40 men, 40 women
Locker Rooms .....	(60 lockers in each) 4
<b>Playing Field</b>	
Surface .....	Prescription Athletic Turf (Natural Grass)
Drainage .....	Firm Playing Surface Within 30 Minutes of a 3" Per Hour Rain
<b>Scoreboards</b>	
Main (East End Zone) .....	56 feet high x 142 feet long
Auxiliary (West End Zone).....	54 feet high x 104 feet long
Color Video Screens (West).....	27 feet high x 36 feet long
Sony JumboTRON (East) .....	32 feet high x 42 feet long
Baseball Scoreboard .....	16 feet high x 224 feet long
<b>Lighting For Playing Field</b> .....	1,050 Metal Halide
	Instant Restrike Light Fixtures
	150+ foot candles at playing field



# STADIUM HISTORY

- Mar. 5, 1976 – Consultants are hired to do feasibility study for South Florida stadium.
- July 21, 1976 – Preliminary plan for 70,000-seat stadium is unveiled.
- Nov. 15, 1977 – Miami voters reject \$15 million bond issue for Orange Bowl renovations.
- May 22, 1978 – Committee estimates to Dade County a cost of \$40 million to build a new Orange Bowl next to the old one with financing coming from a resort tax and ticket surcharge.
- Feb. 19, 1979 – County attorney rules resort tax money cannot be used to build a new Orange Bowl.
- March, 1979 – National Football League rejects Miami as a Super Bowl site until stadium situation is rectified.
- Dec. 22, 1981 – Dolphins owner Joe Robbie reveals that he is negotiating to develop privately a stadium at Lake Lucerne in north Dade County.
- Nov. 2, 1981 – Voters in Dade and Broward counties overwhelmingly defeat a sales tax increase which would go toward building a new stadium.
- Dec. 14, 1983 – City of Miami voters reject sales tax increase to renovate the Orange Bowl.
- Mar. 5, 1984 – Dolphins owner Joe Robbie announces plans to build a new multi-purpose stadium in north Dade County at the team's annual awards banquet.
- Mar. 13, 1984 – City of Miami voters reject raising taxes to pay for \$55 million bond issue to repair the Orange Bowl.
- May 10, 1984 – Dolphins owner Joe Robbie begins campaign to market Dolphin Stadium executive suites and club seats.
- July 3, 1984 – Metro Commission accepts 160 acres donated by Emil and Lawrence Morton at Lake Lucerne, then leases it to Dolphin Stadium Corporation for 99 years.
- Dec. 6, 1984 – Metro commissioners unanimously agree to let Dolphins owner Joe Robbie sell \$85 million in tax exempt bonds to finance his stadium project.
- Jan. 8, 1985 – Dolphins owner Joe Robbie announces that he is ready to spend two million dollars for stadium blueprints and engineering studies.
- Mar. 14, 1985 – At the NFL meetings in Phoenix, Dolphin Stadium is named as the host site for Super Bowl XXIII (1989).
- July 22, 1985 – Clearing of stadium site begins.
- Sept. 9, 1985 – South Florida Regional Planning Council recommends approval of proposed Dolphin Center.
- Sept. 26, 1985 – Metro Commission approves development order and zoning request of Dolphin Center.
- Dec. 1, 1985 – Groundbreaking ceremonies for Dolphin Stadium take place.
- Dec. 19, 1985 – Foundation permit is issued to Dolphin Stadium Corporation by Dade County.
- Dec. 26, 1985 – First concrete is poured at stadium site.
- Dec. 31, 1985 – Dolphins owner Joe Robbie obtains construction loan and is granted permanent financing for the new stadium.
- June 3, 1986 – Dolphins owner Joe Robbie plants a ceremonial 30-foot Royal Palm tree to begin a million-dollar beautification project for neighborhoods near Dolphin Stadium.
- Aug. 27, 1986 – Topping Out Ceremonies take place at Dolphin Stadium as highest point of construction is reached.
- Feb. 3, 1987 – Metro Commission unanimously passes a resolution recommending that Dolphin Stadium be named after its builder, Joe Robbie.
- April 30, 1987 – Tim Robbie, designated spokesman for the Robbie children, announces that Dolphin Stadium has been renamed "Joe Robbie Stadium."
- Aug. 2, 1987 – An estimated 40,000 people attend Family Day at Joe Robbie Stadium, the general public's first opportunity to see the new facility.
- Aug. 16, 1987 – The Miami Dolphins play host to the Chicago Bears in the first game ever played in Joe Robbie Stadium. The Bears put a damper on the festive evening with a 10-3 preseason victory in front of 63,451 fans. The date also marks the 22nd anniversary of the Dolphins franchise.
- Oct. 11, 1987 – The Dolphins' "replacement" team records a 42-0 shutout win over the Kansas City Chiefs in the first regular-season game at JRS.
- Mar. 4, 1988 – The first soccer game ever played at JRS takes place as part of the Marlboro Soccer Cup of Miami. The U.S. National team defeats Millonarios of Colombia, 2-1, in the match before 14,877 fans.
- Mar. 11, 1988 – The first baseball game ever played at JRS takes place in front of 24,247 spectators, then the largest crowd ever to see a major-league game in the state of Florida. The Los Angeles Dodgers defeat the host Baltimore Orioles, 10-8, in the exhibition contest. The following night, the Montreal Expos beat

the Orioles, 9-3, with 17,830 in attendance. Seven home runs are hit each night as a temporary 30-foot wall in left field compensates for a distance of 272 feet down the foul line.

- April 16, 1988— A technical inspection team from FIFA, soccer's international governing body, visits JRS as part of the United States' bid to host the 1994 World Cup.
- July 3, 1988 — The first concert ever held at JRS takes place. "Happy Birthday America '88" features performances by Rod Stewart, Hall and Oates and Chicago.
- Jan. 22, 1989— The first Super Bowl ever held at JRS takes place. The game marks the first-time since Super Bowl XIII (January 21, 1979) that the NFL's Championship game is played in Miami. The San Francisco 49ers defeat the Cincinnati Bengals, 20-16.
- Mar. 7, 1990 — H. Wayne Huizenga, Chairman of the Board and Chief Executive Officer of Blockbuster Video and Huizenga Holdings, Inc., agrees to purchase fifty percent (50%) of Robbie Stadium Corporation (the parent company of Joe Robbie Stadium), as well as a fifteen percent (15%) limited partnership interest in the Miami Dolphins.
- April 14 & 15, 1990 — Nearly 100,000 people pack the stands in Joe Robbie Stadium over a two-day period to see former Beatle Paul McCartney perform live in concert.
- April 17, 1990— The Blockbuster Bowl, college football's newest post-season bowl game, is officially certified by the NCAA. The bowl is scheduled to kickoff its inaugural matchup on December 29, 1990, at Joe Robbie Stadium.
- Dec. 29, 1990— The Florida State Seminoles defeat the Penn State Nittany Lions, 24-17, in the inaugural Blockbuster Bowl at JRS before a capacity crowd of 74,021.
- Jan. 5, 1991 — Dolphins host the Kansas City Chiefs in the first NFL playoff game ever played in JRS. The Dolphins come back to defeat the Chiefs, 17-16.
- Jan. 28, 1991— Seats are removed on the north side of JRS to begin renovating for baseball.
- March 26, 1991— H. Wayne Huizenga and the Robbie family jointly purchase 42 acres adjacent to JRS. In addition, Huizenga purchases two additional lots, totaling 65 acres. The lots were purchased from the estates of Emil and Lawrence Morton.
- March 30, 1991— The New York Yankees and the Baltimore Orioles play an exhibition game before 67,654 fans at Joe Robbie Stadium — the largest crowd ever to watch a baseball game in a non-Major League city. The Yankee-Oriole game the following day draws 57,359, giving the two-game series at JRS a total attendance figure of 125,013.
- May 23, 1991 — At the NFL meetings in Minneapolis, Joe Robbie Stadium is selected as the host site for Super Bowl XXIX, to be played on January 29, 1995.
- June 10, 1991— The National League expansion committee recommends South Florida (Joe Robbie Stadium) and Denver to Major League Baseball's ownership committee as the two sites for National League expansion. The two teams will begin play in 1993.
- July 18, 1991 — Major League Baseball officially awards South Florida a National League expansion franchise, the Florida Marlins, who will begin play in 1993 at JRS.
- Jan. 25, 1992— The U.S. World Cup soccer team faces the Soviet National Team (C.I.S.) before a South Florida record soccer crowd of 30,386.
- Jan. 17, 1993— The Dolphins host the Buffalo Bills in the first AFC Championship Game ever played at JRS. The Bills defeat the Dolphins 29-10 and advance to Super Bowl XXVII.
- April 5, 1993 — In the first regular season baseball game ever played at JRS, the Florida Marlins win their inaugural game, defeating the Los Angeles Dodgers, 6-3.
- Jan. 24, 1994— H. Wayne Huizenga acquires remaining 50% of Joe Robbie Stadium and the additional 85% of the Miami Dolphins, leaving him with 100-percent ownership of both the stadium and Dolphins.
- Jan. 25, 1995— The second Super Bowl game held at JRS takes place. In Super Bowl XXIX, the San Francisco 49ers defeat the San Diego Chargers, 49-26.
- May 11, 1996 — Al Leiter of the Marlins pitches the first no-hitter in JRS history, shutting out the Colorado Rockies, 11-0.
- Aug. 26, 1996— Pro Player, the sports apparel division of Fruit of the Loom, sponsors the renaming of Joe Robbie Stadium to Pro Player Stadium for \$20 million over a 10-year period.
- Oct. 31, 1996 — At the NFL meetings in New Orleans, Pro Player Stadium is selected as the host site for Super Bowl XXXIII, to be played on January 31, 1999.
- Dec. 31, 1996— The Nebraska Cornhuskers defeat the Virginia Tech Hokies, 41-21, in the first FedEx Orange Bowl played at Pro Player Stadium.
- March 8, 1997— Pro Player Stadium plays host to the Three Tenors concert (Luciano Pavarotti, Plácido Domingo, Jose Carreras).



- Oct. 18, 1997 – Pro Player Stadium hosts its first ever World Series game, as the Florida Marlins defeat the Cleveland Indians, 7-4, in Game One.
- Oct. 25, 1997 – The Pro Player Stadium crowd of 67,498 to watch the Marlins defeat the Indians in Game Six is the largest to see a World Series game since 1954.
- Oct. 26, 1997 – Edgar Renteria's single in the bottom of the 11th inning of Game Seven of the World Series drives in Craig Counsell to give the Marlins a 3-2 win and the World Championship.
- Jan. 31, 1999 – The third Super Bowl game held at Pro Player Stadium takes place. In Super Bowl XXXIII, the Denver Broncos defeat the Atlanta Falcons, 34-19.
- Jan. 3, 2001 – The Oklahoma Sooners defeat the Florida State Seminoles, 13-2, in the FedEx Orange Bowl to win the National Championship.
- Aug. 2, 2001 – Pro Player Stadium plays host to the 'N Sync concert.

## STADIUM "FIRSTS"

### FOOTBALL

**PRESEASON GAME:** 8/16/87 – Chicago 10, Dolphins 3

**REGULAR-SEASON GAME:** 10/11/87 – Dolphins 42, Kansas City 0

**DOLPHIN PLAYOFF GAME:** 1/5/91 – Dolphins 17, Kansas City 16

**AFC CHAMPIONSHIP GAME:** 1/17/93 – Buffalo 29, Dolphins 10

**SUPER BOWL:** 1/22/89 – San Francisco 49ers 20, Cincinnati Bengals 16

**COLLEGE BOWL GAME:** 12/29/90 – Florida State 24, Penn State 17 (Blockbuster Bowl)

**DOLPHIN WIN:** 10/11/87 – Dolphins 42, Kansas City 0

**DOLPHIN LOSS:** 10/25/87 – Buffalo 34, Dolphins 31 (OT)

**DOLPHIN SHUTOUT:** 10/11/87 – Dolphins 42, Kansas City 0

**SHUTOUT, OPPONENT:** 7/26/91 – Chicago 6, Dolphins 0 (preseason)

**OVERTIME GAME:** 10/25/87 – Buffalo 34, Dolphins 31

**PLAYER TO VISIT PPS WITH TWO DIFFERENT TEAMS:** Doug Flutie (Chicago, 8/16/87 and New England, 12/28/87)

#### REGULAR-SEASON GAMES

**NATIONAL ANTHEM, PERFORMANCE:** Thomas Brown, III vs. Kansas City, 10/11/87 (played trumpet)

**NATIONAL ANTHEM, SINGING:** Pete Harris vs. Buffalo, 10/25/87

**COIN TOSS:** vs. Kansas City, 10/11/87 (won by Chiefs)

**DOLPHIN CAPTAINS:** Kyle Mackey, Tim Pidgeon, Demetrious Johnson

**KICKOFF:** Willie Beecher (Dolphins) vs. Kansas City, 10/11/87 (to 2-yard line)

**KICKOFF RETURN:** Kevin Wyatt of Kansas City, 10/11/87 (21 yards)

**DOLPHIN KICKOFF RETURN:** Pete Roth vs. Kansas City, 10/11/87 (23 yards)

**TACKLE, ON KICKOFF:** Scott Nicolas (Dolphins) vs. Kansas City, 10/11/87 (of Kevin Wyatt)

**KICKOFF RETURNED FOR TD:** Stanford Jennings (Cincinnati) vs. San Francisco (SB XXIII), 1/22/89

**PUNT:** Kelly Goodburn of Kansas City, 10/11/87 (47 yards)

**DOLPHIN PUNT:** Stacy Gore vs. Kansas City, 10/11/87 (35 yards)

**PUNT RETURN:** Mike Caterbone (Dolphins) vs. Kansas City, 10/11/87 (15 yards)

**PUNT RETURNED FOR TD:** O.J. McDuffie (Dolphins) vs. Indianapolis, 10/24/93

**BLOCKED PUNT:** William Judson (Dolphins) vs. Green Bay, 9/18/88

**PENALTY:** On Dolphins vs. Kansas City, 10/11/87 (illegal formation)

**FIELD GOAL ATTEMPT:** Willie Beecher (Dolphins) vs. Kansas City, 10/11/87 (missed from 49 yards)

**FIELD GOAL:** Scott Norwood of Buffalo, 10/25/87 (41 yards)

**DOLPHIN FIELD GOAL:** Fuad Reveiz vs. Buffalo, 10/25/87 (46 yards)

**TURNOVER:** Alex Espinosa of Kansas City intercepted by Liffort Hobley of Dolphins, 10/11/87

**DOLPHIN TURNOVER:** Lawrence Sampleton fumbles (recovered by James Harrell) vs. Kansas City, 10/11/87

**FUMBLE:** Blaine Smith of Kansas City, 10/11/87 (own recovery)

**DOLPHIN FUMBLE:** Lawrence Sampleton vs. Kansas City, 10/11/87 (recovered by Chiefs' James Harrell)

**FORCED FUMBLE:** Mike Lambrecht (Dolphins) vs. Kansas City, 10/11/87 (on Chris Smith)

**FUMBLE LOST:** Chris Smith of Kansas City, 10/11/87 (recovered by Liffort Hobley)

**FUMBLE RECOVERY:** Blaine Smith of Kansas City 10/11/87 (his own)

**FUMBLE RETURNED FOR TD:** Liffort Hobley (Dolphins) vs. Kansas City, 10/11/87 (55 yards)

**INTERCEPTION:** Liffort Hobley (Dolphins) vs. Kansas City, 10/11/87 (of Alex Espinosa)

**INTERCEPTION RETURNED FOR TD:** Donnie Shell of Steelers, 11/1/87 (50 yards)

**SCORING PLAY:** Rickey Isom (Dolphins) vs. Kansas City, 10/11/87 (6-yard TD run)

**SCORING PLAY, OPPONENT:** Scott Norwood of Buffalo, 10/25/87 (41-yard FG)

**TOUCHDOWN:** Rickey Isom (Dolphins) vs. Kansas City, 10/11/87 (6-yard run)

**RUSHING TOUCHDOWN:** Rickey Isom (Dolphins) vs. Kansas City, 10/11/87 (6 yards)

**RUSHING TOUCHDOWN, OPPONENT:** Robb Riddick of Buffalo, 10/25/87 (1 yard)

**PASSING TOUCHDOWN:** Dan Marino to Mark Duper (Dolphins) vs. Buffalo, 10/25/87 (5 yards)

**PASSING TOUCHDOWN, OPPONENT:** Jim Kelly to Chris Burkett (Buffalo), 10/25/87 (14 yards)

**DEFENSIVE TOUCHDOWN:** Liffort Hobley (Dolphins) vs. Kansas City, 10/11/87 (55-yard fumble return)

**DEFENSIVE TOUCHDOWN, OPPONENT:** Donnie Shell of Steelers, 11/1/87 (50-yard interception return)

**SPECIAL TEAMS TOUCHDOWN:** Marc Logan (Dolphins) vs. Buffalo, 9/10/89 (blocked punt recovery)  
**SCORING DRIVE:** By Miami (7 plays, 54 yards in 3:28) vs. Kansas City, 10/11/87  
**PAT:** Willie Beecher (Dolphins) vs. Kansas City, 10/11/87 (Good)  
**MISSED PAT:** Fuad Reveiz (Dolphins) vs. Washington, 12/20/87  
**FIRST DOWN:** Robert Parker of Kansas City, 10/11/87 (1-yard run)  
**DOLPHIN FIRST DOWN:** Dameon Reilly (Dolphins) vs. Kansas City, 10/11/87 (16-yard pass from Kyle Mackey)  
**THIRD-DOWN CONVERSION:** By Kansas City, 10/11/87 (Robert Parker 1-yard run)  
**DOLPHIN THIRD-DOWN CONVERSION:** vs. Kansas City, 10/11/87 (16-yard pass from Kyle Mackey to Dameon Reilly)  
**FOURTH-DOWN CONVERSION:** By Dolphins vs. Buffalo, 10/25/87 (17-yard pass from Dan Marino to Mark Duper)  
**TACKLE:** Mike Lambrecht (Dolphins) vs. Kansas City, 10/11/87 (of Robert Parker)  
**TACKLE, OPPONENT:** Chris Lindstrom of Kansas City, 10/11/87 (of John Tagliaferri)  
**QB SACK:** Ike Readon (Dolphins) vs. Kansas City, 10/11/87 (of Matt Stevens)  
**QB SACK, OPPONENT:** Bruce Smith of Buffalo, 10/25/87 (of Dan Marino)  
**RUSHING ATTEMPT:** Robert Parker of Kansas City, 10/11/87 (2 yards)  
**DOLPHIN RUSHING ATTEMPT:** John Tagliaferri vs. Kansas City, 10/11/87 (2 yards)  
**PASSING ATTEMPT:** Matt Stevens of Kansas City, 10/11/87 (incomplete, intended for David Montagne)  
**DOLPHIN PASSING ATTEMPT:** Kyle Mackey vs. Kansas City, 10/11/87 (incomplete, intended for Eddie Chavis)  
**PASS COMPLETION:** Matt Stevens to John Trahan (Kansas City), 10/11/87 (5 yards)  
**DOLPHIN PASS COMPLETION:** Kyle Mackey to Mark Konecny vs. Kansas City, 10/11/87 (10 yards)  
**TIMEOUT:** By Dolphins vs. Kansas City, 10/11/87 (2:23 of 2nd quarter)  
**INJURY:** Kevin Wyatt of Kansas City, 10/11/87 (ankle)

---

## BASEBALL

---

**EXHIBITION GAME:** March 11, 1988, Los Angeles Dodgers 10, Baltimore Orioles 8

### REGULAR SEASON GAMES:

**GAME:** April 5, 1993, Florida Marlins 6, Los Angeles Dodgers 3  
**CEREMONIAL FIRST PITCH:** New York Yankee great Joe DiMaggio  
**PITCH:** Charlie Hough (Marlins) a called strike to Jose Offerman (Dodgers), 4/5/93  
**HIT:** Bret Barberie (Marlins) first inning single to left field off Orel Hershisier (Dodgers), 4/5/93  
**DOUBLE:** Eric Davis (Dodgers) second inning, 4/5/93  
**TRIPLE:** Walt Weiss (Marlins), second inning, 4/5/93  
**HOME RUN:** Tim Wallach (Dodgers), sixth inning solo home run over left field wall, 4/5/93  
**RUN:** Benito Santiago (Marlins), second inning, 4/5/93  
**RBI:** Walt Weiss (Marlins), second inning, 4/5/93  
**STOLEN BASE:** Jeff Conine (Marlins), eighth inning 4/5/93  
**STRIKEOUT:** Jose Offerman (Dodgers) goes down looking to Charlie Hough in first inning, 4/5/93  
**WALK:** Eric Karros (Dodgers), second inning off Charlie Hough, 4/5/93  
**ERROR:** Jody Reed (Dodgers), muffs first inning ground ball hit by Scott Pose, 4/5/93  
**WINNING PITCHER:** Charlie Hough (Marlins), 4/5/93  
**LOSING PITCHER:** Orel Hershisier (Dodgers), 4/5/93  
**SAVE:** Bryan Harvey (Marlins), 4/5/93  
**NO-HITTER:** Al Leiter (Marlins), 5/11/96

**WORLD SERIES:** October 18, 1997, Florida Marlins 7, Cleveland Indians 4

---

## SOCCER

---

(all 3/4/88, U.S. vs. Millonarios)

**GAME:** 3/4/88—U.S. National team 2, Millonarios (Colombia) 1  
**GOAL:** Jorge Raigoza (Millonarios) at 55:44  
**ASSIST:** Ruben Dario Hernandez (Millonarios)  
**GAME-WINNING GOAL:** Bruce Murray (U.S.), at 78:34  
**PENALTY KICK:** Tab Ramos (U.S.), saved by Ruben Cousillas of Millonarios

## DOLPHINS 103 STRAIGHT WEEKS AT .500 OR BETTER

Including bye weeks, the Dolphins have been at or above the .500 mark during the regular season for 103 straight weeks dating back to the final week of the 1996 season, the longest current streak in the NFL. No other team can claim to have a streak that precedes the 1999 season. Oakland owns the second-longest current streak, having been at or above the break-even mark for 52 straight weeks, dating back to the final week of the 1999 season.



# PARKING MAP



HOME OF THE MIAMI DOLPHINS  
AND FLORIDA MARLINS

## PRO PLAYER STADIUM DOLPHINS PARKING



# DOLPHINS TRAINING CENTER



On July 11, 1993, the Miami Dolphins officially moved into their brand new training facility at Nova-Southeastern University in Davie, Florida, from their long-time base at St. Thomas University.

The ten million dollar state-of-the-art facility covers 93,452 square feet and incorporates the latest technology and advances that were utilized in the design of other NFL training facilities.

The Dolphins' training center not only houses the team's football operation personnel and the club's administrative staff, but it also serves as the site of the club's preseason training camp and all off-season conditioning programs as well.

The facility includes a large locker room area, sauna and steam rooms, a therapy swimming pool, a cold plunge pool, whirlpools, and one of the largest weight training rooms in the NFL.

In addition to the physical training needs, modern support facilities also were constructed. Those include lounges, conference rooms, equipment rooms, laundry areas, video editing labs, an auditorium that functions as a site for major press conferences as well as for full team and staff meetings, a dance studio for the team's cheerleaders, and the Dolphins Pro Shop, which sells official team merchandise.

Administrative offices, located on the second floor, include the head coaches' office with an adjacent conference room overlooking the practice fields. Offensive and defensive coaches' offices flank these areas. Other office space exists for personnel and administrative staff members.

At the rear of the facility are two full-sized grass football fields, which were constructed utilizing the Prescription Athletic Turf (PAT) system that also is used for the field at Pro Player Stadium. That system incorporates underground pipes and electronic pumps to remove water from the fields when natural drainage is not adequate.

With a primary emphasis to design the complex in a "fan-friendly" manner, a bleacher structure adjacent to the fields was constructed, utilizing elements of Pro Player Stadium itself. When the stadium was revised to accommodate baseball, large sections of seats from the stadium were removed. Those sections were relocated to the Nova facility as part of the new complex. As a result, the bleacher facility at Nova can accommodate 2,500 spectators, including 600 in chair-back seats, for open practice sessions and other special events. The structure also provides fans permanent amenities such as concession areas, a merchandise pro shop, ticket windows, and rest rooms.

## TRAINING CENTER FACTS

Cost .....	\$10 million
Method of Financing .....	\$5 million bond issue \$5 million from Dolphins
Site .....	Nova-Southeastern University 7500 S.W. 30th Street Davie, Florida 33314



Architects .....	Roy D. Smith and Associates
Main Building Addition and Dance Studio Architect .....	Wayne D. Vensel
Contractors .....	Miller and Solomon, Inc.
Distance to Facility From Airport .....	12 miles-Ft. Lauderdale Int'l
Number of Stories of Facility .....	2
Total Acreage .....	9.04 acres
Square Feet of Training Facility .....	68,226 feet
Square Feet of Dance Studio .....	10,226 feet
Square Feet of Bleacher Building .....	15,000 feet
Number of Seats for Fans .....	2,500 (680 chairbacks; 1,820 bench seating)
Square Feet of Weightroom .....	7,500 feet
Square Feet of Locker Room .....	4,600 feet
Number of Lockers .....	84 players, 18 coaches & 29 staff
Square Feet of Player Lounge .....	1,008 feet
Number of Offices for Coaches and Personnel .....	53
Number of Player Meeting Rooms .....	6 and 1 auditorium
Number of Conference Rooms .....	4
Square Feet of Auditorium .....	2,950 feet
Number of Seats in Auditorium .....	90 seats
Square Feet of Media Workroom .....	1,100 feet (includes press room and media interview room)
Work Spaces in Media Workroom .....	25
Number of Whirlpools .....	3 portable, 1 hot pool and 1 cold pool
Gallons in Pool .....	32,912
Gallons in Jacuzzi .....	2,644
Gallons in Cold Water Plunge .....	561
Sauna Capacity .....	10
Steam Room Capacity .....	10
Number of Practice Fields .....	2 (both grass)
Type of Grass for Practice Fields .....	Tifway 419 Bermuda
Type of Drainage System .....	Prescription Athletic Turf-patented (sub-terrain vacuum drainage)
Parking for Players and Coaches .....	120 spaces
Parking for Business and Media .....	43 spaces

## CHRONOLOGY OF MIAMI DOLPHIN TRAINING CENTER SITES

July 5, 1966 - July 15, 1966 .....	St. Petersburg Beach (St. Petersburg, FL)
July 16, 1966 - August 6, 1966 .....	Boca Ciega High School (St. Petersburg, FL)
August 7, 1966 - April 24, 1970 .....	St. Andrew's School (Boca Raton, FL)
April 25, 1970 - July 11, 1970 .....	Indoctrination Camp at Univ. of Miami (Miami, FL)
July 12, 1970 - June 30, 1993 .....	Biscayne College/St. Thomas University (Miami, FL)
July 1, 1993-present .....	Nova-Southeastern University (Davie, FL)

### DOLPHINS POST THREE PLAYOFF SHUTOUTS

The Miami Dolphins recorded a 31-0 win over the San Diego Chargers on January 10, 1993, in an AFC Divisional Playoff game. The Dolphins became just the fifth AFC team since the 1970 merger of the American and National Football Leagues to record a shutout in the playoffs. Amazingly, Miami has recorded three of the seven AFC playoff shutouts by having also earned a 14-0 win over the N.Y. Jets

on January 23, 1983, and a 21-0 win over the Baltimore Colts on January 2, 1972. The only other AFC playoff shutouts were by the New York Jets (41-0 over the Indianapolis Colts on January 4, 2003), Oakland Raiders (27-0 over the Miami Dolphins on January 6, 2001), the San Diego Chargers (17-0 over the Kansas City Chiefs on January 2, 1993) and the Baltimore Colts (17-0 over the Cincinnati Bengals on December 26, 1970).

# WHAT TO LOOK FOR IN 2003

## **MIAMI DOLPHINS . . .**

- Enter the 2003 season having been at or above the .500 mark for 103 straight weeks, dating back to the final week of the 1996 season.

## **TE MARCO BATTAGLIA . . .**

- Enters 2003 having played in 94 league games. With six more he would reach the 100-games-played mark.

## **DT TIM BOWENS . . .**

- Enters the 2003 season having played in 142 regular season games with the Dolphins. With eight more games, he would become the 12th player in team history to reach the 150 games-played plateau.

## **CB TERRELL BUCKLEY . . .**

- Enters 2003 with 45 career interceptions during the regular season, needing five more for 50.

## **DE ROB BURNETT . . .**

- Goes into the 2003 season having appeared in 190 league contests. With ten more he would attain the 200 games-played mark in his career.

## **WR CHRIS CHAMBERS . . .**

- If he leads the Dolphins in receiving yards this year, he would become the first Dolphin to achieve this feat three straight times since O.J. McDuffie did it from 1996-98.

## **WR ORONDE GADSDEN . . .**

- With 223 career receptions is in ninth spot on the club's all-time list. With six more he can equal Jim Jensen (229) for eighth, with 33 more he can tie Bruce Hardy (256) for seventh and with 46 more he would join Duriel Harris (269) for sixth.
- Can extend his streak of having caught a pass in 43 straight league games. With a reception in his next game, he would own the third-longest such streak in club history, surpassing both Mark Duper and Keith Byars (43 each).

## **S SAMMY KNIGHT . . .**

- Enters the 2003 season having played in 94 league games. With six more he would reach the 100-games plateau.
- Can extend his streak of having played in 76 games in a row and started 64 straight.
- Goes into 2003 needing 11 more starts for 100 in his career.

## **CB SAM MADISON . . .**

- Enters the 2003 season with 26 career interceptions, fourth on the Dolphins' all-time list. With three more he would tie Glenn Blackwood (29) for third, with eight more he would equal Dick Anderson (34) for second and with nine more would join Jake Scott (35) for first.
- Enters 2003 having played in 91 regular season games. With nine more he would reach the 100 games-played mark.

## **K OLINDO MARE . . .**

- Enters the 2003 season with 160 career field goals, third on the Dolphins' all-time list. With five more, he would tie Garo Yepremian (165) for second and with 16 more he would equal Pete Stoyanovich (176) for first.
- Enters 2003 with 687 career points, third on the Dolphins' all-time chart. With 87 more he would tie Pete Stoyanovich (774) for second and with 143 more he would join Garo Yepremian (830) for first.
- Enters 2003 having played in 96 regular season games. With four more he would reach the 100 games-played plateau.
- Enters the season having appeared in 96 straight league games.

## **TE ED PERRY . . .**

- Enters 2003 having played in 87 regular season games. With 13 more he would reach the 100 games-played mark.



#### **G TODD PERRY . . .**

- Can extend his streak of having started and played in 80 straight league games.

#### **P MARK ROYALS . . .**

- Enters 2003 with 1,055 career punts, ninth on the NFL's all-time list. With two more he would tie Brian Hansen (1,057) for eighth, with 17 more he would equal Jerrel Wilson (1,072) for seventh, with 28 more he would join John James (1,083) for sixth, with 84 more he would tie Jeff Feagles (1,139) for fifth and with 86 more he would join Rohn Stark (1,141) for fourth.
- Royals enters the season having played in 208 consecutive league contests.

#### **C TIM RUDDY . . .**

- Enters the 2003 season having played in 142 regular season games with the Dolphins. With eight more games, would become the 12th player in team history to reach the 150 games-played plateau.

#### **LB JUNIOR SEAU . . .**

- His first start of 2003 will be the 200th of his NFL career.

#### **DE JASON TAYLOR . . .**

- Has registered 58.0 career sacks, fifth on the team's all-time list. With 1.5 more he would tie Jeff Cross (59.5) for fourth, with six more he would join Vern Den Herder (64.0) for third, with 7.5 more he would equal Doug Betters (65.5) for second, and with 9.5 more he would tie Bill Stanfill (67.5) for first.
- In his career, has recovered 14 opponents' fumbles, tied for third on the team's all-time chart. With three more he would tie Dick Anderson and Bob Baumhower (17 each) for first.
- Enters the season having played in 92 league games. With eight more would reach the 100 games-played mark.
- Enters 2003 having started and played in 50 league games in a row.

#### **LB ZACH THOMAS . . .**

- Enters the 2003 season with 12 career interceptions, second all-time among Dolphins linebackers. With two more he would tie Earnie Rhone (14) for the most interceptions by a Dolphin at this position.

#### **DE JAY WILLIAMS . . .**

- Enters the 2003 season having played in 98 straight league games.

#### **RB RICKY WILLIAMS . . .**

- If he reaches the 1,000-yard rushing mark in 2003, Williams would become just the second Dolphin to have two or more 1,000-yard rushing seasons, joining Larry Csonka, who did it three times (1971-73).
- With ten career 100-yard rushing games, is tied for second on the Dolphins' all-time list. With five more he would tie Larry Csonka (15) for first.

### **DUAL 100-YARD RECEIVING GAMES**

In the 37-year history of the franchise, the Dolphins have had 18 dual 100-yard receiving games, 20 including playoffs. The most frequent duo has been Mark Clayton and Mark Duper, who combined for four dual 100-yard receiving games. Overall, Clayton was part of eight such games while Duper was in seven. The most recent game in which the Dolphins had two receivers surpass the 100-yard mark occurred on November 25, 2001 when Oronde Gadsden accumulated 118 yards on eight receptions and Chris Chambers totaled 101 yards and two scores on five catches against the Bills at Ralph Wilson Stadium. It marked the third time in Gadsden's four-year career that he has been a part of a dual 100-yard receiving game, with the first two occasions coming in 1999.

# DOLPHINS ARE BEST

Since the 1970 merger of the National and American Football Leagues, the Miami Dolphins are the winningest team in professional football. The Dolphins, who own a regular season record of 324-178-2 (.645) and an overall mark of 344-197-2 (.635), have the best regular-season and overall winning percentage of any NFL team during that span.

TEAM	REGULAR SEASON				OVERALL			
	W	L	T	PCT.	W	L	T	PCT.
1. <b>MIAMI</b>	<b>324</b>	<b>178</b>	<b>2</b>	<b>.645</b>	<b>344</b>	<b>197</b>	<b>2</b>	<b>.635</b>
2. San Francisco	305	196	3	.608	330	212	3	.6083
Oakland	304	194	6	.609	326	209	6	.6081
4. Dallas	300	204	0	.595	331	221	0	.600
5. Pittsburgh	301	201	2	.599	323	217	2	.596
6. Denver	290	208	6	.581	306	220	6	.5808
Washington	290	212	2	.577	309	223	2	.5805
8. Minnesota	293	209	2	.583	308	230	2	.572
9. St. Louis	273	227	4	.546	288	243	4	.542
10. Jacksonville	68	60	0	.531	72	64	0	.529
11. Green Bay	248	248	8	.500	259	257	8	.502
12. Baltimore	53	58	1	.478	58	59	1	.496
13. Kansas City	249	248	7	.501	252	257	7	.495
14. Philadelphia	246	251	7	.495	255	264	7	.491
15. N.Y. Giants	243	258	3	.485	255	266	3	.490
16. Chicago	247	256	1	.491	254	266	1	.489
17. Buffalo	242	260	2	.482	254	273	2	.482
18. Tennessee	241	261	2	.481	252	274	2	.479
19. New England	237	267	0	.470	246	276	0	.471
20. Cleveland	215	238	3	.475	219	249	3	.468
21. Seattle	195	225	0	.464	198	230	0	.463
22. San Diego	218	281	5	.438	224	288	5	.438
23. Cincinnati	219	285	0	.435	224	292	0	.4341
Detroit	220	280	4	.441	221	289	4	.4339
25. New York Jets	219	283	2	.437	224	291	2	.4352
Indianapolis	219	283	2	.437	225	293	2	.4346
27. Atlanta	209	290	5	.420	214	297	5	.420
28. Carolina	53	75	0	.414	54	76	0	.412
29. New Orleans	206	294	4	.413	207	299	4	.410
30. Arizona	204	294	6	.411	205	298	6	.409
31. Tampa Bay	160	259	1	.382	166	266	1	.385
32. Houston	4	12	0	.250	4	12	0	.250

Since 1970, the Miami Dolphins own the second-best regular-season winning percentage of any team in the four major professional sports (minimum ten seasons played). Miami's regular-season winning percentage of .645 (324-178-2) is second only to the Los Angeles Lakers' percentage of .653 (1,746-928) among the combined 115 teams from the National Football League, Major League Baseball, the National Hockey League and the National Basketball Association.

TEAM	SPORT	W	L	T	PCT.
1. Los Angeles Lakers	Basketball	1746	928	0	.653
2. <b>MIAMI DOLPHINS</b>	<b>FOOTBALL</b>	<b>324</b>	<b>178</b>	<b>2</b>	<b>.645</b>
3. Oakland Raiders	Football	304	194	6	.609
4. San Francisco 49ers	Football	305	196	3	.608
5. Montreal Canadiens	Hockey	1393	851	377	.603
6. Pittsburgh Steelers	Football	301	201	2	.599
7. Boston Bruins	Hockey	1392	880	343	.598
8. Dallas Cowboys	Football	300	204	0	.595
9. Philadelphia Flyers	Hockey	1360	875	384	.593
10. Boston Celtics	Basketball	1576	1098	0	.589
11. Minnesota Vikings	Football	293	209	2	.583



TEAM	SPORT	W	L	T	PCT.
12. Denver Broncos	Football	290	208	6	.581
13. Washington Redskins	Football	290	212	2	.577
14. San Antonio Spurs	Basketball	1256	926	0	.576
15. Phoenix Suns	Basketball	1498	1176	0	.560
16. Seattle SuperSonics	Basketball	1481	1193	0	.554
17. New York Yankees	Baseball	2882	2322	0	.554
18. Portland Trailblazers	Basketball	1467	1207	0	.549
19. Milwaukee Bucks	Basketball	1462	1212	0	.547
20. St. Louis Rams	Football	273	227	4	.546
21. Utah Jazz	Basketball	1279	1067	0	.545
22. Buffalo Sabres	Hockey	1220	1001	402	.542
23. Edmonton Oilers	Hockey	904	754	250	.539
24. Los Angeles Dodgers	Baseball	2796	2421	0	.536
25. Boston Red Sox	Baseball	2790	2422	0	.535

Football and baseball records are through the end of the 2002 season.  
Hockey and basketball records are through the end of the 2002-03 seasons.

## DOLPHINS = WINNERS

### Best Record Since NFL-AFL Merger (regular season, 1970-2002)

1. <b>MIAMI</b> .....	<b>324</b>	<b>178</b>	<b>2</b>	<b>.645</b>
2. Oakland .....	304	194	6	.609
3. San Francisco .....	305	196	3	.608
4. Pittsburgh .....	301	201	2	.599
5. Dallas .....	300	204	0	.595

### Best Record in the '00s (regular season)

1. Philadelphia .....	34	14	0	.708
2. Green Bay .....	33	15	0	.688
Oakland .....	33	15	0	.688
4. Pittsburgh .....	32	15	1	.677
5. <b>MIAMI</b> .....	<b>31</b>	<b>17</b>	<b>0</b>	<b>.646</b>
Tennessee .....	31	17	0	.646
St. Louis .....	31	17	0	.646

### Best Record in the '90s (regular season)

1. San Francisco .....	113	47	0	.706
2. Buffalo .....	103	57	0	.644
3. Kansas City .....	102	58	0	.638
4. Dallas .....	101	59	0	.631
5. <b>MIAMI</b> .....	<b>95</b>	<b>65</b>	<b>0</b>	<b>.594</b>
Minnesota .....	95	65	0	.594

### Best Record in the '80s (regular season)

1. San Francisco .....	104	47	1	.688
2. Washington .....	97	55	0	.638
3. <b>MIAMI</b> .....	<b>94</b>	<b>57</b>	<b>1</b>	<b>.622</b>
4. Denver .....	93	58	1	.615
5. Chicago .....	92	60	0	.605

### Best Record in the '70s (regular season)

1. Dallas .....	105	39	0	.729
2. <b>MIAMI</b> .....	<b>104</b>	<b>39</b>	<b>1</b>	<b>.726</b>
3. Oakland .....	100	38	6	.715
4. St. Louis .....	99	42	3	.698
5. Minnesota .....	99	43	2	.694

### Average Points Scored Per Game Since NFL-AFL Merger (regular season, 1970-2002)

1. San Francisco .....	24.8
2. <b>MIAMI</b> .....	<b>23.9</b>
3. Oakland .....	23.4
4. St. Louis .....	23.3
5. Denver .....	23.0

### Average Points Allowed Per Game Since NFL-AFL Merger (regular season, 1970-2002)

1. Pittsburgh .....	18.6
2. <b>MIAMI</b> .....	<b>19.1</b>
3. Dallas .....	19.4
4. San Francisco .....	19.6
5. Oakland .....	19.7

### Most Seasons With 10 Or More Wins Since NFL-AFL Merger (1970-2002)

1. Dallas .....	20
San Francisco .....	20
3. <b>MIAMI</b> .....	<b>19</b>
4. St. Louis .....	15
Pittsburgh .....	15

### Most Seasons With a Winning Record Since NFL-AFL Merger (1970-2002)

1. <b>MIAMI</b> .....	<b>26</b>
2. Pittsburgh .....	24
3. Dallas .....	23
San Francisco .....	23
5. Minnesota .....	22
Oakland .....	22

### Most Division Championships Since NFL-AFL Merger (1970-2002)

1. San Francisco .....	17
2. Pittsburgh .....	16
3. Dallas .....	15
4. Minnesota .....	14
5. <b>MIAMI</b> .....	<b>12</b>
Oakland .....	12

### Most Playoff Appearances Since NFL-AFL Merger (1970-2002)

1. Dallas .....	22
2. <b>MIAMI</b> .....	<b>21</b>
Minnesota .....	21
San Francisco .....	21
5. Pittsburgh .....	20

### Most Wins On Monday Night Football Since NFL-AFL Merger (1970-2002)

1. <b>MIAMI</b> .....	<b>37</b>
2. Oakland .....	36
San Francisco .....	36
4. Dallas .....	35
5. Pittsburgh .....	31



**Best Home Record Since NFL-AFL Merger**  
(regular season, 1970-2002)

1. <b>MIAMI</b> .....	<b>187</b>	<b>63</b>	<b>1</b>	<b>.747</b>
2. Pittsburgh .....	181	70	0	.720
3. Denver .....	178	71	4	.711
4. Dallas .....	172	78	0	.688
5. Minnesota .....	171	81	2	.677

**Best Road Record Since NFL-AFL Merger**  
(regular season, 1970-2002)

1. San Francisco .....	144	106	1	.576
2. Oakland .....	137	111	4	.552
3. <b>MIAMI</b> .....	<b>137</b>	<b>115</b>	<b>1</b>	<b>.543</b>
4. Dallas .....	125	127	0	.496
5. St. Louis .....	124	128	2	.492

**Best Record Within the AFC East Since NFL-AFL Merger**  
(regular season, 1970-2001)

1. <b>MIAMI</b> .....	<b>161</b>	<b>99</b>	<b>1</b>	<b>.619</b>
2. Buffalo .....	123	134	1	.479
3. New England .....	128	130	0	.496
4. N.Y. Jets .....	119	138	1	.463

**Best Interconference Record Since NFL-AFL Merger**  
(regular season, 1970-2002)

1. <b>MIAMI</b> .....	<b>80</b>	<b>37</b>	<b>0</b>	<b>.684</b>
2. Oakland .....	80	43	1	.649
3. San Francisco .....	74	49	0	.602
4. Pittsburgh .....	67	48	1	.582
5. Dallas .....	67	49	0	.578

**Best Record in December Since NFL-AFL Merger**  
(regular season, 1970-2002)

1. San Francisco .....	77	45	0	.631
2. Washington .....	73	44	0	.624
3. <b>MIAMI</b> .....	<b>74</b>	<b>47</b>	<b>0</b>	<b>.612</b>
4. Oakland .....	70	47	0	.598
5. Green Bay .....	69	51	1	.574

## DOLPHINS NAME

Mariners, Marauders, Mustangs, Missiles, Moons, Sharks, Suns. None of those other names suggested to the American Football League expansion franchise in 1965 could raise a fin to the runaway winner.

"Dolphins" was submitted by 622 entrants in a contest which attracted 19,843 entries and more than a thousand different names. The dozen finalists were delivered to a seven-member screening committee of local media.

The bottlenose dolphin, an intelligent creature with an irresistible built-in grin, has inspired wonder for centuries. Plutarch observed 1,900 years ago that the dolphin "is the only creature who loves man for his own sake." Every trainer will have a tale of the dolphin's cleverness and ingenuity, and scientists are fascinated by a dolphin's natural equipment which far surpasses the range of Navy sonar equipment.

"The dolphin is one of the fastest and smartest creatures of the sea," Joe Robbie said in announcing the team name on October 8, 1965. "Dolphins can attack and kill a shark or a whale. Sailors say bad luck will come to anyone who harms one of them."

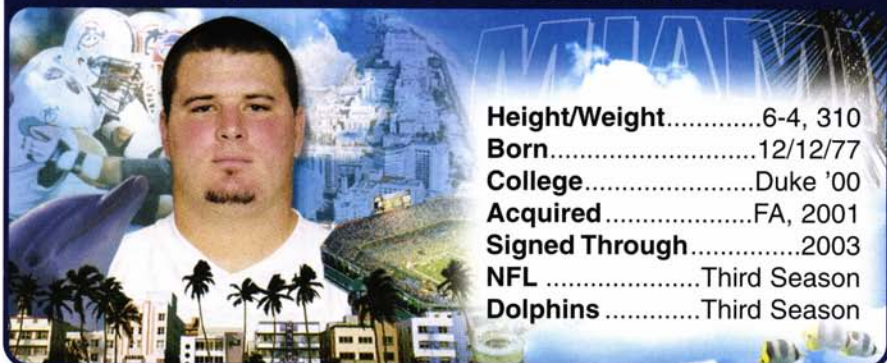
Mrs. Robert Swanson of West Miami won two lifetime passes to Dolphins games with her nickname entry. The tiebreaker was picking the winner and score of the 1965 game between the University of Miami and Notre Dame. It ended in a scoreless tie.

# 2003 MIAMI DOLPHINS





## Troy Andrew • 65 • Center/Guard



Height/Weight.....6-4, 310  
Born.....12/12/77  
College.....Duke '00  
Acquired.....FA, 2001  
Signed Through.....2003  
NFL.....Third Season  
Dolphins.....Third Season

### PRO CAREER

**2002** — Was waived by the Dolphins on September 9 after being declared inactive for opener vs. Detroit (9/8) . . . Was claimed by Houston and then waived by the Texans on September 14 . . . Signed to the Dolphins' practiced squad on September 17 and spent the next 12 games there before being signed to the 53-man roster on December 17 following season-ending Achilles injury to G Jamie Nails . . . Was inactive for each of the final two games . . . Was allocated to NFL Europe League during the spring of 2003 where he played with the F.C. Barcelona Dragons and started all ten games at left guard . . . Was an All-League selection.

**2001** — Was the only undrafted rookie free agent to appear on Miami's opening day roster . . . Played in eight regular season games, all in a reserve role . . . Was inactive for eight contests . . . Also saw action in Dolphins' First-Round Playoff game vs. Baltimore (1/13/02) . . . Was inactive for each of the first four games of the year . . . Made NFL debut at N.Y. Jets (10/14) . . . Was inactive for the next four matchups . . . Saw extensive action at left guard in Dolphins' 34-27 win at Buffalo (11/25), as he replaced an injured Mark Dixon (fractured right fibula) in the first quarter . . . Played in a reserve capacity in the final eight games of the year . . . Played in a reserve role in First-Round Playoff game vs. Baltimore (1/13/02).

Troy spent the summer of 2000 working for the Durham (N.C.) County Sheriff's Department



### COLLEGE

Was a four-year letterman (1997-00) at Duke . . . Appeared in 44 games during his career, including starts at center in each of his final 33 contests, covering a three-year span . . . Served as offensive co-captain in his senior season . . . Selected to play in the Hula Bowl following his senior season . . . Redshirted in 1996 . . . Earned degree in sociology.

### PERSONAL

Married to Kelly . . . Was a first-team All-Greater Houston choice as a senior at Klein (Texas) High School . . . Also lettered on the school's basketball and track (shot put) teams . . . Performed missionary work while in high school . . . Spent the summer of 2000 working for the Durham (N.C.) County Sheriff's Department . . . Has assisted in building houses for Habitat for Humanity . . . Took part in the Miami Dolphins Fishing Tournament benefiting the Cystic Fibrosis Foundation . . . Enjoys reading and four wheeling in spare time . . . Lists "Die Hard" as favorite movie, "The West Wing" as favorite television show, "Hell's Angels" by Hunter S. Thompson as favorite book and Tim McGraw as favorite recording artist . . . Full name is Troy Warden Andrew, born December 12, 1977 in Tamuning, Guam.

## TROY ANDREW'S NFL REGULAR SEASON STATISTICS

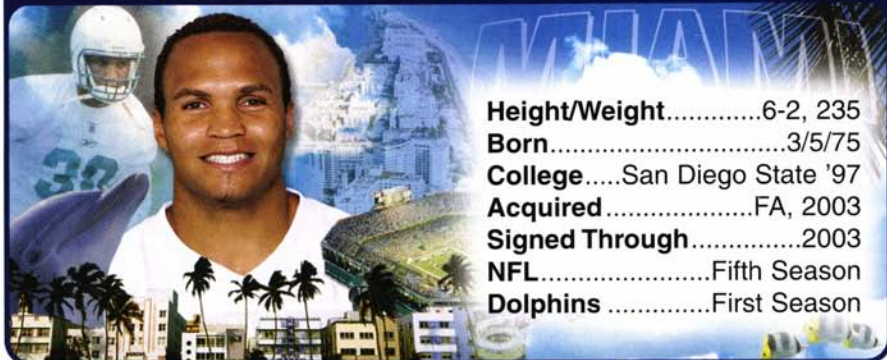
GAMES/STARTS: 2001: 8/0, 2002: 0/0

2-YEAR TOTALS: 8/0

## TROY ANDREW'S NFL PLAYOFF STATISTICS

GAMES/STARTS: 2001: 1/0

## Obafemi Ayanbadejo • 30 • Fullback



Height/Weight.....6-2, 235  
Born.....3/5/75  
College.....San Diego State '97  
Acquired.....FA, 2003  
Signed Through.....2003  
NFL.....Fifth Season  
Dolphins .....First Season

## PRO CAREER

**2002** — Signed with the Dolphins as a free agent on January 15, 2003 . . . Went to training camp with the Dolphins in 2002 after signing with the team on July 25 . . . Was released on September 1 . . . Became a free agent earlier in the offseason when the Ravens did not tender him a qualifying offer as a restricted free agent . . . In four preseason games with Miami last year, rushed for 28 yards and a touchdown on four carries and caught four passes for 41 yards.

**2001** — Played in all 16 regular season games, including five starts, with the Ravens . . . Was fourth on the team with 173 yards rushing and a touchdown on 46 attempts and caught 24 passes for 121 yards and a touchdown . . . Added eight tackles on special teams . . . Reception total was fifth on the team and first among non-wide receivers . . . Rushed for a career-high 48 yards on nine carries at Cleveland (10/21) . . . Rushing total that day led the team . . . Also had five receptions for 20 yards . . . Scored on a nine-yard run in a 39-27 victory over Indianapolis (12/2) . . . Added four receptions for a season-high 40 yards that day, including a season-long 18-yard reception and a five-yard scoring catch from Elvis Grbac . . . Rushed for 22 yards on just three attempts, including a career-long 17-yard run, vs. Pittsburgh (12/16) . . . Appeared in both playoff games in a reserve role . . . Rushed for eight yards on two carries and caught one pass for seven yards . . . Posted five special teams tackles.

**2000** — Played in eight games, starting four of them for Baltimore . . . Rushed for 37 yards and a touchdown on 15 attempts and caught 23 passes for 168 yards and one score . . . Contributed three tackles on special teams . . . Missed eight of the final nine games of the year with a turf toe injury which he re-aggravated at Tennessee (11/12) . . . Was inactive for five of those contests, was placed on injured reserve on November 28 where he spent the final three regular season games and all four of the Ravens' playoff contests . . . Initial touchdown reception of his NFL career came on a five-yard pass from Tony Banks in the Ravens' 39-36 win vs. Jacksonville (9/10) . . . Tallied career-high receiving numbers that day with seven receptions for 53 yards . . . Totaled four receptions for 49 yards, including a career-long 26-

## F I N S F A C T

Obafemi, which means "God Loves Me", was given his name by his Nigerian father and Irish mother.





yard catch, at Miami (9/17) . . . Had first career rushing touchdown, which came on a one-yard run, vs. Cincinnati (9/24).

**1999** – Began the season with the Vikings . . . Played in a reserve role in each of the first two games of the year before being waived on September 21 . . . Recorded one special teams tackle with the Vikings . . . Was signed by Baltimore on September 27 . . . With the Ravens, played in 12 games, all in a reserve role . . . Had one reception for two yards . . . Was third on club with 19 special teams tackles.

**1998** – Was in camp with Minnesota . . . Was waived on August 24 and signed to the practice squad on August 31 . . . Spent the first 12 games of the season there before being activated to Minnesota's 53-man squad on December 1 . . . In his three games on the 53-man roster, was inactive for two games and saw action as a reserve in one (at Baltimore, 12/13) . . . Was waived on December 23 and re-signed to the practice squad on December 24 where he spent the regular season finale and each of Minnesota's two playoff games.

**1997** – Went to training camp with Minnesota as an undrafted rookie free agent . . . Was waived by the Vikings on August 18.

## COLLEGE

Played his final two collegiate seasons (1995-96) at San Diego State after transferring from Cabrillo Junior College, where he also played two seasons . . . Played tight end and on special teams for the Aztecs . . . In his final season of junior college (1994), caught 34 passes for 465 yards and ten touchdowns and was a first-team All-Coast selection . . . Majored in journalism.

## PERSONAL

Single . . . Attended Santa Cruz (Calif.) High School where he played just one year of football . . . Was an academic honor roll winner in high school . . . Was very active in the community during his tenure in Baltimore, was a frequent speaker to youth groups at area schools and hospitals . . . Younger brother, Brendon, is also in training camp with the Dolphins this year . . . If both make the team, they would become just the second set of brothers to play for the Dolphins in the regular season, joining the Blackwood brothers, who included Glenn (1979-87) and Lyle (1981-86), both of whom played safety . . . Goes by the nickname "Femi" . . . His Nigerian father and Irish mother gave him the name Obafemi, meaning "God Loves me" . . . Born in Chicago, he and his family moved to Lagos, Nigeria when he was two years old and lived there for nearly three years before returning to the United States . . . Name is pronounced oh-buh-FEM-me, eye-an-buh-DAY-joe . . . Born March 5, 1975 in Chicago, Ill.

### OBAFEMI AYANBADEJO'S NFL REGULAR SEASON STATISTICS

YEAR	TEAM	G-S	ATT.	RUSHING				RECEIVING			
				YDS.	AVG.	LG	TD	NO.	YDS.	LG	TD
1998	Minnesota	1-0	0	0	0.0	0	0	0	0	0	0
1999	Minnesota	2-0	0	0	0.0	0	0	0	0	0	0
	Baltimore	12-0	0	0	0.0	0	0	1	2	2	0
2000	Baltimore	8-4	15	37	2.5	8	1	23	168	26	1
2001	Baltimore	16-5	46	173	3.8	17	1	24	121	18	1
<b>4-YEAR TOTALS</b>		<b>39-9</b>	<b>61</b>	<b>210</b>	<b>3.4</b>	<b>17</b>	<b>2</b>	<b>48</b>	<b>291</b>	<b>26</b>	<b>2</b>

### OBAFEMI AYANBADEJO'S NFL PLAYOFF STATISTICS

YEAR	TEAM	G-S	ATT.	RUSHING				RECEIVING			
				YDS.	AVG.	LG	TD	NO.	YDS.	LG	TD
2001	Baltimore	2-0	2	8	4.0	5	0	1	7	7	0

## ADDITIONAL STATS

**Special Teams Tackles:** 20 in 1999, 3 in 2000, 8 in 2001 for total of 31 (P-5)

### SINGLE-GAME HIGHS

**Most Rushing Yards:** 48 at Cleveland, 10/21/01  
**Most Rushing Attempts:** 9 at Cleveland, 10/21/01  
**Most Rushing TDs:** 1, two times (last: vs. Indianapolis, 12/2/01)  
**Longest Run:** 17 vs. Pittsburgh, 12/16/01  
**Most Receptions:** 7 vs. Jacksonville, 9/10/00  
**Most Receiving Yards:** 53 vs. Jacksonville, 9/10/00  
**Most Receiving TDs:** 1, two times (last: vs. Indianapolis, 12/2/01)  
**Longest Reception:** 26 at Miami, 9/17/00  
**Most Total TDs:** 2 vs. Indianapolis, 12/2/01

### 1999 GAME-BY-GAME STATISTICS (Baltimore)

DATE	OPPONENT	P/S	RUSHING				RECEIVING				W/L	SCORE
			ATT.	YDS.	LG	TD	NO.	YDS.	LG	TD		
11/14	at Jacksonville	P	0	0	0	0	1	2	2	0	L	3-6
1999	TOTALS	12/0	0	0	0	0	1	2	2	0	8-8	

### 2000 GAME-BY-GAME STATISTICS (Baltimore)

DATE	OPPONENT	P/S	RUSHING				RECEIVING				W/L	SCORE
			ATT.	YDS.	LG	TD	NO.	YDS.	LG	TD		
9/3	at Pittsburgh	S	2	0	7	0	2	10	7	0	W	23-0
9/10	JACKSONVILLE	P	0	0	0	0	7	53	12	1	W	7-13
9/17	at Miami	P	1	6	6	0	4	49	26	0	L	19-6
9/24	CINCINNATI	S	4	9	8	1	3	22	14	0	W	10-3
10/1	at Cleveland	P	2	8	4	0	2	14	9	0	W	31-16
10/8	at Jacksonville	S	2	8	6	0	4	17	13	0	W	22-13
10/15	at Washington	S	1	4	4	0	1	3	3	0	L	37-40*
11/12	at Tennessee	P	3	2	2	0	0	0	0	0	W	3-20
2000	TOTALS	8-4	15	37	8	1	23	168	26	1	12-4	

### 2001 GAME-BY-GAME STATISTICS (Baltimore)

DATE	OPPONENT	P/S	RUSHING				RECEIVING				W/L	SCORE
			ATT.	YDS.	LG	TD	NO.	YDS.	LG	TD		
9/9	CHICAGO	S	2	2	2	0	2	13	15	0	W	17-6
9/23	at Cincinnati	P	2	3	2	0	2	11	8	0	L	10-21
9/30	at Denver	P	4	12	6	0	1	5	5	0	W	20-13
10/7	TENNESSEE	P	2	17	9	0	0	0	0	0	W	26-7
10/14	at Green Bay	P	2	9	10	0	0	0	0	0	L	23-31
10/21	at Cleveland	S	9	48	15	0	5	20	7	0	L	14-24
10/28	JACKSONVILLE	P	6	24	10	0	2	0	7	0	W	18-17
11/4	at Pittsburgh	S	5	2	4	0	4	27	9	0	W	13-10
11/12	at Tennessee	P	6	10	3	0	1	-5	-5	0	W	16-10
11/18	CLEVELAND	P	0	0	0	0	1	2	2	0	L	17-27
11/25	at Jacksonville	P	0	0	0	0	0	0	0	0	W	24-21
12/2	INDIANAPOLIS	S	3	9	9t	1	4	40	18	1	W	39-27
12/16	PITTSBURGH	P	3	22	17	0	1	5	5	0	L	21-26
12/23	CINCINNATI	S	1	7	7	0	1	3	3	0	W	16-0
12/29	at Tampa Bay	P	0	0	0	0	0	0	0	0	L	10-22
1/7/02	MINNESOTA	P	1	8	8	0	0	0	0	0	W	19-3
1/13/02	at Miami#	P	2	8	5	0	1	7	7	0	W	20-3
1/20/02	at Pittsburgh#	P	0	0	0	0	0	0	0	0	L	10-27
2001	TOTALS	16-5	46	173	17	1	24	121	18	1	10-6	
	PLAYOFF TOTALS	0-0	2	8	5	0	1	7	7	0	1-1	

\* - overtime # - playoff game



# OBAFEMI AYANBADEJO'S RUSHING BREAKDOWN

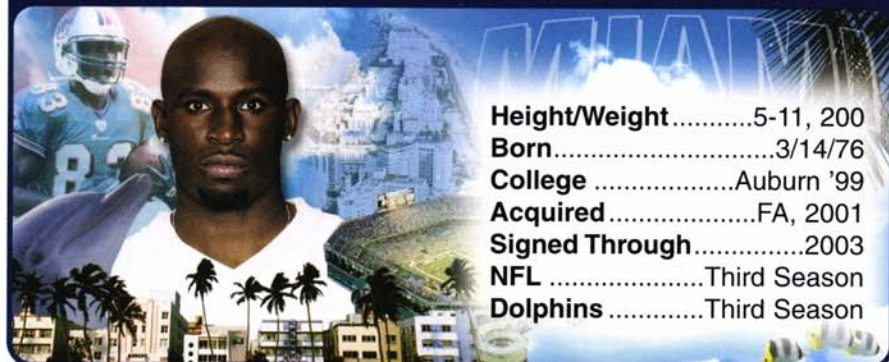
	2002						CAREER					
	G	NO	YDS	AVG	LG	TD	G	NO	YDS	AVG	LG	TD
Buffalo	-	-	-	-	-	-	1	0	0	0.0	0	0
Miami	-	-	-	-	-	-	1	1	6	6.0	6	0
New England	-	-	-	-	-	-	1	0	0	0.0	0	0
N.Y. Jets	-	-	-	-	-	-	-	-	-	-	-	-
<b>AFC East</b>	-	-	-	-	-	-	3	1	6	6.0	6	0
Baltimore	-	-	-	-	-	-	1	0	0	0.0	0	0
Cincinnati	-	-	-	-	-	-	5	7	19	2.7	8	1
Cleveland	-	-	-	-	-	-	4	11	56	5.1	15	0
Pittsburgh	-	-	-	-	-	-	4	10	24	2.4	17	0
<b>AFC Central</b>	-	-	-	-	-	-	14	28	99	3.5	17	1
Houston	-	-	-	-	-	-	-	-	-	-	-	-
Indianapolis	-	-	-	-	-	-	1	3	9	3.0	9	1
Jacksonville	-	-	-	-	-	-	6	8	32	4.0	10	0
Tennessee	-	-	-	-	-	-	5	11	29	2.6	9	0
<b>AFC South</b>	-	-	-	-	-	-	12	22	70	3.2	10	1
Denver	-	-	-	-	-	-	1	4	12	3.0	6	0
Kansas City	-	-	-	-	-	-	-	-	-	-	-	-
Oakland	-	-	-	-	-	-	1	0	0	0.0	0	0
San Diego	-	-	-	-	-	-	-	-	-	-	-	-
<b>AFC West</b>	-	-	-	-	-	-	2	4	12	3.0	6	0
<b>AFC Total</b>	-	-	-	-	-	-	31	55	187	3.4	17	2
Dallas	-	-	-	-	-	-	-	-	-	-	-	-
N.Y. Giants	-	-	-	-	-	-	-	-	-	-	-	-
Philadelphia	-	-	-	-	-	-	-	-	-	-	-	-
Washington	-	-	-	-	-	-	1	1	4	4.0	4	0
<b>NFC East</b>	-	-	-	-	-	-	1	1	4	4.0	4	0
Chicago	-	-	-	-	-	-	1	2	2	1.0	2	0
Detroit	-	-	-	-	-	-	-	-	-	-	-	-
Green Bay	-	-	-	-	-	-	1	2	9	4.5	10	0
Minnesota	-	-	-	-	-	-	1	1	8	8.0	8	0
<b>NFC Central</b>	-	-	-	-	-	-	3	5	19	3.8	10	0
Atlanta	-	-	-	-	-	-	2	0	0	0.0	0	0
Carolina	-	-	-	-	-	-	-	-	-	-	-	-
New Orleans	-	-	-	-	-	-	1	0	0	0.0	0	0
Tampa Bay	-	-	-	-	-	-	1	0	0	0.0	0	0
<b>NFC South</b>	-	-	-	-	-	-	4	0	0	0.0	0	0
Arizona	-	-	-	-	-	-	-	-	-	-	-	-
St. Louis	-	-	-	-	-	-	-	-	-	-	-	-
San Francisco	-	-	-	-	-	-	-	-	-	-	-	-
Seattle	-	-	-	-	-	-	-	-	-	-	-	-
<b>NFC West</b>	-	-	-	-	-	-	-	-	-	-	-	-
<b>NFC Total</b>	-	-	-	-	-	-	8	6	23	3.8	10	0
Home	-	-	-	-	-	-	16	22	98	4.5	17	2
Road	-	-	-	-	-	-	23	39	112	2.9	15	0
1st Down	-	-	-	-	-	-	-	-	-	-	-	-
2nd Down	-	-	-	-	-	-	-	-	-	-	-	-
3rd Down	-	-	-	-	-	-	-	-	-	-	-	-
4th Down	-	-	-	-	-	-	-	-	-	-	-	-
1st Half	-	-	-	-	-	-	-	-	-	-	-	-
2nd Half	-	-	-	-	-	-	-	-	-	-	-	-
Overtime	-	-	-	-	-	-	-	-	-	-	-	-
Grass	-	-	-	-	-	-	32	54	208	3.9	17	2
Turf	-	-	-	-	-	-	7	7	2	0.3	7	0
Aug./Sept.	-	-	-	-	-	-	9	15	32	2.1	8	1
October	-	-	-	-	-	-	10	24	118	1.9	15	0
November	-	-	-	-	-	-	9	14	14	1.0	4	0
Dec./Jan.	-	-	-	-	-	-	11	8	46	5.8	17	1
Games 1-8	-	-	-	-	-	-	21	44	152	3.5	15	1
Games 9-16	-	-	-	-	-	-	18	17	58	3.4	17	1
Wins	-	-	-	-	-	-	25	43	118	2.7	10	2
Losses	-	-	-	-	-	-	14	18	92	5.1	17	0
Ties	-	-	-	-	-	-	-	-	-	-	-	-

# OBAFEMI AYANBADEJO'S RECEIVING BREAKDOWN

	2002						CAREER					
	G	NO	YDS	AVG	LG	TD	G	NO	YDS	AVG	LG	TD
Buffalo	-	-	-	-	-	-	1	0	0	0.0	0	0
Miami	-	-	-	-	-	-	1	4	49	12.3	26	0
New England	-	-	-	-	-	-	1	0	0	0.0	0	0
N.Y. Jets	-	-	-	-	-	-	-	-	-	-	-	-
<b>AFC East</b>	-	-	-	-	-	-	3	4	49	12.3	26	0
Baltimore	-	-	-	-	-	-	1	0	0	0.0	0	0
Cincinnati	-	-	-	-	-	-	5	6	36	6.0	14	0
Cleveland	-	-	-	-	-	-	4	8	36	4.5	9	0
Pittsburgh	-	-	-	-	-	-	4	7	42	6.0	9	0
<b>AFC Central</b>	-	-	-	-	-	-	14	21	114	5.4	14	0
Houston	-	-	-	-	-	-	-	-	-	-	-	-
Indianapolis	-	-	-	-	-	-	1	4	40	10.0	18	1
Jacksonville	-	-	-	-	-	-	6	14	72	5.1	13	1
Tennessee	-	-	-	-	-	-	5	1	-5	-5.0	-5	0
<b>AFC South</b>	-	-	-	-	-	-	12	19	107	5.6	18	2
Denver	-	-	-	-	-	-	1	1	5	5.0	5	0
Kansas City	-	-	-	-	-	-	-	-	-	-	-	-
Oakland	-	-	-	-	-	-	1	0	0	0.0	0	0
San Diego	-	-	-	-	-	-	-	-	-	-	-	-
<b>AFC West</b>	-	-	-	-	-	-	2	1	5	5.0	5	0
<b>AFC Total</b>	-	-	-	-	-	-	31	45	275	6.1	26	2
Dallas	-	-	-	-	-	-	-	-	-	-	-	-
N.Y. Giants	-	-	-	-	-	-	-	-	-	-	-	-
Philadelphia	-	-	-	-	-	-	-	-	-	-	-	-
Washington	-	-	-	-	-	-	1	1	3	3.0	3	0
<b>NFC East</b>	-	-	-	-	-	-	1	1	3	3.0	3	0
Chicago	-	-	-	-	-	-	1	2	13	6.5	15	0
Detroit	-	-	-	-	-	-	-	-	-	-	-	-
Green Bay	-	-	-	-	-	-	1	0	0	0.0	0	0
Minnesota	-	-	-	-	-	-	1	0	0	0.0	0	0
<b>NFC Central</b>	-	-	-	-	-	-	3	2	13	6.5	15	0
Atlanta	-	-	-	-	-	-	2	0	0	0.0	0	0
Carolina	-	-	-	-	-	-	-	-	-	-	-	-
New Orleans	-	-	-	-	-	-	1	0	0	0.0	0	0
Tampa Bay	-	-	-	-	-	-	1	0	0	0.0	0	0
<b>NFC South</b>	-	-	-	-	-	-	4	0	0	0.0	0	0
Arizona	-	-	-	-	-	-	-	-	-	-	-	-
St. Louis	-	-	-	-	-	-	-	-	-	-	-	-
San Francisco	-	-	-	-	-	-	-	-	-	-	-	-
Seattle	-	-	-	-	-	-	-	-	-	-	-	-
<b>NFC West</b>	-	-	-	-	-	-	-	-	-	-	-	-
<b>NFC Total</b>	-	-	-	-	-	-	8	3	16	5.3	15	0
Home	-	-	-	-	-	-	16	21	138	6.6	18	2
Road	-	-	-	-	-	-	23	27	153	5.7	26	0
1st Down	-	-	-	-	-	-	-	-	-	-	-	-
2nd Down	-	-	-	-	-	-	-	-	-	-	-	-
3rd Down	-	-	-	-	-	-	-	-	-	-	-	-
4th Down	-	-	-	-	-	-	-	-	-	-	-	-
1st Half	-	-	-	-	-	-	-	-	-	-	-	-
2nd Half	-	-	-	-	-	-	-	-	-	-	-	-
Overtime	-	-	-	-	-	-	-	-	-	-	-	-
Grass	-	-	-	-	-	-	32	42	254	6.0	26	2
Turf	-	-	-	-	-	-	7	6	37	6.2	9	0
Aug./Sept.	-	-	-	-	-	-	9	21	163	7.8	26	1
October	-	-	-	-	-	-	10	14	54	3.9	13	0
November	-	-	-	-	-	-	9	7	26	3.7	9	0
Dec./Jan.	-	-	-	-	-	-	11	6	48	8.0	18	1
Games 1-8	-	-	-	-	-	-	21	39	244	6.3	26	1
Games 9-16	-	-	-	-	-	-	18	9	47	5.2	18	1
Wins	-	-	-	-	-	-	25	33	199	6.0	18	2
Losses	-	-	-	-	-	-	14	15	92	6.1	26	0
Ties	-	-	-	-	-	-	-	-	-	-	-	-



## Robert Baker • 83 • Wide Receiver



**Height/Weight** ..... 5-11, 200  
**Born** ..... 3/14/76  
**College** ..... Auburn '99  
**Acquired** ..... FA, 2001  
**Signed Through** ..... 2003  
**NFL** ..... Third Season  
**Dolphins** ..... Third Season

### PRO CAREER

**2002** – Played in ten games, was inactive for two . . . Caught one pass for 17 yards . . . Fielded seven punts for a 7.9-yard average . . . Added five tackles on special teams . . . Was waived by the Dolphins on August 30, 2002 before being re-signed to the 53-man roster on October 1 following season-ending knee injury to Albert Johnson . . . Was inactive for each of his first two games . . . Made his NFL regular season debut in a reserve role vs. Buffalo (10/20) . . . Returned two punts for a 13.0-yard average, including a season-long return of 21 yards, vs. Baltimore (11/17) . . . First NFL reception came the following week, on a 17-yard catch from Ray Lucas in win over San Diego (11/24) . . . Underwent arthroscopic surgery prior to the season, on May 3, 2002, for loose body removal, scar tissue removal and a small lateral meniscal tear in his right knee . . . Dolphins Chief Team Physician Dr. George Caldwell performed the surgery at Holy Cross Hospital in Fort Lauderdale . . . Was allocated to the NFL Europe League this past spring where he played with the World Bowl champion Frankfurt Galaxy . . . Started all ten games . . . Caught 35 passes for 671 yards and seven touchdowns, returned 26 punts for a 13.9 average, including a 91-yard touchdown, and fielded four kickoffs for a 28.0 average . . . Receiving yardage figure was second on the team and third in the league, while his reception total was second on the club and eighth in the league . . . Average per reception of 19.2 led the league . . . Was second in the league in punt return average . . . Over the final three weeks of the season, caught 12 passes for 263 yards and five touchdowns . . . Was an All-NFLEL selection . . . Also named NFLEL Offensive Player of the Week once on the year and Special Teams Player of the Week once as well.

### F I N S F A C T

Robert is a budding rap artist. He has written and recorded numerous songs under the names "Shake Severs", "latolia" and "Black Jugernot" for the Miami-based record label "Showdown".

**2001** – Signed with the Dolphins as a free agent on April 11, 2001 . . . Was waived by the team on September 2 before being signed to the practice squad on September 3, where he spent the entire regular season . . . Was signed to the 53-man roster on January 12, 2002 . . . Dressed but did not play in First-Round Playoff game vs. Baltimore (1/13/02) . . . During the 2001 preseason, caught five passes for 85 yards, including a 43-yard TD catch from Mike Quinn on a "Hail Mary" on the game's final play to give Miami a 17-14 victory at Tampa Bay (8/13) . . . Also returned five punts for a 13.2-yard average in preseason play.

**1999-2000** – Went to training camp with the Dolphins in both 1999 and 2000 . . . Caught one pass for six yards, fielded two punts for a 10.5-yard average and returned two kickoffs for a 28.0-yard average in the 2000 preseason . . . Was released by the team on August 27, 2000 . . . Was signed to the practice squad on August 30, and spent each of the first two games of the year there before being released on September 12 . . . Was not selected in the NFL Supplemental Draft on July 8, 1999 . . . Signed with Miami as a free agent on July 13, 1999 . . . Played in each of the first two preseason games . . . Returned two punts for an 11.0-yard average and two kickoffs for an 18.5-yard average . . . Underwent surgery on August 23 to

repair a torn anterior cruciate ligament and a torn lateral meniscus in his right knee, as well an arthroscopic debridement in his left knee . . . Those injuries were sustained in the second preseason game, on August 21 at San Diego . . . The surgery was performed by Dr. George Caldwell and Dr. John Uribe at HealthSouth Doctors' Hospital in Coral Gables . . . Was placed on injured reserve on August 31, and spent the entire year there.

## COLLEGE

Lettered two years (1995-96) at Auburn . . . In two seasons with the Tigers, played in 22 games with 11 starts . . . Caught 62 passes for 896 yards with a long of 67 and seven touchdowns . . . Also returned 48 punts for a 9.7-yard average, including a touchdown, while fielding 46 kickoffs for a 21.3-yard average . . . Totaled 28 receptions for 370 yards in his freshman season of 1995 . . . Also returned 25 punts for a 9.3-yard average and 25 kickoffs for a 21.0-yard average that year, and was a Freshman All-SEC selection as a kick returner . . . Had a career-best 34 catches for 526 yards and five touchdowns in 1996 when he led the team with 1,174 all-purpose yards . . . As a sophomore, returned a punt 79 yards for a touchdown against South Carolina . . . Was academically ineligible in 1997, was not enrolled in school in 1998 . . . Majored in liberal arts.

## PERSONAL

Attended P.K. Yonge High School in Gainesville, Fla . . . Played receiver as a junior before being switched to tailback for his senior season . . . Has assisted in building houses for Habitat for Humanity . . . Has participated in the Miami Dolphins Fishing Tournament benefiting the Cystic Fibrosis Foundation . . . Full name is Robert Cedrick Baker III, born March 14, 1976.

### ROBERT BAKER'S NFL REGULAR SEASON STATISTICS

YEAR	TEAM	G-S	NO.	RECEIVING				RUSHING			
				YDS.	AVG.	LG	TD	ATT.	YDS.	LG	TD
1999	Miami			INJURED RESERVE							
2001	Miami	0-0	0	0	0.0	0	0	0	0	0	0
2002	Miami	10-0	1	17	17.0	17	0	0	0	0	0
<b>2-YEAR TOTALS</b>		<b>10-0</b>	<b>1</b>	<b>17</b>	<b>17.0</b>	<b>17</b>	<b>0</b>	<b>0</b>	<b>0</b>	<b>0</b>	<b>0</b>

### ROBERT BAKER'S NFL PLAYOFF STATISTICS

YEAR	TEAM	G-S	NO.	RECEIVING				RUSHING			
				YDS.	AVG.	LG	TD	ATT.	YDS.	LG	TD
1999	Miami			INJURED RESERVE							
2001	Miami	0-0	0	0	0.0	0	0	0	0	0	0

### ADDITIONAL STATS

**Punt Returns:** 7 for 55 yards, 3 FC, 7.9 avg., long of 21 in 2002


**Special Teams Tackles:** 5 in 2002

## DOLPHINS RECORD IN CLOSE GAMES

The Dolphins owned a 1-3 record in 2002 in games decided by three points or less and a 2-3 mark in games decided by seven points or less. In games decided by three points or less, Miami is 64-50-4 (.559) since the team's inception in 1966. Miami's record in games decided by seven or fewer points is 123-101-4 (.548).



# Marco Battaglia • 82 • Tight End



**Height/Weight**.....6-3, 250  
**Born**.....1/25/73  
**College** .....Rutgers '96  
**Acquired** .....UFA (Pitt.), 2003  
**Signed Through**.....2003  
**NFL** .....Eighth Season  
**Dolphins** .....First Season

## PRO CAREER

**2002** – Signed a one-year contract with the Dolphins as an unrestricted free agent from Pittsburgh on March 24, 2003 . . . Had signed with Tampa Bay as an unrestricted free agent on March 19, 2002 . . . Spent the first three games of the season on the Bucs' 53-man roster . . . Saw action in a reserve role in each of the first two and was inactive for a third before being released on September 24 . . . Was signed by the Steelers on December 10, 2002 after Mark Bruener was placed on injured reserve . . . Saw action in season finale vs. Baltimore (12/29) . . . Was inactive for one contest, dressed but did not play in another . . . Played in initial postseason game of NFL career in First-Round contest vs. Cleveland (1/5/03) . . . Was inactive for Divisional game at Tennessee (1/11/03).

**2001** – Played in 11 games with one start with Cincinnati and Washington . . . Caught 13 passes for 118 yards in eight games with the Bengals and added one catch for nine yards in three contests with the Redskins . . . Reception total of 14 tied a career-high . . . Saw action in each of the first eight games of the season with one start for the Bengals . . . Lone start of the year came vs. Chicago (10/21) as Bengals opened with two tight ends . . . Established career highs in catches (4) and receiving yards (57) in the Bears contest . . . Tied a career-best with four catches at Jacksonville (11/11), totaling 33 yards . . . Was placed on the Reserve/Non Football Injury list on November 17 after undergoing an appendectomy . . . Had his streak of 88 consecutive games played snapped when he missed a game vs. Tennessee (11/18) after being placed on Non-Football Injury list . . . Previously, had not missed a game in six seasons . . . Was waived on December 10, and claimed off waivers by Washington the following day . . . Spent the remainder of the season with the Redskins.

**2000**– Played in all 16 games with 10 starts . . . For the third straight year, was elected by his teammates as a captain on special teams . . . Finished with 13 receptions for 105 yards . . . Was third on the team in total special teams snaps (245) . . . Had one tackle on special teams . . . Played a significant role as blocker in the Bengals' rise to second in NFL rushing (144.6 yards per game) . . . Was a key blocker vs. Arizona (12/3) as Cincinnati rushed for 292 yards, the third-highest mark in team history.

**1999** – Played in all 16 games in a reserve role . . . For the second year in a row, was elected by his teammates as a captain on special teams . . . Posted career highs in catches (14) and yards (153) . . . His blocking helped the Bengals finish sixth in NFL in rushing yards (2,051) and third in yards per rush (4.6) . . . Was a key blocker on kickoff return unit that helped Tremaine Mack post an AFC-leading 27.1-yard average . . . Had three catches for 30 yards vs. St. Louis (10/3), which tied for his season high in receptions . . . Matched season high in catches with three, for 24 yards, at Seattle (11/7) . . . Caught a season-long 30-yard reception in victory vs. San Francisco (12/5).

## F I N S F A C T

Marco is the owner of an ice cream parlor called "The Beach Plum", located in Bradley Beach, N.J.



**1998** – Played in all 16 games in a reserve role . . . Was named the special teams captain in a vote of his teammates . . . Caught 10 passes for 47 yards and one touchdown . . . Led team with 317 special teams snaps . . . Posted eight special teams tackles on the year . . . Had two special teams tackles apiece at Baltimore (9/27) and vs. Pittsburgh (10/11) . . . Snared two receptions for four yards vs. Denver (11/1), with one being a one-yard fingertip catch of a Neil O'Donnell pass for a fourth-quarter touchdown . . . The score allowed the Bengals to pull into a 26-26 tie following a two-point conversion.

**1997** – Played in all 16 games in a reserve role . . . Caught 12 passes for 149 yards and one touchdown . . . Contributed four tackles and a fumble recovery on special teams . . . Made key fumble recovery on kickoff coverage in victory vs. Jacksonville (11/23), covering Willie Jones' fumble at the Jaguars' 20 to set up Bengals TD to provide 14-0 lead . . . Had a season-high 42 receiving yards in finale vs. Baltimore (12/21), the second-highest yardage total of his career . . . Pulled in a season-long 34-yard pass in first quarter of that game, setting up his first career TD, which came on an eight-yard toss from Boomer Esiason.

**1996** – Played in all 16 games as a reserve . . . Caught eight passes for 79 yards... Added eight tackles and a fumble recovery on special teams . . . Initial receptions of NFL career came in his second career game, at San Diego (9/8), as he hauled in two passes for 24 yards, including a long of 17 . . . Made key special teams play vs. Atlanta (11/24) when he recovered a muffed punt by Eric Metcalf at the Falcons' 13 . . . Second-round draft choice (39th overall) of Cincinnati in 1996.

## COLLEGE

Was a four-year letterman for the Scarlet Knights of Rutgers (1992-95) . . . Started 35 of the 44 games in which he played . . . Finished career as school's all-time receptions leader (171), and ranked second in receiving yards (2,221) and TDs (16), and still holds those spots . . . Earned multiple first-team All-America honors as a senior, when he also was named Big East Offensive Player of the Year . . . Set school single-season records as a senior with 69 catches and 894 yards, and both those marks led the nation for tight ends . . . Ten receiving touchdowns that year also stand as a Rutgers record . . . Had memorable game as a senior vs. Penn State, with 13 catches for 184 yards, including TD catches of 17, 35 and four yards . . . Was named Rutgers' MVP as a junior, when his 58 catches topped the Big East . . . Having been selected by Cincinnati with the 39th overall pick in the 1996 draft, holds the distinction of being the highest drafted player in Rutgers University history . . . Majored in sociology.

## PERSONAL

Married to Maria, with a daughter, Ava (2/16/01) . . . Earned all-state honors while playing for St. Francis High School in Queens, N.Y. . . . Saw action as a safety, linebacker and wide receiver during his prep career . . . Led team to three consecutive New York City Catholic League titles . . . Was an honorary team captain for the New York City Police Department in their 41-0 win over the Tampa Bay Posse in a charity game that raised money for the NYPD's 911 Fund . . . A friend of radio personality Howard Stern, Battaglia is a periodic guest on Stern's syndicated morning radio show . . . Full name is Marco Battaglia, born January 25, 1973 in Howard Beach, N.Y.



## MARCO BATTAGLIA'S NFL REGULAR SEASON STATISTICS

YEAR	TEAM	G-S	NO.	RECEIVING				TD	RUSHING			
				YDS.	AVG.	LG			ATT.	YDS.	LG	TD
1996	Cincinnati	16-0	8	79	9.9	17		0	0	0	0	0
1997	Cincinnati	16-0	12	149	12.4	34		1	0	0	0	0
1998	Cincinnati	16-0	10	47	4.7	16		1	0	0	0	0
1999	Cincinnati	16-0	14	153	10.9	30		0	0	0	0	0
2000	Cincinnati	16-10	13	105	8.1	15		0	0	0	0	0
2001	Cincinnati	8-1	13	118	9.1	17		0	0	0	0	0
2002	Washington	3-0	1	9	9.0	9		0	0	0	0	0
	Tampa Bay	3-0	0	0	0.0	0		0	0	0	0	0
	Pittsburgh	0-0	0	0	0.0	0		0	0	0	0	0
7-YEAR TOTALS		94-11	71	660	9.3	34		2	0	0	0	0

## MARCO BATTAGLIA'S NFL PLAYOFF STATISTICS

YEAR	TEAM	G-S	NO.	RECEIVING				TD	RUSHING			
				YDS.	AVG.	LG			ATT.	YDS.	LG	TD
2002	Pittsburgh	1-0	0	0	0.0	0		0	0	0	0	0

### ADDITIONAL STATS

**Special Teams Tackles:** 8 in 1996, 4 in 1997, 8 in 1998, 1 in 2000 for total of 21

**Special Teams Fumble Recoveries:** 1 in 1996, 1 in 1997 for total of 2

**Kickoff Returns:** 1 for 8 yards in 1996; 1 for 5 yards in 1998 for total of 2 for 13 yards, long of 8

### SINGLE-GAME HIGHS

<b>Most Receptions:</b>	4	vs. Chicago, 10/21/01
	4	at Jacksonville, 11/11/01
	3,	three times (last: at Seattle, 11/7/99)
<b>Most Receiving Yards:</b>	57	vs. Chicago, 10/21/01
	42	vs. Baltimore, 12/21/97
	35	at Indianapolis, 11/9/97
<b>Longest Receptions:</b>	34	vs. Baltimore, 12/21/97
	30	vs. San Francisco, 12/5/99
	29	at Indianapolis, 11/9/97
<b>Most TD Receptions:</b>	1	vs. Baltimore, 12/21/97
	1	vs. Denver, 11/1/98

### 1996 GAME-BY-GAME STATISTICS (Cincinnati)

DATE	OPPONENT	P/S	RECEIVING				RUSHING				W/L	SCORE
			NO.	YDS.	LG	TD	ATT.	YDS.	LG	TD		
9/1	at St. Louis	P	1	5	5	0	0	0	0	0	L	16-26
9/8	at San Diego	P	2	24	17	0	0	0	0	0	L	14-27
9/15	NEW ORLEANS	P	1	9	9	0	0	0	0	0	W	30-15
9/29	DENVER	P	0	0	0	0	0	0	0	0	L	10-14
10/6	HOUSTON	P	0	0	0	0	0	0	0	0	L	27-30*
10/13	at Pittsburgh	P	0	0	0	0	0	0	0	0	L	10-20
10/20	at San Francisco	P	1	12	12	0	0	0	0	0	L	21-28
10/27	JACKSONVILLE	P	1	7	7	0	0	0	0	0	W	28-21
11/3	at Baltimore	P	1	13	13	0	0	0	0	0	W	24-21
11/10	PITTSBURGH	P	0	0	0	0	0	0	0	0	W	34-24
11/17	at Buffalo	P	0	0	0	0	0	0	0	0	L	17-31
11/24	ATLANTA	P	1	9	9	0	0	0	0	0	W	41-31
12/1	at Jacksonville	P	0	0	0	0	0	0	0	0	L	27-30
12/8	BALTIMORE	P	0	0	0	0	0	0	0	0	W	21-14
12/15	at Houston	P	0	0	0	0	0	0	0	0	W	21-13
12/22	INDIANAPOLIS	P	0	0	0	0	0	0	0	0	W	31-24
1996 TOTALS		16-0	8	79	17	0	0	0	0	0	8-8	

# 1997 GAME-BY-GAME STATISTICS (Cincinnati)

DATE	OPPONENT	P/S	RECEIVING				RUSHING				W/L	SCORE
			NO.	YDS.	LG	TD	ATT.	YDS.	LG	TD		
8/31	ARIZONA	P	1	2	2	0	0	0	0	0	W	24-21
9/7	at Baltimore	P	0	0	0	0	0	0	0	0	L	10-23
9/21	at Denver	P	1	-1	-1	0	0	0	0	0	L	20-38
9/28	N.Y. JETS	P	0	0	0	0	0	0	0	0	L	14-31
10/5	at Jacksonville	P	1	24	24	0	0	0	0	0	L	13-21
10/12	at Tennessee	P	1	19	19	0	0	0	0	0	L	7-30
10/19	PITTSBURGH	P	0	0	0	0	0	0	0	0	L	10-26
10/26	at N.Y. Giants	P	1	12	12	0	0	0	0	0	L	27-29
11/2	SAN DIEGO	P	0	0	0	0	0	0	0	0	W	38-31
11/9	at Indianapolis	P	3	35	29	0	0	0	0	0	W	28-13
11/16	at Pittsburgh	P	0	0	0	0	0	0	0	0	L	3-20
11/23	JACKSONVILLE	P	0	0	0	0	0	0	0	0	W	31-26
11/30	at Philadelphia	P	1	7	7	0	0	0	0	0	L	42-44
12/4	TENNESSEE	P	1	9	9	0	0	0	0	0	W	41-14
12/14	DALLAS	P	0	0	0	0	0	0	0	0	W	31-24
12/21	BALTIMORE	P	2	42	34	1	0	0	0	0	W	16-14
1997	TOTALS	16-0	12	149	34	1	0	0	0	0	7-9	

# 1998 GAME-BY-GAME STATISTICS (Cincinnati)

DATE	OPPONENT	P/S	RECEIVING				RUSHING				W/L	SCORE
			NO.	YDS.	LG	TD	ATT.	YDS.	LG	TD		
9/6	TENNESSEE	P	1	6	6	0	0	0	0	0	L	14-23
9/13	at Detroit	P	0	0	0	0	0	0	0	0	W	34-28*
9/20	GREEN BAY	P	0	0	0	0	0	0	0	0	L	6-13
9/27	at Baltimore	P	0	0	0	0	0	0	0	0	L	24-31
10/11	PITTSBURGH	P	0	0	0	0	0	0	0	0	W	25-20
10/18	at Tennessee	P	0	0	0	0	0	0	0	0	L	14-44
10/25	at Oakland	P	0	0	0	0	0	0	0	0	L	10-27
11/1	DENVER	P	2	4	3	1	0	0	0	0	L	26-33
11/8	at Jacksonville	P	1	5	5	0	0	0	0	0	L	11-24
11/15	at Minnesota	P	1	7	7	0	0	0	0	0	L	3-24
11/22	BALTIMORE	P	1	6	6	0	0	0	0	0	L	13-20
11/29	JACKSONVILLE	P	0	0	0	0	0	0	0	0	L	17-34
12/6	BUFFALO	P	2	9	6	0	0	0	0	0	L	20-33
12/13	at Indianapolis	P	0	0	0	0	0	0	0	0	L	26-39
12/20	at Pittsburgh	P	2	10	16	0	0	0	0	0	W	25-24
12/27	TAMPA BAY	P	0	0	0	0	0	0	0	0	L	0-35
1998	TOTALS	16-0	10	47	16	1	0	0	0	0	3-13	

# 1999 GAME-BY-GAME STATISTICS (Cincinnati)

DATE	OPPONENT	P/S	RECEIVING				RUSHING				W/L	SCORE
			NO.	YDS.	LG	TD	ATT.	YDS.	LG	TD		
9/12	at Tennessee	P	0	0	0	0	0	0	0	0	L	35-36
9/19	SAN DIEGO	P	0	0	0	0	0	0	0	0	L	7-34
9/26	at Carolina	P	1	7	7	0	0	0	0	0	L	3-27
10/3	ST. LOUIS	P	3	30	17	0	0	0	0	0	L	10-38
10/10	at Cleveland	P	0	0	0	0	0	0	0	0	W	18-17
10/17	PITTSBURGH	P	2	15	10	0	0	0	0	0	L	3-17
10/24	at Indianapolis	P	2	15	12	0	0	0	0	0	L	10-31
10/31	JACKSONVILLE	P	1	23	23	0	0	0	0	0	L	10-41
11/7	at Seattle	P	3	24	12	0	0	0	0	0	L	20-37
11/14	TENNESSEE	P	0	0	0	0	0	0	0	0	L	14-24
11/21	BALTIMORE	P	0	0	0	0	0	0	0	0	L	31-34
11/28	at Pittsburgh	P	0	0	0	0	0	0	0	0	W	27-20
12/5	SAN FRANCISCO	P	1	30	30	0	0	0	0	0	W	44-30
12/12	CLEVELAND	P	0	0	0	0	0	0	0	0	W	44-28
12/26	at Baltimore	P	0	0	0	0	0	0	0	0	L	0-22
1/2/00	at Jacksonville	P	1	9	9	0	0	0	0	0	L	7-24
1999	TOTALS	16-0	14	153	30	0	0	0	0	0	4-12	



## 2000 GAME-BY-GAME STATISTICS (Cincinnati)

DATE	OPPONENT	P/S	RECEIVING				RUSHING				W/L	SCORE
			NO.	YDS.	LG	TD	ATT.	YDS.	LG	TD		
9/10	CLEVELAND	P	0	0	0	0	0	0	0	0	L	7-24
9/17	at Jacksonville	P	0	0	0	0	0	0	0	0	L	0-13
9/24	at Baltimore	P	0	0	0	0	0	0	0	0	L	0-37
10/1	MIAMI	S	2	19	11	0	0	0	0	0	L	16-31
10/8	TENNESSEE	P	1	15	15	0	0	0	0	0	L	14-23
10/15	at Pittsburgh	P	1	14	14	0	0	0	0	0	L	0-15
10/22	DENVER	S	0	0	0	0	0	0	0	0	W	31-21
10/29	at Cleveland	S	1	6	6	0	0	0	0	0	W	12-3
11/5	BALTIMORE	S	2	11	7	0	0	0	0	0	L	7-27
11/12	at Dallas	S	1	7	7	0	0	0	0	0	L	6-23
11/19	at New England	P	1	3	3	0	0	0	0	0	L	13-16
11/26	PITTSBURGH	S	0	0	0	0	0	0	0	0	L	28-48
12/3	ARIZONA	S	1	6	6	0	0	0	0	0	W	24-13
12/10	at Tennessee	S	1	15	15	0	0	0	0	0	L	3-35
12/17	JACKSONVILLE	S	0	0	0	0	0	0	0	0	W	17-14
12/24	at Philadelphia	S	2	9	7	0	0	0	0	0	L	7-16
<b>2000 TOTALS</b>			<b>16-10</b>	<b>13</b>	<b>105</b>	<b>15</b>	<b>0</b>	<b>0</b>	<b>0</b>	<b>0</b>	<b>4-12</b>	

## 2001 GAME-BY-GAME STATISTICS (Cincinnati/Washington)

DATE	OPPONENT	P/S	RECEIVING				RUSHING				W/L	SCORE
			NO.	YDS.	LG	TD	ATT.	YDS.	LG	TD		
9/9	NEW ENGLAND	P	0	0	0	0	0	0	0	0	W	23-17
9/23	BALTIMORE	P	2	20	17	0	0	0	0	0	W	21-10
9/30	at San Diego	P	1	2	2	0	0	0	0	0	L	14-28
10/7	at Pittsburgh	P	1	3	3	0	0	0	0	0	L	7-16
10/14	CLEVELAND	P	1	3	3	0	0	0	0	0	W	24-14
10/21	CHICAGO	S	4	57	17	0	0	0	0	0	L	0-24
10/28	at Detroit	P	0	0	0	0	0	0	0	0	W	31-27
11/11	at Jacksonville	P	4	33	9	0	0	0	0	0	L	13-30
11/18	TENNESSEE		RESERVE/NON-FOOTBALL INJURY								L	7-20
11/25	at Cleveland		RESERVE/NON-FOOTBALL INJURY								L	0-18
12/2	TAMPA BAY		RESERVE/NON-FOOTBALL INJURY								L	13-16*
12/9	JACKSONVILLE		RESERVE/NON-FOOTBALL INJURY								L	10-14
<b>2001 BENGALS TOTALS</b>			<b>8-1</b>	<b>13</b>	<b>118</b>	<b>17</b>	<b>0</b>	<b>0</b>	<b>0</b>	<b>0</b>	<b>6-10</b>	
12/16	PHILADELPHIA		INACTIVE								L	6-20
12/23	CHICAGO	P	0	0	0	0	0	0	0	0	L	15-20
12/30	at New Orleans	P	0	0	0	0	0	0	0	0	W	40-10
1/6/02	ARIZONA	P	1	9	9	0	0	0	0	0	W	20-17
<b>2001 REDSKINS TOTALS</b>			<b>3-0</b>	<b>1</b>	<b>9</b>	<b>9</b>	<b>0</b>	<b>0</b>	<b>0</b>	<b>0</b>	<b>8-8</b>	
<b>2001 TOTALS</b>			<b>11-1</b>	<b>14</b>	<b>127</b>	<b>17</b>	<b>0</b>	<b>0</b>	<b>0</b>	<b>0</b>		

\* - overtime # - playoff game

## MARCO BATTAGLIA'S RECEIVING BREAKDOWN

	2002						CAREER					
	G	NO	YDS	AVG	LG	TD	G	NO	YDS	AVG	LG	TD
Buffalo	-	-	-	-	-	-	2	2	9	4.5	6	0
Miami	-	-	-	-	-	-	1	2	19	9.5	11	0
New England	-	-	-	-	-	-	2	1	3	3.0	3	0
N.Y. Jets	-	-	-	-	-	-	1	0	0	0.0	0	0
AFC East	-	-	-	-	-	-	6	5	31	6.2	11	0
Baltimore	2	0	0	0.0	0	0	13	8	92	11.5	34	1
Cincinnati	-	-	-	-	-	-	-	-	-	-	-	-
Cleveland	-	-	-	-	-	-	5	2	9	4.5	6	0
Pittsburgh	-	-	-	-	-	-	11	6	42	7.0	14	0
AFC Central	2	0	0	0.0	0	-	29	16	143	8.9	34	1

# MARCO BATTAGLIA'S RECEIVING BREAKDOWN

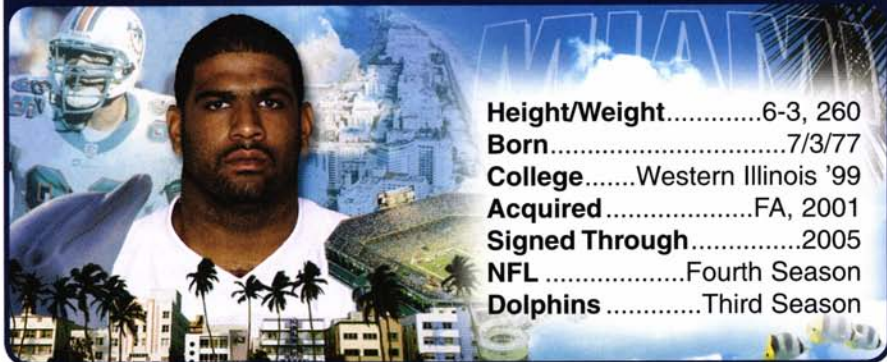
	2002						CAREER					
	G	NO	YDS	AVG	LG	TD	G	NO	YDS	AVG	LG	TD
Houston	-	-	-	-	-	-	-	-	-	-	-	-
Indianapolis	-	-	-	-	-	-	4	5	50	10.0	29	0
Jacksonville	-	-	-	-	-	-	11	9	101	11.2	24	0
Tenn./Hous.	-	-	-	-	-	-	10	5	64	12.8	19	0
<b>AFC South</b>	-	-	-	-	-	-	<b>25</b>	<b>19</b>	<b>215</b>	<b>11.3</b>	<b>29</b>	<b>0</b>
Denver	-	-	-	-	-	-	4	3	3	1.0	3	1
Kansas City	-	-	-	-	-	-	-	-	-	-	-	-
Oakland	-	-	-	-	-	-	1	0	0	0.0	0	0
San Diego	-	-	-	-	-	-	4	3	26	8.7	17	0
<b>AFC West</b>	-	-	-	-	-	-	<b>9</b>	<b>6</b>	<b>29</b>	<b>4.8</b>	<b>17</b>	<b>1</b>
<b>AFC Total</b>	<b>2</b>	<b>0</b>	<b>0</b>	<b>0.0</b>	<b>0</b>	<b>-</b>	<b>69</b>	<b>46</b>	<b>418</b>	<b>9.1</b>	<b>34</b>	<b>2</b>
Dallas	-	-	-	-	-	-	2	1	7	7.0	7	0
N.Y. Giants	-	-	-	-	-	-	1	1	12	12.0	12	0
Philadelphia	-	-	-	-	-	-	2	3	16	5.3	7	0
Washington	-	-	-	-	-	-	-	-	-	-	-	-
<b>NFC East</b>	-	-	-	-	-	-	<b>5</b>	<b>5</b>	<b>35</b>	<b>7.0</b>	<b>12</b>	<b>0</b>
Chicago	-	-	-	-	-	-	2	4	57	14.3	17	0
Detroit	-	-	-	-	-	-	2	0	0	0.0	0	0
Green Bay	-	-	-	-	-	-	1	0	0	0.0	0	0
Minnesota	-	-	-	-	-	-	1	1	7	7.0	7	0
<b>NFC Central</b>	-	-	-	-	-	-	<b>6</b>	<b>5</b>	<b>64</b>	<b>12.8</b>	<b>17</b>	<b>0</b>
Atlanta	-	-	-	-	-	-	1	1	9	9.0	9	0
Carolina	-	-	-	-	-	-	1	1	7	7.0	7	0
New Orleans	1	0	0	0.0	0	0	3	1	9	9.0	9	0
Tampa Bay	-	-	-	-	-	-	1	0	0	0.0	0	0
<b>NFC South</b>	<b>1</b>	<b>0</b>	<b>0</b>	<b>0.0</b>	<b>0</b>	<b>0</b>	<b>6</b>	<b>3</b>	<b>25</b>	<b>8.3</b>	<b>9</b>	<b>0</b>
Arizona	-	-	-	-	-	-	3	3	17	5.7	9	0
St. Louis	-	-	-	-	-	-	2	4	35	8.8	17	0
San Francisco	-	-	-	-	-	-	2	2	42	21.0	30	0
Seattle	-	-	-	-	-	-	1	3	24	8.0	12	0
<b>NFC West</b>	-	-	-	-	-	-	<b>8</b>	<b>12</b>	<b>118</b>	<b>9.8</b>	<b>30</b>	<b>0</b>
<b>NFC Total</b>	<b>1</b>	<b>0</b>	<b>0</b>	<b>0.0</b>	<b>0</b>	<b>0</b>	<b>25</b>	<b>25</b>	<b>242</b>	<b>9.7</b>	<b>30</b>	<b>0</b>
Home	2	0	0	0.0	0	0	48	34	341	10.0	34	2
Road	1	0	0	0.0	0	0	46	37	319	8.6	29	0
1st Down	-	-	-	-	-	-	-	-	-	-	-	-
2nd Down	-	-	-	-	-	-	-	-	-	-	-	-
3rd Down	-	-	-	-	-	-	-	-	-	-	-	-
4th Down	-	-	-	-	-	-	-	-	-	-	-	-
1st Half	-	-	-	-	-	-	-	-	-	-	-	-
2nd Half	-	-	-	-	-	-	-	-	-	-	-	-
Overtime	-	-	-	-	-	-	-	-	-	-	-	-
Grass	2	0	0	0.0	0	0	41	32	311	9.7	24	0
Turf	1	0	0	0.0	0	0	53	39	349	8.9	34	2
Aug./Sept.	2	0	0	0.0	0	0	23	11	74	6.7	17	0
October	-	-	-	-	-	-	24	23	262	11.4	24	0
November	-	-	-	-	-	-	24	23	176	7.7	29	1
Dec./Jan.	1	0	0	0.0	0	0	23	14	148	10.6	34	1
Games 1-8	2	0	0	0.0	0	0	50	41	385	9.4	24	1
Games 9-16	1	0	0	0.0	0	0	44	30	275	9.2	34	1
Wins	2	0	0	0.0	0	0	34	20	210	10.5	34	1
Losses	1	0	0	0.0	0	0	60	51	450	8.8	24	1
Ties	-	-	-	-	-	-	-	-	-	-	-	-

## DOLPHINS 61-16 WITH 25 OR MORE CARRIES

Over the past seven years a common theme has developed with the Dolphins' running game. During this span, the Dolphins are 61-16 in the regular season when they have had 25 or more rushing attempts, including a mark of 8-4 in 2002. In contests where they have had less than 25 rushing attempts over this same span, Miami is 6-29, including a mark of 1-3 in 2002.



# David Bowens • 96 • Defensive End



**Height/Weight**.....6-3, 260  
**Born**.....7/3/77  
**College**.....Western Illinois '99  
**Acquired**.....FA, 2001  
**Signed Through**.....2005  
**NFL** .....Fourth Season  
**Dolphins** .....Third Season

## PRO CAREER

**2002** – Played in 14 games in a reserve role, was inactive for two contests . . . Recorded 20 tackles (10 solo), 1.5 sacks for 12 yards in losses, nine quarterback hurries and two passes defended . . . Contributed 12 tackles on special teams, which tied for sixth on the squad . . . Was inactive for each of the first two regular season games with a fractured left hand sustained in practice on August 19 . . . Underwent successful surgery on August 20 to stabilize a fracture of the second metacarpal in his left hand . . . The surgery was performed by Dolphins Chief Team Physician Dr. George Caldwell at Holy Cross Hospital in Ft. Lauderdale . . . Posted a season-high four tackles on defense in 26-13 win over New England (10/6), including his only full sack of the year when he tackled QB Tom Brady for a 10-yard loss . . . Notched two special teams stops in consecutive weeks, vs. Baltimore (11/17) and vs. San Diego (11/24).

## F I N S F A C T

David's father, Frank Williams, competed on the Pro Bowlers Tour in the 1980s.



**2001** – Began the season with Washington before the Redskins released him on September 26 . . . With Washington, played in one game and was inactive for another . . . Was claimed off waivers by Washington from the Buffalo Bills on September 3, 2001 . . . Had been obtained by the Bills from the Green Bay Packers on August 7, 2001 in exchange for tight end Bobby Collins . . . Was signed as a free agent by Miami on October 22 . . . Played in eight games, all in a reserve role, with the Dolphins . . . Was inactive for three contests . . . Finished the season with 13 tackles, a sack and two passes defended on defense, while adding seven stops and a forced fumble on special teams . . . Registered one tackle on defense, in addition to three stops and a forced fumble on special teams at Buffalo (11/25) . . . Knocked ball loose from Nate Clements on a kickoff return with 1:05 to play and the score tied at 27 . . . It was recovered by Patrick Surtain and the Dolphins went on to score game-winning touchdown with 48 seconds remaining in a 34-27 victory . . . Was awarded a special teams game ball . . . Recorded two tackles and a pass defended at San Francisco (12/16) . . . Had six tackles, including one sack, at New England (12/22) . . . Also added a pass defended in that Patriots contest . . . Played in a reserve role in First-Round Playoff game vs. Baltimore (1/13/02), and was credited with one special teams tackle.

**2000** – Appeared in 14 contests, all in a reserve role, with the Packers and registered 34 tackles, including 3.5 sacks . . . Was obtained by Green Bay on February 24, 2000, from the Denver Broncos in exchange for a 2001 seventh-round draft choice . . . Sack total ranked fifth on the team . . . Added seven tackles and a fumble recovery on special teams . . . Was inactive for two contests with a sprained right ankle (vs. San Francisco, 10/15; at Miami, 10/29) . . . Collected a season-high five tackles, including a sack of Donovan McNabb, vs. Philadelphia (9/17) . . . Posted three special teams stops at Arizona (9/24) . . . Had four tackles and a sack vs. Minnesota (11/6) . . . Matched a season-high with five tackles at Chicago (12/3) and vs. Detroit (12/10).

**1999** – Originally was a fifth-round draft choice of Denver (158th overall) in 1999, with a choice obtained from Dallas in a 1999 trade for tight end Kendell Watkins . . . Played in 16 regular season games with Denver, all in a reserve role . . . Tallied ten total tackles and a sack . . . First NFL sack occurred when he tackled Drew Bledsoe for a one-yard loss at New England (10/24) . . . Had a season-high three tackles at Detroit (12/25) . . . Had two special teams tackles vs. Minnesota (10/31) and vs. Oakland (11/22).

## COLLEGE

Began his collegiate career at the University of Michigan, where he played two seasons (1995-96) . . . Finished his career at Western Illinois in 1998 . . . In his lone season at Western Illinois, was a Division I-AA All-America selection as he recorded 134 tackles including 37 for loss, four forced fumbles and two fumble recoveries . . . In 1996, set the Michigan single-season record for sacks with 12 as he garnered second-team All-Big 10 honors . . . Also posted 68 tackles, two forced fumbles and a fumble recovery that year . . . Played one year on the Wolverine basketball team as well . . . Holds degree in accounting.

## PERSONAL

Single . . . Has a daughter, Cyan . . . Prepped at St. Mary's High School in Orchard Lake, Michigan . . . Also played tight end and halfback in high school . . . Lettered three times each in basketball and track . . . Was an all-state pick in basketball and the state champion in the long jump as a sophomore (23'0") . . . Father, Frank Williams, competed on the Pro Bowlers Tour during the 1980s . . . Enjoys working with kids, has donated his time to the YMCA and Boys & Girls Club . . . Has taken part in the Miami Dolphins Fishing Tournament benefitting the Cystic Fibrosis Foundation and worked with kids that have Cystic Fibrosis at the Mercury Jr. Anglers Clinic, teaching them how to fish . . . Being a foster child growing up, Bowens helped at an event at "His House", a foster home for abused and neglected children . . . Hobbies include computers, playing video games and basketball, and bowling . . . Full name is David Walter Bowens, born on July 3, 1977 in Denver, Colorado.

### DAVID BOWENS' NFL REGULAR SEASON STATISTICS

YEAR TEAM	G-S	TACK.	ASST.	TOTAL	FUM. REC.	FOR. FUM.	QB SACK	YDS LOST
1999 Denver	16-0	6	4	10	0	0	1	1
2000 Green Bay	14-0	16	18	34	0	0	3.5	32
2001 Washington	1-0	0	0	0	0	0	0	0
Miami	8-0	5	8	13	0	1	1	5
2002 Miami	14-0	10	10	20	0	0	1.5	12
<b>4-YEAR TOTALS</b>	<b>53-0</b>	<b>37</b>	<b>40</b>	<b>77</b>	<b>0</b>	<b>1</b>	<b>7</b>	<b>50</b>
<b>MIAMI TOTALS</b>	<b>22-0</b>	<b>15</b>	<b>18</b>	<b>33</b>	<b>0</b>	<b>1</b>	<b>2.5</b>	<b>17</b>

### DAVID BOWENS' NFL PLAYOFF STATISTICS

YEAR TEAM	G-S	TACK.	ASST.	TOTAL	FUM. REC.	FOR. FUM.	QB SACK	YDS LOST
2001 Miami	1-0	0	0	0	0	0	0	0

### ADDITIONAL STATS

**Special Teams Tackles:** 9 in 1999, 7 in 2000, (Miami) 7 in 2001, 12 in 2002 for total of 35 (P-1)

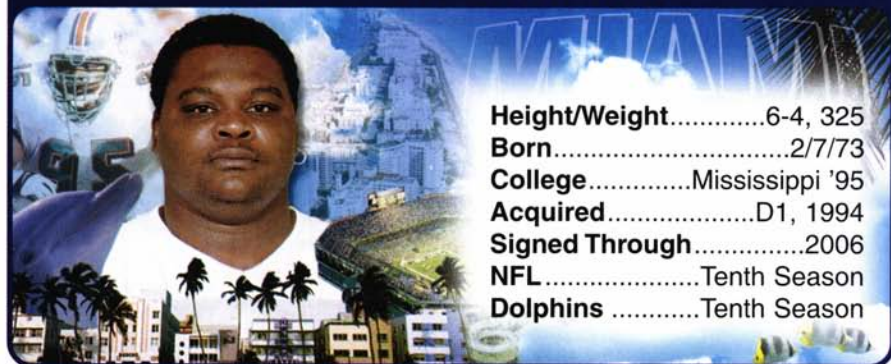
**Special Teams Fumble Recoveries:** 1 in 2000

**Special Teams Forced Fumbles:** 1 in 2001

**Kickoff Returns:** 1 for 12 yards in 2000



# Tim Bowens • 95 • Defensive Tackle



**Height/Weight**.....6-4, 325  
**Born**.....2/7/73  
**College**.....Mississippi '95  
**Acquired**.....D1, 1994  
**Signed Through**.....2006  
**NFL**.....Tenth Season  
**Dolphins** .....Tenth Season

## PRO CAREER

**2002** — Was released by the Dolphins on February 28, 2002 before being re-signed to a three-year contract plus two option years later that same day . . . Underwent arthroscopic surgery prior to the season, on April 29, 2002 for loose body removal and a joint debridement in his left knee . . . The surgery was performed by Dr. John Uribe at HealthSouth Doctors' Hospital in Coral Gables . . . Started all 16 games at left defensive tackle, the first time since 1998 that he opened all 16 contests . . . Despite not having a sack, had one of the most effective seasons of his career . . . Tallied 46 tackles (27 solo) and was voted to the second Pro Bowl of his career, as a reserve . . . Teamed with Larry Chester in the middle of the defensive line as the Dolphins tied for fifth in the NFL against the run, having allowed an average of just 97.1 yards per contest and a 3.8-yard average per carry . . . Had a season-high six tackles at Minnesota (12/21) . . . Has missed just two games in his career (1 each in 2000 and 2001) . . . Has appeared in 142 regular season games in his career . . . With eight more he would become the 12th player in Dolphins history to have played in 150 contests, and just the second defensive lineman to do it, joining Vern Den Herder (159 games from 1971-81) . . .

**PRO BOWL:** Was one of seven Dolphins named to the 2003 AFC Pro Bowl team, the most in the AFC and second in the NFL (Philadelphia, 10) . . . It was his second time being named to the Pro Bowl team, along with his selection in 1998 . . . It was his first time playing the game as he missed the contest following the '98 season with a torn right biceps tendon . . . Along with Jason Taylor, who also was named to his second Pro Bowl team, Bowens and Taylor became the third and fourth Dolphin defensive linemen in club history to record multiple Pro Bowl appearances, joining Bob Baumhower (5 - 1979, 1981-84) and Bill Stanfill (4 - 1971-74).

**2001** — Started all 15 games in which he played at left defensive tackle . . . Was inactive for one game . . . Tied for seventh on the team with 60 total tackles (36 solo), a figure which ranked second among the team's linemen . . . Added three sacks, two forced fumbles and two passes defended . . . Underwent arthroscopic surgery to his right knee on August 16, 2001 to remove loose bodies and torn cartilage . . . That surgery was performed by Dr. John Uribe at HealthSouth Doctors' Hospital . . . Also underwent surgery on September 14, 2001 to remove loose articular cartilage and to resect a medial plica from his left knee . . . The surgery was performed by Dr. John Zvijac at HealthSouth Doctors' Hospital . . . Missed contest vs. Oakland (9/23) because of the surgery . . . Posted seven tackles, including a half-sack, in win at Seattle (10/28) . . . Recorded a season-high eight stops in victory at Buffalo (11/25) . . . Matched that total with eight tackles at San Francisco (12/16) . . . Registered four tackles in season-ending win vs. Buffalo (1/6/02) and was awarded a defensive game ball . . . Started First-Round Playoff game vs. Baltimore (1/13/02) . . . Collected five tackles (three solo).

**2000** — Started all 15 regular season games in which he played at left defensive tackle . . . Finished the year tenth on the team with 53 total tackles (34 solo) . . . Also registered 2.5

**90 • Bowens, T.**

## F I N S F A C T

Tim is an avid follower of professional wrestling.



sacks, an interception and a career-high five passes defended . . . Sack total tied for third on the club . . . Only game he missed on the year was at Detroit (11/5) when he was inactive with plantar fasciitis in his right foot . . . That snapped a string of 104 consecutive contests in which Bowens had played, a streak which now is tied for the sixth-longest in club history . . . Opened the season with back-to-back five-tackle efforts, vs. Seattle (9/3) and at Minnesota (9/10) . . . One of his tackles in the Vikings game was a sack of quarterback Daunte Culpepper . . . Came up with the first interception of his career in that contest when he picked off a Culpepper pass . . . Also had five stops at Cincinnati (10/1) when he recorded 1.5 sacks, tied for the second-highest total of his career . . . Recorded a season-high six stops vs. Tampa Bay (12/10) . . . Matched that total in season finale at New England (12/24) . . . Started both playoff games following the 2000 season at left defensive tackle . . . Registered seven tackles (all solo), including six in Divisional game at Oakland (1/6/01) . . .

**CONSECUTIVE GAMES PLAYED:** From his rookie season through the eighth game of 2000, Bowens played in all 104 league games . . . That streak, which ended on November 5, 2000 at Detroit, is tied for the sixth-longest in franchise history . . . He missed the Lions game with plantar fasciitis in his right foot . . .

## MOST CONSECUTIVE GAMES PLAYED IN DOLPHINS HISTORY

PLAYER	GAMES	YEARS OF STREAK
1. Jim Langer	128	1970-79
2. Garo Yepremian	127	1970-78
3. Bob Baumhower	125	1977-84
4. Richmond Webb	118	1991-98
5. Dwight Stephenson	107	1980-87
6. <b>TIM BOWENS</b>	<b>104</b>	<b>1994-00</b>
Jeff Cross	104	1988-94

**1999** — Started 15 of the 16 games in which he played at left defensive tackle . . . Finished with 45 total tackles (28 solo), 1.5 sacks for 5.5 yards lost and a pass defended . . . Tallied five stops in 16-13 victory over Philadelphia (10/24), as Dolphins held the Eagles' offense without a touchdown . . . Was awarded a defensive game ball for his performance in the Eagles game . . . Posted four stops in win at Oakland (10/31), and was awarded a defensive game ball . . . Came up with two tackles, including a half-sack, in 17-0 shutout victory over Tennessee (11/7), and received a defensive game ball for his performance . . . Notched a season-high seven tackles at Buffalo (11/14) . . . Turned in a five-tackle effort vs. San Diego (12/19) as Dolphins held the Chargers without a touchdown in 12-9 win . . . Did not start vs. N.Y. Jets (12/27) as Miami opened with six defensive backs . . . That snapped a string of 92 straight games in which Bowens had started, dating back to his rookie season of 1994 . . . Started both playoff games following the 1999 season at left defensive tackle . . . Totaled five tackles, including a sack, which came in Divisional game at Jacksonville (1/15).

**1998** — Started all 16 regular season games at left defensive tackle . . . Was an integral part of a defense that allowed a league-low 265 points . . . Finished with 44 total tackles and a pass defended . . . Was voted as a starter to the AFC Pro Bowl squad, the initial Pro Bowl selection of his career and the only Dolphin chosen in 1998 . . . Did not play, however, due to a torn right biceps tendon . . . Registered seven tackles in season-opener at Indianapolis (9/6) . . . Had five stops the following week vs. Buffalo (9/13) when he received a defensive game ball as Miami held the Bills to just seven points on the afternoon . . . Had two stops and was awarded a defensive game ball for his performance in shutout victory over Pittsburgh (9/20) . . . Sustained a torn right biceps tendon in First-Round Playoff victory against Buffalo (1/2/99) . . . Was on Injured Reserve for Divisional contest at Denver (1/9/99) . . . Signed a five-year contract extension through 2002 on August 25, 1998, after signing a one year contract at the tender amount for a franchise player on August 21 . . .

**PRO BOWL:** Was named as a starter at defensive tackle for the AFC in the 1998 Pro Bowl, the only Dolphin named to the squad . . . Became the first Dolphin to be chosen to the Pro Bowl since tackle Richmond Webb in 1996, and the first Miami starter since 1995, when Webb, quarterback Dan Marino and guard Keith Sims all were selected to start the game . . . Became the first defensive player to be picked as a starter since linebacker Bryan Cox in 1992, and the first defensive lineman chosen since Jeff Cross in 1990 . . . He also became the first Dolphins defensive tackle to be picked since Brian Sochia in 1988, and he is only the second defensive tackle in team history to be named a Pro Bowl starter, joining Bob Baumhower, who was selected in 1983.



**1997** – Started all 16 games at left defensive tackle . . . Was voted by his teammates as the defensive captain on November 5 . . . Finished the year with 70 total tackles, five sacks for 43.5 yards lost, one fumble recovery, two forced fumbles and four passes defended . . . Tackle total represented the second-most of his career and ranked seventh on the squad . . . Five sacks were a career-best as well, and tied for second on the club . . . Opened the season with six tackles, including a sack, vs. Indianapolis (8/31) . . . Recorded six stops and a sack vs. Kansas City (10/5) . . . Had one sack among four tackles at N.Y. Jets (10/12) . . . Talled a season-high nine tackles, including a half-sack, vs. Chicago (10/27) . . . Turned in best performance of the season at Oakland (11/30), when he matched a season-high with nine tackles, and registered a season-best 1.5 sacks, including a forced fumble, fumble recovery and his first career touchdown . . . Along with Zach Thomas, sacked Raiders QB Jeff George in the end zone, and in the process stripped George of the ball and recovered it for his first career score . . . It marked the first time a Dolphins defensive lineman scored a touchdown since Chuck Klingbeil scored a TD when he recovered a fumble by Packers QB Don Majkowski in the end zone on September 22, 1991 vs. Green Bay . . . Started at left tackle in Dolphins' 17-3 First-Round Playoff loss at New England (12/28) and recorded four tackles.

**1996** – Started all 16 games at right defensive tackle . . . Finished with a career-high 75 tackles (57 solo), three sacks, one fumble recovery, two forced fumbles and three passes defended . . . Opened season with five tackles and added one pass defended and one fumble recovery against New England (9/1) . . . Registered five tackles, one forced fumble and a pair of sacks for his first career multiple sack game, at Buffalo (10/13) . . . Recorded eight tackles at Philadelphia (10/20) . . . Finished second on the team with nine tackles at Houston (11/17) . . . Had four tackles and a sack against N.Y. Giants (12/8).

**1995** – Started all 16 regular season games and one playoff contest . . . Finished with 52 tackles (44 solo), two sacks, two fumble recoveries, two forced fumbles and four passes defended . . . Posted two tackles, including two half-sacks (shared with Marco Coleman and Dion Foxx) and recovered a fumble against Pittsburgh (9/18) . . . Tied for team lead with six tackles and a sack at N.Y. Jets (10/22) . . . Registered seven tackles and also deflected an 18-yard field goal attempt by Matt Bahr against New England (11/12) . . . Had four tackles, two forced fumbles, and one fumble recovery against Kansas City (12/11), marking the second time in his career with two forced fumbles; he also forced a pair of fumbles at N.Y. Jets on Nov. 27, 1994 . . . Posted four tackles in AFC First-Round Playoff game at Buffalo (12/30).

**1994** – Played in all 16 regular season games with 15 starts, and started both playoff contests as a rookie . . . Earned numerous rookie honors including NFL Defensive Rookie of the Year by both Associated Press and Pro Football Weekly . . . Finished with 63 tackles (45 solo), three sacks, three forced fumbles, one fumble recovery and three passes defended . . . Important part of Dolphins defense which set team record for fewest rushing yards allowed in a season . . . Made NFL debut in starting role at defensive tackle against New England (9/4) and had three tackles . . . Saw only reserve action of season as team opened in nickel defense at Green Bay (9/11) . . . Posted four tackles and first NFL sack, at Minnesota (9/25) . . . Had nine tackles at Buffalo (10/9) . . . Finished with nine tackles against Indianapolis (11/6) . . . Recorded nine tackles, one pass defended and a fumble recovery against Chicago (11/13) . . . Had exceptional game at N.Y. Jets (11/27) with seven tackles, one sack and two forced fumbles . . . Started both playoff contests . . . Finished with six tackles (four solo) and a pass defended . . . First-round draft choice (20th overall) of Miami in 1994 . . .

**ROOKIE HONORS:** One of the most honored NFL rookies in 1994 . . . Named NFL Defensive Rookie of the Year by Associated Press and Pro Football Weekly . . . Became first Dolphins player to win AP's defensive rookie award since A.J. Duhe in 1977 . . . Picked as second-team All-AFC by United Press International . . . Selected as Tommy Fitzgerald Award winner as outstanding Miami rookie in training camp . . . Named to all-rookie teams of College and Pro Football Newsweekly, Football News, Pro Football Weekly and Pro Football Writers of America . . . Voted by South Florida media as Dolphins' Rookie of the Year and Outstanding Defensive Lineman.

## COLLEGE

One-year starter at Mississippi (1993) . . . Transferred from Itawamba (Miss.) Community College . . . Left school following junior campaign . . . Played in nine games with seven starts in his final season . . . Key member of nation's top defense . . . Named second-team All-

Southeastern Conference . . . Recorded 53 tackles (47 solo) and six sacks . . . Added one forced fumble, one fumble recovery and one interception . . . Responded with three tackles, three quarterback pressures, a forced fumble and an interception in first collegiate start, against Vanderbilt . . . Sat out contests against Northern Illinois and Mississippi State to concentrate on academics . . . Lettered twice at Itawamba Community College . . . Named All-American, all-region and all-state as a sophomore . . . Recorded 58 tackles (45 solo), eight sacks, two fumble recoveries and two forced fumbles . . . Had five sacks and was named most valuable player of the Mineral Bowl . . . Named all-state as a freshman . . . Recorded 50 tackles (38 solo), two fumble recoveries, one forced fumble and five sacks . . . Majored in criminal justice.

## PERSONAL

Single, resides in Williams Island, Fla . . . Has two sons, Camrin Deion (3/15/96) and Tim, Jr. (6/14/99), and a daughter, Timera (11/9/00) . . . Attended Okolona (Miss.) High School . . . Named all-state and was a two-time all-district selection . . . Lettered as a tight end and linebacker . . . Led team to an 11-2 record and Class AA state semifinals as a senior . . . Lettered three times in football and twice in basketball . . . One of three players who purchased \$5,000 in game tickets for local police and firefighters during the 2001 season . . . Has made several donations to the Daily Bread Food Bank and the Broward Partnership for the Homeless for various holiday projects . . . Enjoys shooting pool . . . Lists "Friday" as favorite movie, "Martin" as favorite television show and Ice Cube as favorite recording artist . . . Full name is Timothy L. Bowens, born February 7, 1973, in Okolona, Miss.

### TIM BOWENS' NFL REGULAR SEASON STATISTICS

YEAR TEAM	G-S	TACK.	ASST.	TOTAL	FUM. REC.	FOR. FUM.	QB SACK	YDS LOST
1994 Miami	16-15	45	18	63	1	3	3	27
1995 Miami	16-16	44	8	52	2	2	2	16
1996 Miami	16-16	57	18	75	1	2	3	16
1997 Miami	16-16	48	22	70	1	2	5	43.5
1998 Miami	16-16	29	15	44	0	0	0	0
1999 Miami	16-15	28	17	45	0	0	1.5	5.5
2000 Miami	15-15	34	19	53	0	0	2.5	13.5
2001 Miami	15-15	36	24	60	0	2	3	6.5
2002 Miami	16-16	27	19	46	0	0	0	0
<b>9-YEAR TOTALS</b>	<b>142-140</b>	<b>348</b>	<b>160</b>	<b>508</b>	<b>5</b>	<b>11</b>	<b>20</b>	<b>128</b>

### TIM BOWENS' NFL PLAYOFF STATISTICS

YEAR TEAM	G-S	TACK.	ASST.	TOTAL	FUM. REC.	FOR. FUM.	QB SACK	YDS LOST
1994 Miami	2-2	4	2	6	0	0	0	0
1995 Miami	1-1	2	2	4	0	0	0	0
1997 Miami	1-1	3	1	4	0	0	0	0
1998 Miami	1-1	0	0	0	0	0	0	0
1999 Miami	2-2	5	0	5	0	0	1	7
2000 Miami	2-2	7	0	7	0	0	0	0
2001 Miami	1-1	2	3	5	0	0	0	0
<b>PLAYOFF TOTALS</b>	<b>10-10</b>	<b>23</b>	<b>8</b>	<b>31</b>	<b>0</b>	<b>0</b>	<b>1</b>	<b>7</b>

### ADDITIONAL STATS

**Interceptions:** 1 for 0 yards in 2000

**Passes Defended:** 3 in 1994, 4 in 1995, 3 in 1996, 4 in 1997, 1 in 1998, 1 in 1999, 5 in 2000, 2 in 2001, for total of 23 (P-1)

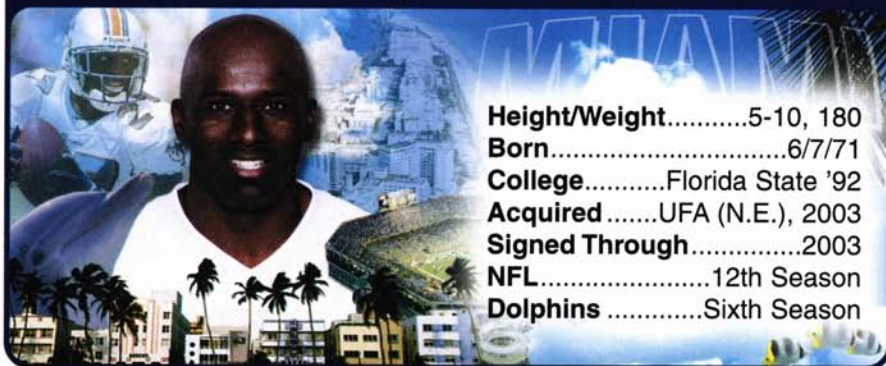
**Defensive Touchdowns:** 1 fumble recovery in 1997

### SINGLE-GAME HIGHS

**Most Sacks:** 2.0 at Buffalo, 10/13/96  
1.5 at Oakland, 11/30/97  
1.5 at Cincinnati, 10/1/00



# Terrell Buckley • 20 • Cornerback



Height/Weight.....5-10, 180  
 Born.....6/7/71  
 College.....Florida State '92  
 Acquired .....UFA (N.E.), 2003  
 Signed Through.....2003  
 NFL.....12th Season  
 Dolphins .....Sixth Season

## PRO CAREER

**2002** — Signed a one-year contract with the Dolphins as an unrestricted free agent from New England on March 13, 2003 . . . Went to training camp with Tampa Bay in '02 after signing with the team on July 8 . . . Was released by the Bucs on September 1 before signing with New England on September 5 . . . Went on to play in all 16 regular season games with the Patriots, including one start . . . Finished the year with 21 tackles . . . Tied for team-lead, along with Ty Law, with four interceptions, totaling 50 yards in returns . . . Knocked away a team-high 12 passes . . . Added one special teams tackle . . . In season-opening win vs. Pittsburgh (9/9) on Monday Night Football, tied a career-high that he set on five previous occasions, with a pair of interceptions as he picked off two Kordell Stewart passes . . . Batted down a season-high three passes the following week in win at N.Y. Jets (9/15) . . . Posted a season-high four tackles in win vs. Buffalo (12/8) when he also intercepted a Drew Bledsoe pass and returned it 39 yards . . . Picked off a Steve McNair pass the following week at Tennessee (12/16) in Monday night contest . . .

**CAREER INTERCEPTIONS:** In his career, Buckley has amassed 45 career interceptions, tied for fourth among players who were active in the NFL in 2002 . . .

## FINIS FACT

Terrell was a distant cousin of the late Hall of Fame running back Walter Payton.



## NFL INTERCEPTION LEADERS AMONG PLAYERS ACTIVE IN 2002

PLAYER	TEAM(S)	YEARS	INTs	YARDS	TD
1. Rod Woodson	Pitt., S.F., Balt., Oak.	1987-02	69	1,465	12
2. Darrell Green	Washington	1983-02	54	621	6
3. Aeneas Williams	Ariz., St. Louis	1991-02	51	725	10
4. <b>TERRELL BUCKLEY</b>	<b>G.B., MIA. DEN., N.E.</b>	<b>1992-02</b>	<b>45</b>	<b>688</b>	<b>5</b>
Ray Buchanan	Ind., Atlanta	1993-02	45	798	4
6. Troy Vincent	Mia., Phil.	1992-02	39	597	3

Of his career total, 22 have come with the Dolphins, tied for eighth on the Dolphins' all-time list . . .

## MIAMI DOLPHINS ALL-TIME INTERCEPTION LEADERS

PLAYER	YEARS	INTs	YEAR	YEARS	INTs
1. Jake Scott	1970-75	35	7. Gerald Small	1978-83	23
2. Dick Anderson	1968-77	34	8. <b>TERRELL BUCKLEY</b>	<b>1995-99</b>	<b>22</b>
3. Glenn Blackwood	1979-87	29	Curtis Johnson	1970-78	22
4. Sam Madison	1997-02	26	Tim Foley	1970-80	22
5. William Judson	1982-89	24			
Louis Oliver	1989-93,	24			
	1995-96				

**INTERCEPTIONS OVER LAST FIVE YEARS:** Over the last five seasons (1998-02), Buckley has recorded 24 interceptions, tied for the fifth-highest total in the NFL over this stretch:

## MOST INTERCEPTIONS IN THE NFL OVER THE LAST FIVE SEASONS

(1998-02)

PLAYER	TEAM(S)	1998	1999	2000	2001	2002	5-YEAR TOTALS
1. Rod Woodson	S.F., Baltimore	6	7	4	3	8	28
2. Sam Madison	Miami	8	7	5	2	3	25
Donnie Abraham	T.B., N.Y. Jets	1	7	7	6	4	25
Darren Sharper	Green Bay	0	3	9	6	7	25
5. <b>TERRELL BUCKLEY</b>	<b>MIA., DEN., N.E.</b>	<b>8</b>	<b>3</b>	<b>6</b>	<b>3</b>	<b>4</b>	<b>24</b>
Ray Buchanan	Atlanta	7	4	6	5	2	24

**PLAYER OF THE WEEK HONORS:** Buckley has been cited as AFC Defensive Player of the Week three times in his career . . . He earned the honor most recently on October 8, 2000 as a member of the Denver Broncos when he recorded two interceptions against the San Diego Chargers . . . That marked his first NFL weekly honor since December 7, 1997 against Detroit as a member of the Dolphins . . . In that game, Buckley amassed eight tackles and intercepted two Scott Mitchell passes in Miami's 33-30 win . . . He also was honored for his effort in the final week of the 1995 season, when he recorded six tackles, an interception and two passes defended against the Rams in St. Louis . . . Buckley was one of three Dolphins to earn AFC Defensive Player of the Week honors in 1997 (Shawn Wooden vs. Indianapolis, 8/31; Derrick Rodgers at N.Y. Jets, 10/12).

**2001** – Signed with New England as a free agent on July 13, 2001 . . . Played in 15 regular season games, starting one of them for the Patriots in '01 . . . Was inactive for one contest . . . Finished with 26 tackles (24 solo), three interceptions for 76 return yards, including one touchdown, seven passes defended and one sack . . . Added one stop on special teams . . . Interception total tied for second on the team, along with Ty Law . . . Only start of the year came vs. N.Y. Jets (9/23) . . . Had a season-high six tackles vs. Indianapolis (9/30) . . . Was inactive at Denver (10/28), snapping a string of 148 consecutive league contests in which he had played, dating back to his rookie season of 1992 . . . It is one of only three games that he has missed in his NFL career . . . Lone sack of the year came vs. Buffalo (11/11) when he tackled Bills QB Rob Johnson for an 11-yard loss . . . First interception of the year occurred the following week vs. St. Louis (11/18) when he picked off a Kurt Warner pass and raced 52 yards for a score, the fifth touchdown of his career off an interception . . . It also was the third-longest interception return of his career . . . Picked off a Vinny Testaverde pass two weeks later at N.Y. Jets (12/2) . . . Came up with his second interception in as many weeks when he returned a Tim Couch pass 24 yards vs. Cleveland (12/9) . . . Appeared in all three postseason games in a reserve role . . . Totaled five tackles (4 solo), an interception, a fumble recovery and two passes defended . . . Intercepted a Kordell Stewart pass in AFC Championship game at Pittsburgh (1/27/02) . . . Recorded three tackles and a fumble recovery in Super Bowl XXXVI vs. St. Louis (2/3/02) . . . Scooped up a Ricky Proehl fumble and returned it 15 yards to the Rams' 40.

**2000** – Signed with Denver as a free agent on July 20, 2000 . . . Started all 16 regular season games at right cornerback with the Broncos . . . Tallied 33 tackles (32 solo), a team-high six interceptions for 110 yards in returns including a touchdown, and eight passes defended . . . Also had two punt returns for 10 yards . . . Picked off a Kurt Warner pass and returned it 32 yards for a touchdown in season-opener at St. Louis (9/4) . . . Had a season-high four tackles vs. Atlanta (9/10) . . . Registered two interceptions for 64 yards in returns at San Diego (10/8), the fifth multiple-interception game of his career . . . Was named AFC Defensive Player of the Week for his performance against the Chargers . . . Started First-Round Playoff game vs. Baltimore (12/31) . . . Did not post any stats.

**1999** – Started 11 of the 16 games in which he played at left cornerback with the Dolphins . . . Finished with 38 tackles (35 solo), three interceptions, a sack and 15 passes defended, which tied for the team-lead . . . Interception total was second on the squad . . . Was credited with a season-high five tackles on two occasions; vs. Arizona (9/19) and at Dallas (11/25) . . . First interception of the year occurred at Indianapolis (10/10) when he picked off a Peyton



Manning pass on the game's final play to preserve the Dolphins' 34-31 victory . . . Also snared a Rich Gannon pass at Oakland (10/31) . . . Did not start at New England (10/17) because of a left ankle sprain sustained the previous week at Indianapolis (11/10) . . . That snapped Buckley's streak of having started in each of the previous 57 league games . . . Lone sack of the year came vs. New England (11/21) when he tackled Patriots RB Lamont Warren for a seven-yard loss on an option play . . . Also picked off a Bledsoe pass that he returned 18 yards and defended three passes in the contest . . . Saw action in both playoff games following the season in a reserve role . . . Recorded one tackle, an interception and three passes defended . . . Picked off a Jon Kitna pass and returned it six yards on the Seahawks' final offensive play of the game to preserve the Dolphins' 20-17 First-Round victory at Seattle (1/9/00).

**1998** – Started all 16 regular season games and both playoff contests at left cornerback . . . Was voted as a second alternate to AFC Pro Bowl squad . . . Also was chosen as an All-Pro by Source Sports Magazine . . . Finished seventh on the team with 54 total tackles (45 solo), was second with 20 passes defended . . . Also recovered a fumble and forced two fumbles . . . Tied for team-lead, along with Sam Madison, with a career-high eight interceptions . . . Interception total also tied for second in the AFC and in the NFL, trailing only New England's Ty Law, who had nine . . . In addition, ranked second in the AFC and sixth in the NFL with a 12.2-yard average on 29 punt returns, which currently ranks as the fourth-best single-season mark in club history . . . Totaled 354 punt return yards, the fourth-most ever by a Dolphin in a season . . .

**INTERCEPTIONS:** Picked off a career-best eight passes in 1998, surpassing his previous career-high of six, which was established in 1996, his second season with the Dolphins . . . Buckley and Dolphins teammate Sam Madison, along with Arizona's Kwamie Lassiter, finished the season tied for second in the NFL in interceptions in 1998:

### NFL INTERCEPTION LEADERS IN 1998

PLAYER	TEAM	INTs	YARDS	AVG.	LG	TD
1. Ty Law	New England	9	133	14.8	59t	1
2. <b>TERRELL BUCKLEY</b>	<b>MIAMI</b>	<b>8</b>	<b>157</b>	<b>19.8</b>	<b>61</b>	<b>1</b>
Sam Madison	Miami	8	114	14.3	35	0
Kwamie Lassiter	Arizona	8	80	10.0	29	0
5. Ray Buchanan	Atlanta	7	102	14.6	34	0
Jimmy Hitchcock	Minnesota	7	242	34.6	79t	3
Shawn Springs	Seattle	7	142	20.3	56t	2

Buckley's eight interceptions also tied for the second-highest single-season total in franchise history, along with Madison, trailing only Dick Westmoreland, who picked off ten passes in 1967:

### DOLPHINS SINGLE-SEASON INTERCEPTION LEADERS

YEAR	PLAYER	INTs	YEAR	PLAYER	INTs
1. 1967	Dick Westmoreland	10	1998	<b>TERRELL BUCKLEY</b>	<b>8</b>
2. 1966	Willie West	8	1998	Sam Madison	8
1968	Dick Anderson	8	9. 1971	Jake Scott	7
1970	Dick Anderson	8	1980	Gerald Small	7
1973	Dick Anderson	8	1999	Sam Madison	7
1974	Jake Scott	8	2000	Brian Walker	7

Combined with Sam Madison's eight interceptions, the pair totaled 16 interceptions on the year, the highest figure by a tandem in the NFL in 1998 and in Dolphins history:

### MOST INTERCEPTIONS BY A DOLPHINS TANDEM IN A SEASON

YEAR	PLAYER	INTs	PLAYER	INTs	TOTAL
1. 1998	<b>TERRELL BUCKLEY</b>	<b>8</b>	<b>SAM MADISON</b>	<b>8</b>	<b>16</b>
2. 1967	Dick Westmoreland	10	Jimmy Warren	4	14
3. 1966	Willie West	8	Jimmy Warren	5	13
1970	Dick Anderson	8	Lloyd Mumphord	5	13
			Jake Scott	5	13

Buckley and Madison's combined interception total is also tied for the ninth highest figure in the NFL since the 1970 NFL-AFL merger:

## TOP NFL INTERCEPTION TANDEMS (SINCE 1970)

TEAM	YEAR	PLAYER	INTS	PLAYER	INTS	TOTAL
1. Dallas	1981	Everson Walls	11	Dennis Thurman	9	20
2. Los Angeles	1976	Monte Jackson	10	Rod Perry	8	18
Houston	1979	Mike Reinfeldt	12	J.C. Wilson	6	18
Seattle	1984	Kenny Easley	10	Dave Brown	8	18
5. Philadelphia	1971	Bill Bradley	11	Leroy Keyes	6	17
Baltimore	1977	Lyle Blackwood	10	Stan White	7	17
Kansas City	1980	Gary Barbaro	10	Eric Harris	7	17
St. Louis	1997	Ryan McNeil	9	Keith Lyle	8	17
9. MIAMI	1998	<b>TERRELL BUCKLEY</b>	8	<b>SAM MADISON</b>	8	16
Detroit	1970	Dick LeBeau	9	Sam Barney	7	16
Kansas City	1974	Emmitt Thomas	12	Kerry Reardon	4	16
Minnesota	1975	Paul Krause	10	Bobby Bryant	6	16
Buffalo	1977	Tony Greene	9	Mario Clark	7	16
Cleveland	1978	Thom Darden	10	Oliver Davis	6	16
Oakland	1980	Lester Hayes	13	Mike Davis	3	16
San Fran.	1981	Dwight Hicks	9	Ronnie Lott	7	16
Green Bay	1984	Tom Flynn	9	Tim Lewis	7	16
San Fran.	1986	Ronnie Lott	10	Tim McKeyer	6	16
Chicago	1990	Mark Carrier	10	Lemuel Stinson	6	16
Tampa Bay	2001	Ronde Barber	10	Donnie Abraham	6	16

**GAME HIGHLIGHTS:** In season-opening victory at Indianapolis (9/6), registered three tackles and five passes defended, including two interceptions of Peyton Manning passes, one of which he returned 21 yards for a touchdown . . . Marked the fourth time in his career and his third as a Dolphin that he picked off two passes in a game . . . His touchdown came on a 21-yard return in the fourth quarter, marking the fifth touchdown of his NFL career and third via an interception . . . Two of those returns have come as a Dolphin, and that total is tied with a group of ten other players for the third-most returns for touchdowns off interceptions in Dolphins history . . . Registered five stops, an interception and two passes defended in Monday night game at Jacksonville (10/12) . . . Returned two punts for 53 yards, including a long return of 31 yards, vs. St. Louis (10/18), when he received a game ball on special teams . . . Had three tackles, an interception and a fumble recovery at Buffalo (11/1) . . . Had four tackles, two passes defended and an interception vs. Indianapolis (11/8) . . . Added a pair of punt returns for 38 yards, including a long of 24 in the Colts contest . . . Was awarded a game ball on defense in win over New Orleans (11/29) when he registered four tackles and an interception . . . Only punt return in the Saints game went for a season-long 35 yards . . . Had four stops, an interception that he returned 45 yards and two passes defended at Oakland (12/6) . . . Tallied four tackles, an interception that he returned a season-long 61 yards and one forced fumble vs. N.Y. Jets (12/13) . . . Started both playoff games following the season at left cornerback . . . Recorded three tackles, a fumble recovery and a forced fumble . . . Both the fumble recovery and forced fumble occurred in First-Round playoff victory over Buffalo (1/2/99), when he was credited with two tackles.

**1997** – Started all 16 games for the second consecutive season and the fourth time in his NFL career . . . Opened 15 contests at left cornerback and one on the right side . . . Finished third on the team with a career-high 93 total tackles . . . Led club with four interceptions and 11 passes defended . . . Also recovered a fumble that he returned for a touchdown and forced a fumble . . . Returned four punts for a 14.5-yard average with a long of 26 on the season . . . Led team in tackles twice during the course of the year . . . Concluded the year with three interceptions over the final three weeks . . . Came up with a pair of tackles and his first interception of the year, vs. Tennessee (9/7) . . . Led squad with nine tackles, and added a pass defended and a forced fumble at Baltimore (10/19) . . . Registered three tackles and a fumble recovery vs. Chicago (10/27) . . . In that game, scooped up a Ricky Proehl fumble and returned it 22 yards for a touchdown, the fourth of his career and his first via a fumble recovery . . . It marked the first return of an opponents' fumble for a touchdown by a Dolphins player since December 24, 1995 when Pat Johnson brought back a Todd Kinchen fumble 37 yards for a



score against the Rams in St. Louis . . . Tallied seven tackles and two passes defended at Buffalo (11/2) . . . Had a season-high 10 tackles, in addition to a pass defended, vs. N.Y. Jets (11/9) . . . Totaled eight tackles and a pair of interceptions vs. Detroit (12/7), and was named AFC Defensive Player of the Week for his performance in the Dolphins' 33-30 victory over the Lions . . . Marked the third time in his career he picked off two passes in a game . . . In season finale vs. New England (12/22), registered four tackles and two passes defended, including an interception . . . Also saw punt return duty in the Patriots game, and brought back four punts for a 14.5-yard average with a long return of 26 yards . . . Started at left cornerback in Dolphins' 17-3 First-Round Playoff loss at New England (12/28) . . . Came up with four tackles and a pass defended in that game . . . Also fielded one punt that he returned 11 yards.

**1996** — Started all 16 games at left cornerback . . . Finished with 54 tackles (48 solo), one fumble recovery, two forced fumbles and team leading totals of six interceptions and 17 passes defended . . . Ranked tied for third in AFC and tied for fourth in NFL with six interceptions . . . His six interceptions set a personal single-season career-high at the time, surpassing his former single-season best of five interceptions which he set in 1994 as a member of the Green Bay Packers, and were the most by a Dolphin since Glenn Blackwood had six interceptions in 1985 . . . Opened season against New England (9/1) with two tackles, two passes defended and an interception . . . Had two tackles, a forced fumble and two interceptions at Arizona (9/8) for his second career game with two interceptions; he also had two INTs as a member of the Green Bay Packers on December 20, 1992, against the L.A. Rams . . . Totaled 65 yards on those returns, the second-highest total of his career . . . Recorded five tackles and one interception against N.Y. Jets (9/15) for fourth straight game with an interception (the finale of 1995 season on December 24 at St. Louis, and each of the first three games of '96), leaving him one game shy of the Dolphins' all-time record of an interception in five consecutive games, held by Dick Westmoreland, who had at least one interception in games nine through 13 of the 1967 season . . . Had four tackles, two passes defended and an interception of a Jim Kelly pass at Buffalo (10/13) . . . The interception came on a fourth-and-goal play with one minute remaining in regulation and the Dolphins ahead 14-7, and was returned 91 yards for a touchdown for his second touchdown off an interception in his career, with his other career touchdown off an interception coming on December 20, 1992, against the L.A. Rams as a member of the Green Bay Packers . . . In addition, Buckley's 91-yard return was the third-longest interception return in Dolphins history, surpassed only by a 96-yard return by Dick Anderson on November 24, 1968, at Boston, and Louis Oliver's club-record 103-yard return on October 4, 1992 at Buffalo . . . Posted three tackles and an interception at New England (11/3) . . . Recorded four tackles, one pass defended and one forced fumble at Oakland (12/1) . . . Closed season at N.Y. Jets (12/22) with four tackles, two passes defended and one fumble recovery.

**1995** — Played in 16 regular season games with four starts, and started one playoff contest . . . Acquired by Dolphins in a trade from the Green Bay Packers in exchange for past considerations on April 4, 1995 . . . Finished with 27 tackles (26 solo), one interception and seven passes defended . . . Added one kickoff return for 16 yards and one special teams tackle . . . Made Dolphins debut in a reserve role against N.Y. Jets (9/3) and recorded two tackles . . . Started final four games of the regular season . . . Made first Dolphins start against Atlanta (12/3) and posted three tackles . . . Recorded two tackles and two passes defended against Kansas City (12/11) with his second pass defended in that game coming with 1:31 remaining when he broke up a Steve Bono pass in the end zone on fourth down to preserve the Dolphins' 13-6 victory . . . Closed season at St. Louis (12/24) with six tackles, one interception, and two passes defended, and was honored as AFC Defensive Player of the Week for his performance in 41-22 win over the Rams . . . Became first Dolphins defensive back to capture the honor since Troy Vincent in the 1992 playoffs against San Diego and first in the regular season since safety Louis Oliver earned the award for his week five performance in 1992 at Buffalo . . . Had seven tackles and one pass defended in First-Round Playoff contest at Buffalo (12/30).

**1994** — Started all 16 regular season games and both playoff contests at left cornerback for the Packers . . . Finished with 59 tackles (48 solo), one fumble recovery, three forced fumbles and team-high totals of five interceptions and 17 passes defended . . . Ranked tied for fifth in NFC in interceptions . . . Posted the most interceptions by a Packers cornerback since Dave Brown had six pickoffs in 1989 . . . Registered a season-high four passes defended and added one tackle and an interception at Philadelphia (9/18) . . . Posted a season-best eight tackles and a pass defended at New England (10/2) . . . Recorded four tackles, two passes defended and an interception at Minnesota (10/20) . . . Had six tackles and a forced and recovered fumble against Detroit (11/6) . . . Registered six tackles and an interception against N.Y. Jets (11/13) . . . Posted six tackles, two passes defended and an interception at Buffalo (11/20)

... Had third consecutive game with an interception, and added four tackles and three passes defended, at Dallas (11/24) on Thanksgiving Day ... Recorded seven tackles and two passes defended, at Detroit (12/4) ... Started both playoff games ... Finished with four tackles (all solo) and three passes defended.

**1993** - Started all 16 regular season games and both playoff contests ... Finished with 53 tackles (51 solo), two interceptions and a team-leading 18 passes defended ... Added 11 punt returns for 76 yards for a 6.9 average per return ... Had a 39-yard punt return in season-opener against L.A. Rams (9/5) ... Recorded four tackles and two passes defended against Denver (10/10) ... Registered two tackles and an interception at Tampa Bay (10/24) ... Made season-high nine tackles and game-sealing interception at San Diego (12/12), when he picked off a Stan Humphries pass late in the game to preserve 20-13 win ... Started both playoff games ... Recorded seven tackles (six solo) and two interceptions ... Accounted for interceptions in playoff contests against Detroit (1/8/94) and at Dallas (1/15/94).

**1992** - Played in 14 games with 12 starts as a rookie ... Received Packers' Rookie of the Year trophy at Victor Sports Awards XXVII ... Finished with 32 tackles (30 solo), three interceptions, one fumble recovery and 16 passes defended ... Added 21 punt returns for 211 yards for a 10.0 avg. with a long of 58t and one touchdown ... Missed all of training camp and season opener as an unsigned rookie ... Signed with the Packers on September 11 ... Granted two-week roster exemption and missed contest against Tampa Bay (9/13) ... Appeared as a reserve defensive back and punt returner in the next two games ... Started the last 12 games at left cornerback ... Made a major impact in his NFL debut against Cincinnati (9/20) by returning a punt for a 58-yard touchdown ... Became the first Packer to return a punt for a touchdown since 1988 (Ron Pitts at Phoenix on Dec. 18) ... Had a 48-yard punt return at Detroit (11/1) ... Made first interception of pro career and as he picked off an Andre Ware pass against Detroit (12/6) ... Added four passes defended in the game ... Intercepted two passes and returned one for a 33-yard touchdown against L.A. Rams (12/20) ... First-round draft choice (fifth overall) of Green Bay in 1992.

## COLLEGE

Two-year starter and three-year letterman at Florida State (1989-91) ... Left as school's all-time leader in interceptions (22) and interception return yards (501) ... Career interception yardage total of 501 is an NCAA record ... Tied school records for touchdowns off interception returns (four) and punt returns (three) ... Named first-team All-American and won Jim Thorpe Award, given annually to nation's top defensive back, as a senior ... Led nation with 12 interceptions for 238 yards and two touchdowns ... Named second-team All-American by Associated Press, The Sporting News and The Football News as a junior ... Had six interceptions with two returned for touchdowns ... Played two years of varsity baseball and was a sprinter on the outdoor track team for one year ... Majored in theater with a minor in political science.

## PERSONAL

Married to Denise with daughters Sherrell (12/16/94), Brianna (3/1/98) and Britney (9/16/00) ... Family resides in Plantation, Fla. ... Rated as nation's top defensive back as a senior at Pascagoula (Miss.) High School ... Was the only player to earn first-team all-state honors as both junior and senior ... Set school record with 30 career interceptions, returning seven of them for touchdowns ... Also averaged 30 yards per punt return with seven TDs ... Won nine letters overall, including three each in football, baseball and track ... Played for the Atlanta Braves' A team in Macon, Ga. prior to reporting to Packers' training camp in July, 1994 ... Has worked on behalf of national "Feed the Children" campaign ... Is an avid golfer ... Has participated in several Celebrity Pro Tournament golf events ... Nickname is T-Buck ... Along with other Dolphins defensive backs, was part of the "No Pass Zone" program from 1997-99 in which each member donated three tickets for every home game to the Boys and Girls Clubs of Broward County ... Has participated in events benefiting the Make-A-Wish Foundation and the Cystic Fibrosis Foundation ... Has assisted in building houses for Habitat for Humanity ... This past offseason, was inducted into the Florida State University Sports Hall of Fame ... Born June 7, 1971, in Pascagoula, Miss.



## TERRELL BUCKLEY'S NFL REGULAR SEASON STATISTICS

YEAR	TEAM	G-S	TACK.	ASST.	TOTAL	FUM. REC.	INT.	YDS.	LG	TD
1992	Green Bay	14-12	30	2	32	1	3	33	33t	1
1993	Green Bay	16-16	51	2	53	0	2	31	31	0
1994	Green Bay	16-16	48	11	59	1	5	38	26	0
1995	Miami	16-4	26	1	27	0	1	0	0	0
1996	Miami	16-16	48	6	54	1	6	164	91t	1
1997	Miami	16-16	85	8	93	1	4	26	12	0
1998	Miami	16-16	45	9	54	1	8	157	61	1
1999	Miami	16-11	35	3	38	0	3	3	18	0
2000	Denver	16-16	32	1	33	0	6	110	33	1
2001	New England	15-1	24	2	26	0	3	76	52t	1
2002	New England	16-1	21	0	21	0	4	50	39	0
<b>11-YEAR TOTALS</b>		<b>173-125</b>	<b>445</b>	<b>45</b>	<b>490</b>	<b>5</b>	<b>45</b>	<b>688</b>	<b>91t</b>	<b>5</b>
<b>MIAMI TOTALS</b>		<b>80-63</b>	<b>239</b>	<b>27</b>	<b>266</b>	<b>3</b>	<b>22</b>	<b>350</b>	<b>91t</b>	<b>2</b>

## TERRELL BUCKLEY'S NFL PLAYOFF STATISTICS

YEAR	TEAM	G-S	TACK.	ASST.	TOTAL	FUM. REC.	INT.	YDS.	LG	TD
1993	Green Bay	2-2	6	1	7	0	2	0	0	0
1994	Green Bay	2-2	4	0	4	0	0	0	0	0
1995	Miami	1-1	8	1	9	0	0	0	0	0
1997	Miami	1-1	4	0	4	0	0	0	0	0
1998	Miami	2-2	3	0	3	1	0	0	0	0
1999	Miami	2-0	1	0	1	0	1	6	6	0
2000	Denver	1-1	0	0	0	0	0	0	0	0
2001	New England	3-0	4	1	5	1	1	0	0	0
<b>PLAYOFF TOTALS</b>		<b>14-9</b>	<b>30</b>	<b>3</b>	<b>33</b>	<b>2</b>	<b>4</b>	<b>6</b>	<b>6</b>	<b>0</b>
<b>MIAMI TOTALS</b>		<b>6-4</b>	<b>16</b>	<b>1</b>	<b>17</b>	<b>1</b>	<b>1</b>	<b>6</b>	<b>6</b>	<b>0</b>

## ADDITIONAL STATS

**Fumble Returned for Touchdown:** (Miami) 22 yards vs. Chicago (10/27/97)

**Punt Returns:** (Green Bay) 21 for 211 yards, 5 FC, 10.0 avg., long 58t, 1 TD in 1992; 11 for 76 yards, 5 FC, 6.9 avg., long 39 in 1993, (Miami) 3 for 24 yards, 1 FC, 8.0 avg., long 13 in 1996, 4 for 58 yards, 0 FC, 14.5 avg., long 26 in 1997, 29 for 354 yards, 3 FC, 12.2 avg., long 35 in 1998, 8 for 13 yards, 5 FC, 1.6 avg., long 8 in 1999, (Denver) 2 for 10 yards, 1 FC, 5.0 avg., long 11 in 2000 for total of 78 for 746 yards, 20 FC, 9.6 avg., long 58t, 1 TD (P-1 for 11 yards, 1 FC)

**Kickoff Returns:** (Miami) 1 for 16 yards in 1995, 1 for 48 yards in 1996 for total of 2 for 64, 32.0 avg., long 48

**Sacks:** (Miami) 1 for 7 yards in 1999, (New England) 1 for 11 yards in 2001 for total of 2 for 18 yards

**Forced Fumbles:** (Green Bay) 3 in 1994, (Miami) 2 in 1996, 1 in 1997, 2 in 1998 for total of 8 (P-1)

**Passes Defended:** (Green Bay) 16 in 1992, 18 in 1993, 17 in 1994, (Miami) 7 in 1995, 17 in 1996, 11 in 1997, 20 in 1998, 15 in 1999, (Denver) 8 in 2000, (New England) 7 in 2001, 12 in 2002 for total of 148 (P-7)

**Special Teams Tackles:** (Green Bay) 2 in 1993, (Miami) 1 in 1995, (New England) 1 in 2001, 1 in 2002 for total of 5

## SINGLE-GAME CAREER-HIGHS

**Most Interceptions:**

- 2 vs. L.A. Rams, 12/20/92
- 2 at Arizona, 9/8/96
- 2 vs. Detroit, 12/7/97
- 2 at Indianapolis, 9/6/98
- 2 at San Diego, 10/8/00
- 2 vs. Pittsburgh, 9/9/02


**Most Interception Return Yards:**

- 91 at Buffalo, 10/13/96
- 65 at Arizona, 9/8/96

# Longest Interception Returns:

64 at San Diego, 10/8/00  
91t at Buffalo, 10/13/96  
61 vs. N.Y. Jets, 12/13/98  
52t vs. St. Louis, 11/18/01

## Rob Burnett • 90 • Defensive End



Height/Weight.....6-4, 265  
Born.....8/27/67  
College .....Syracuse '90  
Acquired .....FA, 2002  
Signed Through.....2003  
NFL.....14th Season  
Dolphins .....Second Season

### PRO CAREER

**2002** — Signed a two-year contract with the Dolphins as a free agent on June 12, 2002 . . . Had been released by Baltimore on February 28 . . . Played in 15 games in his first season with the Dolphins, all in a reserve role . . . Collected 27 tackles (16 solo), four sacks for 15.5 yards in losses, one forced fumble and a pass defended . . . Also was credited with 17 QB hurries on the year, third-most on the team, trailing only Jason Taylor (41) and Adewale Ogunleye (26) . . . Posted a sack in his Dolphins debut, in season-opener vs. Detroit (9/8) . . . Recorded season-high figures of five tackles and 1.5 sacks vs. Buffalo (10/20), marking his highest sack total since he had two on December 17, 2000 at Arizona as a member of the Ravens . . . Had four stops against his former team, when the Dolphins recorded a 26-7 win vs. Baltimore (11/17), as they held the Ravens to just 157 yards of total offense and 66 rushing yards for a 3.0-yard average per carry . . . Produced another sack against Bills in contest at Buffalo (12/1) . . . Sustained a hip injury at Minnesota (12/21) and was inactive for season finale at New England (12/29).

**2001** — Started all 13 games in which he appeared at left end for the Ravens . . . Recorded 48 tackles (28 solo), a fumble recovery and five passes defended . . . Was inactive for three games with a fractured hand and a strained calf . . . Sat out contests vs. Cleveland (11/18), at Jacksonville (11/25) and vs. Indianapolis (12/2) . . . Started both playoff games following the season at left end . . . Recorded seven tackles (3 solo) and a half-sack . . . Posted four tackles and a half-sack in Divisional contest at Pittsburgh (1/20).

**2000** — Started all 16 games in which he played at left defensive end . . . Finished with 97 total tackles (53 solo), 10.5 sacks for 57 yards lost, five fumble recoveries, three forced fumbles and three passes defended . . . Tackle total ranked fourth on the team . . . Sack figure marked a team-best and was a personal career-high . . . It also tied for seventh in the AFC . . . Was named to the All-Pro teams for Football Digest, Football News and Sports Illustrated . . . Was a second team selection by AP . . . Part of a defense that led the league in points allowed (10.3 points per game) and was second in total defense (247.9 yards per game) . . . In season-opening 16-0 win over Pittsburgh (9/3), recorded six tackles, a sack and a forced fumble, and was named AFC Defensive Player of the Week . . . Lone career interception occurred two

### F I N S F A C T

Rob is a co-owner of a professional boxing management company, X-CEL Sports & Entertainment, Inc., which represents nearly a dozen professional boxers, including Ross "The Boss" Thompson, Sam "Bam Bam" Garr and Rhoshii Wells.



weeks later at Miami (9/17) when he picked off a Jay Fiedler pass that was first tipped by James Trapp . . . In 34-0 victory vs. Cincinnati (9/24), posted a season-high 2.5 sacks . . . Was named AFC Defensive Player of the Month for September . . . Established a season-high with eight tackles in 27-0 win over Dallas (11/19) . . . Tied his season-high with eight tackles, a fumble recovery and five QB hurries in 24-3 playoff-clinching win vs. San Diego (12/10) . . . Recorded two sacks at Arizona (12/17) . . . Started all four playoff games at left defensive end . . . Totaled 21 tackles, two sacks and one pass defended . . . Registered four tackles and a sack in Super Bowl XXXV win over the Giants (1/28/01).

**1999** – Started all 16 contests at left end . . . Posted 81 tackles (49 solo), 6.5 sacks for 33.5 yards lost, two forced fumbles and a career-best eight passes defended . . . Key part of a defense that ranked second in the NFL, allowing an average of only 263.9 yards an outing . . . Tackle total was fifth on team and second among linemen . . . Notched seven tackles, a pass defended and a forced fumble at Atlanta (10/3) . . . Forced fumble came when he stripped the ball from Byron Hanspard, leading to the game-tying field goal in a 19-13 overtime win . . . Produced five tackles, a sack and three passes defended vs. Buffalo (10/31) . . . Blocked a PAT vs. Cleveland (11/7) . . . Posted a season-high eight tackles, a sack and four QB hurries at Jacksonville (11/14) . . . Matched a season-best with eight stops, including a season-high two sacks, and a forced fumble at Pittsburgh (12/12).

**1998** – Opened all 16 games at left end . . . Notched 70 tackles (46 solo), 2.5 sacks for 24.5 yards lost and a fumble recovery . . . Tackle total was eighth on the team and third among linemen . . . Was credited with a season-high 12 tackles at Jacksonville (9/20) . . . Registered lone career safety, vs. Tennessee (10/11), when he sacked QB Steve McNair in the end zone . . . It marked the first individual safety in Ravens history.

**1997** – Opened all 15 games in which he played at left end . . . Recorded 59 tackles (40 solo), four sacks for 36 yards lost, a fumble recovery, a forced fumble and a pass defended . . . Had seven tackles, including a sack, in opener vs. Jacksonville (8/31) . . . Blocked a PAT in 24-23 victory vs. N.Y. Giants (9/14) . . . Posted a season-high nine stops vs. Pittsburgh (10/5) . . . Registered eight tackles, including a sack, vs. Philadelphia (11/16) . . . Was inactive for season finale at Cincinnati (12/21) with an ankle injury.

**1996** – Started all six games in which he played at left defensive end . . . Tallied 29 tackles (20 solo), three sacks for 17 yards lost and a forced fumble . . . Opened each of the first six contests . . . Had a season-best eight tackles, including a sack and a forced fumble, at Pittsburgh (9/8) . . . Sustained a right knee injury in the first quarter at Indianapolis (10/13) . . . Was inactive for each of the final ten regular season games . . . The first contest of that stretch that he missed, at Denver (10/20), snapped a string of 70 straight matchups in which he had started, dating back to the first game of the 1992 season . . . Underwent surgery to repair the anterior cruciate and medial collateral ligaments in his right knee on November 8.

**1995** – For the fourth consecutive season, started all 16 games at left end . . . Registered 85 tackles (44 solo), 7.5 sacks for 53 yards lost, a fumble recovery and two passes defended . . . Tackle total was first among Browns linemen . . . Also blocked three field goals . . . Blocked a Michael Husted 22-yard field goal attempt vs. Tampa Bay (9/10) . . . Blocked an Al Del Greco 41-yard field goal attempt at Houston (9/17) . . . Registered season-high figures of 11 tackles and 3.5 sacks in 29-26 overtime win at Cincinnati (10/29) . . . Came up just a half-sack shy of the Browns single-game record . . . Blocked a Doug Pelfrey 22-yard field goal attempt vs. Cincinnati (12/17).

**1994** – Started all 16 games at left end . . . Posted 82 tackles (52 solo), including a team-high ten sacks for 63.5 yards lost . . . Added a fumble recovery, a forced fumble and four passes defended . . . Was voted as a first alternate to the AFC Pro Bowl squad, but made the team after Buffalo's Bruce Smith could not play because of an injury . . . Had five tackles and two sacks at Houston (10/13) . . . Recorded five tackles and 1.5 sacks vs. Houston (11/27) . . . Started both playoff games following the season and posted three tackles.

**1993** – Started all 16 games at left end for the second straight year . . . Tallied 76 tackles (39 solo), nine sacks for 60 yards lost, two fumble recoveries and a pass defended . . . Also blocked a field goal . . . Sack total was second on the squad . . . Blocked a Mike Cofer 37-yard field goal attempt vs. San Francisco (9/13) . . . Notched a season-high eight tackles, including two sacks, vs. Pittsburgh (10/24) . . . Had six tackles and a pair of sacks vs. New Orleans (12/5).

**1992** – Started all 16 games at left end for the first time in his career . . . Finished with 60 tackles (37 solo), nine sacks for 53 yards lost, two fumble recoveries and four passes defended . . . Also blocked a field goal . . . Had five tackles, including a sack, vs. Miami (9/14) . . . Recorded a sack, fumble recovery and the first blocked field goal of his career, at L.A. Raiders (9/20), as he blocked a Jeff Jaeger attempt . . . Posted seven tackles while also establishing a season-high with 2.5 sacks, vs. Chicago (11/29).

**1991** – Started eight of the 13 games in which he played at left end . . . Recorded 31 tackles (17 solo), three sacks for 14 yards lost and a fumble recovery . . . Had four tackles and a sack in season-opener vs. Dallas (9/1) . . . First NFL fumble recovery came the following week at New England (9/8) . . . Notched a season-best five tackles, including a sack, at N.Y. Giants (9/22) . . . Had three tackles, a sack and a blocked PAT vs. Philadelphia (11/10).

**1990** – Started six of the 16 games in which he played at left end during his rookie season with the Browns . . . Produced 57 tackles (38 solo), two sacks for 17 yards lost and a forced fumble . . . Placed second on the team with 20 QB pressures . . . First NFL sack came vs. Atlanta (12/16) . . . Tallied a season-high seven tackles, in addition to his second sack in as many weeks, at Pittsburgh (12/23) . . . Was the winner of the Maurice Bassett Award as the Browns' top rookie in training camp, as selected by the media . . . Fifth-round draft choice (129th overall) of Cleveland in 1990.

## COLLEGE

Was a four-year letterman at Syracuse (1986-89) . . . Played defensive tackle and finished his career as the school's fourth all-time leading sacker with 18 . . . As a senior, was an honorable mention All-America selection, as well as a semifinalist for the Lombardi Award . . . Played in the East-West Shrine Game following his senior season . . . Recorded 63 tackles and 5.5 sacks as a junior . . . Had his most productive season his sophomore campaign when he compiled 43 tackles and 11 sacks . . . Redshirted in 1985 . . . Position coach in college was current Dolphins defensive line coach Clarence Brooks . . . Earned degree in economics.

## PERSONAL

Married this past offseason to Marian . . . Prepped at Newfield High School in Selden, N.Y. . . . Played linebacker there, and was an all-league, all-county and all-Long Island selection . . . Was team captain as a senior . . . Also lettered in baseball and basketball . . . Earned all-county honors as a catcher . . . During his tenure in Baltimore, established a charitable foundation called FOCUS ("Facing Our Children's Urban Situation"), in which money was donated for every sack the Ravens recorded to the Ravens' Courage House, a shelter in Timonium, Md. for children whose parents cannot properly care for them . . . Also has been involved in such charitable endeavors as "Toys for Tots", United Way, Police Athletic League and Make-A-Wish Foundation . . . Personally donated money for every sack he made to the Police Athletic League . . . Served as a spokesman for the Maryland Board of Education, and was a regular participant in the "Read with the Ravens" Program . . . Wears the initials "GWB" on his football shoes to honor his deceased grandfather . . . Full name is Robert Barry Burnett, born August 27, 1967 in East Orange, N.J.



## ROB BURNETT'S NFL REGULAR SEASON STATISTICS

YEAR	TEAM	G-S	TACK.	ASST.	TOTAL	FUM. REC.	FOR. FUM.	QB SACK	YDS LOST
1990	Cleveland	16-6	38	19	57	0	1	2	17
1991	Cleveland	13-8	17	14	31	1	0	3	14
1992	Cleveland	16-16	37	23	60	2	0	9	53
1993	Cleveland	16-16	39	37	76	2	0	9	60
1994	Cleveland	16-16	52	30	82	1	1	10	63
1995	Cleveland	16-16	44	41	85	1	0	7.5	53
1996	Baltimore	6-6	20	9	29	0	1	3	17
1997	Baltimore	15-15	40	19	59	1	1	4	36
1998	Baltimore	16-16	46	24	70	1	0	2.5	24.5
1999	Baltimore	16-16	49	32	81	0	2	6.5	33.5
2000	Baltimore	16-16	53	44	97	5	3	10.5	57
2001	Baltimore	13-13	28	20	48	1	0	0	0
2002	Miami	15-0	16	11	27	0	1	4	15.5
14-YEAR TOTALS		190-160	479	323	802	15	10	71	443.5
MIAMI TOTALS		15-0	16	11	27	0	1	4	15.5

## ROB BURNETT'S NFL PLAYOFF STATISTICS

YEAR	TEAM	G-S	TACK.	ASST.	TOTAL	FUM. REC.	FOR. FUM.	QB SACK	YDS LOST
1994	Cleveland	2-2	1	2	3	0	0	0	0
2000	Baltimore	4-4	14	7	21	0	0	2	12.0
2001	Baltimore	2-2	3	4	7	0	0	0.5	1.5
PLAYOFF TOTALS		8-8	18	13	31	0	0	2.5	13.5

## ADDITIONAL STATS

**Interceptions:** 1 for 3 yards in 2000

**Passes Defended:** (Cleveland) 4 in 1992, 1 in 1993, 4 in 1994, 2 in 1995, (Baltimore) 1 in 1997, 8 in 1999, 3 in 2000, 5 in 2001, (Miami) 1 in 2002 for total of 29 (P-1)

**Blocked Field Goals:** 1 in 1992, 1 in 1993, 3 in 1995 for total of 5

**Blocked PATs:** (Cleveland) 1 in 1991, (Baltimore) 1 in 1997, 1 in 1999 for total of 3

**Safeties:** 1 in 1998

## SINGLE-GAME HIGHS

**Most Sacks:**

3.5 at Cincinnati, 10/29/95

2.5 vs. Chicago, 11/29/92

2.5 vs. Cincinnati, 9/24/00

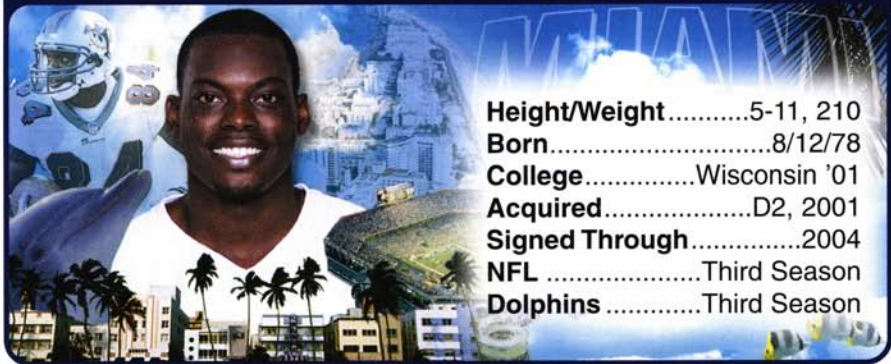
2.0, five times (last: at Arizona, 12/17/00)

## LEAGUE LEADERS IN FEWEST SACKS ALLOWED

The Dolphins hold NFL records for most seasons leading the league in fewest sacks allowed (10 — 1973, 1982-90) and most consecutive seasons leading the league in the same category (1982-90). In addition, during the 1988 and '89 seasons the Dolphins also set an NFL record by not allowing a quarterback sack in 19 consecutive games. The streak far outdistanced the previous NFL

mark of five straight games, which was accomplished on many occasions. In 1988, Miami also set an NFL sack record by allowing only seven sacks in the 16-game season.

# Chris Chambers • 84 • Wide Receiver



**Height/Weight**.....5-11, 210  
**Born**.....8/12/78  
**College**.....Wisconsin '01  
**Acquired**.....D2, 2001  
**Signed Through**.....2004  
**NFL**.....Third Season  
**Dolphins**.....Third Season

## PRO CAREER

**2002** – Started all 15 games in which he played . . . Was inactive for one game . . . Led team with 52 receptions for 734 yards . . . Also scored three touchdowns . . . Totaled 78 rushing yards on six carries, including a long run of 45 yards . . . Had seven catches of 25 yards or longer, second-most on the team, trailing only James McKnight (9) . . . Led team in receptions five times and in receiving yards on five occasions as well . . . Was inactive for game vs. Buffalo (10/20) while recovering from a concussion sustained the previous week at Denver (10/13) . . . Rushing total on the year was the fourth-highest single-season total by a Dolphins wide receiver, trailing only the 115 yards by Paul Warfield in 1971 (nine atts.), the 89 yards by Nat Moore in 1977 (14 atts.) and the 87 yards by Freddie Solomon in 1975 (four atts.) . . .

## F I N S F A C T

In addition to being a standout receiver in college, Chris also performed on the Wisconsin basketball team his freshman year.

**RECEIVING TOTALS OVER FIRST TWO YEARS:** Over his first two NFL seasons, Chambers has caught 100 passes for 1,617 yards and ten touchdowns . . . His yardage figure is the third-most ever by a Dolphin in his first two years with the team while his reception total is fourth:

## HIGHEST RECEIVING TOTALS BY A DOLPHIN IN HIS FIRST TWO YEARS WITH THE TEAM

### RECEPTIONS

PLAYER	YEARS	NO.
1. Irving Fryar	1993-94	137
2. Keith Byars	1993-94	110
3. Troy Stradford*	1987-88	104
4. <b>CHRIS CHAMBERS*</b>	<b>2001-02</b>	<b>100</b>
5. Oronde Gadsden*	1998-99	96
6. Terry Kirby*	1993-94	89

### RECEIVING YARDS

PLAYER	YEARS	YDs
1. Irving Fryar	1993-94	2,280
2. Paul Warfield	1970-71	1,699
3. <b>CHRIS CHAMBERS*</b>	<b>2001-02</b>	<b>1,617</b>
4. Oronde Gadsden*	1998-99	1,516
5. Mark Clayton*	1983-84	1,503
6. Nat Moore*	1974-75	1,310

\* Indicates first two years in the NFL

**GAME HIGHLIGHTS – VS. DETROIT (SEPT. 8):** Caught three passes for 36 yards, including a nine-yard TD reception from Jay Fiedler in season-opening 49-21 win vs. Detroit . . .

**AT KANSAS CITY (SEPT. 29):** Hauled in six passes for 102 yards, the fourth 100-yard receiving game of his career . . . Had a long catch of 38 yards, his third-longest reception of the season . . . Six catches marked the second-most receptions of his career, and now are tied for the third-highest total . . .

**VS. NEW ENGLAND (OCT. 6):** Had six receptions for 62 yards, including a seven-yard scoring catch from Jay Fiedler which gave the Dolphins a 14-0 lead in their 26-13 win over the defending Super Bowl champion Patriots . . .



**VS. OAKLAND (DEC. 15):** Turned in his second 100-yard receiving game of the season and the fifth of his career with seven catches for 138 yards, including a long catch of 40 yards, his second-longest reception of the season . . . Reception total tied a career-high that he first set on December 22, 2001 at New England, while his yardage total represented a career-best, surpassing his previous high of 124 yards achieved in that same Patriots game from last year . . . Also had a pair of catches of 29 yards apiece . . . Of his yardage total on the day, 117 came in the first half as he became the first Dolphin to have 100 yards receiving in a half since Chambers had 108 yards in the second half at New England on December 22, 2001 . . .

**AT MINNESOTA (DEC. 21):** Had two receptions for 58 yards, including a season-long 59-yard TD catch from Jay Fiedler on the game's fifth play from scrimmage . . . It was the second-longest pass play by the Dolphins in 2002 and the second-longest catch in Chambers' career . . .

**AT NEW ENGLAND (DEC. 29):** Did not catch a pass, but rushed three times for 59 yards, including a long run of 45 yards . . . 59 yards rushing tied for the highest single-game rushing total by a wide receiver in team history, along with the 59 yards (1 att.) by Freddie Solomon on December 5, 1976 against Buffalo . . . Chambers' 45-yard run is the third-longest ever by a Dolphins wide receiver, trailing only the 59-yard TD run by Solomon in that Bills game and a 48-yard run by Frank Jackson on November 26, 1967 against Buffalo.

**2001** — Turned in one of the most productive seasons of any rookie wide receiver in club history . . . Started seven of the 16 games in which he played . . . Finished with 48 receptions for 883 yards and seven touchdowns . . . Yardage and touchdown totals both led the team, as did his 18.4-yard average per reception . . . Reception figure ranked third . . . Was 18th in the AFC in receiving yards, while his average per catch was first among the top 20 receivers in both the AFC and NFC . . . Led the team in receptions once and in receiving yardage on three occasions . . . Topped the 100-yard receiving mark three times . . . Also returned 36 kickoffs for a 22.5-yard average with a long of 47 . . . Second-round draft choice (52nd overall) by the Dolphins in 2001, with a choice obtained from Indianapolis though Dallas in a draft-day trade-up . . .

**AMONG ROOKIE RECEIVERS:** In 2001, Chambers established the Dolphins' rookie single-season record for most receiving yards, snapping the previous mark of 874 set by RB Terry Kirby in 1993 . . . He also established the rookie mark for receiving touchdowns, as he broke the record first set by Andre Brown, who had five scores in 1989 . . . His reception total tied for the third-most ever by a Dolphins rookie in a season, and was second among wide receivers . . .

## MIAMI DOLPHINS ROOKIE SINGLE-SEASON RECEIVING LEADERS

RECEIVING YARDS			RECEPTIONS			RECEIVING TOUCHDOWNS		
PLAYER	YEAR	YDs.	PLAYER	YEAR	REC.	PLAYER	YEAR	TDs
<b>C. CHAMBERS</b>	<b>2001</b>	<b>883</b>	T. Kirby (RB)	1993	75	<b>C. CHAMBERS</b>	<b>2001</b>	<b>7</b>
T. Kirby (RB)	1993	874	J. Clancy	1967	67	A. Brown	1989	5
J. Clancy	1967	868	<b>C. CHAMBERS</b>	<b>2001</b>	<b>48</b>	R. McMichael (TE)	2002	4
N. Moore	1974	605	T. Stradford (RB)	1987	48	J. Harper (RB)	1967	3
F. Edmunds (TE)	1988	575	J. Kiick (RB)	1968	44	J. Cefalo	1978	3
						F. Edmunds (TE)	1988	3
						T. Kirby (RB)	1993	3

\* All players are wide receivers except as noted

On the season, Chambers topped all NFL rookies in both receiving yardage and touchdowns, and tied for second in receptions . . .

## NFL ROOKIE RECEIVING LEADERS IN 2001

RECEIVING YARDS			RECEPTIONS			RECEIVING TOUCHDOWNS		
PLAYER	TEAM	YDs.	PLAYER	TEAM	REC.	PLAYER	TEAM	TDs
<b>C. CHAMBERS</b>	<b>MIA.</b>	<b>883</b>	L. Tomlinson (RB)	S.D.	59	<b>C. CHAMBERS</b>	<b>MIA.</b>	<b>7</b>
R. Gardner	Wash.	741	<b>C. CHAMBERS</b>	<b>MIA.</b>	<b>48</b>	R. Gardner	Wash.	4
K. Robinson	Sea.	536	R. Gardner	Wash.	46	D. Terrell	Chi.	4

\* All players are wide receivers except as noted

In 2001, Chambers had the most productive season of any rookie wide receiver in the NFL . . . With 48 receptions for 883 yards and seven touchdowns, he led all rookie wide receivers in each of these three categories . . . Chambers' performance is particularly impressive when

you consider the fact that nine wide receivers were selected before him, as he was not taken until the second round, the 52nd pick overall . . . The following is a look at the rookie seasons of the top ten wide receivers taken in the 2001 draft:

## TOP TEN WIDE RECEIVERS SELECTED IN THE 2001 DRAFT

PLAYER	TEAM	ROUND OVERALL		REC.	YDS.	AVG.	LG	TD
		DRAFTED	PICK					
David Terrell	Chicago	1	8	34	415	12.2	62	4
Koren Robinson	Seattle	1	9	39	536	13.7	42	1
Rod Gardner	Washington	1	15	46	741	16.1	85t	4
Santana Moss	N.Y. Jets	1	16	2	40	20.0	33	0
Freddie Mitchell	Philadelphia	1	25	21	283	13.5	29	1
Reggie Wayne	Indianapolis	1	30	27	345	12.8	43	0
Quincy Morgan	Cleveland	2	33	30	432	14.4	78	2
Chad Johnson	Cincinnati	2	36	28	329	11.8	28	1
Robert Ferguson	Green Bay	2	41	0	0	0.0	0	0
<b>CHRIS CHAMBERS</b>	<b>MIAMI</b>	<b>2</b>	<b>52</b>	<b>48</b>	<b>883</b>	<b>18.4</b>	<b>74t</b>	<b>7</b>

**LONG RECEPTIONS:** Chambers had 14 receptions of 25 yards or longer in 2001, tied for the fourth-highest total in the NFL . . .

## 2001 NFL LEADERS IN RECEPTIONS OF 25 YARDS OR LONGER

PLAYER	TEAM	GAMES PLAYED	NUMBER
1. Terrell Owens	San Francisco	16	18
2. David Boston	Arizona	16	15
Marvin Harrison	Indianapolis	16	15
<b>4. CHRIS CHAMBERS*</b>	<b>MIAMI</b>	<b>16</b>	<b>14</b>
Derrick Mason	Tennessee	16	14

\* Rookie

His 74-yard touchdown catch from Jay Fiedler on November 11 at Indianapolis is tied for the second-longest ever by a Dolphins rookie and is the longest by a rookie wide receiver:

## LONGEST RECEPTIONS BY A DOLPHINS ROOKIE

PLAYER	POS.	LENGTH	QUARTERBACK	DATE	OPPONENT
1. Ferrell Edmunds	TE	80t	Dan Marino	11/27/88	at N.Y. Jets
<b>2. CHRIS CHAMBERS</b>	<b>WR</b>	<b>74t</b>	<b>JAY FIEDLER</b>	<b>11/11/01</b>	<b>AT INDIANAPOLIS</b>
Stanley Pritchett	FB	74t	Dan Marino	9/15/96	vs. N.Y. Jets

**AVERAGE PER RECEPTION:** Chambers' average per reception in 2001 of 18.4 was first among the top 20 receivers in both the AFC and NFC . . . In addition, it was the highest by a Dolphin (minimum of 24 receptions) since Mark Duper put together a 19.6-yard norm (67-1,313) in 1986 and Mark Clayton accounted for a 19.2-yard average that same year (60-1,150) . . . Chambers' average per catch of 18.4 also marked a new Dolphins rookie record, surpassing the previous mark of 17.4, first set by TE Ferrell Edmunds in 1988:

## HIGHEST AVERAGE PER CATCH BY A DOLPHINS ROOKIE

PLAYER	POS.	YEAR	AVG.
<b>1. CHRIS CHAMBERS</b>	<b>WIDE RECEIVER</b>	<b>2001</b>	<b>18.4</b>
2. Ferrell Edmunds	Tight End	1988	17.4
3. Andre Brown	Wide Receiver	1989	17.1
4. Nat Moore	Wide Receiver	1974	16.4

Chambers also owns two of the top three highest single-game average per reception figures by a Dolphins rookie (minimum 3 receptions) . . . He put together a rookie-record 37.7-yard average (3-113) on November 11 at Indianapolis, breaking the old mark of 30.3, first set by Mel Baker (4-121) on December 15, 1974 against New England . . . His 25.3-yard average (3-76) on October 28 at Seattle is the third-highest figure:



## HIGHEST SINGLE-GAME AVERAGE PER RECEPTION BY A DOLPHINS ROOKIE

PLAYER	DATE	OPPONENT	REC.	YDS.	AVG.
1. <b>CHRIS CHAMBERS</b>	11/11/01	<b>AT INDIANAPOLIS</b>	3	113	37.7
2. Mel Baker	12/15/74	vs. New England	4	121	30.3
3. <b>CHRIS CHAMBERS</b>	10/28/01	<b>AT SEATTLE</b>	3	76	25.3
4. Duriel Harris	11/12/76	vs. Baltimore	5	116	23.2
5. Andre Brown	10/29/89	at Buffalo	5	105	21.0

**100-YARD RECEIVING GAMES:** Chambers had three 100-yard receiving games on the year, tied with Jack Clancy (1967) for the most ever by a Dolphins rookie . . . His first came on November 11 at Indianapolis when he had three catches for 113 yards and two touchdowns, representing the first 100-yard receiving game by a Dolphins rookie since December 19, 1993, when running back Terry Kirby had nine catches for 148 yards and a TD against Buffalo . . . It was the first by a rookie wide receiver since Andre Brown amassed 106 yards and a TD on five receptions on October 29, 1989 at Buffalo . . . He also had five catches for 101 yards and two touchdowns on November 25 at Buffalo, and seven catches for 124 yards on December 22 at New England . . .

## MOST 100-YARD RECEIVING GAMES BY A DOLPHINS ROOKIE

PLAYER	POSITION	YEAR	NO.
1. <b>CHRIS CHAMBERS</b>	<b>WIDE RECEIVER</b>	2001	3
Jack Clancy	Wide Receiver	1967	3
3. Terry Kirby	Running Back	1993	2
4. Four different players			1

**ROOKIE OF THE MONTH:** Chambers was named the NFL Offensive Rookie of the Month for November . . . In four games that month, caught 14 passes for 293 yards and four touchdowns . . . Amassed more than 100 yards receiving in two of those four games . . . Became the third Dolphins rookie to win such an honor, joining LB Zach Thomas (October, 1996) and T Todd Wade (October, 2000) . . .

**POSTSEASON HONORS:** Was a consensus all-rookie selection . . . Was named the NFL Offensive Rookie of the Year by both Football News and Football Digest . . . In a vote of South Florida media and fans, was named the Dolphins Newcomer of the Year for 2001, the first rookie to earn this honor since Jason Taylor in 1997 . . .

**GAME HIGHLIGHTS – AT TENNESSEE (SEPT. 9):** Made NFL debut in a starting role as the Dolphins opened with three wide receivers . . . Caught two passes for 52 yards . . . First NFL reception was a 36-yard grab from Jay Fiedler in the first quarter . . . He became just the fourth rookie wide receiver to start on opening day, joining John Roderick (1966), Karl Noonan (1966) and Otto Stowe (1971) . . .

**AT ST. LOUIS (SEPT. 30):** Had four catches for 59 yards with a long of 33 . . . Also fielded kickoffs for the first time in his career, as he returned two for a 34.5-yard average with a long of 47 . . .

**AT SEATTLE (OCT. 28):** Recorded three receptions for 76 yards, including a long reception of 43 . . . Marked his fourth-highest yardage total of the season . . . Was awarded an offensive game ball . . .

**AT INDIANAPOLIS (NOV. 11):** Had three receptions for 113 yards and two touchdowns, marking the first 100-yard receiving game of his career . . . Was awarded an offensive game ball . . . It was the eighth-highest single-game yardage total by a Dolphins rookie . . . 37.7-yard average per reception in that game is the highest ever by a Dolphins rookie in a game (min. 3 receptions) . . . It was the first 100-yard receiving game by a Dolphins rookie since RB Terry Kirby had nine catches for 148 yards and a TD on December 19, 1993 against Buffalo . . . It was the first by a Dolphins wide receiver since October 29, 1989 when Andre Brown had five catches for 106 yards and a TD at Buffalo . . . Had scoring catches of 74 and 29 yards . . . 74-yarder occurred with 3:04 to play in the first half and it marked the longest by a Dolphins rookie since FB Stanley Pritchett hauled in a 74-yard scoring catch from Dan Marino on September 15, 1996 against the N.Y. Jets . . . The 74-yard TD catches are tied for second for the longest receptions by a Dolphins rookie, trailing only the 80-yarder by TE Ferrell Edmunds from Marino on November 27, 1988 at the N.Y. Jets, while Chambers' is the longest by a rookie wide receiver . . . His 29-yarder came with 7:44 to play in the contest and provided the winning points in Miami's 27-24 victory . . . He became just the second Dolphins rookie ever to have

two TD catches in a game, joining Mel Baker, who had scoring catches of 37 and 46 yards from Earl Morrall on December 15, 1974 against New England . . . Along with Travis Minor's 56-yard TD run, it marked the first time that a rushing touchdown and a receiving touchdown had been scored by Dolphins rookies in the same game since September 13, 1999 at Denver, when J.J. Johnson had a one-yard TD run and Rob Konrad had a 12-yard TD reception from Dan Marino . . . It was the first time that a rookie running back and wide receiver had touchdowns in the same game since October 24, 1993 against Indianapolis, when WR O.J. McDuffie had a 71-yard punt return for a TD and RB Terry Kirby had a 44-yard scoring reception from Scott Mitchell and a 14-yard TD run . . . It was the first time that a rookie wide receiver had a TD reception and a rookie running back had a TD run in the same game since November 19, 1989 at Dallas, when RB Sammie Smith had a one-yard scoring run and WR Andre Brown had a 48-yard TD catch from Marino . . .

**AT BUFFALO (NOV. 25):** Had five catches for 101 yards, and spearheaded a fourth-quarter comeback in which the Dolphins responded from an 11-point deficit with a pair of touchdown catches in the final period . . . First scoring catch was from 22 yards out and came with 4:07 to play in the game and closed the Bills' lead to three points at 27-24 . . . Hauled in a 32-yard scoring strike with 48 seconds remaining, lifting the Dolphins to the 34-27 victory . . . It represented his second 100-yard receiving game of the year and was the second time that he hauled in a pair of touchdowns . . . Along with Oronde Gadsden's 116 receiving yards, it was the first time that two Dolphins had 100 yards receiving in the same game since December 5, 1999 against Indianapolis when Gadsden (103 yards) and Tony Martin (109 yards) accomplished the feat . . . It was only the third time that a Dolphins rookie was involved in a dual 100-yard receiving game, as he joined TE Ferrell Edmunds (117 yards along with 116 by Mark Clayton on 11/27/88 at N.Y. Jets) and WR Andre Brown (105 yards along with 122 by Clayton on 10/29/89 at Buffalo) . . .

**VS. DENVER (DEC. 2):** Caught three passes for 35 yards, including an 11-yard TD catch from Jay Fiedler, his fifth TD reception of the year, tying him with Andre Brown (1989) for the Dolphins rookie record for most touchdown catches . . .

**VS. INDIANAPOLIS (DEC. 10):** In Monday night game, hauled in three passes for 36 yards, two of which went for touchdowns, marking his third multiple-touchdown game of the year . . . First TD catch was a two-yarder, 4:19 into the second quarter as he established the club's single-season record for touchdown catches by a rookie . . . Also caught a 32-yard scoring pass in the fourth quarter . . .

**AT NEW ENGLAND (DEC. 22):** Led the Dolphins with seven receptions for 124 yards, his third 100-yard receiving game of the year . . . Seven catches are tied for the seventh-highest single-game total by a Dolphins rookie, while his yardage figure is the third-highest total . . .

## DOLPHINS SINGLE-GAME ROOKIE RECEIVING BESTS

### RECEPTIONS

PLAYER	OPP., DATE	NO.
1. Rob Konrad	@ Wash., 1/2/00	10
2. Terry Kirby	vs. Buff., 12/19/93	9
3. Jack Clancy	at Oak., 11/19/67	8
Jack Clancy	vs. S.D., 12/10/67	8
Troy Stradford	vs. Pitt., 11/1/87	8
Terry Kirby	vs. Giants, 12/5/93	8
7. <b>CHRIS CHAMBERS AT N.E., 12/22/01</b>		7
Several other players		7

### RECEIVING YARDS

PLAYER	OPP., DATE	YDS.
1. Terry Kirby	vs. Buff., 12/19/93	148
2. Jack Clancy	at Hou., 12/3/67	126
3. <b>CHRIS CHAMBERS AT N.E., 12/22/01</b>		124
4. Mel Baker	vs. N.E., 12/15/74	121
5. Ferrell Edmunds	at Jets, 11/27/88	117
6. Duriel Harris	vs. Balt., 11/22/76	116
7. Jack Clancy	at Oak., 11/19/67	114
8. <b>CHRIS CHAMBERS AT IND., 11/11/01</b>		113

**VS. BUFFALO (JAN. 6):** In season finale, started in place of an injured Oronde Gadsden . . . Had three receptions for a team-high 48 yards . . . Sustained a sprained right ankle in the game, causing him to miss First-Round Playoff game vs. Baltimore (1/13/02).

## COLLEGE

Four-year letterman (1997-00) for the Badgers . . . Played in 43 games in his career, starting each of the final 33 . . . Finished with 127 receptions for 2,004 yards and 16 touchdowns . . . Also rushed for 17 yards on two carries, returned one kickoff for 15 yards and fielded five punts for two yards . . . Ranks second on the school's all-time list for receptions and yardage, trailing



only former New York Jet Al Toon (131-2,103) . . . Despite playing in only nine games as a senior because of a stress fracture in his right foot, put together the most productive season of his career with 52 receptions for 813 yards and five touchdowns . . . Was a second-team All-Big 10 Conference choice . . . Had the best game of his career when he hauled in 11 passes for 191 yards against Iowa . . . That came one week after he had 11 receptions for 173 yards and a touchdown against Purdue . . . Missed two games as a junior with a broken finger, but still led the team in receiving with 41 catches for 578 yards and four scores, and was an honorable mention All-Big 10 pick . . . Also topped the team in receiving his sophomore season when he totaled 28 catches for 563 yards and one touchdown, which came on an 80-yard grab against Michigan . . . Was a backup guard on the Badger basketball team during his freshman year of 1997-98 . . . Majored in sociology and law.

## PERSONAL

Single . . . Earned All-America accolades and was a two-time all-state performer at Bedford (Ohio) High School . . . Totaled 75 receptions and 24 touchdowns in his prep career . . . Also lettered in basketball and track . . . As a senior, was a third-team all-state selection in basketball . . . In track, was the state champion in the 400-meters as a senior with a time of 47.1 . . . Has assisted in building houses for Habitat for Humanity . . . The Cleveland Browns were his favorite team growing up and Eric Metcalf was his favorite athlete . . . Lists "The Matrix" as his favorite movie and "Martin" as his favorite television show . . . Enjoys watching movies in his spare time . . . Started his own web site this past offseason, located at [www.chrischambers84.com](http://www.chrischambers84.com) . . . Full name is Chris J. Chambers, born August 12, 1978 in Cleveland, Ohio.

### CHRIS CHAMBERS' NFL REGULAR SEASON STATISTICS

YEAR	TEAM	G-S	NO.	RECEIVING				TD	RUSHING			
				YDS.	AVG.	LG			ATT.	YDS.	LG	TD
2001	Miami	16-7	48	883	18.4	74t		7	1	-11	-11	0
2002	Miami	15-15	52	734	14.1	59t		3	6	78	45	0
2-YEAR TOTALS		31-22	100	1617	16.2	74t		10	7	67	45	0

### CHRIS CHAMBERS' NFL PLAYOFF STATISTICS

YEAR	TEAM	G-S	NO.	RECEIVING				TD	RUSHING			
				YDS.	AVG.	LG			ATT.	YDS.	LG	TD
2001	Miami	0-0	0	0	0	0		0	0	0	0	0

### ADDITIONAL STATS

Kickoff Returns: 36 for 811 yards, 22.5 avg., long 47 in 2001

Miscellaneous Tackles: 8 in 2001, 2 in 2002 for total of 10

### SINGLE-GAME HIGHS

Most Receptions:	7	at New England, 12/22/01
	7	vs. Oakland, 12/15/02
	6	at Kansas City, 9/29/02
	6	vs. New England, 10/6/02
	5	at Buffalo, 11/25/01
Most Receiving Yards:	138	vs. Oakland, 12/15/02
	124	at New England, 12/22/01
	113	at Indianapolis, 11/11/01
	102	at Kansas City, 9/29/02
	101	at Buffalo, 11/25/01
Longest Receptions:	74t	at Indianapolis, 11/11/01
	59t	at Minnesota, 12/21/02
	44	at New England, 12/22/01
	43	at Seattle, 10/28/01
	40	vs. Oakland, 12/15/02

<b>Most TD Receptions:</b>	2	at Indianapolis, 11/11/01
	2	at Buffalo, 11/25/01
	2	vs. Indianapolis, 12/10/01
<b>Most Kickoff Returns:</b>	5	at Seattle, 10/28/01
	5	at Indianapolis, 11/11/01
	4	at San Francisco, 12/16/01
<b>Most Kickoff Return Yards:</b>	127	at Indianapolis, 11/11/01
	109	at Seattle, 10/28/01
	87	at San Francisco, 12/16/01
<b>Long Kickoff Returns:</b>	47	at St. Louis, 9/30/01
	47	at Seattle, 10/28/01
	46	vs. Carolina, 11/4/01

### 100-YARD RECEIVING GAMES (5)

DATE	OPPONENT	NO.	YDS.	LG	TD
11/11/01	at Indianapolis	3	113	74t	2
11/25/01	at Buffalo	5	101	32t	2
12/22/01	at New England	7	124	44	0
9/29/02	at Kansas City	6	102	38	0
12/15/02	vs. Oakland	7	138	40	0

### 2001 GAME-BY-GAME STATISTICS

DATE	OPPONENT	P/S	RECEIVING				RUSHING				W/L	SCORE
			NO.	YDS.	LG	TD	ATT.	YDS.	LG	TD		
9/9	at Tennessee	S	2	52	36	0	0	0	0	0	W	31-23
9/23	OAKLAND	P	2	36	27	0	0	0	0	0	W	18-15
9/30	at St. Louis	P	4	59	33	0	0	0	0	0	L	10-42
10/7	NEW ENGLAND	P	0	0	0	0	0	0	0	0	W	30-10
10/14	at N.Y. Jets	P	3	53	28	0	0	0	0	0	L	17-21
10/28	at Seattle	P	3	76	43	0	1	-11	-11	0	W	24-20
11/4	CAROLINA	P	4	54	28	0	0	0	0	0	W	23-6
11/11	at Indianapolis	S	3	113	74t	2	0	0	0	0	W	27-24
11/18	N.Y. JETS	P	2	25	13	0	0	0	0	0	L	0-24
11/25	at Buffalo	P	5	101	32t	2	0	0	0	0	W	34-27
12/2	DENVER	S	3	35	14	1	0	0	0	0	W	21-10
12/10	INDIANAPOLIS	P	3	36	32t	2	0	0	0	0	W	41-6
12/16	at San Francisco	S	2	27	18	0	0	0	0	0	L	0-21
12/22	at New England	S	7	124	44	0	0	0	0	0	L	13-20
12/30	ATLANTA	S	2	44	35	0	0	0	0	0	W	21-14
1/6/02	BUFFALO	S	3	48	36	0	0	0	0	0	W	34-7
1/13/02	BALTIMORE#		INACTIVE								L	3-20
<b>2001 TOTALS</b>		16-7	48	883	74t	7	1	-11	-11.0	0	11-5	
<b>PLAYOFF TOTALS</b>			INACTIVE								0-1	

### 2002 GAME-BY-GAME STATISTICS

DATE	OPPONENT	P/S	RECEIVING				RUSHING				W/L	SCORE
			NO.	YDS.	LG	TD	ATT.	YDS.	LG	TD		
9/8	DETROIT	S	3	36	20	1	0	0	0	0	W	49-21
9/15	at Indianapolis	S	4	57	26	0	0	0	0	0	W	21-13
9/22	N.Y. JETS	S	4	33	17	0	1	6	6	0	W	30-3
9/29	at Kansas City	S	6	102	38	0	0	0	0	0	L	30-48
10/6	NEW ENGLAND	S	6	62	17	1	0	0	0	0	W	26-13
10/13	at Denver	S	0	0	0	0	0	0	0	0	W	24-22
10/20	BUFFALO		INACTIVE								L	10-23
11/4	at Green Bay	S	5	55	13	0	0	0	0	0	L	10-24
11/10	at N.Y. Jets	S	3	48	21	0	0	0	0	0	L	10-13
11/17	BALTIMORE	S	4	50	18	0	1	0	0	0	W	26-7
11/24	SAN DIEGO	S	4	34	11	0	1	13	13	0	W	30-3
12/1	at Buffalo	S	2	17	14	0	0	0	0	0	L	21-38
12/9	CHICAGO	S	2	34	26	0	0	0	0	0	W	27-9



# 2002 GAME-BY-GAME STATISTICS

DATE	OPPONENT	P/S	RECEIVING				RUSHING				W/L	SCORE
			NO.	YDS.	LG	TD	ATT.	YDS.	LG	TD		
12/15	OAKLAND	S	7	138	40	0	0	0	0	0	W	23-17
12/21	at Minnesota	S	2	68	59t	1	0	0	0	0	L	17-20
12/29	at New England	S	0	0	0	0	3	59	45	0	L	24-27*
2002 TOTALS			15-15	52	734	59t	3	6	78	45	0	9-7

\* - overtime # - playoff game


## CHRIS CHAMBERS' RECEIVING BREAKDOWN

	2002						CAREER					
	G	NO	YDS	AVG	LG	TD	G	NO	YDS	AVG	LG	TD
Buffalo	1	2	17	8.5	14	0	3	10	166	16.6	36	2
Miami	-	-	-	-	-	-	-	-	-	-	-	-
New England	2	6	62	10.3	17	1	4	13	186	14.3	44	1
N.Y. Jets	2	7	81	11.6	21	0	4	12	159	13.3	28	0
<b>AFC East</b>	<b>5</b>	<b>15</b>	<b>160</b>	<b>10.7</b>	<b>21</b>	<b>1</b>	<b>11</b>	<b>35</b>	<b>511</b>	<b>14.6</b>	<b>44</b>	<b>3</b>
Baltimore	1	4	50	12.5	18	0	1	4	50	12.5	18	0
Cincinnati	-	-	-	-	-	-	-	-	-	-	-	-
Cleveland	-	-	-	-	-	-	-	-	-	-	-	-
Pittsburgh	-	-	-	-	-	-	-	-	-	-	-	-
<b>AFC Central</b>	<b>1</b>	<b>4</b>	<b>50</b>	<b>12.5</b>	<b>18</b>	<b>0</b>	<b>1</b>	<b>4</b>	<b>50</b>	<b>12.5</b>	<b>18</b>	<b>0</b>
Houston	-	-	-	-	-	-	-	-	-	-	-	-
Indianapolis	1	4	57	14.3	26	0	3	10	206	20.6	74	4
Jacksonville	-	-	-	-	-	-	-	-	-	-	-	-
Tennessee	-	-	-	-	-	-	1	2	52	26.0	36	-
<b>AFC South</b>	<b>1</b>	<b>4</b>	<b>57</b>	<b>14.3</b>	<b>26</b>	<b>0</b>	<b>4</b>	<b>12</b>	<b>258</b>	<b>21.5</b>	<b>74</b>	<b>4</b>
Denver	1	0	0	0.0	0	0	2	3	35	11.7	14	1
Kansas City	1	6	102	17.0	38	0	1	6	102	17.0	38	0
Oakland	1	7	138	19.7	40	0	2	9	174	19.3	40	0
San Diego	1	4	34	8.5	11	0	1	4	34	8.5	11	0
<b>AFC West</b>	<b>4</b>	<b>17</b>	<b>274</b>	<b>16.1</b>	<b>40</b>	<b>0</b>	<b>6</b>	<b>22</b>	<b>345</b>	<b>15.7</b>	<b>40</b>	<b>1</b>
<b>AFC Total</b>	<b>11</b>	<b>40</b>	<b>541</b>	<b>13.5</b>	<b>40</b>	<b>1</b>	<b>22</b>	<b>73</b>	<b>1164</b>	<b>15.9</b>	<b>74</b>	<b>8</b>
Dallas	-	-	-	-	-	-	-	-	-	-	-	-
N.Y. Giants	-	-	-	-	-	-	-	-	-	-	-	-
Philadelphia	-	-	-	-	-	-	-	-	-	-	-	-
Washington	-	-	-	-	-	-	-	-	-	-	-	-
<b>NFC East</b>	<b>-</b>	<b>-</b>	<b>-</b>	<b>-</b>	<b>-</b>	<b>-</b>	<b>-</b>	<b>-</b>	<b>-</b>	<b>-</b>	<b>-</b>	<b>-</b>
Chicago	1	2	34	17.0	26	0	1	2	34	17.0	26	0
Detroit	1	3	36	12.0	20	1	1	3	36	12.0	20	1
Green Bay	1	5	55	11.0	13	0	1	5	55	11.0	13	0
Minnesota	1	2	68	34.0	59	1	1	2	68	34.0	59	1
<b>NFC Central</b>	<b>4</b>	<b>12</b>	<b>193</b>	<b>16.1</b>	<b>59</b>	<b>2</b>	<b>4</b>	<b>12</b>	<b>193</b>	<b>16.1</b>	<b>59</b>	<b>2</b>
Atlanta	-	-	-	-	-	-	1	2	44	22.0	35	0
Carolina	-	-	-	-	-	-	1	4	54	13.4	28	0
New Orleans	-	-	-	-	-	-	-	-	-	-	-	-
Tampa Bay	-	-	-	-	-	-	-	-	-	-	-	-
<b>NFC South</b>	<b>-</b>	<b>-</b>	<b>-</b>	<b>-</b>	<b>-</b>	<b>-</b>	<b>2</b>	<b>6</b>	<b>98</b>	<b>16.3</b>	<b>35</b>	<b>0</b>
Arizona	-	-	-	-	-	-	-	-	-	-	-	-
St. Louis	-	-	-	-	-	-	1	4	59	14.8	33	0
San Francisco	-	-	-	-	-	-	1	2	27	13.5	18	0
Seattle	-	-	-	-	-	-	1	3	76	25.3	43	0
<b>NFC West</b>	<b>-</b>	<b>-</b>	<b>-</b>	<b>-</b>	<b>-</b>	<b>-</b>	<b>3</b>	<b>9</b>	<b>162</b>	<b>18.0</b>	<b>43</b>	<b>0</b>
<b>NFC Total</b>	<b>4</b>	<b>12</b>	<b>193</b>	<b>16.1</b>	<b>59</b>	<b>2</b>	<b>9</b>	<b>27</b>	<b>453</b>	<b>16.8</b>	<b>59</b>	<b>2</b>
Home	7	30	387	12.9	40	2	15	49	665	13.6	40	5
Road	8	22	347	15.8	59	1	16	51	952	18.7	74	5
1st Down	15	17	340	20.0	59	1	31	34	622	18.3	59	5
2nd Down	15	23	279	12.1	29	1	31	38	504	13.3	35	1
3rd Down	15	11	104	9.5	17	1	31	26	470	18.1	74	4
4th Down	15	1	11	11.0	11	0	31	2	21	10.5	11	0
1st Half	15	29	424	14.6	59	3	31	50	797	15.9	74	5
2nd Half	15	23	310	13.5	38	0	31	50	820	16.4	44	5
Overtime	1	0	0	0.0	0	0	-	-	-	-	-	-
Grass	12	44	592	13.5	40	2	24	77	1126	14.6	44	5
Turf	3	8	142	17.8	59	1	7	23	491	21.3	74	5

## CHRIS CHAMBERS' RECEIVING BREAKDOWN

	2002						CAREER					
	G	NO	YDS	AVG	LG	TD	G	NO	YDS	AVG	LG	TD
Aug./Sept.	4	17	228	13.4	38	1	7	25	375	15.0	38	1
October	2	6	62	10.3	17	1	5	12	191	15.9	43	1
November	4	16	187	11.7	21	0	8	30	480	16.0	74	4
Dec./Jan.	5	13	257	19.8	59	1	11	33	571	17.3	59	4
Games 1-8	7	28	345	12.3	38	2	15	49	788	16.1	74	4
Games 9-16	8	24	389	16.2	59	1	16	51	829	16.3	59	6
Wins	9	34	444	13.1	40	2	20	64	1039	16.2	74	9
Losses	6	18	290	16.1	59	1	11	36	578	16.1	59	1
Ties	-	-	-	-	-	-	-	-	-	-	-	-

## Larry Chester • 64 • Defensive Tackle



**Height/Weight**.....6-2, 325

**Born**.....10/17/75

**College** .....Temple '98

**Acquired** .....UFA (Car.), 2002

**Signed Through**.....2006

**NFL**.....Sixth Season

**Dolphins**.....Second Season

## PRO CAREER

**2002** — Signed a four-year contract with the Dolphins as an unrestricted free agent from Carolina on March 5, 2002 . . . Started all 16 games at right defensive tackle in his first season with the Dolphins and was an integral part of a defense that allowed an average of 97.1 yards rushing per game, tied for fifth in the NFL . . . Marked the first time in his NFL career that he opened all 16 contests . . . Finished ninth on the team with 53 total tackles (32 solo) . . . Added 1.5 sacks for five yards lost, one fumble recovery and three passes defensed . . . Got stronger as season wore on . . . Of his tackle total, 37 came over the final eight games . . . First sack as a Dolphin occurred in season-opener vs. Detroit (9/8) when he dropped Lions QB Mike McMahon for a five-yard loss . . . Lone fumble recovery came at a critical moment in 24-22 win at Denver (10/13) . . . With the Broncos at the Dolphins' 1 and leading Miami 9-7, recovered a Mike Anderson fumble that was forced by Jason Taylor . . . Posted a season-high eight stops in 30-3 victory over San Diego (11/24), when the Dolphins held the Chargers to just 144 yards of total offense, including 64 on the ground and a 3.2-yard average per rush attempt . . . Was awarded a defensive game ball in 27-19 Monday night win over Chicago (12/9) as the Dolphins held the Bears to 195 yards of total offense . . . Added seven stops at Minnesota (12/21).

**2001** — Signed with Carolina as a free agent on May 18, 2001 . . . Played in 11 games, including five starts for the Panthers . . . Despite missing five games, finished eighth on the team with 55 total tackles (36 solo) . . . Added a half-sack and a fumble recovery . . . Collected six tackles and a fumble recovery at Washington (10/21) . . . Made first start of the year the following week vs. N.Y. Jets (10/28) and registered five stops . . . Had a season-high nine tackles at Miami (11/4) . . . Produced seven tackles at St. Louis (11/11) . . . Had one tackle and a half-sack vs. Atlanta (11/25) before sustaining a broken left fibula . . . Was inactive each of the next three weeks before being placed on the team's injured reserve list on December 28.

## F I N S F A C T

An avid weightlifter, Larry was the nation's No. 2 ranked high school powerlifter as a senior.



**2000** – Appeared in all 16 games in a reserve role with Indianapolis . . . Posted 19 tackles (nine solo), 2.5 sacks and a fumble recovery . . . Had two tackles and a sack in season-opener at Kansas City (9/3) . . . Had a fumble recovery vs. Detroit (10/29) . . . Recorded a pair of stops and a sack in Monday night game vs. Buffalo (12/11) . . . Appeared in First-Round Playoff game at Miami (12/30) in a reserve role and posted two tackles.

**1999** – Turned in the most productive season of his career . . . Played in all 16 games, starting eight of them at left defensive tackle . . . Registered 67 total tackles (47 solo), a sack, a fumble recovery and a forced fumble . . . Recovered a fumble vs. Buffalo (9/12) . . . Came up with a career-high 12 tackles vs. Kansas City (11/7) . . . Recorded a sack and a forced fumble at Philadelphia (11/12) . . . Saw action as a reserve in Divisional Playoff game vs. Tennessee (1/16/00) . . . Was credited with seven stops.

**1998** – Signed by Indianapolis as an undrafted rookie free agent . . . Was waived on August 31 and signed to the practice squad on September 2 . . . Was signed to the 53-man roster on September 10 . . . Went on to play in 14 games, starting two of them . . . Notched 31 total tackles (23 solo), three sacks and a pass defended . . . Collected a season-high seven tackles in second NFL game, at N.Y. Jets (9/20) . . . Posted the first sack of his career the following week vs. New Orleans (9/27), as he tackled QB Danny Wuerffel for a loss . . . Also had sacks vs. Buffalo (10/11) and vs. Cincinnati (12/13) . . . First NFL start came at Miami (11/8) . . . Second start came at Baltimore (11/29) as he answered with six tackles . . . Was an NFL first-team all-rookie selection by Pro Football Weekly.

## COLLEGE

Played his final two collegiate seasons (1996-97) at Temple after transferring from Southwest Mississippi Junior College in Summit, Miss., where he also played two years (1994-95) . . . Was a second-team All-Big East choice as a senior in 1997 as he amassed 63 tackles, including seven for loss, five sacks and a fumble recovery.

## PERSONAL

Was married to Neiko Sanders during the 2002 season . . . Lettered three years at Hammond (La.) High School . . . Was a Division 4A All-District choice as an offensive tackle and a second-team selection at defensive tackle both his junior and senior seasons . . . Finished second in the nation in powerlifting as a senior, benching 430 pounds and deadlifting 630 pounds . . . Also lettered in track where he earned all-state accolades in the shot put and discus . . . Is an avid follower of professional wrestling . . . Full name is Larry Travis Chester, born October 17, 1975 in Hammond, La.

### LARRY CHESTER'S NFL REGULAR SEASON STATISTICS

YEAR	TEAM	G-S	TACK.	ASST.	TOTAL	FUM. REC.	FOR. FUM.	QB SACK	YDS LOST
1998	Indianapolis	14-2	23	8	31	0	0	3	19
1999	Indianapolis	16-8	40	27	67	1	1	1	18
2000	Indianapolis	16-0	9	10	19	1	0	2.5	7.5
2001	Carolina	11-5	36	19	55	1	0	0.5	7
2002	Miami	16-16	32	21	53	1	0	1.5	5
<b>5-YEAR TOTALS</b>		<b>73-31</b>	<b>140</b>	<b>85</b>	<b>225</b>	<b>4</b>	<b>1</b>	<b>8.5</b>	<b>56.5</b>
<b>MIAMI TOTALS</b>		<b>16-16</b>	<b>32</b>	<b>21</b>	<b>53</b>	<b>1</b>	<b>0</b>	<b>1.5</b>	<b>5.0</b>

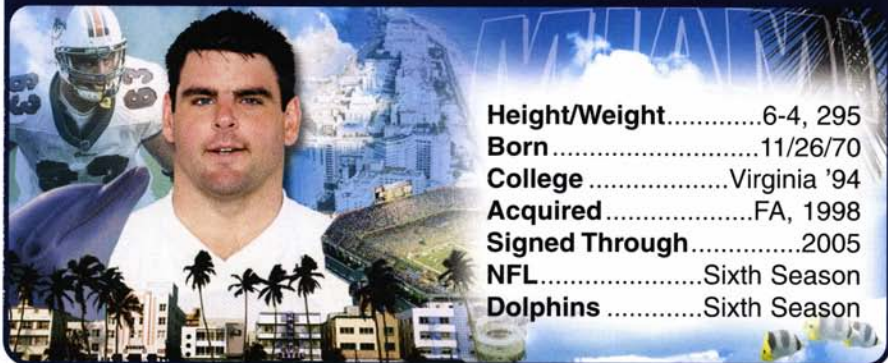
### LARRY CHESTER'S NFL PLAYOFF STATISTICS

YEAR	TEAM	G-S	TACK.	ASST.	TOTAL	FUM. REC.	FOR. FUM.	QB SACK	YDS LOST
1999	Indianapolis	1-0	6	1	7	0	0	0	0
2000	Indianapolis	1-0	1	1	2	0	0	0	0
<b>PLAYOFF TOTALS</b>		<b>2-0</b>	<b>7</b>	<b>2</b>	<b>9</b>	<b>0</b>	<b>0</b>	<b>0</b>	<b>0</b>

## ADDITIONAL STATS

**Passes Defended:** (Indianapolis) 1 in 1998, (Miami) 3 in 2002 for total of 4

## Mark Dixon • 63 • Tackle/Guard



**Height/Weight**.....6-4, 295  
**Born**.....11/26/70  
**College**.....Virginia '94  
**Acquired**.....FA, 1998  
**Signed Through**.....2005  
**NFL**.....Sixth Season  
**Dolphins**.....Sixth Season

## PRO CAREER

**2002** – Was re-signed to a three-year contract on the eve of free agency, on February 27, 2003 . . . Started 12 of the 13 games in which he played at left tackle in '02, his first season playing that spot after manning the left guard position each of his first four NFL seasons . . .

Was inactive for three contests . . . Part of a line that paved the way for a running game that was first in the AFC and second in the NFL, averaging 156.4 yards a contest . . . The 2,502 yards rushing compiled by the Dolphins was the third-highest total in franchise history and the most since 1973 when they amassed 2,521 yards . . . In addition, they led the way for running back Ricky Williams, who led the NFL with a Dolphins single-season record 1,853 yards rushing . . . The unit also allowed just 25 quarterback sacks on the year, fourth in the AFC and seventh in the NFL . . . Took part in every offensive snap over the first three weeks of the season . . . Sustained a sprained left ankle at Kansas City (9/29) and was inactive each of the next three weeks . . . Saw action strictly on special teams in Monday night game at Green Bay (11/4) . . . Returned to starting spot at left tackle for game at N.Y. Jets (11/10) . . . Missed just 13 offensive snaps from that point through the remainder of the regular season . . . Was awarded offensive game balls for his performances in wins over N.Y. Jets (9/22) and vs. San Diego (11/24).

**2001** – Started each of the first ten games of the season at left guard . . . Played in all but five offensive snaps over the first nine matchups . . . Sustained a fractured right fibula with associated ligament damage in first quarter of game at Buffalo (11/25) . . . Underwent surgery on December 4 to stabilize the fracture . . . Chief Team Physician Dr. George Caldwell and Dr. Robert Mills, a foot and ankle specialist, performed the surgery at Holy Cross Hospital in Ft. Lauderdale . . . Was placed on injured reserve that same day, and remained there for the final six regular season games and First-Round Playoff contest . . . Underwent subsequent surgery on March 13, 2002 to remove two syndesmotric screws, which were inserted on December 4 . . . Dr. Caldwell performed the surgery at Holy Cross Hospital.

**2000** – Signed a three-year contract through the 2002 season on June 6, 2000 . . . Started all 15 games in which he played at left guard . . . Underwent arthroscopic surgery on October 9 to remove loose bodies from his left elbow . . . The surgery was performed by Dr. John Uribe at HealthSouth Doctors' Hospital in Coral Gables . . . It was an injury he sustained in a game vs. Buffalo (10/8) . . . Was inactive for Monday night game at N.Y. Jets (10/23) . . . Was awarded

## F I N S F A C T

After being cut by Philadelphia in his first NFL training camp in 1994, Mark went to work on a golf course in North Carolina, earning \$6 an hour.



game balls for his performances in wins at Indianapolis (11/26), at Buffalo (12/3) and at New England (12/24) . . . Part of an offensive line that led a running game which amassed 1,894 yards, the most by a Dolphins team since 1984 . . . The unit also allowed only 28 sacks, tied for the fourth-fewest in the AFC and fifth in the NFL . . . Was a first-team All-Pro selection by Sports Illustrated . . . Following the season, underwent an arthroscopic debridement of his left shoulder and right elbow on January 10 . . . Both surgeries were performed by Dr. Uribe at HealthSouth Doctors' Hospital . . . Started both postseason contests following the 2000 season at left guard.

**1999** – Was one of the most productive offensive linemen for the Dolphins for the second consecutive season in 1999 . . . Started all 13 regular season games in which he played at left guard . . . Sustained a right groin strain vs. Arizona (9/19), causing him to be inactive for three of the next four games (vs. Buffalo 10/4, at Indianapolis 10/10 and vs. Philadelphia 10/24) . . . Was awarded offensive game balls for his performances in wins at Oakland (10/31) and vs. New England (11/21) . . . Started both postseason contests following the 1999 season at left guard, the first two playoff games of his NFL career.

**1998** – Turned out to be perhaps the most pleasant surprise for the Dolphins in 1998 after signing as a free agent on January 22, 1998 . . . Earned a starting spot at left guard during the preseason and kept it into the regular season . . . Started each of the first eight games of the season at left guard and did not miss an offensive snap over that time . . . Was awarded offensive game balls for his performances vs. Pittsburgh (9/20) and vs. St. Louis (10/18) . . . Saw action in a reserve role vs. Indianapolis (11/8) due to a neck injury . . . Opened each of the next two games (at Carolina 11/15 and at New England 11/23) at left guard . . . Aggravated his neck injury at New England (11/23) when he sustained a cervical spine disc herniation . . . Was placed on injured reserve on November 25 . . . Underwent surgery on December 7 to correct the disc problem . . . The surgery was performed by Dr. Frank Eismont at the University of Miami Jackson Memorial Hospital.

**1994-97** – Played the first three years of his professional career (1995-97) in the Canadian League . . . Was with the Baltimore Stallions in 1995 and the Montreal Alouettes, 1996-97 . . . Started all 18 regular season games and both playoff contests at left tackle in 1997 . . . Opened seven games at right guard in 1996 when injuries limited his playing time . . . Started each of the final five regular season matchups and every postseason game at right guard in 1995 as the Stallions went on to capture the Grey Cup championship . . . Played with Frankfurt of the World League in 1995 . . . Attended NFL training camps with Philadelphia in 1994 and Atlanta in 1995 . . . Was released prior to the regular season both times.

## COLLEGE

Started 28 games in his four-year career (1990-93) for the Cavaliers, including all but one contest over his final two seasons . . . Served as team captain his senior year when he started ten games at left guard and was a consensus All-Atlantic Coast Conference and All-America selection . . . Played in the Senior Bowl . . . Majored in sociology.

## PERSONAL

Has two daughters, Houston Elizabeth and Emily . . . Resides in Davie, Fla . . . Attended Ragsdale High School in Jamestown, N.C . . . Lettered in football, basketball and baseball . . . Has assisted in building houses for Habitat For Humanity . . . Has served as a youth baseball coach in the Davie (Fla.) Police Athletic League . . . Has co-hosted a weekly radio show on WQAM, the Dolphins flagship radio station . . . Enjoys doing crossword puzzles in spare time . . . Was the PFWA Dolphins Chapter "Good Guy" Award winner for 2002 because of his cooperation with the media . . . Full name is Mark Keller Dixon, born November 26, 1970, in Charlottesville, Va.

### MARK DIXON'S NFL REGULAR SEASON STATISTICS

**GAMES/STARTS:** 1998: 11/10, 1999: 13/13, 2000: 15/15, 2001: 10/10, 2002: 13/12  
**5-YEAR TOTALS:** 62/60

## MARK DIXON'S NFL PLAYOFF STATISTICS

**GAMES/STARTS:** 1998: Injured Reserve, 1999: 2/2, 2000: 2/2, 2001: Injured Reserve  
**PLAYOFF TOTALS:** 4/4

### ADDITIONAL STATS

**Miscellaneous Tackles:** 1 in 1998

**Miscellaneous Fumbles Recovered:** 2 in 1998

## Deon Dyer • 33 • Fullback



**Height/Weight**.....5-11, 255  
**Born**.....10/2/77  
**College**.....North Carolina '00  
**Acquired**.....D4, 2000  
**Signed Through**.....2004  
**NFL**.....Fourth Season  
**Dolphins**.....Fourth Season

### PRO CAREER

**2002** – Played in 13 games, all in a reserve role . . . Was inactive for three contests . . . Did not have any rush attempts or receptions on the season . . . Was credited with one tackle on special teams . . . Saw most extensive playing time on offense in opener vs. Detroit (9/8) as the Dolphins rushed for 182 yards as a team, a 4.4-yard average, including 111 yards by Ricky Williams . . . Was inactive for games at Denver (10/13), at Green Bay (11/4) and at N.Y. Jets (11/10).

**2001** – Played in a reserve role in all 16 regular season games . . . Served mainly as a blocking back, did not post any offensive stats over the course of the year . . . Saw most extensive action of the season vs. New England (10/7) and vs. Buffalo (1/6/02) . . . In those two games, the Dolphins ran for 209 and 202 yards, respectively, and averaged 4.7 yards per rush attempt combined in the two contests . . . Started First-Round Playoff game vs. Baltimore (1/13/02), the first start of his NFL career, regular season or postseason . . . Did not have any stats in that game . . . Underwent a pair of surgeries following the season, both on January 23, 2002 . . . Had surgery for the removal of bone spurs and loose bodies that resulted from a right hand fracture that he sustained in the second preseason game of '01, on August 13 at Tampa Bay . . . That surgery was performed by Dr. Brian Fingado, a hand specialist, at Holy Cross Hospital in Ft. Lauderdale . . . The second procedure was to remove a loose body and debride his right shoulder joint . . . Chief Team Physician Dr. George Caldwell performed that surgery, also at Holy Cross.

**2000** – Played in all 16 regular season games during his rookie season, all in a reserve role . . . Did not carry the ball, caught two passes for 14 yards with a long catch of 13 . . . Was credited with three special teams tackles over the course of the season . . . Appeared in

### F I N S F A C T

Although Deon gained just 258 yards rushing as a junior at North Carolina, he was named the team's Outstanding Offensive Player because of his blocking prowess, leadership abilities and selfless style of play.





both playoff contests following the 2000 season in a reserve role . . . Did not post any stats . . . Fourth-round draft choice (117th overall) of Miami in 2000.

## COLLEGE

Was a four-year letterman (1996-99) for the Tar Heels who started each of his final three seasons . . . Finished his career with 639 yards rushing and nine touchdowns on 186 attempts, and 20 receptions for 183 yards and a pair of scores . . . As a senior in 1999, ran for 233 yards and two touchdowns on 73 carries and caught seven passes for 55 yards and one touchdown . . . Played in the Senior Bowl following the season . . . Had his most productive season as a junior in 1998 when he rushed for 258 yards and six touchdowns on 84 carries and caught six passes for 58 yards and a TD . . . Touchdown total of seven tied for the team lead . . . Missed the final regular season game and the Gator Bowl in his sophomore season with a fractured left fibula . . . Was the squad's co-recipient of the Outstanding Special Teams Player Award after his freshman year . . . Majored in African-American Studies.

## PERSONAL

Single, resides in Chesapeake, Va . . . Earned all-district, all-region and all-state honors as a junior and senior at Deep Creek High School in Chesapeake, Va . . . Rushed for 1,790 yards and 27 touchdowns as a senior, including a 301-yard rushing performance in a 1995 playoff game . . . Also lettered in track and field, where he performed in the shot put . . . Lists The Bible as favorite book, "Heat" as favorite movie, "Friends" as favorite television show, Bob Marley as favorite recording artist and Walter Payton as favorite athlete . . . Hobbies include playing Playstation . . . Has assisted in building houses for Habitat for Humanity . . . Full name is Deon J. Dyer, born October 2, 1977, in Chesapeake, Va.

### DEON DYER'S NFL REGULAR SEASON STATISTICS

YEAR	TEAM	G-S	ATT.	RUSHING				NO.	RECEIVING			
				YDS.	AVG.	LG	TD		YDS.	LG	TD	
2000	Miami	16-0	0	0	0.0	0	0	2	14	13	0	
2001	Miami	16-0	0	0	0.0	0	0	0	0	0	0	
2002	Miami	13-0	0	0	0.0	0	0	0	0	0	0	
<b>3-YEAR TOTALS</b>		<b>45-0</b>	<b>0</b>	<b>0</b>	<b>0.0</b>	<b>0</b>	<b>0</b>	<b>2</b>	<b>14</b>	<b>13</b>	<b>0</b>	

### DEON DYER'S NFL PLAYOFF STATISTICS

YEAR	TEAM	G-S	ATT.	RUSHING				NO.	RECEIVING			
				YDS.	AVG.	LG	TD		YDS.	LG	TD	
2000	Miami	2-0	0	0	0.0	0	0	0	0	0	0	
2001	Miami	1-1	0	0	0.0	0	0	0	0	0	0	
<b>PLAYOFF TOTALS</b>		<b>3-1</b>	<b>0</b>	<b>0</b>	<b>0.0</b>	<b>0</b>	<b>0</b>	<b>0</b>	<b>0</b>	<b>0</b>	<b>0</b>	

### ADDITIONAL STATS

**Special Teams Tackles:** 1 in 2000, 1 in 2002 for total of 2

**Special Teams Fumble Recoveries:** 1 in 2001

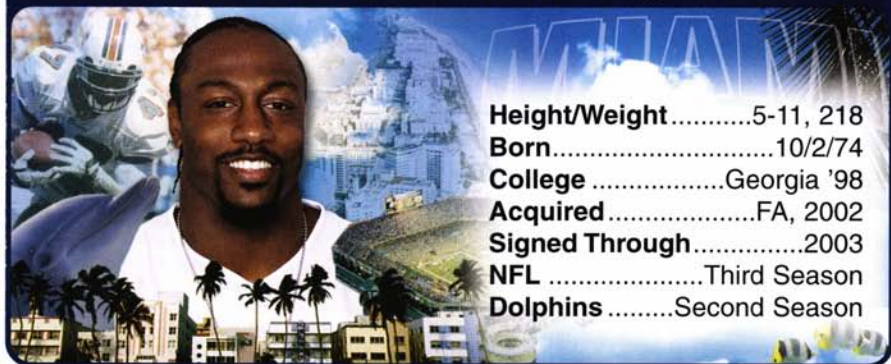
**Miscellaneous Tackles:** 1 in 2000

**Kickoff Returns:** 2 for 24 yards, 12.0 avg., long 14 in 2001

## NFL RECORD FOR CONSECUTIVE HOME WINS

The Dolphins hold the NFL record for most consecutive home games won. Miami won 27 straight regular-season home games (31 overall) at the Orange Bowl from 1971-74.

# Robert Edwards • 47 • Running Back



Height/Weight.....5-11, 218  
 Born.....10/2/74  
 College .....Georgia '98  
 Acquired .....FA, 2002  
 Signed Through.....2003  
 NFL .....Third Season  
 Dolphins .....Second Season

## PRO CAREER

**2002** — Signed a one-year contract with the Dolphins as a free agent on March 6, 2002 . . . Was perhaps the top comeback story in the NFL in 2002 . . . Returned to the playing field after missing each of the previous three seasons (1999-2001) following a severe knee injury in which he nearly lost his leg in a beach flag football game during Pro Bowl week in Hawaii following the 1998 season . . . Played in 12 games, all in a reserve role for Miami in '02 . . . Was inactive for four contests . . . Was fourth on the team with 107 yards rushing and a touchdown on 20 attempts . . . Caught 18 passes for 126 yards and a score . . . Added one tackle on special teams . . . Had most productive outing in season-opener vs. Detroit (9/8), which marked his first NFL game since January 3, 1999 at Jacksonville as a member of the New England Patriots in an AFC First-Round playoff game . . . In the Lions contest, rushed for 20 yards on a season-high four carries, including a one-yard TD run, and caught a season-high four passes for 38 yards, including a four-yard scoring catch from Jay Fiedler . . . The two scores tied for his personal single-game high achieved on two previous occasions (vs. Kansas City, 10/11/98; vs. San Francisco, 12/20/98) . . . The four catches tied for the second-highest total of his career . . . When he hauled in the four-yard TD reception with 3:59 to play in the third quarter, it marked his first touchdown since he had a five-yard TD run on December 20, 1998 against San Francisco . . . Edwards also became the first Dolphin to record a rushing touchdown and a receiving touchdown in the same game since the 2001 season-opener, on September 9 at Tennessee, when Lamar Smith had a four-yard run and a 65-yard reception . . . Rushed for a season-high 34 yards on just three carries, including a season-long 19-yard run, in Monday night game at Green Bay (11/4) . . . Was inactive for each of the final four regular season games . . .

**POSTSEASON HONORS:** For his comeback, Edwards was named Sports Illustrated's Comeback Player of the Year . . . Finished second in the Associated Press Comeback Player of the Year voting, trailing only Pittsburgh QB Tommy Maddox . . . Also was the winner of the "George Halas Award", as presented by the Pro Football Writers of America, and was the Dolphins recipient of the Ed Block Courage Award.

**2001** — Went to training camp with New England in 2001 . . . Did not play in any preseason games before being waived on August 24, 2001.

**2000** — Was placed on New England's Reserve/Non-Football Injury list on August 22, 2000, where he spent the entire season.

**1999** — Following the '98 season, sustained a severe left knee dislocation during an all-star beach flag football event during the week of the Pro Bowl in Hawaii . . . Was placed on the Patriots' Reserve/Non-Football Injury list on August 31, 1999, where he spent the entire season.

## FINS FACT

Robert played cornerback his first two years at the University of Georgia before making the move to running back, where he rushed for nearly 2,000 yards in just two years.





**1998** — Started 15 of the 16 games in which he played during his rookie season . . . Rushed for 1,115 yards and nine touchdowns on 291 attempts . . . Added 35 receptions for 331 yards and three scores . . . His 1,115 yards represented the eighth-best rushing performance in franchise history at the time (now ninth) and he became just the fifth Patriot to rush for over 1,100 yards in a season (now sixth) . . . It ranked tenth overall in the AFC and second among rookie rushers, trailing only Jacksonville's Fred Taylor (1,223) . . . Reception total was third on the team behind Ben Coates (67) and Terry Glenn (50) . . . His 12 total touchdowns was the fifth-highest single-season total in Patriots history (now sixth), tying Mack Herron's 1974 season total . . . It placed him third in the AFC behind Terrell Davis (23) and Fred Taylor (17) . . . Led the team in rushing in 14 of the 16 games and either led or shared the lead as a receiver in four others . . . Made his NFL debut at Denver (9/7), as he split time with Sedrick Shaw . . . Didn't start, but led the team in rushing with 50 yards on 13 carries, scoring his first career touchdown on a one-yard run in the second quarter . . . Made his NFL starting debut the following week in the home opener vs. Indianapolis (9/13) . . . Finished the game with 107 yards of offense, including 71 yards on three receptions (23.4 avg.) and scored on another one-yard run late in the game to give the Patriots a 29-0 advantage in a 29-6 final . . . Broke free for a season-long 53-yard run vs. Tennessee (9/20) and finished the game with 92 yards on just 12 carries (7.7 avg.) and scored on another touchdown run, extending his streak to three games . . . Scored on an eight-yard run the following week at New Orleans (10/4) and finished just three yards shy of his first 100-yard rushing game in a 30-27 victory over the Saints . . . Posted his first 100-yard game the following week vs. Kansas City (10/11), as he rushed for 104 yards on 23 carries (4.5 avg.), and scored for the 32nd consecutive week, on a one-yard run in the first quarter . . . Also caught three passes for 32 yards, including a diving 15-yard touchdown which put the Patriots ahead 17-0 in a 40-10 win over the Chiefs . . . It was his first career touchdown reception and the first multiple touchdown game of his career . . . Set an NFL record in his sixth week, vs. New York (10/19), when he scored a touchdown in his sixth consecutive game as a pro . . . No player in NFL history had ever started their careers with touchdowns scored in each of their first six games . . . For the second week in a row, he rushed for 104 yards and a touchdown and also had four receptions for 24 yards . . . His record-breaking touchdown run converted a fourth-and-goal from the one . . . Recorded a single-game high of 196 yards rushing at St. Louis (12/13), which was the fourth-highest single-game total in Patriots history and was the fourth-highest total in the NFL in '98 . . . Accounted for three of his four longest runs in that game, from 53, 47 and 36 yards out . . . Carried the ball 24 times in that game, tying a season-high, giving him an 8.2-yard average per attempt that day . . . Fourth and final 100-yard game came the following week in a playoff clinching victory over San Francisco (12/20) when he rushed for 101 yards on 24 carries and scored on a five-yard run . . . Also added four receptions for 52 yards and scored the game's opening touchdown on a 19-yard catch from Scott Zolak . . . It was his second multiple touchdown game of the season . . . Had a season-high five receptions vs. Atlanta (11/8) . . . Rushed for 28 yards on 17 carries and caught three passes for 33 yards in a First-Round Playoff loss at Jacksonville (1/3/99) . . . First of two first-round draft choices (18th overall) of New England in 1998, with a choice obtained from the Jets as part of the compensation package for the signing of RB Curtis Martin as a restricted free agent . . .

**POSTSEASON HONORS:** Earned postseason all-rookie team honors from Pro Football Weekly, College & Pro Football Weekly, Football Digest and Football News . . . Also selected as the Shaw's Supermarkets 12th Player Award.

## COLLEGE

Was a four-year letterman (1993-94, 1996-97) at Georgia . . . Was recruited as a cornerback in 1993, but made the transition to running back after two years as a defensive back . . . Started 18 of 22 games . . . Finished his collegiate career by rushing for 1,955 yards and 27 touchdowns on 371 carries (5.3 avg.) . . . Rushing total ranks 11th all-time among Bulldog career leaders despite playing the position for just over two seasons . . . His career average of 5.3-yards per carry ranks eighth in school history and his 27 career rushing touchdowns ties him with Tim Worley for fifth place . . . Started seven of nine games as a senior in 1997 and rushed for 830 yards and 12 touchdowns on 142 attempts, and was a second-team All-America selection and a first-team All-Southeastern Conference choice . . . Rushed for a career-high 186 yards and two touchdowns on 19 carries (9.8 avg.) vs. Kentucky . . . Touchdown runs were 44 and 80 yards . . . His 80-yard run was the longest of his career and the longest since Worley went 89 yards vs. Florida in 1985 . . . His 186-yard rushing total was the most by a Bulldog back since Garrison Hearst collected 246 yards against Vanderbilt in 1992 . . . Was voted team captain prior to his junior season . . . Started nine of 11 games at running back that year . . . Led the team in rushing with 800 yards

and nine touchdowns on 184 carries (4.4 avg.) . . . Caught 23 passes for 199 yards (8.7avg.) and a touchdown . . . Returned two kickoffs for 27 yards (13.5 avg.) . . . Won the starting job at running back in 1995 after making the switch from cornerback during fall drills . . . Sustained a fractured bone in his foot during the second game of the season vs. Tennessee and missed the rest of the season . . . Was granted a medical redshirt . . . Prior to the injury, had rushed for 325 yards and six touchdowns on 45 attempts . . . Started all 11 games at right cornerback his sophomore season of 1994 and recorded four interceptions . . . Majored in consumer economics.

## PERSONAL

Has a fiancée, Tracy Henderson, with a daughter, Journee Monae . . . Tracy played basketball at the University of Georgia and currently plays for the Cleveland Rockers of the WNBA . . . Played running back and defensive back at Washington County High in Sandersville, Ga., and was voted the Georgia Class AA Defensive Player of the Year by the Atlanta Journal-Constitution . . . Earned all-state and all-county honors after gaining 1,661 all-purpose yards and 14 touchdowns as a running back, while recording 145 tackles, including eight sacks and eight interceptions as a defensive back during his senior year . . . Also blocked three punts, three PATs and three field-goal attempts during his final campaign, while leading the team to a 14-1 record and the Class AA State Championship game . . . Is the oldest of four children . . . Younger brother, Terrence, was a senior wide receiver at the University of Georgia last year and finished as the school's all-time leading receiver . . . Terrence signed with Atlanta as an undrafted free agent this offseason . . . Has assisted in building houses for Habitat for Humanity . . . Participated in the Miami Dolphins Fishing Tournament benefiting the Cystic Fibrosis Foundation . . . Full name is Robert Lee Edwards III, born October 2, 1974 in Tennille, Ga.

### ROBERT EDWARDS' NFL REGULAR SEASON STATISTICS

YEAR	TEAM	G-S	ATT.	RUSHING				TD	RECEIVING			
				YDS.	AVG.	LG			NO.	YDS.	LG	TD
1998	New England	16-15	291	1115	3.8	53		9	35	331	46	3
1999	New England			RESERVE/NFI								
2000	New England			RESERVE/NFI								
2002	Miami	12-0	20	107	5.4	19		1	18	126	14	1
<b>2-YEAR TOTALS</b>		<b>28-15</b>	<b>311</b>	<b>1222</b>	<b>3.9</b>	<b>53</b>		<b>10</b>	<b>53</b>	<b>457</b>	<b>46</b>	<b>4</b>
<b>MIAMI TOTALS</b>		<b>12-0</b>	<b>20</b>	<b>107</b>	<b>5.4</b>	<b>19</b>		<b>1</b>	<b>18</b>	<b>126</b>	<b>14</b>	<b>1</b>

### ROBERT EDWARDS' NFL PLAYOFF STATISTICS

YEAR	TEAM	G-S	ATT.	RUSHING				TD	RECEIVING			
				YDS.	AVG.	LG			NO.	YDS.	LG	TD
1998	New England	1-1	17	28	1.6	7		1	3	33	17	0

### ADDITIONAL STATS

Miscellaneous Tackles: 1 in 1998

Special Teams Tackles: 1 in 2002

### SINGLE-GAME HIGHS

Most Rushing Yards:	196	at St. Louis, 12/13/98
	104	vs. Kansas City, 10/11/98
	104	vs. N.Y. Jets, 10/18/98
	101	vs. San Francisco, 12/20/98
	97	at New Orleans, 10/4/98
Most Rush Attempts:	28	at Pittsburgh, 12/6/98
	24	at St. Louis, 12/13/98
	24	vs. San Francisco, 12/20/98
	23	vs. Kansas City, 10/11/98
	23	at Indianapolis, 11/1/98
Most Rushing TDs:	1,	ten times (last: vs. Detroit, 9/8/02)
Long Runs:	53	vs. Tennessee, 9/20/98



	53	at St. Louis, 12/13/98
	47	at St. Louis, 12/13/98
	36	at St. Louis, 12/13/98
	33	vs. Kansas City, 10/11/98
<b>Most Receptions:</b>	5	vs. Atlanta, 11/8/98
	4	vs. N.Y. Jets, 10/19/98
	4	vs. San Francisco, 12/20/98
	4	at N.Y. Jets, 12/27/98
	4	vs. Detroit, 9/8/02
<b>Most Receiving Yards:</b>	71	vs. Indianapolis, 9/13/98
	52	vs. San Francisco, 12/20/98
	46	vs. Miami, 11/23/98
<b>Most TD Receptions:</b>	1	four times (last: vs. Detroit, 9/8/02)
<b>Long Receptions:</b>	46	vs. Miami, 11/23/98
	39	vs. Indianapolis, 9/13/98
	24	vs. Indianapolis, 9/13/98
<b>Most Total Yards From Scrimmage:</b>	196	at St. Louis, 12/13/98
	153	vs. San Francisco, 12/20/98
	136	vs. Kansas City, 10/11/98
<b>Most Total TDs:</b>	2	vs. Kansas City, 10/11/98
	2	vs. San Francisco, 12/20/98
	2	vs. Detroit, 9/8/02

### 100-YARD RUSHING GAMES (4)

DATE	OPPONENT	ATT.	YDS.	LG	TD
10/11/98	Kansas City	23	104	33	1
10/18/98	N.Y. Jets	22	104	14	1
12/13/98	at St. Louis	24	196	53	0
12/20/98	San Francisco	24	101	12	1

### 1998 GAME-BY-GAME STATISTICS (New England)

DATE	OPPONENT	P/S	RUSHING				RECEIVING				W/L	SCORE
			ATT.	YDS.	LG	TD	NO.	YDS.	LG	TD		
9/7	at Denver	P	13	50	15	1	0	0	0	0	L	21-27
9/13	INDIANAPOLIS	S	18	36	8	1	3	71	39	0	W	29-6
9/20	TENNESSEE	S	12	92	53	1	0	0	0	0	W	27-16
10/4	at New Orleans	S	22	97	14	1	1	4	4	0	W	30-27
10/11	KANSAS CITY	S	23	104	33	1	3	32	15	1	W	40-10
10/19	N.Y. JETS	S	22	104	14	1	4	24	8	0	L	14-24
10/25	at Miami	S	19	27	15	0	3	26	10	0	L	9-12*
11/1	at Indianapolis	S	23	70	8	1	3	12	5	0	W	21-16
11/8	ATLANTA	S	10	11	8	0	5	34	12	0	L	10-41
11/15	at Buffalo	S	14	50	13	0	1	10	10	0	L	10-13
11/23	MIAMI	S	14	24	11	0	1	46	46	0	W	26-23
11/29	BUFFALO	S	13	40	13	0	2	6	4	1	W	25-21
12/6	at Pittsburgh	S	28	66	17	1	1	6	6	0	W	23-9
12/13	at St. Louis	S	24	196	53	0	0	0	0	0	L	18-32
12/20	SAN FRANCISCO	S	24	101	12	1	4	52	20	1	W	24-21
12/27	at N.Y. Jets	S	12	47	18	0	4	8	7	0	L	10-31
1/3/99	at Jacksonville#	S	17	28	7	1	3	33	17	0	L	10-25
<b>1998 TOTALS</b>		<b>16-15</b>	<b>291</b>	<b>1115</b>	<b>53</b>	<b>9</b>	<b>35</b>	<b>331</b>	<b>46</b>	<b>3</b>	<b>9-7</b>	
<b>PLAYOFF TOTALS</b>		<b>1-1</b>	<b>17</b>	<b>28</b>	<b>7</b>	<b>1</b>	<b>3</b>	<b>33</b>	<b>17</b>	<b>0</b>	<b>0-1</b>	

### 2002 GAME-BY-GAME STATISTICS

DATE	OPPONENT	P/S	RUSHING				RECEIVING				W/L	SCORE
			ATT.	YDS.	LG	TD	NO.	YDS.	LG	TD		
9/8	DETROIT	P	4	20	10	1	4	38	14	1	W	49-21
9/15	at Indianapolis	P	0	0	0	0	1	5	5	0	W	21-13
9/22	N.Y. JETS	P	2	16	13	0	1	4	4	0	W	30-3

## 2002 GAME-BY-GAME STATISTICS

DATE	OPPONENT	P/S	RUSHING				RECEIVING				W/L	SCORE
			ATT.	YDS.	LG	TD	NO.	YDS.	LG	TD		
9/29	at Kansas City	P	1	5	5	0	3	15	10	0	L	30-48
10/6	NEW ENGLAND	P	4	13	9	0	1	10	10	0	W	26-13
10/13	at Denver	P	1	2	2	0	1	-2	-2	0	W	24-22
10/20	BUFFALO	P	2	9	7	0	2	12	6	0	L	10-23
11/4	at Green Bay	P	3	34	19	0	1	13	13	0	L	10-24
11/10	at N.Y. Jets	P	1	6	6	0	3	26	10	0	L	10-13
11/17	BALTIMORE	P	0	0	0	0	0	0	0	0	W	26-7
11/24	SAN DIEGO	P	2	2	1	0	1	5	5	0	W	30-3
12/1	at Buffalo	P	0	0	0	0	0	0	0	0	L	21-38
12/9	CHICAGO		INACTIVE								W	27-9
12/15	OAKLAND		INACTIVE								W	23-17
12/21	at Minnesota		INACTIVE								L	17-20
12/29	at New England		INACTIVE								L	24-27*
<b>2002 TOTALS</b>			12-0	20	107	19	1	18	126	14	1	9-7

\* - overtime # - playoff game

## ROBERT EDWARDS' RUSHING BREAKDOWN

	2002						CAREER					
	G	NO	YDS	AVG	LG	TD	G	NO	YDS	AVG	LG	TD
Buffalo	2	2	9	4.5	7	0	4	29	99	3.4	13	0
Miami	-	-	-	-	-	-	2	33	51	1.5	15	0
New England	1	4	13	3.3	9	0	1	4	13	3.3	9	0
N.Y. Jets	2	3	22	7.3	13	0	4	37	173	4.7	18	1
AFC East	5	9	44	4.9	13	0	11	103	336	3.3	18	1
Baltimore	1	0	0	0.0	0	0	1	0	0	0.0	0	0
Cincinnati	-	-	-	-	-	-	-	-	-	-	-	-
Cleveland	-	-	-	-	-	-	-	-	-	-	-	-
Pittsburgh	-	-	-	-	-	-	1	28	66	2.4	17	1
AFC Central	1	0	0	0.0	0	0	2	28	66	2.4	17	1
Houston	-	-	-	-	-	-	-	-	-	-	-	-
Indianapolis	1	0	0	0.0	0	0	3	41	106	2.6	8	2
Jacksonville	-	-	-	-	-	-	-	-	-	-	-	-
Tennessee	-	-	-	-	-	-	1	12	92	7.7	53	1
AFC South	1	0	0	0.0	0	0	4	53	198	3.7	53	3
Denver	1	1	2	2.0	2	0	2	14	52	3.7	15	1
Kansas City	1	1	5	5.0	5	0	2	24	109	4.5	33	1
Oakland	-	-	-	-	-	-	-	-	-	-	-	-
San Diego	1	2	2	1.0	1	0	1	2	2	1.0	1	0
AFC West	3	4	9	2.3	5	0	5	40	163	4.1	33	2
AFC Total	10	13	53	4.1	13	0	22	224	763	3.4	53	7
Dallas	-	-	-	-	-	-	-	-	-	-	-	-
N.Y. Giants	-	-	-	-	-	-	-	-	-	-	-	-
Philadelphia	-	-	-	-	-	-	-	-	-	-	-	-
Washington	-	-	-	-	-	-	-	-	-	-	-	-
NFC East	-	-	-	-	-	-	-	-	-	-	-	-
Chicago	-	-	-	-	-	-	-	-	-	-	-	-
Detroit	1	4	20	5.0	10	1	1	4	20	5.0	10	1
Green Bay	1	3	34	11.3	19	0	1	3	34	11.3	19	0
Minnesota	-	-	-	-	-	-	-	-	-	-	-	-
NFC Central	2	7	54	7.7	19	1	2	7	54	7.7	19	1
Atlanta	-	-	-	-	-	-	1	10	11	1.1	8	0
Carolina	-	-	-	-	-	-	-	-	-	-	-	-
New Orleans	-	-	-	-	-	-	1	22	97	4.4	14	1
Tampa Bay	-	-	-	-	-	-	-	-	-	-	-	-
NFC South	-	-	-	-	-	-	2	32	108	3.4	14	1
Arizona	-	-	-	-	-	-	-	-	-	-	-	-
St. Louis	-	-	-	-	-	-	1	24	196	8.2	53	0
San Francisco	-	-	-	-	-	-	1	24	101	4.2	12	1
Seattle	-	-	-	-	-	-	-	-	-	-	-	-
NFC West	-	-	-	-	-	-	2	48	297	6.2	53	1
NFC Total	2	7	54	7.7	19	1	6	87	459	5.3	53	3



# ROBERT EDWARDS' RUSHING BREAKDOWN

	2002						CAREER					
	G	NO	YDS	AVG	LG	TD	G	NO	YDS	AVG	LG	TD
Home	6	14	60	4.3	13	1	14	150	572	3.8	53	6
Road	6	6	47	7.8	19	0	14	161	650	4.0	53	4
1st Down	12	7	22	3.1	9	1	-	-	-	-	-	-
2nd Down	12	1	12	12.0	12	0	-	-	-	-	-	-
3rd Down	12	11	71	6.5	19	0	-	-	-	-	-	-
4th Down	12	1	2	2.0	2	0	-	-	-	-	-	-
1st Half	12	8	54	6.8	19	0	-	-	-	-	-	-
2nd Half	12	12	53	4.4	13	1	-	-	-	-	-	-
Overtime	-	-	-	-	-	-	-	-	-	-	-	-
Grass	10	20	107	5.4	19	1	20	188	696	3.7	53	7
Turf	2	0	0	0.0	0	0	8	123	526	4.3	53	3
Aug./Sept.	4	7	41	5.9	13	1	7	50	219	4.4	53	4
October	3	7	24	3.4	9	0	7	93	356	3.8	33	3
November	4	6	42	7.0	19	0	9	80	237	3.0	19	1
Dec./Jan.	1	0	0	0.0	0	0	5	88	410	4.7	53	2
Games 1-8	8	17	99	5.8	19	1	16	169	679	4.0	53	8
Games 9-16	4	3	8	2.7	6	0	12	142	543	3.8	53	2
Wins	7	13	53	4.1	13	1	16	190	683	3.6	53	8
Losses	5	7	54	7.7	19	0	12	121	539	4.5	53	2
Ties	-	-	-	-	-	-	-	-	-	-	-	-

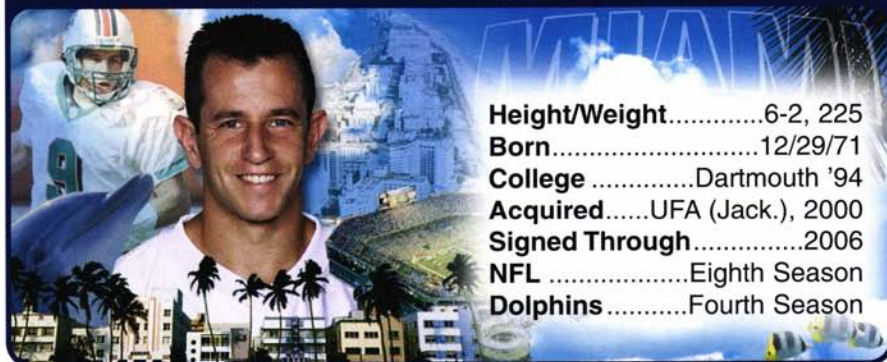
# ROBERT EDWARDS' RECEIVING BREAKDOWN

	2002						CAREER					
	G	NO	YDS	AVG	LG	TD	G	NO	YDS	AVG	LG	TD
Buffalo	2	2	12	6.0	6	0	4	5	28	5.6	10	1
Miami	-	-	-	-	-	-	2	4	72	18.0	46	0
New England	1	1	10	10.0	10	0	1	1	10	10.0	10	0
N.Y. Jets	2	4	30	7.5	10	0	4	12	62	5.2	10	0
<b>AFC East</b>	<b>5</b>	<b>7</b>	<b>52</b>	<b>7.4</b>	<b>10</b>	<b>0</b>	<b>11</b>	<b>22</b>	<b>172</b>	<b>7.8</b>	<b>46</b>	<b>1</b>
Baltimore	1	0	0	0.0	0	0	1	0	0	0.0	0	0
Cincinnati	-	-	-	-	-	-	-	-	-	-	-	-
Cleveland	-	-	-	-	-	-	-	-	-	-	-	-
Pittsburgh	-	-	-	-	-	-	1	1	6	6.0	6	0
<b>AFC Central</b>	<b>1</b>	<b>0</b>	<b>0</b>	<b>0.0</b>	<b>0</b>	<b>0</b>	<b>2</b>	<b>1</b>	<b>6</b>	<b>6.0</b>	<b>6</b>	<b>0</b>
Houston	-	-	-	-	-	-	-	-	-	-	-	-
Indianapolis	1	1	5	5.0	5	0	3	7	88	12.6	39	0
Jacksonville	-	-	-	-	-	-	-	-	-	-	-	-
Tennessee	-	-	-	-	-	-	1	0	0	0.0	0	0
<b>AFC South</b>	<b>1</b>	<b>1</b>	<b>5</b>	<b>5.0</b>	<b>5</b>	<b>0</b>	<b>4</b>	<b>7</b>	<b>88</b>	<b>12.6</b>	<b>39</b>	<b>0</b>
Denver	1	1	-2	-2.0	-2	0	2	1	-2	-2.0	-2	0
Kansas City	1	3	15	5.0	10	0	2	6	47	7.8	15	1
Oakland	-	-	-	-	-	-	-	-	-	-	-	-
San Diego	1	1	5	5.0	5	0	1	1	5	5.0	0	0
<b>AFC West</b>	<b>3</b>	<b>5</b>	<b>18</b>	<b>3.6</b>	<b>10</b>	<b>0</b>	<b>5</b>	<b>8</b>	<b>50</b>	<b>6.3</b>	<b>15</b>	<b>1</b>
<b>AFC Total</b>	<b>10</b>	<b>13</b>	<b>75</b>	<b>5.8</b>	<b>10</b>	<b>0</b>	<b>22</b>	<b>38</b>	<b>316</b>	<b>8.3</b>	<b>46</b>	<b>2</b>
Dallas	-	-	-	-	-	-	-	-	-	-	-	-
N.Y. Giants	-	-	-	-	-	-	-	-	-	-	-	-
Philadelphia	-	-	-	-	-	-	-	-	-	-	-	-
Washington	-	-	-	-	-	-	-	-	-	-	-	-
<b>NFC East</b>	<b>-</b>	<b>-</b>	<b>-</b>	<b>-</b>	<b>-</b>	<b>-</b>	<b>-</b>	<b>-</b>	<b>-</b>	<b>-</b>	<b>-</b>	<b>-</b>
Chicago	-	-	-	-	-	-	-	-	-	-	-	-
Detroit	1	4	38	9.5	14	1	1	4	38	9.5	14	1
Green Bay	1	1	13	13.0	13	0	1	1	13	13.0	13	0
Minnesota	-	-	-	-	-	-	-	-	-	-	-	-
<b>NFC Central</b>	<b>2</b>	<b>5</b>	<b>51</b>	<b>10.2</b>	<b>14</b>	<b>1</b>	<b>2</b>	<b>5</b>	<b>51</b>	<b>10.2</b>	<b>14</b>	<b>1</b>
Atlanta	-	-	-	-	-	-	1	5	34	6.8	12	0
Carolina	-	-	-	-	-	-	-	-	-	-	-	-
New Orleans	-	-	-	-	-	-	1	1	4	4.0	4	0
Tampa Bay	-	-	-	-	-	-	-	-	-	-	-	-
<b>NFC South</b>	<b>-</b>	<b>-</b>	<b>-</b>	<b>-</b>	<b>-</b>	<b>-</b>	<b>2</b>	<b>6</b>	<b>38</b>	<b>6.3</b>	<b>12</b>	<b>0</b>

# ROBERT EDWARDS' RECEIVING BREAKDOWN

	2002						CAREER					
	G	NO	YDS	AVG	LG	TD	G	NO	YDS	AVG	LG	TD
Arizona	-	-	-	-	-	-	-	-	-	-	-	-
St. Louis	-	-	-	-	-	-	1	0	0	0.0	0	0
San Francisco	-	-	-	-	-	-	1	4	52	13.0	20	1
Seattle	-	-	-	-	-	-	-	-	-	-	-	-
<b>NFC West</b>	-	-	-	-	-	-	<b>2</b>	<b>4</b>	<b>52</b>	<b>13.0</b>	<b>20</b>	<b>1</b>
<b>NFC Total</b>	<b>2</b>	<b>5</b>	<b>51</b>	<b>10.2</b>	<b>14</b>	<b>1</b>	<b>6</b>	<b>15</b>	<b>141</b>	<b>9.4</b>	<b>20</b>	<b>2</b>
Home	6	9	69	7.7	14	1	14	31	334	10.8	46	4
Road	6	9	57	6.3	13	0	14	22	123	5.6	13	0
1st Down	12	3	28	9.3	10	0	-	-	-	-	-	-
2nd Down	12	4	40	10.0	14	0	-	-	-	-	-	-
3rd Down	12	10	58	5.8	14	1	-	-	-	-	-	-
4th Down	12	1	0	0.0	0	0	-	-	-	-	-	-
1st Half	12	7	55	7.8	14	0	-	-	-	-	-	-
2nd Half	12	11	71	6.5	13	1	-	-	-	-	-	-
Overtime	-	-	-	-	-	-	-	-	-	-	-	-
Grass	10	17	121	7.1	14	1	20	42	412	9.8	46	4
Turf	2	1	5	5.0	5	0	8	11	45	4.1	10	0
Aug./Sept.	4	9	62	6.9	14	1	7	12	133	11.1	39	1
October	3	4	20	5.0	10	0	7	15	106	7.1	15	1
November	4	5	44	8.8	13	0	9	17	152	8.9	46	1
Dec./Jan.	1	0	0	0.0	0	0	5	9	66	7.3	20	1
Games 1-8	8	14	95	6.8	14	1	16	31	264	8.5	39	2
Games 9-16	4	4	31	7.8	10	0	12	22	193	8.8	46	2
Wins	7	9	60	6.7	14	1	16	27	289	10.7	46	4
Losses	5	9	66	7.3	13	0	12	26	168	6.5	13	0
Ties	-	-	-	-	-	-	-	-	-	-	-	-

## Jay Fiedler • 9 • Quarterback



**Height/Weight**.....6-2, 225  
**Born**.....12/29/71  
**College** .....Dartmouth '94  
**Acquired**.....UFA (Jack.), 2000  
**Signed Through**.....2006  
**NFL** .....Eighth Season  
**Dolphins** .....Fourth Season

## PRO CAREER

**2002** – Was re-signed to a five-year contract through 2006 on February 13, 2002 . . . Along with C Tim Ruddy, was voted by his teammates as a co-captain on offense for the second straight year . . . Played in 11 games, starting ten of them . . . Completed 179 of 292 passes (61.3%) for 2,024 yards with 14 touchdowns and nine interceptions . . . Compiled a passer rating of 85.2, the highest passer rating by a Dolphins quarterback since Dan Marino had a passer rating of 87.8 in 1996 . . . His figure last year also

## FINS FACT

Prior to re-entering the NFL with Minnesota in 1998, Jay spent the 1997 football season as an assistant coach at Hofstra University, near his hometown on Long Island, N.Y.



tied for ninth in the AFC . . . Had at least one touchdown pass in nine of ten starts . . . Also rushed for 99 yards and three touchdowns on 28 attempts . . . Was inactive for five contests while recovering from a fractured right thumb sustained at Denver (10/13) . . . Underwent surgery on October 14, 2002 to stabilize the fracture . . . The surgery was performed by Dolphins Chief Team Physician Dr. George Caldwell at Holy Cross Hospital in Ft. Lauderdale . . . Began training camp on the Active/PUP list before being activated on July 31 . . . Underwent a successful arthroscopy on July 13 on his left hip to resect a labral tear that was present . . . Dr. Marc Philippon, a UPMC hip specialist, performed the surgery at Holy Cross Hospital in Ft. Lauderdale . . .

**AMONG DOLPHINS ALL-TIME PASSING LEADERS:** In 2002, Fiedler moved into third spot on the Dolphins' all-time lists for passing yards (7,716), pass attempts (1,099), completions (656) and touchdown passes (48) . . . He also holds the career mark for highest completion percentage among quarterbacks with a minimum of 150 completions, with a mark of 59.7 . . .

## DOLPHINS ALL-TIME CAREER PASSING LEADERS

### PASSING YARDS

PLAYER	YEARS	YDS.
1. Dan Marino	1983-99	61,361
2. Bob Griese	1967-80	25,092
3. <b>JAY FIEDLER</b>	<b>2000-02</b>	<b>7,716</b>
4. David Woodley	1980-83	5,928
5. Don Strock	1974-87	4,613

### PASS ATTEMPTS

PLAYER	YEARS	ATTS.
1. Dan Marino	1983-99	8,358
2. Bob Griese	1967-80	3,429
3. <b>JAY FIEDLER</b>	<b>2000-02</b>	<b>1,099</b>
4. David Woodley	1980-83	961
5. Don Strock	1974-87	688

### PASS COMPLETIONS

PLAYER	YEARS	COMPS.
1. Dan Marino	1983-99	4,967
2. Bob Griese	1967-80	1,926
3. <b>JAY FIEDLER</b>	<b>2000-02</b>	<b>656</b>
4. David Woodley	1980-83	508
5. Don Strock	1974-87	388

### TOUCHDOWN PASSES

PLAYER	YEARS	TDs
1. Dan Marino	1983-99	420
2. Bob Griese	1967-80	192
3. <b>JAY FIEDLER</b>	<b>2000-02</b>	<b>48</b>
4. Don Strock	1974-87	39
5. David Woodley	1980-83	34

### COMPLETION PERCENTAGE (minimum 150 completions)

PLAYER	YEARS	ATTS.	COMPS.	PCT.
1. <b>JAY FIEDLER</b>	<b>2000-02</b>	<b>1,099</b>	<b>656</b>	<b>59.7</b>
2. Dan Marino	1983-99	8,358	4,967	59.4
3. Damon Huard	1997-00	288	170	59.0
4. Bob Griese	1967-80	3,429	1,926	56.2
5. Earl Morrall	1972-76	284	153	53.9

**RECORD AS A STARTER:** Fiedler is one of the winningest active quarterbacks in the league . . . His record as a starting quarterback is 29-13, including a 28-13 record with the Dolphins and a 1-0 mark with Jacksonville (1999) . . . Of current NFL quarterbacks with at least 25 starts in their careers, Fiedler's winning percentage of .690 is the second-best in the league:

## BEST RECORDS AMONG ACTIVE NFL QUARTERBACKS

(minimum 25 starts)

PLAYER	TEAM(S)	YEARS	RECORD	PCT.
1. Kurt Warner	St. Louis	1998-02	35-14	.714
2. <b>JAY FIEDLER</b>	<b>JACKSONVILLE, MIAMI</b>	<b>1994-95, 98-02</b>	<b>29-13</b>	<b>.690</b>
3. Tom Brady	New England	2000-02	20-10	.667
4. Brett Favre	Atlanta, Green Bay	1991-02	115-58	.665
5. Donovan McNabb	Philadelphia	1999-02	31-17	.6458
Brad Johnson	Minn., Wash., T.B.	1992-02	51-28	.6456

In addition, his 29-13 record after 42 games as a starter is the second-best record after 42 career games started among active quarterbacks:

## ACTIVE QUARTERBACK WON-LOST RECORDS, FIRST 42 CAREER STARTS

PLAYER	TEAM(S)	YEARS	RECORD	PCT.
1. Kurt Warner	St. Louis	1999-01	34-8	.810
2. JAY FIEDLER	JACKSONVILLE, MIAMI	1994-95, 98-02	29-13	.690
3. Doug Flutie	Chi., N.E., Buff.	1986-89, 98-99	28-14	.667
4. Donovan McNabb	Philadelphia	1999-02	27-15	.643
5. Brad Johnson	Minn., Wash.	1996-00	26-16	.619

When Fiedler reached 25 wins in his 35th career start, a Miami 30-3 victory over the Jets on September 22 at Pro Player Stadium, he tied for the fifth fastest quarterback (along with Stan Humphries) to reach 25 wins since 1980, trailing only Dan Marino (30 starts), Kurt Warner (31), Jay Schroeder (32), and Steve Bono (34):

## FASTEST TO 25 WINS AS AN NFL STARTING QUARTERBACK

(since 1980)

PLAYER	TEAM(S)	YEARS TO 20 WINS	DATE REACHED	GAMES NEEDED
1. Dan Marino	Miami	1983-85	vs. Pittsburgh, 10/6/85	30
2. Kurt Warner	St. Louis	1999-01	@ Detroit, 10/8/01	31
3. Jay Schroeder	Wash./L.A. Raiders	1985-88	@ Denver, 9/26/88	32
4. Steve Bono	Pitt./S.F./K.C.	1987, '91 '94-'96	vs. Seattle, 10/17/96	34
5. JAY FIEDLER	JACK./MIAMI	1999-02	vs. N.Y. Jets, 9/22/02	35
Stan Humphries	Wash./San Diego	1990-94	vs. Kansas City, 10/9/94	35

**AMONG IVY LEAGUE QUARTERBACKS:** In 2000, Fiedler became the first Ivy League graduate to start at quarterback in an NFL season-opener since Columbia's Marty Domres started for the Baltimore Colts on opening day in 1974 . . . In seven NFL seasons, Fiedler, who played at Dartmouth College, has completed 720 of 1,200 passes for 8,413 yards with 50 touchdowns and 45 interceptions . . . This places him second, in terms of passing yards, among Ivy League graduates who have played in the NFL, trailing only Hall of Fame signal caller Sid Luckman, a Columbia graduate who played 12 years in the NFL (1939-50) with the Chicago Bears . . .

## IVY LEAGUE QUARTERBACKS IN THE NFL

(ranked by passing yards)

PLAYER	NFL YEARS	SCHOOL	CMP.	ATT.	YARDS	TDs
1. Sid Luckman	1939-50	Columbia	904	1744	14686	137
2. JAY FIEDLER*	1994-95 1998-02	DARTMOUTH	720	1200	8413	50
3. Jeff Kemp	1981-91	Dartmouth	479	916	6230	39
4. Marty Domres	1969-77	Columbia	399	809	4904	27
5. Paul Governali	1946-48	Columbia	218	500	3348	31
6. Gary Wood	1964-69	Cornell	186	400	2575	14
7. Jason Garrett*	1993-02	Princeton	165	294	2042	11
8. Joe Dufek	1983-84	Yale	74	150	829	4

\* - active in 2002

In his 10 games as a starter in 2002, Fiedler led the Dolphins to a record of 7-3 . . . Overall, in 42 career NFL starts, Fiedler has led his teams to a regular season record of 29-13 . . . Fiedler's 16 starts in 2001 are the most-ever by an Ivy Leaguer in the same season, surpassing his own mark of 15, which he set in 2000 . . . He now owns three of the four-highest single-season figures ever by an Ivy League signal caller . . .



## MOST STARTS BY AN IVY LEAGUE QUARTERBACK IN A SEASON

(since 1970)

PLAYER	STARTS	RECORD	YEAR	NFL TEAM	COLLEGE
1. JAY FIEDLER	16	11-5	2001	MIAMI	DARTMOUTH
2. JAY FIEDLER	15	10-5	2000	MIAMI	DARTMOUTH
3. Jeff Kemp	13	9-4	1984	L.A. Rams	Dartmouth
4. JAY FIEDLER	10	7-3	2002	MIAMI	DARTMOUTH
5. Marty Domres	9	3-6	1973	Baltimore	Columbia
Marty Domres	9	4-5	1972	Baltimore	Columbia
7. Marty Domres	6	1-5	1974	Baltimore	Columbia
Jeff Kemp	6	4-2	1986	San Francisco	Dartmouth
9. Joe Dufek	5	1-4	1984	Buffalo	Yale
Jason Garrett	5	3-2	1998	Dallas	Princeton

**FOURTH QUARTER COMEBACKS:** In his career, Fiedler has led Miami to fourth-quarter comeback victories seven times during the regular season and eight overall, including playoffs . . . In each instance, Fiedler has thrived in the fourth quarter in guiding the Dolphins' come-from-behind wins during his three seasons with the club . . . Overall in his eight fourth-quarter comeback wins, he has completed 55 of 84 passes (65.5%) for 650 yards with seven touchdowns and one interception . . .

## JAY FIEDLER'S FOURTH QUARTER COMEBACK VICTORIES

DATE	OPPONENT	FOURTH QUARTER SCORE	FINAL SCORE	4th QTR. STATS C- A-YDS-T-I
12/24/00	at New England	17-24	27-24	16-23-131-0-0
*12/30/00	INDIANAPOLIS	10-17	23-17 (OT)	10-16-106-1-0
9/23/01	OAKLAND	10-15	18-15	5-13- 70-0-1
10/28/01	at Seattle	17-20	24-20	4- 4- 73-1-0
11/11/01	at Indianapolis	17-24	27-24	4- 5- 54-1-0
11/25/01	at Buffalo	10-21	34-27	8-12-123-3-0
12/2/01	DENVER	0-10	21-10	2- 2- 17-1-0
10/13/02	at Denver	21-22	24-22	6- 9- 76-0-0
<b>4TH QUARTER PASSING STATS</b>				<b>55-84-650-7-1</b>

\* - playoff game that includes overtime stats

**RUSHING YARDS:** In his three seasons with the Dolphins, Fiedler has been equally adept at picking up yards via the ground as he has through the air . . . In 2000, he rushed for 267 yards and a touchdown on 54 attempts, the second-highest total on the team and the third-most ever by a Dolphins quarterback in a season . . . In 2001, he totaled 321 yards on 73 carries, as he surpassed David Woodley (272 in 1981) for the highest single-season total ever by a Dolphins quarterback . . . In 2002, he amassed 99 yards rushing and three touchdowns on 28 attempts . . . His career rushing total of 687 yards is the third-highest total ever by a Dolphins quarterback . . .

## HIGHEST CAREER RUSHING TOTALS BY A DOLPHINS QUARTERBACK

PLAYER	YEAR	ATTS.	YARDS	AVG.	LG	TDs
1. Bob Griese	1967-80	261	994	3.8	35	7
2. David Woodley	1980-83	173	771	4.5	29	9
3. JAY FIEDLER	2000-02	155	687	4.4	30	8
4. Damon Huard	1997-00	28	124	4.4	25	0
5. Earl Morrall	1972-76	23	120	5.2	31t	1

**RUSHING TOUCHDOWNS:** In 2002 Fiedler had three rushing touchdowns, which is tied for the third-highest single-season total by a Dolphins quarterback . . . Fiedler also co-owns the club record (along with David Woodley) for most single season rushing touchdowns by a quarterback, which he tied with four rushing touchdowns in 2001 . . . Fiedler's career total of eight rushing scores is second all-time among Dolphin quarterbacks, one behind both Dan Marino and David Woodley . . .

# MOST RUSHING TOUCHDOWNS BY A DOLPHINS QUARTERBACK

## CAREER

## SINGLE-SEASON

PLAYER	YEARS	TDs.	PLAYER	YEAR	TDs.
1. Dan Marino	1983-99	9	1. JAY FIEDLER	2001	4
David Woodley	1980-83	9	David Woodley	1981	4
3. JAY FIEDLER	2000-02	8	3. JAY FIEDLER	2002	3
			David Woodley	1980	3

**2002 GAME HIGHLIGHTS – VS. DETROIT (SEPT. 8):** Completed 18 of 27 passes for 207 yards with three touchdowns and no interceptions in season-opening 49-21 win over the Lions, the Dolphins' 11th straight victory on opening day . . . Three scores tied a personal high that he achieved on three previous occasions, most recently on December 10, 2001 against Indianapolis . . . Compiled a season-best passer rating of 126.6 . . .

**AT INDIANAPOLIS (SEPT. 15):** Hit on 13 of 18 passes for 187 yards with two touchdowns and one interception . . . Put together a passer rating of 119.4, his second-best figure of the year . . . Completion percentage of 72.2 was a season-high and is tied for the third-best figure of his career . . . Also rushed for 30 yards on seven carries including a touchdown, coming on a one-yard touchdown run . . . In that contest he moved past David Woodley into third place in Dolphins history for most passing yardage . . . Was awarded an offensive game ball . . .

**VS. N.Y. JETS (SEPT. 22):** Was 16 of 30 for 185 yards with one touchdown and no interceptions . . . His first completion on that game, a minus-one-pass to Chris Chambers, was Fiedler's 509th completion as a Dolphin, moving him past David Woodley into sole possession of third place on the Dolphins' all-time completion list . . . In addition, his 10-yard TD pass to Randy McMichael was his 40th touchdown pass as a Dolphin, moving him past Don Strock into third place on the team's all-time chart . . .

**AT KANSAS CITY (SEPT. 29):** Connected on 29 of 45 passes for 310 yards with one touchdown and four interceptions . . . The 45 attempts tied a career-high, equaling the mark that he first set on December 24, 2000 at New England . . . The 29 completions are the second-highest total of his career . . . The 310 yards represented a season-high as well, was the third-highest yardage total of his career and the third 300-yard passing game of his career . . . Four interceptions also marked his most on the year and tied for the highest total of his career, a figure he first set on December 10, 2000 against Tampa Bay . . . Opened the game by completing his first nine passes before an incomplection, and coupled with his four completions in his final four attempts the previous week vs. the N.Y. Jets, he completed 13 passes in a row . . . Those 13 straight completions are tied for the third highest total in Dolphin history (along with 13 straight completions by Earl Morrall on December 1, 1975 vs. New England and by Dan Marino on November 10, 1996 vs. Indianapolis), surpassed only by the 14 straight completions by Marino on November 17, 1996 at Houston through November 25, 1996 vs. Pittsburgh, and Marino's club record of 15 straight completions, on November 8, 1992 at Indianapolis through November 16, 1992 vs. Buffalo . . . Also rushed for 15 yards on three carries on the afternoon, including a one-yard TD run, his seventh career rushing touchdown, tying him for third (along with Bob Griese) for most touchdown runs by a quarterback in Dolphin history . . .

**VS. NEW ENGLAND (OCT. 6):** Completed 17 of 27 passes for 190 yards with two touchdowns and no interceptions . . . Amassed a passer rating of 108.6 . . . Rushed for 18 yards on three attempts, including an eight-yard TD run to open the scoring in the Dolphins' 26-13 victory . . . The score was the eighth rushing touchdown of his career, moving him into sole possession of third on the Dolphins' all-time list among quarterbacks . . . Was awarded a game ball on offense . . .

**AT DENVER (OCT. 13):** Connected on 19 of 29 passes (65.5%) for 210 yards with no touchdowns and one interception . . . Sustained a fractured right thumb in the fourth quarter, but finished the game . . . Was 6-9 passing for 76 yards in the fourth quarter to lead the Dolphins back from a 22-21 deficit to a 24-22 win on an Olindo Mare 53-yard field goal with six seconds to play . . . Hit consecutive completions of 17 yards to Randy McMichael and 22 yards to Dedric Ward to move Miami from its own 26 to the Broncos' 35 to put the Dolphins in field goal range . . . It was Fiedler's eighth career fourth-quarter comeback win (including a home playoff game) and his fifth on the road . . . Was awarded an offensive game ball . . .

**VS. BUFFALO (OCT. 20):** Was inactive for the first of five straight games with a fractured right thumb sustained the previous week at Denver . . .

**AT BUFFALO (DEC. 1):** Returned to action as he replaced an injured Ray Lucas in the third quarter . . . Hit on five of nine passes for 15 yards with no touchdowns and an interception in a second half that was played through a snowstorm . . .



**VS. CHICAGO (DEC. 9):** Made first start since injury and led the Dolphins to a 27-9 Monday night win over the Bears . . . Connected on 15 of 29 passes for 196 yards with one touchdown and one interception . . .

**VS. OAKLAND (DEC. 15):** Completed 21 of 32 for 237 yards with one touchdown and no interceptions in a 23-17 win over the eventual AFC champions . . . Touchdown came on a five-yard pass to Cris Carter, the 130th touchdown of Carter's career during the regular season, as Fiedler became the 13th different quarterback to throw a touchdown to Carter . . . Was awarded a game ball on offense . . .

**AT MINNESOTA (DEC. 21):** Hit on 15 of 21 passes for 177 yards with two touchdowns and an interception . . . Scoring pass came on a 59-yard strike to Chris Chambers, his longest completion of the season . . . Completion percentage of 71.4% was his second-best mark of the season and tied for sixth in his career . . .

**AT NEW ENGLAND (DEC. 29):** Completed 11 of 25 for 110 yards with one touchdown and no interceptions . . . Touchdown came on a 32-yard pass to James McKnight, the 50th touchdown pass of his NFL career . . . It marked the fifth time in 2002 that Fiedler did not throw an interception, and the first time that the Dolphins had lost such a game . . . In his three years with the Dolphins, the team is 15-2 when Fiedler has not thrown an interception.

**2001** – Along with C Tim Ruddy, was voted by his teammates as a co-captain on offense . . . Started all 16 regular season games in 2001 . . . Completed 273 of 450 passes for 3,290 yards with 20 touchdowns and 19 interceptions, for a passer rating of 80.3, which ranked seventh in the AFC . . . Established personal single-season career highs for passing yards, attempts, completions and touchdown passes . . . Became just the second Dolphins quarterback (Dan Marino) to throw for 3,000 yards in a season, and the third signal caller in team history to throw 20 or more touchdowns (Dan Marino, Bob Griese) . . . His rating was the highest by a Dolphins quarterback since 1997 when Dan Marino put together a rating of 80.7 . . . Also finished second on the team with 321 yards rushing and four touchdowns on 73 attempts . . . Led the team in rushing twice during the course of the year . . . It marked the first time since 1998, and just the third time over the last seven seasons (1995-01) that a Dolphins quarterback started every regular season game . . . Led the Dolphins to five fourth-quarter comeback wins over the course of the year . . .

**3,000 YARDS PASSING:** Fiedler threw for 3,290 yards in 2001, as he became just the second quarterback in club history to reach the 3,000-yard passing plateau, and the first since 1998 . . . He attained the 3,000-yard mark with a nine-yard completion to RB Travis Minor in the second quarter of a game vs. Atlanta (12/30) . . . It marked the 14th time that a Dolphins quarterback threw for 3,000 yards, as Dan Marino accomplished the feat on each of the first 13 occasions . . . Fiedler's figure ranks 13th among single-season totals in team annals . . .

**RUSHING YARDS:** In 2001, Fiedler totaled 321 yards on 73 carries, as he surpassed David Woodley (272 in 1981) for the highest single-season total ever by a Dolphins quarterback . . . His four rushing touchdowns in 2001 tied him with Woodley (1981) for the highest total ever by a Dolphins quarterback in a season . . .

**GAME HIGHLIGHTS – AT TENNESSEE (SEPT. 9):** Led Dolphins to their tenth straight opening day win with a 31-23 victory . . . Completed 12 of 20 passes for 225 yards with two touchdowns and no interceptions . . . It was his fifth-highest yardage total of the season, and his passer rating of 132.3 in that game was his best of 2001 . . . Was awarded an offensive game ball for his performance . . .

**VS. OAKLAND (SEPT. 23):** Connected on 16 of 34 passes for 217 yards with no touchdowns and two interceptions, but led the Dolphins to an 18-15 come-from-behind victory . . . Also rushed for 34 yards and two touchdowns on eight attempts . . . His first interception of the game came when S Derrick Gibson picked off a pass on the first series of the third quarter . . . That snapped a string of 77 straight passes that Fiedler had thrown during the regular season without being intercepted . . . Prior to that pass, the last time he was intercepted was by CB Jeff Burris against Indianapolis on December 17, 2000 at Pro Player Stadium . . . His second interception was returned 26 yards for a touchdown by S Anthony Dorsett, which gave the Raiders a 15-10 lead with 12:41 to play in the game . . . Trailing by that score, the Dolphins took over at their own 20 with 1:41 remaining and no timeouts . . . Fiedler led the Dolphins on an 80-yard scoring march which resulted in his two-yard TD run with five seconds to play . . . On the game-winning drive, Fiedler completed five of seven passes for 70 yards, including a nine-yard completion to Dedric Ward on fourth-and-three from the Raiders' 18 . . . In addition, Fiedler also scored on a two-yard run with 16 seconds to play in the first half, as he became just the third quarterback in Dolphins history to rush for two touchdowns in the same game, joining David Woodley (at Rams, 11/9/80) and Kyle Mackey (at N.Y. Jets, 10/18/87) . . .

**AT N.Y. JETS (OCT. 14):** Hit on 23 of 34 passes for 213 yards with one touchdown and two interceptions, marking his second-highest completion total of the season, and tying for the



third-highest attempt figure . . . Also rushed for 27 yards on two attempts, including a season-long 26-yard run . . .

**AT SEATTLE (OCT. 28):** Was 15 of 21 for 213 yards with one touchdown and two interceptions . . . Touchdown came on a 39-yard pass to James McKnight with 6:16 to play, giving the Dolphins a 24-20 lead in a game they would hold on to win by that same score . . . Completion percentage of 71.4 was a season-high . . . Completed all four of his pass attempts, totaling 73 yards, including the touchdown, in the fourth quarter . . . Was six of seven for 128 yards with one TD in the second half . . . It marked his second fourth-quarter comeback win of the season, the third of his career during the regular season and fourth overall, including playoffs . . . Also led the team in rushing that day with a season-high 41 yards on eight carries . . . With the Dolphins facing a third-and-13 from their own 17 with 1:44 to play, had a key 16-yard run which produced a first down and allowed the Dolphins to run out the clock . . .

**VS. CAROLINA (NOV. 4):** Connected on 20 of 33 passes for 287 yards with one touchdown and one interception in the Dolphins' 23-6 victory . . . His 20 completions went to eight different receivers . . . Was awarded a game ball on offense . . .

**AT INDIANAPOLIS (NOV. 11):** Hit on 17 of 29 passes for 259 yards with two touchdowns and two interceptions . . . Both TD passes went to rookie WR Chris Chambers, from 74 and 29 yards out . . . It marked the fifth multiple touchdown game of his career (sixth including playoffs) . . . The 74-yard completion was the longest of his career and was the longest by a Dolphin since Dan Marino hit FB Stanley Pritchett for a 74-yard scoring pass on September 15, 1996 against the N.Y. Jets at Pro Player Stadium . . . His second TD strike was a 29-yarder to Chambers with 7:44 to play in the game, and gave the Dolphins a 27-24 lead as they went on to win by that same score . . . It marked the third fourth-quarter comeback win that Fiedler had led in 2001, the fourth of his career during the regular season, and fifth overall, including playoffs . . .

**VS. N.Y. JETS (NOV. 18):** Was 24 of 36 for 188 yards with no touchdowns and two interceptions in the Dolphins' 24-0 loss . . . Both interceptions were returned for touchdowns — a 60-yarder by Aaron Glenn and a 63-yard return by Victor Green . . . It was the first time that an opponent had two interception returns for touchdowns against the Dolphins since October 17, 1999 at New England when Andy Katzenmoyer picked off a Dan Marino pass and went 57 yards for a touchdown, and Ty Law intercepted a Damon Huard attempt and took it 27 yards for a score . . .

**AT BUFFALO (NOV. 25):** Completed 18 of 31 passes for 260 yards with three touchdowns and no interceptions . . . Also rushed for 28 yards on four carries . . . Three touchdown passes tied a career-high that he first set on December 3, 2000, also at Buffalo . . . It marked the sixth multiple touchdown game of his career (seventh including playoffs) . . . All three occurred in the fourth quarter as the Dolphins entered the period trailing 21-10 . . . First one came four seconds into the quarter on an eight-yard pass to TE Jed Weaver, closing the Bills' lead to 21-17 . . . After Buffalo took a 27-17 lead at the 8:16 mark, Fiedler came back to hit Chris Chambers for a 22-yard scoring strike with 4:07 to play, making it a 27-24 game . . . After the Dolphins tied the game on an Olindo Mare 39-yard field goal with 1:11 remaining, the Dolphins recovered a fumble on the ensuing kickoff at the Bills' 42, and three plays later, Fiedler found Chambers in the end zone for a 32-yard TD pass . . . Overall in the fourth quarter, Fiedler completed 8 of 12 passes for 123 yards and three touchdowns . . . It marked the fourth fourth-quarter comeback win that Fiedler had led in 2001, the fifth of his career during the regular season, and sixth overall, including playoffs . . .

**VS. DENVER (DEC. 2):** Led the Dolphins to a 21-10 come-from-behind victory by completing 18 of 28 passes for 176 yards with one touchdown and no interceptions . . . Lone TD of the game came on an 11-yard pass to Chris Chambers, 1:15 into the fourth quarter, closing the Broncos' lead to 10-7 . . . It marked the fifth fourth-quarter comeback win that Fiedler had led in 2001, the sixth of his career during the regular season, and seventh overall, including playoffs . . .

**VS. INDIANAPOLIS (DEC. 10):** Was 18 of 26 for 191 yards with three touchdowns and no interceptions in Miami's 41-6 Monday night win . . . The win marked his 20th win as a starter in 28 total starts, as he became the sixth fastest quarterback to reach 20 wins as a starter since 1980 . . . The three touchdown passes tied a career-high that he had set on two previous occasions, including once in 2001 (at Buffalo, 11/25) . . . It marked the seventh multiple touchdown game of his career (eighth including playoffs) . . . Tossed a pair of scoring strikes to rookie WR Chris Chambers for the third time in 2001 and the second time against the Colts . . . Also had a nine-yard touchdown run in the game, his third scoring run of the year, tying him with David Woodley (1980) for the second-highest single-season rushing touchdown total by a Dolphins quarterback . . . In addition, QB Ray Lucas had a two-yard TD run in the Colts game, marking the first time in Dolphins history that two quarterbacks had a rushing touchdown in the same game . . .

**AT SAN FRANCISCO (DEC. 16):** Completed 16 of 28 passes for 149 yards with no touchdowns and three interceptions in the Dolphins' 21-0 loss . . . Led team in rushing with 33 yards on four carries, including a long run of 21 yards, his second-longest of the season . . .



When Zack Bronson intercepted a Fiedler pass attempt on the Dolphins' first offensive series of the game, it snapped a string of 95 straight pass attempts that he had not thrown an interception, a span which included three full games . . .

**AT NEW ENGLAND (DEC. 22):** Hit on 21 of 37 attempts for 320 yards with one touchdown and no interceptions . . . Yardage total is the highest of his career, surpassing his previous best of 317 yards, which he accounted for as a member of the Jacksonville Jaguars on January 2, 2000 against Cincinnati . . . It also marked the second 300-yard passing game of his career . . . With the Dolphins, it was the 11th time that he had attempted a pass in a game and not been intercepted . . . Of those 11 occasions, it was the first time that the Dolphins had lost . . .

**VS. ATLANTA (DEC. 30):** Was 16 of 29 for 191 yards with two touchdowns and one interception . . . Nine-yard completion to Travis Minor in the second quarter put him over the 3,000-yard passing mark for the season, just the second Dolphin (Dan Marino) to achieve that feat . . .

**VS. BUFFALO (JAN. 6):** Completed nine of 16 passes for 110 yards with one touchdown and no interceptions . . . His TD pass came on a 16-yard strike to James McKnight and was Fiedler's 20th of the season, as he joined Dan Marino (13 times) and Bob Griese (twice) as the only quarterbacks in Dolphins history to throw 20 or more TD passes in a season . . . With the Dolphins, it was the 12th time that he had attempted a pass in a game and not been intercepted, with the team improving its record to 11-1 in such contests . . . Also rushed for 24 yards and one touchdown on seven carries, including an 18-yard TD run, his fourth rushing touchdown of the season, tying him with David Woodley (1981) for the most rushing touchdowns by a Dolphins quarterback in a season . . .

**PLAYOFFS:** Was 15 of 28 for 122 yards with no touchdowns and one interception in First-Round Playoff loss to Baltimore (1/13/02) . . . Led team with 16 yards rushing on three carries.

**2000** – Signed a three-year contract with the Dolphins as an Unrestricted Free Agent from Jacksonville on February 17, 2000 . . . Started all 15 games in which he played . . . Finished the year by completing 204 of 357 passes for 2,402 yards with 14 touchdowns and 14 interceptions . . . Also was second on the squad in rushing with 267 yards and one touchdown on 54 attempts . . . His yardage total was the second-highest figure ever for a Dolphins quarterback in a season at the time (now third) . . . Fiedler was inactive for one game in 2000, on November 26 at Indianapolis due to a pinched nerve in his neck sustained the previous week against the N.Y. Jets (11/19) . . . Went 10-5 as a starter in the 2000 regular season . . . Missed each of the first three preseason games due to a hip injury . . . Underwent arthroscopic surgery to repair a labral tear in his right hip on August 3, 2000 . . . The surgery was performed by Dr. Marc Philippon at Holy Cross Hospital in Fort Lauderdale . . . Also underwent surgery following the season, on January 12, 2001, to repair an extensive tear of his left rotator cuff . . . The surgery was performed at the Hospital for Special Surgery in New York by Dr. Steven O'Brien . . .

**CONSECUTIVE GAMES WITHOUT AN INTERCEPTION:** Fiedler went 92 straight pass attempts, covering a five-game span (games 8-11 and 13), along with part of a sixth (14) without throwing an interception . . . The streak began on October 29 against Green Bay and ended on December 10 against Tampa Bay when Bucs LB Jamie Duncan picked off a Fiedler pass and returned it 31 yards for a touchdown (The streak counts a November 19 game against the Jets when Fiedler was forced from the game following the first play from scrimmage with an injury) . . . Those five full games established a new Dolphins record and broke the previous mark of four, formerly held by Bob Griese (games 5-8 in 1971) and Dan Marino (games 4-7 in 1997) . . .

**GAME HIGHLIGHTS – VS. SEATTLE (SEPT. 3):** Made his Dolphins debut in a starting role and led the Dolphins to a 23-0 victory . . . Completed 15 of 24 passes for 134 yards with one touchdown and no interceptions . . . Became the first Dolphin other than Dan Marino to start a season-opener at quarterback since David Woodley in 1983 . . . Also became the first Ivy League graduate to start a season-opener at quarterback since Columbia's Marty Domres opened for Baltimore in the 1974 opener, on September 15 at Pittsburgh . . . Fiedler's touchdown pass in the Seahawks game, his first as a Dolphin, was a 16-yard strike to Oronde Gadsden . . .

**VS. BALTIMORE (SEPT. 17):** Completed 11 of 16 passes for 160 yards with one touchdown and one interception . . . Hit on all seven of his attempts, totaling 121 yards, with a touchdown in the second half of the contest . . .

**AT CINCINNATI (OCT. 1):** Was 14 of 21 for 155 yards with two touchdowns and one interception . . . Both of his touchdown passes went to Oronde Gadsden (7 and 21 yards) . . . It represented the first multiple-touchdown game of his career in the regular season and his second overall, including playoffs . . . Also rushed for a season-high 45 yards on four carries, including a career-long 30-yard run, which was the longest by a Dolphins quarterback since Scott Mitchell had a 32-yard run on November 14, 1993 at Philadelphia . . .

**VS. GREEN BAY (OCT. 29):** Completed 16 of 25 passes for 158 yards with one touchdown and no interceptions . . . Game began a streak of five straight games and 92 pass attempts in



which he did not throw an interception . . . Also rushed for six yards on five carries, including a one-yard TD run, which marked the first rushing TD of his career and the first rushing TD by a Dolphins quarterback since December 27, 1998 when Dan Marino scored on a three-yard run at Atlanta . . .

**AT DETROIT (NOV. 5):** Connected on 13 of 18 passes for 112 yards, as he put together a season-best 72.2 percent completion mark . . . Also rushed for 42 yards on eight carries . . .

**AT SAN DIEGO (NOV. 12):** Completed 13 of 20 passes for 160 yards, including a 61-yard strike to Oronde Gadsden, marking his longest completion of the season . . .

**VS. N.Y. JETS (NOV. 19):** Was forced from the game permanently following the first play from scrimmage when he was sacked by Jets LB Mo Lewis and suffered a pinched nerve in his neck with resultant symptoms in his right arm as well as a mild right A/C sprain . . .

**AT BUFFALO (DEC. 3):** Was 13 of 21 for 214 yards and a career-high three touchdowns in leading the Dolphins to their first win in Buffalo since 1996 after missing the previous week at Indianapolis (11/26) . . . Set a new team record by not throwing an interception in his fifth straight game . . .

**VS. TAMPA BAY (DEC. 10):** In a game that was played in a steady rain, was 13 of 28 for 175 yards with no touchdowns and a career-high four interceptions . . . His first interception of the game was snared by Bucs linebacker Jamie Duncan in the first quarter and returned 31 yards for a touchdown . . . It ended a string of 92 straight pass attempts and five consecutive games in which Fiedler did not throw an interception . . . Sustained a left shoulder injury in the contest that he played with for the remainder of the year . . .

**AT NEW ENGLAND (DEC. 24):** Led the Dolphins to their first AFC East title since 1994 by completing 30 of 45 passes for a season-high 264 yards with one touchdown and no interceptions . . . Completion and attempt totals marked career-highs . . . Dolphins trailed 24-17 in the fourth quarter before Fiedler led two consecutive scoring drives in the final period, including one that ended with an Olindo Mare 49-yard field goal with nine seconds to play . . . On those two drives, Fiedler completed 11 of 14 passes for 100 yards . . .

**PLAYOFFS:** Started both playoff games following the 2000 season . . . Completed 37 of 71 passes for 361 yards with one touchdown and six interceptions . . . In First-Round victory over Indianapolis (12/30), hit on 19 of 34 passes for 185 yards with one touchdown and three interceptions . . . Also rushed for 43 yards on seven carries . . . Lone touchdown pass in the game was a nine-yard strike to Jed Weaver on third-and-goal with 34 seconds to play in regulation, as the Dolphins tied the game at 17 apiece before going on to record a 23-17 overtime victory . . . In the fourth quarter and overtime of that game, Fiedler was 10 of 16 for 106 yards with one touchdown and no interceptions, while also rushing for 27 yards on four attempts . . . In the Colts game, became the first Ivy League quarterback to start an NFL playoff game since the Rams' Jeff Kemp started against the N.Y. Giants in a Wild Card game on December 23, 1984 . . . Was 18 of 37 for 176 yards with no touchdowns and three interceptions in Divisional contest at Oakland (1/6/01) . . . The three interceptions tied the club's single-game postseason record, also held by David Woodley and Dan Marino.

**1999** – Signed with Jacksonville as a free agent on April 16, 1999, four days after Minnesota withdrew their qualifying offer as a Restricted Free Agent . . . Appeared in seven regular season games with the Jaguars in 1999, including one start . . . Completed 61 of 94 passes (64.9%) for 656 yards with two touchdowns, two interceptions and a passer rating of 83.5 . . . Entered game vs. Cleveland (10/17) in third quarter after starter Mark Brunell sustained a rib injury . . . With Jaguars trailing 7-6 at the time, led the team to 17 points over the final three possessions of the game . . . Finished by completing 12 of 14 passes for 113 yards with one touchdown and no interceptions . . . First NFL touchdown pass came on an eight-yard completion to tight end Kyle Brady, which gave Jacksonville a 13-7 lead with 1:47 left in the third quarter . . . Also carried the ball three times for 27 yards in the Browns contest . . . Played the entire second half in Jacksonville's next game, two weeks later at Cincinnati (10/31) . . . Hit on six of nine passes for 69 yards with no touchdowns and no interceptions, and a long of 23 yards to Jimmy Smith . . . Replaced an injured Brunell in second quarter at Tennessee (12/26) . . . Went on to complete eight of 22 passes for 101 yards with no touchdowns and two interceptions . . . First NFL start came the following week, in season finale vs. Cincinnati (1/2/00) . . . Connected on 28 of 39 passes for 317 yards with one touchdown and no interceptions in leading the Jaguars to a 24-7 victory over the Bengals and clinching the AFC Central Division title for Jacksonville . . . Touchdown pass came on a 25-yard strike to Keenan McCardell . . . Saw action in a reserve role in Divisional Playoff game vs. Miami (1/15/00) . . . Completed seven of 11 passes for 172 yards with two touchdowns and an interception . . . Threw touchdown passes of 70 yards to Jimmy Smith and 38 yards to Alvis Whitted . . . Dressed but did not play in AFC Championship Game vs. Tennessee (1/23/00).



**1998** – Signed with Minnesota as a free agent on April 3, 1998 . . . Was released by the Vikings on August 30 and re-signed by the club on September 15 with injury to Brad Johnson (fibula) . . . Played in five regular season games, all in a reserve role . . . Completed three of seven passes for 41 yards with no touchdowns and one interception . . . Saw first NFL action in a 41-7 victory over Washington (10/18) . . . First NFL completion was a 10-yard pass to Randy Moss in the Redskins game, in which he completed two of four passes for 29 yards . . . Was designated as the team's third quarterback for both playoff games.

**1996-97** – Went to camp with Philadelphia in 1996 . . . Was waived by the Eagles on July 30, 1996 . . . Was claimed by Cincinnati and then waived by the Bengals on August 25 . . . Played with the Amsterdam Admirals of the World League in the spring of 1997 . . . Completed 46 of 109 passes for 678 yards with two touchdowns and eight interceptions . . . Served as an assistant football coach at Hofstra University during the '97 season.

**1995** – Dressed as the third quarterback for all 16 regular season games and the Eagles' lone playoff contest.

**1994** – Signed with Philadelphia as an undrafted rookie free agent and made the Eagles' roster as the third quarterback . . . Dressed as the team's third quarterback for all 16 regular season games.

## COLLEGE

Was a three-year starter (1991-93) at Dartmouth during which time he led the team to a composite record of 21-7-1 . . . Set school career passing records with 456 completions, 813 attempts, 6,684 yards and 58 touchdowns . . . Earned first-team All-Ivy League honors as both a junior (1992) and senior (1993) . . . Played in the East-West Shrine Game and the Epson All-Star Game in Tokyo following his senior season . . . Was named the co-offensive Player of the Game in the Epson All-Star contest . . . Graduated with a degree in engineering sciences.

## PERSONAL

Engaged to Jennifer Ekstrand . . . Resides in Oceanside, N.Y. . . . Attended Oceanside (N.Y.) High School where he lettered in football, basketball and track . . . Received the Scholar-Athlete Award from the National Football Foundation and Hall of Fame in 1989 . . . Competed in the decathlon as a member of the Dartmouth track team . . . Is a distant relative of the former Boston Pops Orchestra conductor, the late Arthur Fiedler (his grandfather was Fiedler's second cousin) . . . Served as an assistant football coach at Hofstra University during the fall of 1997 . . . Has participated in numerous charitable events during his career . . . Has assisted in building a house for Habitat for Humanity . . . Is a member of the Board of Directors of the "Reach for the Stars Foundation", which benefits children with Cystic Fibrosis . . . Often visits and spends time at the Boys & Girls Clubs in Broward County . . . Each of the past three offseasons, has held a three-day football camp in Boca Raton . . . Filmed a Public Service Announcement for Breast Cancer Awareness out of support for his mother, who is a breast cancer survivor . . . Has participated in several events supporting the Broward Partnership for the Homeless . . . Received the "Dick Steinberg Good Guy Award", which is given annually by the New York Jewish Sports Hall of Fame to a person in professional sports who best exemplifies the good aspect of sports . . . In 2002 was inducted into the Jewish Sports Hall of Fame . . . Father, Ken, was the head basketball coach at Springfield Gardens (N.Y.) High School where he coached Anthony Mason, who spent the 2002-03 NBA season as a member of the Milwaukee Bucks . . . Full name is Jay Brian Fiedler, born December 29, 1971, in Oceanside, N.Y.

## JAY FIEDLER'S NFL REGULAR SEASON STATISTICS

YEAR	TEAM	G-S	ATT.	COMP.	YDS.	PCT.	TD	INT.	LG	TKLD.	RATE
1994	Philadelphia	0-0	0	0	0	—	0	0	0	0/0	0.0
1995	Philadelphia	0-0	0	0	0	—	0	0	0	0/0	0.0
1998	Minnesota	5-0	7	3	41	42.9	0	1	19	0/0	22.6
1999	Jacksonville	7-1	94	61	656	64.9	2	2	25t	7/47	83.5
2000	Miami	15-15	357	204	2402	57.1	14	14	61	23/129	74.5
2001	Miami	16-16	450	273	3290	60.7	20	19	74t	27/178	80.3
2002	Miami	11-10	292	179	2024	61.3	14	9	59t	13/89	85.2
<b>7-YEAR TOTALS</b>		<b>54-42</b>	<b>1200</b>	<b>720</b>	<b>8413</b>	<b>60.0</b>	<b>50</b>	<b>45</b>	<b>74t</b>	<b>70/443</b>	<b>79.6</b>
<b>MIAMI TOTALS</b>		<b>42-41</b>	<b>1099</b>	<b>656</b>	<b>7716</b>	<b>59.7</b>	<b>48</b>	<b>42</b>	<b>74t</b>	<b>63/396</b>	<b>79.7</b>

## JAY FIEDLER'S NFL PLAYOFF STATISTICS

YEAR	TEAM	G-S	ATT.	COMP.	YDS.	PCT.	TD	INT.	LG	TKLD.	RATE
1995	Philadelphia	0-0	0	0	0	—	0	0	0	0/0	0.0
1998	Minnesota	0-0	0	0	0	—	0	0	0	0/0	0.0
1999	Jacksonville	1-0	11	7	172	63.6	2	1	70t	0/0	108.9
2000	Miami	2-2	71	37	361	52.1	1	6	33	4/21	36.2
2001	Miami	1-1	28	15	122	53.6	0	1	20	3/17	50.0
<b>PLAYOFF TOTALS</b>		<b>4-3</b>	<b>110</b>	<b>59</b>	<b>655</b>	<b>53.6</b>	<b>3</b>	<b>8</b>	<b>70t</b>	<b>7/38</b>	<b>50.4</b>
<b>MIAMI TOTALS</b>		<b>3-3</b>	<b>99</b>	<b>52</b>	<b>483</b>	<b>52.5</b>	<b>1</b>	<b>7</b>	<b>33</b>	<b>7/38</b>	<b>40.1</b>

## ADDITIONAL STATS

**Rushing:** (Minnesota) 4 for -6 yards, -1.5 avg., long of -1 in 1998; (Jacksonville) 13 for 26 yards, 2.0 avg., long of 15 in 1999; (Miami) 54 for 267 yards, 4.9 avg., long of 30, 1 TD in 2000; 73 for 321 yards, 4.4 avg., long of 26, 4 TDs in 2001; 28 for 99 yards, 3.5 avg., long of 12 in 2002 for total of 172 for 707 yards, 4.4 avg., long of 30, 8 TDs (P-13 for 71 yards, 5.5 avg., long of 11)

**Two-Point Conversions:** (Jacksonville) 1 pass vs. Cleveland (10/17/99)

**Miscellaneous Tackles:** 1 in 2001, 1 in 2002 for total of 2

## SINGLE-GAME HIGHS

<b>Pass Attempts:</b>	45	at New England, 12/24/00
	45	at Kansas City, 9/29/02
	39	vs. Cincinnati, 1/2/00
	*37	at Oakland, 1/6/01
	37	at New England, 12/22/01
<b>Pass Completions:</b>	30	at New England, 12/24/00
	29	at Kansas City, 9/29/02
	28	vs. Cincinnati, 1/2/00
	24	vs. N.Y. Jets, 11/18/01
	23	at N.Y. Jets, 10/14/01
<b>Yards Passing:</b>	320	at New England, 12/22/01
	317	vs. Cincinnati, 1/2/00
	310	at Kansas City, 9/29/02
	287	vs. Carolina, 11/4/01
	264	at New England, 12/24/00
<b>TD Passes:</b>	3	at Buffalo, 12/3/00
	3	at Buffalo, 11/25/01
	3	vs. Indianapolis, 12/10/01
	3	vs. Detroit, 9/8/02
	2,	nine times (last: at Minnesota, 12/21/02)
<b>Interceptions:</b>	4	vs. Tampa Bay, 12/10/00
	4	at Kansas City, 9/29/02
	3	at N.Y. Jets, 10/23/00
	*3	vs. Indianapolis, 12/30/00
	*3	at Oakland, 1/6/01
	3	vs. N.Y. Jets, 11/18/01



	3	at San Francisco, 12/16/01
<b>Completion Percentage:</b>	100.0	vs. New Orleans, 11/21/99
	85.7	vs. Cleveland, 10/17/99
	72.2	at Detroit, 11/5/00
	72.2	at Indianapolis, 9/15/02
	71.8	vs. Cincinnati, 1/2/00
<b>Long Passes:</b>	74t	at Indianapolis, 11/11/01
	*70t	vs. Miami, 1/2/00
	65t	at Tennessee, 9/9/01
	61	at San Diego, 11/12/00
	61	vs. Carolina, 11/4/01
<b>Times Sacked:</b>	6	at San Francisco, 12/16/01
	4	vs. Indianapolis, 12/17/00
	3,	six times (last: vs. Oakland, 12/15/02)
<b>Rushing Yards:</b>	45	at Cincinnati, 10/1/00
	*43	vs. Indianapolis, 12/30/00
	42	at Detroit, 11/5/00
	41	at Seattle, 10/28/01
	37	vs. New England, 10/7/01
<b>Rushing Attempts:</b>	8	vs. New England, 9/24/00
	8	at Detroit, 11/5/00
	8	vs. Oakland, 9/23/01
	8	at Seattle, 10/28/01
	7,	five times (last: at Indianapolis, 9/15/02)
<b>Long Runs:</b>	30	at Cincinnati, 10/1/00
	29	vs. Indianapolis, 12/17/00
	26	at N.Y. Jets, 10/14/01
	21	at San Francisco, 12/16/01
	18t	vs. Buffalo, 1/6/02

\* Playoff Game

### 1998 GAME-BY-GAME STATISTICS (Minnesota)

DATE	OPPONENT	P/S	PASSING								RUSHING				W/L	SCORE
			ATT	CMP	YDS	PCT	TD	INT	LG	TKLD	ATT	YDS	LG	TD		
9/6	TAMPA BAY														W	31-7
9/13	at St. Louis														W	38-31
9/20	DETROIT														W	29-6
9/27	at Chicago														W	31-28
10/5	at Green Bay														W	37-24
10/18	WASHINGTON	P	4	2	29	50.0	0	0	19	0/0	0	0	0	0	W	41-7
10/25	at Detroit	P	1	0	0	0.0	0	0	0	0/0	1	-2	-2	0	W	34-13
11/1	at Tampa Bay														L	24-27
11/8	NEW ORLEANS														W	31-24
11/15	CINCINNATI	P	2	1	12	50.0	0	1	12	0/0	1	-2	-2	0	W	24-3
11/22	GREEN BAY														W	28-14
11/26	at Dallas														W	46-36
12/6	CHICAGO	P	0	0	0	0.0	0	0	0	0/0	2	-2	-1	0	W	48-22
12/13	at Baltimore	P	0	0	0	0.0	0	0	0	0/0	0	0	0	0	W	38-28
12/20	JACKSONVILLE														W	50-10
12/26	at Tennessee														W	26-16
1/10/98	ARIZONA#														W	41-21
1/17/98	ATLANTA#														L	27-30
<b>1998 TOTALS</b>			7-1	7	3	41	42.9	0	1	19	0/0	4	-6	-1	0	15-1

### 1999 GAME-BY-GAME STATISTICS (Jacksonville)

DATE	OPPONENT	P/S	PASSING								RUSHING				W/L	SCORE
			ATT	CMP	YDS	PCT	TD	INT	LG	TKLD	ATT	YDS	LG	TD		
9/12	SAN FRAN.	P	1	0	0	0.0	0	0	0	0/0	2	-2		0	W	41-3
9/19	at Carolina														W	22-20
9/26	TENNESSEE														L	19-20
10/3	at Pittsburgh														W	17-3
10/11	at N.Y. Jets														W	16-6
10/17	CLEVELAND	P	14	12	113	85.7	1	0	18	0/0	3	27	15	0	W	24-7
10/31	at Cincinnati	P	9	6	69	66.7	0	0	23	1/10	1	0	0	0	W	41-10

## 1999 GAME-BY-GAME STATISTICS (Jacksonville)

DATE	OPPONENT	P/S	PASSING								RUSHING				W/L	SCORE
			ATT	CMP	YDS	PCT	TD	INT	LG	TKLD	ATT	YDS	LG	TD		
11/7	at Atlanta	P	7	5	35	71.4	0	0	11	1/7	2	-2	0	0	W	30-7
11/14	BALTIMORE		DID NOT PLAY												W	6-3
11/21	NEW ORLEANS	P	2	2	21	100.0	0	0	15	0/0	2	-2	0	0	W	41-23
11/28	at Baltimore		DID NOT PLAY												W	30-23
12/2	PITTSBURGH		DID NOT PLAY												W	20-6
12/13	DENVER		DID NOT PLAY												W	27-24
12/19	at Cleveland		DID NOT PLAY												W	24-14
12/26	at Tennessee	P	22	8	101	36.4	0	2	22	3/18	1	7	7	0	L	14-41
1/2/00	CINCINNATI	S	39	28	317	71.8	1	0	25t	2/12	2	-2	0	0	W	24-7
1/15/00	MIAMI#	P	11	7	172	63.6	2	1	70t	0/0	0	0	0	0	W	62-7
1/23/00	TENNESSEE#		DID NOT PLAY												L	14-33
1999 TOTALS		7-1	94	61	656	64.9	2	2	25t	7/47	13	26	15	1	14-2	
PLAYOFF TOTALS		1-0	11	7	172	63.6	2	1	70t	0/0	0	0	0	0	1-1	

## 2000 GAME-BY-GAME STATISTICS

DATE	OPPONENT	P/S	PASSING								RUSHING				W/L	SCORE
			ATT	CMP	YDS	PCT	TD	INT	LG	TKLD	ATT	YDS	LG	TD		
9/3	SEATTLE	S	24	15	134	62.5	1	0	20	2/7	3	9	7	0	W	23-0
9/10	at Minnesota	S	31	12	175	38.7	1	1	44	3/15	4	22	9	0	L	7-13
9/17	BALTIMORE	S	16	11	160	68.8	1	1	41	1/8	4	8	12	0	W	19-6
9/24	NEW ENGLAND	S	24	12	153	50.0	1	2	53t	1/10	8	21	10	0	W	10-3
10/1	at Cincinnati	S	21	14	155	66.7	2	1	25	2/12	4	45	30	0	W	31-16
10/8	BUFFALO	S	24	14	142	58.3	1	1	35	1/8	5	29	9	0	W	22-13
10/23	at N.Y. Jets	S	35	16	250	45.7	2	3	46t	1/13	4	24	15	0	L	37-40*
10/29	GREEN BAY	S	25	16	158	64.0	1	0	37	1/2	5	6	8	1	W	28-20
11/5	at Detroit	S	18	13	112	72.2	0	0	33	1/8	8	42	12	0	W	23-8
11/12	at San Diego	S	20	13	160	65.0	0	0	61	0/0	3	8	6	0	W	17-7
11/19	N.Y. JETS	S	0	0	0	0.0	0	0	0	1/1	0	0	0	0	L	3-20
11/26	at Indianapolis		INACTIVE (THIRD QUARTERBACK)												W	17-14
12/3	at Buffalo	S	21	13	214	61.9	3	0	40	2/14	1	0	0	0	W	33-6
12/10	TAMPA BAY	S	28	13	175	46.4	0	4	29	1/5	2	2	2	0	L	13-16
12/17	INDIANAPOLIS	S	25	12	150	48.0	0	1	27	4/18	1	29	29	0	L	13-20
12/24	at New England	S	45	30	264	66.7	1	0	24	2/8	2	22	17	0	W	27-24
12/30	INDIANAPOLIS#	S	34	19	185	55.9	1	3	19	2/9	7	43	11	0	W	23-17*
1/6/01	at Oakland#	S	37	18	176	48.6	0	3	33	2/12	3	12	6	0	L	27-0
2000 TOTALS		15-15	357	204	2402	57.1	14	19	61	23/129	54	267	30	1	11-5	
PLAYOFF TOTALS		1-1	71	37	361	52.1	1	6	33	4/21	10	55	11	0	1-1	

## 2001 GAME-BY-GAME STATISTICS

DATE	OPPONENT	P/S	PASSING								RUSHING				W/L	SCORE
			ATT	CMP	YDS	PCT	TD	INT	LG	TKLD	ATT	YDS	LG	TD		
9/9	at Tennessee	S	20	12	225	60.0	2	0	65t	0/0	7	25	8	0	W	31-23
9/23	OAKLAND	S	34	16	217	47.1	0	2	28	1/2	8	34	7	2	W	18-15
9/30	at St. Louis	S	27	19	204	70.4	1	2	33	2/15	4	9	4	0	L	10-42
10/7	NEW ENGLAND	S	21	11	87	52.4	1	1	15	0/0	7	37	10	0	W	30-10
10/14	at N.Y. Jets	S	34	23	213	67.6	1	2	27	2/8	2	27	26	0	L	17-21
10/28	at Seattle	S	21	15	213	71.4	1	2	43	0/0	8	41	16	0	W	24-20
11/4	CAROLINA	S	33	20	287	60.6	1	1	61	1/9	4	4	6	0	W	23-6
11/11	at Indianapolis	S	29	17	259	58.6	2	2	74t	1/18	2	8	9	0	W	27-24
11/18	N.Y. JETS	S	36	24	188	66.7	0	3	16	3/12	4	14	10	0	L	0-24
11/25	at Buffalo	S	31	18	260	58.1	3	0	42	2/16	4	28	13	0	W	34-27
12/2	DENVER	S	28	18	176	64.3	1	0	25	0/0	4	2	3	0	W	21-10
12/10	INDIANAPOLIS	S	26	18	191	69.2	3	0	32t	1/8	1	9	9	1	W	41-6
12/16	at San Francisco	S	28	16	149	57.1	0	3	27	6/42	4	33	21	0	L	0-21
12/22	at New England	S	37	21	320	56.8	1	0	44	2/10	3	13	6	0	L	13-20
12/30	ATLANTA	S	29	16	191	55.2	2	1	35	3/15	4	13	13	0	W	21-14
1/6/02	BUFFALO	S	16	9	110	56.3	1	0	36	3/23	7	24	18t	1	W	34-7
1/13/02	BALTIMORE#	S	28	15	122	53.6	0	1	20	3/17	2	16	8	0	L	20-3
2001 TOTALS		16-16	450	273	3290	60.7	20	19	74t	27/178	73	321	26	4	11-5	
PLAYOFF TOTALS		1-1	28	15	122	53.6	0	1	20	3/17	2	16	8	0	0-1	



# 2002 GAME-BY-GAME STATISTICS

DATE	OPPONENT	P/S	PASSING								RUSHING				W/L	SCORE
			ATT	CMP	YDS	PCT	TD	INT	LG	TKLD	ATT	YDS	LG	TD		
9/8	DETROIT	S	27	18	207	66.7	3	0	24	0/0	3	9	4	0	W	49-21
9/15	at Indianapolis	S	18	13	187	72.2	2	1	52	1/8	7	30	11	1	W	21-13
9/22	N.Y. JETS	S	30	16	185	53.3	1	0	36	1/2	2	5	4	0	W	30-3
9/29	at Kansas City	S	45	29	310	64.4	1	4	38	2/16	3	15	12	1	L	30-48
10/6	NEW ENGLAND	S	27	17	190	63.0	2	0	35	1/8	3	18	11	1	W	26-13
10/13	at Denver	S	29	19	210	65.5	0	1	29	1/9	1	-9	-9	0	W	24-22
10/20	BUFFALO		INACTIVE												L	10-23
11/4	at Green Bay		INACTIVE												L	10-24
11/10	at N.Y. Jets		INACTIVE												L	10-13
11/17	BALTIMORE		INACTIVE												W	26-7
11/24	SAN DIEGO		INACTIVE												W	30-3
12/1	at Buffalo	P	9	5	15	55.6	0	1	11	0/0	0	0	0	0	L	21-38
12/9	CHICAGO	S	29	15	196	51.7	1	1	34	1/8	1	10	10	0	W	27-9
12/15	OAKLAND	S	32	21	237	65.6	1	0	40	3/24	4	10	6	0	W	23-17
12/21	at Minnesota	S	21	15	177	71.4	2	1	59t	1/7	2	2	3	0	L	17-20
12/29	at New England	S	25	11	110	44.0	1	0	32t	2/7	2	9	7	0	L	24-27*
2002 TOTALS			11-10	292	179	2024	61.3	14	9	59t	13/89	28	99	12	3	9-7

\* - overtime # - playoff game

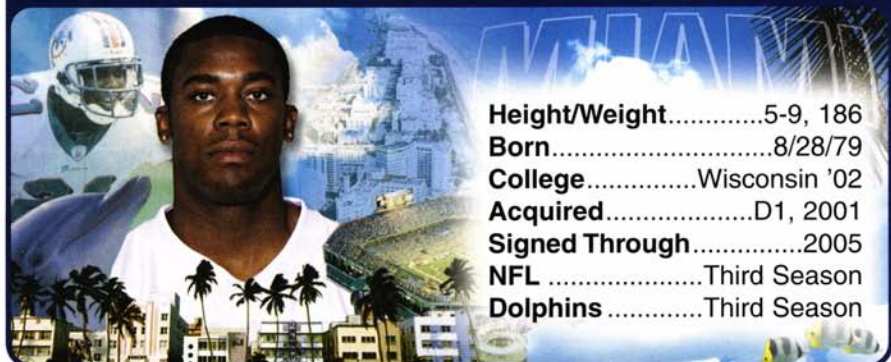
## JAY FIEDLER'S PASSING BREAKDOWN

	2002								CAREER							
	G	ATT	CMP	YDS	PCT	TD	INT	LG	G	ATT	CMP	YDS	PCT	TD	INT	LG
Buffalo	1	9	5	15	55.6	0	1	11	5	101	59	741	58.4	8	2	42
Miami	-	-	-	-	-	-	-	-	-	-	-	-	-	-	-	-
New England	2	52	28	300	53.8	3	0	35	6	179	102	1124	57.0	7	3	53
N.Y. Jets	1	30	16	185	53.3	1	0	36	5	135	79	836	58.5	4	8	46
AFC East	4	91	49	500	53.8	4	1	36	16	415	240	2701	57.8	19	13	53
Baltimore	-	-	-	-	-	-	-	-	2	17	11	160	64.7	1	1	41
Cincinnati	-	-	-	-	-	-	-	-	4	71	49	553	69.0	3	2	25
Cleveland	-	-	-	-	-	-	-	-	1	14	12	113	85.7	1	0	18
Pittsburgh	-	-	-	-	-	-	-	-	-	-	-	-	-	-	-	-
AFC Central	-	-	-	-	-	-	-	-	7	102	72	826	70.6	5	3	41
Houston	-	-	-	-	-	-	-	-	-	-	-	-	-	-	-	-
Indianapolis	1	18	13	187	72.2	2	1	52	4	98	60	787	61.2	7	4	74
Jacksonville	-	-	-	-	-	-	-	-	-	-	-	-	-	-	-	-
Tennessee	-	-	-	-	-	-	-	-	2	42	20	326	47.6	2	2	65
AFC South	1	18	13	187	72.2	2	1	52	6	140	80	1113	57.1	9	6	74
Denver	1	29	19	210	65.5	0	1	29	2	57	37	386	64.9	1	1	29
Kansas City	1	45	29	310	64.4	1	4	38	1	45	29	310	64.4	1	4	38
Oakland	1	32	21	237	65.6	1	0	40	2	66	37	454	56.0	1	2	40
San Diego	-	-	-	-	-	-	-	-	1	20	13	160	65.0	0	0	61
AFC West	3	106	69	757	65.1	2	5	40	6	188	116	1310	61.7	3	7	61
AFC Total	8	215	131	1444	60.9	8	7	52	35	845	508	5950	60.1	36	29	74
Dallas	-	-	-	-	-	-	-	-	-	-	-	-	-	-	-	-
N.Y. Giants	-	-	-	-	-	-	-	-	-	-	-	-	-	-	-	-
Philadelphia	-	-	-	-	-	-	-	-	-	-	-	-	-	-	-	-
Washington	-	-	-	-	-	-	-	-	1	4	2	29	50.0	0	0	19
NFC East	-	-	-	-	-	-	-	-	1	4	2	29	50.0	0	0	19
Chicago	1	29	15	196	51.7	1	1	34	2	29	15	196	51.7	1	1	34
Detroit	1	27	18	207	66.7	3	0	24	3	45	31	319	68.9	3	0	33
Green Bay	-	-	-	-	-	-	-	-	1	25	16	158	64.0	1	0	37
Minnesota	1	21	15	177	71.4	2	1	59	2	52	27	352	51.9	3	2	59
NFC Central	3	77	48	580	62.3	6	2	59	8	151	89	1025	58.9	8	3	59
Atlanta	-	-	-	-	-	-	-	-	2	36	21	226	58.3	2	1	35
Carolina	-	-	-	-	-	-	-	-	1	33	20	287	60.6	1	1	61
New Orleans	-	-	-	-	-	-	-	-	1	2	2	21	100.0	0	0	15
Tampa Bay	-	-	-	-	-	-	-	-	1	28	13	175	46.4	0	4	29
NFC South	-	-	-	-	-	-	-	-	5	99	56	709	56.6	3	6	61
Arizona	-	-	-	-	-	-	-	-	-	-	-	-	-	-	-	-
St. Louis	-	-	-	-	-	-	-	-	1	27	19	204	70.4	1	2	33
San Francisco	-	-	-	-	-	-	-	-	2	29	16	149	55.2	0	3	61
Seattle	-	-	-	-	-	-	-	-	2	45	30	347	66.7	2	2	43
NFC West	-	-	-	-	-	-	-	-	5	101	65	700	64.4	3	7	61
NFC Total	3	77	48	580	62.3	6	2	59	19	355	212	2463	59.7	14	16	61

# JAY FIEDLER'S PASSING BREAKDOWN

	2002								CAREER							
	G	ATT	CMP	YDS	PCT	TD	INT	LG	G	ATT	CMP	YDS	PCT	TD	INT	LG
Home	5	145	87	1015	60.0	8	1	40	28	596	357	4026	59.9	24	19	61
Road	6	147	92	1009	62.6	6	8	59	26	604	363	4387	60.1	26	26	74
1st Down	11	102	60	865	58.8	3	1	59	-	-	-	-	-	-	-	-
2nd Down	11	106	67	723	63.2	4	7	36	-	-	-	-	-	-	-	-
3rd Down	11	82	51	436	62.2	7	1	18	-	-	-	-	-	-	-	-
4th Down	11	2	1	0	0.0	0	0	0	-	-	-	-	-	-	-	-
1st Half	10	164	102	1252	62.2	10	3	59	-	-	-	-	-	-	-	-
2nd Half	11	128	77	772	60.2	4	6	35	-	-	-	-	-	-	-	-
Overtime	1	0	0	0	0.0	0	0	0	-	-	-	-	-	-	-	-
Grass	8	244	146	1645	59.8	10	6	40	39	952	566	6452	59.5	35	34	65
Turf	3	48	33	379	68.8	4	3	59	15	248	154	1961	62.1	15	11	74
Aug./Sept.	4	120	76	889	63.3	7	5	52	12	297	173	2157	58.2	14	13	65
October	2	56	36	400	64.3	2	1	35	13	264	165	1823	62.5	12	11	44
November	0	0	0	0	0.0	0	0	0	10	178	113	1340	63.5	6	7	74
December	5	116	67	735	57.8	5	3	59	19	461	269	3093	58.4	18	14	59
Games 1-8	6	176	112	1289	63.6	9	6	52	28	630	380	4567	60.3	29	27	74
Games 9-16	5	116	67	735	57.8	5	3	59	26	570	340	3846	59.6	21	18	61
Wins	7	192	119	1412	62.0	10	3	52	39	797	496	5876	62.2	40	18	74
Losses	4	100	60	612	60.0	4	6	59	15	403	224	2537	55.6	10	27	59
Ties	-	-	-	-	-	-	-	-	-	-	-	-	-	-	-	-

## Jamar Fletcher • 21 • Cornerback



**Height/Weight**.....5-9, 186  
**Born**.....8/28/79  
**College**.....Wisconsin '02  
**Acquired**.....D1, 2001  
**Signed Through**.....2005  
**NFL** .....Third Season  
**Dolphins** .....Third Season

## PRO CAREER

**2002** – Moved into nickel back role in second NFL season . . . Played in all 16 games, including four starts, two when the Dolphins opened with either five or six DBs . . . Finished with 39 tackles (36 solo) and two interceptions for 30 yards in returns . . . Added 13 passes defended, which tied for second on the club . . . Had two passes defended in season-opener vs. Detroit (9/8) . . . Tallied a season-high 10 tackles at Indianapolis (9/15), when he started the game as part of a six DB set . . . Also had the initial interception of his NFL career in the Colts contest when he picked off a Peyton Manning pass after the Colts had a first-and-10 from the Dolphins' 40 . . . Started at left cornerback each of the next two weeks, vs. N.Y. Jets (9/22) and at Kansas City (9/29), while Patrick Surtain was sidelined with a knee injury . . . Knocked away a pair of passes in 26-13 victory over Denver (10/13) . . . Batted down a season-high three passes in 27-9 Monday night victory over Chicago (12/9), as the Dolphins held the Bears to 88 net passing yards . . . Also came up with his second interception of the season when he picked off a Chris Chandler pass and returned it 30 yards to the Bears' 10, setting up a field goal four plays afterward.

## F I N S F A C T

Jamar was a first-team All-Big 10 selection in each of his three seasons (1998-2000) at the University of Wisconsin.





**2001** — Signed a five-year contract with the Dolphins on July 25, 2001 . . . Played in 14 regular season games, starting two of them, during his rookie season . . . Dressed but did not play in two contests . . . Registered 10 tackles (nine solo) and a pass defended . . . Did not see action in season-opener at Tennessee (9/9) . . . Made NFL debut in a reserve role in Miami's next game, vs. Oakland (9/23) . . . Initial NFL start came at right cornerback in place of the injured Sam Madison (shoulder) vs. N.Y. Jets (11/18) . . . Posted two tackles in that game . . . Also started in Madison's place the following week at Buffalo (11/25), and collected a pair of tackles . . . Dressed but did not play in First-Round Playoff game vs. Baltimore (1/13/02) . . . First-round draft choice (26th overall) by Miami in 2001.

## COLLEGE

Three-year letterman and starter at Wisconsin (1998-2000) . . . Entered the draft with one year of eligibility still remaining . . . Concluded his career by starting all 32 games in which he played . . . Posted 130 tackles and 21 interceptions for 459 return yards and five touchdowns . . . Also defended 57 passes . . . Both his interception and yardage totals represent Badger career records, while his yardage figure is the most in Big 10 history, surpassing the previous mark of 431, accomplished by former Dolphin safety Tom Curtis, who played at Michigan from 1967-69 . . . His 57 pass deflections marked a school record as well . . . Five interception returns for touchdowns were a school and conference record . . . Had seven interceptions each of his three seasons, as he led the Big 10 in that category each time, the only player in conference history to achieve that feat . . . Was the recipient of the Jim Thorpe Award as the nation's top defensive back his junior season of 2000 . . . Also was a first-team All-America and All-Big 10 selection, as well as the Big 10 Defensive Player of the Year . . . Was a first-team All-America and All-Big 10 pick as a sophomore in 1999, as he picked off seven passes for 135 yards in returns and two touchdowns . . . Was named the Big 10 Defensive Player of the Week against Purdue when he picked off a pair of Drew Brees passes, including one that he returned 52 yards for a touchdown late in the fourth quarter to give Wisconsin a 31-24 victory . . . Was a freshman All-America choice and a first-team All-Big 10 pick in 1998 when he recorded seven interceptions for 145 yards in returns and three touchdowns . . . The three scores represent a Big 10 single-season record . . . Gave the Badgers a 38-31 victory over UCLA in the Rose Bowl with a 46-yard interception return for a touchdown late in the fourth quarter . . . Redshirted as a true freshman in 1997 . . . Was a college roommate of Chris Chambers, the Dolphins' second-round draft choice in 2001 . . . Majored in behavioral science and law.

## PERSONAL

Single, resides in St. Louis, Mo . . . Was an All-America selection as a defensive back at Hazelwood East High School in St. Louis . . . Also played quarterback his senior year when he threw for 1,528 yards and 15 touchdowns, while also rushing for 13 touchdowns . . . During his career, recorded 12 interceptions, 26 rushing touchdowns, six scores on punt returns, two touchdowns on kickoff returns and one touchdown on a fumble return . . . Was a three-year captain and team MVP as a senior . . . Along with the other Dolphins defensive backs, has been part of the "Prudential No Passing Zone" program, which in conjunction with Prudential, helps to send 2,300 children from the Boys & Girls Clubs of Broward County to games throughout the regular season . . . Growing up, was a fan of the 1985 Super Bowl champion Chicago Bears . . . Jim Thorpe and Deion Sanders were his favorite athletes . . . Lists "Which Way Is Up" as favorite movie . . . Full name is Jamar Mondrell Fletcher, born August 28, 1979 in St. Louis, Mo.

### JAMAR FLETCHER'S NFL REGULAR SEASON STATISTICS

YEAR	TEAM	G-S	TACK.	ASST.	TOTAL	FUM. REC.	INT.	YDS.	LG	TD
2001	Miami	14-2	9	1	10	0	0	0	-	0
2002	Miami	16-4	36	3	39	0	2	30	30	0
<b>2-YEAR TOTALS</b>		<b>30-6</b>	<b>45</b>	<b>4</b>	<b>49</b>	<b>0</b>	<b>2</b>	<b>30</b>	<b>30</b>	<b>0</b>


## JAMAR FLETCHER'S NFL PLAYOFF STATISTICS

YEAR	TEAM	G-S	TACK.	ASST.	TOTAL	FUM. REC.	INT.	YDS.	LG	TD
2001	Miami	0-0	0	0	0	0	0	0	-	0

### ADDITIONAL STATS

**Passes Defensed:** 1 in 2001, 13 in 2002 for total of 14

## Arturo Freeman • 27 • Safety



**Height/Weight**.....6-0, 198  
**Born**.....10/27/76  
**College** .....South Carolina '00  
**Acquired**.....D5, 2000  
**Signed Through**.....2003  
**NFL** .....Fourth Season  
**Dolphins** .....Fourth Season

### PRO CAREER

**2002** — With departure of Brian Walker to Detroit via free agency, moved into a full-time starting role for the first time in three-year career . . . Opened all 16 games at strong safety . . . Finished third on the team and second among defensive backs with 96 total tackles (65 solo) . . . Added 1.5 sacks and five passes defensed . . . Also tied for sixth on the club with 12 tackles on special teams . . . Four of his five top tackle performances on the season occurred in Dolphins victories . . . Posted a season-high nine stops in 21-13 win at Indianapolis (9/15) . . . Matched that total with nine tackles in 26-7 victory vs. Baltimore (11/17) as the Dolphins held the Ravens to just 91 net passing yards . . . Tallied eight tackles on three occasions — vs. Detroit (9/8), vs. N.Y. Jets (9/22) and at Kansas City (9/29) . . . Posted four tackles, including his only full sack of the season, vs. Buffalo (10/20) . . . Knocked away a season-high two passes in Monday night win over Chicago (12/9) as Dolphins limited the Bears to 88 net passing yards . . . Produced a pair of special teams stops in a game three times — vs. New England (10/6), vs. San Diego (11/24) and vs. Oakland (12/15).

**2001** — Played in all 16 regular season games, including four starts . . . Finished the year with 42 total tackles (28 solo), an interception, eight passes defensed, a sack and two fumble recoveries . . . Added seven stops on special teams . . . Saw extensive action at free safety in place of the injured Brock Marion (left calf strain) at N.Y. Jets (10/14) and tallied five tackles in that game . . . Made first career start in the Dolphins' next contest, at Seattle (10/28), as he opened at free safety in place of the injured Marion . . . Responded with six tackles, a pass defensed and a fumble recovery . . . With the return of Marion the following week vs. Carolina (11/4), saw action in a reserve role and amassed five tackles, including the first sack of his career as he tackled Panthers QB Matt Lytle for a seven-yard loss . . . Was awarded a defensive game ball for his performance against the Panthers . . . Opened at strong safety at

### F I N S F A C T

Despite the fact that Arturo sustained a ruptured spleen during summer practices prior to his senior season at South Carolina, he missed only two games that year.





Indianapolis (11/11) in place of the injured Brian Walker (right thumb fracture), the first of three straight games that he manned that spot in Walker's absence . . . Had six tackles in the Colts game, six the following week vs. N.Y. Jets (11/18) and a season-high seven at Buffalo (11/25) . . . Also had a fumble recovery in the Bills game . . . Earned a defensive game ball in season-ending win vs. Buffalo (1/6/02), when he defended three passes, including the first interception of his career as he picked off an Alex Van Pelt pass . . . Saw action in a reserve role in First-Round Playoff game vs. Baltimore (1/13/02) . . . Registered one tackle.

**2000** – Appeared in eight games during his rookie season . . . Was inactive for seven contests, dressed but did not play in another . . . Finished the year with nine tackles on special teams . . . Made his NFL debut at Cincinnati (10/1) . . . Played in both postseason contests following the season in a reserve role and was credited with one special teams tackle . . . Fifth-round draft choice (152nd overall) of Miami in 2000.

## COLLEGE

Was a four-year starter at South Carolina (1995-97, 1999) . . . Started 39 of the 42 games in which he played during his career . . . Recorded 307 total tackles, ten interceptions for 111 yards and a touchdown, 19 passes defended, a fumble recovery and four forced fumbles . . . Played cornerback as a senior in 1999 after manning the free safety spot each of his first three seasons . . . Was a Playboy Preseason All-America selection prior to his senior year . . . Missed each of the first two games of his senior season with a ruptured spleen sustained during the preseason . . . Finished the year with 34 tackles and ended the campaign by playing in the Senior Bowl . . . Was a medical redshirt in 1998 after suffering torn anterior cruciate and medial collateral ligaments in his right knee during the preseason . . . Was a first-team All-SEC selection as a junior in 1997 when he amassed 92 tackles and six interceptions, including one for a touchdown . . . Tallied 95 yards on interceptions, the most by a South Carolina player since 1987 . . . Led team with a career-high 99 tackles in 1996 . . . Opened nine of the 11 games in which he played at free safety as a freshman in 1995 and was named to the SEC's All-Freshman Team . . . Registered 82 tackles and an interception in his initial collegiate campaign . . . Earned his degree in retail.

## PERSONAL

Single, resides in Orangeburg, S.C. . . . Was an All-America, all-state, all-region and the Class AAAA Offensive Back of the Year as a senior at Orangeburg-Wilkinson (S.C.) High School . . . Led the state with a single-season record 108 receptions for 1,318 yards and 16 touchdowns as a senior from his split end spot . . . Also recorded eight interceptions and 103 tackles that year . . . Lettered in basketball and track as well . . . Along with the other Dolphins defensive backs, has been part of the "Prudential No Passing Zone" program, which in conjunction with Prudential, helps to send 2,300 children from the Boys & Girls Clubs of Broward County to games throughout the regular season . . . Has assisted in building houses for Habitat for Humanity . . . Enjoys reading and learning about computers in spare time . . . Lists "The Devil's Advocate" as favorite movie, "Martin" as favorite television show, Walter Payton as favorite athlete and the San Francisco 49ers as favorite sports team as a child . . . Full name is Arturo C. Freeman, born October 27, 1976 in Orangeburg, S.C.

### ARTURO FREEMAN'S NFL REGULAR SEASON STATISTICS

YEAR	TEAM	G-S	TACK.	ASST.	TOTAL	FUM. REC.	INT.	YDS.	LG	TD
2000	Miami	8-0	0	0	0	0	0	0	-	0
2001	Miami	16-4	28	14	42	2	1	0	0	0
2002	Miami	16-16	65	31	96	0	0	0	0	0
<b>3-YEAR TOTALS</b>		<b>40-20</b>	<b>93</b>	<b>45</b>	<b>138</b>	<b>2</b>	<b>1</b>	<b>0</b>	<b>0</b>	<b>0</b>

## ARTURO FREEMAN'S NFL PLAYOFF STATISTICS

YEAR	TEAM	G-S	TACK.	ASST.	TOTAL	FUM. REC.	INT.	YDS.	LG	TD
2000	Miami	2-0	0	0	0	0	0	0	-	0
2001	Miami	1-0	1	0	1	0	0	0	-	0
PLAYOFF TOTALS		3-0	1	0	1	0	0	0	-	0

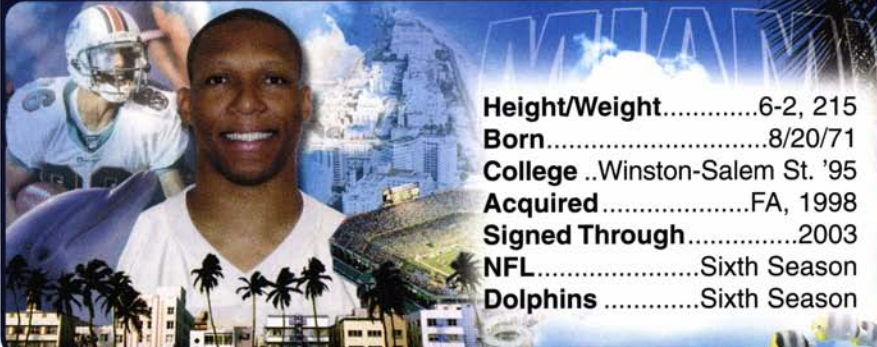
### ADDITIONAL STATS

**Passes Defensed:** 8 in 2001, 5 in 2002 for total of 13

**Sacks:** 1 for 7 yards in 2001, 1.5 for 3 yards in 2002 for total of 2.5 for 10 yards

**Special Teams Tackles:** 8 in 2000, 7 in 2001, 12 in 2002 for total of 27 (P-1)

## Oronde Gadsden • 86 • Wide Receiver



**Height/Weight**.....6-2, 215  
**Born**.....8/20/71  
**College**..Winston-Salem St. '95  
**Acquired**.....FA, 1998  
**Signed Through**.....2003  
**NFL**.....Sixth Season  
**Dolphins**.....Sixth Season

### PRO CAREER

**2002** — Started each of the first six games of the season before sustaining a left wrist injury at Denver (10/13) . . . Was inactive the following week vs. Buffalo (10/20) before being placed on injured reserve on October 21 . . . Underwent surgery on October 23 to repair ligament damage and stabilize his left wrist . . .

Dr. Arthur Rettig, a hand surgeon, performed the surgery at Methodist Hospital in Indianapolis . . . Prior to the injury, caught 16 passes for 228 yards . . . Lone reception vs. N.Y. Jets (9/22) was a spectacular one-handed grab over the middle for a 23-yard gain . . . Caught four passes for 69 yards at Kansas City (9/29), and in the process moved past Howard Twilley into tenth on the Dolphins' all-time receiving chart . . . Had best game of the year in the Broncos contest when he hauled in five passes for 79 yards, including a season-long 29-yard reception . . . Reception total that night tied for the team-lead while his yardage figure led the club . . . Fifth catch in that game was the 222nd of his career, moving him ahead of Jim Kiick into ninth on the team's career receiving list . . .

**CAREER RECEPTIONS:** Has totaled 223 career receptions during the regular season, ninth on the team's all-time list . . . Entering 2003 needs six more to tie Jim Jensen (229) for eighth, 43 more to tie Bruce Hardy (256) for seventh and 46 more to tie Duriel Harris (269) for sixth . . .

**CAREER RECEIVING YARDS:** Has accumulated 3,204 receiving yards in his career, eighth on the club's all-time list . . . Entering 2003, needs 151 more to tie Paul Warfield (3,355) for seventh and 338 more to tie Tony Nathan (3,592) for sixth . . .

**CAREER RECEIVING TOUCHDOWNS:** Has totaled 22 career receiving touchdowns, ninth in Dolphins annals . . . With one more he would tie Howard Twilley and Jim Mandich (23

### F I N S F A C T

In 1999, Oronde starte his own clothing line called "Original Gear", which is now carried in several major retail outlets throughout the United States, including Rich's-Macy's.





each) for seventh, with three more he would join Bruce Hardy (25) for sixth and with seven more he would equal O.J. McDuffie (29) for fifth . . .

**CONSECUTIVE GAMES WITH A RECEPTION:** Gadsden caught a pass in all six games in which he played in 2002 . . . Overall, he has caught a pass in 43 straight regular season contests dating back to 1999 . . . The last time he was held without a reception was on November 14, 1999 at Buffalo . . . He also has had a reception in 50 of his last 51 games entering 2003 . . . When he caught his first pass at Denver on October 13, 2002, it extended the streak to 43 consecutive contests, tying him with Mark Duper and Keith Byars for the third-longest such streak in Dolphins history, trailing only Mark Clayton (92) and O.J. McDuffie (74):

## LONGEST RECEPTION STREAKS IN DOLPHINS HISTORY

PLAYER	STREAK	YEARS OF STREK
1. Mark Clayton	92	1986-92
2. O.J. McDuffie	74	1995-99
3. <b>ORONDE GADSDEN</b>	<b>43</b>	<b>1999-2002*</b>
Mark Duper	43	1989-92
Keith Byars	43	1993-96

\* - active streak

**2001** – Started all 14 games in which he played . . . Was inactive for two games with a hamstring injury . . . Caught 55 passes for 674 yards and three touchdowns . . . Reception total tied with James McKnight for the team-lead, while yardage figure ranked third . . . Marked the second consecutive season in which he led or shared the team-lead in receptions . . . Led team in receptions seven times during the course of the year, and in receiving yardage on five occasions . . . Led Dolphins in opener at Tennessee (9/9) when he hauled in four passes for 74 yards, including a 23-yard TD catch from Jay Fiedler . . . Touchdown catch was the 20th of his career, tying him with Irving Fryar for ninth on the Dolphins' all-time list . . . Put together the sixth 100-yard receiving game of his career, vs. Carolina (11/4) when he hauled in a team-high five passes for 102 yards, including a 61-yard reception, marking the second-longest catch of his career . . . Led Dolphins in both receiving and yardage with eight for 116 yards at Buffalo (11/25), the seventh 100-yard receiving game of his career . . . Reception total marked a season-high and is the third-highest total of his career . . . Yardage figure also was a season-best while it ranks as the fourth-highest total of his career . . . Along with Chris Chambers' 101 yards that day, it was the first time that a pair of Dolphins reached the 100-yard receiving mark in the same game since December 5, 1999 against Indianapolis when Gadsden had 103 yards and Tony Martin had 109 yards . . . Overall, it was the third time that Gadsden has been part of a dual 100-yard receiving game . . . He also achieved the feat on October 10, 1999 at Indianapolis when he accumulated 123 yards and Martin amassed 166 yards . . . Caught four passes for 27 yards in win vs. Indianapolis (12/10) . . . One of his catches was a nine-yard TD catch from Fiedler . . . Was inactive with a hamstring injury at New England (12/22), marking the first game in his career that he had missed and snapping a string of 61 straight games in which he had played . . . Had three receptions for 15 yards the following week vs. Atlanta (12/30), including a two-yard TD catch . . . It marked the eighth game in-a-row that the Dolphins had won when Gadsden caught a touchdown pass . . . With lingering hamstring injury, was inactive for regular season finale vs. Buffalo (1/6/02) . . . Started First-Round Playoff game vs. Baltimore (1/13/02) . . . Had one reception for nine yards . . . Underwent surgery following the season, on February 6, 2002, for an arthroscopic debridement and a surgical repair of the rotator cuff in his right shoulder . . . Chief Team Physician Dr. George Caldwell performed the surgery at Holy Cross Hospital in Fort Lauderdale, with team physician Dr. Erol Yoldas assisting . . .

**FOUR-YEAR RECEIVING TOTALS:** In his first four seasons with the Dolphins, Gadsden totaled 207 receptions for 2,976 yards and 22 receiving touchdowns . . . All three figures rank among the top three for a Dolphin in his first four seasons with the club:

## HIGHEST RECEIVING TOTALS BY A DOLPHIN IN HIS FIRST FOUR SEASONS WITH THE TEAM

RECEPTIONS			RECEIVING YARDS			RECEIVING TOUCHDOWNS		
PLAYER	YEARS	REC.	PLAYER	YEARS	Yds.	PLAYER	YEARS	TDs
Mark Clayton	1983-86*	209	Irving Fryar	1993-95#	3190	Mark Clayton	1983-86*	33
<b>O. GADSDEN 1998-01*</b>	<b>207</b>		Mark Clayton	1983-86*	3649	Paul Warfield	1970-73	31
Irving Fryar	1993-95#	199	<b>O. GADSDEN 1998-01*</b>		<b>2976</b>	<b>O. GADSDEN 1998-01*</b>		<b>22</b>
O.J. McDuffie	1993-96*	192	Mark Duper	1982-85*	2959	Nat Moore	1974-77*	22
Keith Byars	1993-96	166	Paul Warfield	1970-73	2819	Mark Duper	1982-85*	21

\*Denotes first four years in the NFL

#Totals were accomplished in just three years with the team

**2000** – Started all 16 regular season games in which he played . . . Led team in receiving with 56 receptions for 786 yards and six touchdowns . . . His reception total marked a career-high while his yardage figure was the second-most of his NFL career . . . Yardage total also was 18th in the AFC in 2000 . . . Led Dolphins in receptions seven times and in receiving yardage on eight occasions during the season . . . Had two catches for 21 yards, including a 16-yard TD grab, in season-opener vs. Seattle (9/3) . . . Caught six passes for 73 yards and two touchdowns at Cincinnati (10/1), marking the third multiple-touchdown game of his career . . . Had scoring catches of seven and 21 yards . . . Tallied seven receptions for 119 yards in Monday night game at N.Y. Jets (10/23), marking the fifth 100-yard receiving game of his NFL career . . . Seven receptions are tied for the fourth-highest total of his career while his yardage figure ranks third . . . Registered five receptions for 100 yards in the first half of that contest, the second time in his career he amassed 100 receiving yards in one half . . . He had 112 yards in the second half at Indianapolis on October 10, 1999 . . . Lamar Smith rushed for 155 yards in the Jets game, as it marked the first time that the Dolphins had a 100-yard rusher and receiver in the same game since September 18, 1994 when Terry Kirby reached the 100-yard rushing mark and Keith Jackson attained the 100-yard receiving plateau against the N.Y. Jets . . . Had five catches for 70 yards, including a 15-yard TD reception, vs. Green Bay (10/29) . . . Only reception at San Diego (11/12) went for 61 yards on the Dolphins' first play from scrimmage, and it represented his longest catch of the season and the second-longest of his career . . . Caught two passes for 30 yards and a touchdown at Indianapolis (11/26) . . . Marked the second straight year that he came up with the game-winning TD against the Colts at the RCA Dome, as his 17-yard scoring reception from Damon Huard with 1:10 to play lifted the Dolphins to a 17-14 victory . . . Also had a touchdown reception the following week in win at Buffalo (12/3) . . . Finished the year by equaling a season-high with seven receptions, totaling 43 yards, at New England (12/24) . . . Started both playoff games following the season . . . Caught five passes for 71 yards with a long of 33 . . . Recorded four receptions for 38 yards in First-Round victory over Indianapolis (12/30).

**1999** – Started seven of the 16 games in which he played during the regular season . . . Finished second on the team with 48 receptions for 803 yards and a team-high six touchdowns . . . Trained only Tony Martin, who collected 67 receptions for 1,037 yards . . . Led or shared the team-lead in receptions three times over the course of the season . . . Also posted three 100-yard receiving games, second-most on the team, trailing only Martin's five . . . Yards per reception average of 16.7 was the highest for a Dolphins receiver with 40 or more receptions since Irving Fryar averaged 17.4 yards per catch (73-1,270) in 1994 . . . Caught four passes for 123 yards and one touchdown at Indianapolis (10/10), the second 100-yard receiving game of his career and the second-highest yardage total in his career . . . Along with Martin's 166 yards, it marked the 14th time in the regular season and 16th occasion overall, including playoffs, that two Dolphins had 100 yards receiving in the same game, and the first time since November 27, 1994, when Mark Ingram had 117 yards and Irving Fryar had 103 yards at the N.Y. Jets . . . In addition, Gadsden accounted for 112 receiving yards in the second half of that Colts game, the first time that a Dolphin accounted for 100 receiving yards in one half since December 21, 1998, when Lamar Thomas had 101 yards in the second half against Denver . . . Two of Gadsden's receptions against the Colts came within the final minute of the game . . . Hauled in a 48-yard pass from Dan Marino on fourth-and-10 from the 50 with less than a minute to play to give the Dolphins a first-and-goal from the two . . . Two plays later, caught the game-winning touchdown, from two yards out with 27 seconds left to lift the Dolphins to a 34-31 victory and cap a comeback in which Miami faced two nine-point deficits in the fourth



quarter . . . Also caught a career-long 62-yard pass in the game . . . Caught four passes for 36 yards vs. New England (11/21), with two of his receptions going for touchdowns, the second multiple-touchdown game of his career . . . Scores came on catches of four and three yards, both from Damon Huard . . . Put together second straight 100-yard effort against Colts, with six catches for 103 yards, including a 24-yard TD reception, vs. Indianapolis (12/5) . . . Six catches tied for team-lead, while his yardage total represented the third 100-yard receiving game of his career . . . Along with Martin's 109 yards, it marked the second time against the Colts in 1999 that this tandem each reached the 100-yard receiving plateau . . . It was the 15th time in team history that this happened in the regular season, and the 17th time overall, including playoffs . . . Closed season with nine receptions for a team-best 114 yards at Washington (1/2/00), his third 100-yard receiving game of the year, the fourth of his career and the third-highest yardage total of his career . . . Included among his receptions was a four-yard scoring catch from Damon Huard . . . Started both playoff games following the season . . . Led the team with eight catches for 87 yards and two touchdowns . . . Caught two passes for 25 yards, including a one-yard TD catch, in First Round Playoff game at Seattle (1/9/00) . . . Hauled in a team-high six passes for 62 yards, including a 20-yard scoring grab, in Divisional contest at Jacksonville (1/15/00) . . . TD reception in Jacksonville was the last touchdown pass by Dan Marino in his NFL career.

**1998** — Signed with the Dolphins as a free agent on August 3 after playing with the Portland Forest Dragons of the Arena League . . . Earned a roster spot during the preseason when he led the Dolphins with nine receptions for 165 yards and one touchdown . . . Played in all 16 contests during the regular season, starting 12 of them . . . Finished second on the club with 48 receptions for 713 yards and seven touchdowns . . . Seven scores tied with O.J. McDuffie for first on the team . . . Led the team in receptions three times and in receiving yardage on four occasions . . . Made his Dolphins and NFL debut in a reserve role in season-opener at Indianapolis (9/6) . . . Only catch on the day went for a 44-yard touchdown from Dan Marino in the second quarter to give Miami a 7-3 lead . . . It marked the first time that a Dolphins receiver had a touchdown catch in his first NFL game since Tony Martin had a 35-yard TD grab from Marino in his NFL debut on September 9, 1990 at New England . . . Made first NFL start, against Buffalo (9/13), and caught two passes for 31 yards with a long of 22 . . . Tallied five receptions for a team-high 91 yards in Monday night game at Jacksonville (10/12) . . . Had three receptions for a team-high 68 yards with a long of 29, including a 12-yard TD catch, at Buffalo (11/1) . . . In a Monday night game at New England (11/23), caught three passes for 49 yards and two touchdowns, the first multiple-touchdown game of his career . . . Scores came on catches of 35 and 11 yards, both from Marino . . . His second TD of the game was his fifth of the season, tying Andre Brown (1989) for the most receiving touchdowns by a Dolphins rookie or first-year player in a season . . . Recorded two receptions for 22 yards, including a 19-yard TD catch, at Oakland (12/6), marking his sixth TD catch of the year, and setting a new Dolphins single-season record for a rookie or first-year player . . . Tallied season-high and team-high totals of nine receptions for 153 yards, including a season-long catch of 50 yards, in season finale at Atlanta (12/27) . . . His nine catches in the game tied Terry Kirby for the most by a Dolphins rookie or first-year player in a game (since broken) . . . His yardage figure was the most by a club rookie or first-year performer . . . It marked the first 100-yard receiving game of his career, and his yardage total now is tied for 21st-most in franchise history . . . It also was the most by a Dolphin since O.J. McDuffie amassed 154 receiving yards (11 rec.) in a First-Round Playoff game at Buffalo on December 30, 1995. . . It was the most by a Dolphin in a regular season game since Irving Fryar posted 160 yards (6 rec.) at Minnesota on September 25, 1994 . . . Caught five passes for a team-high 85 yards with a long of 52 in First-Round Playoff game vs. Buffalo (1/2/99) . . . Started Divisional contest at Denver (1/9/99), and came up with four receptions for 36 yards . . . In 14 games with Portland prior to his arrival in Miami, caught 93 passes for 1,335 yards and 37 touchdowns . . . Added 25 tackles and three interceptions on defense including one for a touchdown, where he played linebacker . . . Was named the AFL's Rookie of the Year for 1998 . . . Holds AFL records for most points, rookie season (230) and most touchdowns, rookie season (38) . . .

**ROOKIE/FIRST-YEAR RECORDS:** Gadsden's 48 catches tied for third among Dolphins rookie or first-year players, while his yardage total was third at the time (now fourth) . . . Gadsden's seven receiving scores eclipsed the club record for receiving touchdowns by a rookie or first-year player, surpassing the previous mark of five, formerly held by Andre Brown, who attained that mark in 1989 . . . It is now tied for the most, along with Chris Chambers . . .

## DOLPHINS RECEIVING RECORDS FOR ROOKIES OR FIRST-YEAR PLAYERS

RECEIVING YARDS			RECEPTIONS			RECEIVING TOUCHDOWNS		
PLAYER	YEAR	YDs.	PLAYER	YEAR	REC.	PLAYER	YEAR	TDs
C. Chambers	2001	883	T. Kirby (RB)	1993	75	<b>O. GADSDEN</b>	<b>1998</b>	<b>7</b>
T. Kirby (RB)	1993	874	J. Clancy	1967	67	C. Chambers	2001	7
J. Clancy	1967	868	<b>O. GADSDEN</b>	<b>1998</b>	<b>48</b>	A. Brown	1989	5
<b>O. GADSDEN</b>	<b>1998</b>	<b>713</b>	T. Stradford (RB)	1987	48	R. McMichael (TE)	2002	4
N. Moore	1974	605	C. Chambers	2001	48			

\* All players are wide receivers except as noted

**1995-97** – Originally went to camp with Dallas as an undrafted rookie free agent in 1995 . . . Was waived on August 22, 1995 and signed to the practice squad on August 30, and spent the entire regular season there . . . Was signed to the 53-man roster on January 8, 1996, during the club's playoff run en route to a Super Bowl title, but sustained a **severely** sprained left ankle three days later and was placed on Injured Reserve . . . **Was released** by the Cowboys on August 27, 1996 . . . Went to camp with Pittsburgh in 1997 and was waived on August 19 . . . Also had a brief stint in Dallas' camp in '97 after being released by the Steelers.

## COLLEGE

Played five years (1990-94) at Winston-Salem State . . . Concluded his career with 130 receptions for 2,950 yards and 44 touchdowns . . . Ranks first all-time in **school** history in all three categories . . . His 44 touchdowns are second-most for total touchdowns . . . As a senior, caught 56 passes for 1,111 yards and 16 touchdowns . . . Yardage and **receiving** touchdown totals that year rank as the highest single-season figures in school history, **while** his reception total is second . . . Led the Central Intercollegiate Athletic Association with a 19.8-yard average per catch and finished second in receiving yardage, touchdowns and yards per game (101.0) . . . Had 31 receptions for 836 yards (27.0 avg.) and 13 touchdowns as a junior . . . Had 31 receptions for 810 yards (26.1 avg.) and 13 scores as a sophomore . . . Graduated with a degree in marketing.

## PERSONAL

Married to Bianke with a son, Oronde II (6/25/03) . . . Family resides in Davie, Fla . . . Attended Burke High School in his hometown of Charleston, S.C . . . In his final **semester** of college, served as an intern for the Drew Pearson Companies in Dallas . . . Has **participated** in events benefiting the Cystic Fibrosis Foundation . . . Has assisted in building **houses** for Habitat for Humanity . . . Is very active with the Big Brothers and Big Sisters of Broward County . . . In 1999 created his own clothing line, called "Original Gear" . . . Full name is Oronde Benjamin Gadsden, born August 20, 1971.

## ORONDE GADSDEN'S NFL REGULAR SEASON STATISTICS

YEAR	TEAM	RECEIVING						RUSHING			
		G-S	NO.	YDS.	AVG.	LG	TD	ATT.	YDS.	LG	TD
1998	Miami	16-12	48	713	14.9	50	7	0	0	0	0
1999	Miami	16-7	48	803	16.7	62	6	0	0	0	0
2000	Miami	16-16	56	786	14.0	61	6	0	0	0	0
2001	Miami	14-14	55	674	12.3	40	3	0	0	0	0
2002	Miami	6-6	16	228	14.3	29	0	0	0	0	0
<b>5-YEAR TOTALS</b>		<b>68-55</b>	<b>223</b>	<b>3204</b>	<b>14.4</b>	<b>62</b>	<b>22</b>	<b>0</b>	<b>0</b>	<b>0</b>	<b>0</b>



## ORONDE GADSDEN'S NFL PLAYOFF STATISTICS

YEAR	TEAM	G-S	RECEIVING					RUSHING				
			NO.	YDS.	AVG.	LG	TD	ATT.	YDS.	LG	TD	
1998	Miami	2-1	9	121	13.4	52	0	0	0	0	0	
1999	Miami	2-2	8	87	10.9	24	2	0	0	0	0	
2000	Miami	2-2	5	71	14.2	33	0	0	0	0	0	
2001	Miami	1-1	1	9	9.0	9	0	0	0	0	0	
<b>PLAYOFF TOTALS</b>		<b>7-6</b>	<b>23</b>	<b>288</b>	<b>12.5</b>	<b>52</b>	<b>2</b>	<b>0</b>	<b>0</b>	<b>0</b>	<b>0</b>	

### ADDITIONAL STATS

**Passing:** 1 attempt, 0 completions in 1993

**Miscellaneous Tackles:** 2 in 2000, 1 in 2001 for total of 3 (P-2)

**Miscellaneous Fumble Recoveries:** 2 in 2000

### SINGLE-GAME HIGHS

<b>Most Receptions:</b>	9	at Atlanta, 12/27/98
	9	at Washington, 1/2/00
	8	at Buffalo, 11/25/01
	7	at N.Y. Jets, 10/23/00
	7	at New England, 12/24/00
<b>Most Receiving Yards:</b>	153	at Atlanta, 12/27/98
	123	at Indianapolis, 10/10/99
	119	at N.Y. Jets, 10/23/00
	116	at Buffalo, 11/25/01
	114	at Washington, 1/2/00
<b>Longest Receptions:</b>	62	at Indianapolis, 10/10/99
	61	at San Diego, 11/12/00
	61	vs. Carolina, 11/4/01
	55	vs. San Diego, 12/19/99
	*52	vs. Buffalo, 1/2/99
<b>Most TD Receptions:</b>	2	at New England, 11/23/98
	2	vs. New England, 11/21/99
	2	at Cincinnati, 10/1/00

\* Playoff Game

### 100-YARD RECEIVING GAMES (7)

DATE	OPPONENT	NO.	YDS.	LG	TD
12/27/98	at Atlanta	9	153	50	0
10/10/99	at Indianapolis	4	123	62	1
12/5/99	INDIANAPOLIS	6	103	24t	1
1/2/00	at Washington	9	114	26	1
10/23/00	at N.Y. Jets	7	119	29	0
11/4/01	CAROLINA	5	102	61	0
11/25/01	at Buffalo	8	116	42	0

### 1998 GAME-BY-GAME STATISTICS

DATE	OPPONENT	P/S	RECEIVING					RUSHING					W/L	SCORE
			NO.	YDS.	LG	TD		ATT.	YDS.	LG	TD			
9/6	at Indianapolis	P	1	44	44t	1		0	0	0	0		W	24-15
9/13	BUFFALO	S	2	31	22	0		0	0	0	0		W	13-7
9/20	PITTSBURGH	S	4	34	13	0		0	0	0	0		W	21-0
10/4	at N.Y. Jets	S	2	30	25	0		0	0	0	0		L	9-20
10/12	at Jacksonville	S	5	91	28	0		0	0	0	0		L	21-28
10/18	ST. LOUIS	S	2	5	4	1		0	0	0	0		W	14-0
10/25	NEW ENGLAND	S	4	59	28	0		0	0	0	0		W	12-9*
11/1	at Buffalo	S	3	68	29	1		0	0	0	0		L	24-30
11/8	INDIANAPOLIS	S	0	0	0	0		0	0	0	0		W	27-14
11/15	at Carolina	S	3	21	9	0		0	0	0	0		W	13-9

## 1998 GAME-BY-GAME STATISTICS

DATE	OPPONENT	P/S	RECEIVING				RUSHING				W/L	SCORE
			NO.	YDS.	LG	TD	ATT.	YDS.	LG	TD		
11/23	at New England	S	3	49	35t	2	0	0	0	0	L	23-26
11/29	NEW ORLEANS	S	4	60	23	0	0	0	0	0	W	30-10
12/6	at Oakland	P	2	22	19t	1	0	0	0	0	W	27-17
12/13	N.Y. JETS	S	2	18	15	0	0	0	0	0	L	16-21
12/21	DENVER	P	2	28	20	1	0	0	0	0	W	31-21
12/27	at Atlanta	P	9	153	50	0	0	0	0	0	L	16-38
1/2/99	BUFFALO#	P	5	85	52	0	0	0	0	0	W	24-17
1/9/99	at Denver#	S	4	36	14	0	0	0	0	0	L	3-38
<b>1998 TOTALS</b>			16-12	48	713	50	7	0	0	0	0	10-6
<b>PLAYOFF TOTALS</b>			2-1	9	121	52	0	0	0	0	0	1-1

## 1999 GAME-BY-GAME STATISTICS

DATE	OPPONENT	P/S	RECEIVING				RUSHING				W/L	SCORE
			NO.	YDS.	LG	TD	ATT.	YDS.	LG	TD		
9/13	at Denver	P	0	0	0	0	0	0	0	0	W	38-21
9/19	ARIZONA	P	2	11	9	0	0	0	0	0	W	19-16
10/04	BUFFALO	P	3	46	36	0	0	0	0	0	L	18-23
10/10	at Indianapolis	S	4	123	62	1	0	0	0	0	W	34-31
10/17	at New England	P	1	4	4	0	0	0	0	0	W	31-30
10/24	PHILADELPHIA	P	1	17	17	0	0	0	0	0	W	16-13
10/31	at Oakland	P	3	70	36	0	0	0	0	0	W	16-9
11/7	TENNESSEE	P	2	47	29	0	0	0	0	0	W	17-0
11/14	at Buffalo	P	0	0	0	0	0	0	0	0	L	3-23
11/21	NEW ENGLAND	P	4	36	15	2	0	0	0	0	W	27-17
11/25	at Dallas	S	3	39	17	0	0	0	0	0	L	0-20
12/5	INDIANAPOLIS	S	6	103	24t	1	0	0	0	0	L	34-37
12/12	at N.Y. Jets	S	4	57	25	1	0	0	0	0	L	20-28
12/19	SAN DIEGO	S	4	83	55	0	0	0	0	0	W	12-9
12/27	N.Y. JETS	S	2	53	30	0	0	0	0	0	L	31-38
1/2/00	at Washington	S	9	114	26	1	0	0	0	0	L	10-21
1/9/00	at Seattle#	S	2	25	24	1	0	0	0	0	W	20-17
1/15/00	at Jacksonville#	S	6	62	20t	1	0	0	0	0	L	7-62
<b>1999 TOTALS</b>			16-7	48	803	62	6	0	0	0	0	9-7
<b>PLAYOFF TOTALS</b>			2-2	8	87	24	2	0	0	0	0	1-1

## 2000 GAME-BY-GAME STATISTICS

DATE	OPPONENT	P/S	RECEIVING				RUSHING				W/L	SCORE
			NO.	YDS.	LG	TD	ATT.	YDS.	LG	TD		
9/3	SEATTLE	S	2	21	16t	1	0	0	0	0	W	23-0
9/10	at Minnesota	S	2	24	15	0	0	0	0	0	L	7-13
9/17	BALTIMORE	S	1	11	11	0	0	0	0	0	W	19-6
9/24	NEW ENGLAND	S	4	60	44	0	0	0	0	0	W	10-3
10/1	at Cincinnati	S	6	73	21t	2	0	0	0	0	W	31-16
10/8	BUFFALO	S	3	33	21	0	0	0	0	0	W	22-13
10/23	at N.Y. Jets	S	7	119	29	0	0	0	0	0	L	37-40*
10/29	GREEN BAY	S	5	70	17	1	0	0	0	0	W	28-20
11/5	at Detroit	S	4	41	19	0	0	0	0	0	W	23-8
11/12	at San Diego	S	1	61	61	0	0	0	0	0	W	17-7
11/19	N.Y. JETS	S	2	42	29	0	0	0	0	0	L	3-20
11/26	at Indianapolis	S	2	30	17t	1	0	0	0	0	W	17-14
12/3	at Buffalo	S	3	43	25	1	0	0	0	0	W	33-6
12/10	TAMPA BAY	S	4	75	29	0	0	0	0	0	L	13-16
12/17	INDIANAPOLIS	S	3	40	17	0	0	0	0	0	L	13-20
12/24	at New England	S	7	43	11	0	0	0	0	0	W	27-24
12/30	INDIANAPOLIS#	S	4	38	13	0	0	0	0	0	W	23-17*
1/6/01	at Oakland#	S	1	33	33	0	0	0	0	0	L	0-27
<b>2000 TOTALS</b>			16-16	56	786	61	6	0	0	0	0	11-5
<b>PLAYOFF TOTALS</b>			2-1	5	71	33	0	0	0	0	0	1-1



## 2001 GAME-BY-GAME STATISTICS

DATE	OPPONENT	P/S	RECEIVING				RUSHING				W/L	SCORE
			NO.	YDS.	LG	TD	ATT.	YDS.	LG	TD		
9/9	at Tennessee	S	4	74	31	1	0	0	0	0	W	31-23
9/23	OAKLAND	S	5	70	28	0	0	0	0	0	W	18-15
9/30	at St. Louis	S	3	29	13	0	0	0	0	0	L	10-42
10/7	NEW ENGLAND	S	2	21	15	0	0	0	0	0	W	30-10
10/14	at N.Y. Jets	S	6	73	27	0	0	0	0	0	L	17-21
10/28	at Seattle	S	1	15	15	0	0	0	0	0	W	24-20
11/4	CAROLINA	S	5	102	61	0	0	0	0	0	W	23-6
11/11	at Indianapolis	S	6	71	16	0	0	0	0	0	W	27-24
11/18	N.Y. JETS	S	3	34	16	0	0	0	0	0	L	0-24
11/25	at Buffalo	S	8	116	42	0	0	0	0	0	W	34-27
12/2	DENVER	S	2	11	6	0	0	0	0	0	W	21-10
12/10	INDIANAPOLIS	S	4	27	11	1	0	0	0	0	W	41-6
12/16	at San Francisco	S	3	16	11	0	0	0	0	0	L	0-21
12/22	at New England		INACTIVE								L	13-20
12/30	ATLANTA	S	3	15	8	1	0	0	0	0	W	21-14
1/6/02	BUFFALO		INACTIVE								W	34-7
1/13/02	BALTIMORE#	S	1	9	9	0	0	0	0	0	L	3-20
<b>2001 TOTALS</b>		14-14	55	674	61	3	0	0	0	0	11-5	
<b>PLAYOFF TOTALS</b>		1-1	1	9	9	0	0	0	0	0	0-1	

## 2002 GAME-BY-GAME STATISTICS (Cincinnati)

DATE	OPPONENT	P/S	RECEIVING				RUSHING				W/L	SCORE
			NO.	YDS.	LG	TD	ATT.	YDS.	LG	TD		
9/8	DETROIT	S	2	18	10	0	0	0	0	0	W	49-21
9/15	at Indianapolis	S	2	14	11	0	0	0	0	0	W	21-13
9/22	N.Y. JETS	S	1	23	23	0	0	0	0	0	W	30-3
9/29	at Kansas City	S	4	69	21	0	0	0	0	0	L	30-48
10/6	NEW ENGLAND	S	2	27	17	0	0	0	0	0	W	26-13
10/13	at Denver	S	5	77	29	0	0	0	0	0	W	24-22
10/20	BUFFALO		INACTIVE								L	10-23
11/4	at Green Bay		INJURED RESERVE								L	10-24
11/10	at N.Y. Jets		INJURED RESERVE								L	10-13
11/17	BALTIMORE		INJURED RESERVE								W	26-7
11/24	SAN DIEGO		INJURED RESERVE								W	30-3
12/1	at Buffalo		INJURED RESERVE								L	21-38
12/9	CHICAGO		INJURED RESERVE								W	27-9
12/15	OAKLAND		INJURED RESERVE								W	23-17
12/21	at Minnesota		INJURED RESERVE								L	17-20
12/29	at New England		INJURED RESERVE								L	24-27*
<b>2002 TOTALS</b>		6-6	16	228	29	0	0	0	0	0	9-7	

\* - overtime # - playoff game

## ORONDE GADSDEN'S RECEIVING BREAKDOWN

	2002						CAREER					
	G	NO	YDS	AVG	LG	TD	G	NO	YDS	AVG	LG	TD
Buffalo	-	-	-	-	-	-	7	22	337	15.3	42	2
Miami	-	-	-	-	-	-	-	-	-	-	-	-
New England	1	2	27	13.5	17	0	8	27	299	11.1	44	4
N.Y. Jets	1	1	23	23.0	23	0	9	29	449	15.5	30	1
<b>AFC East</b>	<b>2</b>	<b>3</b>	<b>50</b>	<b>16.7</b>	<b>23</b>	<b>0</b>	<b>24</b>	<b>78</b>	<b>1085</b>	<b>13.9</b>	<b>44</b>	<b>7</b>
Baltimore	-	-	-	-	-	-	1	1	11	11.0	11	0
Cincinnati	-	-	-	-	-	-	1	6	73	12.2	21	2
Cleveland	-	-	-	-	-	-	-	-	-	-	-	-
Pittsburgh	-	-	-	-	-	-	1	4	34	8.5	13	0
<b>AFC Central</b>	<b>-</b>	<b>-</b>	<b>-</b>	<b>-</b>	<b>-</b>	<b>-</b>	<b>3</b>	<b>11</b>	<b>118</b>	<b>10.7</b>	<b>21</b>	<b>2</b>
Houston	-	-	-	-	-	-	-	-	-	-	-	-
Indianapolis	1	2	14	7.0	11	0	9	28	452	16.1	62	5
Jacksonville	-	-	-	-	-	-	1	5	91	18.2	28	0
Tennessee	-	-	-	-	-	-	2	6	121	20.2	31	1
<b>AFC South</b>	<b>1</b>	<b>2</b>	<b>14</b>	<b>7.0</b>	<b>11</b>	<b>0</b>	<b>12</b>	<b>39</b>	<b>664</b>	<b>17.0</b>	<b>62</b>	<b>6</b>

# ORONDE GADSDEN'S RECEIVING BREAKDOWN

	2002						CAREER					
	G	NO	YDS	AVG	LG	TD	G	NO	YDS	AVG	LG	TD
Denver	1	5	77	15.4	29	0	4	9	116	12.9	29	1
Kansas City	1	4	69	17.3	21	0	1	4	69	17.3	21	0
Oakland	-	-	-	-	-	-	3	10	162	16.2	36	1
San Diego	-	-	-	-	-	-	2	5	144	28.8	61	0
<b>AFC West</b>	<b>2</b>	<b>9</b>	<b>146</b>	<b>16.2</b>	<b>29</b>	<b>0</b>	<b>10</b>	<b>28</b>	<b>491</b>	<b>17.5</b>	<b>61</b>	<b>2</b>
<b>AFC Total</b>	<b>5</b>	<b>14</b>	<b>210</b>	<b>15.0</b>	<b>29</b>	<b>0</b>	<b>49</b>	<b>156</b>	<b>2358</b>	<b>15.1</b>	<b>62</b>	<b>17</b>
Dallas	-	-	-	-	-	-	1	3	39	13.0	17	0
N.Y. Giants	-	-	-	-	-	-	-	-	-	-	-	-
Philadelphia	-	-	-	-	-	-	1	1	17	17.0	17	0
Washington	-	-	-	-	-	-	1	9	114	12.7	26	1
<b>NFC East</b>	<b>-</b>	<b>-</b>	<b>-</b>	<b>-</b>	<b>-</b>	<b>-</b>	<b>3</b>	<b>13</b>	<b>170</b>	<b>13.1</b>	<b>26</b>	<b>1</b>
Chicago	-	-	-	-	-	-	-	-	-	-	-	-
Detroit	1	2	18	9.0	10	0	2	6	59	9.8	19	0
Green Bay	-	-	-	-	-	-	1	5	70	14.0	17	1
Minnesota	-	-	-	-	-	-	1	2	24	12.0	15	0
<b>NFC Central</b>	<b>1</b>	<b>2</b>	<b>18</b>	<b>9.0</b>	<b>10</b>	<b>0</b>	<b>4</b>	<b>13</b>	<b>153</b>	<b>11.8</b>	<b>19</b>	<b>1</b>
Atlanta	-	-	-	-	-	-	2	12	168	14.0	50	1
Carolina	-	-	-	-	-	-	2	8	123	15.4	61	0
New Orleans	-	-	-	-	-	-	1	4	60	15.0	23	0
Tampa Bay	-	-	-	-	-	-	1	4	75	18.8	29	0
<b>NFC South</b>	<b>-</b>	<b>-</b>	<b>-</b>	<b>-</b>	<b>-</b>	<b>-</b>	<b>6</b>	<b>28</b>	<b>426</b>	<b>15.2</b>	<b>61</b>	<b>1</b>
Arizona	-	-	-	-	-	-	1	2	11	5.5	9	0
St. Louis	-	-	-	-	-	-	2	5	34	6.8	13	1
San Francisco	-	-	-	-	-	-	1	3	16	5.3	11	0
Seattle	-	-	-	-	-	-	2	3	36	12.0	16	1
<b>NFC West</b>	<b>-</b>	<b>-</b>	<b>-</b>	<b>-</b>	<b>-</b>	<b>-</b>	<b>6</b>	<b>13</b>	<b>97</b>	<b>7.5</b>	<b>16</b>	<b>2</b>
<b>NFC Total</b>	<b>1</b>	<b>2</b>	<b>18</b>	<b>9.0</b>	<b>10</b>	<b>0</b>	<b>19</b>	<b>67</b>	<b>846</b>	<b>12.6</b>	<b>61</b>	<b>5</b>
Home	3	5	68	13.6	23	0	34	97	1331	13.7	61	9
Road	3	11	160	14.5	29	0	34	126	1873	14.9	62	13
1st Down	6	7	111	15.9	29	0	68	74	1138	15.4	61	5
2nd Down	6	5	73	14.6	23	0	68	72	911	12.7	55	9
3rd Down	6	4	44	11.0	18	0	68	73	1042	14.3	62	7
4th Down	6	0	0	0.0	0	0	68	4	113	28.3	48	1
1st Half	6	11	148	13.5	29	0	68	121	1873	15.5	61	13
2nd Half	6	5	80	16.0	21	0	68	100	1316	13.2	62	9
Overtime	0	0	0	0.0	-	0	2	2	15	7.5	10	0
Grass	5	14	214	15.3	29	0	51	166	2307	13.9	61	16
Turf	1	2	14	7.0	11	0	17	57	897	15.7	62	6
Aug./Sept.	4	9	124	13.8	23	0	16	39	533	13.7	44	3
October	2	7	104	14.9	29	0	18	62	953	15.4	62	5
November	0	0	0	0.0	0	0	17	53	817	15.4	61	6
Dec./Jan.	0	0	0	0.0	0	0	17	69	901	13.1	55	8
Games 1-8	6	16	228	14.3	29	0	38	117	1777	15.2	62	9
Games 9-16	0	0	0	0.0	0	0	30	106	1427	13.5	61	13
Wins	5	12	159	13.3	29	0	45	135	1862	13.8	62	16
Losses	1	4	69	17.3	21	0	23	88	1342	15.3	50	6
Ties	-	-	-	-	-	-	-	-	-	-	-	-

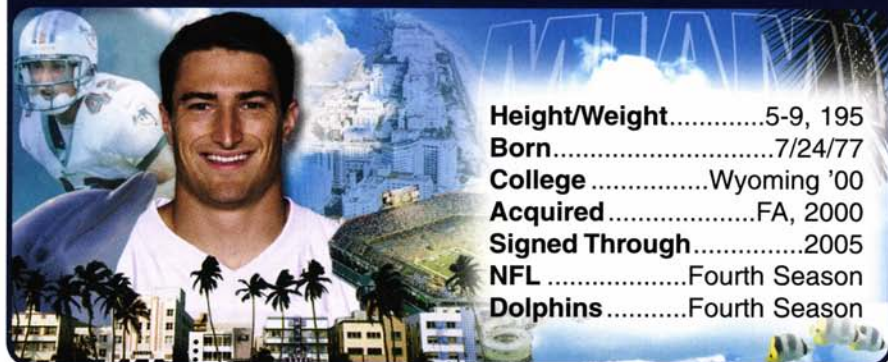
## DOLPHINS RECORD IN BLACKOUT GAMES

In 2002, the local TV blackout was lifted for each of the Dolphins' 16 regular season games, the first time that this happened since 1973, when the local TV blackout first could be lifted provided that a game is sold out 72 hours in advance of kickoff. During this span, Miami is 141-118 (.544) in games where the game is locally televised.

The Dolphins are 85-32 (.726) when a home game has been televised in the Miami area. When a road game has been televised in the city of the opposing team, Miami is 56-86 (.394).



# Trent Gamble • 42 • Safety



**Height/Weight**.....5-9, 195  
**Born**.....7/24/77  
**College**.....Wyoming '00  
**Acquired**.....FA, 2000  
**Signed Through**.....2005  
**NFL**.....Fourth Season  
**Dolphins**.....Fourth Season

## PRO CAREER

**2002** — After missing all but one game in 2001 with a right shoulder injury, returned to the lineup and re-established himself as one of the Dolphins' top special teams performers . . . Played in 13 games, all in a reserve role . . .

Was inactive for three straight contests (7-9) with a groin injury . . . Was second on the squad with 20 tackles on special teams, second only to Tommy Hendricks' 21 . . . Also recorded a forced fumble, fumble recovery and a touchdown . . . Contributed eight tackles on defense . . . Scored first NFL touchdown in opener vs. Detroit (9/8) when he recovered a Chris Cash fumble on a punt in the end zone . . . It was the Dolphins' first special teams touchdown since October 29, 2000, when Jeff Ogden returned a punt 81 yards for a TD vs. Green Bay . . . Also had a season-high five tackles on coverage units in the Lions game and was awarded a game ball on special teams . . . Had two tackles on defense vs. N.Y. Jets (9/22) as well as a quarterback hurry on QB Vinny Testaverde that resulted in a Derrick Rodgers interception . . . Forced a critical Tim Brown fumble on a punt in the fourth quarter vs. Oakland (12/15) that was recovered by Ed Perry and resulted in a field goal that gave Miami their final points in a 23-17 win . . . Earned a special teams game ball in that contest as well.

**2001** — Saw action in a reserve role in the season-opener at Tennessee (9/9) . . . Recorded one special teams tackle . . . Underwent arthroscopic surgery on September 14, 2001 to debride loose bodies in his right shoulder . . . The surgery was performed by Chief Team Physician Dr. George Caldwell at Holy Cross Hospital in Ft. Lauderdale . . . Was inactive for games 2-5 before being placed on the team's injured reserve list on October 23, where he spent the remainder of the regular season and First-Round Playoff game vs. Baltimore (1/13/02) . . . Underwent arthroscopic surgery on October 24 to repair a torn labrum in his left shoulder . . . Dr. James Andrews performed that surgery at the Alabama Sports Medicine Center in Birmingham.

**2000** — Was the only undrafted rookie free agent to make the Dolphins' opening day roster in 2000 . . . Played in all 16 regular season games and both playoff contests in a reserve role . . . Proved to be one of the team's most productive performers on special teams, where he finished second on the squad with 26 total tackles, including a fumble recovery . . . Added three stops and a pass defended on defense . . . Made NFL debut vs. Seattle (9/3) and recovered a fumbled punt . . . Was awarded a game ball on special teams in victory over Buffalo (10/8) when he tallied two tackles . . . In addition to one of those tackles coming inside the Bills' 20 in the fourth quarter of Miami's 22-13 win, he also downed a punt inside-the-20 in the final period . . . Had three special teams tackles at N.Y. Jets (10/23) and vs. Tampa Bay (12/10) . . . Appeared in both playoff games following the season . . . Registered three tackles on defense, and posted two more on special teams . . . Underwent surgery following the season, on January 10, 2001, to remove loose bodies and repair damage to the glenoid labrum in his right shoulder . . . The surgery was performed by Dr. John Uribe at HealthSouth Doctors' Hospital in Coral Gables.

## F I N S F A C T

An excellent athlete, Trent won the Colorado state Pentathlon title his senior year in high school.



## COLLEGE

Was a four-year letterman (1996-99) at Wyoming . . . Played in 46 games with 14 starts in his four seasons . . . Concluded his career with 143 tackles, six interceptions and 12 pass breakups . . . Became a full-time starter for his senior season when he opened all 11 contests at cornerback after playing both free and strong safety over his first three years . . . Was a first-team All-Mountain Conference selection in 1999 . . . Recorded 60 tackles, three interceptions, five pass breakups and one sack . . . Majored in finance.

## PERSONAL

Single, resides in Parker, Colo . . . Was an all-state choice at defensive back as a senior at Ponderosa High School in Parker, Colo . . . Also performed as a running back and punter, while returning kickoffs as well . . . Scored 19 touchdowns and tallied more than 3,000 all-purpose yards as a senior . . . Also excelled in track, winning the state pentathlon title as senior, while also placing second in the long jump . . . Was a National Honor Society member and a National Merit Scholarship semifinalist as a senior . . . Along with the other Dolphins defensive backs, has been part of the "Prudential No Passing Zone" program, which in conjunction with Prudential, helps to send 2,300 children from the Boys & Girls Clubs of Broward County to games throughout the regular season . . . Has taken part in the Miami Dolphins Fishing Tournament benefiting the Cystic Fibrosis Foundation . . . Has assisted in building houses for Habitat For Humanity . . . Enjoys skiing, golfing and fishing in spare time . . . Lists "The Rookie" as favorite movie, "CSI" as favorite television show, John Elway and Dennis Smith as favorite athletes and the Denver Broncos as favorite team growing up . . . Enjoys listening to all types of music . . . Held three youth football camps in Ft. Lauderdale this past offseason, the proceeds of which went to benefit the Boys & Girls Clubs of Broward County . . . Full name is Trent Ashford Gamble, born July 24, 1977 in Denver, Colo.

### TRENT GAMBLE'S NFL REGULAR SEASON STATISTICS

YEAR	TEAM	G-S	TACK.	ASST.	TOTAL	FUM. REC.	INT.	YDS.	LG	TD
2000	Miami	16-0	3	0	3	0	0	0	0	0
2001	Miami	1-0	0	0	0	0	0	0	0	0
2002	Miami	13-0	7	1	8	0	0	0	0	0
<b>3-YEAR TOTALS</b>		<b>30-0</b>	<b>10</b>	<b>1</b>	<b>11</b>	<b>0</b>	<b>0</b>	<b>0</b>	<b>0</b>	<b>0</b>

### TRENT GAMBLE'S NFL PLAYOFF STATISTICS

YEAR	TEAM	G-S	TACK.	ASST.	TOTAL	FUM. REC.	INT.	YDS.	LG	TD
2000	Miami	2-0	2	1	3	0	0	0	0	0
2001	Miami									
INJURED RESERVE										

### ADDITIONAL STATS

**Passes Defended:** 1 in 2000

**Special Teams Tackles:** 26 in 2000, 1 in 2001, 20 in 2002 for total of 47 (P-2)

**Special Teams Fumble Recoveries:** 1 in 2000, 1 in 2002 for total of 2

**Special Teams Forced Fumbles:** 1 in 2002

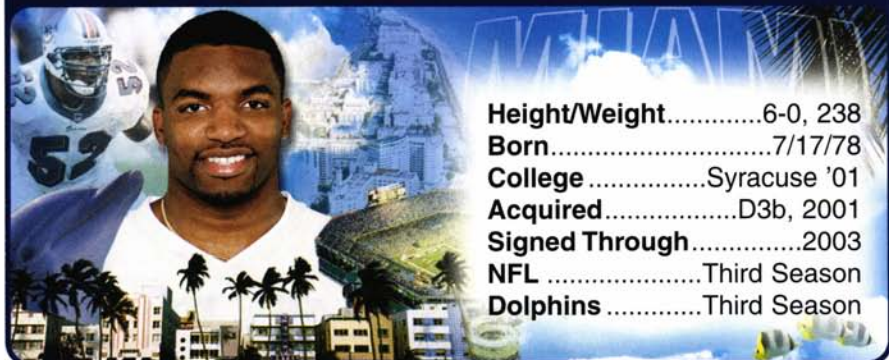
**Special Teams Touchdowns:** 1 fumble recovery in 2002

### DOLPHINS AT HOME AGAINST DOMED TEAMS

In 2002, Miami was 1-0 at home in games against teams which play their home games in a domed stadium in 2002. Overall, the Dolphins own a 32-11 (.744) record at home in regular-season games against teams which play their home games in a domed stadium.



## Morlon Greenwood • 52 • Linebacker



Height/Weight.....6-0, 238  
Born.....7/17/78  
College.....Syracuse '01  
Acquired.....D3b, 2001  
Signed Through.....2003  
NFL.....Third Season  
Dolphins.....Third Season

### PRO CAREER

**2002** – Started 14 of the 16 games in which he played at strongside linebacker . . . Finished sixth on club with 70 tackles (34 solo) . . . Added one sack and a pass defended . . . Also chipped in with eight stops on special teams . . . Only games he did not start were at Indianapolis (9/15) and vs. Oakland (12/15), when the Dolphins opened with five and six DBs, respectively . . . Posted eight tackles at Kansas City (9/29) . . . Turned in a season-high ten tackles in 26-7 win over Baltimore (11/17), when the Dolphins held the Ravens to 157 yards of total offense, including just 66 yards on the ground and a 3.0-yard average per rush attempt . . . Lone sack of the year came in Monday night game at Green Bay (11/4) when he dropped Packers QB Brett Favre for a one-yard loss . . . Had another eight tackle effort at Minnesota (12/21).

**2001** – Started 12 of the 14 games in which he played at strongside linebacker during his rookie season . . . Was inactive for two contests . . . Finished sixth on the team with 70 total tackles (40 solo) . . . Added 1.5 sacks . . . Missed all five preseason games with a left mid-foot sprain sustained during a training camp practice on July 28 . . . Made NFL debut in a reserve role in opener at Tennessee (9/9) . . . Was inactive for each of the next two games before moving into starting lineup for game vs. New England (10/7) . . . Recorded six tackles in the Patriots game as the Dolphins earned a 30-10 victory . . . Opened 12 of the final 13 games of the year . . . Only game he did not start in this stretch was at San Francisco (12/16) as the Dolphins opened with five defensive backs . . . Posted four tackles, including a half-sack, at N.Y. Jets (10/14) . . . Registered seven tackles in back-to-back wins; vs. Carolina (11/4) and at Indianapolis (11/11) . . . Came up with the first full sack of his career in the Colts game as he tackled QB Peyton Manning for a 13-yard loss . . . Had a season and career-high 11 tackles at New England (12/22) . . . Started First-Round Playoff game vs. Baltimore (1/13/02) . . . Posted seven tackles . . . Second of two third-round draft choices (88th overall) of Miami in 2001 with a choice obtained from Philadelphia in a draft-day trade-up, in which the Dolphins gave up their 2002 second-round draft pick to the Eagles . . . Signed a three-year contract with the Dolphins on July 23, 2001.

### F I N I S F A C T

When not playing football, Morlon actively pursues a music career, writing and performing his own songs under the name "Ultimate".



### COLLEGE

Started all 48 games in which he played during his four-year collegiate career (1997-2000) . . . Finished with 308 total tackles . . . Posted 198 solo stops, tenth on the school's all-time list . . . Was a first-team All-Big East Conference selection as a senior when he started all 11 games at strongside linebacker and tallied 98 total tackles, including six for loss . . . Played in the Blue-Gray game and the Senior Bowl following his senior season . . . Also was a first-team

**154 • Greenwood**

All-Big East pick as a junior when he ranked third on the team with 91 tackles, including a sack and four stops for loss . . . Was a second-team Freshman All-America choice by The Sporting News in 1997 when he started all 12 games and posted 64 tackles, including two sacks and four stops for loss . . . Redshirted in 1996 . . . Holds B.S. in health and exercise science.

## PERSONAL

Single . . . Attended Freeport (N.Y.) High School where he was a Super Prep All-Northeast selection, while also earning all-county and all-state accolades . . . Served as team captain his senior year . . . Also lettered in wrestling, track & field and soccer . . . Was the New York state wrestling champion as a 215-pound senior in high school . . . Didn't play football until his junior year of high school when the assistant wrestling coach convinced him to try out for the team . . . Has seven brothers and four sisters . . . Was born in Jamaica and lived there until he was 11 years old before his family moved to Long Island, New York . . . Has assisted in building houses for Habitat for Humanity . . . Enjoys song writing in his spare time and recorded his first single during the 2002 offseason, entitled "Skylines" . . . Lists "Coming to America" as favorite movie, "Animal Planet" as favorite television show and Bob Marley as favorite recording artist . . . Full name is Morlon O'Neil Greenwood, born July 17, 1978, in Jamaica, West Indies.

### MORLON GREENWOOD'S NFL REGULAR SEASON STATISTICS

YEAR TEAM	G-S	TACK.	ASST.	TOTAL	FUM. REC.	FOR. FUM.	QB SACK	YDS LOST
2001 Miami	14-12	40	30	70	0	0	1.5	16
2002 Miami	16-14	34	36	70	0	0	1	1
<b>2-YEAR TOTALS</b>	<b>30-26</b>	<b>74</b>	<b>66</b>	<b>140</b>	<b>0</b>	<b>0</b>	<b>2.5</b>	<b>17</b>

### MORLON GREENWOOD'S NFL PLAYOFF STATISTICS

YEAR TEAM	G-S	TACK.	ASST.	TOTAL	FUM. REC.	FOR. FUM.	QB SACK	YDS LOST
2001 Miami	1-1	4	3	7	0	0	0	0.0

### ADDITIONAL STATS

Passes Defensed: 1 in 2002

Special Teams Tackles: 8 in 2002

## THE ORANGE BOWL

The 1986 season marked the end of an era for the Miami Dolphins as the team played its final season in the Orange Bowl. In 21 years, the Dolphins posted a 110-38-3 (.738) regular-season record.


In the playoffs, Miami was 10-4 at the 75,206-seat Orange Bowl, giving the team a 120-43-3 (.736) mark in all games played there.

Miami played in the Orange Bowl from the team's initial season in 1966 through the 1986 campaign. From 1966 to 1969, the Orange Bowl had a grass playing field. The playing surface was changed to Poly-Turf in 1970, was replaced in 1972 and finally removed in March, 1976, so that Prescription Athletic Turf could be installed.

The Orange Bowl has been the site of many great sporting events, including five Super Bowls, the annual Orange Bowl Classic, Olympic soccer matches and championship boxing matches.



# Brian Griese • 14 • Quarterback



**Height/Weight**.....6-3, 214  
**Born**.....3/18/75  
**College**.....Michigan '98  
**Acquired**.....FA, 2003  
**Signed Through**.....2004  
**NFL**.....Sixth Season  
**Dolphins** .....First Season

## PRO CAREER

**2002** — Signed a two-year contract with the Dolphins as a free agent on June 9, 2003 after being released by Denver on June 2 . . . Was voted as an offensive co-captain for the second half of the season, joining WR Rod Smith . . . Started 13 of 16 games and completed 291 of 436 passes for a franchise-record 66.7 completion mark, bettering his own mark of 64.3 in 2000 . . . Totaled 3,214 yards passing to go along with 15 touchdowns and 15 interceptions . . . Compiled a passer rating of 85.6, which was eighth in the AFC and tied for 11th in the NFL . . . Added 107 yards rushing and one touchdown on 37 attempts . . . Ranked third in the NFL in completion percentage, fifth in the AFC and sixth in the NFL in average gain per attempt (7.37), eighth in the AFC in completions and eighth in the conference in yards . . . Was designated as the third quarterback for one game, dressed but did not play in two others . . . Denver was 8-5 in games that he started . . .

**CAREER FOURTH QUARTER COMEBACKS:** In his six-year NFL career, Griese guided Denver to a victory on five occasions in games where they were either trailing or tied in the fourth quarter:

## FINS FACT

During the 2002 season, Brian opened "Judi's House" in Denver, which helps kids who have had a parent die, cope and grieve with the situation. The house is a tribute to his mother, Judi, who died from cancer in 1988 when Brian was 12.

## BRIAN GRIESE'S FOURTH QUARTER COMEBACK VICTORIES

DATE	OPPONENT	FOURTH QUARTER SCORE	FINAL SCORE	4th QTR. STATS C- A-YDS-TI
10/10/99	at Oakland	13-13	16-13	3-6-32-0-0
11/22/99	vs. Oakland	15-18, 18-21	27-21*	6-14-60-0-0
11/13/00	vs. Oakland	24-24	27-24	9-11-102-1-0
12/30/01	vs. Oakland	13-17	23-17	7-10-59-1-0
10/20/02	at Kansas City	20-34	37-34*	15-23-158-1-0

### 4TH QUARTER PASSING STATS

**40-64-405-3-0**

\* — includes overtime stats

**ALL-TIME IN BRONCOS HISTORY:** Concluded his career with the Broncos by completing 1,044 of 1,678 passes (62.2%) for 11,763 yards with 71 touchdowns, 53 interceptions and a passer rating of 84.1, which represents a Broncos all-time best . . . Stands in second spot in Denver annals for career completions, attempts and completion percentage, trailing only John Elway in all three categories . . . Is third in passing yards and touchdown passes, trailing only Elway and Craig Morton . . . In the 51 games that he started with the Broncos, the team posted a record of 27-24 . . .

**LIKE FATHER, LIKE SON:** Brian joins his father, Bob, as the second father-son combination in the 38-year history of the Dolphins franchise (LB Rudy Barber, 1968; FB Kantroy Barber, 1999) . . . Bob played with Miami from 1967-80 and helped the Dolphins to

three Super Bowl appearances (1971-73 seasons) and the only two titles in club history (1972-73) . . . In fact, the Grieses are one of only four known father-son quarterback duos in NFL history (not including the Simms, which include Chris, a rookie in 2003), and the first to have played with the same team . . . In addition, Brian and Bob are the only father-son combination in league history to win NFL passing titles, as Brian posted an NFL-best rating of 102.9 in 2000, while Bob compiled a league-high mark of 87.8 in 1977 . . .

## FATHER-SON QUARTERBACK COMBINATIONS IN THE NFL

FATHER-SON	TEAM(S)	YEARS
Emery Nix	N.Y. Giants	1943, 1946
Kent Nix	Pitt., Chi., Hou.	1967-72
Jack Kemp	Pitt., Chargers, Buffalo	1957-69
Jeff Kemp	Rams, S.F., Sea., Phil.	1981, 1983-91
Archie Manning	N.O., Hou., Minn.	1971-75, 1977-84
Peyton Manning	Indianapolis	1998-02*
Bob Griese	Miami	1967-80
Brian Griese	Denver	1998-02*
Phil Simms	N.Y. Giants	1979-81, 1983-93
Chris Simms#	Tampa Bay	--

\*-Active

#-Rookie in 2003

**2002 GAME HIGHLIGHTS – AT SAN FRANCISCO (SEPT. 15):** Had his most efficient outing of the season in the second week when he completed 14 of 19 passes (73.7%) for 119 yards with two touchdowns and no interceptions as he led the Broncos to a 24-14 win over the 49ers . . . Put together a season-high passer rating of 124.7, the third-highest figure of his career . . . In the process, moved past Frank Tripucka (1,277) into third on the Broncos' all-time list for pass attempts . . .

**AT BALTIMORE (SEPT. 30):** Established career-highs for both completions (35) and attempts (53) as he threw for 328 yards, his third-highest total of the season . . . The 35 completions are third-most in franchise history and the 53 attempts are tied for fourth-most . . . Also rushed for his first touchdown of the season, on a one-yard run in the fourth quarter, the fifth rushing touchdown of his career . . .

**VS. SAN DIEGO (OCT. 6):** Connected on 74.3 percent of his passes (26 of 35) in Denver's 26-9 victory, the sixth time in his career he surpassed the 70 percent completion mark . . . Tallied 316 yards passing with two touchdowns and one interception, as he amassed a 9.03 average per pass attempt . . . On Denver's second touchdown drive, completed all nine of his pass attempts, totaling 81 yards, as he led the Broncos' offense to 109 total yards on the drive, as they overcame 25 yards in penalties . . .

**AT KANSAS CITY (OCT. 20):** Led the Broncos to a 37-34 overtime win by completing 30 of 50 passes for a career-high 376 yards with two touchdowns and no interceptions . . . In the process, set a franchise record with his fourth straight 300-yard passing game, the 12th 300-yard passing game of his career . . . Joined Dan Fouts (twice), Bill Kenney (twice), Joe Montana, Warren Moon, Drew Bledsoe and Kurt Warner in a tie for the sixth-longest streak of 300-yard passing games in NFL history . . . It marked the fifth time in Griese's career he led the Broncos to a victory with a fourth-quarter or overtime game-winning drive . . . Had an 82-yard touchdown pass to Shannon Sharpe in the contest, the longest touchdown pass of his career and second longest completion of his career . . . He also became the third Broncos quarterback to surpass the 10,000-yard career passing mark in the contest, joining John Elway (51,475) and Craig Morton (11,895) . . . With his 30 completions he raised his career total to 922 and passed Morton (907) for second most in franchise history . . . With Denver trailing 34-20 with 12:42 remaining in the game, Griese led the Broncos 70 yards in four plays, taking just 1:51 off the clock, and capping the drive with a 28-yard touchdown pass to Sharpe . . . He then guided an 11-play, 67-yard drive, covering 3:26, on which Mike Anderson scored on a two-yard run to tie the game at 34-34 with 21 seconds remaining . . . In overtime, led the Broncos 25 yards in three plays, which took just 42 seconds, to set up Jason Elam's game-winning 25-yard field goal . . . Overall in the fourth quarter and overtime period, was 15 of 23 for 158 yards and a touchdown . . .

**AT NEW ENGLAND (OCT. 27):** Guided Denver to a 24-16 win as he completed 18 of 23 passes for a career-high 78.3 completion clip . . . Compiled 229 yards passing with one touchdown, one interception, a 9.96 average per attempt and a passer rating of 104.5 . . .

**VS. OAKLAND (NOV. 11):** Completed 34 of 47 passes (72.3%), marking the second week in a row that he hit on better than 70 percent of his passes, and the eighth time that he did this in his



career . . . Had his club-record streak of 23 consecutive contests with a touchdown pass snapped . . . The streak began in the 2001 season-opener, on September 10 against the N.Y. Giants . . .

**AT SEATTLE (NOV. 17):** Left game with 2:31 remaining in the third quarter after sustaining a second-degree sprain of the medial collateral ligament in his left knee, which kept him out of the lineup for two weeks . . . The injury occurred on a 16-yard completion to Rod Smith that put the Broncos at the Seahawks' 1, after which Griese was hit late by Seattle's Rocky Bernard . . . Prior to his departure Griese passed Craig Morton (1,594) for second on Denver's all-time list for pass attempts . . .

**VS. INDIANAPOLIS (NOV. 24):** Was designated as the third quarterback . . .

**AT SAN DIEGO (DEC. 1):** Dressed but did not play . . .

**AT N.Y. JETS (DEC. 8):** Returned to the starting lineup and completed 28 of 37 (75.7%) for 266 yards with one touchdown and one interception . . . It represented the fifth time in 2002 and the ninth occasion in his career that he completed 70 percent of his passes . . .

**VS. KANSAS CITY (DEC. 8):** Led the Broncos to their second win over the Chiefs on the year in a 31-24 decision. . . Connected on 18 of 26 passes for 297 yards with one touchdown, one interception, a season-best 11.42 average per attempt and a passer rating of 104.2, the fifth time on the year and 17th time in his career that he compiled a rating of 100.0 or better . . .

**VS. ARIZONA (DEC. 29):** Dressed but did not play in finale after re-injuring his left knee the previous week at Oakland (12/22).

**2001** —Along with WR Rod Smith, was voted as a co-captain on offense . . . Started 15 games and completed 275 of 451 passes (61%) for 2,827 yards and a career-best 23 touchdowns with 19 interceptions . . . Also posted career highs for rushing attempts (50) and yards (173), and scored one rushing touchdown . . . His 23 touchdown passes were the sixth-most ever thrown in a single season by a Bronco and ranked third in the AFC and eighth in the NFL in 2001 . . . In the conference, also placed sixth in completion percentage, seventh in completions, eighth in passer rating (78.5) and ninth in pass attempts . . . Was 9-9 on 3rd-and-1 rushing opportunities, tying for the NFL lead . . . Threw a touchdown pass in all 15 games that he played . . . Was designated as the third quarterback for one contest . . . Broncos were 8-7 in games that he started . . .

**GAME HIGHLIGHTS — VS. N.Y. GIANTS (SEPT. 10):** Led the Broncos to the first of two consecutive victories to open the season by completing 21 of 29 passes for a season-high 330 yards with three touchdowns and no interceptions in a 31-20 Monday night triumph . . . Completion percentage of 72.4 marked a season-high while his passer rating of 144.3 is a career-best . . . Three touchdowns tied a career-high that he had achieved four times previously . . . Game began a streak of 23 consecutive contests in which he threw at least one touchdown pass . . . For his performance, was named the AFC Offensive Player of the Week for the second time in his career . . . Also was named as the Miller Lite/NFL Player of the Week . . .

**AT ARIZONA (SEPT. 23):** Connected on 22 of 31 (70.9%) for 242 yards with three touchdowns and no interceptions in a 38-17 victory . . . At one point in the game, completed 17 straight passes, the longest streak of his career and third-longest in team history . . . The three TD tosses gave him 39 for his career, and moved him into sixth on the Broncos' all-time list . . . His 22 completions gave him 521 for his career, placing him fourth on Denver's all-time list, as he passed Charley Johnson . . . That two-game stretch of six touchdowns and no interceptions tied for his best touchdown-interception ratio over a two-game span in his NFL career (also had 6 TDs and 0 INTs in 2000) . . .

**VS. BALTIMORE (SEPT. 30):** Was 17 of 33 for 191 yards with one touchdown and two interceptions as he passed Steve Ramsey (6,437) for fifth place on the Broncos' career passing yardage list . . . Wrapped up a month where in three games, completed 60 of 93 passes (64.5%) for 763 yards with seven touchdowns, two interceptions and a passer rating of 106.2 . . . For that, he was named AFC Offensive Player of the Month . . .

**AT SAN DIEGO (OCT. 21):** Was 26 of 41 for 212 yards with one touchdown and two interceptions, as he moved past Johnson (970) into fourth on Denver's career list for pass attempts . . .

**VS. NEW ENGLAND (OCT. 28):** Connected on 19 of 30 for 283 yards with two touchdowns and two interceptions and moved into fourth on the Broncos' all-time list for passing yards, ahead of Johnson (7,238) . . . In the Patriots game, also accounted for his longest pass play of the season with a 65-yard TD toss to Rod Smith . . .

**VS. SAN DIEGO (NOV. 11):** Was 21 of 31 for 224 yards with two touchdowns, no interceptions and a rating of 110.1 in Denver's 26-16 victory . . . His second touchdown in the game — a three-yard pass to Dwayne Carswell in the second quarter — was the 50th of his career, as he reached that plateau in his 34th game, faster than any other quarterback in Broncos history . . . John Elway accomplished the feat in his 46th game . . . In addition, moved into third place on the Broncos' all-time passing yardage list, overtaking Frank Tripucka (7,676) . . .

**VS. WASHINGTON (NOV. 18):** Hit on 11 of 31 for 114 yards with one TD and no INTs as he surpassed Tripucka (662) for third place in all-time completions by a Bronco, and tied Tripucka (51) for fourth place in career touchdown passes . . . Also posted a career-long 24-yard run in the game . . .

**AT MIAMI (DEC. 2):** Was 18 of 33 for 135 yards with one touchdown and an interception . . . Threw his 53rd career touchdown to move ahead of Charley Johnson (52) for third place all-time in touchdown passes by a Bronco . . . It came on a four-yard pass to TE Desmond Clark, his 20th touchdown pass of the year, surpassing his personal single-season career-best of 19, which he set the previous year . . .

**VS. SEATTLE (DEC. 9):** Sustained a mild concussion and was designated as the third quarterback the following week at Kansas City (12/16) . . .

**VS. OAKLAND (DEC. 30):** Returned to the starting lineup and completed 19 of 26 passes (73.1%) for 142 yards and a touchdown, and also ran for his first touchdown of the season, the fourth of his career . . . The game also marked his second fourth-quarter comeback victory of the season and the fourth of his career . . . With the Broncos trailing 17-13 in the fourth quarter, led the team 76 yards in 14 plays, utilizing 8:24 of the game clock, for the go-ahead touchdown, a 12-yard touchdown pass to Rod Smith, putting Denver on top 20-17 with 9:59 remaining in a game they went on to win, 23-17.

**2000** – Was voted to the first Pro Bowl of his career, although he could play because of an injury . . . Along with RB Terrell Davis, was voted by his teammates as a co-captain on offense . . . Started ten games and connected on 216 of 336 passes for a team single-season record 64.3 percent completion clip (now second), breaking the previous record of 63.2, achieved by both Norris Weese (1978) and John Elway (1993) . . . Totaled 2,688 passing yards with 19 touchdowns and just four interceptions for an NFL-best passer rating of 102.9 . . . His 4.75-1 TD-to-INT ratio was the second-best in NFL history behind Kansas City's Steve DeBerg, who put together a 5.75-1 ratio (23-4) in 1990 . . . Completed more than 60 percent of his passes in nine of the ten games in which he played . . . Has a passer rating of better than 100.0 in six outings . . . Also rushed 29 times for 102 yards and one touchdown with a long of 18 on the year . . . Led the AFC and was second in the NFL in completion percentage, and was first in the conference and fourth in the league with an 8.00 yards-per-attempt figure . . . Ranked sixth in the AFC in touchdown passes, eighth in the AFC in passing yards, ninth in the conference in completions and tenth in attempts . . . Also was the NFL's leading passer on third-down with a rating of 109.6 . . . Ranked second in the league in fourth-quarter passing, with a rating of 112.6 . . . Missed six full games and most of a seventh with a right shoulder injury . . . Was the third quarterback for one contest (4) and inactive for five others (11-15) . . . Missed Denver's lone playoff game and Pro Bowl with the injury . . . Broncos were 7-3 in games in which he started . . . Underwent surgery on his right shoulder following the season, on January 10, 2001 . . .

**GAME HIGHLIGHTS – AT ST. LOUIS (SEPT. 4):** Guided Denver's offense to 36 points against the defending Super Bowl champions in a 41-36 loss on Monday Night Football . . . Completed 19 of 29 (65.5%) for 307 yards with two touchdowns and no interceptions, while also rushing for 28 yards and a touchdown on four attempts, including an eight-yard scoring run . . . Passer rating of 123.8 represented a season-high . . .

**VS. ATLANTA (SEPT. 10):** Completed 20 of 33 for 268 yards and tied a career-high with three touchdowns, including a pair to Rod Smith . . .

**AT OAKLAND (SEPT. 17):** Was 21 of 31 for 213 yards with two touchdowns and no interceptions in Denver's 33-24 win . . . It marked his fourth straight game without an interception dating back to 1999 . . . Completion percentage of 67.7% marked a season-high, other than season finale when he was 2-2 . . . In the Raiders game, sustained a partially torn labrum in his right shoulder, and was designated as the third quarterback the following week vs. Kansas City (9/24) . . .

**VS. NEW ENGLAND (OCT. 1):** Returned to take over the starting reigns at quarterback by completing 31 of 50 for a season-high 361 yards with one touchdown and an interception . . . Also rushed for a season-high 29 yards on six attempts . . . His 50 attempts are tied for the second-highest total of his career, completion figure is third and yardage total is fourth . . . His 50 attempts were the most by a Bronco since John Elway threw 59 passes at Green Bay on October 10, 1993 . . . His 31 completions were the most by a Bronco since Elway completed a franchise-record 36 vs. San Diego, on September 4, 1994 . . . The Patriots game also ended a string of 181 consecutive passes that he had thrown without an interception, with the streak having come to an end when Tebucky Jones picked off a pass in the fourth quarter . . . It is the second-longest such streak in Broncos history, trailing only the 189 straight passes by Elway in 1997 . . .

**AT SAN DIEGO (OCT. 8):** Equaled a career-high with three touchdown passes on 27 of 40 passing for 235 yards, no interceptions and a passer rating of 107.8 . . . Two of his scores went to Ed McCaffrey . . .



**VS. CLEVELAND (OCT. 15):** Tossed three touchdowns and no interceptions for the second straight week on 19 of 34 passing for 336 yards and a rating of 119.2, his second-best mark of the year . . . All three of his scores went to Rod Smith . . . It marked his third 300-yard passing game of the season and the fifth of his career, but the first time he reached this mark in one half of play, as he threw for 304 yards in the opening half . . . With five 300-yard passing performances in his first 19 starts, Griese reached that number faster than any quarterback in franchise history (Frank Tripucka, 31st start; Elway, 40th start) . . . Wrapped up a two-game stretch of six TDs and 0 INTs, the best ratio of his career . . .

**AT CINCINNATI (OCT. 22):** Threw for a career-high 365 yards on 30 of 45 passing with two touchdowns and one interception . . . It was the sixth 300-yard passing game of his career, moving him past Frank Tripucka into second on the Broncos' all-time chart . . . Was picked off by Chris Carter in the third quarter, ending a span of 294 pass attempts in which he had been intercepted just once . . .

**AT N.Y. JETS (NOV. 5):** Completed 22 of 35 passes for 327 yards with two touchdowns and an interception as he tied a franchise record (now tied for second) with his third straight 300-yard passing game, equaling the mark of John Elway, who did it twice (1993-94, 1996) . . . It was his fifth overall on the year, tying the club's single-season standard (Elway, 1995) . . . Both touchdowns went to Ed McCaffrey . . . On third down in the game, completed 13 of 16 passes (81.3%) for 225 yards and two touchdowns . . . With the score tied 20-20 late in the third quarter, led Denver 71 yards in 10 plays over 5:24 for the go-ahead 23-yard Jason Elam field goal, then 80 yards in eight plays over 4:12, capped by a 47-yard TD pass to McCaffrey for a 30-20 lead . . .

**VS. OAKLAND (NOV. 13):** On Monday Night Football, showed tremendous courage and leadership, and earned the NFL.com All-Heart Player of the Week Award (and later the All-Heart Performance of the Year Award), by playing a majority of the game with a separated AC joint in his right (throwing) shoulder and engineering a fourth-quarter game-winning drive—the third of his career . . . Sustained the injury on Denver's second offensive series, and was taken to the locker room for examination . . . Returned to the game on the second play of the second quarter and played the remainder of the contest . . . Finished the night by completing 25 of 37 (67.6%) for 262 yards with one touchdown and one interception . . . On the Broncos' 10-play, 83-yard touchdown march that put them ahead 24-10 in the fourth quarter, completed all six of his pass attempts, totaling 73 yards . . . Then, with the score tied at 24, and 1:01 remaining in the contest, led a seven-play, 44-yard drive to set up Jason Elam's 41-yard game-winning field goal as time expired . . . He covered 42 yards on four straight pass completions and the final two yards on a quarterback sneak to set up the field goal attempt . . . Starting midway through the fourth quarter, completed 15 of his final 17 pass attempts for 161 yards and a touchdown . . . In the fourth alone he completed nine of 11 for 102 yards and a touchdown . . . At one point, completed 11 straight passes . . .

**VS. SAN DIEGO (NOV. 19):** Was inactive for the first of five straight games with separated acromioclavicular (AC) joint in his right (throwing) shoulder, suffered the previous week vs. Oakland . . .

**VS. SAN FRANCISCO (DEC. 23):** Returned to the starting lineup for season finale, but was only able to play part of the first series before leaving the game because of pain in his shoulder . . . Completed both of his pass attempts, totaling 14 yards, before leaving the game . . .

**AT BALTIMORE (DEC. 31):** Was inactive for First-Round Playoff game with the shoulder injury.

**1999** — Played in 14 games, starting 13 . . . Completed 261 of 452 (57.7%) passes for 3,032 yards with 14 touchdowns, 14 interceptions and a long of 88 . . . Rushed 46 times for 138 yards and two touchdowns with a long of 23 . . . With 3,032 passing yards, became just the eighth quarterback in the NFL since 1970 to pass for more than 3,000 yards in his first year as a full-time starter . . . Due to a sore shoulder, missed two games and played in a reserve role in another . . . Was named the Broncos' starting quarterback on August 30 after completing 68 of 101 passes (67.3%) for 716 yards with six touchdowns, one interception and a passer rating of 103.4 in five preseason contests . . . Underwent surgery on his right shoulder following the season, on January 5, 2000 . . .

**GAME HIGHLIGHTS — VS. MIAMI (SEPT. 13):** Made first NFL start, in a Monday night contest . . . Completed 24 of 40 for 270 yards with three touchdowns, no interceptions and passer rating of 105.2 . . . First touchdown pass of his NFL career came on his sixth attempt of the season, a 61-yard strike to Ed McCaffrey . . . In fact, all three scoring tosses on the night went to McCaffrey (11.4 yards) . . .

**AT OAKLAND (OCT. 10):** Recorded first win as an NFL starter when he connected on 17 of 29 passes for 234 yards with one touchdown and an interception in a 16-13 decision . . . Directed the first fourth-quarter game-winning drive of his NFL career as he led the Broncos

on an 11-play, 63-yard drive that resulted in a Jason Elam 26-yard field goal with 10:18 remaining in the contest . . .

**VS. GREEN BAY (OCT. 17):** Connected on 19 of 31 (61.3%) for a season-high 363 yards with two touchdowns and an interception in a 31-10 triumph, marking his first back-to-back victories as an NFL starter . . . Compiled a season-best 110.0 passer rating . . . His yardage total was the 11th-highest single-game figure in Broncos history, and the most by a first-year starter . . . Had an 88-yard shovel pass to Byron Chamberlain in the game, the longest completion of his career, the longest non-scoring pass play in franchise history, and the seventh-longest overall . . . It also was the longest pass play in the AFC and tied for third in the NFL in 1999 . . . Also rushed for his first NFL touchdown in the contest, a two-yard run in the fourth quarter . . . For his performance, was named AFC Offensive Player of the Week, the first such honor of his NFL career . . .

**AT NEW ENGLAND (OCT. 24):** Was 25 of 38 for 316 yards with one touchdown, no interceptions and a passer rating of 100.3 . . . Had a rushing touchdown for the second week in a row when he scored from seven yards out . . . Became the first Broncos first-year starter to exceed the 300-yard passing mark in back-to-back games . . .

**AT SAN DIEGO (NOV. 7):** Dressed but did not play for the first of two straight games due to a sore shoulder . . .

**VS. OAKLAND (NOV. 22):** Returned to action in a reserve role in Monday night game . . . Entered the game in the fourth quarter and guided the Broncos to a 27-21 overtime victory as he completed six of 14 passes for 60 yards . . . With the Broncos trailing 18-15 entering the fourth quarter, led Denver to field goals on two of his three fourth-quarter drives, with the second coming on a Jason Elam 53-yard field goal with just seven seconds to play after the Raiders had taken a 21-18 lead one minute earlier . . . Broncos won the game on an Olandis Gary 24-yard TD run 2:40 into the overtime period . . .

**VS. KANSAS CITY (DEC. 5):** Returned to the starting lineup and completed 20 of 36 for 227 yards with no touchdowns and an interception . . .

**AT DETROIT (DEC. 25):** Was 22 of 30 for a season-high 73.3% completion mark in 17-7 victory.

**1998** — Was designated the Broncos' third quarterback for 14 of the 16 games in his rookie season . . . Saw his first NFL action in week five vs. Philadelphia (10/4), as he replaced Bubby Brister in the fourth quarter . . . Went on to complete one of three passes for two yards with one interception, while also being credited with four rushing attempts for minus-4 yards . . . First NFL completion was good for two yards to RB Vaughn Hebronn . . . Was active for the Broncos' Monday night game at Kansas City (11/16) as the backup to starter Bubby Brister, with John Elway being designated Denver's third QB because of strained rib cartilage . . . Was designated as the third quarterback for all three of Denver's postseason contests, including 34-19 win over Atlanta in Super Bowl XXXIII (1/31/99) at Pro Player Stadium . . . Played in all four games during the preseason and completed 27 of 50 passes (54.0%) for 372 yards with two touchdowns with one interception . . . Also rushed 14 times for 32 yards with a long of eight . . . Directed game-winning fourth-quarter drives in each of his first three appearances . . . Third-round draft choice (91st overall) of Denver in 1998.

## COLLEGE

Was a four-year letterman (1994-97) at Michigan . . . Finished his career with 355 completions in 606 attempts (58.6%) for 4,383 yards, 33 touchdowns and 18 interceptions . . . Ranks fifth in school history in completions, and sixth in passing yards, attempts and touchdown passes . . . Helped lead the Wolverines to their first national championship in 49 years as a senior in 1997, earning first-team All-Big 10 Conference honors . . . Directed the Wolverines to a 12-0 mark and a share of the national championship with Nebraska, as Michigan capped their season by defeating Washington State, 21-16, in the Rose Bowl, as Griese turned in an MVP performance by completing 18 of 30 passes for 251 yards with three touchdowns and an interception . . . Was a finalist for the Davey O'Brien Award and the recipient of the National Football Foundation & Hall of Fame Scholar-Athlete Award . . . On the year, completed 193 of 307 passes (62.9%) for 2,293 yards with 17 touchdowns and only six interceptions, breaking the previous school single-season records of 189 completions and 296 passes, first set by Todd Collins in 1993 . . . Both figures now rank as the third-highest single-season totals in school history . . . Was an Academic All-Big Ten Conference pick as a junior, when he played mostly in a reserve role . . . Completed 35 of 61 passes (57.4%) for 513 yards with three touchdowns and a pair of interceptions . . . Started his last nine games as a sophomore, and



completed 127 of 238 passes (53.4%) for 1,577 yards with 13 touchdowns and 10 interceptions . . . Saw action only as a holder for placements and field goals for the last nine games of his freshman season after redshirting as a true freshman in 1993 . . . Holds bachelor's degree in political science.

## PERSONAL

Single . . . Was a Prep Football Report All-Southeast, Miami Herald all-city second-team and all-state third-team selection as a senior at Columbus High School in Miami, Fla . . . Completed 101 of 183 passes for 1,387 yards and seven touchdowns in his final year . . . Connected on 194 of 335 attempts for 2,356 yards and 19 scores during his career . . . Also lettered in basketball, where he averaged 10 points per game . . . Added another letter in golf . . . Father, Bob, played 14 years with the Dolphins (1967-80), helped the team to three Super Bowl appearances (1971-73 seasons) and two titles (1972-73), and was inducted into the Pro Football Hall of Fame in 1990 . . . Bob and Brian would become just the second father-son combination in team history, joining LB Rudy Barber (1968) and FB Kantroy Barber (1999) . . . During the 2002 season, opened "Judi's House" in Denver, which helps kids who have had a parent die cope and grieve with the situation . . . The house is a tribute to his mother, Judi, who died from cancer in 1988, when Brian was 12 . . . Holds an annual golf tournament in Michigan to benefit C.S. Mott's Children's Hospital . . . The money raised goes to help kids attend sporting events, purchase wheelchairs and provide housing for the parents of some of the children . . . Also been actively involved in fundraising efforts for the Susan G. Komen Breast Cancer Foundation, and was the honorary chairman for the 2001 Race for the Cure in Denver . . . Served as the 2002 honorary chairman for PUSH for the Cure, a fund-raising effort to benefit spinal cord and brain injury research at Denver's Craig Hospital . . . Full name is Brian David Griese, born March 18, 1975 in Miami.

### BRIAN GRIESE'S NFL REGULAR SEASON STATISTICS

YEAR	TEAM	G-S	ATT.	COMP.	YDS.	PCT.	TD	INT.	LG	TKLD.	RATE
1998	Denver	1-0	3	1	2	33.3	0	1	2	0/0	2.8
1999	Denver	14-13	452	261	3032	57.7	14	14	88	27/176	75.6
2000	Denver	10-10	336	216	2688	64.3	19	4	61	17/139	102.9
2001	Denver	15-15	451	275	2827	61.0	23	19	65t	38/241	78.5
2002	Denver	13-13	436	291	3214	66.7	15	15	82t	34/237	85.6
5-YEAR TOTALS		53-51	1678	1044	11763	62.2	71	53	88	116/793	84.1

### BRIAN GRIESE'S NFL PLAYOFF STATISTICS

YEAR	TEAM	G-S	ATT.	COMP.	YDS.	PCT.	TD	INT.	LG	TKLD.	RATE
1998	Denver	0-0	0	0	0	-	0	0	0	0/0	0.0

### ADDITIONAL STATS

**Rushing:** 4 for minus-4 yards, long of minus-1 in 1998; 46 for 138 yards, 3.0 avg., long of 23, 2 TDs in 1999; 29 for 102 yards, 3.5 avg., long of 18, 1 TD in 2000; 50 for 173 yards, 3.5 avg., long of 24, 1 TD in 2001; 37 for 107 yards, 2.9 avg., long of 13, 1 TD in 2002 for total of 166 for 516 yards, 3.1 avg., long of 24, 5 TDs

**Receptions:** 1 for minus-6 yards in 2001

### SINGLE-GAME HIGHS

<b>Pass Attempts:</b>	53	at Baltimore, 9/30/02
	50	vs. New England, 10/1/00
	50	at Kansas City, 10/20/02
	47	vs. Oakland, 11/11/02
	46	vs. San Diego, 1/2/00
<b>Pass Completions:</b>	46	vs. Miami, 10/13/02
	35	at Baltimore, 9/30/02
	34	vs. Oakland, 11/11/02
	31	vs. New England, 10/1/00
	30	at Cincinnati, 10/22/00

<b>Yards Passing:</b>	30 at Kansas City, 10/20/02
	376 at Kansas City, 10/20/02
	365 at Cincinnati, 10/22/00
	363 vs. Green Bay, 10/17/99
	361 vs. New England, 10/1/00
	336 vs. Cleveland, 10/15/00
<b>TD Passes:</b>	3 vs. Miami, 9/13/99
	3 vs. Atlanta, 9/10/00
	3 at San Diego, 10/8/00
	3 vs. Cleveland, 10/15/00
	3 vs. N.Y. Giants, 9/10/01
	3 at Arizona, 9/23/01
<b>Interceptions:</b>	4 at Indianapolis, 1/6/02
	3 vs. N.Y. Jets, 10/3/99
	3 at Seattle, 10/14/01
	3 at Baltimore, 9/30/02
<b>Completion Percentage:</b>	78.3 vs. New England, 10/27/02
	75.7 at N.Y. Jets, 12/8/02
	74.3 vs. San Diego, 10/6/02
	73.7 at San Francisco, 9/15/02
	73.3 at Detroit, 12/25/99
<b>Long Passes:</b>	88 vs. Green Bay, 10/17/99
	82t at Kansas City, 10/20/02
	71 vs. N.Y. Jets, 10/3/99
	69t vs. San Diego, 10/6/02
	65t vs. New England, 10/28/01
<b>Times Sacked:</b>	5 vs. Baltimore, 9/30/01
	5 at Indianapolis, 1/6/02
	4, 11 different times; last vs. Oakland, 11/11/02
<b>Rushing Yards:</b>	52 vs. Seattle, 12/19/99
	38 at Seattle, 10/14/01
	29 vs. New England, 10/1/00
	29 vs. Washington, 11/18/01
	28 at St. Louis, 9/4/00
<b>Rushing Attempts:</b>	8 vs. Kansas City, 10/7/01
	7 at Oakland, 10/10/99
	7 vs. Minnesota, 10/31/99
	6 at Oakland, 9/17/00
	6 vs. New England, 10/1/00
<b>Long Runs:</b>	24 vs. Washington, 11/18/01
	23 vs. Seattle, 12/19/99
	20 at Seattle, 10/14/01
	18 at St. Louis, 9/4/00
	15 vs. Baltimore, 9/30/01
<b>Rushing Touchdowns:</b>	1, five times; last at Baltimore, 9/30/02

### 300-YARD PASSING GAMES (12, Record of 6-6)

DATE	OPPONENT	ATTS.	COMP.	YDS.	PCT.	TDs	INTs	W/L
10/17/99	Green Bay	31	19	363	61.3	2	1	W
10/24/99	at New England	38	25	316	65.8	1	0	L
9/4/00	at St. Louis	29	19	307	65.5	2	0	L
10/1/00	New England	50	31	361	62.0	1	1	L
10/15/00	Cleveland	34	19	336	55.9	3	0	W
10/22/00	at Cincinnati	45	30	365	66.7	2	1	L
11/15/00	at N.Y. Jets	35	22	327	62.9	2	1	W
9/10/01	N.Y. Giants	29	21	330	72.4	3	0	W
9/30/02	at Baltimore	53	35	328	65.6	1	3	L
10/6/02	San Diego	35	26	316	74.3	2	1	W
10/13/02	Miami	46	27	335	58.7	1	2	L
10/20/02	at Kansas City	50	30	376	66.0	2	0	W



## 1998 GAME-BY-GAME STATISTICS (Denver)

DATE	OPPONENT	P/S	PASSING								RUSHING				W/L	SCORE
			ATT	CMP	YDS	PCT	TD	INT	LG	TKLD	ATT	YDS	LG	TD		
10/4	PHILADELPHIA	P	3	1	2	33.3	0	1	2	0/0	4	-4	0	0	W	41-16
1998 TOTALS			1-0	3	1	2	33.3	0	1	2	0/0	4	-4	0	0	14-2

## 1999 GAME-BY-GAME STATISTICS (Denver)

DATE	OPPONENT	P/S	PASSING								RUSHING				W/L	SCORE
			ATT	CMP	YDS	PCT	TD	INT	LG	TKLD	ATT	YDS	LG	TD		
9/13	MIAMI	S	40	24	270	60.0	3	0	61t	2/30	2	4	4	0	L	21-38
9/19	at Kansas City	S	16	11	107	68.8	0	1	19	2/16	2	0	0	0	L	10-26
9/26	at Tampa Bay	S	29	14	132	48.3	0	1	21	2/12	1	0	0	0	L	10-13
10/3	N.Y. JETS	S	31	15	212	48.4	0	3	71	1/16	4	16	9	0	L	13-21
10/10	at Oakland	S	29	17	234	58.6	1	1	35	2/13	7	16	10	0	W	16-13
10/17	GREEN BAY	S	31	19	363	61.3	2	1	88	0/0	5	-4	2t	1	W	31-10
10/24	at New England	S	38	25	316	65.8	1	0	41	3/7	3	23	14	1	L	23-24
10/31	MINNESOTA	S	40	24	274	60.0	1	1	30	4/18	7	10	5	0	L	20-23
11/7	at San Diego		DID NOT PLAY												W	33-17
11/14	at Seattle		DID NOT PLAY												L	17-20
11/22	OAKLAND	P	14	6	60	42.9	0	0	24	1/2	2	1	1	0	W	27-21*
12/5	KANSAS CITY	S	36	20	227	55.5	0	1	34	2/19	1	1	1	0	L	10-16
12/13	at Jacksonville	S	33	21	275	63.6	2	2	57t	1/7	3	13	13	0	L	24-27
12/19	SEATTLE	S	39	20	180	51.3	2	2	21	2/10	4	52	23	0	W	36-30*
12/25	at Detroit	S	30	22	171	73.3	1	1	21	1/6	3	2	2	0	W	17-7
12/20	SAN DIEGO	S	46	23	211	50.0	0	0	20	4/20	2	4	2	0	L	6-12
1999 TOTALS			14-13	452	261	3032	57.7	14	14	88	27/176	46	138	23	2	6-10

## 2000 GAME-BY-GAME STATISTICS (Denver)

DATE	OPPONENT	P/S	PASSING								RUSHING				W/L	SCORE
			ATT	CMP	YDS	PCT	TD	INT	LG	TKLD	ATT	YDS	LG	TD		
9/4	at St. Louis	S	29	19	307	65.5	2	0	47	4/33	4	28	18	1	L	36-41
9/10	ATLANTA	S	33	20	268	60.6	3	0	37t	2/13	1	0	0	0	W	42-14
9/17	at Oakland	S	31	21	213	67.7	2	0	35	1/6	6	-7	1	0	W	33-24
9/24	KANSAS CITY		INACTIVE (THIRD QUARTERBACK)												L	22-23
10/1	NEW ENGLAND	S	50	31	361	62.0	1	1	43t	4/35	6	29	12	0	L	19-28
10/8	at San Diego	S	40	27	235	67.5	3	0	25	2/27	1	7	7	0	W	21-7
10/15	CLEVELAND	S	34	19	336	55.9	3	0	61	0/0	1	14	14	0	W	44-10
10/22	at Cincinnati	S	45	30	365	66.7	2	1	35	2/7	3	16	8	0	L	21-31
11/5	at N.Y. Jets	S	35	22	327	62.9	2	1	49	1/10	5	12	6	0	W	30-23
11/13	OAKLAND	S	37	25	262	67.6	1	1	28	1/8	2	3	2	0	W	27-24
11/19	SAN DIEGO		INACTIVE												W	38-37
11/26	at Seattle		INACTIVE												W	38-31
12/3	at New Orleans		INACTIVE												W	38-23
12/10	SEATTLE		INACTIVE												W	31-24
12/17	at Kansas City		INACTIVE												L	7-20
12/23	SAN FRANCISCO	S	2	2	14	100.0	0	0	9	0/0	0	0	0	0	W	38-9
12/31	at Baltimore#		DID NOT PLAY												L	21-3
2000 TOTALS			10-10	336	216	2688	64.3	19	4	61	17/139	29	102	18	1	11-5

## 2001 GAME-BY-GAME STATISTICS

DATE	OPPONENT	P/S	PASSING								RUSHING				W/L	SCORE
			ATT	CMP	YDS	PCT	TD	INT	LG	TKLD	ATT	YDS	LG	TD		
9/10	N.Y. GIANTS	S	29	21	330	72.4	3	0	39	0/0	5	8	11	0	W	31-20
9/23	at Arizona	S	31	22	242	70.9	3	0	34t	1/8	0	0	0	0	W	38-17
9/30	BALTIMORE	S	33	17	191	51.5	1	2	31	5/24	5	17	15	0	L	13-20
10/7	KANSAS CITY	S	20	11	121	55.0	1	1	32	2/18	8	14	12	0	W	20-6
10/14	at Seattle	S	36	24	209	66.7	2	3	25	3/20	2	38	21	0	L	21-34
10/21	at San Diego	S	41	26	212	63.4	1	2	18	4/30	4	7	5	0	L	10-27
10/28	NEW ENGLAND	S	30	19	283	63.3	2	2	65t	2/14	4	-1	2	0	W	31-20
11/5	at Oakland	S	32	22	221	68.8	2	2	19	4/24	0	0	0	0	L	28-38
11/11	SAN DIEGO	S	31	21	224	67.7	2	0	32	3/3	5	11	8	0	W	26-16
11/18	WASHINGTON	S	31	11	114	35.5	1	0	21	3/16	4	29	24	0	L	10-17
11/22	at Dallas	S	29	17	171	58.6	1	1	28	1/11	4	-4	-1	0	W	26-24
12/2	at Miami	S	33	18	135	54.5	1	1	13	1/9	3	13	9	0	L	10-21
12/9	SEATTLE	S	17	11	81	64.7	1	1	12	0/0	2	18	9	0	W	20-7
12/16	at Kansas City		INACTIVE (THIRD QUARTERBACK)												L	23-26*
12/30	OAKLAND	S	26	19	142	73.1	1	0	17	4/17	2	10	5t	1	W	23-17

## 2001 GAME-BY-GAME STATISTICS

DATE	OPPONENT	P/S	PASSING								RUSHING				W/L	SCORE
			ATT	CMP	YDS	PCT	TD	INT	LG	TKLD	ATT	YDS	LG	TD		
1/6/02	at Indianapolis	S	32	16	151	50.0	1	4	20	5/47	2	13	12	0	L	10-29
<b>2001 TOTALS</b>			15-15	451	275	2827	61.0	23	19	651	38/241	50	173	24	1	8-8

## 2002 GAME-BY-GAME STATISTICS (Denver)

			PASSING								RUSHING						
DATE	OPPONENT	P/S	ATT	CMP	YDS	PCT	TD	INT	LG	TKLD	ATT	YDS	LG	TD	W/L	SCORE	
9/8	ST. LOUIS	S	27	18	202	66.7	2	2	27	4/15	3	16	13	0	W	23-16	
9/15	at San Francisco	S	19	14	119	73.7	2	0	16	4/21	4	14	11	0	W	24-14	
9/22	BUFFALO	S	31	19	211	61.3	2	0	26	4/32	5	4	5	0	W	28-23	
9/30	at Baltimore	S	53	35	328	66.0	1	3	24	3/22	2	4	3	1	L	23-34	
10/6	SAN DIEGO	S	35	26	316	74.3	2	1	69	2/16	5	2	3	0	W	26-9	
10/13	MIAMI	S	46	27	335	58.7	1	2	52	3/36	3	19	11	0	L	22-24	
10/20	at Kansas City	S	50	30	376	60.0	2	0	82	1/10	2	13	11	0	W	37-34*	
10/27	at New England	S	23	18	229	78.3	1	1	40	2/14	3	-1	1	0	W	24-16	
11/11	OAKLAND	S	47	34	293	72.3	0	1	19	4/28	3	7	5	0	L	10-34	
11/17	at Seattle	S	27	17	194	63.0	0	1	38	1/10	2	16	9	0	W	31-9	
11/24	INDIANAPOLIS	INACTIVE (THIRD QUARTERBACK)														L	20-23*
12/1	at San Diego	DID NOT PLAY														L	27-30*
12/8	at New York Jets	S	37	28	266	75.7	1	1	22	2/8	3	5	3	0	L	13-19	
12/15	KANSAS CITY	S	26	18	297	69.2	1	1	66	2/12	2	8	7	0	W	31-24	
12/22	at Oakland	S	15	7	48	46.7	0	2	15	2/13	0	0	0	0	L	16-28	
12/29	ARIZONA	DID NOT PLAY														W	37-7
2002 TOTALS		13-13	436	291	3214	66.7	15	15	821	34/237	37	107	13	1	9-7		

\* - overtime # - playoff game

## BRIAN GRIESE'S PASSING BREAKDOWN


	2002										CAREER									
	G	ATT	CMP	YDS	PCT	TD	INT	LG			G	ATT	CMP	YDS	PCT	TD	INT	LG		
Buffalo	1	31	19	211	61.3	2	0	26			1	31	19	211	61.3	2	0	26		
Miami	1	46	27	335	58.7	1	2	52			3	119	69	740	58.0	5	3	61		
New England	1	23	18	229	78.3	1	1	40			4	141	93	1189	66.0	5	4	65		
N.Y. Jets	1	37	28	266	75.7	1	1	22			3	103	65	805	63.1	3	5	71		
<b>AFC East</b>	<b>4</b>	<b>137</b>	<b>92</b>	<b>1041</b>	<b>67.2</b>	<b>5</b>	<b>4</b>	<b>52</b>			<b>11</b>	<b>394</b>	<b>246</b>	<b>2945</b>	<b>62.4</b>	<b>15</b>	<b>12</b>	<b>71</b>		
Baltimore	1	53	35	328	66.0	1	3	24			2	86	52	519	60.5	2	5	31		
Cincinnati	-	-	-	-	-	-	-	-			1	45	30	365	66.7	2	1	35		
Cleveland	-	-	-	-	-	-	-	-			1	34	19	336	55.9	3	0	61		
Pittsburgh	-	-	-	-	-	-	-	-			-	-	-	-	-	-	-	-		
<b>AFC Central</b>	<b>1</b>	<b>53</b>	<b>35</b>	<b>328</b>	<b>66.0</b>	<b>1</b>	<b>3</b>	<b>24</b>			<b>4</b>	<b>165</b>	<b>101</b>	<b>1220</b>	<b>61.2</b>	<b>7</b>	<b>6</b>	<b>61</b>		
Houston	-	-	-	-	-	-	-	-			-	-	-	-	-	-	-	-		
Indianapolis	-	-	-	-	-	-	-	-			1	32	16	151	50.0	1	4	20		
Jacksonville	-	-	-	-	-	-	-	-			1	33	21	275	63.6	2	2	57		
Tennessee	-	-	-	-	-	-	-	-			-	-	-	-	-	-	-	-		
<b>AFC South</b>	<b>-</b>	<b>-</b>	<b>-</b>	<b>-</b>	<b>-</b>	<b>-</b>	<b>-</b>	<b>-</b>			<b>2</b>	<b>65</b>	<b>37</b>	<b>426</b>	<b>56.9</b>	<b>3</b>	<b>6</b>	<b>57</b>		
Denver	-	-	-	-	-	-	-	-			-	-	-	-	-	-	-	-		
Kansas City	2	76	48	673	63.2	3	1	82			5	148	90	1128	60.8	4	4	82		
Oakland	2	62	41	341	66.1	0	3	19			8	231	151	1473	65.4	7	7	35		
San Diego	1	35	26	316	74.3	2	1	69			5	193	123	1198	63.7	8	3	69		
<b>AFC West</b>	<b>5</b>	<b>173</b>	<b>115</b>	<b>1330</b>	<b>66.5</b>	<b>5</b>	<b>5</b>	<b>82</b>			<b>18</b>	<b>572</b>	<b>364</b>	<b>3799</b>	<b>63.6</b>	<b>19</b>	<b>14</b>	<b>82</b>		
<b>AFC Total</b>	<b>10</b>	<b>363</b>	<b>242</b>	<b>2699</b>	<b>66.7</b>	<b>11</b>	<b>12</b>	<b>82</b>			<b>35</b>	<b>1196</b>	<b>748</b>	<b>8390</b>	<b>62.3</b>	<b>44</b>	<b>38</b>	<b>82</b>		
Dallas	-	-	-	-	-	-	-	-			1	29	17	171	58.6	1	1	28		
N.Y. Giants	-	-	-	-	-	-	-	-			1	29	21	330	72.4	3	0	39		
Philadelphia	-	-	-	-	-	-	-	-			1	3	1	2	33.3	0	1	2		
Washington	-	-	-	-	-	-	-	-			1	31	11	114	35.5	1	0	21		
<b>NFC East</b>	<b>-</b>	<b>-</b>	<b>-</b>	<b>-</b>	<b>-</b>	<b>-</b>	<b>-</b>	<b>-</b>			<b>4</b>	<b>92</b>	<b>50</b>	<b>617</b>	<b>54.3</b>	<b>5</b>	<b>2</b>	<b>39</b>		
Chicago	-	-	-	-	-	-	-	-			-	-	-	-	-	-	-	-		
Detroit	-	-	-	-	-	-	-	-			1	30	22	171	73.3	1	1	21		
Green Bay	-	-	-	-	-	-	-	-			1	31	19	363	61.3	2	1	88		
Minnesota	-	-	-	-	-	-	-	-			1	40	24	274	60.0	1	1	30		
<b>NFC Central</b>	<b>-</b>	<b>-</b>	<b>-</b>	<b>-</b>	<b>-</b>	<b>-</b>	<b>-</b>	<b>-</b>			<b>3</b>	<b>101</b>	<b>65</b>	<b>808</b>	<b>64.4</b>	<b>4</b>	<b>3</b>	<b>88</b>		
Atlanta	-	-	-	-	-	-	-	-			1	33	20	268	60.6	3	0	37		
Carolina	-	-	-	-	-	-	-	-			-	-	-	-	-	-	-	-		
New Orleans	-	-	-	-	-	-	-	-			-	-	-	-	-	-	-	-		
Tampa Bay	-	-	-	-	-	-	-	-			1	29	14	132	48.3	1	1	21		
<b>NFC South</b>	<b>-</b>	<b>-</b>	<b>-</b>	<b>-</b>	<b>-</b>	<b>-</b>	<b>-</b>	<b>-</b>			<b>2</b>	<b>62</b>	<b>34</b>	<b>400</b>	<b>54.8</b>	<b>4</b>	<b>1</b>	<b>37</b>		



# BRIAN GRIESE'S PASSING BREAKDOWN

	2002								CAREER							
	G	ATT	CMP	YDS	PCT	TD	INT	LG	G	ATT	CMP	YDS	PCT	TD	INT	LG
Arizona	-	-	-	-	-	-	-	-	1	31	22	242	70.9	3	0	34
St. Louis	1	27	18	202	66.7	2	2	27	2	56	37	509	66.1	4	2	47
San Francisco	1	19	14	119	73.7	2	0	16	2	21	16	133	76.2	2	0	16
Seattle	1	27	17	194	63.0	0	1	38	4	119	72	664	60.5	5	7	38
<b>NFC West</b>	<b>3</b>	<b>73</b>	<b>49</b>	<b>515</b>	<b>67.1</b>	<b>4</b>	<b>3</b>	<b>38</b>	<b>9</b>	<b>227</b>	<b>147</b>	<b>1548</b>	<b>64.8</b>	<b>14</b>	<b>9</b>	<b>47</b>
<b>NFC Total</b>	<b>3</b>	<b>73</b>	<b>49</b>	<b>515</b>	<b>67.1</b>	<b>4</b>	<b>3</b>	<b>38</b>	<b>18</b>	<b>482</b>	<b>296</b>	<b>3373</b>	<b>61.4</b>	<b>27</b>	<b>15</b>	<b>88</b>
Home	6	212	142	1654	67.0	8	7	69	28	865	521	6180	60.2	36	24	88
Road	7	224	149	1560	66.5	7	8	82	25	813	523	5583	64.3	35	29	82
1st Down	-	-	-	-	-	-	-	-	-	-	-	-	-	-	-	-
2nd Down	-	-	-	-	-	-	-	-	-	-	-	-	-	-	-	-
3rd Down	-	-	-	-	-	-	-	-	-	-	-	-	-	-	-	-
4th Down	-	-	-	-	-	-	-	-	-	-	-	-	-	-	-	-
1st Half	-	-	-	-	-	-	-	-	-	-	-	-	-	-	-	-
2nd Half	-	-	-	-	-	-	-	-	-	-	-	-	-	-	-	-
Overtime	-	-	-	-	-	-	-	-	-	-	-	-	-	-	-	-
Grass	12	409	274	3020	67.0	15	14	82	46	1479	918	10453	62.1	64	42	88
Turf	1	27	17	194	63.0	0	1	38	7	199	126	1310	63.3	7	11	47
Aug./Sept.	4	130	86	860	66.2	7	5	27	13	401	255	2920	63.6	25	9	61
October	4	154	101	1256	65.6	6	4	82	18	622	389	4779	62.5	26	21	88
November	2	74	51	487	68.9	0	2	38	9	283	175	1866	61.8	9	7	49
December	3	78	53	611	67.9	2	4	66	13	372	225	2198	60.5	11	16	66
Games 1-8	8	284	187	2116	65.8	13	9	82	32	1055	666	7920	63.1	53	32	88
Games 9-16	5	152	104	1098	68.4	2	6	66	21	623	378	3843	60.7	18	21	66
Wins	8	238	160	1944	67.2	12	6	82	27	809	521	6203	64.4	46	18	88
Losses	5	198	131	1270	66.2	3	9	52	26	869	523	5560	60.2	25	35	71
Ties	-	-	-	-	-	-	-	-	-	-	-	-	-	-	-	-

## Tommy Hendricks • 51 • Linebacker



**Height/Weight**.....6-2, 235  
**Born**.....10/23/78  
**College**.....Michigan '00  
**Acquired**.....FA, 2000  
**Signed Through**.....2003  
**NFL**.....Fourth Season  
**Dolphins**.....Fourth Season

## PRO CAREER

**2002** – Played in all 16 games in a reserve role . . . Made his mark on special teams for the second year in a row by posting a team-high 21 stops, in addition to a forced fumble . . . Was named the special teams captain in a vote of his teammates . . . Saw limited time on defense, where he registered three tackles . . . One of those tackles came on a key goal-line stop of Edgerrin James on fourth-and-goal from the one-yard line in the third quarter at Indianapolis (9/15) . . . The stop preserved the Dolphins' 21-3 lead as they went on for a 21-13 win . . . Recorded a season-high three special teams tackles

## F I N S F A C T

Tommy is a second-generation Michigan alumnus. His father, Tom, played halfback and ran track for the Wolverines from 1954-55.

at Kansas City (9/29) . . . Tallied a pair of tackles on seven occasions . . . Was awarded game balls on special teams in wins over N.Y. Jets (9/22) and vs. Chicago (12/9).

**2001** – Played in all 16 regular season games, including one start . . . Posted four tackles on defense, all of which came in the regular season finale vs. Buffalo (1/6/02) when he opened at middle linebacker in place of the injured Zach Thomas (neck and shoulder), marking the first start of his NFL career . . . On the year, collected a team-high 30 tackles on special teams . . . Was credited with four stops at New England (12/22) and vs. Buffalo (1/6/02) . . . Recorded three tackles vs. N.Y. Jets (11/18), vs. Denver (12/2) and vs. Atlanta (12/30) . . . Was awarded a game ball on special teams for his performance against the Falcons . . . Saw action in a reserve role in First-Round Playoff game vs. Baltimore (1/13/02) . . . Recovered a Jermaine Lewis fumble at the Ravens' 24 on the game's opening kickoff, leading to an Olindo Mare 33-yard field goal, for the Dolphins' only points in a 20-3 loss.

**2000** – Played in eight games during his rookie year, all in a reserve role . . . Tied for sixth on the squad with 13 special teams tackles, including a season-high four stops at Buffalo (12/3) when he was awarded a special teams game ball . . . Appeared in both playoff games following the season in a reserve role . . . Did not post any stats . . . Originally signed with the Dolphins as an undrafted rookie free agent on April 25, 2000 . . . Was waived on August 26 . . . Was signed to the 53-man roster on September 26 before being released on October 2 . . . Was signed to the practice squad on October 4 and activated to the 53-man roster on November 10.

## COLLEGE

Was a four-year letterman (1996-99) as a safety at Michigan . . . In his collegiate career, appeared in a total of 48 games with 37 starts, including starts in all 37 contests over his final three seasons . . . Concluded his career with 227 total tackles, including 15 for loss, three interceptions and two sacks . . . Played both free and strong safety in his career . . . Was a first-team All-Big Ten selection as a senior when he finished third on the team with 74 tackles, including seven for loss, one sack and one interception . . . Was a second-team all-conference choice as a junior when he registered 79 tackles, four stops for loss and one sack . . . Came up with a career-high two interceptions as a sophomore in 1997 . . . Majored in general studies.

## PERSONAL

Single, resides in Miami . . . Prepped at Eisenhower High School in Houston, Texas for his final two years after spending one year at Scarborough High School . . . Was a two-time All-Greater Houston selection . . . Was one of the top safeties in the nation coming out of high school . . . Served as team captain his senior year . . . Also lettered in track, basketball and baseball . . . In track, performed in the high jump and long jump . . . Father, Tom, was a running back at Michigan from 1954-55 . . . Hobbies include riding his Harley and fishing . . . This past offseason, donated \$9,000 towards the purchase of championship rings for the Blanche Ely High School football team in Pompano Beach, who captured the Florida Class A football title in 2002 . . . Has assisted in building houses for Habitat for Humanity . . . Took part in the Miami Dolphins Fishing Tournament benefiting the Cystic Fibrosis Foundation . . . Also has participated in several events benefiting the Make-A-Wish Foundation . . . This past offseason, started the "Hendricks Life Skills Foundation", which provides after-school programs for local youth, in a variety of areas . . . For his off-field efforts, was the Dolphins' 2002 recipient of the Community Service Award . . . Lists "Austin Powers in Goldmember" as favorite movie, "Change of Heart" as favorite television show, "Maximize the Moment" by T.D. Jakes and "The Millionaire Mind" by Thomas J. Stanley as favorite books, and Shaquille O'Neal as favorite athlete . . . Full name is Thomas Emmett Hendricks III, born October 23, 1978 in Houston, Texas.



## TOMMY HENDRICKS' NFL REGULAR SEASON STATISTICS

YEAR	TEAM	G-S	TACK.	ASST.	TOTAL	FUM. REC.	FOR. FUM.	QB SACK	YDS LOST
2000	Miami	8-0	0	0	0	0	0	0	0
2001	Miami	16-1	4	0	4	0	0	0	0
2002	Miami	16-0	1	2	3	0	0	0	0
3-YEAR TOTALS		40-1	5	2	7	0	0	0	0

## TOMMY HENDRICKS' NFL PLAYOFF STATISTICS

YEAR	TEAM	G-S	TACK.	ASST.	TOTAL	FUM. REC.	FOR. FUM.	QB SACK	YDS LOST
2000	Miami	2-0	0	0	0	0	0	0	0
2001	Miami	1-0	0	0	0	0	0	0	0
PLAYOFF TOTALS		3-0	0	0	0	0	0	0	0

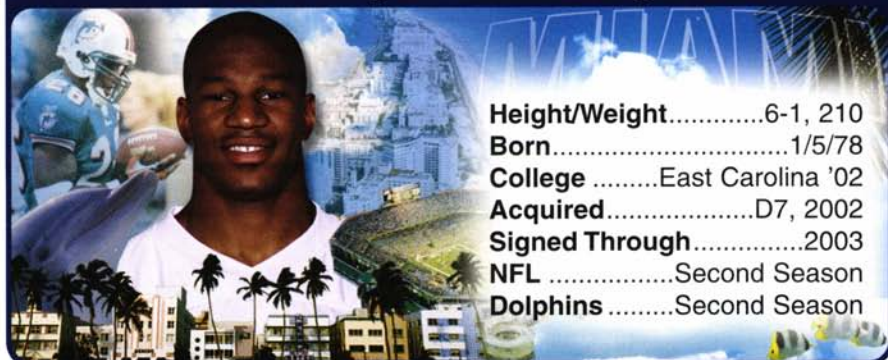
### ADDITIONAL STATS

**Special Teams Tackles:** 13 in 2000, 30 in 2001, 21 in 2002 for total of 64

**Special Teams Fumble Recoveries:** (P-1)

**Special Teams Forced Fumbles:** 1 in 2002

## Leonard Henry • 26 • Running Back



**Height/Weight**.....6-1, 210  
**Born**.....1/5/78  
**College** .....East Carolina '02  
**Acquired**.....D7, 2002  
**Signed Through**.....2003  
**NFL** .....Second Season  
**Dolphins** .....Second Season

### PRO CAREER

**2002** — Was waived by the Dolphins on September 1, 2002 . . . Was signed to the practice squad a day later . . . Spent the first 12 games of the season on the practice squad before being signed to the 53-man roster on December 4 . . . Was inactive for each of the final four games of the season . . . During the preseason, rushed for 31 yards on 21 carries and caught three passes for 42 yards . . . Seventh-round draft choice (241st overall) by Miami in 2002, with a pick obtained from Chicago as part of the Cade McNown trade.

### FINS & FACT

During his junior year at East Carolina, Leonard served an internship in the sports department at WITN-TV, the CBS affiliate in Greenville, N.C.



### COLLEGE

Was a four-year letterman (1998-2001) at East Carolina who started each of his final two years . . . Started 18 of the 43 games in which he played during his career . . . Finished with 3,089

yards rushing and 29 touchdowns on 519 attempts and totaled 54 receptions for 429 yards and three scores . . . Career rushing totals stand second in school history . . . Had his best year as a senior when he ran for 1,432 yards and 16 touchdowns on 184 carries (7.8 avg.) and caught 26 passes for 210 yards and a pair of touchdowns . . . Rushing figure established a conference single-season standard . . . Was a first-team All-Conference USA selection and a third-team All-America pick by The Sporting News and Football News . . . Put together a pair of 200-yard rushing games as a senior, including a career-high 234 yards against Cincinnati and 218 yards against Tulane . . . Redshirted as a true freshman in 1997 . . . Earned B.S. in communications.


## PERSONAL

Single, resides in Clinton, N.C. . . . Was an all-state selection as a senior at Clinton (N.C.) High School . . . Rushed for 1,900 yards and 22 touchdowns as a running back and averaged seven tackles a game as a linebacker . . . Also lettered in basketball . . . Attended the same high school as former Dolphins running back Jerris McPhail (1996-97), who also went on to play at East Carolina . . . Has assisted in building houses for Habitat for Humanity . . . Lists "Dances with Wolves" as favorite movie, "Sanford and Son" as favorite television show, "Why" by T.D. Jakes as favorite book and Jerry Rice as favorite athlete . . . Enjoys watching television and playing cards in his spare time . . . Full name is Leonard Charles Henry, born January 5, 1978 in Clinton, N.C.

### LEONARD HENRY'S NFL REGULAR SEASON STATISTICS

YEAR	TEAM	G-S	ATT.	RUSHING				NO.	RECEIVING			
				YDS.	AVG.	LG	TD		YDS.	LG	TD	
2002	Miami	0-0	0	0	0.0	-	0	0	0	-	0	

## Greg Jerman • 60 • Tackle



**Height/Weight**.....6-5, 310  
**Born**.....1/24/79  
**College**.....Baylor '02  
**Acquired**.....FA, 2002  
**Signed Through**.....2003  
**NFL**.....Second Season  
**Dolphins**.....Second Season

## PRO CAREER

**2002** — Made the Dolphins' roster as an undrafted rookie free agent, one of only two such players to appear on the team's roster during the course of the season, and the only one to make the opening day roster . . . Appeared in two games on the year, both in a reserve role . . . Dressed but did not play in three games . . . Was inactive for 11 contests . . . Got into each of the final two games of the year; at Minnesota (12/21) and at New England (12/29).

## F I N S F A C T

As a teenager, Greg worked at a stable in El Paso, Texas where he was responsible for watering 50 horses, four times a week.





## COLLEGE

Lettered four years for the Bears (1998-2001) . . . Started 32 of 33 games over his final three seasons, while opening 38 contests overall in his career . . . Played both left and right tackle . . . Started all 11 games at right tackle as a senior and all 11 contests at left tackle as a sophomore in 1999 . . . Split time between the two sides his junior year . . . Holds B.A. in earth sciences.


## PERSONAL

Single, resides in El Paso, Texas . . . Was an all-district and all-city center at Franklin High School in El Paso . . . Lists "Conan The Barbarian" as favorite movie, "WWE Raw" as favorite television show and Tool as favorite musical group . . . Is an avid follower of professional wrestling . . . Full name is Gregory Stephen Jerman, born January 24, 1979 in Hyannis, Mass.

### GREG JERMAN'S NFL REGULAR SEASON STATISTICS

GAMES/STARTS: 2002: 2/0

## Sammy Knight • 24 • Safety



Height/Weight.....	6-0, 215
Born.....	9/10/75
College .....	USC '97
Acquired.....	UFA (N.O.), 2003
Signed Through.....	2004
NFL .....	Seventh Season
Dolphins .....	First Season

## PRO CAREER

**2002** — Signed a two-year contract with the Dolphins as an unrestricted free agent from New Orleans on May 13, 2003 . . . Started all 16 games for the Saints in '02, the fourth straight year in which he accomplished this . . .

In fact, enters the 2003 season having played in 76 games in a row and started 64 straight . . . Led team with a career-high 127 total tackles . . . Came up with five interceptions, two sacks, a fumble recovery, two forced fumbles and a career-high 17 passes defended, which was the second-highest total on the team . . . Interception total tied for team lead and tied for fourth in the NFC . . . Overall in his six seasons with the Saints, led or shared the team lead in interceptions on five occasions . . . Finished his Saints stint with 28 interceptions for 464 yards in returns and four touchdowns . . . Is the club's all-time leader for interception returns for touchdowns, is second in return yards and is third in interceptions . . . In season-opener at Tampa Bay (9/8), had 12 tackles, including a sack . . . Tallied a season-high 13 tackles and his first interception of the season at Chicago (9/22) . . . Accounted for interceptions in back-

## F I N I S F A C T

Sammy has three brothers, all of whom played major college football, including two at USC.



to-back games, vs. Pittsburgh (10/6) and at Washington (10/13) . . . Recorded his second sack of the season, as he tied a single-season career-high, at Atlanta (11/17) . . . Registered the fifth multiple interception game of his career during the regular season (6th overall, including playoffs) in finale vs. Carolina (12/29) when he picked off a pair of Rodney Peete passes, totaling 13 yards in returns . . .

**INTERCEPTIONS OVER THE LAST THREE YEARS:** Over the last three seasons, Knight has accumulated 16 interceptions, the third-highest total in the NFL over this stretch:

## MOST INTERCEPTIONS IN THE NFL OVER THE LAST THREE YEARS

(2000-02)

PLAYER	TEAM(S)	2000	2001	2002	3-YEAR TOTALS
1. Darren Sharper	Green Bay	9	6	7	22
2. Donnie Abraham	T.B., Jets	7	6	4	17
3. <b>SAMMY KNIGHT</b>	<b>NEW ORLEANS</b>	<b>5</b>	<b>6</b>	<b>5</b>	<b>16</b>
4. Brock Marion	Miami	5	5	5	15
Rod Woodson	Balt., Oak.	4	3	8	15

**2001** – Started all 16 games at strong safety . . . Led the team in interceptions (six) and fumble recoveries (five) . . . Was second on squad and first among defensive backs with 120 tackles (74 solo), a career-high to that point . . . Added one sack, ten passes defended and two forced fumbles . . . Interception total tied for sixth in the NFC in 2001 . . . Was named as a starter to the NFC Pro Bowl squad, the first Pro Bowl of his career . . . Also was an Associated Press first-team All-Pro selection . . . In season-opener at Buffalo (9/9), established a career-high with three interceptions (40 yards), all coming off Rob Johnson attempts . . . Also tied a Saints single-game high in the process, that had been achieved four previous times, most recently by Gene Atkins on December 22, 1991 at Phoenix . . . For his efforts, Knight was selected the NFC Defensive Player of the Week . . . Tallied six tackles, a forced fumble and a fumble recovery at Carolina (10/14) . . . His first quarter fumble recovery at the Carolina 12-yard line helped set up the first TD of the game for New Orleans . . . In 34-31 win at St. Louis (10/28), recorded seven tackles, two interceptions and a sack . . . Was named NFC Defensive Player of the Week for the second time in as many months . . . Turned in a season-long 40-yard interception return vs. Indianapolis (11/18) . . . Recorded 12 tackles, a forced fumble and a fumble recovery vs. St. Louis (12/17) . . . Notched a career-high 22 tackles (11 solo) and one pass defended at Tampa Bay (12/23).

**2000** – Started all 16 contests at strong safety . . . Led the team in tackles (116) and interceptions (5-68 yards, 2 TD) . . . Added two sacks, nine passes defended and one forced fumble . . . Recorded three special teams tackles . . . Finished tied for second in the NFL and first in the NFC with two defensive TDs . . . Both touchdowns came on interceptions, the second time he accomplished this feat in his career, and just the fifth occasion it had been achieved in Saints history . . . In season-opener vs. Detroit (9/3), finished with a season-high 11 tackles and a 37-yard interception return for a TD off the hands of Lions QB Stoney Case . . . Saints secondary held the Lions to a season-low 100 net passing yards that day . . . Also accounted for interceptions at Chicago (10/8), at Arizona (10/29) and vs. San Francisco (11/5) . . . Had seven tackles, a sack and a forced fumble at Carolina (11/12) . . . In the game, sacked Steve Beuerlein at the New Orleans 10-yard line, and Keith Mitchell picked up the fumble and returned it 90 yards for a touchdown to spark a 14-3 third quarter lead . . . Matched a season-best with 11 tackles vs. Denver (12/3) . . . Paced Saints defense in 23-7 victory vs. Atlanta (12/17), a game in which the Saints secondary held the Falcons to 126 passing yards . . . Early in the second quarter, intercepted a Doug Johnson pass and returned it 31 yards for a TD, giving the Saints a 10-0 lead . . . Added one sack that day . . . Started both playoff games and made his presence felt in 31-28 NFC Wild Card Playoff win vs. St. Louis (12/30), for Saints' first-ever postseason victory . . . Recorded five tackles, two interceptions for 56 yards and four pass defended . . . First interception occurred in the second quarter, when he picked off a Kurt Warner pass at the New Orleans 28 yard line, and ran to the St. Louis 20, setting up a field goal that would give the Saints a 10-7 lead . . . Second interception occurred at the Rams eight yard line, stopping another scoring drive and helping New Orleans hold on for the win . . . Posted four tackles in NFC Divisional Playoff contest at Minnesota (1/6/01).

**1999** – Started all 16 games at strong safety . . . Finished second on the team with 102 tackles (75 solo) . . . Posted one interception, six passes defended and a fumble recovery . . . Led the



Saints in tackles three times on the year and was tied for the team lead on three other occasions . . . Led team with a season-high ten tackles vs. Tennessee (10/17) . . . Matched a season-best with ten tackles (six solo) vs. St. Louis (12/12) . . . Lone interception of the year came at Baltimore (12/19).

**1998** – Saw action in 14 games with 13 starts . . . Opened games 1-2 and 5-15 at free safety . . . Did not start game 16 as Saints began in a goal-line defense . . . Posted 75 tackles on the year (62 solo), which was good for fourth on the team . . . Also led the Saints with career-high six interceptions for 171 yards in returns and two TDs . . . Added two fumble recoveries and nine passes defended . . . Interception total was tied for third in the NFC and fourth in the NFL in '98, and is tied for the fourth-highest single-season total in team history . . . Return yardage figure ranked third in the NFL in 1998 and stands as the third-highest single-season figure in Saints history . . . Interception return average of 28.5 was fifth in the NFL . . . First interception on the year came in opener at St. Louis (9/6) . . . Had his best game of the year at Minnesota (11/8) when he intercepted two Brad Johnson passes, including one that he returned 91 yards for a touchdown . . . It marked the longest INT return in the NFC in 1998, and was the third-longest in Saints history . . . The Vikings game concluded a stretch in which he accounted for four interceptions over a three-game span, including picks each of the previous two weeks (vs. Tampa Bay 10/25, at Carolina 11/1) . . . Picked off a Jake Plummer pass and returned it 39 yards for a score at Arizona (12/20), as he became just the fourth player in team history to have two interception returns for scores in the same season, and the first since Dennis Winston in 1984 . . . Also posted ten tackles and recovered a fumble in the Cardinals contest.

**1997** – Saw action in all 16 games, including starts the final 12 . . . Opened games 5-14 at free safety and the last two at strong safety . . . Finished third on the team with 84 total tackles (67 solo) . . . Led the team and all NFL rookies with five interceptions for 75 yards in returns . . . Added 12 passes defended and a fumble recovery, while posting nine tackles on special teams, which tied for third on the squad . . . Was an All-Rookie selection by Pro Football Weekly . . . First NFL start came at free safety at N.Y. Giants (9/28) . . . In that game, tied for the team-lead with a season-high 11 tackles . . . Also came up with the first interception of his career, as he picked off a Dave Brown pass and returned it 32 yards . . . Intercepted a Jeff George pass and returned it 39 yards to preserve the Saints' 13-10 win at Oakland (11/9) . . . Also recovered a fumble in the game . . . Recorded the first multiple interception game of his career in 16-13 victory at Carolina (11/30) when he snared a Steve Beuerlein pass and a Kerry Collins attempt . . . Signed with the Saints as an undrafted college free agent on April 25, 1997.

## COLLEGE

Was a four-year letterman for the Trojans (1993-96) . . . Career statistics include 290 tackles and five interceptions . . . Served as USC's co-captain his senior year and was named the team's MVP and most inspirational player . . . Was moved to linebacker after starting at strong safety as both a sophomore and junior . . . Led the squad in his final season with 121 total tackles, including 11 for loss, and was a first-team All-Pac 10 selection . . . Topped team's tackle chart as a junior with 89 stops, including nine for loss . . . Earned degree in communications.

## PERSONAL

Married to Freda, who he has known since he was two years old . . . Couple has two daughters, Shianne (7/9/01) and Samone (4/30/03) . . . Sammy also has an older daughter, Aneka . . . Was a Parade All-America selection at Rubidoux High School in Riverside, Calif . . . Played free safety, wide receiver and quarterback his senior year, and compiled 153 total tackles, 11 interceptions, five blocked kicks and five forced fumbles . . . Also produced 483 yards and 12 touchdowns on 53 rushes for a 9.1-yard average . . . Had 30 tackles in one game . . . Also earned letters in basketball and track . . . In 2002, started the Sammy Knight Foundation, whose goal is spiritual, physical and social development of youth . . . Funded a non-profit school in New Orleans for underprivileged children, ages K-12, in conjunction with Elysian Fields Outreach Ministry . . . Sammy and his wife oversaw the day-to-day operations of the school, including the educational component of the program . . . They also created the Sammy and Freda Knight Scholarship for local high school students . . . In spare time, is an

avid player of John Madden Football, and for the last several years, has participated in the NFL tournament that is held during the week of Super Bowl . . . Very active in church functions . . . Father, Sam Sr., played on a California state championship basketball team in the early 1960s at Riverside Community College that was coached by Jerry Tarkanian . . . Older brother, Ryan, lettered as a running back at USC from 1983-86 . . . Another older brother, Greg, was a defensive tackle at Colorado in 1986, while younger brother, Darryl, was a linebacker at USC from 1998-2000 . . . Born September 10, 1975 in Fontina, Calif.

## SAMMY KNIGHT'S NFL REGULAR SEASON STATISTICS

YEAR	TEAM	G-S	TACK.	ASST.	TOTAL	FUM. REC.	INT.	YDS.	LG	TD
1997	New Orleans	16-12	67	17	84	1	5	75	39	0
1998	New Orleans	14-13	62	13	75	2	6	171	91t	2
1999	New Orleans	16-16	75	27	102	1	1	0	0	0
2000	New Orleans	16-16	75	41	116	0	5	68	37t	2
2001	New Orleans	16-16	74	46	120	5	6	114	40	0
2002	New Orleans	16-16	88	39	127	1	5	36	17	0
<b>6-YEAR TOTALS</b>		<b>94-89</b>	<b>441</b>	<b>183</b>	<b>624</b>	<b>10</b>	<b>28</b>	<b>464</b>	<b>91t</b>	<b>4</b>

## SAMMY KNIGHT'S NFL PLAYOFF STATISTICS

YEAR	TEAM	G-S	TACK.	ASST.	TOTAL	FUM. REC.	INT.	YDS.	LG	TD
2000	New Orleans	2-2	4	5	9	0	2	56	52	0

### ADDITIONAL STATS

**Forced Fumbles:** 1 in 2000, 2 in 2001, 2 in 2002 for total of 5

**Passes Defensed:** 12 in 1997, 9 in 1998, 6 in 1999, 9 in 2000, 10 in 2001, 17 in 2002 for total of 63 (P-4)

**Sacks:** 2 for 8 yards in 2000, 1 for 4 yards in 2001, 2 for 14 yards in 2002 for total of 5 for 26 yards

**Special Teams Tackles:** 9 in 1997, 3 in 1999, 3 in 2000 for total of 15

### SINGLE-GAME HIGHS

**Most Interceptions:**

- 3 at Buffalo, 9/9/01
- 2 at Carolina, 11/3/97
- 2 at Minnesota, 11/8/98
- \*2 vs. St. Louis, 12/30/00
- 2 at St. Louis, 10/28/01
- 2 vs. Carolina, 12/29/02

**Most Interception Return Yards:**

- 98 at Minnesota, 11/8/98
- \*56 vs. St. Louis, 12/30/00
- 40 at Buffalo, 9/9/01
- 40 vs. Indianapolis, 11/18/01
- 39 at Oakland, 11/9/97
- 39 at Arizona, 12/20/98

**Longest Interception Returns:**

- 91t at Minnesota, 11/8/98
- \*52 vs. St. Louis, 12/30/00
- 40 vs. Indianapolis, 11/18/01
- 39 at Oakland, 11/9/97
- 39t at Arizona, 12/20/98

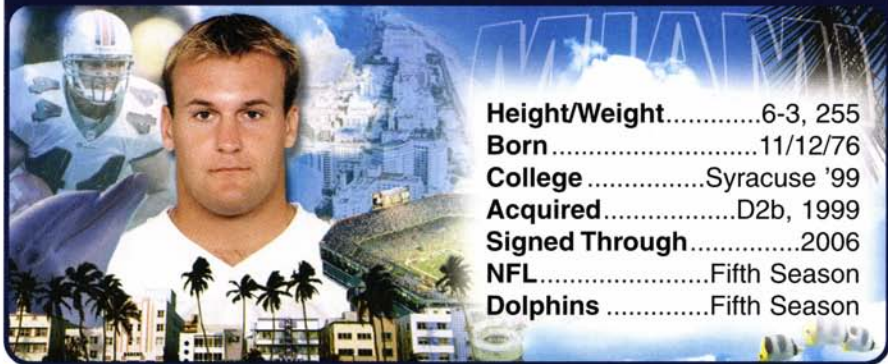
\* Playoff Game

## RECORD WHEN LEADING PLAYOFF GAMES

Of the 39 playoff games in the history of the Dolphins, Miami has led at the half on 15 occasions and in those 15 games, the Dolphins are 11-4. In all playoff games, Miami is 20-19.



## Rob Konrad • 44 • Fullback



Height/Weight.....6-3, 255  
Born.....11/12/76  
College.....Syracuse '99  
Acquired.....D2b, 1999  
Signed Through.....2006  
NFL.....Fifth Season  
Dolphins.....Fifth Season

### PRO CAREER

**2002** — Was re-signed to a four-year contract on March 1, 2003 . . . Played in all 16 games for the first time in his career, starting 12 of them . . . Rushed for two yards on three carries . . . Finished fourth on the team with 34 receptions for 233 yards and three touchdowns . . . Reception total equaled a career-high that he first set in his rookie season of 1999 . . . Touchdown total matched the figure that he attained over his first three years in the league combined . . . Also proved to be a key lead blocker for Pro Bowl running back Ricky Williams, who led the NFL with a Dolphins single-season record 1,853 rushing yards . . . There have been eight individual 1,000-yard rushing seasons in Dolphins history, and Konrad has blocked for two of them, including the 2000 season when he started 14 games as Lamar Smith ran for 1,139 yards . . . In season-opener vs. Detroit (9/8), posted four receptions for a season-high 35 yards . . . The four catches are tied for the third-highest receiving total of his career, while the yardage figure was the third-highest total as well . . . Only catch the following week at Indianapolis (9/15) was a nine-yard TD reception from Jay Fiedler . . . The score gave the Dolphins a 14-0 lead in their 21-13 victory over the Colts . . . His receiving touchdown, along with Ricky Williams' ten-yard scoring catch from Fiedler, marked the first time two Dolphin running backs had at least one touchdown reception each in a game since December 12, 1988 vs. Cleveland, when Jim Jensen and Lorenzo Hampton both caught a touchdown pass from Dan Marino . . . Had four catches for 28 yards, including a six-yard scoring catch from Fiedler, at Kansas City (9/29) . . . Accounted for the Dolphins' lone touchdown at N.Y. Jets (11/10) on a four-yard grab from Ray Lucas . . . Collected a season-high five catches, totaling 27 yards, in Monday night win vs. Chicago (12/9) . . . Reception total that night led the team.

### F I N S F A C T

At Syracuse, Rob was given the honor of wearing uniform No. 44 throughout his four-year career, the same jersey worn by former Syracuse and NFL running back greats Jim Brown, Ernie Davis and Floyd Little.

**2001** — Played in 12 regular season games, starting nine of them . . . Was inactive for four contests . . . Rushed for 22 yards and a touchdown on five carries, and caught five passes for 52 yards and a score . . . Sustained a left ankle sprain vs. Oakland (9/23) and was inactive for each of the next two contests (at St. Louis, 9/30 and vs. New England, 10/7) . . . Had two receptions for 13 yards, including an five-yard TD catch from Jay Fiedler, vs. Carolina (11/4) . . . It marked the second touchdown of his career and his first since his NFL debut, when he caught a 12-yard TD pass from Dan Marino in the 1999 opener, on September 13 at Denver . . . Rushed for 19 yards on three attempts in Monday night game vs. Indianapolis, including an 18-yard scoring run, the first rushing touchdown of his career and the longest run of his career . . . Was inactive for each of the final two games of the season (vs. Atlanta, 12/30; vs. Buffalo, 1/6/02) with a left rib cage injury with added complications of a pneumothorax condition sustained at New England (12/22) . . . Was placed on injured reserve with the injury on January 12, 2002 . . . Spent First-Round Playoff Game vs. Baltimore (1/13/02) on injured reserve.

**2000** — Started 14 of the 15 games in which he played . . . Was inactive for one contest . . . Rushed for 39 yards on 15 carries and caught 14 passes for 83 yards . . . Established himself as one of the better blocking fullbacks in the league in his first year as a full-time starter . . . Contributed to the resurgence of the Miami running game, which amassed 1,894 yards on the year, the most by a Dolphins team since 1984 . . . Also led the way for Lamar Smith, who rushed for 1,139 yards, the second-highest single-season total ever by a Dolphin at that time (now third) . . . Had numerous key blocks during the course of the year which helped spring Smith loose for 14 rushing touchdowns, also the second-highest single-season figure in club history at that time (now third) . . . Had a season-high 19 yards rushing on seven attempts in season-opener vs. Seattle (9/3) . . . Tallied a season-high two receptions on five occasions . . . Was inactive vs. Buffalo (10/8) with right knee and ankle sprains sustained the previous week at Cincinnati (10/1) . . . Only game that he played in but did not start was at San Diego (11/12) when the Dolphins opened with three wide receivers . . . Started one of the two playoff games following the 2000 season . . . Did not post any stats . . . Was an integral part of Lamar Smith's performance in a First-Round Playoff victory over Indianapolis (12/30) in which he rushed for 209 yards and two touchdowns on 40 attempts, the second-highest rushing total in NFL playoff history.

**1999** — Appeared in 15 regular season games during his rookie season including nine starts . . . Was inactive for one contest . . . Finished with 16 yards rushing on nine attempts and 34 receptions for 251 yards and a touchdown . . . Also recorded one tackle on special teams . . . Reception total ranked fifth on the team and second among running backs, trailing only Stanley Pritchett's 43 catches . . . Konrad's reception total also was the most by a Dolphins rookie since Terry Kirby caught 75 passes for 874 yards and three touchdowns in 1993 . . . Made NFL debut in season-opener at Denver (9/13) when he started at fullback . . . Rushed for seven yards on two attempts and caught three passes for 26 yards, including a 12-yard TD reception from Dan Marino, marking his first NFL touchdown . . . Became the first Dolphins rookie to have a receiving touchdown in a season-opener since Andre Brown caught a TD pass in his first game, on September 10, 1989 against Buffalo . . . Along with J.J. Johnson's touchdown run, it marked the first time in club history that two rookies scored in the initial game of the year . . . Along with a touchdown run by Karim Abdul-Jabbar in the Broncos contest, it marked the first time since September 3, 1995 vs. the N.Y. Jets that three Dolphin running backs scored in the same game (Bernie Parmalee, Irving Spikes, Keith Byars) . . . Was awarded an offensive game ball for his performance . . . Opened each of the first five contests of the season . . . Caught three passes for 48 yards, including a season-long reception of 25 yards, vs. Buffalo (10/4) . . . Was inactive vs. Philadelphia (10/24) . . . Closed out the season with ten catches for 68 yards, including a long of 18, at Washington (1/2/00) . . . His reception total in the Redskins game marked a new club rookie record, surpassing the previous mark of nine first set by Kirby on December 19, 1993 against Buffalo . . . It also tied for the third-most ever by a Dolphin in the regular season and tied for fourth-most overall, including playoffs . . . In addition, it tied for the most by a Dolphin in 1999 . . . Overall, his reception total in that game is tied for the second-most by a Dolphins running back in a game, trailing only the club-record 12 catches that Jim Jensen had on November 16, 1988 at New England . . . It was the most catches by a Dolphins running back in a game since Keith Byars also had ten on September 25, 1994 at Minnesota . . .

## DOLPHINS SINGLE-GAME RECEIVING BESTS

### ROOKIES

PLAYER	OPP., DATE	NO.
1. <b>ROB KONRAD</b>	at Wash., 1/2/00	10
2. Terry Kirby	vs. Buff., 12/19/93	9
3. Jack Clancy	at Oak., 11/19/67	8
Jack Clancy	vs. S.D., 12/10/67	8
Troy Stradford	vs. Pitt., 11/1/87	8
Terry Kirby	vs. NYG, 12/5/93	8

### ALL PLAYERS

PLAYER	OPP., DATE	NO.
1. Jim Jensen	at N.E., 11/6/88	12
2. O.J. McDuffie	at Buff., 12/30/95*	11
O.J. McDuffie	vs. NYJ, 12/13/98	11
4. <b>ROB KONRAD</b>	at Wash., 1/2/00	10
Ten other times by five players		

\* - playoff game

Appeared in both playoff games, including one start . . . Opened First-Round game at Seattle (1/9/00) . . . In two postseason contests, caught four passes for 37 yards, including three for 30 yards in Divisional game at Jacksonville (1/15/00) . . . Second of two second-round draft choices (43rd overall) of Miami in 1999.



## COLLEGE

Was a four-year letterman (1995-98) and three-year starter at Syracuse . . . Played in 39 games with 27 starts . . . Concluded his career with 1,516 yards rushing and 20 touchdowns on 295 attempts and 41 receptions for 473 yards and three scores . . . As a senior in 1998, rushed for 417 yards and seven touchdowns on 93 attempts and caught a career-high 20 passes for 196 yards and a pair of scores . . . Was a second-team All-Big East selection that year . . . Played in the Senior Bowl . . . Was a member of the school's Athletic Director's Honor Roll as a junior . . . Finished second on the team in his freshman season of 1995 with 433 yards rushing and seven touchdowns on 63 attempts . . . Ran for a career-high 130 yards and three touchdowns on ten carries against Pittsburgh . . . Earned degree in business.

## PERSONAL

Married to Tamy this past offseason, couple resides in Davie, Fla . . . Was a Parade, Blue Chip Illustrated, Super Prep and Prep Football Report All-America selection at St. John's Preparatory School in Danvers, Mass . . . Was chosen as a two-time All-State, All-League and league Most Valuable Player . . . Also lettered in track and basketball . . . Enjoys fishing and golfing in spare time . . . Has done charity work with the Shriners Hospital, the Boys & Girls Club and the United Way . . . Worked with kids that have Cystic Fibrosis at the Mercury Jr. Anglers Clinic, teaching them how to fish . . . Recently had a restaurant/tavern in Syracuse, N.Y. named after him, called "Konrad's" . . . Lists "Friends" as favorite television show and "A River Runs Through It" as favorite movie . . . Has been a weekly guest on WQAM Radio, the Dolphins flagship, each of the past three seasons . . . Full name is Robert L. Konrad, Jr., born November 12, 1976 in Rochester, N.Y.

### ROB KONRAD'S NFL REGULAR SEASON STATISTICS

YEAR	TEAM	G-S	ATT.	RUSHING				NO.	RECEIVING		
				YDS.	AVG.	LG	TD		YDS.	LG	TD
1999	Miami	15-9	9	16	1.8	5	0	34	251	25	1
2000	Miami	15-14	15	39	2.6	5	0	14	83	18	0
2001	Miami	12-9	5	22	4.4	18t	1	5	52	17	1
2002	Miami	16-12	3	2	0.7	2	0	34	233	19	3
4-YEAR TOTALS		58-44	32	79	2.5	18t	1	87	619	25	5

### ROB KONRAD'S NFL PLAYOFF STATISTICS

YEAR	TEAM	G-S	ATT.	RUSHING				NO.	RECEIVING		
				YDS.	AVG.	LG	TD		YDS.	LG	TD
1999	Miami	2-1	0	0	0.0	0	0	4	37	13	0
2000	Miami	2-1	0	0	0.0	0	0	0	0	0	0
2001	Miami			INJURED RESERVE							
PLAYOFF TOTALS		4-2	0	0	0.0	0	0	4	37	13	0

### ADDITIONAL STATS

Special Teams Tackles: 1 in 1999

Miscellaneous Fumble Recoveries: 1 in 1999, 1 in 2001 for total of 2

### SINGLE-GAME HIGHS

- Most Rushing Yards:** 19 vs. Seattle, 9/3/00  
19 vs. Indianapolis, 12/10/01  
11 at N.Y. Jets, 10/23/00
- Most Rushing Attempts:** 7 vs. Seattle, 9/3/00  
5 at N.Y. Jets, 10/23/00  
3 vs. Arizona, 9/19/99

	3	at Detroit, 11/5/00
	3	vs. Indianapolis, 12/10/01
<b>Longest Runs:</b>	18t	vs. Indianapolis, 12/10/01
	5	at Denver, 9/13/99
	5	vs. Seattle, 9/3/00
<b>Most Receptions:</b>	10	at Washington, 1/2/00
	5	vs. Chicago, 12/9/02
	4	at Indianapolis, 10/10/99
	4	vs. Detroit, 9/8/02
	4	at Kansas City, 9/29/02
<b>Most Receiving Yards:</b>	68	at Washington, 1/2/00
	48	vs. Buffalo, 10/4/99
	35	vs. Detroit, 9/8/02
<b>Longest Receptions:</b>	25	vs. Buffalo, 10/4/99
	19	vs. Detroit, 9/8/02
	18	at Washington, 1/2/00
	18	at Buffalo, 12/3/00

### 1999 GAME-BY-GAME STATISTICS

DATE	OPPONENT	P/S	RUSHING				RECEIVING				W/L	SCORE
			ATT.	YDS.	LG	TD	NO.	YDS.	LG	TD		
9/13	at Denver	S	2	7	5	0	3	26	12t	1	W	38-21
9/19	ARIZONA	S	3	3	2	0	2	12	7	0	W	19-16
10/04	BUFFALO	S	0	0	0	0	3	48	25	0	L	18-23
10/10	at Indianapolis	S	1	0	0	0	4	33	15	0	W	34-31
10/17	at New England	S	1	3	3	0	1	3	3	0	W	31-30
10/24	PHILADELPHIA		INACTIVE								W	16-13
10/31	at Oakland	P	0	0	0	0	1	11	11	0	W	16-9
11/7	TENNESSEE	S	0	0	0	0	1	8	8	0	W	17-0
11/14	at Buffalo	S	1	1	1	0	1	2	2	0	L	3-23
11/21	NEW ENGLAND	S	0	0	0	0	2	0	2	0	W	27-17
11/25	at Dallas	P	0	0	0	0	2	7	6	0	L	0-20
12/5	INDIANAPOLIS	P	0	0	0	0	0	0	0	0	L	34-37
12/12	at N.Y. Jets	S	0	0	0	0	3	29	13	0	L	20-28
12/19	SAN DIEGO	P	0	0	0	0	0	0	0	0	W	12-9
12/27	N.Y. JETS	P	0	0	0	0	1	4	4	0	L	31-38
1/2/00	at Washington	P	1	2	2	0	10	68	18	0	L	10-21
1/9/00	at Seattle#	S	0	0	0	0	1	7	7	0	W	20-17
1/15/00	at Jacksonville#	P	0	0	0	0	3	30	13	0	L	7-62
<b>1999 TOTALS</b>			<b>15-9</b>	<b>9</b>	<b>16</b>	<b>5</b>	<b>0</b>	<b>34</b>	<b>251</b>	<b>25</b>	<b>1</b>	<b>9-7</b>
<b>PLAYOFF TOTALS</b>			<b>2-1</b>	<b>0</b>	<b>0</b>	<b>0</b>	<b>0</b>	<b>4</b>	<b>37</b>	<b>13</b>	<b>0</b>	<b>1-1</b>

### 2000 GAME-BY-GAME STATISTICS

DATE	OPPONENT	P/S	RUSHING				RECEIVING				W/L	SCORE
			ATT.	YDS.	LG	TD	NO.	YDS.	LG	TD		
9/3	SEATTLE	S	7	19	5	0	2	6	3	0	W	23-0
9/10	at Minnesota	S	0	0	0	0	0	0	0	0	L	7-13
9/17	BALTIMORE	S	0	0	0	0	0	0	0	0	W	19-6
9/24	NEW ENGLAND	S	0	0	0	0	2	11	8	0	W	10-3
10/1	at Cincinnati	S	0	0	0	0	0	0	0	0	W	31-16
10/8	BUFFALO		INACTIVE								W	22-13
10/23	at N.Y. Jets	S	5	11	3	0	1	7	7	0	L	37-40*
10/29	GREEN BAY	S	0	0	0	0	1	-1	-1	0	W	28-20
11/5	at Detroit	S	3	9	4	0	2	10	8	0	W	23-8
11/12	at San Diego	P	0	0	0	0	1	5	5	0	W	17-7
11/19	N.Y. JETS	S	0	0	0	0	2	6	4	0	L	3-20
11/26	at Indianapolis	S	0	0	0	0	0	0	0	0	W	17-14
12/3	at Buffalo	S	0	0	0	0	1	18	18	0	W	33-6
12/10	TAMPA BAY	S	0	0	0	0	2	21	13	0	L	13-16
12/17	INDIANAPOLIS	S	0	0	0	0	0	0	0	0	L	13-20
12/24	at New England	S	0	0	0	0	0	0	0	0	W	27-24



## 2000 GAME-BY-GAME STATISTICS

DATE	OPPONENT	P/S	RUSHING				RECEIVING				W/L	SCORE
			ATT.	YDS.	LG	TD	NO.	YDS.	LG	TD		
12/30	INDIANAPOLIS#	P	0	0	0	0	0	0	0	0	W	23-17*
1/6/01	at Oakland#	S	0	0	0	0	0	0	0	0	L	0-27
<b>2000 TOTALS</b>		<b>15-13</b>	<b>15</b>	<b>39</b>	<b>5</b>	<b>0</b>	<b>14</b>	<b>83</b>	<b>18</b>	<b>0</b>	<b>11-5</b>	
<b>PLAYOFF TOTALS</b>		<b>2-1</b>	<b>0</b>	<b>0</b>	<b>0</b>	<b>0</b>	<b>0</b>	<b>0</b>	<b>0</b>	<b>0</b>	<b>1-1</b>	

## 2001 GAME-BY-GAME STATISTICS

DATE	OPPONENT	P/S	RUSHING				RECEIVING				W/L	SCORE
			ATT.	YDS.	LG	TD	NO.	YDS.	LG	TD		
9/9	at Tennessee	S	0	0	0	0	0	0	0	0	W	31-23
9/23	OAKLAND	S	0	0	0	0	0	0	0	0	W	18-15
9/30	at St. Louis		INACTIVE								L	10-42
10/7	NEW ENGLAND		INACTIVE								W	30-10
10/14	at N.Y. Jets	P	0	0	0	0	0	0	0	0	L	17-21
10/28	at Seattle	P	0	0	0	0	1	15	15	0	W	24-20
11/4	CAROLINA	S	1	1	1	0	2	13	8	1	W	23-6
11/11	at Indianapolis	S	1	2	2	0	0	0	0	0	W	27-24
11/18	N.Y. JETS	S	0	0	0	0	0	0	0	0	L	0-24
11/25	at Buffalo	S	0	0	0	0	0	0	0	0	W	34-27
12/2	DENVER	P	0	0	0	0	0	0	0	0	W	21-10
12/10	INDIANAPOLIS	S	3	19	18t	1	1	17	17	0	W	41-6
12/16	at San Francisco	S	0	0	0	0	0	0	0	0	L	0-21
12/22	at New England	S	0	0	0	0	1	7	7	0	L	13-20
12/30	ATLANTA		INACTIVE								W	21-14
1/6/02	BUFFALO		INACTIVE								W	34-7
1/13/02	BALTIMORE#		INJURED RESERVE								L	3-20
<b>2001 TOTALS</b>		<b>12-9</b>	<b>5</b>	<b>22</b>	<b>18t</b>	<b>1</b>	<b>5</b>	<b>52</b>	<b>17</b>	<b>1</b>	<b>11-5</b>	
<b>PLAYOFF TOTALS</b>			<b>INJURED RESERVE</b>								<b>0-1</b>	

## 2002 GAME-BY-GAME STATISTICS

DATE	OPPONENT	P/S	RUSHING				RECEIVING				W/L	SCORE
			ATT.	YDS.	LG	TD	NO.	YDS.	LG	TD		
9/8	DETROIT	S	1	-1	-1	0	4	35	19	0	W	49-21
9/15	at Indianapolis	P	0	0	0	0	1	9	9	1	W	21-13
9/22	N.Y. JETS	S	0	0	0	0	1	6	6	0	W	30-3
9/29	at Kansas City	S	0	0	0	0	4	28	9	1	L	30-48
10/6	NEW ENGLAND	S	1	1	1	0	2	14	13	0	W	26-13
10/13	at Denver	S	0	0	0	0	2	13	7	0	W	24-22
10/20	BUFFALO	S	0	0	0	0	2	13	8	0	L	10-23
11/4	at Green Bay	S	1	2	2	0	3	21	8	0	L	10-24
11/10	at N.Y. Jets	P	0	0	0	0	2	12	8	1	L	10-13
11/17	BALTIMORE	S	0	0	0	0	2	9	6	0	W	26-7
11/24	SAN DIEGO	S	0	0	0	0	3	19	9	0	W	30-3
12/1	at Buffalo	S	0	0	0	0	0	0	0	0	L	21-38
12/9	CHICAGO	S	0	0	0	0	5	27	11	0	W	27-9
12/15	OAKLAND	P	0	0	0	0	0	0	0	0	W	23-17
12/21	at Minnesota	S	0	0	0	0	2	15	13	0	L	17-20
12/29	at New England	P	0	0	0	0	1	12	12	0	L	24-27*
<b>2002 TOTALS</b>		<b>16-12</b>	<b>3</b>	<b>2</b>	<b>2</b>	<b>0</b>	<b>34</b>	<b>233</b>	<b>19</b>	<b>3</b>	<b>9-7</b>	

\* - overtime # - playoff game

# ROB KONRAD'S RUSHING BREAKDOWN


	2002						CAREER					
	G	NO	YDS	AVG	LG	TD	G	NO	YDS	AVG	LG	TD
Buffalo	2	0	0	0.0	0	0	6	1	1	1.0	1	0
Miami	-	-	-	-	-	-	-	-	-	-	-	-
New England	2	1	1	1.0	1	0	7	2	4	2.0	3	0
N.Y. Jets	2	0	0	0	0	0	8	5	11	2.2	3	0
<b>AFC East</b>	<b>6</b>	<b>1</b>	<b>1</b>	<b>1.0</b>	<b>1</b>	<b>0</b>	<b>21</b>	<b>8</b>	<b>16</b>	<b>2.0</b>	<b>3</b>	<b>0</b>
Baltimore	1	0	0	0.0	0	0	2	0	0	0.0	0	0
Cincinnati	-	-	-	-	-	-	1	0	0	0.0	0	0
Cleveland	-	-	-	-	-	-	-	-	-	-	-	-
Pittsburgh	-	-	-	-	-	-	-	-	-	-	-	-
<b>AFC Central</b>	<b>1</b>	<b>0</b>	<b>0</b>	<b>0.0</b>	<b>0</b>	<b>0</b>	<b>3</b>	<b>0</b>	<b>0</b>	<b>0.0</b>	<b>0</b>	<b>0</b>
Houston	-	-	-	-	-	-	-	-	-	-	-	-
Indianapolis	1	0	0	0.0	0	0	7	5	21	4.2	18	1
Jacksonville	-	-	-	-	-	-	-	-	-	-	-	-
Tennessee	-	-	-	-	-	-	2	0	0	0.0	0	0
<b>AFC South</b>	<b>1</b>	<b>0</b>	<b>0</b>	<b>0.0</b>	<b>0</b>	<b>0</b>	<b>9</b>	<b>5</b>	<b>21</b>	<b>4.2</b>	<b>18</b>	<b>1</b>
Denver	1	0	0	0.0	0	0	3	2	7	3.5	5	0
Kansas City	1	0	0	0.0	0	0	1	0	0	0.0	0	0
Oakland	1	0	0	0.0	0	0	3	0	0	0.0	0	0
San Diego	1	0	0	0.0	0	0	3	0	0	0.0	0	0
<b>AFC West</b>	<b>4</b>	<b>0</b>	<b>0</b>	<b>0.0</b>	<b>0</b>	<b>0</b>	<b>10</b>	<b>2</b>	<b>7</b>	<b>3.5</b>	<b>5</b>	<b>0</b>
<b>AFC Total</b>	<b>12</b>	<b>1</b>	<b>1</b>	<b>1.0</b>	<b>1</b>	<b>0</b>	<b>43</b>	<b>15</b>	<b>44</b>	<b>2.9</b>	<b>18</b>	<b>1</b>
Dallas	-	-	-	-	-	-	1	0	0	0.0	0	0
N.Y. Giants	-	-	-	-	-	-	-	-	-	-	-	-
Philadelphia	-	-	-	-	-	-	-	-	-	-	-	-
Washington	-	-	-	-	-	-	1	1	2	2.0	2	0
<b>NFC East</b>	<b>-</b>	<b>-</b>	<b>-</b>	<b>-</b>	<b>-</b>	<b>-</b>	<b>2</b>	<b>1</b>	<b>2</b>	<b>2.0</b>	<b>2</b>	<b>0</b>
Chicago	1	0	0	0.0	0	0	1	0	0	0.0	0	0
Detroit	1	1	-1	-1.0	-1	0	2	4	8	2.0	4	0
Green Bay	1	1	2	2.0	2	0	2	1	2	2.0	2	0
Minnesota	1	0	0	0.0	0	0	2	0	0	0.0	0	0
<b>NFC Central</b>	<b>4</b>	<b>2</b>	<b>1</b>	<b>0.5</b>	<b>2</b>	<b>0</b>	<b>7</b>	<b>5</b>	<b>10</b>	<b>2.0</b>	<b>4</b>	<b>0</b>
Atlanta	-	-	-	-	-	-	-	-	-	-	-	-
Carolina	-	-	-	-	-	-	1	1	1	1.0	1	0
New Orleans	-	-	-	-	-	-	-	-	-	-	-	-
Tampa Bay	-	-	-	-	-	-	1	0	0	0.0	0	0
<b>NFC South</b>	<b>-</b>	<b>-</b>	<b>-</b>	<b>-</b>	<b>-</b>	<b>-</b>	<b>2</b>	<b>1</b>	<b>1</b>	<b>1.0</b>	<b>1</b>	<b>0</b>
Arizona	-	-	-	-	-	-	1	3	3	1.0	2	0
St. Louis	-	-	-	-	-	-	-	-	-	-	-	-
San Francisco	-	-	-	-	-	-	1	0	0	0.0	0	0
Seattle	-	-	-	-	-	-	2	7	19	2.7	5	0
<b>NFC West</b>	<b>-</b>	<b>-</b>	<b>-</b>	<b>-</b>	<b>-</b>	<b>-</b>	<b>4</b>	<b>10</b>	<b>22</b>	<b>2.2</b>	<b>5</b>	<b>0</b>
<b>NFC Total</b>	<b>4</b>	<b>2</b>	<b>1</b>	<b>0.5</b>	<b>2</b>	<b>0</b>	<b>15</b>	<b>17</b>	<b>35</b>	<b>2.1</b>	<b>5</b>	<b>0</b>
Home	8	2	0	0.0	1	0	27	16	42	2.6	18	1
Road	8	1	2	2.0	2	0	31	16	37	2.3	5	0
1st Down	16	2	1	0.5	2	0	58	12	24	2.0	2	0
2nd Down	16	1	1	1.0	1	0	58	11	27	2.5	5	0
3rd Down	16	0	0	0.0	0	0	58	7	8	1.1	2	0
4th Down	16	0	0	0.0	0	0	58	2	20	10.0	18	1
1st Half	16	3	2	0.7	2	0	58	17	29	1.7	2	0
2nd Half	16	0	0	0.0	0	0	58	15	50	3.3	18	1
Overtime	1	0	0	0.0	0	0	2	0	0	0.0	0	0
Grass	13	3	2	0.7	2	0	44	26	67	2.6	18	1
Turf	3	0	0	0.0	0	0	14	6	12	2.0	4	0
Aug./Sept.	4	1	-1	-1.0	-1	0	13	13	28	2.2	5	0
October	3	1	1	1.0	1	0	11	8	15	1.9	3	0
November	4	1	2	2.0	2	0	16	7	15	2.1	4	0
Dec./Jan.	5	0	0	0.0	0	0	18	4	21	5.3	18	1
Games 1-8	8	3	2	0.7	2	0	28	25	49	2.0	5	0
Games 9-16	8	0	0	0.0	0	0	30	7	30	4.3	18	1
Wins	9	2	0	0.0	1	0	34	24	63	2.6	5	1
Losses	7	1	2	2.0	2	0	24	8	16	2.0	3	0
Ties	-	-	-	-	-	-	-	-	-	-	-	-



# ROB KONRAD'S RECEIVING BREAKDOWN

	2002						CAREER					
	G	NO	YDS	AVG	LG	TD	G	NO	YDS	AVG	LG	TD
Buffalo	2	2	13	6.5	8	0	6	7	81	11.6	25	0
Miami	-	-	-	-	-	-	-	-	-	-	-	-
New England	2	3	26	8.7	13	0	7	9	47	5.2	13	0
N.Y. Jets	2	3	18	6.0	8	1	8	10	64	6.4	13	1
<b>AFC East</b>	<b>6</b>	<b>8</b>	<b>57</b>	<b>7.1</b>	<b>13</b>	<b>1</b>	<b>21</b>	<b>26</b>	<b>192</b>	<b>7.4</b>	<b>25</b>	<b>1</b>
Baltimore	1	2	9	4.5	6	0	2	2	9	4.5	6	0
Cincinnati	-	-	-	-	-	-	1	0	0	0.0	0	0
Cleveland	-	-	-	-	-	-	-	-	-	-	-	-
Pittsburgh	-	-	-	-	-	-	-	-	-	-	-	-
<b>AFC Central</b>	<b>1</b>	<b>2</b>	<b>9</b>	<b>4.5</b>	<b>6</b>	<b>0</b>	<b>3</b>	<b>2</b>	<b>9</b>	<b>4.5</b>	<b>6</b>	<b>0</b>
Houston	-	-	-	-	-	-	-	-	-	-	-	-
Indianapolis	1	1	9	9.0	9	1	7	6	59	9.8	17	1
Jacksonville	-	-	-	-	-	-	-	-	-	-	-	-
Tennessee	-	-	-	-	-	-	2	1	8	8.0	8	0
<b>AFC South</b>	<b>1</b>	<b>1</b>	<b>9</b>	<b>9.0</b>	<b>9</b>	<b>1</b>	<b>9</b>	<b>7</b>	<b>67</b>	<b>9.6</b>	<b>17</b>	<b>1</b>
Denver	1	2	13	6.5	7	0	3	5	39	7.8	12	1
Kansas City	1	4	28	7.0	9	1	1	4	28	7.0	9	1
Oakland	1	0	0	0.0	0	0	3	1	11	11.0	11	0
San Diego	1	3	19	6.3	9	0	3	4	24	6.0	9	0
<b>AFC West</b>	<b>4</b>	<b>9</b>	<b>60</b>	<b>6.7</b>	<b>9</b>	<b>1</b>	<b>10</b>	<b>14</b>	<b>102</b>	<b>7.3</b>	<b>12</b>	<b>2</b>
<b>AFC Total</b>	<b>12</b>	<b>20</b>	<b>135</b>	<b>6.8</b>	<b>13</b>	<b>3</b>	<b>43</b>	<b>49</b>	<b>370</b>	<b>7.6</b>	<b>25</b>	<b>4</b>
Dallas	-	-	-	-	-	-	1	2	7	3.5	6	0
N.Y. Giants	-	-	-	-	-	-	-	-	-	-	-	-
Philadelphia	-	-	-	-	-	-	-	-	-	-	-	-
Washington	-	-	-	-	-	-	1	10	68	6.8	18	0
<b>NFC East</b>	<b>-</b>	<b>-</b>	<b>-</b>	<b>-</b>	<b>-</b>	<b>-</b>	<b>2</b>	<b>12</b>	<b>75</b>	<b>6.3</b>	<b>18</b>	<b>0</b>
Chicago	1	5	27	5.4	11	0	1	5	27	5.4	11	0
Detroit	1	4	35	8.8	19	0	2	6	45	7.5	19	0
Green Bay	1	3	21	7.0	8	0	2	4	20	5.0	8	0
Minnesota	1	2	15	7.5	13	0	2	2	15	7.5	13	0
<b>NFC Central</b>	<b>4</b>	<b>14</b>	<b>98</b>	<b>7.0</b>	<b>19</b>	<b>0</b>	<b>7</b>	<b>17</b>	<b>107</b>	<b>6.3</b>	<b>19</b>	<b>0</b>
Atlanta	-	-	-	-	-	-	-	-	-	-	-	-
Carolina	-	-	-	-	-	-	1	2	13	6.5	8	1
New Orleans	-	-	-	-	-	-	-	-	-	-	-	-
Tampa Bay	-	-	-	-	-	-	1	2	21	10.5	13	0
<b>NFC South</b>	<b>-</b>	<b>-</b>	<b>-</b>	<b>-</b>	<b>-</b>	<b>-</b>	<b>2</b>	<b>4</b>	<b>34</b>	<b>8.5</b>	<b>13</b>	<b>1</b>
Arizona	-	-	-	-	-	-	1	2	12	6.0	7	0
St. Louis	-	-	-	-	-	-	-	-	-	-	-	-
San Francisco	-	-	-	-	-	-	1	0	0	0.0	0	0
Seattle	-	-	-	-	-	-	2	3	21	7.0	15	0
<b>NFC West</b>	<b>-</b>	<b>-</b>	<b>-</b>	<b>-</b>	<b>-</b>	<b>-</b>	<b>4</b>	<b>5</b>	<b>33</b>	<b>6.6</b>	<b>15</b>	<b>0</b>
<b>NFC Total</b>	<b>4</b>	<b>14</b>	<b>98</b>	<b>7.0</b>	<b>19</b>	<b>0</b>	<b>15</b>	<b>38</b>	<b>249</b>	<b>6.6</b>	<b>19</b>	<b>1</b>
Home	8	19	123	6.5	19	0	27	40	263	6.6	25	1
Road	8	15	110	7.3	13	3	31	47	356	7.6	18	4
1st Down	16	16	110	6.9	13	1	58	47	332	7.1	25	2
2nd Down	16	16	110	6.9	19	1	58	35	242	6.9	19	2
3rd Down	16	2	13	6.5	9	1	58	5	45	9.0	18	1
4th Down	16	0	0	0.0	0	0	58	0	0	0.0	0	0
1st Half	16	17	128	7.5	19	1	58	39	298	7.6	25	2
2nd Half	16	17	105	6.2	13	2	58	47	314	6.7	18	3
Overtime	1	0	0	0.0	0	0	2	1	7	7.0	7	0
Grass	13	31	209	6.7	19	2	44	70	476	6.8	25	4
Turf	3	3	24	8.0	13	1	14	17	143	8.4	18	1
Aug./Sept.	4	10	78	7.8	19	2	13	20	148	7.4	19	3
October	3	6	40	6.7	13	0	11	17	141	8.3	25	0
November	4	10	61	6.1	9	1	16	23	112	4.9	9	2
Dec./Jan.	5	8	54	6.8	13	0	18	27	218	8.1	18	0
Games 1-8	8	19	139	7.3	19	2	28	43	331	7.7	25	4
Games 9-16	8	15	94	6.3	13	1	30	44	288	6.5	18	1
Wins	9	20	132	6.6	19	1	34	47	314	6.7	19	3
Losses	7	14	101	7.2	13	2	24	40	305	7.6	25	2
Ties	-	-	-	-	-	-	-	-	-	-	-	-

# Omare Lowe • 25 • Cornerback



Height/Weight.....6-1, 195  
 Born.....4/20/78  
 College .....Washington '02  
 Acquired.....D5a, 2002  
 Signed Through.....2004  
 NFL .....Second Season  
 Dolphins .....Second Season

## PRO CAREER

**2002** — Saw action in one game during his rookie season . . . Dressed but did not play in two contests, was inactive for 13 others . . . Did not post any stats . . . Only playing time on the year came vs. Buffalo (10/20) . . . First of two fifth-round draft choices (161st overall) by Miami in 2002.

## FINS & FACT

A foster child at eight years of age following the death of his mother, Omare was adopted by his elementary school teacher.



## COLLEGE

Was a four-year letterman (1998-2001) at Washington who started each of his final two years . . . Concluded his career with 100 tackles, five interceptions and a school-record 24 pass breakups . . . Started all ten games as a senior . . . Recorded 40 tackles, an interception for a touchdown, a sack and nine pass breakups . . . Also blocked a field goal and caught a 24-yard pass on a fake punt . . . Was named the Pac 10 Player of the Week against Michigan when he notched ten tackles, blocked a field goal that was recovered by the Huskies for a touchdown and intercepted a pass that he brought back 21 yards for a score . . . Was an honorable mention All-Pac 10 selection as a senior . . . Posted a career-best two interceptions during his junior season of 2000 when he opened 11 games . . . Earned B.S. in communications.

## PERSONAL

Single . . . Prepped at Tahoma High School in Maple Valley, Washington, where he was an option quarterback . . . Also lettered in basketball and track . . . Won the 110 high hurdles (14.2), the 300 intermediate hurdles (37.94) and was part of the state championship 1,600-meter relay team (3:23.07) at the 1997 track championships his senior year . . . Has assisted in building houses for Habitat for Humanity . . . As a former foster child, has done charity work for "His House", which houses foster children in Miami . . . Enjoys water sports in spare time . . . Lists "Braveheart" as favorite movie, "SportsCenter" as favorite television show, "Spy Game" as favorite book and Jay-Z as favorite recording artist . . . Growing up, Randall Cunningham was his favorite player . . . Full name is Omare Gerald Lowe, born April 20, 1978 in Seattle, Wash.

## OMARE LOWE'S NFL REGULAR SEASON STATISTICS

YEAR	TEAM	G-S	TACK.	ASST.	TOTAL	FUM. REC.	INT.	YDS.	LG	TD
2002	Miami	1-0	0	0	0	0	0	0	0	0



## Sam Madison • 29 • Cornerback

**Height/Weight**.....5-11, 185  
**Born**.....4/23/74  
**College** .....Louisville '97  
**Acquired**.....D2, 1997  
**Signed Through**.....2007  
**NFL** .....Seventh Season  
**Dolphins** .....Seventh Season

### PRO CAREER

**2002** – Started all 16 games at right cornerback . . . Registered 31 tackles (27 solo), three interceptions for 15 yards and a team-high 14 passes defended . . . Along with DE Jason Taylor and LB Zach Thomas, served as a tri-captain on defense . . . First interception of the year came vs. New England (10/6) when he picked off a Tom Brady pass . . . Also defended two passes in the Dolphins' 26-13 win over the Patriots . . . Posted a season-high five tackles, while also picking off a Brian Griese pass and returning it 15 yards, in 24-22 win at Denver (10/13) . . . The interception occurred on the first series of the fourth quarter, and Madison brought it back to the Dolphins' 48, setting up a Ricky Williams two-yard TD run six plays later, giving the Dolphins a 14-12 lead . . . The interception also was his 25th as a Dolphin, moving him ahead of Louis Oliver and William Judson into sole possession of fourth place on the Dolphins' career list . . . It also was one of a season-high five passes defended for Madison on the night, as he was awarded a defensive game ball . . . Collected four tackles and intercepted a Daunte Culpepper pass at Minnesota (12/21) . . .

**CAREER INTERCEPTIONS:** Madison has had five multiple-interception games in his career, with the last coming in the 2000 season-opener, on September 3 against Seattle at Pro Player Stadium, when he picked off a pair of Jon Kitna passes . . . Since Madison became a starter in 1998, he has recorded 25 interceptions . . . This total is tied for the second-most in the NFL during this span:

### MOST INTERCEPTIONS IN THE NFL OVER THE LAST FIVE SEASONS

(1998-02)

PLAYER	TEAM(S)	1998	1999	2000	2001	2002	5-YEAR TOTALS
1. Rod Woodson	S.F., Balt., Oak.	6	7	4	3	8	28
2. <b>SAM MADISON</b>	<b>MIAMI</b>	<b>8</b>	<b>7</b>	<b>5</b>	<b>2</b>	<b>3</b>	<b>25</b>
Donnie Abraham	T.B., N.Y. Jets	1	7	7	6	4	25
Darren Sharper	Green Bay	0	3	9	6	7	25
5. Terrell Buckley	Mia., Den., N.E.	8	3	6	3	4	24
Ray Buchanan	Atlanta	7	4	6	5	2	24

In addition, Madison's career total of 26 interceptions is fourth on the Dolphins' all-time chart:

## MIAMI DOLPHINS ALL-TIME INTERCEPTION LEADERS

PLAYER	YEARS	INTs	YEAR	YEARS	INTs
1. Jake Scott	1970-75	35	7. Gerald Small	1978-83	23
2. Dick Anderson	1968-77	34	8. Terrell Buckley	1995-99	22
3. Glenn Blackwood	1979-87	29	Curtis Johnson	1970-78	22
4. <b>SAM MADISON</b>	<b>1997-02</b>	<b>26</b>	Tim Foley	1970-80	22
5. William Judson	1982-89	24			
Louis Oliver	1989-93,	24			
	1995-96				

**PRO BOWL:** Was an alternate for the AFC Pro Bowl squad, and made the team after teammate Patrick Surtain could not play because of a knee injury . . . One of seven Dolphins selected, the most by a Dolphins team since the 2000 season when they had seven representatives as well . . . For Madison, it was his fourth straight trip to the Pro Bowl . . . Along with LB Zach Thomas, they are the first Dolphins selected to four straight Pro Bowl squads since T Richmond Webb earned the honor seven times in a row, from 1990-96 . . . They became the first Dolphin defenders chosen to the Pro Bowl four consecutive times since LB John Offerdahl was voted five straight seasons (1986-90) . . . Recorded one of six interceptions on the day for the AFC as they came away with a 45-20 victory.

**2001** – Started all 13 games in which he played at right cornerback . . . Was inactive for three contests . . . Along with Zach Thomas, served as a co-captain on defense . . . Finished the year with 30 total tackles (23 solo), two interceptions and 13 passes defended . . . Part of the No. 1 ranked pass defense in the NFL in 2001, one which yielded an average of only 176.8 yards a contest . . . Registered a season-high six tackles in opener at Tennessee (9/9), when he also came up with an interception . . . It marked the fourth interception of his career off Titans QB Steve McNair, his most off any quarterback, just ahead of Drew Bledsoe (3) and Peyton Manning (3) . . . Second interception of the year came in the second quarter at Indianapolis (11/11) when he picked off a Manning pass at the Dolphins' 3 after the Colts had a first-and-10 from the Dolphins' 41 . . . Sustained a right shoulder A/C joint separation on the play and was forced permanently from the game . . . Was inactive for each of the next three weeks with the injury . . . The first game that he missed was vs. N.Y. Jets (11/18), ending a string of 57 straight contests in which Madison had started and played . . . Prior to the Jets game, the last time Madison sat out was on December 14, 1997 at Indianapolis due to a right ankle injury . . . Started First-Round Playoff game vs. Baltimore (1/13/02) . . . Was credited with one tackle . . .

**POSTSEASON HONORS:** For the third consecutive year, was named as a starter to the AFC Pro Bowl squad . . . He did not play in the game, however, because of a shoulder injury . . . Also was a second-team Associated Press All-Pro selection and a Pro Football Weekly All-AFC pick . . . Along with LB Zach Thomas, who was also chosen to his third straight Pro Bowl in 2001, they were the first Dolphins to be voted three years in-a-row or more since T Richmond Webb earned the honor seven consecutive times (1990-96) . . . Madison and Thomas became the first Dolphin defenders to be chosen three or more straight times since LB John Offerdahl (1986-90) . . . Madison was the first Dolphin to be selected as a starter three or more straight times since Webb (1992-95), while he was the first Dolphin defender to earn such an honor since Offerdahl (1988-90).

**2000** – Signed a seven-year contract extension through the 2007 season on June 21, 2000 . . . Started all 16 regular season games at right cornerback . . . Finished the year with 40 total tackles (38 solo) . . . Came up with five interceptions, 16 passes defended, two fumble recoveries and three forced fumbles . . . Scored one touchdown on the year via a fumble return . . . Key part of a defensive unit which ranked third in the AFC and fifth in the NFL in pass defense, allowing an average of only 181.3 passing yards a game . . . Also part of a defense that amassed an NFL-high 28 interceptions, tied for the fourth-highest single-season total in team history . . . Underwent surgery following the season, on February 13, 2001 . . . Had surgery to remove bone spurs from his right ankle . . . The surgery was performed by Dr. Robert Mills at Holy Cross Hospital in Fort Lauderdale . . .

**INTERCEPTIONS:** Five interceptions tied for second on the team, along with Brock Marion and Patrick Surtain, and tied for ninth in the AFC . . . Along with Brian Walker's seven interceptions, it marked the first time since 1981 that an NFL team had at least four players record five or more interceptions in the same season . . . That year, the feat was accomplished by Tampa Bay's Cedric Brown (nine), Mike Washington (six), Neal Colzie (six) and Cecil Johnson (five) . . . It was the first time in Dolphins history that this has occurred . . . Madison had one game



with two interceptions in 2000, giving him five multiple-interception games in his career . . .

**POSTSEASON HONORS:** For the second consecutive year, was named as a starter to the AFC Pro Bowl squad . . . Joined six other Dolphins in the game, marking Miami's most representatives since they also had seven following the 1984 season . . . In addition, Madison was a first-team All-Pro choice by the Associated Press, Pro Football Weekly, The Sporting News, Football Digest and USA Today . . . Was a second-team All-Pro pick by College & Pro Football Newsweekly . . . Also was selected to the "All-Iron" team, as chosen by CBS analyst Phil Simms . . . Was the recipient of the Dolphins Jasper MVP by the Florida Sports Awards . . .

**GAME HIGHLIGHTS:** In season-opener vs. Seattle (9/3) came up with two interceptions as the Dolphins held the Seahawks to 72 net passing yards in a 23-0 victory . . . Returned one of the interceptions 34 yards, the third-longest return of his career . . . It marked the fifth multiple-interception game of his career . . . Recorded a season-high five tackles at Minnesota (9/10) when he also defended a pass and forced a fumble . . . Had three tackles, a pass defended and a fumble recovery vs. Buffalo (10/8) . . . Scooped up a Sammy Morris fumble and raced 20 yards into the end zone to give the Dolphins a 22-13 lead with 4:45 to play in the game . . . Notched interceptions in games at N.Y. Jets (10/23), at San Diego (11/12) and at Buffalo (12/3) . . . Had three tackles, a pass defended and a forced fumble at Detroit (11/5) . . . Forced fumble occurred when he stripped Lions RB Larry Foster of the ball at the Dolphins' 3, the ball rolled into the end zone and Dolphins CB Patrick Surtain recovered . . . Recorded four tackles, a fumble recovery and a forced fumble vs. Indianapolis (12/17) . . . Started both playoff games following the 2000 season at right cornerback . . . Was credited with eight tackles (6 solo) and a pass defended.

**1999** – Started all 16 regular season games at right cornerback . . . Finished with 52 total tackles (43 solo) and a team-high seven interceptions for 164 yards, including a touchdown . . . Also tied for the team lead with 15 passes defended . . . Tackle total tied for ninth on the team . . . In a vote of his teammates, was voted as permanent co-captain on defense, along with linebacker Zach Thomas . . . Underwent arthroscopic surgery following the season, on February 10, 2000 to remove loose bodies from his left knee . . . The surgery was performed by Dr. Dan Kanell at Holy Cross Hospital in Fort Lauderdale . . .

**INTERCEPTIONS:** Tied for the NFL-lead in interceptions, along with Baltimore's Rod Woodson, Kansas City's James Hasty, Tampa Bay's Donnie Abraham and Philadelphia's Troy Vincent . . . Became the third Dolphin to lead or share the league lead in interceptions . . . Dick Westmoreland had an AFL-high ten in 1967 and Dick Anderson led the NFL with eight in 1973 . . . His seven interceptions are tied for the ninth-highest total by a Dolphin in a season, and he now owns two of the nine highest single-season interception totals in club history . . . Had two games of two or more interceptions in 1999 with three vs. Tennessee (11/7) and two vs. Arizona (9/19) . . . From 1998-99, Madison totaled 15 interceptions, the most by a Dolphin in consecutive seasons, surpassing the previous best of 14, achieved by both Dick Westmoreland (four in 1966, 10 in 1967) and Jake Scott (eight in 1974, six in 1975) . . .

**POSTSEASON HONORS:** Was selected as a starter to the AFC Pro Bowl squad, joining kicker Olindo Mare and linebacker Zach Thomas on the team . . . The three representatives marked Miami's most since the 1995 season when they had four selections . . . It was the first Pro Bowl of Madison's career . . . Overall, he became the fourth Dolphins defensive back to be named, joining Dick Anderson (1972-74), Jake Scott (1971-75), and Tim Foley (1979), and the first cornerback . . . In addition, Madison was a first-team All-Pro selection by the Associated Press, USA Today, Sports Illustrated, The Sporting News, Pro Football Weekly and Football Digest . . . He also was chosen as the NFL Alumni Association's Defensive Back of the Year . . . In a vote of the South Florida media and the fans, Madison was chosen as the team's Dan Marino MVP award winner for 1999 as well . . .

**PLAYER OF THE WEEK:** Was named AFC Defensive Player of the Week three times in 1999 . . . He was cited for his performances in wins vs. Arizona (9/19), at New England (10/17) and vs. Tennessee (11/7) . . . They were the first three AFC weekly honors of his NFL career . . . Since this award was first given out by the NFL in 1984, Madison was just the second player to win it three times in the same season, joining Cincinnati safety David Fulcher, who came away with the award three times in 1989 . . .

**GAME HIGHLIGHTS:** Had three tackles and two interceptions that he returned a total of 29 yards (15 and 14 yards) vs. Arizona (9/19) . . . It marked the third multiple-interception game of his career . . . Was named AFC Defensive Player of the Week his performance, the first such honor of his career . . . Was credited with four tackles at New England (10/17) when he held Patriots wide receiver Terry Glenn without a reception . . . That effort earned Madison his second AFC Defensive Player of the Week Award of the season . . . Had three tackles and three interceptions that he returned a total of 101 yards, including a career-long return of 42 yards, in 17-0 victory vs. Tennessee (11/7) . . . It was the fourth multiple-interception game of

his career and marked a new career-high, earning him his third AFC Defensive Player of the Week award of the year . . . His three interceptions tied for the second-most in a game in Dolphins history, a figure achieved seven previous times in the regular season, most recently by Louis Oliver on October 4, 1992 at Buffalo, and eight times overall, including playoffs . . . The three interceptions are surpassed only by the team-record of four, set by Dick Anderson on December 3, 1973 against Pittsburgh . . . Madison's 101 return yards currently is the fourth-highest single-game total in club history and the most since Oliver amassed a club-record 170 yards in that Bills contest in 1992 . . . Had a season-high eight tackles with an interception and two passes defended vs. New England (11/21) . . . Had three tackles and an interception that he returned 21 yards for a touchdown vs. Indianapolis (12/5) . . . It was the first touchdown of Madison's career and it was the 16th interception of his career, tying him with J.B. Brown for 11th on the Dolphins' all-time list . . . Started both playoff games following the 1999 season at right cornerback . . . Recorded seven tackles and two passes defended.

**1998** – Emerged as one of the best young cornerbacks in the NFL in his first season as a starter . . . Opened all 16 regular season games and both playoff contests at right cornerback . . . Finished the regular season ranked fourth on the team with 59 total tackles . . . Led club with 23 passes defended . . . Tied for team lead, along with Terrell Buckley, and tied for second in the AFC and in the NFL with eight interceptions . . . Also notched one sack during the course of the year . . .

**INTERCEPTIONS:** Picked off eight passes in 1998 (114 yards in returns), seven more than his total from his rookie season of 1997 . . . Eight interceptions also tied for the second-highest single-season total in franchise history, along with Terrell Buckley, trailing only Dick Westmoreland, who picked off ten passes in 1967:

### DOLPHINS SINGLE-SEASON INTERCEPTION LEADERS

YEAR	PLAYER	INTs	YEAR	PLAYER	INTs
1. 1967	Dick Westmoreland	10	1998	<b>SAM MADISON</b>	<b>8</b>
2. 1966	Willie West	8	1998	Terrell Buckley	8
1968	Dick Anderson	8	9. 1971	Jake Scott	7
1970	Dick Anderson	8	1980	Gerald Small	7
1973	Dick Anderson	8	1999	<b>SAM MADISON</b>	<b>7</b>
1974	Jake Scott	8	2000	Brian Walker	7

In addition, along with Terrell Buckley's eight interceptions, the pair combined for 16 interceptions on the year, the highest figure by a tandem from the same team in the NFL in 1998 and also tied for the ninth highest in the NFL since the 1970 NFL-AFL merger:

### TOP NFL INTERCEPTION TANDEMS (SINCE 1970)

TEAM	YEAR	PLAYER	INTS	PLAYER	INTS	TOTAL
1. Dallas	1981	Everson Walls	11	Dennis Thurman	9	20
2. Los Angeles	1976	Monte Jackson	10	Rod Perry	8	18
Houston	1979	Mike Reinfeldt	12	J.C. Wilson	6	18
Seattle	1984	Kenny Easley	10	Dave Brown	8	18
5. Philadelphia	1971	Bill Bradley	11	Leroy Keyes	6	17
Baltimore	1977	Lyle Blackwood	10	Stan White	7	17
Kansas City	1980	Gary Barbaro	10	Eric Harris	7	17
St. Louis	1997	Ryan McNeil	9	Keith Lyle	8	17
9. MIAMI	1998	<b>SAM MADISON</b>	<b>8</b>	<b>TERRELL BUCKLEY</b>	<b>8</b>	<b>16</b>
Detroit	1970	Dick LeBeau	9	Lem Barney	7	16
Kansas City	1974	Emmitt Thomas	12	Kerry Reardon	4	16
Minnesota	1975	Paul Krause	10	Bobby Bryant	6	16
Buffalo	1977	Tony Greene	9	Mario Clark	7	16
Cleveland	1978	Thom Darden	10	Oliver Davis	6	16
Oakland	1980	Lester Hayes	13	Mike Davis	3	16
San Fran.	1981	Dwight Hicks	9	Ronnie Lott	7	16
Green Bay	1984	Tom Flynn	9	Tim Lewis	7	16
San Fran.	1986	Ronnie Lott	10	Tim McKyer	6	16
Chicago	1990	Mark Carrier	10	Lemuel Stinson	6	16
Tampa Bay	2001	Ronde Barber	10	Donnie Abraham	6	16



Buckley and Madison's combined interception total also is the highest figure in Dolphins history:

## MOST INTERCEPTIONS BY A DOLPHINS TANDEM IN A SEASON

YEAR	PLAYER	INTs	PLAYER	INTs	TOTAL
1. 1998	<b>SAM MADISON</b>	8	<b>TERRELL BUCKLEY</b>	8	16
2. 1967	Dick Westmoreland	10	Jimmy Warren	4	14
3. 1966	Willie West	8	Jimmy Warren	5	13
1970	Dick Anderson	8	Lloyd Mumphord	5	13
			Jake Scott	5	13

Madison and Buckley, along with Arizona's Kwamie Lassiter, finished the season tied for second in the NFL in interceptions in 1998:

## NFL INTERCEPTION LEADERS IN 1998

PLAYER	TEAM	INTs	YARDS	AVG.	LG	TD
1. Ty Law	New England	9	133	14.8	59t	1
2. <b>SAM MADISON</b>	<b>MIAMI</b>	8	114	14.3	35	0
Terrell Buckley	Miami	8	157	19.8	61	1
Kwamie Lassiter	Arizona	8	80	10.0	29	0
5. Ray Buchanan	Atlanta	7	102	14.6	34	0
Jimmy Hitchcock	Minnesota	7	242	34.6	79t	3
Shawn Springs	Seattle	7	142	20.3	56t	2

**GAME HIGHLIGHTS:** In 21-0 shutout win vs. Pittsburgh (9/20), recorded two tackles and five passes defended, including two interceptions for 21 yards, marking the first multiple-interception game of his career . . . Was awarded a defensive game ball for his performance in the Steelers game . . . Notched two tackles and two passes defended, including an interception, vs. Indianapolis (11/8), and earned a game ball . . . Recorded seven tackles and two interceptions in Monday night game at New England (11/23), when he returned a pair of Drew Bledsoe passes a total of 58 yards, including a long return of 31 . . . Received a game ball vs. New Orleans (11/29) when he tallied three tackles and an interception . . . Had three tackles, a sack and three passes defended, including an interception, at Oakland (12/6) . . . The sack, a 6-yard loss of Raiders QB Donald Hollas, was the first of his career . . . Was awarded a defensive game ball in the Raiders contest . . . Posted eight tackles and three passes defended, including an interception of a John Elway pass that he returned a season-long 35 yards, in Monday night win over Denver (12/21) . . . Wrapped up the season with nine tackles in finale at Atlanta (12/27) . . . Started both playoff games following the 1998 season at right cornerback . . . Finished third on the team with ten total tackles. . . Tied for first with two passes defended . . . Registered six tackles in First-Round win vs. Buffalo (1/2/99) . . .

**POSTSEASON HONORS:** Following the 1998 season, was named a first-team All-Pro by Sports Illustrated, a second-team Associated Press All-Pro, a first-team All-AFC selection by Football News, and a second-team All-Pro choice by Football Digest.

**1997** — Played in 14 games with three starts in rookie season . . . Finished with 20 tackles (16 solo), an interception, four passes defended and a forced fumble . . . Added one stop on special teams . . . Missed two games during the preseason schedule . . . Underwent arthroscopic surgery on July 30 for the removal of a loose body from his left ankle that was causing irritation and discomfort . . . Surgery was performed at HealthSouth Doctors' Hospital in Coral Gables by Dr. John Uribe and Dr. Dan Kanell . . . Made his initial NFL start, at right cornerback, at New England (11/23) . . . Also started the following week at Oakland (11/30), and came up with two tackles and two passes defended, including the first interception of his career, returning a Jeff George pass 21 yards . . . Played sparingly in a reserve role vs. Detroit (12/7) due to right ankle injury . . . Did not play the following week at Indianapolis (12/14) due to soreness in the ankle . . . Returned to starting lineup at right cornerback for season finale vs. New England (12/22), and tallied a season-high six tackles, which led the team that night . . . Also forced a fumble in the game . . . Opened at right cornerback in First-Round Playoff game at New England (12/28) and posted three tackles and a pass defended . . . Second-round draft choice (44th overall) by Miami in 1997.

## COLLEGE

Was a four-year letterman (1993-96) and three-year starter for the Cardinals . . . Set Louisville career records for interceptions (16) and passes defended (44) . . . Named a second-team All-America and first-team All-Conference USA pick as a senior . . . Finished with 52 tackles, two sacks, six interceptions (including one for a TD) and 16 passes defended . . . Added three receptions for 143 yards and a touchdown, and returned two kickoffs for 42 yards . . . Had a 41-yard interception return for a touchdown against Kentucky his senior season . . . Had a 51-yard scoring reception against Michigan State that year as well . . . Was a third-team All-America selection his junior season . . . Registered 65 tackles, two sacks, 13 passes defended and seven interceptions, which ranked fourth in the nation . . . Seven interceptions were one shy of the school record of eight held by current Atlanta Falcon Ray Buchanan . . . Started every game as a sophomore and recorded 67 tackles, two forced fumbles, 11 passes defended and an interception . . . Saw action in a reserve role at wide receiver and cornerback as a redshirt freshman, when he finished with 17 tackles, a fumble recovery, four passes defended and an interception . . . Redshirted as a freshman . . . Majored in justice administration.

## PERSONAL

Sam and his wife, Saskia, have a son, Kellen (6/12/03) . . . Family resides in Ft. Lauderdale . . . Attended Florida A&M High School in Tallahassee, where he played wide receiver and defensive back . . . Also lettered in basketball, baseball and track and field . . . Advanced to the state finals in the triple jump and long jump . . . Lists "Belly" as favorite movie, "Martin" as favorite television show, and Tupac Shakur as favorite recording artist . . . Along with other Dolphins defensive backs, has been part of the "Prudential No Passing Zone" program, which in conjunction with Prudential, has helped 2,300 children from the Broward Boys & Girls Clubs attend Dolphins home games . . . Has assisted in building houses in Miami for Habitat for Humanity . . . Each December, Madison hosts 100 children from the Boys & Girls Clubs of Broward County as part of "Sam's Shopping Spree" giving each child a holiday shopping spree of \$150 at The Sports Authority . . . This past offseason, hosted the First Annual Sam Madison Celebrity Amputee Golf Classic in Orlando, which raised awareness on the abilities of amputees and benefited the American Diabetes Association and WTH Bliss, Inc. (a motor vehicle accident victim fund) . . . In October, 2001, hosted his first annual "Madison's Gridiron Halloween Party" benefiting the Boys & Girls Clubs of Broward County . . . Was part of a defensive backfield that won the team's Community Service Award for 1999 . . . In 2000, formed his own charitable organization called "Madison Avenue for Kids" . . . Rap star Trick Daddy is wearing Madison's jersey No. 29 on the cover of the performer's most recent album . . . Full name is Samuel A. Madison, Jr., born April 23, 1974 in Monticello, Fla.

### SAM MADISON'S NFL REGULAR SEASON STATISTICS

YEAR	TEAM	G-S	TACK.	ASST.	TOTAL	FUM. REC.	INT.	YDS.	LG	TD
1997	Miami	14-3	16	4	20	0	1	21	21	0
1998	Miami	16-16	43	16	59	0	8	114	35	0
1999	Miami	16-16	43	9	52	0	7	164	42	1
2000	Miami	16-16	38	2	40	2	5	80	34	0
2001	Miami	13-13	23	7	30	0	2	0	0	0
2002	Miami	16-16	27	4	31	0	3	15	15	0
<b>6-YEAR TOTALS</b>		<b>91-80</b>	<b>190</b>	<b>42</b>	<b>232</b>	<b>2</b>	<b>26</b>	<b>394</b>	<b>42</b>	<b>1</b>



## SAM MADISON'S NFL PLAYOFF STATISTICS

YEAR	TEAM	G-S	TACK.	ASST.	TOTAL	FUM. REC.	INT.	YDS.	LG	TD
1997	Miami	1-1	1	2	3	0	0	0	0	0
1998	Miami	2-2	8	2	10	0	0	0	0	0
1999	Miami	2-2	6	1	7	0	0	0	0	0
2000	Miami	2-2	6	2	8	0	0	0	0	0
2001	Miami	1-1	0	1	1	0	0	0	0	0
<b>PLAYOFF TOTALS</b>		<b>8-8</b>	<b>21</b>	<b>8</b>	<b>29</b>	<b>0</b>	<b>0</b>	<b>0</b>	<b>0</b>	<b>0</b>

### ADDITIONAL STATS

**Fumble Returned For Touchdown:** 20 yards vs. Buffalo (10/8/00)

**Passes Defensed:** 4 in 1997, 23 in 1998, 15 in 1999, 16 in 2000, 13 in 2001, 14 in 2002 for total of 85 (P-6)

**Sacks:** 1 in 1998

**Forced Fumbles:** 1 in 1997, 3 in 2000 for total of 4

**Special Teams Tackles:** 1 in 1997

### SINGLE-GAME CAREER-HIGHS

**Most Interceptions:**

- 3 vs. Tennessee, 11/7/99
- 2 vs. Pittsburgh, 9/20/98
- 2 at New England, 11/23/98
- 2 vs. Arizona, 9/19/99
- 2 vs. Seattle, 9/3/00


**Most Interception Return Yards:**

- 101 vs. Tennessee, 11/7/99
- 58 at New England, 11/23/98
- 38 vs. Seattle, 9/3/00

**Longest Interception Returns:**

- 42 vs. Tennessee, 11/7/99
- 35 vs. Denver, 12/21/98
- 34 vs. Seattle, 9/3/00

## Olindo Mare • 10 • Kicker



**Height/Weight**.....5-10, 190

**Born**.....6/6/73

**College** .....Syracuse '96

**Acquired** .....FA, 1997

**Signed Through**.....2006

**NFL** .....Seventh Season

**Dolphins** .....Seventh Season

### PRO CAREER

**2002** – Played in all 16 regular season games . . . Connected on 24 of 31 field goals and 42 of 43 PATs for a team-high 114 points, a total that ranked sixth in the AFC . . . Marked the fourth time in his six NFL seasons that he surpassed the 100-point plateau . . . Of his 84 kickoffs on the year, 12 went for touchbacks, the third-

### F I N S F A C T

Olindo earned a scholarship to Syracuse after he and his father, Gino, sent out tapes of him kicking the ball on an empty field at light posts.



highest total in the AFC and fourth in the NFL . . . Dolphins were second in the AFC and in the NFL as their opponents' average drive start was the 27.3 . . . Hit a pair of 50+-yard field goals on the year, the second-highest total of his career . . . Added six tackles on kickoff coverage during the course of the year . . . Enters the 2003 season having played in 96 consecutive contests, covering all six seasons of his NFL career . . .

**GAME HIGHLIGHTS:** Posted a career-best seven PATs in 49-21 opening-day victory over Detroit (9/8) . . . That figure also tied a Dolphins record for most PATs in a game, along with the seven extra points kicked by Garo Yepremian on November 12, 1972 vs. New England, Yepremian again on November 24, 1977 at St. Louis, and Pete Stoyanovich, on September 3, 1995 vs. the N.Y. Jets . . . Established a season-high with three field goals among four attempts in 30-3 win over N.Y. Jets (9/22) . . . This included a 53-yard field goal, tied for the second-longest of his career and tied for the fourth-longest in Dolphins history during the regular season . . . Converted all three field goal attempts the following week at Kansas City (9/29), as he made good from 42, 29 and 25 yards out . . . Lone missed PAT on the year occurred the following week vs. New England (10/6) . . . Only field goal the week afterwards at Denver (10/13) was a 53-yarder with six seconds to play to give the Dolphins a 24-22 victory on a Sunday night . . . With Broncos K Jason Elam having converted a 55-yard field goal with 45 seconds to play, giving Denver a 22-21 lead, it marked the first time in NFL history that a kicker from each team has accounted for a field goal of 50 yards or longer with less than a minute to play in a game . . . For Mare, it was the seventh fourth-quarter game-winning field goal of his career, and it was the longest fourth quarter game winning kick he converted in his career . . . Connected on field goals of 42 and 49 yards out in win vs. Baltimore (11/17), marking the first time he kicked two or more field goals of 40 yards or longer in a game since December 24, 2000 at New England when he connected from 47 and 49 yards away . . . Also hit on three of four field goals in wins over San Diego (11/24) and Oakland (12/15) . . .

**CAREER POINTS:** In his career, Mare has amassed 687 points, third in franchise history . . . He needs just 88 points to surpass Pete Stoyanovich for second and 144 more to overtake Garo Yepremian for first:

### MIAMI DOLPHINS ALL-TIME RECORD FOR POINTS

PLAYER	YEARS	TDs	FGs	PATs	POINTS
1. Garo Yepremian	1970-78	0	165	335	830
2. Pete Stoyanovich	1989-95	0	178	252	774
3. <b>OLINDO MARE</b>	<b>1997-02</b>	<b>0</b>	<b>160</b>	<b>207</b>	<b>687</b>
4. Uwe von Schamann	1979-84	0	101	237	540
5. Mark Clayton	1983-92	82	0	0	492

**CAREER FIELD GOALS:** In his career, Mare has made good on 160 field goals, the third-highest total in franchise history . . . He needs just six more to move past Garo Yepremian for second and 17 more to surpass Pete Stoyanovich for first:

### MIAMI DOLPHINS ALL-TIME RECORD FOR FIELD GOALS

PLAYER	YEARS	FIELD GOALS
1. Pete Stoyanovich	1989-95	176
2. Garo Yepremian	1970-78	165
3. <b>OLINDO MARE</b>	<b>1997-02</b>	<b>160</b>
4. Uwe von Schamann	1979-84	101
5. Fuad Reveiz	1985-88	53

**FIELD GOAL FREQUENCY:** In his career, Mare has kicked four or more field goals in a game nine times, and the Dolphins are 7-2 in those games . . . He has accounted for three or more field goals in a game 24 times during the regular season and 25 occasions overall, including playoffs, and the Dolphins are 20-4 in such games in the regular season and 21-4 including playoffs . . . Mare kicked three or more field goals in a game four times in 2002, and the Dolphins were 3-1 in those instances . . .

**FIELD GOAL ACCURACY:** In his career, Mare now has connected on 160 of his 192 field goal attempts . . . This percentage of .833 ranks second in NFL history among kickers with at least 100 career regular season field goals made . . . Mare's 42-yard field goal (his second FG of the game) on October 23, 2000 at the N.Y. Jets was his 100th career field goal made, officially qualifying him to be ranked among the NFL's all-time field goal accuracy leaders:



## NFL'S ALL-TIME FIELD GOAL ACCURACY LEADERS

PLAYER	TEAM(S)	YEARS	FG	FGA	PCT.
1. Mike Vanderjagt*	Indianapolis	1998-02	137	161	.851
2. <b>OLINDO MARE*</b>	<b>MIAMI</b>	<b>1997-02</b>	<b>160</b>	<b>192</b>	<b>.833</b>
3. John Carney*	T.B., Rams, S.D., N.O.	1988-02	321	391	.821
4. Adam Vinatieri*	New England	1996-02	187	229	.817
5. Matt Stover*	Cleve., Baltimore	1991-02	288	353	.816

\* - active player

In addition, Mare's success rate of .833 is the best career accuracy mark in Dolphins history (minimum 50 attempts):

## MIAMI DOLPHINS ALL-TIME LEADERS IN FIELD GOAL ACCURACY

PLAYER	YEARS	FG	FGA	PCT.
1. <b>OLINDO MARE</b>	<b>1997-02</b>	<b>160</b>	<b>192</b>	<b>.833</b>
2. Pete Stoyanovich	1989-95	176	222	.793
3. Fuad Reveiz	1985-88	53	72	.736
4. Garo Yepremian	1970-78	165	242	.682
5. Uwe von Schamann	1979-84	101	149	.678

In his career Mare is 154-179 (86.0%) of field goals from less than 50 yards . . . He also has made 76 of his last 80 field goal attempts from less than 40 yards away, dating back to 1998 . . . Mare also made his first 65 extra points of his career before missing a PAT on December 27, 1998 at Atlanta . . . He missed the second extra point of his career on September 17, 2000 vs. Baltimore, hitting on 32 consecutive PATs between those misses . . . He missed his third career extra point on December 10, 2001 vs. Indianapolis, hitting on 57 consecutive extra points between misses . . . His fourth and last extra point miss came on October 6, 2002 vs. New England . . .

**GAME WINNING KICKS:** In his career, Mare is seven of eight in potential game-winning situations in the fourth quarter in his career, having missed only on a 54-yard attempt at Jacksonville on October 12, 1998, with the score tied at 21 apiece with 2:44 remaining, in a contest that the Jaguars would go on to win, 28-21 . . . Overall in his career in the fourth quarter, he has kicked ten field goals that either tied the game (in a win) or gave the Dolphins their final lead . . .

## OLINDO MARE'S GAME-TYING OR WINNING FOURTH QUARTER OR OVERTIME KICKS

DATE	OPPONENT	LENGTH OF SITUATION	FIELD GOAL	FINAL W/L	SCORE
9/7/97	Tennessee	Tied 13-13 with 12:45 left in overtime	29 yards	W	16-13 (OT)
10/5/97	Kansas City	Tied at 14-14 with 5:40 left in regulation	26 yards	W	17-14
12/7/97	Detroit	Tied at 30-30 with :04 left in regulation	42 yards	W	33-30
10/25/98	New England	Miami trailing 9-6 with :49 left in regulation	25 yards		
		Tied at 9-9 with 10:24 left in overtime	43 yards	W	12-9 (OT)
12/5/99	Indianapolis	Miami trailing 34-31 with :36 left in regulation	32 yards	L	34-37
12/19/99	San Diego	Miami trailing 9-6 with 6:06 left in regulation	30 yards		
		Tied at 9-9 with 3:22 left in regulation	31 yards	W	12-9
12/24/00	at New England	Tied at 24-24 with :09 left in regulation	49 yards	W	27-24

## OLINDO MARE'S GAME-TYING OR WINNING FOURTH QUARTER OR OVERTIME KICKS (Cont'd)

DATE	OPPONENT	LENGTH OF SITUATION	FIELD GOAL	FINAL W/L	SCORE
11/25/01	at Buffalo	Miami trailing 27-24 with 1:11 left in regulation	39 yards	W	34-27
11/0/13/02	at Denver	Miami trailing 22-21 with 0:06 left in regulation	53 yards	W	24-22

**LONG FIELD GOALS:** With seven field goals of 50 yards or longer in his career, Mare is second on the Dolphins' all-time list in this category, trailing only Pete Stoyanovich, who converted 16 field goals of 50 yards or longer:

## DOLPHINS KICKERS WITH FIELD GOALS OF 50 OR MORE YARDS

PLAYER	DATE	OPPONENT	DISTANCE
Pete Stoyanovich	November 12, 1989	at New York Jets	59
	January 5, 1991	Kansas City	58*
	September 27, 1992	at Seattle	53
	September 29, 1991	at New York Jets	53
	October 28, 1990	at Indianapolis	53
	October 10, 1993	at Cleveland	52
	November 22, 1992	Houston	52
	September 22, 1991	Green Bay	52
	October 8, 1995	Indianapolis	51
	January 17, 1993	Buffalo	51*
	September 23, 1990	at New York Giants	51
	November 16, 1992	Buffalo	50
	December 9, 1991	Cincinnati	50
	December 27, 1993	at San Diego	50
	October 30, 1994	at New England	50
	December 17, 1995	at Buffalo	50
OLINDO MARE	OCTOBER 24, 1999	PHILADELPHIA	54
	OCTOBER 17, 1999	AT NEW ENGLAND	53
	SEPTEMBER 22, 2002	N.Y. JETS	53
	OCTOBER 13, 2002	AT DENVER	53
	SEPTEMBER 19, 1999	ARIZONA	51
	DECEMBER 22, 1997	NEW ENGLAND	50
	JANUARY 9, 2000	AT SEATTLE	50*
Garo Yepremian	October 22, 1972	Buffalo	54
	September 16, 1973	San Francisco	53
	December 5, 1976	Buffalo	53
	October 1, 1972	at Minnesota	51
	December 16, 1972	Baltimore	50
Uwe von Schamann	October 21, 1979	at New England	53
	November 13, 1983	at New England	52
	September 4, 1983	at Buffalo	50
Fuad Reveiz	November 16, 1986	at Buffalo	52
	January 4, 1986	Cleveland	51*

\* Playoff game

In addition, Mare's 54-yard field goal on October 24, 1999 vs. Philadelphia is tied for the second longest regular season field goal in Dolphins history (tied for third longest overall,



including playoffs), and along with his 53-yard field goals on October 17, 1999 at New England, September 22, 2002 vs. N.Y. Jets, and October 13, 2002 at Denver, Mare's four longest field goals of his career now all rank among the five longest in franchise history:

## LONGEST FIELD GOALS BY A DOLPHIN

PLAYER	DATE	OPPONENT	DISTANCE
1. Pete Stoyanovich	11/12/89	at N.Y. Jets	59
2. Pete Stoyanovich	1/5/91	vs. Kansas City*	58
3. Garo Yepremian	10/22/72	vs. Buffalo	54
<b>OLINDO MARE</b>	<b>10/24/99</b>	<b>VS. PHILADELPHIA</b>	<b>54</b>
<b>5. OLINDO MARE</b>	<b>10/17/99</b>	<b>AT NEW ENGLAND</b>	<b>53</b>
<b>OLINDO MARE</b>	<b>9/22/02</b>	<b>N.Y. JETS</b>	<b>53</b>
<b>OLINDO MARE</b>	<b>10/13/02</b>	<b>AT DENVER</b>	<b>53</b>
Six other times			53

\* Playoff game

**2001** – Was re-signed to a six-year contract through the 2006 season on March 1, 2001 . . . Played in all 16 regular season games . . . Connected on 19 of 21 field goals and 39 of 40 PATs for a team-high 96 points . . . Conversion rate on field goals of .905 was the best in the NFL in 2001 and marked a new Dolphins single-season record . . . Of his 73 kickoffs on the year, 12 went for touchbacks, tied for the second-highest total in the AFC and in the NFL . . . Dolphins led the AFC and were fourth in the NFL as their opponents' average drive start was the 26.2 . . . Was a first-alternate for the AFC Pro Bowl squad . . .

**GAME HIGHLIGHTS:** Converted each of his first 13 attempts of the season, including a season-best 3 of 3 in 30-10 win vs. New England (10/7) . . . Hit field goals from 19, 34 and 27 yards out that day . . . Surpassed the 500-point plateau for his career in the Patriots contest and also moved past Mark Clayton (492) into fourth on the Dolphins' all-time points list . . . In addition, five of his seven kickoffs went for touchbacks . . . Two weeks later at Seattle, connected on a season-long 46-yard kick . . . Tied a season-high by hitting on all three of his field goal attempts in 23-6 win over Carolina (11/4) as he hit from 36, 45 and 29 yards away . . . After hitting on a pair of attempts from 31 yards out the following week in win at Indianapolis (11/11), missed wide right on a 42-yard attempt vs. N.Y. Jets (11/18), snapping his string of 13 straight field goals made in 2001 . . . Having been successful on his last two attempts of 2000, Mare's streak was 15 straight field goals, the fourth-longest such streak in club history . . . It also ended a string of 21 straight successful field goals at Pro Player Stadium during the regular season, dating back to 1999 . . . Converted both field goals at Buffalo (11/25), including a 39-yarder with 1:11 to play in regulation to tie the game at 27 as the Dolphins went on to win, 34-27, on a Jay Fiedler to Chris Chambers 32-yard TD pass just 23 seconds afterward . . . It was the ninth time in his career that he kicked a field goal in the fourth quarter that either tied a game the Dolphins went on to win or gave the Dolphins their final lead in their victory . . . Missed PAT in 41-6 win vs. Indianapolis (12/10) marked just the third missed extra point of his career in 168 attempts . . . Accounted for the Dolphins' only points in a 20-3 First-Round loss to Baltimore (1/13/02) with a 33-yard field goal in the first quarter, which gave Miami a 3-0 lead . . .

**FIELD GOAL ACCURACY:** On the year in 2001, Mare hit on 19 of 21 attempts, a success rate of 90.5% . . . That figure eclipsed the Dolphins single-season record that Mare had set each of the previous two years, with an 84.8% mark in 1999 (34 of 46) and a 90.3% clip in 2000 (28 of 31) . . . In addition, his success rate in '01 was the best in the NFL . . .

## MIAMI DOLPHINS SINGLE-SEASON FIELD GOAL ACCURACY LEADERS

PLAYER	YEAR	FG	FGA	PCT.
<b>1. OLINDO MARE</b>	<b>2001</b>	<b>19</b>	<b>21</b>	<b>.905</b>
<b>2. OLINDO MARE</b>	<b>2000</b>	<b>28</b>	<b>31</b>	<b>.903</b>
<b>3. OLINDO MARE</b>	<b>1999</b>	<b>39</b>	<b>46</b>	<b>.848</b>
4. Pete Stoyanovich	1990	21	25	.840
5. Pete Stoyanovich	1991	31	37	.838

**2000** – Converted 28 of 31 field goals and 33 of 34 PATs for a team-leading 117 points in 2000 . . . Point total ranked fourth in the AFC and ninth in the NFL . . . 90.3% success rate on field

goals not only marked a new team single-season standard to that point (now second), but also was third-best in the AFC and fifth in the NFL . . . Of his 72 kickoffs, seven went for touchbacks . . . Also had three tackles on kickoff coverage . . .

**SCORING:** On December 10 against Tampa Bay at Pro Player Stadium, Mare went over the 100-point plateau for the season, marking the second straight year and third time in his NFL career that he attained this mark . . . He also became the first Dolphin to post consecutive 100-point seasons since Pete Stoyanovich had six in-a-row from 1990-95 . . . Garo Yepremian (3, 1971-73) is the only other Dolphin to have three or more 100 point seasons . . . Point total in 2000 is tied for the fifth-highest single-season point figure in club history, and Mare now owns three of the seven highest single-season point totals in franchise history:

### MIAMI DOLPHINS SINGLE-SEASON SCORING LEADERS

PLAYER	YEAR	POINTS
1. OLINDO MARE	1999	144
2. Pete Stoyanovich	1992	124
3. Pete Stoyanovich	1991	121
4. Pete Stoyanovich	1995	118
5. Garo Yepremian	1971	117
OLINDO MARE	1997	117
OLINDO MARE	2000	117

**FIELD GOALS:** Mare's 28 field goals in 2000 were second in the AFC and tied for fifth in the NFL . . . In addition, it tied for the fourth-highest single-season total in Dolphins history . . . Mare now owns three of the six highest single-season field goal totals in club history:

### MIAMI DOLPHINS SINGLE-SEASON FIELD GOAL LEADERS

PLAYER	YEAR	FIELD GOALS
1. OLINDO MARE	1999	39
2. Pete Stoyanovich	1991	31
3. Pete Stoyanovich	1992	30
Garo Yepremian	1971	28
OLINDO MARE	1997	28
OLINDO MARE	2000	28

**CONSECUTIVE FIELD GOALS:** After connecting on each of his first 11 attempts of the 2000 season, Mare missed wide left on a 44-yard attempt in the second quarter of a Monday night game at N.Y. Jets (10/23) . . . Following that miss, he went on to convert each of his next 16 attempts, ending with a 47-yard attempt that went wide right in the third quarter of the season finale at New England (12/24) . . . That streak of 16 straight successful field goals is tied for the second-longest streak in club history, along with Garo Yepremian . . . Mare holds the record with 19 consecutive successful field goals, a feat he achieved in 1999:

### MOST CONSECUTIVE FIELD GOALS IN DOLPHINS HISTORY

PLAYER	STREAK	GAMES, YEAR
1. OLINDO MARE	19	3-7, 1999
2. Garo Yepremian	16	8-16, 1978
OLINDO MARE	16	8-16, 2000

**2000 POSTSEASON HONORS:** Following the season, Mare was an All-Pro selection by USA Today . . .

**2000 GAME HIGHLIGHTS:** Recorded 13 points on 3-4 FGs and 4-4 PATs at N.Y. Jets (10/23) . . . Had two field goals of longer than 40 yards (42,44) . . . His 42-yarder was the 100th field goal of his career and qualified him among the NFL's all-time leaders in field goal accuracy . . . Registered a season-high 15 points on 4-4 FGs and 3-3 PATs at Buffalo (12/3) . . . Point total also tied for the second-highest output of his career . . . Four field goals marked a season-best and tied for the second-highest single-game total of his career, while also tying for the third-highest single-game total in club history . . . Scored nine points on 2-4 FGs and 3-3 PATs in season finale at New England (12/24) . . . Hit first attempt of the game, from 47 yards out, to extend his streak of successful field goals to 16, tied for the



second-longest in Dolphins history . . . Streak was snapped when he missed wide right on a 47-yard attempt in the third quarter, just his second miss of the season . . . Missed wide left on a 28-yard attempt in the fourth quarter, the shortest miss of his NFL career . . . With the scored tied at 24 apiece with nine seconds to play, came on to convert a season-long 49-yarder to give the Dolphins a 27-24 victory and the AFC East title . . . It was his first fourth quarter or overtime game-winning kick of the year and the sixth of his career . . . Of the six, it marked his longest . . . Hit on 1-2 FGs and 2-2 PATs in the playoffs following the 2000 season . . . Missed a 38-yarder and made good from 38 yards in First-Round victory vs. Indianapolis (12/30) . . . Did not have an attempt in Divisional contest at Oakland (1/6/01).

**1999** – Had the most prolific season of any kicker in Dolphins history . . . Converted 39 of his 46 field goal attempts for a success rate of 84.8%, including a long kick of 54 yards . . . His 39 field goals and 84.8% accuracy mark both were team single-season records (accuracy mark now third) . . . Field goal total also represented a new NFL single-season record and were the most in the league in 1999. . . It was the third time that a Dolphin led or shared the NFL lead in field goals . . . Pete Stoyanovich twice tied with Chip Lohmiller for that distinction, with 31 in 1991 and 30 in 1992 . . . Overall on the year, hit on a career-high three field goals of 50 yards or longer . . . Connected on all 27 of his PATs, giving him 144 points for the season, establishing a new club single-season standard in that category as well . . . Point total was second-most in the NFL in 1999, one point shy of Indianapolis' Mike Vanderjagt, who had 145 . . . In addition 20 of his 84 kickoffs went for touchbacks, the second-most touchbacks in the NFL in 1999, trailing only Jacksonville's Steve Lindsey, who had 22 . . . Also recorded four tackles on special teams and punted once for 36 yards . . .

**POINTS:** Posted a Dolphins single-season record 144 points in 1999, eclipsing the old mark of 124, first set by Pete Stoyanovich in 1992. . . Mare notched a season-high 21 points on October 17 at New England . . . That total is the third-most in a game in Dolphins history and is the most by a kicker . . . It trails the team-record 24 accounted for by both Paul Warfield (vs. Detroit, 12/15/73) and Mark Ingram (at N.Y. Jets, 11/27/94) . . . In addition, his 144 points are tied for the seventh-most by an NFL player in a season without scoring a touchdown:

### NFL SINGLE-SEASON SCORING LEADERS WITHOUT A TOUCHDOWN

PLAYER	TEAM	YEAR	POINTS
1. Gary Anderson	Minnesota	1998	164
2. Mark Moseley	Washington	1983	161
3. Chip Lohmiller	Washington	1991	149
4. Jim Turner	N.Y. Jets	1968	145
John Kasay	Carolina	1996	145
Mike Vanderjagt	Indianapolis	1999	145
<b>7. OLINDO MARE</b>	<b>MIAMI</b>	<b>1999</b>	<b>144</b>
Kevin Butler	Chicago	1985	144

**FIELD GOALS:** In 1999, Mare broke the Dolphins and NFL single-season record for field goals with 39 . . . The club record had been held by Pete Stoyanovich, who kicked 31 in 1991 . . . The NFL mark had been held by John Kasay, who booted 37 with Carolina in 1996:

### NFL SINGLE-SEASON FIELD GOAL LEADERS

PLAYER	TEAM	YEAR	FIELD GOALS
<b>1. OLINDO MARE</b>	<b>MIAMI</b>	<b>1999</b>	<b>39</b>
2. John Kasay	Carolina	1996	37
3. Cary Blanchard	Indianapolis	1996	36
Al Del Greco	Tennessee	1998	36
5. Ali Haji-Sheikh	N.Y. Giants	1983	35
Jeff Jaeger	L.A. Raiders	1993	35
Gary Anderson	Minnesota	1998	35
Matt Stover	Baltimore	2000	35

Mare's season-high for field goals came in the Dolphins' 31-30 victory at New England on October 17, when he converted all six of his attempts . . . His total of six made in that game is a Dolphins single-game record, surpassing the old mark of five, previously held by Garo Yepremian, who achieved the feat at Buffalo on September 26, 1971 . . . The six field goals are tied for the fourth-most in a game in NFL history:

## MOST FIELD GOALS IN A GAME IN NFL HISTORY

PLAYER	TEAM	DATE	OPPONENT	FIELD GOALS
1. Jim Bakken	St. Louis Cardinals	9/24/67	Pittsburgh	7
Rich Karlis	Minnesota	11/5/89 (OT)	L.A. Rams	7
Chris Boniol	Dallas	11/18/96	Green Bay	7
<b>4. OLINDO MARE</b>	<b>MIAMI</b>	<b>10/17/99</b>	<b>AT NEW ENGLAND</b>	<b>6</b>
19 other times				6

In addition, four of his field goals in the Patriots game were from 40 yards or longer, tying the NFL record for the most field goals from that distance in a game in NFL annals, a mark which had last been achieved by Washington's Chip Lohmiller at Dallas on September 9, 1991 . . . The Patriots game was Mare's fourth straight with four or more field goals, setting a new NFL record and breaking the old mark of three, which had been held by Boston's Gino Cappelletti (1964), the Jets' Jim Turner (1968), Houston's Al Del Greco (1993) and Minnesota's Fuad Reveiz (1994) . . .

**CONSECUTIVE FIELD GOALS:** Starting with Miami's third game of 1999, on October 4 against Buffalo, through the their seventh contest, on October 31 at Oakland, Mare converted a club-record 19 straight field goals, eclipsing the previous team mark of 16, first set by Garo Yepremian in 1978 (games 8-16) . . . Mare's record streak started with a 30-yard field goal in the Bills contest and ended when a 46-yarder in the Raiders game missed wide right . . . He tied Yepremian's record of 16 with a 37-yard field goal against Philadelphia on October 24, and set the mark with a 54-yard field goal on his next attempt in the Eagles game . . . Mare also tied the club record for consecutive games with a field goal, when he accounted for a field goal in 20 consecutive games, starting with the Dolphins' seventh game of 1998, on October 25 against New England, through Miami's tenth game of 1999, on November 21 against New England . . . He tied the record first set by Yepremian, who achieved the feat from 1970-72 . . . Mare's streak ended on Thanksgiving Day at Dallas, on November 25, when he missed all three field goal attempts . . .

**LONG FIELD GOALS:** Including playoffs, Mare converted four field goals of 50 yards or longer in 1999 . . . His four field goals of 50 yards or longer is tied for the most ever by a Dolphins kicker from that distance in a season, along with Pete Stoyanovich, who did it in 1991 . . . Mare's 54-yard field goal on October 24, 1999 against Philadelphia is the longest of his career, is tied for the second-longest by a Dolphin in the regular season and tied for the third-longest overall, including playoffs . . . His 53-yarder the previous week at New England is tied for the second-longest of his career and tied for the fourth-longest by a Dolphin in the regular season, and fifth overall including playoffs . . .

**PLAYER OF THE WEEK/MONTH:** In 1999, Mare was selected as the AFC Special Teams Player of the Week on two occasions . . . He was cited for his performance in Miami's 31-30 victory over the Patriots in New England on October 17 . . . It was the first NFL weekly honor of his career and it marked the first time a Dolphins kicker had won such an award since Joe Nedney did it in week 16 of the 1996 season . . . He also was selected following Miami's 12-9 victory over San Diego on December 19 when his four field goals accounted for all of the Dolphins' points . . . In addition, Mare was named the AFC Special Teams Player of the Month for October during which time he posted 65 points on 20 of 21 field goals, including a long of 54 . . . During this five-game span, he accounted for at least three field goals in all five contests, including four in three outings . . . He is the first Dolphin ever to win AFC Special Teams Player of the Month honors . . .

**POSTSEASON HONORS:** Mare was voted to the first Pro Bowl of his career following the 1999 season . . . He joined fellow Dolphins, CB Sam Madison and LB Zach Thomas on the team . . . The three selections marked Miami's most since the 1995 season when the club had four players chosen . . . Mare became the second Dolphins kicker ever to be selected, joining Garo Yepremian, who was a member of the AFC squad in 1978 . . . In addition, he became only the third Dolphins special teams player (now four) to be selected, along with P Reggie Roby, who made the AFC team in 1984 and 1989 . . . Mare was named a first-team All-Pro by the Associated Press, USA Today, The Sporting News, Football Digest, Pro Football Weekly, and College & Pro Football Newsweekly . . . Mare also was named the NFL Alumni Association's Special Teams Player of the Year for 1999 . . .

**GAME HIGHLIGHTS - VS. ARIZONA (SEPT. 19):** Scored 13 points by converting four of his five field goals and his only PAT . . . Hit on field goals of 39, 51, 48 and 44 yards . . . Missed from 42 yards away . . . His four field goals are tied for the second-highest total of his career and are tied for the third-most ever by a Dolphin in a game . . . The 51-yarder was a career-



long at the time and now is the fifth-longest of his career . . . It was the first time in Mare's career that he converted three field goals of 40 yards or longer in a game . . .

**VS. BUFFALO (OCT. 4):** Notched 12 points as he connected on all four of his field goal attempts, from 30, 44, 26 and 26 yards away . . . The four field goals matched his single-game career-high at the time and now is tied for the second-best of his career and the third-most by a Dolphin . . .

**AT INDIANAPOLIS (OCT. 10):** Had his third straight game with four or more field goals, tying the NFL record also held by Boston's Gino Cappelletti (1964), the Jets' Jim Turner (1968), Houston's Al Del Greco (1993) and Minnesota's Fuad Reveiz (1994) . . . Hit field goals from 37, 27, 21 and 43 yards out, and accounted for 14 points on the day . . . His 43-yarder with 3:20 to play brought the Dolphins to within six points of the lead at 31-25, as Miami went on for a 34-31 victory . . .

**AT NEW ENGLAND (OCT. 17):** Posted a career-high 19 points on 6-6 field goals and 1-1 PATs . . . Connected from 20, 33, 45, 45, 41 and 53 yards out . . . His point total is the most-ever by a Dolphins kicker in a game, and is third-most overall, trailing only the 24 points accounted for by both Paul Warfield (vs. Detroit, 12/15/73) and Mark Ingram (vs. N.Y. Jets, 11/27/94) . . . His six field goals marked a new Dolphins single-game record, surpassing the old standard of five, first set by Garo Yepremian on September 26, 1971 at Buffalo . . . It also tied for the fourth-highest single-game total in NFL history, trailing only the seven accounted for by three different players . . . It was the fourth consecutive contest in which Mare converted four or more field goals, establishing a new NFL record . . . His 53-yard field goal is tied for the second-longest of his career, is the tied for the fourth-longest in club history during the regular season, and tied for fifth overall, including playoffs . . . In addition, that 53-yard kick came with 2:45 to play and brought the Dolphins to within five points of the lead at 30-25, as they went on for a 31-30 victory . . . It was the first time in Mare's career that he connected on four field goals of 40 yards or longer, and the second time that he hit three or more from that distance . . .

**VS. PHILADELPHIA (OCT. 24):** Registered ten points on 3-3 field goals, as he made good from 37, 37 and 54 yards out . . . His final field goal in that game was a career-long 54-yarder, tying for the second-longest in Dolphins history during the regular season, and tied for third overall, including playoffs . . . In addition, it was the second-longest field goal in the NFL in 1999, trailing only a 55-yarder by Denver's Jason Elam . . . The 54-yarder also was his 17th consecutive successful field goal, establishing a new Dolphins record previously held by Garo Yepremian, who connected on 16 straight in 1978 (games 8-16) . . .

**AT OAKLAND (OCT. 31):** Scored ten points by hitting on 3-4 field goals and 1-1 PATs . . . Field goals came from 21, 34 and 44 yards away . . . Missed wide right on his third attempt of the game, a 46-yarder, snapping a string of 19 straight successful field goals, a new Dolphins record . . .

**VS. NEW ENGLAND (NOV. 21):** Converted both field goal attempts (19 and 23 yards) and all three PATs . . . It marked the 20th straight game dating back to 1998 that Mare had accounted for a field goal, tying Garo Yepremian's club record . . .

**VS. INDIANAPOLIS (DEC. 5):** Posted ten points on 2-2 field goals and 4-4 PATs . . . His second field goal in the game, a 32-yarder with 36 seconds to play, was his 31st of the season, tying Pete Stoyanovich's club single-season record that Stoyanovich had set in 1991 . . . The field goal also tied the game at 34-34, although the Colts went on for a 37-34 victory with a field goal on the last play of regulation . . .

**AT N.Y. JETS (DEC. 12):** Recorded eight points on 2-2 field goals and 2-2 PATs . . . Connected on field goals of 24 and 33 yards out . . . His first field goal of the game, a 24-yarder with 2:48 to play in the first quarter, was his 32nd of the season, breaking Pete Stoyanovich's club single-season field goal record of 31, which Stoyanovich had set in 1991 . . .

**VS. SAN DIEGO (DEC. 19):** Amassed 12 points on 4-4 field goals, as he hit from 32, 21, 30 and 31 yards out . . . His 30-yard field goal with 6:06 remaining in the game tied the game at 9-9, while his 31-yarder with 3:22 left provided the Dolphins with the winning margin in a 12-9 victory . . . It was Mare's first game-winning kick of the season and the fifth of his career . . . The 31-yarder also was his 37th field goal of the year, tying the NFL single-season record for field goals, which was first set by Carolina's John Kasay in 1996 . . . Mare's first field goal of the game, a 32-yarder in the first quarter, gave him 124 points on the season, tying Pete Stoyanovich's club record for most in a season (1992) . . . His second field goal of the game, a 21-yarder in the second quarter, broke Stoyanovich's record . . .

**VS. N.Y. JETS (DEC. 27):** Was 1-2 on field goals and 4-4 PATs, for a total of seven points . . . His 37-yard field goal was his 38th of the season, eclipsing John Kasay's NFL single-season record of 37 field goals that Kasay set in 1996 . . .

**PLAYOFFS:** Appeared in both playoff games following the 1999 season . . . Registered nine points on 2-2 field goals and 3-3 PATs . . . Both field goals came in First-Round victory at Seattle (1/9), from 32 and 50 yards out . . . Two field goals are tied for the third-most ever by

a Dolphin in a playoff game . . . The 50-yard field goal is the fourth-longest in Dolphins postseason history and was the longest by a Dolphin in the playoffs since Pete Stoyanovich hit a 51-yarder in the AFC Championship game on January 17, 1993 against Buffalo.

**1998** – Played in all 16 regular season games and both playoff contests . . . Turned in an excellent sophomore season by converting 33 of his 34 PATs and 22 of his 27 field goals, including a long kick of 48 . . . Led the Dolphins and tied for tenth in the AFC in scoring with 99 points . . . Also punted three times for a 38.3-yard average with a long of 43 on the year . . . Accounted for two successful inside kicks on the season . . . Went through a stretch of seven games (7-13) where he connected on 14 consecutive field goals . . . On the year, 13 of his 72 kickoffs went for touchbacks, placing him in a tie for third in the AFC for touchbacks . . . Also registered four special teams tackles during the course of the season . . .

**GAME HIGHLIGHTS:** Notched seven points in Miami's 13-7 win vs. Buffalo (9/13) when he connected on both field goals (33 and 27 yards) and his only PAT . . . Hit his only field goal attempt at N.Y. Jets (10/4), from 46 yards out, marking his third-longest field goal of the season . . . Punted three times for 115 yards, a 38.3-yard average with a long of 43 in Monday night game at Jacksonville after punter Klaus Wilmsmeyer sustained a right groin strain . . . Hit on all four of his field goals vs. New England (10/25) . . . Those four field goals started a string in which he converted 14 consecutive field goals . . . In fact, accounted for all 12 of Miami's points in the club's 12-9 overtime victory . . . First field goal in that game was from 48 yards out, his longest of the season . . . Connected on a 25-yarder with 49 seconds left in regulation, tying the game at nine and sending it into overtime . . . Hit a 43-yard field goal 4:36 into the overtime period to give the Dolphins a 12-9 victory . . . It marked the fourth game-winning field goal of his career and his second in overtime . . . Was awarded a special teams game ball for his performance in the Patriots game . . . Connected on two of four field goals at Oakland (12/6) . . . Hit his first attempt of the game, a 25-yarder with 3:36 to play in the first quarter, extending his consecutive field goal streak to 14, two shy of Garo Yepremian's club record of 16 straight, which was established in 1978 . . . Missed wide right on a 46-yard attempt in the second quarter to end the streak at 14 . . . Had a successful inside kick in games vs. N.Y. Jets (12/13) and at Atlanta (12/27) . . . Appeared in both playoff games following the 1998 season . . . Connected on his only PAT and four of his five field goal attempts with a long of 40 . . . In First-Round victory over Buffalo (1/2/99), posted ten points on 1-1 PATs and 3-4 FGs . . . Three successful field goals tied a Dolphins playoff record also held by Uwe von Schamann, who kicked three field goals in Super Bowl XIX against San Francisco on January 20, 1985 . . . In the Bills game, he hit from 31, 40 and 23 yards out, while his miss was from 28 yards.

**1997** – Played in all 16 games as a first-year player . . . Led the Dolphins in scoring with 117 points . . . Was 28 of 36 on field goal attempts and 33 of 33 on PATs . . . On the year, 21 of his 78 kickoffs went for touchbacks, the second-most touchbacks by a kicker in the AFC and tied for fourth in the NFL . . . Strong leg on kickoffs helped the Dolphins achieve a 23.9 for their opponents' average drive start, tied for first in the AFC and sixth in the NFL . . . Point total tied for fourth in the AFC and was tied for the fourth-highest single season scoring total ever by a Dolphin (now tied for fifth) . . . Mare's point total was the most ever by a Dolphins rookie or first-year player . . . In addition, Mare's 28 field goals was the highest single-season total for a rookie or first-year player in club history, surpassing the former mark of 22, achieved by Fuad Reveiz in 1985 . . . Mare's 28 field goals tied with Garo Yepremian (1971) for the third-highest single-season total in franchise history to that point (now fourth):

## DOLPHINS KICKING RECORDS FOR ROOKIES OR FIRST-YEAR PLAYERS

### MOST POINTS

PLAYER	YEAR	POINTS
1. OLINDO MARE	1997	117
2. Fuad Reveiz	1985	116
3. Uwe von Schamann	1979	99
4. Pete Stoyanovich	1989	95
5. Joe Nedney	1996	89

### MOST FIELD GOALS

PLAYER	YEAR	FGs
1. OLINDO MARE	1997	28
2. Fuad Reveiz	1985	22
3. Uwe von Schamann	1979	21
4. Pete Stoyanovich	1989	19
5. Joe Nedney	1996	18

**GAME HIGHLIGHTS:** Made his NFL debut in season opener vs. Indianapolis (8/31) and scored ten points, going three of three in field goals and hitting on his only PAT . . . Field goals were from 23, 34 and 19 yards out . . . Was called upon for punting duties after John Kidd sustained a right hamstring injury after his first punt of the game . . . Came on and punted five times for a 47.0-yard average with a long of 53 . . . Two of his punts were downed inside the



five yard line . . . It marked the first time that a non-punter punted for the Dolphins since September 14, 1992 against Cleveland, when Pete Stoyanovich punted twice for 90 yards, replacing an injured Reggie Roby (knee) . . . The following week against Tennessee, scored ten points on three of four field goals, making good from 23, 22 and 29 yards out, and missing from 25 yards . . . Converted his only PAT . . . 29-yard field goal came with 2:15 elapsed in overtime to give the Dolphins a 16-13 victory . . . Was four of four in field goals, converting from 24, 31, 22 and 34 yards at Green Bay (9/14) . . . Four field goals marked the most ever by a Dolphins rookie or first-year player, and tied with eight others for the second-most overall at the time . . . Was one of two in field goals and hit both PATs vs. Kansas City (10/5) . . . Lone field goal was a 26-yarder with 5:40 remaining in the game to break a 14-14 tie, as the Dolphins held on for the 17-14 triumph . . . Converted only field goal attempt - from 25 yards away - and was three of three in PATs in Miami's 27-24 loss at New England (11/23) . . . Dolphins almost came back from a 27-3 third-quarter deficit in part due to a pair of successful inside kicks by Mare in the fourth quarter . . . Had another inside kick that was recovered by the Dolphins, but it was nullified due to a penalty . . . Tied his season-high with four field goals vs. Detroit (12/7), converting from 19, 33, 21 and 42 yards . . . Point total of 15 in that game was a season-best . . . 42-yard kick as time expired snapped a 30-30 tie and gave the Dolphins a 33-30 victory before an ESPN Sunday night national audience . . . In season finale vs. New England (12/22), made good from 50 and 41 yards, while missing from 51 yards . . . Marked the first 50-yard field goal of his career, and the only time in 1997 he hit on two field goals of 40 yards or longer . . . Was the first time a Dolphin had kicked a field goal of 50 yards or longer since December 17, 1995, when Pete Stoyanovich kicked a 50-yarder at Buffalo . . . It also was the third-longest field goal by a Dolphins rookie or first-year player, surpassed only by Pete Stoyanovich's 59-yard field goal on November 12, 1989 at the N.Y. Jets and Uwe von Schamann's 53-yard field goal on October 21, 1979 at New England . . . Converted on his only field goal attempt - from 38 yards out - in First-Round Playoff loss at New England (12/28) . . . Did not attempt any PATs.

**1996** - Spent his entire rookie season as a member of the New York Giants' practice squad . . . Signed with New York as an undrafted rookie free agent on May 2 . . . Was waived on August 25 and signed to the practice squad on August 27.

## COLLEGE

Played his final two years at Syracuse (1994-95) after attending MacMurray College in Jacksonville, Ill. and Valencia Community College in Orlando, Fla., where he did not play football . . . In his two years at SU, hit on 15 of 24 field goals and 52 of 53 PATs . . . Was a second-team All-Big East choice as a senior for the Orangemen . . . Led the conference in scoring with 74 points and had 84.5 percent of his kickoffs travel into the end zone with 67.2 percent going for touchbacks . . . Converted 12-17 field goals including a long of 50, and 38-39 PATs . . . As a junior, 74 percent of his kickoffs went into the end zone, while 54 percent were not returned . . . Majored in speech communications.

## PERSONAL

Married to Sandy, with son Hayden Olindo (11/25/02), family resides in Davie, Fla. . . . Attended Cooper City (Fla.) High School, minutes away from the Dolphins Training Facility . . . Lettered in football and soccer . . . Has participated in events benefiting the Cystic Fibrosis Foundation . . . Has assisted in building houses for Habitat for Humanity . . . In 2001, donated \$100 per successful field goal totaling \$1,900 to the American Red Cross in support of the efforts following September 11th . . . Kicking shoe from his 1999 record-setting season and football representing record-breaking field goal are both on display at the Pro Football Hall of Fame in Canton, Ohio . . . Was one of the Dolphins' representatives at the Cadillac NFL Golf Classic for three straight years (2000-02), and advanced to the final round twice . . . Also has participated in several CPT events . . . In 2000, he was honored with Florida Community College Distinguished Alumni Award . . . Full name is Olindo Franco Mare, born June 6, 1973 in Hollywood, Fla.

## OLINDO MARE'S NFL REGULAR SEASON STATISTICS

YEAR	TEAM	G	PATS	FGs	PCT.	BLK	NET YDS.	AVG. MADE	LG	PTS
1997	Miami	16	33/33	28/36	.778	0	819	29.3	50	117
1998	Miami	16	33/34	22/27	.815	0	686	31.2	48	99
1999	Miami	16	27/27	39/46	.848	1	1364	35.0	54	144
2000	Miami	16	33/34	28/31	.903	0	994	35.5	49	117
2001	Miami	16	39/40	19/21	.905	0	592	31.2	46	96
2002	Miami	16	42/43	24/31	.774	0	815	34.0	53	114
<b>6-YEAR TOTALS</b>		<b>96</b>	<b>207/211</b>	<b>160/192</b>	<b>.833</b>	<b>1</b>	<b>5270</b>	<b>32.9</b>	<b>54</b>	<b>687</b>

## OLINDO MARE'S NFL PLAYOFF STATISTICS

YEAR	TEAM	G	PATS	FGs	PCT.	BLK	NET YDS.	AVG. MADE	LG	PTS
1997	Miami	1	0/0	1/1	1.000	0	38	38.0	38	3
1998	Miami	2	1/1	4/5	.800	0	116	29.0	40	13
1999	Miami	2	3/3	2/2	1.000	0	82	41.0	50	9
2000	Miami	2	2/2	1/2	.500	0	38	38.0	38	5
2001	Miami	1	0/0	1/1	1.000	0	33	33.0	33	3
<b>PLAYOFF TOTALS</b>		<b>8</b>	<b>6/6</b>	<b>9/11</b>	<b>.818</b>	<b>0</b>	<b>307</b>	<b>34.1</b>	<b>50</b>	<b>33</b>

## ADDITIONAL STATS

**Special Teams Tackles:** 1 in 1997, 4 in 1998, 4 in 1999, 3 in 2000, 6 in 2002 for total of 18

**Punting:** 5 for 235 yards, 47.0 avg., long 53, 2 IN20, 0 TBs in 1997, 3 for 115 yards, 38.3 avg., long 43, 1 IN20, 1 TB in 1998, 1 for 36 yards in 1999 for total of 9 for 386 yards, 42.9 avg., long 53, 3 IN20, 1 TB

## FIELD-GOAL ACCURACY

YEAR	TEAM	1-19	20-29	30-39	40-49	50-PLUS	TOTALS	PCT.
1997	Miami	2/2	14/15	8/10	3/6	1/3	28/36	.778
1998	Miami	0/0	12/13	5/5	5/7	0/2	22/27	.815
1999	Miami	1/1	9/9	17/17	9/14	3/5	39/46	.848
2000	Miami	0/0	7/8	9/10	12/13	0/0	28/31	.903
2001	Miami	1/1	8/8	8/8	2/4	0/0	19/21	.905
2002	Miami	0/0	13/14	2/3	7/11	2/3	24/31	.774
<b>6-YEAR TOTALS</b>		<b>4/4</b>	<b>63/67</b>	<b>49/53</b>	<b>38/55</b>	<b>6/13</b>	<b>160/192</b>	<b>.833</b>
<b>PLAYOFF TOTALS</b>		<b>0/0</b>	<b>2/3</b>	<b>5/6</b>	<b>1/1</b>	<b>1/1</b>	<b>9/11</b>	<b>.818</b>

## KICKING SURFACES

YEAR	TEAM	HOME (GRASS)	HOME PCT.	AWAY TOTAL	AWAY PCT.	AWAY GRASS	AWAY TURF	TOTALS ALL GAMES
1997	Miami	17/20	.850	11/16	.688	8/10	3/6	28/36
1998	Miami	13/14	.929	9/13	.692	5/8	4/5	22/27
1999	Miami	21/24	.875	18/22	.818	11/12	7/10	39/46
2000	Miami	13/13	1.000	15/18	.833	7/10	8/8	28/31
2001	Miami	9/11	.818	10/10	1.000	4/4	6/6	19/21
2002	Miami	16/20	.800	8/11	.727	7/9	1/2	24/31
<b>6-YEAR TOTALS</b>		<b>89/102</b>	<b>.873</b>	<b>71/90</b>	<b>.789</b>	<b>42/53</b>	<b>29/37</b>	<b>160/192</b>
<b>PLAYOFF TOTALS</b>		<b>5/7</b>	<b>.714</b>	<b>4/4</b>	<b>1.000</b>	<b>2/2</b>	<b>2/2</b>	<b>9/11</b>

(Bold indicates FG Made)

## 1997 KICKING

Indianapolis, 8/31 (23, 34, 19); Tennessee, 9/7 (25, 23, 22, 29); at Green Bay, 9/14 (24, 31, 22, 34); at Tampa Bay, 9/21 (47); Kansas City, 10/5 (41, 26); at N.Y. Jets, 10/12 (23, 30); at Baltimore, 10/19 (23); Chicago, 10/27 (0 att.); at Buffalo, 11/2 (32, 27, 35); N.Y. Jets, 11/9 (21); Buffalo, 11/17 (37, 30, 35); at New England, 11/23 (25); at Oakland, 11/30 (28, 42, 44); Detroit, 12/7 (19, 33, 21, 42); at Indianapolis, 12/14 (50); New England, 12/22 (50, 41, 51). PLAYOFFS: at New England, 12/28 (38).



## 1998 KICKING

at Indianapolis, 9/6 (21, 51); Buffalo, 9/13 (33, 27); Pittsburgh, 9/20 (0 att.); at N.Y. Jets, 10/4 (46); at Jacksonville, 10/12 (54); St. Louis, 10/18 (0 att.); New England, 10/25 (48, 38, 25, 43); at Buffalo, 11/1 (38); Indianapolis, 11/8 (21, 23); at Carolina, 11/15 (22, 22); at New England, 11/23 (21); New Orleans, 11/29 (27, 32, 34); at Oakland, 12/6 (25, 46, 43, 47); N.Y. Jets, 12/13 (24); Denver, 12/21 (28, 42); at Atlanta, 12/27 (26). PLAYOFFS: Buffalo, 1/2/99 (31, 40, 26, 23); at Denver, 1/9/99 (22).

## 1999 KICKING

at Denver, 9/13 (37); Arizona, 9/19 (39, 51, 48, 44, 42); Buffalo, 10/4 (30, 44, 26, 26); at Indianapolis, 10/10 (37, 27, 21, 43); at New England, 10/17 (20, 33, 45, 45, 41, 53); Philadelphia, 10/24 (37, 37, 54); at Oakland, 10/31 (21, 34, 46, 44); Tennessee, 11/7 (43, 46); at Buffalo, 11/14 (30); New England, 11/21 (19, 23); at Dallas, 11/25 (52, 47, 47); Indianapolis, 12/5 (31, 32); at N.Y. Jets, 12/12 (24, 33); San Diego, 12/19 (32, 21, 30, 31); N.Y. Jets, 12/27 (54, 37); at Washington, 1/2/00 (39). PLAYOFFS: at Seattle, 1/9/00 (32, 50); at Jacksonville, 1/15/00 (0 att.).

## 2000 KICKING

Seattle, 9/3 (48, 25, 30); at Minnesota, 9/10 (0 att.); Baltimore, 9/17 (42, 41); New England, 9/24 (43); at Cincinnati, 10/1 (40); Buffalo, 10/8 (30, 33); at N.Y. Jets, 10/23 (28, 42, 36, 44); Green Bay, 10/29 (0 att.); at Detroit, 11/5 (40, 38, 41); at San Diego, 11/12 (35); N.Y. Jets, 11/19 (47); at Indianapolis, 11/26 (28); Buffalo, 12/3 (32, 31, 20, 26); Tampa Bay, 12/10 (35, 23); Indianapolis, 12/17 (25, 31); at New England, 12/24 (47, 47, 28, 49). PLAYOFFS: Indianapolis, 12/30 (38, 38); at Oakland, 1/6/01 (0 att.).

## 2001 KICKING

at Tennessee, 9/9 (37); Oakland, 9/23 (27); at St. Louis, 9/30 (26); New England, 10/7 (19, 34, 27); at N.Y. Jets, 10/14 (26); at Seattle, 10/28 (46); Carolina, 11/4 (36, 45, 29); at Indianapolis, 11/11 (31, 31); N.Y. Jets, 11/18 (42); at Buffalo, 11/25 (25, 39); Denver, 12/2 (); Indianapolis, 12/10 (); at San Francisco, 12/16 (); at New England, 12/22 (36, 36); Atlanta, 12/30 (); Buffalo, 1/6 (22, 49, 20). PLAYOFFS: Baltimore, 1/13 (33).

## 2002 KICKING

Detroit, 9/8 (); at Indianapolis, 9/15 (28); N.Y. Jets, 9/22 (53, 25, 31, 29); at Kansas City, 9/29 (42, 29, 25); New England, 10/6 (45, 40, 33); at Denver, 10/13 (48, 53); Buffalo, 10/20 (42); Green Bay, 11/4 (46); at N.Y. Jets, 11/10 (28); Baltimore, 11/17 (42, 49); San Diego, 11/24 (20, 38, 54, 23); at Buffalo, 12/1 (); Chicago, 12/9 (23, 29); Oakland, 12/15 (25, 27, 40, 41); at Minnesota, 12/21 (25); at New England, 12/29 (47, 28).

## SINGLE-GAME HIGHS

<b>Most Field Goals Made:</b>	6 at New England, 10/17/99
	4 at Green Bay, 9/14/97
	4 vs. Detroit, 12/7/97
	4 vs. New England (OT), 10/25/98
	4 vs. Arizona, 9/19/99
<b>Most Field Goal Attempts:</b>	4 vs. Buffalo, 10/4/99
	4 at Indianapolis, 10/10/99
	4 vs. San Diego, 12/19/99
	4 at Buffalo, 12/3/00
	6 at New England, 10/17/99
<b>Longest Field Goals Made:</b>	5 vs. Arizona, 9/19/99
	4, 15 times (last: vs. Oakland, 12/15/02)
	54 vs. Philadelphia, 10/24/99
	53 at New England, 10/17/99
	53 vs. N.Y. Jets, 9/22/02
<b>Longest Field Goal Attempts:</b>	53 at Denver, 10/13/02
	51 vs. Arizona, 9/19/99
	50 vs. New England, 12/22/97
	54 at Jacksonville, 10/12/98
	54 vs. Philadelphia, 10/24/99
	54 vs. N.Y. Jets, 12/27/99
	54 vs. San Diego, 11/24/02
	53 at New England, 10/17/99
	53 vs. N.Y. Jets, 9/22/02
	53 at Denver, 10/13/02

**Most PATs Made:**

7 vs. Detroit, 9/8/02  
 5 at Denver, 9/13/99  
 5 vs. Indianapolis, 12/10/01  
 4, 11 times (last: vs. Buffalo, 1/6/02)

**Most PAT Attempts:**


7 vs. Detroit, 9/8/02  
 6 vs. Indianapolis, 12/10/01  
 5 at Denver, 9/13/99  
 4, 11 times (last: vs. Buffalo, 1/6/02)

**Most Points:**

19 at New England, 10/17/99  
 15 vs. Detroit, 12/7/97  
 15 at Buffalo, 12/13/00  
 14 at Indianapolis, 10/10/99  
 13 vs. Arizona, 9/19/99  
 13 at N.Y. Jets, 10/23/00

\*Playoff Game

## Brock Marion • 31 • Safety



Height/Weight.....5-11, 200  
 Born.....6/11/70  
 College.....Nevada '93  
 Acquired.....UFA (Dall.), 1998  
 Signed Through.....2006  
 NFL.....11th Season  
 Dolphins.....Sixth Season

### PRO CAREER

**2002** – Was released by the team on February 28, 2002 before being re-signed to a five-year contract on March 9, 2002 . . . Underwent successful surgery prior to the season, on March 13, 2002 to remove loose bodies and debride a chondral lesion in his right knee . . .

Chief Team Physician Dr. George Caldwell performed the surgery at Holy Cross Hospital in Fort Lauderdale . . . Started all 16 games at free safety . . . Finished second on the team with 109 tackles (78 solo), the fifth time in the last six seasons that he surpassed the 100-tackle mark and the sixth time in his ten NFL seasons that he accomplished the feat . . . Was second on the team and tied for seventh in the AFC with five interceptions . . . Amassed a team-high 99 interception return yards, which ranked eighth in the conference . . . Also tied for second on the squad with 13 passes defended . . . Added one tackle on special teams . . . In season-opening win over Detroit (9/8), led Dolphins with nine tackles, while also intercepting a Mike McMahon pass and returning it 28 yards to set up a touchdown . . . Recorded seven tackles and two passes defended in 21-13 win at Indianapolis (9/15) . . . Came up with crucial play on the game's final snap when he knocked away a Peyton Manning pass in the end zone to preserve the victory . . . Had eight tackles and an interception in 30-3 victory over N.Y. Jets (9/22) . . . Interception occurred on the game's final play when he picked off a Chad Pennington pass and returned it 62 yards, the second-longest return of his career . . . Recorded five tackles and two passes defended, including an interception of a Jim Miller pass,

### F I N S F A C T

Brock's father, Jerry, lettered as a wide receiver at the University of Wyoming from 1964-66 and went on to play one year (1967) with the Pittsburgh Steelers.



in 27-9 Monday night win over Chicago (12/9), as the Dolphins held the Bears to just 88 net passing yards . . . Led club with ten tackles, while also picking off a Daunte Culpepper pass, at Minnesota (12/21) . . . Was second on the team with a season-high 11 tackles, while also coming up with his third interception in four weeks when he picked off a Tom Brady pass, in season finale at New England (12/29) . . . That Patriots game marked the 150th regular season contest of his NFL career . . .

**PRO BOWL:** Was voted as a reserve to the AFC Pro Bowl squad, the second such honor in his career, both with the Dolphins . . . Was one of seven Dolphins selected to play in the game, the most in the AFC in 2002 . . . Also was one of six Dolphin defenders, the most in team history . . .

**INTERCEPTION RETURN YARDAGE:** In his five-year career with the Dolphins, Marion has amassed 428 return yards on interceptions, third on the Dolphins' career list, trailing only Dick Anderson (792) and Louis Oliver (569) . . . Of that total, 326 have come over the last two seasons (227 in 2001) . . . He is one of only four players in franchise history to have accumulated more than 400 yards of interception return yardage (Jake Scott, 425) . . . In addition, his career return average of 25.2 is the second-highest of any player in Dolphins history with more than two interceptions in a career (65 players), trailing only the 26.3-yard average by Calvin Jackson (4-105):

### MOST INTERCEPTION RETURN YARDS IN A CAREER BY A DOLPHIN

PLAYER	YEAR	YARDS	INTS	AVG.
1. Dick Anderson	1968-77	792	34	23.3
2. Louis Oliver	1989-93; 1995-96	569	24	23.7
3. <b>BROCK MARION</b>	<b>1998-02</b>	<b>428</b>	<b>17</b>	<b>25.2</b>
4. Jake Scott	1970-75	425	35	12.1
5. Glenn Blackwood	1979-87	398	29	13.7

**CAREER INTERCEPTION TOUCHDOWNS:** In his five seasons with the Dolphins, Marion has returned two of his 17 interceptions for touchdowns, tied with ten others for third on the team's all-time chart . . . Both of those came in 2001:

### MOST CAREER INTERCEPTION RETURNS FOR TOUCHDOWNS BY A DOLPHIN

PLAYER	YEARS	NO.
1. Zach Thomas	1996-02	4
2. Dick Anderson	1968-77	3
3. <b>BROCK MARION</b>	<b>1998-02</b>	<b>2</b>
Ten other players		2

**INTERCEPTIONS OVER THE LAST THREE YEARS:** Over the last three seasons, Marion has accumulated 15 interceptions, tied for the fourth-highest total in the NFL over this stretch:

### MOST INTERCEPTIONS IN THE NFL OVER THE LAST THREE YEARS

PLAYER	TEAM(S)	2000	2001	2002	3-YEAR TOTALS
1. Darren Sharper	Green Bay	9	6	7	22
2. Donnie Abraham	T.B., Jets	7	6	4	17
3. Sammy Knight	New Orleans	5	6	5	16
4. <b>BROCK MARION</b>	<b>MIAMI</b>	<b>5</b>	<b>5</b>	<b>5</b>	<b>15</b>
Rod Woodson	Balt., Oak.	4	3	8	15

**CAREER KICKOFF RETURNS:** In his career with the Dolphins, Marion has returned 107 kickoffs for 2,517 yards, a 23.5-yard average with a long of 93 . . . This average is the third-highest in club history, trailing only Mercury Morris (26.5) and Fulton Walker (23.9) . . . In addition, his yardage total also is the third-highest in team annals, trailing only Morris (2,947) and Walker (2,944) . . . His 107 returns are in third place as well, behind Walker (123) and Morris (111):

## MIAMI DOLPHINS ALL-TIME LEADERS IN KICKOFF RETURN AVERAGE

PLAYER	YEAR	NO.	YARDS	AVG.	LG	TD
1. Mercury Morris	1969-75	111	2947	26.5	105t	3
2. Fulton Walker	1981-85	123	2944	23.9	90t	1
3. <b>BROCK MARION</b>	<b>1998-02</b>	<b>107</b>	<b>2517</b>	<b>23.5</b>	<b>93</b>	<b>0</b>

**2001** – Re-signed with the Dolphins to a two-year contract on June 9, 2001 . . . Started all 15 games in which he played at free safety, was inactive for one . . . Finished third on the team with 97 total tackles (66 solo) . . . Snared a team-high five interceptions for 227 yards in returns and two touchdowns . . . All five INTs occurred over the final seven games of the season . . . Also defended seven passes, recovered a fumbled and forced two fumbles . . . Part of the NFL's top-ranked pass defense, one which yielded an average of 176.8 yards per contest . . . Returned 17 kickoffs for a 21.8-yard average with a long of 55 on the year as well . . . Was a first-alternate at safety for the AFC Pro Bowl squad . . . Yardage total on interceptions is the second-highest single-season figure in club history, just three yards shy of the 230 yards that Dick Anderson produced in 1968 on eight returns . . . Two returns for touchdowns are tied with four others for the most in a season and they are tied with ten others for the third-highest total in a career . . . In opener at Tennessee (9/9), returned four kickoffs for a 32.5-yard average, including a season-long 55-yarder . . . His average in the Titans game is the second-highest of his career, while his 55-yard return is the third-longest . . . Posted eight tackles, a pass defended and a forced fumble in 18-15 win vs. Oakland (9/23) . . . Was inactive at Seattle (10/28) with a left calf strain . . . That ended Marion's streak of having started and played in 69 straight league games dating back to 1997 . . . Prior to the Seahawks contest, the most recent game that Marion had missed was in the 1996 season finale as a member of the Cowboys, when he sat out at Washington on December 22 with a fractured left scapula . . . First interception of the year came at Buffalo (11/25) when he picked off an Alex Van Pelt pass and returned it 23 yards . . . Had best game of the year in 41-6 Monday night win vs. Indianapolis (12/10) . . . Tied for team-lead with ten tackles . . . Picked off a pair of Peyton Manning passes that he returned a total of 78 yards, marking the first multiple interception game of his NFL career . . . Also had a forced fumble and a fumble recovery on the same play when the punched the ball loose from Ken Dilger following a 13-yard reception and then recovered at the Colts' 44 . . . For his performance, was named AFC Defensive Player of the Week . . . Collected a season-high 13 tackles at San Francisco (12/16) . . . In 21-14 win over Atlanta (12/30), intercepted a Chris Chandler pass and returned it 26 yards for his first touchdown as a Dolphin and the second of his career . . . It occurred with 59 seconds to play in the first quarter and tied at the game at 7-7 . . . It was his first score since December 25, 1995 at Arizona as a member of the Cowboys, when he picked off a Dave Krieg pass and brought it back 32 yards for a score . . . A week later, in season-ending win vs. Buffalo (1/6/02), snared a Travis Brown pass at the goal-line on the final play of the game and went the distance for his second touchdown in as many weeks . . . The 100-yard return is the second-longest in Dolphins history, trailing only the 103-yarder for a score by Louis Oliver on October 4, 1992 at Buffalo (Jim Kelly) . . . Started First-Round Playoff game vs. Baltimore (1/13/02) . . . Was credited with eight tackles (4 solo) . . . Also returned five kickoffs for a 23.0-yard average with a long of 32 . . .

**INTERCEPTION RETURN YARDAGE:** In 2001, Marion accumulated 227 interception return yards, the second-highest single-season total in club history, trailing only the 230 yards by Dick Anderson in 1968 (8 returns):

## MOST INTERCEPTION RETURN YARDS IN A SEASON BY A DOLPHIN

PLAYER	YEAR	YARDS	INTS	AVG.
1. Dick Anderson	1968	230	8	28.8
2. <b>BROCK MARION</b>	<b>2001</b>	<b>227</b>	<b>5</b>	<b>45.4</b>
3. Louis Oliver	1992	200	5	40.0
4. Jimmy Warren	1966	198	5	39.6
5. Dick Anderson	1970	191	8	23.9

**INTERCEPTION TOUCHDOWNS:** Marion returned two of his five interceptions in 2001 for a touchdown, tied with four others for the most in club history:



## MOST INTERCEPTION RETURNS FOR TOUCHDOWNS BY A DOLPHIN IN A SEASON

PLAYER	YEAR	NO.	YDS.
1. Bill Stanfill	1969	2	15, 17
Dick Anderson	1973	2	27, 38
Mike Kozlowski	1983	2	35, 38
Zach Thomas	1998	2	17, 1
<b>BROCK MARION</b>	<b>2001</b>	<b>2</b>	<b>26, 100</b>

**PLAYER OF THE WEEK:** Was named the AFC Defensive Player of the Week for games played December 9-10, 2001 for his performance vs. Indianapolis on December 10 . . . It was Marion's first Player of the Week Award in his nine-year NFL career . . . He was the second Dolphin to earn Defensive Player of the Week accolades in 2001, joining linebacker Zach Thomas, who was cited following the Dolphins' 31-23 season-opening win at Tennessee on September 9 . . . Marion earned the AFC Defensive honor when he recorded ten tackles against the Colts and had two interceptions for 78 yards in returns, a fumble recovery and a forced fumble . . . He had three of the Dolphins' season-high four takeaways in that contest, and those three resulted in a total of 14 Dolphin points . . . In the second quarter, Marion picked off a Peyton Manning pass and returned it 37 yards to the Colts' 8, leading to a two-yard TD pass from Jay Fiedler to Chris Chambers three plays later, putting Miami ahead 14-0 . . . Marion's 41-yard interception return to the Colts' 13 in the fourth quarter was converted into a nine-yard scoring pass from Fiedler to Oronde Gadsden two plays afterward . . .

**PLAYER OF THE MONTH:** Was named AFC Defensive Player of the Month for December 2001/January 2002 . . . It was Marion's first Player of the Month award in his career . . . It marked the sixth time a Dolphin had been named AFC Defensive Player of the Month, and he was the first Dolphin defensive back ever to earn that honor . . . In six games over that span, Marion recorded 52 tackles and intercepted four passes for 204 yards in returns, including two touchdowns . . . Had two interceptions of Peyton Manning on December 10 vs. Indianapolis, intercepted a Chris Chandler pass and returned it 26 yards for a touchdown on December 30 vs. Atlanta, and returned a Travis Brown pass attempt 100 yards for a touchdown on January 6 vs. Buffalo . . .

**2000** — Underwent surgery prior to the season, on April 3, 2000, to remove a cyst from the back of his left knee . . . The surgery was performed by Dr. John Uribe at HealthSouth Doctors' Hospital in Coral Gables . . . Also had surgery on May 16 for an arthroscopic debridement of his left knee . . . That surgery, which involved the removal of loose bodies from a chondral lesion in his left knee, was performed by Dr. Uribe at HealthSouth Doctors' Hospital . . . Was voted to the first Pro Bowl of his career . . . Started all 16 regular season games at free safety in 2000, the fourth straight year in which he opened all 16 regular season contests . . . Led the team with 109 total tackles (85 solo) . . . Also intercepted five passes, defended nine more and recovered a fumble . . . Part of a defense that registered an NFL-high 28 interceptions . . . Part of a defensive backfield in which all four starters recorded at least five interceptions, as the Dolphins became the first NFL team since the 1981 Tampa Bay Buccaneers to have at least four players with five or more interceptions in the same season . . . Returned 22 kickoffs for a 23.3-yard average with a long of 47 on the year . . . Also blocked a punt on special teams . . . Kickoff return average tied for eighth in the AFC . . . First interception of the year came in season-opener vs. Seattle (9/3), when he picked off a Jon Kitna pass as the Dolphins recorded a 23-0 victory . . . Tallied ten tackles the following week at Minnesota (9/10), when he accounted for his second interception in as many games by snaring a Daunte Culpepper pass and returning it 14 yards . . . Topped the team's tackle chart with 11 stops in Monday night game at N.Y. Jets (10/23) . . . In that contest, also returned seven kickoffs for 193 yards, a 27.6 average . . . Had a season-long return of 47 yards to the Jets' 46 in the fourth quarter, which was immediately followed by a Jay Fiedler to Leslie Shepherd touchdown pass on the next play . . . Seven returns tied a club single-game record which had been accomplished four previous times, including once by Marion . . . Yardage total was the second-highest single-game figure in club annals at that time, now fourth . . . Had eight tackles the week afterwards vs. Green Bay (10/29), when he intercepted a Brett Favre pass and returned it a season-long 24 yards . . . Recorded nine tackles in addition to his fourth interception of the year as he picked off a Stoney Case pass at Detroit (11/5) . . . At Indianapolis (11/26), had eight tackles and two passes defended, including an interception of a Peyton Manning pass that he returned 19 yards . . . The pick came with 2:56 to play in the game and ended a Colts drive that was at the Dolphins' 30 . . . Following the return, the Dolphins embarked on a nine-play, 86-yard drive which ended with a 17-yard TD pass from Damon Huard to Oronde Gadsden with 1:10 to play,

giving Miami a 17-14 victory . . . Had seven tackles and a fumble recovery in season-ending win at New England (12/24) which clinched the AFC East title for the Dolphins . . . Recovered a fumble by Patriots' TE Jermaine Wiggins in the end zone for a touchback after he was stripped of the ball by Derrick Rodgers . . . Also blocked a Lee Johnson punt in the game, which was recovered by Twan Russell at the Patriots' 9 and led to a Lamar Smith one-yard TD run two plays later . . . It was the first blocked punt of Marion's career and the first blocked punt by a Dolphin since Kirby Dar Dar blocked a Reggie Roby punt on November 17, 1996 at Houston . . . Started both playoff games following the 2000 season at free safety . . . Posted 11 tackles (10 solo), including seven in First-Round victory over Indianapolis (12/30) . . .

**POSTSEASON HONORS:** Was voted as a reserve to the AFC Pro Bowl squad, the first Pro Bowl of his career . . . Was one of seven Dolphins selected, the most representatives by Miami since the team had eight in 1984 . . . In addition, was selected to the Pro Football Weekly All-AFC team.

**1999** – Started all 16 regular season games at free safety . . . Tied for second on the team with 100 total tackles (66 solo), marking the third straight year and fourth time in the last five seasons that he attained the 100-tackle plateau . . . Recorded one sack, two interceptions for 30 yards in returns, one fumble recovery and seven passes defended . . . Also returned 62 kickoffs for 1,524 yards, a 24.6-yard average, with a long of 93 . . . Kickoff return average tied for second in the AFC and seventh in the NFL . . . The 62 returns established a new club single-season record, surpassing the old mark of 45, achieved by both Tony Nathan (1979) and Lorenzo Hampton (1985) . . . His 1,524 return yards also was a Dolphins single-season best, surpassing the old record of 1,136 yards, attained by Mercury Morris in 1969 . . . Of his 62 returns in 1999, six went for 35 yards or longer, including three of 50 yards or longer . . . Added one tackle on special teams during the course of the season . . . Recorded five tackles and intercepted a Jake Plummer pass in win vs. Arizona (9/19) . . . The interception was his first as a Dolphin in the regular season and was his first in the regular season since December 25, 1995, as a member of the Dallas Cowboys when he returned an interception 32 yards for a touchdown against Arizona . . . Also returned five kickoffs for a 23.8-yard average with a long of 50 in the Cardinals game . . . Had five tackles and a pass defended vs. Buffalo (10/4) . . . Also brought back four kickoffs for a 39.3-yard average, including a career-long 93-yard return, setting up the Dolphins' only touchdown of the game . . . It was the longest kickoff return by a Dolphin since Marc Logan's 97-yard return for a touchdown on October 1, 1989 at Houston . . . Fielded five kickoffs for a 28.2-yard average with a long of 58 at New England (10/17) . . . Posted seven tackles, including his only sack of the season, vs. Philadelphia (10/24) . . . Had a season-high nine tackles, to go along with two passes defended, at Buffalo (11/14) . . . Intercepted a Drew Bledsoe pass that he returned 28 yards vs. New England (11/21) . . . Matched his season-high with nine tackles at Dallas (11/25) . . . Had seven tackles and a fumble recovery vs. San Diego (12/19) . . . Fumble recovery came following a Rich Owens sack of Jim Harbaugh with 5:47 to play and led to Olindo Mare's game-winning field goal in a 12-9 victory . . . Returned six kickoffs for a 25.2-yard average with a long of 40 vs. N.Y. Jets (12/27) . . . Started both playoff games following the 1999 season at free safety . . . Finished fourth on the team with nine total tackles (six solo) . . . Also had one interception for a 31-yard return, and returned seven kickoffs for 178 yards, a 25.4-yard average, with a long of 47 . . . Had seven tackles in First-Round victory at Seattle (1/9/00), when he picked off a Jon Kitna pass and returned it 31 yards . . . Also returned three kickoffs for a 29.3-yard average with a long of 47 in the Seahawks game.

**1998** – Signed a three-year contract with Miami as an Unrestricted Free Agent from Dallas on March 3, 1998 . . . Started all 16 regular season games and both playoff contests at free safety in his first season with the Dolphins . . . Finished the regular season with 112 total tackles (89 solo), two passes defended, a fumble recovery and two forced fumbles . . . Tackle total ranked second on the team and was first among defensive backs . . . It also marked the second straight year and third time in the last four seasons that he reached the 100-tackle plateau . . . Also returned six kickoffs for an 18.2-yard average with a long of 28 . . . Made his Dolphins debut at Indianapolis (9/6) and registered 11 tackles, a pass defended and a fumble recovery . . . Led Miami with 11 tackles at N.Y. Jets (10/4) . . . Tied for team-lead with nine tackles and also forced a fumble vs. Indianapolis (11/8) . . . Had five tackles and a pass defended at Carolina (11/15), as the Dolphins held the Panthers to just 148 net passing yards and no touchdowns in a 13-9 victory . . . Was awarded a defensive game ball for his performance in that game . . . Led team with a season-high 13 stops vs. N.Y. Jets (12/13) . . . Started both playoff games following the 1998 season at free safety . . . Finished second on the team with 17 total tackles (14 solo) . . . Also had an interception and a fumble recovery . . . Posted five tackles, an interception and a fumble recovery in First-Round Playoff win vs. Buffalo (1/2/99) . . . Interception occurred when he picked off a Doug Flutie pass and returned it 19 yards . . . It marked the second interception of his career



during the playoffs and was the only one by the Dolphins in the 1998 postseason . . . Also recovered a fumble when Terrell Buckley stripped the ball from Eric Moulds following a 65-yard reception to the Dolphins' 18, and Marion returned the loose ball 17 yards to the Dolphins' 29 . . . Totaled a personal playoff best 12 tackles in Divisional contest at Denver (1/9/99).

**1997** – Started all 16 games at free safety for Dallas and led the team with a career-high 158 total tackles (92 solo) . . . Added seven passes defended, a fumble recovery and nine stops on special teams . . . Also returned ten kickoffs for a 31.1-yard average with a long of 49 . . . Led or tied for the team-lead in tackles on six occasions during the course of the season, and tallied double-digit tackle totals eight times . . . Tied for team-lead with six tackles in season opener at Pittsburgh (8/31) . . . Also defended three passes and returned a fumble 13 yards that set up a field goal . . . Tied for second on squad with nine stops vs. Philadelphia (9/15) . . . Also had a season-long 49-yard kickoff return in the Eagles contest . . . Earned a game ball when he posted a team-best 11 tackles vs. Chicago (9/28) . . . Led club with ten tackles at N.Y. Giants (10/5) . . . Tied for team-lead with eight tackles vs. Jacksonville (10/19), when he also was credited with three tackles on special teams . . . Was second on club with 14 tackles at Philadelphia (10/26), when he also played some at outside linebacker in the Dallas 45 and nickel defenses . . . Also had a 47-yard kickoff return to open the game . . . Led team with 13 tackles at San Francisco (11/2) . . . Added a 46-yard kickoff return vs. Washington (11/16) . . . Topped club with a career-high 19 tackles at Green Bay (11/23) . . . It marked the third-highest single-game total in team history, and with 14 solo stops, was the second-best total in that category.

**1996** – Started all ten games in which he played at free safety . . . Missed each of the final six regular season games and both playoff contests with a fractured left scapula . . . Finished fifth on the squad with 77 total tackles (44 solo) . . . Also knocked down five passes and recovered a fumble . . . On special teams, registered six tackles and returned three kickoffs for a 22.7-yard average with a long of 37 . . . Opened the season with eight tackles at Chicago (9/2), when he also returned a fumble 45 yards from his own goal line to set up a field goal . . . Recorded 10 stops vs. Indianapolis (9/15) . . . Amassed a season-high 15 tackles at Buffalo (9/22), which marked a career-best to that point . . . Made six tackles in the first half at San Francisco (11/10) before sustaining a fractured left scapula . . . Was placed on Injured Reserve on December 24.

**1995** – Started all 16 regular season games and each of Dallas' three playoff contests . . . Finished with 114 total tackles (74 solo), a career-high six interceptions for 40 yards and a touchdown, 13 passes defended and a forced fumble . . . Also recorded 13 tackles on special teams, and returned one kickoff for 16 yards . . . Interception total tied for the team-lead, along with Larry Brown, and tied for fifth in the NFL . . . Tackle figure was second on the club . . . Had seven tackles and an interception in season-opener at N.Y. Giants (9/4) . . . Recorded 11 tackles the following week vs. Denver (9/10) . . . Came up with his second interception of the year, vs. Arizona (9/24), when he also tallied five tackles and a forced fumble . . . Stopped a potential score with an interception in the end zone at San Diego (10/15) . . . Matched a season-high with 11 tackles vs. San Francisco (11/12) . . . Broke up a career-best four passes the following week at Oakland (11/19), when he also intercepted a pass that led to a field goal . . . Interception vs. N.Y. Giants (12/17) helped set up a Dallas field goal . . . Also made ten tackles in that contest . . . Intercepted a Dave Krieg pass and raced 31 yards for his first career touchdown in season finale at Arizona (12/25) . . . In three postseason games, registered 14 tackles, an interception and two passes defended . . . Also came up with four special teams tackles and returned one kickoff for 13 yards . . . Interception occurred on the final play of Super Bowl XXX in Dallas' 27-17 victory over Pittsburgh, when he picked off a Neil O'Donnell pass.

**1994** – Played in 14 regular season contests, including one start, and appeared in both playoff games . . . Finished with 29 tackles (21 solo), an interception, three passes defended and a forced fumble . . . Added a career-high 23 special teams tackles, which tied for second on the squad . . . Also brought back two kickoffs for 39 yards with a long of 21 . . . Made first NFL start vs. Houston (9/11), and recorded five tackles and a pass defended . . . Had first career sack, in addition to four tackles and a forced fumble, vs. N.Y. Giants (11/7), when he earned a game ball . . . Only interception of the season came against Washington (11/20), when he also registered four stops on special teams . . . Was inactive for each of the last two regular season games (at New Orleans 12/19 and at N.Y. Giants 12/24) while recovering from fractured ribs sustained against Cleveland (12/10) . . . Appeared in both playoff games . . . Posted nine tackles, to go along with a pass defended, in Divisional game vs. Green Bay (1/8/95) . . . Also earned NFL Special Teams Player of the Week honors for his performance in the Cowboys' 35-9 win over the Packers by recording three tackles.

**1993** – Played in 15 regular season games and two playoff contests in rookie season, all in a reserve role . . . Posted 16 tackles (11 solo), an interception, three passes defended, two forced fumbles and a fumble recovery on defense, where he played as a linebacker in nickel situations . . . Was third on the team during the regular season with 19 special teams tackles . . . Recorded a season-high five tackles at Atlanta (11/21) . . . First career interception came against Miami on Thanksgiving Day (11/25), picking off a Steve DeBerg pass and returning it two yards . . . Finished the game with five tackles, a forced fumble and a pass defended . . . Earned a special teams game ball at N.Y. Jets (12/18) when he led team with four tackles and recovered a fumbled punt . . . Deflected a punt in NFC East-clinching victory at N.Y. Giants (1/2/94) . . . Saw action in two of Dallas' three playoff games, and registered one tackle on defense and three on special teams . . . Also returned two kickoffs for 28 yards with a long of 14 . . . Seventh-round draft choice (196th overall) of Dallas in 1993.

## COLLEGE

Was a four-year starter at the University of Nevada (1989-92) . . . Played cornerback each of his first three seasons before being moved to strong safety for his senior season . . . Concluded his career with 303 tackles, 13 interceptions and 44 passes defended . . . Was a three-time all-conference selection . . . Earned All-Big Sky accolades twice and All-Big West honors once . . . Led the Wolf Pack secondary in tackles all four years, during which time the team won three straight conference titles, participated in the NCAA I-AA playoffs twice and received a bid to the Las Vegas Bowl . . . Majored in interior design.

## PERSONAL

Married to Keri . . . Couple has four daughters, Brianna (8/9/93), Olivia (1/5/96), Hannah (7/30/99) and Gennavieve (12/12/00), and two sons, Brock Jr. (3/14/97) and Luke (4/10/02) . . . Earned nine varsity letters in football, basketball and track at West High School in Bakersfield, Calif. . . . Was an all-state selection following his senior season when he led the state with 13 interceptions . . . Has participated in fund-raising events for the Cystic Fibrosis Foundation . . . Along with other Dolphins defensive backs, has been part of the "Prudential No Passing Zone" program, which in conjunction with Prudential, has helped 2,300 children from the Broward Boys & Girls Clubs attend Dolphins home games . . . Created his own program called "Tackles For Hunger" in which he donated \$75 for every tackle he made to the Daily Bread Food Bank . . . Also was part of a defensive backfield that won the team's Community Service Award for 1999 . . . Started the Brock Marion Foundation, which is a non-profit organization that exists to serve people by providing the necessary means to improve their family life . . . This past offseason, held a two-day fishing camp for kids . . . Father, Jerry, played wide receiver with the Pittsburgh Steelers in 1967 . . . Full name is Brock Elliott Marion, born June 11, 1970, in Bakersfield, Calif.

### BROCK MARION'S NFL REGULAR SEASON STATISTICS

YEAR	TEAM	G-S	TACK.	ASST.	TOTAL	FUM. REC.	INT.	YDS.	LG	TD
1993	Dallas	15-0	11	5	16	1	1	2	2	0
1994	Dallas	14-1	21	8	29	0	1	11	11	0
1995	Dallas	16-16	74	40	114	0	6	40	32t	1
1996	Dallas	10-10	44	33	77	1	0	0	0	0
1997	Dallas	16-16	92	66	158	1	0	0	0	0
1998	Miami	16-16	89	23	112	1	0	0	0	0
1999	Miami	16-16	66	34	100	1	2	30	28	0
2000	Miami	16-16	85	24	109	1	5	72	24	0
2001	Miami	15-15	66	31	97	1	5	227	100t	2
2002	Miami	16-16	78	31	109	0	5	99	62	0
<b>10-YEAR TOTALS</b>		<b>150-122</b>	<b>626</b>	<b>295</b>	<b>921</b>	<b>7</b>	<b>25</b>	<b>481</b>	<b>100t</b>	<b>3</b>
<b>MIAMI TOTALS</b>		<b>79-79</b>	<b>384</b>	<b>143</b>	<b>527</b>	<b>4</b>	<b>17</b>	<b>428</b>	<b>100t</b>	<b>2</b>



## BROCK MARION'S NFL PLAYOFF STATISTICS

YEAR	TEAM	G-S	TACK.	ASST.	TOTAL	FUM. REC.	INT.	YDS.	LG	TD
1993	Dallas	2-0	0	1	1	0	0	0	0	0
1994	Dallas	2-0	5	5	10	0	0	0	0	0
1995	Dallas	3-3	6	8	14	0	1	0	0	0
1996	Dallas	INJURED RESERVE (fractured left scapula)								
1998	Miami	2-2	14	3	17	1	1	19	19	0
1999	Miami	2-2	6	3	9	0	1	31	31	0
2000	Miami	2-2	10	1	11	0	0	0	0	0
2001	Miami	1-1	4	4	8	0	0	0	0	0
<b>PLAYOFF TOTALS</b>		<b>14-10</b>	<b>45</b>	<b>25</b>	<b>70</b>	<b>1</b>	<b>3</b>	<b>50</b>	<b>31</b>	<b>0</b>
<b>MIAMI TOTALS</b>		<b>7-7</b>	<b>34</b>	<b>11</b>	<b>45</b>	<b>1</b>	<b>2</b>	<b>50</b>	<b>31</b>	<b>0</b>

### ADDITIONAL STATS

**Passes Defended:** (Dallas) 3 in 1993, 3 in 1994, 13 in 1995, 5 in 1996, 7 in 1997, (Miami) 2 in 1998, 7 in 1999, 9 in 2000, 7 in 2001, 13 in 2002 for total of 69 (P-5)

**Sacks:** (Dallas) 1 in 1994, (Miami) 1 in 1999 for total of 2

**Forced Fumbles:** (Dallas) 2 in 1993, 1 in 1994, 1 in 1995, (Miami) 2 in 1998, 2 in 2001 for total of 8

**Special Teams Tackles:** (Dallas) 19 in 1993, 23 in 1994, 13 in 1995, 6 in 1996, 9 in 1997, (Miami) 1 in 1999, 1 in 2002 for total of 72 (P-10)

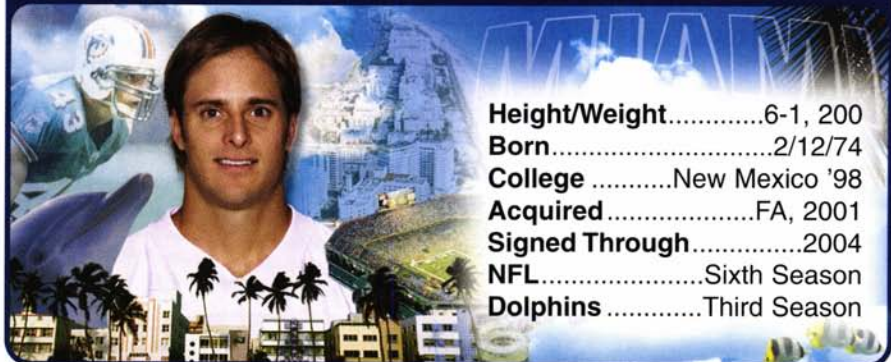
**Kickoff Returns:** (Dallas) 2 for 39 yards, 19.5 avg., long 21 in 1994; 1 for 16 yards in 1995; 3 for 68 yards, 22.7 avg., long 37 in 1996; 10 for 311 yards, 31.1 avg., long 49 in 1997; (Miami) 6 for 109 yards, 18.2 avg., long 28 in 1998, 62 for 1,524 yards, 24.6 avg., long 93 in 1999; 22 for 513 yards, 23.3 avg., long 47 in 2000, 17 for 371 yards, 21.8 avg., long 55 in 2001 for total of 123 for 2,951 yards, 24.0 avg., long 93 (P-16 for 348 yards, 21.8 avg., long 47)

### SINGLE-GAME HIGHS

<b>Interceptions:</b>	2 vs. Indianapolis, 12/10/01
<b>Interception Return Yards:</b>	100 vs. Buffalo, 1/6/02
	78 vs. Indianapolis, 12/10/01
	62 vs. N.Y. Jets, 9/22/02
<b>Long Interception Returns:</b>	100t vs. Buffalo, 1/6/02
	62 vs. N.Y. Jets, 9/22/02
	41 vs. Indianapolis, 12/10/01
<b>Kickoff Returns:</b>	7 at N.Y. Jets, 12/12/99
	7 at N.Y. Jets, 10/23/00 (OT)
	6 vs. N.Y. Jets, 12/27/99
	5, five times (last: at Dallas, 11/25/99)
<b>Kickoff Return Avg. (min. 4 rets.):</b>	39.3 vs. Buffalo, 10/4/99
	32.5 at Tennessee, 9/9/01
	28.2 at New England, 10/17/99
	27.6 at N.Y. Jets, 10/23/00 (OT)
	25.2 vs. N.Y. Jets, 12/27/99
<b>Kickoff Return Yards:</b>	193 at N.Y. Jets, 10/23/00 (OT)
	157 vs. Buffalo, 10/4/99
	151 vs. N.Y. Jets, 12/27/99
	143 at N.Y. Jets, 12/12/99
	141 at New England, 10/17/99
<b>Long Kickoff Returns:</b>	93 vs. Buffalo, 10/4/99
	58 at New England, 10/17/99
	55 at Tennessee, 9/9/01
	50 vs. Arizona, 9/19/99
	49 vs. Philadelphia, 9/15/97

\* Playoff Game

# Scott McGarrahan • 43 • Safety



**Height/Weight**.....6-1, 200  
**Born**.....2/12/74  
**College** .....New Mexico '98  
**Acquired** .....FA, 2001  
**Signed Through**.....2004  
**NFL**.....Sixth Season  
**Dolphins** .....Third Season

## PRO CAREER

**2002** – Played in 14 games in a reserve role . . . Was inactive for two contests . . . Recorded four tackles and a sack on defense . . . Was eighth on the club with ten special teams tackles, while also producing a forced fumble . . . Was inactive for games vs. Detroit (9/8) and vs. N.Y. Jets (9/22) with a left groin strain . . . First full sack of NFL career came in Monday night game at Green Bay (11/4) when he tackled Brett Favre for a 13-yard loss . . . Was awarded a special teams game ball in win over San Diego (11/24) when he had one tackle and a forced fumble, as he stripped the ball from Reche Caldwell on a punt, and Scott Galyon recovered at the Chargers' 28, leading to a Dolphins touchdown four plays later . . . Posted a season-high two special teams tackles in win over Oakland (12/15).

**2001** – Went to training camp with Green Bay . . . Was released by the Packers on September 2 and signed by the Dolphins as a free agent on September 5 . . . Played in all 16 regular season games in a reserve role, primarily on special teams . . . Was fourth on the squad with 14 special teams tackles . . . Also recovered a fumble on special teams . . . Did not post any stats on defense . . . Recorded three special teams tackles in opener at Tennessee (9/9) . . . In 30-10 victory over New England (10/7), downed one punt at the Patriots' 3 and another at the 4 . . . Added two stops at Indianapolis (11/11) and at New England (12/22).

**2000** – Took part in all 16 regular season matchups with the Packers . . . Recorded a career-high eight tackles on defense, including a half-sack, while also amassing a career-best 15 stops on special teams, which ranked second on the squad . . . Had three special teams tackles in opener vs. N.Y. Jets (9/3) . . . Injuries thrust him into the role as nickel back vs. Philadelphia (9/17) . . . Recorded three tackles on defense and two more on special teams that day as the Packers posted a 6-3 victory.

**1999** – Played in 13 games, all in a reserve role . . . Tallied a pair of tackles on defense and seven stops on special teams . . . Sustained a severe hamstring pull vs. Carolina (12/12) . . . Was inactive for each of the next two games before being placed on injured reserve on December 29.

**1998** – Played in 15 regular season games, all in a reserve role . . . Was inactive for one contest . . . Posted 13 tackles and a pass defended on defense and ten tackles on special teams, which ranked fourth on the club . . . On defense, saw action in dime package and some at left cornerback . . . Produced a career-best four tackles vs. Tennessee (12/20) . . . Collected two special teams tackles on two occasions: at Carolina (9/27) and at Tampa Bay (12/7) . . . Was inactive at Pittsburgh (11/9) with a sprained medial collateral ligament in his right knee sustained vs. San Francisco (11/1) . . . Played in First-Round Playoff game at San Francisco (1/3/99), and tallied one tackle on defense and another on special teams . . . Underwent surgery following the season, on January 11, 1999 to stabilize a left shoulder injury initially

## FINIS FACT

Scott's grandfather, Leon Pickett, was a tackle on TCU's 1938 national championship team.





sustained at Minnesota (11/22) . . . First of two sixth-round draft choices (156th overall) by Green Bay in 1998.

## COLLEGE

Was a four-year letterman (1994-97) at New Mexico who started each of his final three seasons . . . Opened 34 straight games to close out his career during which time he appeared in 46 contests . . . Finished with 316 tackles, three interceptions, five sacks, six forced fumbles and 19 passes defended . . . Was a first-team All-Western Athletic Conference selection, as well as the team's Defensive MVP as a senior when he totaled 97 tackles, four sacks, two interceptions, two forced fumbles and six passes defended . . . Also served as a co-captain in 1997 . . . Registered a career-high 101 tackles his sophomore season of 1995 . . . Redshirted in 1993 . . . Majored in business.

## PERSONAL

Married to Lindsay . . . Was an all-area, all-district and all-city selection as a cornerback at Lamar High School in Arlington, Texas . . . Team posted a record of 35-4 during his three years, including a string of 33 straight victories . . . Played slotback on offense . . . Also lettered one year in wrestling . . . Older brother, Chris, played football at Southwest Texas State from 1992-95 . . . Along with the other Dolphins defensive backs, has been part of the "Prudential No Passing Zone" program, which in conjunction with Prudential, helps to send 2,300 children from the Boys & Girls Clubs of Broward County to games throughout the regular season . . . Took part in the Miami Dolphins Fishing Tournament benefiting the Cystic Fibrosis Foundation and worked with kids that have Cystic Fibrosis at the Mercury Jr. Anglers Clinic, teaching them how to fish . . . Has assisted in building houses for Habitat for Humanity . . . While at the University of New Mexico, was involved with the Children's Miracle Network and Campus Crusade for Christ . . . In spare time enjoys speaking at schools . . . Hobbies include fishing, playing golf and playing the guitar . . . Full name is John Scott McGarrahan, born February 12, 1974 in Arlington, Texas.

### SCOTT MCGARRAHAN'S NFL REGULAR SEASON STATISTICS

YEAR	TEAM	G-S	TACK.	ASST.	TOTAL	FUM. REC.	INT.	YDS.	LG	TD
1998	Green Bay	15-0	11	2	13	0	0	0	0	0
1999	Green Bay	13-0	2	0	2	0	0	0	0	0
2000	Green Bay	16-0	7	1	8	0	0	0	0	0
2001	Miami	16-0	0	0	0	0	0	0	0	0
2002	Miami	14-0	2	2	4	0	0	0	0	0
5-YEAR TOTALS		74-0	22	5	27	0	0	0	0	0
MIAMI TOTALS		30-0	2	2	4	0	0	0	0	0

### SCOTT MCGARRAHAN'S NFL PLAYOFF STATISTICS

YEAR	TEAM	G-S	TACK.	ASST.	TOTAL	FUM. REC.	INT.	YDS.	LG	TD
1998	Green Bay	1-0	1	0	1	0	0	0	0	0
2001	Miami	1-0	0	0	0	0	0	0	0	0
PLAYOFF TOTALS		2-0	1	0	1	0	0	0	0	0
MIAMI TOTALS		1-0	0	0	0	0	0	0	0	0

### ADDITIONAL STATS

**Passes Defended:** 1 in 1998, 1 in 2000 for total of 2

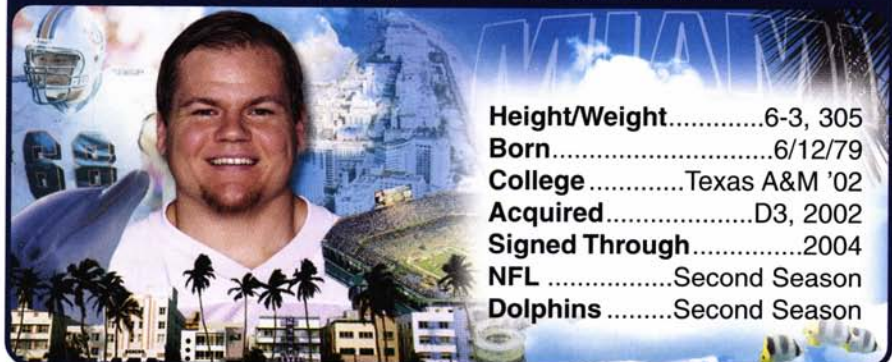
**Sacks:** (Green Bay) 0.5 for 2 yards in 2000, (Miami) 1 for 13 yards in 2002 for total of 1.5 for 15 yards

**Special Teams Tackles:** (Green Bay): 10 in 1998, 7 in 1999, 15 in 2000, (Miami) 14 in 2001, 10 in 2002 for total of 56 (P-1)

**Special Teams Fumble Recoveries:** 1 in 2001

**Special Teams Forced Fumble:** 1 in 2002

## Seth McKinney • 68 • Center/Guard



Height/Weight.....6-3, 305  
Born.....6/12/79  
College.....Texas A&M '02  
Acquired.....D3, 2002  
Signed Through.....2004  
NFL.....Second Season  
Dolphins.....Second Season

### PRO CAREER

**2002** – Played in all 16 games in his rookie season, starting two of them . . . Majority of action over first 14 contests came in short-yardage and goal-line situations, and on special teams . . . Made first start of NFL career at Minnesota (12/21) when he opened at left guard in place of Jamie Nails, who sustained a torn left Achilles' tendon the previous week vs. Oakland (12/15) . . . Also started at that spot in season finale at New England (12/29) as Nails was placed on injured reserve . . . Third-round draft choice (90th overall) by Miami in 2002.

### FIN S F A C T

Seth's father, Mike, was the Health and Human Services Commissioner for the state of Texas under former Governor and now President George W. Bush. He now serves as the Chief of Staff for current Texas Governor Rick Perry.

### COLLEGE

Four-year starter for the Aggies (1998-2001) . . . Including bowl games, started 50 consecutive contests in his career, becoming just the fifth center in NCAA I-A history to start every game in a career . . . Opened all 12 matchups as a senior and was a consensus All-Big 12 Conference selection . . . Also was an Academic All-Big 12 Conference choice . . . Was a finalist for the Rimington Award, given to the nation's top center . . . Was voted as the team's Offensive MVP, as he did not allow a quarterback sack or pressure the entire season . . . Was a first-team All-Big 12 pick as a junior, while also being selected as the school's Scholar Athlete of the Year . . . Started all 14 games as a redshirt freshman in 1998 and earned Freshman All-America honors from The Sporting News . . . Redshirted in 1997 . . . Holds B.S. and Master's degrees in Management Information Systems.

### PERSONAL

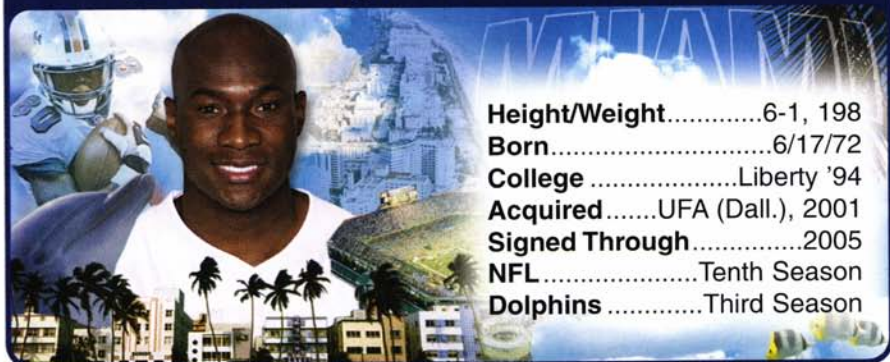
Married to Paige with daughter, Kate Elizabeth (12/16/02) . . . Wife gave birth the Monday prior to his first NFL start . . . Brother, Steve, played along the offensive line at Texas A&M from 1994-97, was a fourth-round draft choice of Indianapolis in 1998, and now is in his second season with Houston . . . Was a first-team All-Central Texas and Associated Press All-State pick at Westlake High School in Austin . . . Played offensive tackle on a unit that featured current San Diego Chargers quarterback Drew Brees . . . Also lettered in basketball, baseball and track . . . Was a state qualifier in the shot put . . . Has assisted in building houses for Habitat for Humanity . . . Hobbies include hunting, fishing and spending time with his family . . . Full name is Seth Alan McKinney, born June 12, 1979 in Buffalo, Texas.



## SETH MCKINNEY'S NFL REGULAR SEASON STATISTICS

GAMES/STARTS: 2002: 16/2

### James McKnight • 80 • Wide Receiver



**Height/Weight**.....6-1, 198  
**Born**.....6/17/72  
**College**.....Liberty '94  
**Acquired**.....UFA (Dall.), 2001  
**Signed Through**.....2005  
**NFL**.....Tenth Season  
**Dolphins**.....Third Season

### PRO CAREER

**2002** – Appeared in 15 games, starting nine of them . . . Was inactive for one contest . . . Was fifth on the team with 29 receptions . . . Was second on the squad with 528 receiving yards . . . Added two touchdowns . . . Also rushed for 58 yards on seven attempts with a long run of 19 . . . Had one tackle on special teams as well . . . Saw action in a reserve role in five of the first six games . . . Was inactive for week two contest at Indianapolis (9/15) . . . First start of the year came vs. Buffalo (10/20) in place of an injured Chris Chambers (concussion) . . . Started two weeks later at N.Y. Jets (11/10) in place of the injured Cris Carter (kidney), marking the 100th regular season game of his NFL career . . . Started each of the final eight contests of the year . . . Had his best game of the season in the Dolphins' 30-3 win over San Diego (11/24) when he hauled in three passes for 111 yards, including a career-long catch of 77 yards and a 20-yard TD reception, both from Ray Lucas . . . It marked the sixth 100-yard receiving game of his career and his first as a Dolphin . . . It represented the fifth-highest yardage output of his career and his most since he amassed a career-high 164 yards on November 12, 2000 against Cincinnati as a member of the Cowboys . . . 77-yard catch also established a new career-long, surpassing his previous best of 73 yards that he had from John Friesz on November 17, 1996 at Detroit as a member of the Seahawks . . . The pass play also tied for the tenth longest reception in Dolphins history and marked the longest non-scoring catch in club history . . . It was the longest reception by a Dolphin since October 31, 1993 when Mark Ingram had a 77-yard touchdown catch from Scott Mitchell vs. Kansas City . . . Had four catches for 90 yards in 27-9 Monday night victory over Chicago (12/9) . . . Tallied a team-high five receptions for 47 yards at Minnesota (12/21) . . . Lone catch in season finale at New England (12/29) was a 32-yard scoring reception from Jay Fiedler . . . Had a career-long 19-yard run at Kansas City (9/29).

### F I N I S F A C T

James started his own sports marketing and financial services company in 2002 called "The Agency Group", for which he serves as President.

**2001** – Signed a five-year contract with the Dolphins as an Unrestricted Free Agent from Dallas on March 16, 2001 . . . Started 15 of the 16 regular season games in which he played during his first year with the Dolphins . . . Caught 55 passes for 684 yards and three touchdowns . . . Also rushed for 39 yards on six attempts . . . Led team with 20 third-down receptions, tied for 13th in the AFC . . . His reception total tied for first on the team along with Oronde Gadsden and marked a new career-high . . . Yardage total was second on the club and was the second-highest figure of his career . . . Three receiving scores tied for second on the club and were the second-most of his career . . . Caught three passes for 48 yards vs.

**212 • McKinney/McKnight**

Oakland (9/23) when he scored on a run for a two-point conversion, marking the Dolphins' first two-pointer since October 20, 1996 when Craig Erickson connected with Troy Drayton at Philadelphia . . . Also had one rush attempt for four yards in the Raiders contest, the first rush attempt of his career . . . Had a team-high five receptions for 73 yards, including a 24-yard TD catch from Jay Fiedler, his first touchdown as a Dolphin, at St. Louis (9/30) . . . Had his best game of the year against his former team, at Seattle (10/28) . . . Hauled in a team-best eight receptions for 94 yards, including a 39-yard TD catch . . . Reception total is tied for the second-highest total of his career . . . Had four catches for 67 yards, including a season-long 40-yard reception vs. Carolina (11/4) . . . Amassed nine receptions for 66 yards vs. N.Y. Jets (11/18) . . . Reception total represented a career-high, surpassing his previous best of eight that he set on November 12, 2000 against Cincinnati as a member of the Cowboys, and again three weeks prior to the Jets game, at Seattle (10/28) . . . That figure also was the most by a Dolphin since the 1999 season finale when FB Rob Konrad caught ten passes for 68 yards at Washington on January 2, 2000 . . . Only game he did not start was in season finale vs. Buffalo (1/6/02) . . . Only reception that day went 16 yards for a touchdown . . . Started First-Round Playoff game vs. Baltimore (1/13/02), the initial postseason game of his NFL career . . . Had four receptions for 26 yards.

**2000** — Started 15 of the 16 games in which he played for Dallas . . . Moved into starting lineup following season-ending knee injury to Joey Galloway in week one . . . Led Dallas with 52 receptions for 926 yards . . . Also scored a pair of touchdowns . . . Recorded one special teams tackle on the year . . . Had a reception in all but one game, posted at least two catches in a game 13 times, including each of the final ten games . . . 17.8-yard average per reception was fourth in the NFC and tied for fourth in the NFL . . . Hauled in five passes for 86 yards, including a 47-yard TD reception from Randall Cunningham for his first touchdown as a Cowboy, in week two at Arizona (9/10), when he was making his first start as a Cowboy . . . Two weeks later vs. San Francisco (9/24), had six receptions for 129 yards, the third 100-yard receiving game of his career and the second-highest yardage total of his career . . . Saw limited action at N.Y. Giants (10/15) with a bruised shoulder, marking the only game of the year that he did not have a catch . . . Posted three receptions for 75 yards, including a season-long 48-yard catch, vs. Arizona (10/22) . . . Had six catches for 113 yards vs. Jacksonville (10/29) . . . Collected season-high totals of eight receptions for 164 yards, including a 35-yard scoring grab, vs. Cincinnati (11/12) . . . Six of his eight catches went for a first down . . . His yardage total that day was the most by a Cowboy since Michael Irvin had 198 yards at Arizona on December 8, 1996 . . . 100th career reception came on a 17-yard catch in the second quarter at Baltimore (11/19).

**1999** — Sustained a torn anterior cruciate ligament during warmup drills prior to an intrasquad scrimmage on August 5 . . . Underwent surgery to repair the damage on August 26, was placed on injured reserve a day later . . . Was acquired by Dallas from Seattle on June 24, 1999 in exchange for a 2000 third-round draft choice.

**1998** — Started two of the 14 games in which he played in his final season with Seattle . . . Caught 21 passes for 346 yards and two touchdowns . . . Also had seven tackles on special teams . . . Was inactive vs. Oakland (11/1) with a hip pointer . . . Had three receptions for 66 yards vs. Oakland (11/15) . . . Against Dallas a week later (11/22), tallied three receptions for 22 yards, including a five-yard scoring pass from Warren Moon, the 290th TD pass of Moon's career, tying him with Johnny Unitas for third on the NFL's all-time list . . . Grabbed a season-high five passes for 113 yards, including a 59-yard TD catch from Jon Kitna, the following week vs. Tennessee (11/29) . . . Sat out season finale at Denver (12/27) with the flu.

**1997** — Started five of the 12 games in which he played . . . Caught 34 passes for 637 yards and six touchdowns . . . Added seven stops on special teams . . . Led the NFL with an 18.7-yard average per reception . . . Averaged 38.5 yards on his six touchdown catches . . . Missed each of the first four games of the year with a knee injury sustained in the preseason finale at Cincinnati (8/22) . . . In first game back, at Kansas City (9/28), snared a 54-yard TD pass . . . Tallied four receptions for 100 yards vs. Oakland (10/26), the first 100-yard receiving game of his career . . . Also had a 42-yard TD catch in the contest . . . In the Raiders game, teamed with Joey Galloway (7 rec., 117 yards) to become the third pair of receivers to attain the 100-yard receiving mark in the same game in Seahawks history . . . At New Orleans (11/16), had three receptions for 67 yards, including a 34-yard scoring catch on fourth down to tie game with 1:40 to play . . . Two weeks later vs. Atlanta (11/30), caught a season-high five passes for 61 yards . . . Had a season-long 60-yard touchdown catch at Baltimore (12/7), the third-longest reception of his career.



**1996** – Played in all 16 games in a reserve role . . . Had one reception for 73 yards . . . Posted a career-high 25 tackles on special teams, which ranked second on the squad . . . Returned three kickoffs for a 20.8-yard average . . . Only catch on the year was a 73-yarder at Detroit (11/17) from John Friesz, which stood as the longest of his career until 2002 . . . Returned a kickoff 55 yards to set up a Seahawks touchdown at Oakland (12/22).

**1995** – Appeared in all 16 games in a reserve role . . . Caught six passes for 91 yards with a long reception of 24 yards . . . Also added 14 tackles on special teams . . . Had his best game of the year vs. San Diego (10/22) when he had two catches for 35 yards.

**1994** – Signed with Seattle as an undrafted rookie free agent . . . Was waived prior to the regular season and signed to the Seahawks' practice squad, where he spent each of the first ten games of the season . . . Was activated to the 53-man roster on November 19 . . . Saw action in two of the final six games of the year and caught one pass for 25 yards . . . Also recorded one special teams tackle and was credited with one kickoff return for four yards . . . First NFL reception (25 yards) came vs. Cleveland (12/24).

## COLLEGE

Was a three-year letterman at Liberty (1991-93) . . . Finished his collegiate career with 114 receptions for 1,948 yards and 17 touchdowns . . . As a senior in 1993, caught 39 passes for 812 yards and eight touchdowns . . . Tallied 50 receptions for 711 yards and five touchdowns in his junior campaign . . . Registered eight 100-yard receiving games in his career . . . Earned degree in administration of justice during the 2000 offseason after taking several courses during previous offseasons.

## PERSONAL

Married to Mikki with sons, David (2/15/92) and James II (12/20/01) . . . Family resides in Dallas . . . Lettered in football, basketball and track at Apopka (Fla.) High School . . . In 2000, served as the Cowboy's player representative for the NFLPA . . . Also has served in this capacity with the Dolphins since 2001 . . . Is the third wide receiver from Liberty ever to play in the NFL and the second for the Dolphins, joining Fred Banks (Cleveland 1985, Miami 1987-93, Chicago 1993) and Kelvin Edwards (New Orleans 1986, Dallas 1987-88) . . . Has assisted with events for the Broward Partnership for the Homeless, Daily Bread Food Bank and the Cystic Fibrosis Foundation . . . Has assisted in building houses for Habitat for Humanity . . . Also has become involved with Reading is Fundamental, Inc. (R.I.F.) as well as events that raise awareness of asthma . . . Born June 17, 1972 in Orlando, Fla.

### JAMES McKNIGHT'S NFL REGULAR SEASON STATISTICS

YEAR	TEAM	G-S	NO.	RECEIVING				RUSHING			
				YDS.	AVG.	LG	TD	ATT.	YDS.	LG	TD
1994	Seattle	2-0	1	25	25.0	25	1	0	0	0	0
1995	Seattle	16-0	6	91	15.2	24	0	0	0	0	0
1996	Seattle	16-0	1	73	73.0	73	0	0	0	0	0
1997	Seattle	12-5	34	637	18.7	60t	6	0	0	0	0
1998	Seattle	14-2	21	346	16.5	59t	2	0	0	0	0
1999	Dallas	INJURED RESERVE (Knee)									
2000	Dallas	16-15	52	926	17.8	48	2	0	0	0	0
2001	Miami	16-15	55	684	12.4	40	3	6	39	18	0
2002	Miami	15-9	29	528	18.2	77	2	7	58	19	0
<b>9-YEAR TOTALS</b>		<b>107-46</b>	<b>199</b>	<b>3310</b>	<b>16.6</b>	<b>77</b>	<b>16</b>	<b>13</b>	<b>97</b>	<b>19</b>	<b>0</b>
<b>MIAMI TOTALS</b>		<b>31-24</b>	<b>84</b>	<b>1212</b>	<b>14.4</b>	<b>77</b>	<b>5</b>	<b>13</b>	<b>97</b>	<b>19</b>	<b>0</b>

# JAMES McKNIGHT'S NFL PLAYOFF STATISTICS

YEAR	TEAM	G-S	RECEIVING					RUSHING			
			NO.	YDS.	AVG.	LG	TD	ATT.	YDS.	LG	TD
1999	Dallas		INJURED RESERVE (Knee)								
2001	Miami	1-1	4	26	6.5	12	0	0	0	0	0
PLAYOFF TOTALS		1-1	4	26	6.5	12	0	0	0	0	0

## ADDITIONAL STATS

**Kickoff Returns:** (Seattle) 1 for 4 yards in 1994; 3 for 86 yards, 20.8 avg., long of 55 in 1996; 1 for 14 yards in 1998; (Miami) 0 for 26 yards in 2002 for total of 5 for 130 yards, 26.0 avg., long of 55.

**Special Teams Tackles:** (Seattle) 1 in 1994, 14 in 1995, 25 in 1996, 7 in 1997, 7 in 1998, (Dallas) 1 in 2000, (Miami) 1 in 2002 for total of 56

**Miscellaneous Tackles:** (Miami): 2 in 2001, 1 in 2002 for total of 3

## SINGLE-GAME HIGHS

**Most Receptions:** 9 vs. N.Y. Jets, 11/18/01  
8 vs. Cincinnati, 11/12/00  
8 vs. Seattle, 10/28/01  
6 vs. San Francisco, 9/24/00  
6 vs. Jacksonville, 10/29/00

**Most Receiving Yards:** 164 vs. Cincinnati, 11/12/00  
129 vs. San Francisco, 9/24/00  
113 vs. Tennessee, 11/29/98  
113 vs. Jacksonville, 10/29/00  
111 vs. San Diego, 11/24/02

**Longest Receptions:** 77 vs. San Diego, 11/24/02  
73 at Detroit, 11/17/96  
60t at Baltimore, 12/7/97  
59t vs. Tennessee, 11/29/98  
54t at Kansas City, 9/28/97

**Most Receiving Touchdowns:** 1, 16 times

## 100-YARD RECEIVING GAMES (6)

DATE	OPPONENT	NO.	YDS.	LG	TD
10/26/97	Oakland	4	100	42t	1
11/29/98	Tennessee	5	113	59t	1
9/24/00	San Francisco	6	129	29	0
10/29/00	Jacksonville	6	113	37	0
11/12/00	Cincinnati	8	164	35t	1
11/24/02	San Diego	3	111	77	1

## 1994 GAME-BY-GAME STATISTICS (Seattle)

DATE	OPPONENT	P/S	RECEIVING					RUSHING				W/L	SCORE
			NO.	YDS.	LG	TD	ATT.	YDS.	LG	TD	TD		
12/24	at Cleveland	P	1	25	25	0	0	0	0	0	0	L	9-35
1994 TOTALS		2-0	1	25	25	0	0	0	0	0	0	6-10	

## 1995 GAME-BY-GAME STATISTICS (Seattle)

DATE	OPPONENT	P/S	RECEIVING					RUSHING				W/L	SCORE
			NO.	YDS.	LG	TD	ATT.	YDS.	LG	TD	TD		
10/8	at Oakland	P	1	21	21	0	0	0	0	0	0	L	14-34
10/15	at Buffalo	P	1	17	17	0	0	0	0	0	0	L	21-27
10/22	SAN DIEGO	P	2	35	24	0	0	0	0	0	0	L	25-35
11/5	N.Y. GIANTS	P	1	11	11	0	0	0	0	0	0	W	30-28
11/26	N.Y. JETS	P	1	7	7	0	0	0	0	0	0	L	10-16
1995 TOTALS		16-0	6	91	24	6	0	0	0	0	0	8-8	



### 1996 GAME-BY-GAME STATISTICS (Seattle)

DATE	OPPONENT	P/S	RECEIVING				RUSHING				W/L	SCORE
			NO.	YDS.	LG	TD	ATT.	YDS.	LG	TD		
11/17	at Detroit	P	1	73	73	0	0	0	0	0	L	16-17
1996 TOTALS			16-0	1	73	73	0	0	0	0	7-9	

### 1997 GAME-BY-GAME STATISTICS (Seattle)

DATE	OPPONENT	P/S	RECEIVING				RUSHING				W/L	SCORE
			NO.	YDS.	LG	TD	ATT.	YDS.	LG	TD		
8/31	N.Y. JETS		INACTIVE								L	3-41
9/7	DENVER		INACTIVE								L	14-35
9/14	at Indianapolis		INACTIVE								W	31-3
9/21	SAN DIEGO		INACTIVE								W	26-22
9/28	at Kansas City	P	1	54	54t	1	0	0	0	0	L	17-20*
10/5	TENNESSEE	S	3	46	26	0	0	0	0	0	W	16-13
10/19	at St. Louis	S	2	25	14	0	0	0	0	0	W	17-9
10/26	OAKLAND	S	4	100	42t	1	0	0	0	0	W	45-34
11/2	at Denver	P	2	41	21	1	0	0	0	0	L	27-30
11/9	at San Diego	P	2	27	20	0	0	0	0	0	W	37-31
11/16	at New Orleans	S	3	67	34t	1	0	0	0	0	L	17-20*
11/23	KANSAS CITY	P	4	66	34	0	0	0	0	0	L	14-19
11/30	ATLANTA	S	5	61	24	0	0	0	0	0	L	17-24
12/7	at Baltimore	P	2	65	60t	1	0	0	0	0	L	24-31
12/14	at Oakland	S	3	33	18	0	0	0	0	0	W	22-21
12/21	SAN FRANCISCO	P	3	52	22	1	0	0	0	0	W	38-9
1997 TOTALS			12-6	34	637	60t	6	0	0	0	8-8	

### 1998 GAME-BY-GAME STATISTICS (Seattle)

DATE	OPPONENT	P/S	RECEIVING				RUSHING				W/L	SCORE
			NO.	YDS.	LG	TD	ATT.	YDS.	LG	TD		
9/6	at Philadelphia	P	1	28	28	0	0	0	0	0	W	38-0
9/13	ARIZONA	P	2	26	15	0	0	0	0	0	W	33-14
9/20	WASHINGTON	P	2	26	16	0	0	0	0	0	W	24-14
9/27	at Pittsburgh	P	1	7	7	0	0	0	0	0	L	10-13
10/4	at Kansas City	P	1	16	16	0	0	0	0	0	L	6-17
10/11	DENVER	P	1	13	13	0	0	0	0	0	L	16-21
10/25	at San Diego	P	0	0	0	0	0	0	0	0	W	27-20
11/1	OAKLAND		INACTIVE								L	18-31
11/8	KANSAS CITY	P	0	0	0	0	0	0	0	0	W	24-12
11/15	at Oakland	S	3	66	27	0	0	0	0	0	L	17-20
11/22	at Dallas	P	3	32	16	1	0	0	0	0	L	22-30
11/29	TENNESSEE	S	5	113	59t	1	0	0	0	0	W	20-18
12/6	at N.Y. Jets	P	0	0	0	0	0	0	0	0	L	31-32
12/13	SAN DIEGO	P	0	0	0	0	0	0	0	0	W	38-17
12/20	INDIANAPOLIS	P	2	19	11	0	0	0	0	0	W	27-23
12/27	at Denver		INACTIVE								L	21-28
1998 TOTALS			14-2	21	346	59t	2	0	0	0	8-8	

### 2000 GAME-BY-GAME STATISTICS (Dallas)

DATE	OPPONENT	P/S	RECEIVING				RUSHING				W/L	SCORE
			NO.	YDS.	LG	TD	ATT.	YDS.	LG	TD		
9/3	PHILADELPHIA	P	1	9	9	0	0	0	0	0	L	14-41
9/10	at Arizona	S	5	86	47t	1	0	0	0	0	L	31-32
9/18	at Washington	S	1	6	6	0	0	0	0	0	W	27-21
9/24	SAN FRANCISCO	S	6	129	29	0	0	0	0	0	L	24-41
10/1	at Carolina	S	3	37	19	0	0	0	0	0	W	16-13*
10/15	at N.Y. Giants	S	0	0	0	0	0	0	0	0	L	14-19
10/22	ARIZONA	S	3	75	48	0	0	0	0	0	W	48-7
10/29	JACKSONVILLE	S	6	113	37	0	0	0	0	0	L	17-23*
11/5	at Philadelphia	S	2	41	41	0	0	0	0	0	L	13-16*
11/12	CINCINNATI	S	8	164	35t	1	0	0	0	0	W	23-6

## 2000 GAME-BY-GAME STATISTICS (Dallas)

DATE	OPPONENT	P/S	RECEIVING				RUSHING				W/L	SCORE
			NO.	YDS.	LG	TD	ATT.	YDS.	LG	TD		
11/19	at Baltimore	S	4	50	17	0	0	0	0	0	L	0-27
11/23	MINNESOTA	S	3	41	18	0	0	0	0	0	L	15-27
12/3	at Tampa Bay	S	4	42	19	0	0	0	0	0	L	7-27
12/10	WASHINGTON	S	2	58	46	0	0	0	0	0	W	32-13
12/17	N.Y. GIANTS	S	2	45	30	0	0	0	0	0	L	13-17
12/25	at Tennessee	S	2	30	21	0	0	0	0	0	L	0-31
<b>2000 TOTALS</b>			<b>16-15</b>	<b>52</b>	<b>926</b>	<b>48</b>	<b>2</b>	<b>0</b>	<b>0</b>	<b>0</b>	<b>5-11</b>	

## 2001 GAME-BY-GAME STATISTICS

DATE	OPPONENT	P/S	RECEIVING				RUSHING				W/L	SCORE
			NO.	YDS.	LG	TD	ATT.	YDS.	LG	TD		
9/9	at Tennessee	S	2	25	14	0	0	0	0	0	W	31-23
9/23	OAKLAND	S	3	48	24	0	1	4	4	0	W	18-15
9/30	at St. Louis	S	5	73	24t	1	0	0	0	0	L	10-42
10/7	NEW ENGLAND	S	2	17	10	0	1	3	3	0	W	30-10
10/14	at N.Y. Jets	S	1	13	13	0	1	3	3	0	L	17-21
10/28	at Seattle	S	8	94	39t	1	0	0	0	0	W	24-20
11/4	CAROLINA	S	4	67	40	0	1	9	9	0	W	23-6
11/11	at Indianapolis	S	4	31	8	0	0	0	0	0	W	27-24
11/18	N.Y. JETS	S	9	66	9	0	1	2	2	0	L	0-24
11/25	at Buffalo	S	1	3	3	0	0	0	0	0	W	34-27
12/2	DENVER	S	4	56	25	0	0	0	0	0	W	21-10
12/10	INDIANAPOLIS	S	2	26	26	0	1	18	18	0	W	41-6
12/16	at San Francisco	S	2	40	27	0	0	0	0	0	L	0-21
12/22	at New England	S	5	78	25	0	0	0	0	0	L	13-20
12/30	ATLANTA	S	2	31	17	0	0	0	0	0	W	21-14
1/6/02	BUFFALO	P	1	16	16t	1	0	0	0	0	W	34-7
1/13/02	BALTIMORE#	S	4	26	12	0	0	0	0	0	L	3-20
<b>2001 TOTALS</b>			<b>16-15</b>	<b>55</b>	<b>684</b>	<b>40</b>	<b>3</b>	<b>1</b>	<b>39</b>	<b>18</b>	<b>0</b>	<b>11-5</b>
<b>PLAYOFF TOTALS</b>			<b>1-1</b>	<b>4</b>	<b>26</b>	<b>12</b>	<b>0</b>	<b>0</b>	<b>0</b>	<b>0</b>	<b>0</b>	

## 2002 GAME-BY-GAME STATISTICS

DATE	OPPONENT	P/S	RECEIVING				RUSHING				W/L	SCORE
			NO.	YDS.	LG	TD	ATT.	YDS.	LG	TD		
9/8	DETROIT	P	0	0	0	0	0	0	0	0	W	49-21
9/15	at Indianapolis	P	INACTIVE								W	21-13
9/22	N.Y. JETS	P	0	0	0	0	2	12	9	0	W	30-3
9/29	at Kansas City	P	1	10	10	0	1	19	19	0	L	30-48
10/6	NEW ENGLAND	P	1	35	35	0	0	0	0	0	W	26-13
10/13	at Denver	P	0	0	0	0	1	16	16	0	W	24-22
10/20	BUFFALO	P	3	42	26	0	0	0	0	0	L	10-23
11/4	at Green Bay	S	1	14	14	0	1	-1	-1	0	L	10-24
11/10	at N.Y. Jets	S	2	52	27	0	0	0	0	0	L	10-13
11/17	BALTIMORE	S	4	59	39	0	1	2	2	0	W	26-7
11/24	SAN DIEGO	S	3	111	77	1	0	0	0	0	W	30-3
12/1	at Buffalo	S	0	0	0	0	0	0	0	0	L	21-38
12/9	CHICAGO	S	4	90	34	0	1	10	10	0	W	27-9
12/15	OAKLAND	S	4	36	10	0	0	0	0	0	W	23-17
12/21	at Minnesota	S	5	47	14	0	0	0	0	0	L	17-20
12/29	at New England	S	1	32	32t	1	0	0	0	0	L	24-27*
<b>2002 TOTALS</b>			<b>15-9</b>	<b>29</b>	<b>528</b>	<b>77</b>	<b>2</b>	<b>7</b>	<b>58</b>	<b>19</b>	<b>0</b>	<b>9-7</b>

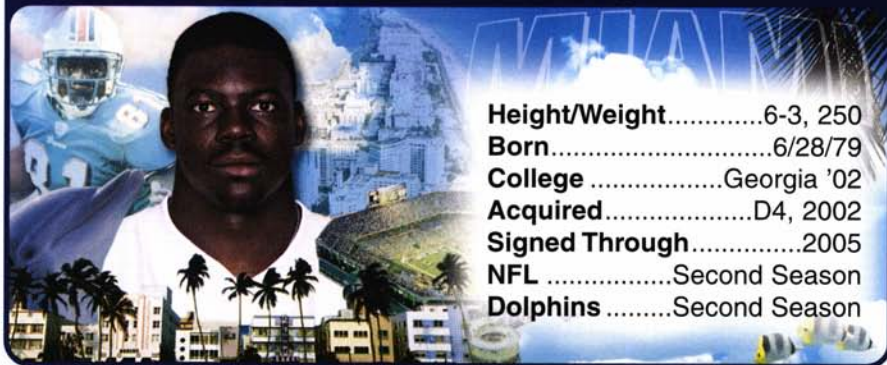
\* - overtime # - playoff game



# JAMES MCKNIGHT'S RECEIVING BREAKDOWN

	2002						CAREER					
	G	NO	YDS	AVG	LG	TD	G	NO	YDS	AVG	LG	TD
Buffalo	2	3	42	14.0	26	0	6	6	78	13.0	26	1
Miami	-	-	-	-	-	-	1	0	0	0.0	0	0
New England	2	2	67	33.5	35	1	4	9	162	18.0	35	1
N.Y. Jets	2	2	52	26.0	27	0	6	13	138	10.6	27	0
<b>AFC East</b>	<b>6</b>	<b>7</b>	<b>161</b>	<b>23.0</b>	<b>35</b>	<b>1</b>	<b>17</b>	<b>28</b>	<b>378</b>	<b>13.5</b>	<b>35</b>	<b>2</b>
Baltimore	1	4	59	14.8	39	0	3	10	174	17.4	60	1
Cincinnati	-	-	-	-	-	-	2	8	164	20.5	35	1
Cleveland	-	-	-	-	-	-	1	1	25	25.0	25	1
Pittsburgh	-	-	-	-	-	-	1	1	7	7.0	7	0
<b>AFC Central</b>	<b>1</b>	<b>4</b>	<b>59</b>	<b>14.8</b>	<b>39</b>	<b>0</b>	<b>7</b>	<b>20</b>	<b>370</b>	<b>18.5</b>	<b>60</b>	<b>3</b>
Houston	-	-	-	-	-	-	-	-	-	-	-	-
Indianapolis	-	-	-	-	-	-	3	8	76	9.5	26	0
Jacksonville	-	-	-	-	-	-	3	6	113	18.8	37	0
Tenn./Hous.	-	-	-	-	-	-	5	12	214	17.8	59	1
<b>AFC South</b>	<b>-</b>	<b>-</b>	<b>-</b>	<b>-</b>	<b>-</b>	<b>-</b>	<b>11</b>	<b>26</b>	<b>403</b>	<b>15.5</b>	<b>59</b>	<b>1</b>
Denver	1	0	0	0.0	0	0	8	7	110	15.7	25	1
Kansas City	1	1	10	10.0	10	0	9	7	146	20.9	54	1
Oakland	1	4	36	9.0	10	0	10	18	304	16.9	42	1
San Diego	1	3	111	37.0	77	1	8	7	173	24.7	77	1
<b>AFC West</b>	<b>4</b>	<b>8</b>	<b>157</b>	<b>19.6</b>	<b>77</b>	<b>1</b>	<b>35</b>	<b>39</b>	<b>733</b>	<b>18.8</b>	<b>77</b>	<b>4</b>
<b>AFC Total</b>	<b>11</b>	<b>19</b>	<b>377</b>	<b>19.8</b>	<b>77</b>	<b>2</b>	<b>70</b>	<b>113</b>	<b>1884</b>	<b>16.7</b>	<b>77</b>	<b>10</b>
Dallas	-	-	-	-	-	-	1	3	32	10.7	16	1
N.Y. Giants	-	-	-	-	-	-	3	3	56	18.7	30	0
Philadelphia	-	-	-	-	-	-	4	4	78	19.5	41	0
Washington	-	-	-	-	-	-	4	5	90	18.0	46	0
<b>NFC East</b>	<b>-</b>	<b>-</b>	<b>-</b>	<b>-</b>	<b>-</b>	<b>-</b>	<b>12</b>	<b>15</b>	<b>256</b>	<b>17.1</b>	<b>46</b>	<b>1</b>
Chicago	1	4	90	22.5	34	0	1	4	90	22.5	34	0
Detroit	1	0	0	0.0	0	0	2	1	73	73.0	73	0
Green Bay	1	1	14	14.0	14	0	2	1	14	14.0	14	0
Minnesota	1	5	47	9.4	14	0	3	8	88	11.0	18	0
<b>NFC Central</b>	<b>4</b>	<b>10</b>	<b>151</b>	<b>15.1</b>	<b>34</b>	<b>0</b>	<b>8</b>	<b>14</b>	<b>265</b>	<b>18.9</b>	<b>73</b>	<b>0</b>
Atlanta	-	-	-	-	-	-	2	7	92	13.1	24	0
Carolina	-	-	-	-	-	-	2	7	104	14.9	40	0
New Orleans	-	-	-	-	-	-	1	3	67	22.3	34	1
Tampa Bay	-	-	-	-	-	-	2	4	42	10.5	19	0
<b>NFC South</b>	<b>-</b>	<b>-</b>	<b>-</b>	<b>-</b>	<b>-</b>	<b>-</b>	<b>7</b>	<b>21</b>	<b>305</b>	<b>14.5</b>	<b>40</b>	<b>1</b>
Arizona	-	-	-	-	-	-	4	10	187	18.7	48	1
St. Louis	-	-	-	-	-	-	2	7	98	14.0	24	1
San Francisco	-	-	-	-	-	-	3	11	221	20.1	29	1
Seattle	-	-	-	-	-	-	1	8	94	11.8	39	1
<b>NFC West</b>	<b>-</b>	<b>-</b>	<b>-</b>	<b>-</b>	<b>-</b>	<b>-</b>	<b>10</b>	<b>36</b>	<b>600</b>	<b>16.7</b>	<b>48</b>	<b>4</b>
<b>NFC Total</b>	<b>4</b>	<b>10</b>	<b>151</b>	<b>15.1</b>	<b>34</b>	<b>0</b>	<b>37</b>	<b>86</b>	<b>1426</b>	<b>16.6</b>	<b>73</b>	<b>6</b>
Home	8	19	373	19.6	77	1	53	112	1909	17.0	77	6
Road	7	10	155	15.5	32	1	54	87	1401	16.1	73	10
1st Down	15	10	175	17.5	34	1	-	-	-	-	-	-
2nd Down	15	12	239	19.9	77	1	-	-	-	-	-	-
3rd Down	15	7	114	16.3	39	0	-	-	-	-	-	-
4th Down	15	0	0	0.0	0	0	-	-	-	-	-	-
1st Half	15	15	249	16.6	34	2	-	-	-	-	-	-
2nd Half	15	14	279	19.9	77	0	-	-	-	-	-	-
Overtime	1	0	0	0.0	0	0	-	-	-	-	-	-
Grass	13	24	481	20.0	77	2	55	96	1557	16.2	77	8
Turf	2	5	47	9.4	14	0	52	103	1753	17.0	73	8
Aug./Sept.	3	1	10	10.0	10	0	23	31	527	17.0	54	3
October	3	4	77	19.3	35	0	24	42	699	16.6	48	2
November	4	10	236	23.6	77	1	29	75	1263	16.8	77	6
Dec./Jan.	5	14	205	14.6	34	1	31	51	821	16.1	60	5
Games 1-8	7	6	101	16.8	35	0	50	82	1338	16.3	54	5
Games 9-16	8	23	427	18.6	77	2	57	117	1972	16.9	77	11
Wins	8	16	331	20.7	77	1	53	96	1591	16.6	77	7
Losses	7	13	197	15.2	32	1	54	103	1719	16.7	73	9
Ties	-	-	-	-	-	-	-	-	-	-	-	-

# Randy McMichael • 81 • Tight End



Height/Weight.....6-3, 250  
 Born.....6/28/79  
 College .....Georgia '02  
 Acquired.....D4, 2002  
 Signed Through.....2005  
 NFL .....Second Season  
 Dolphins .....Second Season

## PRO CAREER

**2002** — Started all 16 games in his rookie season. . . Caught 39 passes for 485 yards and four touchdowns . . . Four receiving scores led the team while reception and yardage figures both were third . . . Became the first Dolphins rookie tight end ever to open every regular season contest . . . Reception total marked the most by a Dolphins tight end since 1997 when

Troy Drayton had 39 catches . . . Yardage total was the most by a Dolphins tight end since Drayton had 558 yards in 1997 . . . Four touchdowns were the most by a Dolphins tight end since 1997 when Drayton also had four touchdowns . . . Four touchdown catches were the third-highest figure by a Dolphins rookie at any position, and the most by a tight end, surpassing Ferrell Edmunds, who had three in 1988 . . . Had a reception in 15 of 16 games . . . Of his 39 catches, five went for 25 yards or longer, third-most on the team, trailing only James McKnight (9) and Chris Chambers (7) . . . Fourth-round draft choice (114th overall) by Miami in 2002, with a choice obtained from New Orleans in a swap of fourth-round picks as part of the Ricky Williams trade . . . Marked the highest the Dolphins had ever selected a tight end since they tabbed Edmunds in the third-round (73rd overall) of the 1998 draft . . .

## FIN S F A C T

At the University of Georgia, Randy was a roommate of Bulldogs wide receiver Terrence Edwards, the younger brother of Dolphins running back Robert Edwards. In fact, they lived in a house that was owned by Robert.



## MOST TOUCHDOWN CATCHES BY A DOLPHINS ROOKIE

PLAYER	POSITION	YEAR	TDs
1. Chris Chambers	Wide Receiver	2001	7
2. Andre Brown	Wide Receiver	1989	5
3. <b>RANDY McMICHAEL</b>	<b>TIGHT END</b>	<b>2002</b>	<b>4</b>
4. Four different players, last by Terry Kirby in '93			3

**AMONG ROOKIE AND NFL TIGHT ENDS:** Although he was the eighth tight end taken in the 2002 draft, McMichael's receiving totals ranked second among all NFL rookie tight ends in 2002, trailing only the Giants' Jeremy Shockey, the 14th overall pick in the draft . . .



## TOP TIGHT ENDS SELECTED IN 2002 NFL DRAFT

PLAYER	TEAM	ROUND DRAFTED	OVERALL PICK	REC.	YDS.	AVG.	LG	TD
Jeremy Shockey	N.Y. Giants	1	14	74	894	12.1	30	2
Daniel Graham	New England	1	21	15	150	10.0	31	1
Jerramy Stevens	Seattle	1	28	26	252	9.7	29	3
Doug Jolley	Oakland	2	55	32	409	12.8	33	2
Matt Schobel	Cincinnati	3	67	27	212	7.9	20t	2
Chris Baker	N.Y. Jets	3	88	2	14	7.0	10	0
Justin Peelle	San Diego	4	103	3	15	5.0	10	0
<b>RANDY McMICHAEL</b>	<b>MIAMI</b>	<b>4</b>	<b>114</b>	<b>39</b>	<b>485</b>	<b>12.4</b>	<b>45</b>	<b>4</b>

McMichael's touchdown total was the most of any rookie tight end in the league in '02 . . . Yardage total was sixth among all AFC tight ends and eighth among NFL tight ends:

## NFL'S RECEIVING YARDAGE LEADERS AMONG TIGHT ENDS IN 2002

PLAYER	TEAM	YDS.	REC.	AVG.	LG	TD
1. Jeremy Shockey*	N.Y. Giants	894	74	12.1	30	2
2. Todd Heap	Baltimore	836	68	12.3	43	6
3. Tony Gonzalez	Kansas City	773	63	12.3	42t	7
4. Shannon Sharpe	Denver	686	61	11.2	82t	3
5. Billy Miller	Houston	613	51	12.0	42	3
6. Stephen Alexander	San Diego	510	45	11.3	32	1
7. Itula Mili	Seattle	508	43	11.8	49	2
<b>8. RANDY McMICHAEL*</b>	<b>MIAMI</b>	<b>460</b>	<b>36</b>	<b>12.8</b>	<b>45</b>	<b>4</b>

\*Indicates rookie

**GAME HIGHLIGHTS – VS. DETROIT (SEPT. 8):** Made NFL debut in a starting role . . . Tied for team-lead with four receptions, totaling 73 yards, which led the club that day . . . Also scored his first NFL touchdown when he hauled in a Jay Fiedler pass from 16 yards out in the second quarter . . . Long reception went for 24 yards as he averaged 18.3 yards per catch, his best figure in the six games that he had three or more receptions . . . His output marked the most receiving yards by a Dolphins tight end since Troy Drayton had 80 yards on four receptions on October 5, 1997 against Kansas City at Pro Player Stadium . . . Became the first Dolphins tight end to have a reception in his NFL debut since Charles Henry had two catches for 17 yards on September 1, 1991 in the opener that year at Buffalo . . . Touchdown reception represented the first time that a Dolphins tight end scored a touchdown in his NFL debut . . . Became the first Dolphins tight end to lead the team in receiving yards since Drayton had 50 yards on two receptions on November 2, 1997 at Buffalo . . . For his efforts, was named the Pepsi NFL Rookie of the Week in a vote of fans on NFL.com . . .

**VS. N.Y. JETS (SEPT. 22):** Led team in receiving for second time in three weeks with season-high totals of five receptions for 79 yards, including a long of 36 yards, his second-longest catch of the year . . . Also had a 10-yard touchdown reception from Jay Fiedler in the first quarter . . . His output marked the most receptions by a Dolphins tight end since Jed Weaver had five catches on December 24, 2000 at New England . . . For his performance, was named the Pepsi NFL Rookie of the Week in a vote of fans on NFL.com . . .

**AT DENVER (OCT. 13):** Led team with a season-high five receptions, totaling 62 yards . . . Had a long catch of 26 yards . . . Had a key 17-yard catch on the Dolphins' final drive of the game which help set up Olindo Mare's 53-yard field goal with six seconds to play to give Miami a 24-22 victory.

**VS. BUFFALO (OCT. 20):** Tied for team-lead with three receptions, totaling 35 yards, including a four-yard TD catch from Ray Lucas . . . It marked McMichael's fourth touchdown reception of the season, setting the Dolphins' single-season record for a rookie tight end, first set by Ferrell Edmunds who had three in 1988 . . .

**VS. BALTIMORE (NOV. 17):** Caught two passes for 50 yards, including a season-long reception of 45 yards from Ray Lucas, the fourth-longest pass play by the Dolphins in 2002.

## COLLEGE

Three-year letterman (1999-2001) for the Bulldogs . . . Started 21 of the 33 games in which he played during his career and caught 90 passes for 1,213 yards and five touchdowns . . . Finished ranked ninth in school annals for career receiving yards . . . Was a first-team All-Southeastern Conference selection by the Associated Press and SEC coaches in his final year of 2001 when he started nine of the ten games in which he appeared and had 24 receptions for 281 yards and a TD . . . Turned in his most productive season as a redshirt freshman in 1999 when he caught 34 passes for 357 yards and three touchdowns . . . Was a first-team Freshman All-America pick by The Sporting News and the SEC coaches . . . Followed that up by hauling in 32 passes for 475 yards and a score in 2000 when he was an honorable mention all-conference selection . . . Missed all of 1998 with a knee injury . . . Sat out all but one game in 1997 with a thumb injury . . . Earned B.S. in family and consumer science.

## PERSONAL

Married this past offseason to Cawanna . . . Has a daughter, Sierra (2/2/97) . . . Named to the Atlanta Journal-Constitution's Top 50 in the state of Georgia at Peach County High School in Fort Valley . . . Was voted the team's best offensive lineman as a senior . . . Also lettered in basketball and track during his prep career . . . Worked with a mentor program while in college . . . Has assisted in building houses for Habitat for Humanity . . . Enjoys shopping in spare time . . . Lists "Scarface" as favorite movie, "Martin" as favorite television show, "On My Honor" as favorite book, DMX and Pastor as favorite recording artists and Shannon Sharpe as favorite athlete . . . Full name is Randy Montez McMichael, born June 28, 1979 in Griffin, Ga.

### RANDY McMICHAEL'S NFL REGULAR SEASON STATISTICS

YEAR	TEAM	G-S	NO.	RECEIVING				TD	RUSHING			
				YDS.	AVG.	LG			ATT.	YDS.	LG	TD
2002	Miami	16-16	39	485	12.4	45		4	1	8	8	0

### ADDITIONAL STATS

Miscellaneous Tackles: 4 in 2002

### SINGLE-GAME HIGHS

**Most Receptions:** 5 vs. N.Y. Jets, 9/22/02  
5 at Denver, 10/13/02  
4 vs. Detroit, 9/8/02

**Most Receiving Yards:** 79 vs. N.Y. Jets, 9/22/02  
73 vs. Detroit, 9/8/02  
62 at Denver, 10/13/02

**Longest Receptions:** 45 vs. Baltimore, 11/17/02  
36 vs. N.Y. Jets, 9/22/02  
26 at Denver, 10/13/02

**Most Receiving Touchdowns:** 1, Four times (last: vs. Buffalo, 10/20/02)

### 2002 GAME-BY-GAME STATISTICS

DATE	OPPONENT	P/S	RECEIVING				RUSHING				W/L	SCORE
			NO.	YDS.	LG	TD	ATT.	YDS.	LG	TD		
9/8	DETROIT	S	4	73	24	1	0	0	0	0	W	49-21
9/15	at Indianapolis	S	2	34	24	0	0	0	0	0	W	21-13
9/22	N.Y. JETS	S	5	79	36	1	0	0	0	0	W	30-3
9/29	at Kansas City	S	2	18	13	0	0	0	0	0	L	30-48
10/6	NEW ENGLAND	S	3	26	18	1	0	0	0	0	W	26-13
10/13	at Denver	S	5	62	26	0	0	0	0	0	W	24-22
10/20	BUFFALO	S	3	35	26	1	0	0	0	0	L	10-23
11/4	at Green Bay	S	2	12	6	0	1	8	8	0	L	10-24
11/10	at N.Y. Jets	S	2	18	9	0	0	0	0	0	L	10-13



## 2002 GAME-BY-GAME STATISTICS

DATE	OPPONENT	P/S	RECEIVING				RUSHING				W/L	SCORE
			NO.	YDS.	LG	TD	ATT.	YDS.	LG	TD		
11/17	BALTIMORE	S	2	50	45	0	0	0	0	0	W	26-7
11/24	SAN DIEGO	S	0	0	0	0	0	0	0	0	W	30-3
12/1	at Buffalo	S	2	2	2	0	0	0	0	0	L	21-38
12/9	CHICAGO	S	1	26	26	0	0	0	0	0	W	27-9
12/15	OAKLAND	S	2	12	9	0	0	0	0	0	W	23-17
12/21	at Minnesota	S	1	13	13	0	0	0	0	0	L	17-20
12/29	at New England	S	3	25	14	0	0	0	0	0	L	24-27*
<b>2002 TOTALS</b>			<b>16-16</b>	<b>39</b>	<b>485</b>	<b>45</b>	<b>4</b>	<b>1</b>	<b>8</b>	<b>8</b>	<b>0</b>	<b>9-7</b>

\* - overtime # - playoff game

## RANDY McMICHAEL'S RECEIVING BREAKDOWN

	2002						CAREER					
	G	NO	YDS	AVG	LG	TD	G	NO	YDS	AVG	LG	TD
Buffalo	2	5	37	7.4	26	1	2	5	37	7.4	26	1
Miami	-	-	-	-	-	-	-	-	-	-	-	-
New England	2	6	51	8.5	18	1	2	6	51	8.5	18	1
N.Y. Jets	2	7	97	13.9	36	1	2	7	97	13.9	36	1
<b>AFC East</b>	<b>6</b>	<b>18</b>	<b>185</b>	<b>10.3</b>	<b>36</b>	<b>3</b>	<b>6</b>	<b>18</b>	<b>185</b>	<b>10.3</b>	<b>36</b>	<b>3</b>
Baltimore	1	2	50	25.0	45	0	1	2	50	25.0	45	0
Cincinnati	-	-	-	-	-	-	-	-	-	-	-	-
Cleveland	-	-	-	-	-	-	-	-	-	-	-	-
Pittsburgh	-	-	-	-	-	-	-	-	-	-	-	-
<b>AFC Central</b>	<b>1</b>	<b>2</b>	<b>50</b>	<b>25.0</b>	<b>45</b>	<b>0</b>	<b>1</b>	<b>2</b>	<b>50</b>	<b>25.0</b>	<b>45</b>	<b>0</b>
Houston	-	-	-	-	-	-	-	-	-	-	-	-
Indianapolis	1	2	34	17.0	24	0	1	2	34	17.0	24	0
Jacksonville	-	-	-	-	-	-	-	-	-	-	-	-
Tennessee	-	-	-	-	-	-	-	-	-	-	-	-
<b>AFC South</b>	<b>1</b>	<b>2</b>	<b>34</b>	<b>17.0</b>	<b>24</b>	<b>0</b>	<b>1</b>	<b>2</b>	<b>34</b>	<b>17.0</b>	<b>24</b>	<b>0</b>
Denver	1	5	62	12.4	26	0	1	5	62	12.4	26	0
Kansas City	1	2	18	9.0	13	0	1	2	18	9.0	13	0
Oakland	1	2	12	6.0	9	0	1	2	12	6.0	9	0
San Diego	1	0	0	0.0	0	0	1	0	0	0.0	0	0
<b>AFC West</b>	<b>4</b>	<b>9</b>	<b>92</b>	<b>10.2</b>	<b>26</b>	<b>0</b>	<b>4</b>	<b>9</b>	<b>92</b>	<b>10.2</b>	<b>26</b>	<b>0</b>
<b>AFC Total</b>	<b>12</b>	<b>31</b>	<b>361</b>	<b>11.6</b>	<b>45</b>	<b>3</b>	<b>12</b>	<b>31</b>	<b>361</b>	<b>11.6</b>	<b>45</b>	<b>3</b>
Dallas	-	-	-	-	-	-	-	-	-	-	-	-
N.Y. Giants	-	-	-	-	-	-	-	-	-	-	-	-
Philadelphia	-	-	-	-	-	-	-	-	-	-	-	-
Washington	-	-	-	-	-	-	-	-	-	-	-	-
<b>NFC East</b>	<b>-</b>	<b>-</b>	<b>-</b>	<b>-</b>	<b>-</b>	<b>-</b>	<b>-</b>	<b>-</b>	<b>-</b>	<b>-</b>	<b>-</b>	<b>-</b>
Chicago	1	1	26	26.0	26	0	1	1	26	26.0	26	0
Detroit	1	4	73	18.3	24	1	1	4	73	18.3	24	1
Green Bay	1	2	12	6.0	6	0	1	2	12	6.0	6	0
Minnesota	1	1	13	13.0	13	0	1	1	13	13.0	13	0
<b>NFC Central</b>	<b>4</b>	<b>8</b>	<b>124</b>	<b>15.5</b>	<b>26</b>	<b>1</b>	<b>4</b>	<b>8</b>	<b>124</b>	<b>15.5</b>	<b>26</b>	<b>1</b>
Atlanta	-	-	-	-	-	-	-	-	-	-	-	-
Carolina	-	-	-	-	-	-	-	-	-	-	-	-
New Orleans	-	-	-	-	-	-	-	-	-	-	-	-
Tampa Bay	-	-	-	-	-	-	-	-	-	-	-	-
<b>NFC South</b>	<b>-</b>	<b>-</b>	<b>-</b>	<b>-</b>	<b>-</b>	<b>-</b>	<b>-</b>	<b>-</b>	<b>-</b>	<b>-</b>	<b>-</b>	<b>-</b>
Arizona	-	-	-	-	-	-	-	-	-	-	-	-
St. Louis	-	-	-	-	-	-	-	-	-	-	-	-
San Francisco	-	-	-	-	-	-	-	-	-	-	-	-
Seattle	-	-	-	-	-	-	-	-	-	-	-	-
<b>NFC West</b>	<b>-</b>	<b>-</b>	<b>-</b>	<b>-</b>	<b>-</b>	<b>-</b>	<b>-</b>	<b>-</b>	<b>-</b>	<b>-</b>	<b>-</b>	<b>-</b>
<b>NFC Total</b>	<b>4</b>	<b>8</b>	<b>124</b>	<b>15.5</b>	<b>26</b>	<b>1</b>	<b>4</b>	<b>8</b>	<b>124</b>	<b>15.5</b>	<b>26</b>	<b>1</b>
Home	8	20	301	15.1	45	4	8	20	301	15.1	45	4
Road	8	19	184	9.7	26	0	8	19	184	9.7	26	0
1st Down	16	16	217	13.6	26	1	16	16	217	13.6	26	1
2nd Down	16	14	180	12.9	45	2	16	14	180	12.9	45	2
3rd Down	16	9	88	9.8	26	1	16	9	88	9.8	26	1
4th Down	16	0	0	0.0	0	0	16	0	0	0.0	0	0

# RANDY McMICHAEL'S RECEIVING BREAKDOWN

	2002						CAREER					
	G	NO	YDS	AVG	LG	TD	G	NO	YDS	AVG	LG	TD
1st Half	16	18	288	16.0	45	3	16	18	288	16.0	45	3
2nd Half	16	21	197	9.4	26	1	16	21	197	9.4	26	1
Overtime	1	0	0	0.0	0	0	1	0	0	0.0	0	0
Grass	13	34	436	12.8	45	4	13	34	436	12.8	45	4
Turf	3	5	49	9.8	24	0	3	5	49	9.8	24	0
Aug./Sept.	4	13	204	15.7	36	2	4	13	204	15.7	36	2
October	3	11	123	11.2	26	2	3	11	123	11.2	26	2
November	4	6	80	13.3	45	0	4	6	80	13.3	45	0
Dec./Jan.	5	9	78	8.7	26	0	5	9	78	8.7	26	0
Games 1-8	8	26	339	13.0	36	4	8	26	339	13.0	36	4
Games 9-16	8	13	146	11.2	45	0	8	13	146	11.2	45	0
Wins	9	24	362	15.1	45	4	9	24	362	15.1	45	4
Losses	7	15	123	8.2	24	0	7	15	123	8.2	24	0
Ties	-	-	-	-	-	-	-	-	-	-	-	-

## Travis Minor • 28 • Running Back

Height/Weight.....5-10, 205  
 Born.....6/30/79  
 College.....Florida State '01  
 Acquired.....D3a, 2001  
 Signed Through.....2003  
 NFL .....Third Season  
 Dolphins .....Third Season

## PRO CAREER

**2002** – Played in all 16 games in a reserve role . . . Was second on the team with 180 yards rushing and two touchdowns on 44 attempts . . . Returned 46 kickoffs for 1,071 yards, a 23.3-yard average, and a long of 66 . . . Ranked third on the squad with 17 special teams tackles . . . Kickoff return average ranked eighth in the AFC . . . Rushed for a season-high 45 yards on 11 carries in opener vs. Detroit (9/8) . . . Scored first touchdown of the year on five-yard run two weeks later in 30-3 win over N.Y. Jets (9/22) . . . Posted 34 yards rushing on four attempts and broke loose for a season-long 23-yard run at Buffalo (12/1) . . . Second score of the year came on a four-yard run vs. Oakland (12/15), giving the Dolphins a 17-3 lead in a game they went on to win, 23-17 . . . Had a season-high three special teams tackles vs. N.Y. Jets (9/22) and vs. New England (10/6) . . .

**KICKOFF RETURNS:** Ranked eighth in the AFC with a 23.3-yard average on 46 kickoff returns . . . 46 returns represent the second-highest single-season total in Dolphins history while his 1,071 return yards are fourth:

## F I N S F A C T

Travis followed the path of current Atlanta RB Warrick Dunn. Both players attended Catholic High School in Baton Rouge, La., and went on to star at Florida State. They both wore uniform No. 28 in high school, and now they are both wearing that same number once again.



## MIAMI DOLPHINS SINGLE-SEASON KICKOFF RETURN LEADERS

### KICKOFF RETURNS

PLAYER	YEARS	NO.
1. Brock Marion	1999	62
2. <b>TRAVIS MINOR</b>	<b>2002</b>	<b>46</b>
3. Tony Nathan	1979	45
Lorenzo Hampton	1985	45

### KICKOFF RETURN YARDS

PLAYER	YEARS	YDS
1. Brock Marion	1999	1,524
2. Mercury Morris	1969	1,136
3. John Avery	1998	1,085
4. <b>TRAVIS MINOR</b>	<b>2002</b>	<b>1,071</b>

... Returned seven kickoffs for 215 yards, a 30.7-yard average, in win at Denver (10/13) ... This included a season-long return of 66 yards ... Seven returns tied a club single-game record which had been achieved six previous times by five different players, most recently by Albert Johnson two weeks earlier at Kansas City (9/29) ... Yardage total marked a franchise single-game standard, surpassing the previous mark of 205 yards set by Johnson in that Chiefs contest ... For his performance in the Broncos contest, was awarded a game ball on special teams ... On the year, had four returns of longer than 40 yards, including ones of 66, 46, 45 and 42 yards ...

## MIAMI DOLPHINS SINGLE-GAME KICKOFF RETURN LEADERS

### KICKOFF RETURNS

PLAYER	DATE	OPP.	NO.
1. D. Bessilleu	10/12/80	at N.E.	7
F. Walker	11/8/81	at N.E.	7
J. Cribbs	12/18/88	at Pitt.	7
B. Marion	12/12/99	at NY Jets	7
B. Marion	10/23/00	at NY Jets	7
A. Johnson	9/29/02	at K.C.	7
<b>T. MINOR</b>	<b>10/13/02</b>	<b>AT DEN.</b>	<b>7</b>

### KICKOFF RETURN YARDS

PLAYER	DATE	OPP.	YDS.
1. <b>T. MINOR</b>	<b>10/13/02</b>	<b>AT DEN.</b>	<b>215</b>
2. A. Johnson	9/29/02	at K.C.	205
3. G. Milton	9/21/68	vs. Oak.	204

**2001** – Played in all 16 games in a reserve role during his rookie season ... Finished third on the team and second among running backs with 281 yards rushing and two touchdowns on 59 attempts (4.8 avg.) ... Also caught 29 passes for 263 yards and one touchdown, as reception total ranked fifth on the team and second among running backs ... Also made an impact on special teams where he recorded ten tackles on coverage units ... First NFL touchdown came when he broke loose for a 29-yard scoring run at N.Y. Jets (10/14) ... Scored another touchdown at Seattle (10/28) when QB Jay Fiedler fumbled into the end zone following a nine-yard run to the 1, and Minor recovered ... Had the best day of his rookie season at Indianapolis (11/11) when he rushed for 71 yards and a touchdown on seven attempts and caught two passes for 18 yards ... Score came on a 56-yard run, the second-longest by a rookie in club history, trailing only the 77-yard TD run by Leroy Harris on December 5, 1977 against Baltimore ... Along with rookie WR Chris Chambers, who had two receiving scores that day, it marked the first time that a rushing touchdown and a receiving touchdown had been scored by Dolphins rookies in the same game since September 13, 1999 at Denver, when J.J. Johnson had a one-yard TD run and Rob Konrad had a 12-yard TD reception from Dan Marino ... It was the first time that a rookie running back and wide receiver had touchdowns in the same game since October 24, 1993 against Indianapolis, when WR O.J. McDuffie had a 71-yard punt return for a TD and RB Terry Kirby had a 44-yard scoring reception from Scott Mitchell and a 14-yard TD run ... It was the first time that a rookie wide receiver had a TD reception and a rookie running back had a TD run in the same game since November 19, 1989, when RB Sammie Smith had a one-yard scoring run and WR Andre Brown had a 48-yard TD catch from Marino ... Led Dolphins in rushing at Buffalo (11/25) with 38 yards on eight attempts ... Only reception that day was an 18-yard catch in the fourth quarter of a drive that culminated with a game-tying field goal in a game the Dolphins went on to win, 34-27 ... Caught a season-high seven passes for 65 yards, including a 17-yard TD reception, vs. Atlanta (12/30) ... His touchdown catch, which was the first of his NFL career, gave the Dolphins a 14-7 lead in the second quarter of a game they went on to win, 21-14 ... Saw action in a reserve role in First-Round Playoff game vs. Baltimore (1/13/02) ... Rushed for 14 yards on five attempts and caught two passes for four yards ... Also recorded a tackle on special teams ... First of two third-round draft choices by Miami in 2001 (85th overall).

## COLLEGE

Was a four-year letterman for the Seminoles (1997-2000) . . . Started 33 of the 43 games in which he played during his career, including 30 starts over his final three years . . . Finished his career with 3,218 yards rushing and 28 touchdowns on 664 attempts, while also catching 106 passes for 831 yards and three scores . . . Is the school's third all-time leading rusher, trailing only Warrick Dunn (3,959) and Greg Allen (3,769) . . . Led team in rushing all four years . . . Was a second-team All-Atlantic Coast Conference selection as a senior when he rushed for a career-high 923 yards and five touchdowns on 181 carries, and tallied a career-best 42 receptions for 333 yards . . . Reception total ranked second on the club . . . Played in the Senior Bowl following his senior season . . . Was a second-team All-ACC pick as a junior when he collected 815 yards rushing and seven touchdowns on 180 attempts and caught 16 passes for 102 yards in helping the Seminoles to the 1999 national championship . . . Amassed a season-high 146 yards rushing in win over Miami (Fla.) . . . Although he started only eight games as a sophomore, was a first-team All-ACC choice as he rushed for 857 yards and seven touchdowns on 191 carries and had 21 receptions for 189 yards and a TD . . . Was named ACC Rookie of the Year and was a second-team All-ACC selection as a freshman with 623 yards rushing, a career-high nine touchdowns on 112 attempts, and 27 receptions for 207 yards and a pair of TDs . . . Initial touchdowns of his career came on runs of one and five yards against Miami (Fla.) . . . Had a career-high 155 yards rushing against Virginia . . . Majored in sports management.

## PERSONAL

Single . . . Lettered in football and track at Catholic High School in Baton Rouge, La . . . Rushed for 4,706 yards and 52 touchdowns, while also catching 62 passes for 1,344 yards and 20 scores in his prep career . . . Was named USA Today's Offensive Player of the Year as a senior when he rushed for 2,649 yards and 33 touchdowns and caught 25 passes for 598 yards and ten TDs . . . Enjoys traveling and spending time in the outdoors . . . Growing up, Walter Payton was his favorite athlete . . . Contributed a weekly training camp diary as a rookie in 2001 for team's official web site, [www.MiamiDolphins.com](http://www.MiamiDolphins.com) . . . Full name is Travis DeJohn Minor, born June 30, 1979 in New Orleans, La.

### TRAVIS MINOR'S NFL REGULAR SEASON STATISTICS

YEAR	TEAM	G-S	ATT.	RUSHING				NO.	YDS.	RECEIVING	
				YDS.	AVG.	LG	TD			LG	TD
2001	Miami	16-0	59	281	4.8	56t	2	29	263	29	1
2002	Miami	16-0	44	180	4.1	23	2	0	0	0	0
2-YEAR TOTALS		32-0	103	461	4.5	56t	4	29	263	29	1

### TRAVIS MINOR'S NFL PLAYOFF STATISTICS

YEAR	TEAM	G-S	ATT.	RUSHING				NO.	YDS.	RECEIVING	
				YDS.	AVG.	LG	TD			LG	TD
2001	Miami	1-0	5	14	2.8	5	0	2	4	4	0

### ADDITIONAL STATS

**Special Teams Tackles:** 10 in 2001, 17 in 2002 for total of 27 (P-1)

**Kickoff Returns:** 46 for 1,071 yards, 23.3 avg., long of 66 in 2002

**Own Fumble Recoveries:** 1 for 0 yards, 1 TD in 2001

### SINGLE-GAME HIGHS

**Most Rushing Yards:** 71 at Indianapolis, 11/11/01

45 vs. Detroit, 9/8/02

38 at Buffalo, 11/25/01

**Most Rushing Attempts:** 11 vs. Detroit, 9/8/02

9 vs. Atlanta, 12/30/01



	8	at Buffalo, 11/25/01
	8	vs. San Diego, 11/24/02
	8	vs. Chicago, 12/9/02
<b>Longest Runs:</b>	56t	at Indianapolis, 11/11/01
	29t	at N.Y. Jets, 10/14/01
	23	at Buffalo, 12/1/02
<b>Most Receptions:</b>	7	vs. Atlanta, 12/30/01
	5	vs. N.Y. Jets, 11/18/01
	4	at San Francisco, 12/16/01
<b>Most Receiving Yards:</b>	65	vs. Atlanta, 12/30/01
	41	vs. Indianapolis, 12/10/01
	35	at N.Y. Jets, 10/14/01
<b>Longest Receptions:</b>	29	vs. Indianapolis, 12/10/01
	21	vs. Atlanta, 12/30/01
	20	at San Francisco, 12/16/01
<b>Most Kickoff Returns:</b>	7	vs. Denver, 10/13/02
	6	at Buffalo, 12/1/02
	5,	three times
<b>Most Kickoff Return Yards:</b>	215	at Denver, 10/13/02
	139	vs. Buffalo, 10/20/02
	126	vs. Oakland, 12/15/02
<b>Longest Kickoff Returns:</b>	66	at Denver, 10/13/02
	46	vs. Buffalo, 10/20/02
	45	at Minnesota, 12/21/02

## 2001 GAME-BY-GAME STATISTICS

DATE	OPPONENT	P/S	RUSHING				RECEIVING				W/L	SCORE
			ATT.	YDS.	LG	TD	NO.	YDS.	LG	TD		
9/9	at Tennessee	P	0	0	0	0	0	0	0	0	W	31-23
9/23	OAKLAND	P	1	1	1	0	1	8	8	0	W	18-15
9/30	at St. Louis	P	0	0	0	0	1	5	5	0	L	10-42
10/7	NEW ENGLAND	P	7	25	6	0	1	-1	-1	0	W	30-10
10/14	at N.Y. Jets	P	1	29	29t	1	2	35	19	0	L	17-21
10/28	at Seattle	P	2	11	10	0	0	0	0	0	W	24-20
11/4	CAROLINA	P	4	13	5	0	2	20	17	0	W	23-6
11/11	at Indianapolis	P	7	71	56t	1	2	18	10	0	W	27-24
11/18	N.Y. JETS	P	6	9	3	0	5	23	8	0	L	0-24
11/25	at Buffalo	P	8	38	8	0	1	18	18	0	W	34-27
12/2	DENVER	P	2	1	2	0	1	4	4	0	W	21-10
12/10	INDIANAPOLIS	P	4	28	17	0	2	41	29	0	W	41-6
12/16	at San Francisco	P	2	12	7	0	4	27	20	0	L	0-21
12/22	at New England	P	3	7	6	0	0	0	0	0	L	13-20
12/30	ATLANTA	P	9	33	11	0	7	65	21	1	W	21-14
1/6/02	BUFFALO	P	3	3	2	0	0	0	0	0	W	34-7
1/13/02	#BALTIMORE	P	5	14	5	0	2	4	4	0	L	3-20
<b>2001 TOTALS</b>		<b>16-0</b>	<b>59</b>	<b>281</b>	<b>56t</b>	<b>2</b>	<b>29</b>	<b>263</b>	<b>29</b>	<b>1</b>	<b>11-5</b>	
<b>PLAYOFF TOTALS</b>		<b>1-0</b>	<b>5</b>	<b>14</b>	<b>5</b>	<b>0</b>	<b>2</b>	<b>4</b>	<b>4</b>	<b>0</b>	<b>0-1</b>	

## 2002 GAME-BY-GAME STATISTICS

DATE	OPPONENT	P/S	RUSHING				RECEIVING				W/L	SCORE
			ATT.	YDS.	LG	TD	NO.	YDS.	LG	TD		
9/8	DETROIT	P	11	45	18	0	0	0	0	0	W	49-21
9/15	at Indianapolis	P	3	1	3	0	0	0	0	0	W	21-13
9/22	N.Y. JETS	P	4	21	9	1	0	0	0	0	W	30-3
9/29	at Kansas City	P	0	0	0	0	0	0	0	0	L	30-48
10/6	NEW ENGLAND	P	0	0	0	0	0	0	0	0	W	26-13
10/13	at Denver	P	0	0	0	0	0	0	0	0	W	24-22
10/20	BUFFALO	P	2	8	5	0	0	0	0	0	L	10-23
11/4	at Green Bay	P	1	4	4	0	0	0	0	0	L	10-24
11/10	at N.Y. Jets	P	0	0	0	0	0	0	0	0	L	10-13
11/17	BALTIMORE	P	0	0	0	0	0	0	0	0	W	26-7

## 2002 GAME-BY-GAME STATISTICS

DATE	OPPONENT	P/S	RUSHING				RECEIVING				W/L	SCORE
			ATT.	YDS.	LG	TD	NO.	YDS.	LG	TD		
11/24	SAN DIEGO	P	8	33	11	0	0	0	0	0	W	30-3
12/1	at Buffalo	P	4	34	23	0	0	0	0	0	L	21-38
12/9	CHICAGO	P	8	21	8	0	0	0	0	0	W	27-9
12/15	OAKLAND	P	2	10	6	1	0	0	0	0	W	23-17
12/21	at Minnesota	P	0	0	0	0	0	0	0	0	L	17-20
12/29	at New England	P	1	3	3	0	0	0	0	0	L	24-27*
<b>2002 TOTALS</b>			<b>16-0</b>	<b>44</b>	<b>180</b>	<b>23</b>	<b>2</b>	<b>0</b>	<b>0</b>	<b>0</b>	<b>0</b>	<b>9-7</b>

\* - overtime # - playoff game

## TRAVIS MINOR'S RUSHING BREAKDOWN

	2002						CAREER					
	G	NO	YDS	AVG	LG	TD	G	NO	YDS	AVG	LG	TD
Buffalo	2	6	42	7.0	23	0	4	17	83	4.9	23	0
Miami	-	-	-	-	-	-	-	-	-	-	-	-
New England	2	1	3	3.0	3	0	4	11	35	3.2	6	0
N.Y. Jets	2	4	21	5.3	9	1	4	11	59	5.4	29	2
<b>AFC East</b>	<b>6</b>	<b>11</b>	<b>66</b>	<b>6.0</b>	<b>23</b>	<b>1</b>	<b>12</b>	<b>39</b>	<b>177</b>	<b>4.5</b>	<b>29</b>	<b>2</b>
Baltimore	1	0	0	0.0	0	0	1	0	0	0.0	0	0
Cincinnati	-	-	-	-	-	-	-	-	-	-	-	-
Cleveland	-	-	-	-	-	-	-	-	-	-	-	-
Pittsburgh	-	-	-	-	-	-	-	-	-	-	-	-
<b>AFC Central</b>	<b>1</b>	<b>0</b>	<b>0</b>	<b>0.0</b>	<b>0</b>	<b>0</b>	<b>1</b>	<b>0</b>	<b>0</b>	<b>0.0</b>	<b>0</b>	<b>0</b>
Houston	-	-	-	-	-	-	-	-	-	-	-	-
Indianapolis	1	3	1	0.3	3	0	3	14	100	7.1	56	1
Jacksonville	-	-	-	-	-	-	-	-	-	-	-	-
Tennessee	-	-	-	-	-	-	1	0	0	0.0	0	0
<b>AFC South</b>	<b>1</b>	<b>3</b>	<b>1</b>	<b>0.3</b>	<b>3</b>	<b>0</b>	<b>4</b>	<b>14</b>	<b>100</b>	<b>7.1</b>	<b>56</b>	<b>1</b>
Denver	1	0	0	0.0	0	0	2	2	1	0.5	2	0
Kansas City	1	0	0	0.0	0	0	1	0	0	0.0	0	0
Oakland	1	2	10	5.0	6	1	2	3	11	3.7	6	1
San Diego	1	8	33	4.1	11	0	1	8	33	4.1	11	0
<b>AFC West</b>	<b>4</b>	<b>10</b>	<b>43</b>	<b>4.3</b>	<b>11</b>	<b>1</b>	<b>6</b>	<b>13</b>	<b>45</b>	<b>3.5</b>	<b>11</b>	<b>1</b>
<b>AFC Total</b>	<b>12</b>	<b>24</b>	<b>110</b>	<b>4.6</b>	<b>23</b>	<b>2</b>	<b>23</b>	<b>66</b>	<b>322</b>	<b>4.9</b>	<b>56</b>	<b>4</b>
Dallas	-	-	-	-	-	-	-	-	-	-	-	-
N.Y. Giants	-	-	-	-	-	-	-	-	-	-	-	-
Philadelphia	-	-	-	-	-	-	-	-	-	-	-	-
Washington	-	-	-	-	-	-	-	-	-	-	-	-
<b>NFC East</b>	<b>-</b>	<b>-</b>	<b>-</b>	<b>-</b>	<b>-</b>	<b>-</b>	<b>-</b>	<b>-</b>	<b>-</b>	<b>-</b>	<b>-</b>	<b>-</b>
Chicago	1	8	21	2.6	8	0	1	8	21	2.6	8	0
Detroit	1	11	45	4.1	18	0	1	11	45	4.1	18	0
Green Bay	1	1	4	4.0	4	0	1	1	4	4.0	4	0
Minnesota	1	0	0	0.0	0	0	1	0	0	0.0	0	0
<b>NFC Central</b>	<b>4</b>	<b>20</b>	<b>70</b>	<b>3.5</b>	<b>18</b>	<b>0</b>	<b>4</b>	<b>20</b>	<b>70</b>	<b>3.5</b>	<b>18</b>	<b>0</b>
Atlanta	-	-	-	-	-	-	1	9	33	3.7	11	0
Carolina	-	-	-	-	-	-	1	4	13	3.3	5	0
New Orleans	-	-	-	-	-	-	-	-	-	-	-	-
Tampa Bay	-	-	-	-	-	-	-	-	-	-	-	-
<b>NFC South</b>	<b>-</b>	<b>-</b>	<b>-</b>	<b>-</b>	<b>-</b>	<b>-</b>	<b>2</b>	<b>13</b>	<b>46</b>	<b>3.5</b>	<b>11</b>	<b>0</b>
Arizona	-	-	-	-	-	-	-	-	-	-	-	-
St. Louis	-	-	-	-	-	-	1	0	0	0.0	0	0
San Francisco	-	-	-	-	-	-	1	2	12	6.0	7	0
Seattle	-	-	-	-	-	-	1	2	11	5.5	10	0
<b>NFC West</b>	<b>-</b>	<b>-</b>	<b>-</b>	<b>-</b>	<b>-</b>	<b>-</b>	<b>3</b>	<b>4</b>	<b>23</b>	<b>5.8</b>	<b>10</b>	<b>0</b>
<b>NFC Total</b>	<b>4</b>	<b>20</b>	<b>70</b>	<b>3.5</b>	<b>18</b>	<b>0</b>	<b>9</b>	<b>37</b>	<b>139</b>	<b>3.8</b>	<b>18</b>	<b>0</b>
Home	8	35	138	3.9	18	2	16	71	251	3.5	18	2
Road	8	9	42	4.7	23	0	16	32	210	6.6	56	2
1st Down	16	21	81	3.9	18	0	32	46	186	4.0	29	1
2nd Down	16	17	91	5.4	23	2	32	39	211	5.4	56	3
3rd Down	16	5	5	1.0	2	0	32	16	59	3.7	17	0
4th Down	16	1	3	3.0	3	0	32	2	5	2.5	3	0



# TRAVIS MINOR'S RUSHING BREAKDOWN

	2002						CAREER					
	G	NO	YDS	AVG	LG	TD	G	NO	YDS	AVG	LG	TD
1st Half	16	6	24	4.0	6	1	32	36	218	6.1	56	3
2nd Half	16	38	156	4.1	23	1	32	67	243	3.6	29	1
Overtime	1	0	0	0.0	0	0	-	-	-	-	-	-
Grass	13	37	145	3.9	18	2	25	79	306	3.9	29	3
Turf	3	7	35	5.0	23	0	7	24	155	6.5	56	1
Aug./Sept.	4	18	67	3.7	18	1	7	19	68	3.6	18	1
October	3	2	8	4.0	5	0	6	12	73	6.1	29	1
November	4	9	37	4.1	11	0	8	34	168	4.9	56	1
Dec./Jan.	5	15	68	4.5	23	1	11	38	152	4.0	23	1
Games 1-8	8	21	79	3.8	18	1	16	43	229	5.3	56	3
Games 9-16	8	23	101	4.4	23	1	16	60	232	3.9	29	1
Wins	9	36	131	3.6	18	2	20	83	355	4.3	56	3
Losses	7	8	49	6.1	23	0	12	20	106	5.3	29	1
Ties	-	-	-	-	-	-	-	-	-	-	-	-


# TRAVIS MINOR'S RECEIVING BREAKDOWN

	2002						CAREER					
	G	NO	YDS	AVG	LG	TD	G	NO	YDS	AVG	LG	TD
Buffalo	2	0	0	0.0	0	0	4	1	18	18.0	18	0
Miami	-	-	-	-	-	-	-	-	-	-	-	-
New England	2	0	0	0.0	0	0	4	1	-1	-1.0	-1	0
N.Y. Jets	2	0	0	0.0	0	0	4	7	58	8.3	19	0
<b>AFC East</b>	<b>6</b>	<b>0</b>	<b>0</b>	<b>0.0</b>	<b>0</b>	<b>0</b>	<b>12</b>	<b>9</b>	<b>75</b>	<b>8.3</b>	<b>19</b>	<b>0</b>
Baltimore	1	0	0	0.0	0	0	1	0	0	0.0	0	0
Cincinnati	-	-	-	-	-	-	-	-	-	-	-	-
Cleveland	-	-	-	-	-	-	-	-	-	-	-	-
Pittsburgh	-	-	-	-	-	-	-	-	-	-	-	-
<b>AFC Central</b>	<b>1</b>	<b>0</b>	<b>0</b>	<b>0.0</b>	<b>0</b>	<b>0</b>	<b>1</b>	<b>0</b>	<b>0</b>	<b>0.0</b>	<b>0</b>	<b>0</b>
Houston	-	-	-	-	-	-	-	-	-	-	-	-
Indianapolis	1	0	0	0.0	0	0	3	4	59	14.8	29	0
Jacksonville	-	-	-	-	-	-	-	-	-	-	-	-
Tennessee	-	-	-	-	-	-	1	0	0	0.0	0	0
<b>AFC South</b>	<b>1</b>	<b>0</b>	<b>0</b>	<b>0.0</b>	<b>0</b>	<b>0</b>	<b>4</b>	<b>4</b>	<b>59</b>	<b>14.8</b>	<b>29</b>	<b>0</b>
Denver	1	0	0	0.0	0	0	2	1	4	4.0	4	0
Kansas City	1	0	0	0.0	0	0	1	0	0	0.0	0	0
Oakland	1	0	0	0.0	0	0	2	1	8	8.0	8	0
San Diego	1	0	0	0.0	0	0	1	0	0	0.0	0	0
<b>AFC West</b>	<b>4</b>	<b>0</b>	<b>0</b>	<b>0.0</b>	<b>0</b>	<b>0</b>	<b>6</b>	<b>2</b>	<b>12</b>	<b>6.0</b>	<b>8</b>	<b>0</b>
<b>AFC Total</b>	<b>12</b>	<b>0</b>	<b>0</b>	<b>0.0</b>	<b>0</b>	<b>0</b>	<b>23</b>	<b>15</b>	<b>146</b>	<b>9.7</b>	<b>29</b>	<b>0</b>
Dallas	-	-	-	-	-	-	-	-	-	-	-	-
N.Y. Giants	-	-	-	-	-	-	-	-	-	-	-	-
Philadelphia	-	-	-	-	-	-	-	-	-	-	-	-
Washington	-	-	-	-	-	-	-	-	-	-	-	-
<b>NFC East</b>	<b>-</b>	<b>-</b>	<b>-</b>	<b>-</b>	<b>-</b>	<b>-</b>	<b>-</b>	<b>-</b>	<b>-</b>	<b>-</b>	<b>-</b>	<b>-</b>
Chicago	1	0	0	0.0	0	0	1	0	0	0.0	0	0
Detroit	1	0	0	0.0	0	0	1	0	0	0.0	0	0
Green Bay	1	0	0	0.0	0	0	1	0	0	0.0	0	0
Minnesota	1	0	0	0.0	0	0	1	0	0	0.0	0	0
<b>NFC Central</b>	<b>4</b>	<b>0</b>	<b>0</b>	<b>0.0</b>	<b>0</b>	<b>0</b>	<b>4</b>	<b>0</b>	<b>0</b>	<b>0.0</b>	<b>0</b>	<b>0</b>
Atlanta	-	-	-	-	-	-	1	7	65	9.3	21	1
Carolina	-	-	-	-	-	-	1	2	20	10.0	17	0
New Orleans	-	-	-	-	-	-	-	-	-	-	-	-
Tampa Bay	-	-	-	-	-	-	-	-	-	-	-	-
<b>NFC South</b>	<b>-</b>	<b>-</b>	<b>-</b>	<b>-</b>	<b>-</b>	<b>-</b>	<b>2</b>	<b>9</b>	<b>85</b>	<b>9.4</b>	<b>21</b>	<b>1</b>
Arizona	-	-	-	-	-	-	-	-	-	-	-	-
St. Louis	-	-	-	-	-	-	1	1	5	5.0	5	0
San Francisco	-	-	-	-	-	-	1	4	27	6.8	20	0
Seattle	-	-	-	-	-	-	1	0	0	0.0	0	0
<b>NFC West</b>	<b>-</b>	<b>-</b>	<b>-</b>	<b>-</b>	<b>-</b>	<b>-</b>	<b>3</b>	<b>5</b>	<b>32</b>	<b>6.4</b>	<b>20</b>	<b>0</b>
<b>NFC Total</b>	<b>4</b>	<b>0</b>	<b>0</b>	<b>0.0</b>	<b>0</b>	<b>0</b>	<b>9</b>	<b>14</b>	<b>117</b>	<b>8.4</b>	<b>21</b>	<b>1</b>
Home	8	0	0	0.0	0	0	16	19	160	8.4	29	1
Road	8	0	0	0.0	0	0	16	10	103	10.3	20	0

# TRAVIS MINOR'S RECEIVING BREAKDOWN

	2002						CAREER					
	G	NO	YDS	AVG	LG	TD	G	NO	YDS	AVG	LG	TD
1st Down	16	0	0	0.0	0	0	32	11	105	9.6	18	1
2nd Down	16	0	0	0.0	0	0	32	8	71	8.9	21	0
3rd Down	16	0	0	0.0	0	0	32	10	87	8.7	29	0
4th Down	16	0	0	0.0	0	0	32	0	0	0.0	0	0
1st Half	16	0	0	0.0	0	0	32	12	139	11.6	29	1
2nd Half	16	0	0	0.0	0	0	32	17	124	7.3	21	0
Overtime	1	0	0	0.0	0	0	1	0	0	0.0	0	0
Grass	13	0	0	0.0	0	0	25	25	222	8.9	29	1
Turf	3	0	0	0.0	0	0	7	4	41	10.3	10	0
Aug./Sept.	4	0	0	0.0	0	0	7	2	13	6.5	8	0
October	3	0	0	0.0	0	0	6	3	34	11.3	19	0
November	4	0	0	0.0	0	0	8	10	79	7.9	18	0
Dec./Jan.	5	0	0	0.0	0	0	11	14	137	9.8	29	1
Games 1-8	8	0	0	0.0	0	0	16	9	85	9.4	19	0
Games 9-16	8	0	0	0.0	0	0	16	20	178	8.9	29	1
Wins	9	0	0	0.0	0	0	20	17	173	10.2	29	1
Losses	7	0	0	0.0	0	0	12	12	90	7.5	20	0
Ties	-	-	-	-	-	-	-	-	-	-	-	-

## Jamie Nails • 66 • Guard



**Height/Weight**.....6-6, 335  
**Born**.....6/3/75  
**College** .....Florida A&M '97  
**Acquired** .....FA, 2002  
**Signed Through**.....2003  
**NFL**.....Sixth Season  
**Dolphins** .....Second Season

## PRO CAREER

**2002** – Returned to the NFL in 2002 after sitting out all of 2001 . . . Captured the starting spot at left guard during training camp and never relinquished it . . . Opened all 14 contests in which he played . . . Was one of the Dolphins' most productive offensive linemen . . . Part of a line that paved the way for a running game that was first in the AFC and second in the NFL, averaging 156.4 yards a contest . . . The 2,502 yards rushing compiled by the Dolphins was the third-highest total in franchise history and the most since 1973 when they amassed 2,521 yards . . . In addition, they led the way for running back Ricky Williams, who led the NFL with a Dolphins single-season record 1,853 yards rushing . . . The unit also allowed just 25 quarterback sacks on the year, fourth in the AFC and seventh in the NFL . . . Participated in every offensive snap over the first 13 games . . . Was selected to the "All-Iron Team", as chosen by CBS-TV analyst Phil Simms . . . Sustained a torn left Achilles' tendon on the final series in win over Oakland (12/15) . . . Was placed on injured reserve on December 17 . . . Underwent surgery to repair the tendon on December 18 . . . Also had arthroscopic debridements of both knees related to some swelling and problems he had during the course

## F I N I S F A C T

An extremely strong player, Jamie bench-pressed 225 pounds 37 times at the NFL Scouting Combine prior to the 1997 draft.





of the season . . . The surgery was performed by Dr. John Uribe at HealthSouth Doctors' Hospital in Coral Gables . . . Was awarded offensive game balls for his performances in victories over Detroit (9/8), N.Y. Jets (9/22), San Diego (11/24) and Oakland (12/15) . . . Playing weight of 330 was about 60 pounds less than in his previous NFL season of 2000 with Buffalo.

**2001** — Had signed with the Dolphins as a free agent during training camp, on August 15, prior to being released on September 2 . . . Did not play in the NFL during the 2001 season.

**2000** — Started all 16 regular season games at right guard for the Bills.

**1999** — Played in all 16 games, starting three of them . . . Opened at left guard in place of the injured Ruben Brown in consecutive weeks, at Seattle (10/24) and at Baltimore (10/31) . . . Also started at right guard vs. New England (11/28) . . . Saw action in First-Round Playoff game at Tennessee (1/8/00) in a reserve role.

**1998** — Appeared in all 16 regular season contests, including three starts, all coming over the final three weeks . . . First NFL start occurred at left guard in place of the injured Ruben Brown, vs. Oakland (12/13) . . . Also opened at left guard in First-Round Playoff game at Miami (1/2/99).

**1997** — Played in four games, all in a reserve role . . . Made NFL debut, on special teams, at N.Y. Jets (9/7) . . . Alternated at right tackle, along with Corey Louchiey, at New England (10/12) . . . Fourth-round draft choice (120th overall) by Buffalo in 1997.

## COLLEGE

Was a three-year letterman at Florida A&M (1994-96), where he started 31 of the 33 games in which he played at left tackle . . . Also saw action along the defensive line in his career, primarily in goal-line and short-yardage situations . . . Was a first-team All-Mid-Eastern Athletic Conference selection as both a junior and senior . . . Majored in civil engineering technology.

## PERSONAL

Married to Yolanda . . . Attended Appling County High School in Baxley, Ga . . . Lists Walter Payton as the athlete he admired most growing up, and the Pittsburgh Steelers as the NFL team that he followed . . . While sitting out the 2001 season, served as a volunteer assistant football coach at Dillard High School in Fort Lauderdale . . . This past offseason, hosted the inaugural "Jamie Nails Youth Football Camp", which was held in Lauderdale Lakes . . . Full name is Jamie Marcellus Nails, born June 3, 1975.

### JAMIE NAILS' NFL REGULAR SEASON STATISTICS

**GAMES/STARTS:** (Buffalo) 1997: 4/0, 1998: 16/3, 1999: 16/3, 2000: 16/16, (Miami) 2002: 14/14  
**5-YEAR TOTALS:** 66/36

### JAMIE NAILS' NFL PLAYOFF STATISTICS

**GAMES/STARTS:** 1998: 1/1, 1999: 1/0      **PLAYOFF TOTALS:** 2/1

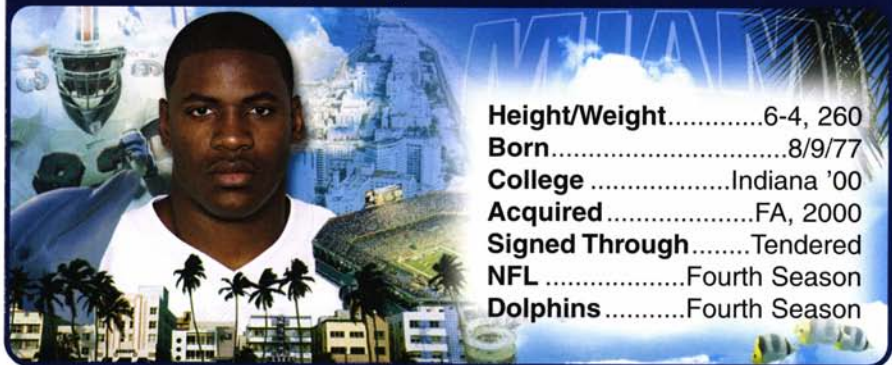
### ADDITIONAL STATS

**Miscellaneous Tackles:** 1 in 2002

## DOLPHINS RECORD WITH AN INTERCEPTION

Miami was 9-3 in games in which the team had an interception in 2002. The Dolphins own a 176-62-1 (.738) record since 1980 in regular season games which they have had at least one interception.

# Adewale Ogunleye • 93 • Defensive End



**Height/Weight**.....6-4, 260  
**Born**.....8/9/77  
**College** .....Indiana '00  
**Acquired** .....FA, 2000  
**Signed Through**.....Tendered  
**NFL** .....Fourth Season  
**Dolphins** .....Fourth Season

## PRO CAREER

**2002** — Stepped into starting role at left defensive end with departure of Kenny Mixon via free agency (Minnesota) . . . Opened all 16 contests and teamed with Jason Taylor to form the NFL's most potent sack tandem in 2002 . . . Was eighth on the team and second among linemen with 59 total tackles (36 solo) . . . Registered 9.5 sacks for 62 yards in losses, 26 quarterback hurries, two fumble recoveries, three forced fumbles and three passes defended . . . Sack total was second on the club, sixth in the AFC and 17th in the NFL . . . Part of a unit that produced 47 sacks on the year, the third-highest total in franchise history . . . Established a Dolphins preseason record with eight sacks . . .

**AMONG NFL SACK TANDEM:** Along with DE Jason Taylor's 18.5 sacks, Ogunleye was part of the top sack tandem in the NFL in 2002, five ahead of their nearest competitors:

## FINS FACT

Adewale's paternal grandfather was a governor of the Nigerian province of Ondo State.



## TOP NFL SACK TANDEM IN 2002

TEAM	PLAYER	SACKS	PLAYER	SACKS	TOTAL
1. MIA.*	JASON TAYLOR (DE)	18.5	ADEWALE OGUNLEYE (DE)	9.5	28.0
2. T.B.*	Simeon Rice (DE)	15.5	Warren Sapp (DT)	7.5	23.0
3. Car.*	Julius Peppers (DE)	12.0	Michael Rucker (DE)	10.0	22.0
4. Phil.*	Hugh Douglas (DE)	12.5	Ndukwe Kalu (DT)	8.0	20.5
5. Ind.*	Dwight Freeney (DE)	13.0	Brad Sciolli (DT)	7.0	20.0
Wash.	LaVar Arrington (LB)	11.0	Bruce Smith (DE)	9.0	20.0

\* A player can only be included in one sack tandem. Therefore, it does not include Carolina LB Mark Fields (7.5) and DT Kris Jenkins (7.0), Indianapolis DE Chad Bratzke (6.0), Philadelphia DT Darwin Walker (7.5) and DE Brandon Whiting (6.0), Tampa Bay DT Ellis Wymys (5.5) or anyone else with the Dolphins with 1.5 or more sacks.

**AMONG DOLPHINS SACK TANDEM:** The 28 combined sacks by Ogunleye and Taylor was the third-highest figure ever for a tandem in Dolphins history:

## DOLPHINS MOST PRODUCTIVE SINGLE-SEASON SACK COMBINATIONS

TEAM	PLAYER	SACKS	PLAYER	SACKS	TOTAL
1. 2000	Trace Armstrong	16.5	Jason Taylor	14.5	31.0
2. 1973	Bill Stanfill	18.5	Vern Den Herder	10.0	28.5
3. 2002	JASON TAYLOR (DE)	18.5	ADEWALE OGUNLEYE (DE)	9.5	28.0
4. 1983	Doug Betters	16.0	Bob Baumhower	8.0	24.0
5. 1984	Doug Betters	14.0	Charles Bowser	9.0	23.0



**SACK STREAK:** Ogunleye had a sack in four straight contests in 2002, a streak which spanned games 12-15 and ended in the season finale at New England (12/29), when he was shut out by the Patriots . . . This streak is tied for the fourth-longest in Dolphins history:

### LONGEST SACK STREAKS IN DOLPHINS HISTORY (since 1982)

PLAYER	YEAR	STREAK	GAMES	1	2	3	4	5	6	7	8	TOT.
1. J. Taylor	2002	8	8-15	1.0	1.0	1.5	2.0	2.0	1.0	3.0	1.5	13.0
2. J. Taylor	2000	6	5-10	1.0	1.0	1.0	1.0	2.0	1.0	-	-	7.0
D. Betters	1983	6	7-12	2.0	2.0	1.0	1.0	1.0	1.0	-	-	8.0
4. D. Betters	1983	4	1-4	4.0	1.0	1.0	2.0	-	-	-	-	8.0
A.J. Duhe	1983	4	1-4	1.5	1.0	1.0	1.0	-	-	-	-	4.5
M. Coleman	1995	4	6-9	1.0	1.0	1.0	1.0	-	-	-	-	4.0
D. Stubbs	1996	4	1-4	1.0	1.0	1.0	1.0	-	-	-	-	4.0
T. Armstrong	2000	4	1-4	2.5	1.0	1.0	2.0	-	-	-	-	6.5
<b>A. OGUNLEYE 2002</b>		<b>4</b>	<b>12-15</b>	<b>1.0</b>	<b>1.0</b>	<b>1.0</b>	<b>1.5</b>	<b>-</b>	<b>-</b>	<b>-</b>	<b>-</b>	<b>4.5</b>

**GAME HIGHLIGHTS – VS. N.Y. JETS (SEPT. 22):** Had four tackles, including the first full sack of his NFL career as he dropped Jets QB Vinny Testaverde for a three-yard loss . . .

**AT KANSAS CITY (SEPT. 29):** Established a season-high with seven tackles, in addition to a season-high two passes defended . . .

**VS. NEW ENGLAND (OCT. 6):** Tallied two tackles, including the first fumble recovery of his career in 26-13 win as the Dolphins held the Patriots to just 37 net rushing yards . . . Fumble recovery occurred at the Patriots' 39 after Jason Taylor stripped the ball from Tom Brady on a sack . . . It led to a Dolphins touchdown nine plays later . . .

**AT DENVER (OCT. 13):** Posted five tackles, including his second sack of the season in the Dolphins' 24-22 win . . .

**VS. BALTIMORE (NOV. 17):** Had his best game of the season as he recorded seven tackles, including three sacks for 20 yards in losses, in the Dolphins' 26-7 victory, as they held the Ravens to just 157 yards of total offense and a 2.8-yard average per offensive play . . . It marked the first multiple sack game of his career, and his three sacks were part of a seven-sack day by the Dolphins' defense . . . Also forced a fumble . . . For his efforts, was named AFC Defensive Player of the Week, the first such honor of his career . . . Since the award was instituted in 1984, Ogunleye is just the second Dolphins defensive lineman to earn Defensive Player of the Week accolades during the regular season, joining Jason Taylor . . .

**AT BUFFALO (DEC. 1):** Notched two tackles, including a sack, commencing a streak of four straight games with a sack . . .

**VS. CHICAGO (DEC. 9):** Had three tackles, a sack, a forced fumble and a fumble recovery in a 27-9 Monday night win over the Bears as the Dolphins limited Chicago to 195 yards of total offense . . . Sack, forced fumble and fumble recovery all occurred on the same play in the fourth quarter as he tackled Bears QB Chris Chandler for a six-yard loss, stripped him of the ball and then recovered at the Bears' 18, leading to a field goal four plays later . . .

**AT MINNESOTA (DEC. 21):** Registered five tackles, including 1.5 sacks and a pass defended . . . Extended his sack streak to four games in a row, tying for the fourth-longest such streak in Dolphins history . . .

**AT NEW ENGLAND (DEC. 29):** Collected four tackles and a forced fumble as he stripped the ball from Tom Brady following a four-yard gain in the first quarter, and Zach Thomas recovered . . . Was held without a sack for the first time in five games.

**2001** – Played in seven games, all in a reserve role . . . Finished with five total tackles (2 solo) and a half-sack . . . After being inactive each of the first three weeks of the season, made NFL debut in a reserve role vs. New England (10/7) . . . Tallied a half-sack vs. Carolina (11/4) . . . Registered two tackles at Indianapolis (11/11) . . . Was inactive for First-Round Playoff game vs. Baltimore (1/13/02).

**2000** – Signed with the Dolphins as an undrafted rookie free agent on April 25, 2000 . . . Spent his entire rookie season on the Dolphins' Reserve/Non-Football Injury list while still recovering from a knee injury sustained during his senior season of college.

## COLLEGE

Was a four-year letterman and starter (1996-99) at Indiana, during which time he played in 39 games, starting 37 of them . . . Finished with 167 total tackles, including 64 for loss, 34 sacks for 247 yards in losses and three fumble recoveries . . . Sack total ranks fifth on the Big Ten all-time sack chart . . . Started each of the first six games of his senior season before sustaining a torn anterior cruciate ligament in his left knee in the sixth game of the season, on October 9 against Northwestern . . . Prior to the injury, had tallied 22 tackles, including 11 for loss, and 7.5 sacks . . . Was a second-team All-Conference pick as a junior when he started all 11 games and registered 56 tackles, including 17 for loss, and eight sacks . . . Was a first-team All-Big Ten selection as a sophomore when he started all 11 contests and recorded 42 tackles, and career-high totals of 21 stops for loss and ten sacks . . . Notched a career-high four sacks against Ohio State . . . Started nine of the 11 games in which he played as a redshirt freshman in 1996 and tallied 47 tackles, including team-high figures of 15 stops for loss and 8.5 sacks . . . Redshirted as a true freshman in 1995 . . . Earned degree in English, was enrolled in postgraduate work during the 1999 season.

## PERSONAL

Single . . . Was an all-city selection as a senior at Tottenville High School in Staten Island, N.Y. . . . Has done work with the Muscular Dystrophy Association and Read Across America . . . Has assisted in building houses for Habitat for Humanity . . . Often spends his off days speaking in schools, visiting hospitals or attending other charity events . . . Lists "The Matrix" as favorite movie, "Cosby" as favorite television show, "Wu-Tang" as favorite recording artists and Jerry Rice as favorite athlete . . . Goes by the nickname "Wah-LAY" . . . Born August 9, 1977, in Brooklyn, N.Y.

### ADEWALE OGUNLEYE'S NFL REGULAR SEASON STATISTICS

YEAR TEAM	G-S	TACK.	ASST.	TOTAL	FUM. REC.	FOR. FUM.	QB SACK	YDS LOST
2000 Miami	RESERVE/NFI							
2001 Miami	7-0	2	3	5	0	0	0.5	3
2002 Miami	16-16	36	23	59	2	3	9.5	62
<b>2-YEAR TOTALS</b>	<b>23-16</b>	<b>38</b>	<b>26</b>	<b>64</b>	<b>2</b>	<b>3</b>	<b>10</b>	<b>65</b>

### ADEWALE OGUNLEYE'S NFL PLAYOFF STATISTICS

YEAR TEAM	G-S	TACK.	ASST.	TOTAL	FUM. REC.	FOR. FUM.	QB SACK	YDS LOST
2001 Miami	INACTIVE							

### ADDITIONAL STATS

Passes Defensed: 3 in 2002


## DOLPHINS DRAFT FROM FLORIDA COLLEGES

The Dolphins have selected a player from a Florida university in 19 of the team's 38 college drafts. Overall, the Dolphins have drafted 37 players from the State of Florida. The University of Miami leads the way with 14 Dolphin draftees, followed by nine from the University of Florida, seven from Florida State University, four from the University of Tampa, two from Bethune Cookman and one from Florida A&M.

When the Dolphins drafted Miami's Yatil Green in the first round in 1997, it was the first time since 1991 and the fourth time overall that the Dolphins had selected a player from a Florida school in the first round.



## Ed Perry • 89 • Tight End



**Height/Weight**.....6-4, 265  
**Born**.....9/1/74  
**College**.....James Madison '97  
**Acquired**.....D6b, 1997  
**Signed Through**.....2003  
**NFL** .....Seventh Season  
**Dolphins** .....Seventh Season

### PRO CAREER

**2002** – Played in all 16 games in a reserve role . . . Did not have any receptions . . . Served as the Dolphins' snapper on both punts and placements for the entire season, and was near-perfect on both . . . Registered seven tackles and one fumble recovery on special teams. . . Notched two tackles on three occasions – vs. Detroit (9/8), at Indianapolis (9/15) and at Green Bay (11/4) . . . Was awarded a special teams game ball in the 22-13 win over the Colts.


**2001** – Played in all 16 games in a reserve role . . . Did not have any receptions . . . Served as the Dolphins' snapper on both punts and placements for the entire season, and was near-perfect on both . . . Registered eight special teams tackles during the course of the year . . . Saw action in First-Round Playoff game vs. Baltimore (1/13/02) . . . Did not post any stats.

**2000** – Played in nine games, all in a reserve role . . . Was inactive for two contests . . . Spent each of the final five regular season games and both playoff contests on injured reserve . . . Did not have any catches on the year . . . Served as the long snapper on both punts and placements . . . Recorded three special teams tackles on the year . . . Was inactive at Cincinnati (10/1) and vs. Buffalo (10/8) with a dislocated right shoulder sustained vs. New England (9/24) . . . Was placed on injured reserve on November 23 . . . On November 28, underwent surgery to repair ligaments and muscle damage associated with his shoulder dislocation . . . The surgery was performed by Dr. James Andrews at the Alabama Sports Medicine Center in Birmingham.

**1999** – Played in all 16 regular season games with one start . . . Caught three passes for eight yards and one touchdown . . . Also served as the long snapper on both punts and placements, and recorded eight tackles on special teams . . . Opened the game as part of a two-tight end set vs. New England (11/21) . . . His entire reception total on the year came vs. N.Y. Jets (12/27) . . . Included in that total was a one-yard scoring reception from Dan Marino . . . The three catches tied for the second-highest single-game receiving total of his career . . . Saw action in both playoff games following the 1999 season in a reserve capacity . . . Caught one pass for three yards, with that reception coming in First-Round win at Seattle (1/9/00).

**1998** – Played in 14 regular season games, including five starts, all when the Dolphins opened with two tight ends . . . Was inactive for two games . . . Saw some time as the snapper on punts and placements during the course of the season . . . Registered five special teams tackles on the year . . . Also appeared in both playoff games, with one start . . . Finished the regular season with 25 receptions for 255 yards . . . Both totals ranked fifth on the team . . . Caught a career-high four passes for 26 yards vs. Buffalo (9/13) . . . Was inactive vs. Indianapolis (11/8) and at Carolina (11/15) . . . Grabbed two passes for a career-high 59 yards, including a career-long catch of 46 yards, in Monday night contest at New England (11/23) . . . Saw action in both

### FINIS FACT



Ed spends a portion of his free time utilizing his skills as a barber. A majority of his customers are his teammates.

playoff games following the 1998 season, starting one of them . . . Totaled two receptions for 29 yards with a long of 22, with all of his playoff stats coming in First-Round win vs. Buffalo (1/2/99) . . . Made initial start of NFL postseason career in Divisional game at Denver (1/9/99), when Troy Drayton was forced to sit out the contest with an ankle injury.

**1997** – Played in 16 games during rookie season with four starts, all as part of a two-tight end set . . . Finished with 11 receptions for 45 yards and a touchdown . . . Contributed seven tackles on special teams . . . Was utilized as a fullback during the year as well . . . Also served as the deep snapper on punts and placements over the course of the season . . . Made first NFL start, vs. Kansas City (10/5), when he also caught his first NFL pass, a two-yard reception from Dan Marino . . . Started vs. N.Y. Jets (11/9) and tied for the team-lead with a season-high three catches totaling 19 yards, including a season-long 10-yard grab . . . Was also credited with four special teams tackles in the Jets game . . . Had two catches for four yards, including a three-yard TD reception from Marino, vs. Buffalo (11/17) in front of a Monday night audience . . . It was Perry's first NFL touchdown, and it was Marino's tenth touchdown pass of the season, each to a different receiver, the first time in NFL history the first ten touchdown passes by a quarterback went to ten different receivers . . . With injury to Frank Wainright (pectoral muscle), served as the team's long snapper on punts for the first game of the season and each of the final six regular season games and playoff contest . . . Handled snapping duties on placements for each of the last two regular season contests and playoff matchup . . . Saw action in a reserve role in First-Round Playoff game at New England (12/28) . . . Did not have any catches . . . Fourth of four sixth-round draft choices by Miami (177th overall) in 1997.

## COLLEGE

Was a four-year letterman (1993-96) and three-year starter at James Madison . . . Finished his career with 113 receptions for 1,283 yards and six touchdowns . . . Blocked two punts in his career . . . Was an All-Yankee Conference choice as a senior when he caught 31 passes for 299 yards, and also handled the deep snapping duties for the Dukes . . . Was a first-team all-conference pick as a junior when he totaled 26 catches for 219 yards . . . Was a first-team all-conference pick and a third-team All-America choice by The Sports Network his sophomore season when he put together career-high numbers of 39 receptions for 533 yards and three touchdowns . . . Saw reserve action as a redshirt freshman in 1993 and caught 17 passes for 232 yards and three scores . . . Majored in sociology.

## PERSONAL

Single, resides in Pembroke Pines, Fla . . . Has a daughter, Kamaya . . . Was an all-region and all-state choice as a senior at Highlands Springs High School in Richmond, Va . . . Earned four letters in football and three in basketball . . . Enjoys collecting rubber bands, watching television and playing basketball in spare time . . . Also spends free time cutting hair, including many of his teammates . . . Has assisted with events for the Daily Bread Food Bank, Rebuilding Together and the Broward Partnership for the Homeless . . . Has assisted in building houses for Habitat for Humanity . . . Lists "Major Payne" as favorite movie, "Martin" as favorite television show and Mary J. Blige as favorite recording artist . . . Full name is Edward Lewis Perry, Jr., born September 1, 1974 in Richmond, Va.

### ED PERRY'S NFL REGULAR SEASON STATISTICS

YEAR	TEAM	G-S	NO.	RECEIVING				ATT.	RUSHING			
				YDS.	AVG.	LG	TD		YDS.	LG	TD	
1997	Miami	16-4	11	45	4.1	10	1	0	0	0	0	0
1998	Miami	14-5	25	255	10.2	46	0	0	0	0	0	0
1999	Miami	16-1	3	8	2.7	5	1	0	0	0	0	0
2000	Miami	9-0	0	0	0.0	0	0	0	0	0	0	0
2001	Miami	16-0	0	0	0.0	0	0	0	0	0	0	0
2002	Miami	16-0	0	0	0.0	0	0	0	0	0	0	0
<b>6-YEAR TOTALS</b>		<b>87-10</b>	<b>39</b>	<b>308</b>	<b>7.9</b>	<b>46</b>	<b>2</b>	<b>0</b>	<b>0</b>	<b>0</b>	<b>0</b>	<b>0</b>



## ED PERRY'S NFL PLAYOFF STATISTICS

YEAR	TEAM	G-S	RECEIVING					RUSHING			
			NO.	YDS.	AVG.	LG	TD	ATT.	YDS.	LG	TD
1997	Miami	1-0	0	0	0.0	0	0	0	0	0	0
1998	Miami	2-1	2	29	14.5	22	0	0	0	0	0
1999	Miami	2-0	1	3	3.0	3	0	0	0	0	0
2000	Miami										
2001	Miami	1-0	0	0	0.0	0	0	0	0	0	0
PLAYOFF TOTALS			6-1	3	32	10.7	22	0	0	0	0

### ADDITIONAL STATS

**Special Teams Tackles:** 7 in 1997, 5 in 1998, 8 in 1999, 3 in 2000, 8 in 2001, 7 in 2002 for total of 38

**Special Teams Fumble Recoveries:** 1 in 2002

**Miscellaneous Tackles:** 1 in 1998

**Kickoff Returns:** 1 for 7 yards in 1997, 1 for 0 yards in 2001 for total of 2 for 7 yards, 3.5 avg., long of 7

**Fumble Recoveries:** 1 in 1997

### SINGLE-GAME HIGHS

<b>Most Receptions:</b>	4	vs. Buffalo, 9/13/98
	3	vs. N.Y. Jets, 11/9/97
	3	at New England, 11/23/97
	3	at Jacksonville, 10/12/98
	3	vs. New England, 10/25/98
	3	at Oakland, 12/6/98
	3	vs. N.Y. Jets, 12/13/98
	3	vs. N.Y. Jets, 12/27/99
	59	at New England, 11/23/98
	42	vs. N.Y. Jets, 12/13/98
<b>Most Receiving Yards:</b>	31	at Jacksonville, 10/12/98
	1	vs. Buffalo, 11/17/97
<b>Most TD Receptions:</b>	1	vs. N.Y. Jets, 12/27/99
	46	at New England, 11/23/98
<b>Longest Receptions:</b>	25	at Jacksonville, 10/12/98
	22	vs. N.Y. Jets, 12/13/98
	*22	at Denver, 1/9/99

\* Playoff game

### ED PERRY'S RECEIVING BREAKDOWN

	2002							CAREER						
	G	NO	YDS	AVG	LG	TD		G	NO	YDS	AVG	LG	TD	
Buffalo	2	0	0	0.0	0	0		10	7	38	5.4	14	1	
Miami	-	-	-	-	-	-		-	-	-	-	-	-	
New England	2	0	0	0.0	0	0		11	8	93	11.6	46	0	
N.Y. Jets	2	0	0	0.0	0	0		12	12	88	7.3	22	1	
AFC East	6	0	0	0.0	0	0		33	27	219	8.1	46	2	
Baltimore	1	0	0	0.0	0	0		3	0	0	0.0	0	0	
Cincinnati	-	-	-	-	-	-		-	-	-	-	-	-	
Cleveland	-	-	-	-	-	-		-	-	-	-	-	-	
Pittsburgh	-	-	-	-	-	-		1	0	0	0.0	0	0	
AFC Central	1	0	0	0.0	0	0		4	0	0	0.0	0	0	
Houston	-	-	-	-	-	-		-	-	-	-	-	-	
Indianapolis	1	0	0	0.0	0	0		8	3	19	6.3	10	0	
Jacksonville	-	-	-	-	-	-		1	3	31	10.3	25	0	
Tennessee	-	-	-	-	-	-		3	0	0	0.0	0	0	
AFC South	1	0	0	0.0	0	0		12	6	50	8.3	25	0	

## ED PERRY'S RECEIVING BREAKDOWN

	2002						CAREER					
	G	NO	YDS	AVG	LG	TD	G	NO	YDS	AVG	LG	TD
Denver	1	0	0	0.0	0	0	4	2	18	9.0	12	0
Kansas City	1	0	0	0.0	0	0	2	1	2	2.0	2	0
Oakland	1	0	0	0.0	0	0	5	3	19	6.3	8	0
San Diego	1	0	0	0.0	0	0	2	0	0	0.0	0	0
<b>AFC West</b>	<b>4</b>	<b>0</b>	<b>0</b>	<b>0.0</b>	<b>0</b>	<b>0</b>	<b>13</b>	<b>6</b>	<b>39</b>	<b>6.5</b>	<b>12</b>	<b>0</b>
<b>AFC Total</b>	<b>12</b>	<b>0</b>	<b>0</b>	<b>0.0</b>	<b>0</b>	<b>0</b>	<b>62</b>	<b>39</b>	<b>308</b>	<b>7.9</b>	<b>46</b>	<b>2</b>
Dallas	-	-	-	-	-	-	1	0	0	0.0	0	0
N.Y. Giants	-	-	-	-	-	-	-	-	-	-	-	-
Philadelphia	-	-	-	-	-	-	1	0	0	0.0	0	0
Washington	-	-	-	-	-	-	1	0	0	0.0	0	0
<b>NFC East</b>	<b>-</b>	<b>-</b>	<b>-</b>	<b>-</b>	<b>-</b>	<b>-</b>	<b>3</b>	<b>0</b>	<b>0</b>	<b>0.0</b>	<b>0</b>	<b>0</b>
Chicago	1	0	0	0.0	0	0	2	0	0	0.0	0	0
Detroit	1	0	0	0.0	0	0	3	0	0	0.0	0	0
Green Bay	1	0	0	0.0	0	0	3	0	0	0.0	0	0
Minnesota	1	0	0	0.0	0	0	2	0	0	0.0	0	0
<b>NFC Central</b>	<b>4</b>	<b>0</b>	<b>0</b>	<b>0.0</b>	<b>0</b>	<b>0</b>	<b>10</b>	<b>0</b>	<b>0</b>	<b>0.0</b>	<b>0</b>	<b>0</b>
Atlanta	-	-	-	-	-	-	2	0	0	0.0	0	0
Carolina	-	-	-	-	-	-	1	0	0	0.0	0	0
New Orleans	-	-	-	-	-	-	1	0	0	0.0	0	0
Tampa Bay	-	-	-	-	-	-	1	0	0	0.0	0	0
<b>NFC South</b>	<b>-</b>	<b>-</b>	<b>-</b>	<b>-</b>	<b>-</b>	<b>-</b>	<b>5</b>	<b>0</b>	<b>0</b>	<b>0.0</b>	<b>0</b>	<b>0</b>
Arizona	-	-	-	-	-	-	1	0	0	0.0	0	0
St. Louis	-	-	-	-	-	-	2	0	0	0.0	0	0
San Francisco	-	-	-	-	-	-	1	0	0	0.0	0	0
Seattle	-	-	-	-	-	-	3	0	0	0.0	0	0
<b>NFC West</b>	<b>-</b>	<b>-</b>	<b>-</b>	<b>-</b>	<b>-</b>	<b>-</b>	<b>7</b>	<b>0</b>	<b>0</b>	<b>0.0</b>	<b>0</b>	<b>0</b>
<b>NFC Total</b>	<b>4</b>	<b>0</b>	<b>0</b>	<b>0.0</b>	<b>0</b>	<b>0</b>	<b>25</b>	<b>0</b>	<b>0</b>	<b>0.0</b>	<b>0</b>	<b>0</b>
Home	8	0	0	0.0	0	0	44	21	144	6.9	22	2
Road	8	0	0	0.0	0	0	43	18	164	9.1	46	0
1st Down	16	0	0	0.0	0	0	87	13	88	6.8	15	1
2nd Down	16	0	0	0.0	0	0	87	17	150	8.8	46	0
3rd Down	16	0	0	0.0	0	0	87	9	70	7.8	25	1
4th Down	16	0	0	0.0	0	0	87	0	0	0.0	0	0
1st Half	16	0	0	0.0	0	0	87	18	110	6.1	15	2
2nd Half	16	0	0	0.0	0	0	87	21	198	9.4	46	0
Overtime	0	0	0	0.0	0	0	4	0	0	0.0	0	0
Grass	13	0	0	0.0	0	0	67	32	262	8.2	46	2
Turf	3	0	0	0.0	0	0	20	7	46	6.6	15	0
Aug./Sept.	4	0	0	0.0	0	0	20	6	35	5.8	14	0
October	3	0	0	0.0	0	0	21	10	77	7.7	25	0
November	4	0	0	0.0	0	0	23	11	99	9.0	46	1
Dec./Jan.	5	0	0	0.0	0	0	23	12	97	8.1	22	1
Games 1-8	8	0	0	0.0	0	0	46	17	120	7.1	25	0
Games 9-16	8	0	0	0.0	0	0	41	22	188	8.5	46	2
Wins	9	0	0	0.0	0	0	52	21	123	5.9	13	1
Losses	7	0	0	0.0	0	0	35	18	185	10.3	46	1
Ties	-	-	-	-	-	-	-	-	-	-	-	-

## DUAL 100-YARD RUSHING GAMES

In the 37-year history of the franchise, the Dolphins have had four dual 100-yard rushing games. Two of these were accounted for by the tandem of Larry Csonka and Jim Kiick (both in 1971). The most recent game in which the Dolphins had two runners surpass the 100-yard mark occurred on October 5, 1975 at Green Bay when Mercury Morris rushed for 125 yards on 31 attempts, while Don Nottingham ran for 102 yards and three touchdowns on 21 carries.



## Todd Perry • 75 • Guard



**Height/Weight**.....6-5, 310  
**Born** .....11/28/70  
**College** .....Kentucky '93  
**Acquired**.....UFA (Chi.), 2001  
**Signed Through**.....2005  
**NFL** .....11th Season  
**Dolphins** .....Third Season

### PRO CAREER

**2002** – Started all 16 games in which he played at right guard . . . Marked the fifth straight year that he opened every league game . . . Enters the 2003 season having started and played in each of the last 80 league contests . . . Participated in every offensive snap in 14 of 16 contests in '02 . . . Missed just ten plays over the course of the season . . . Part of a line that paved the way for a running game that was first in the AFC and second in the NFL, averaging 156.4 yards a contest . . . The 2,502 yards rushing compiled by the Dolphins was the third-highest total in franchise history and the most since 1973 when they amassed 2,521 yards . . . In addition, they led the way for running back Ricky Williams, who led the NFL with a Dolphins single-season record 1,853 yards rushing . . . The unit also allowed just 25 quarterback sacks on the year, fourth in the AFC and seventh in the NFL . . . Was awarded an offensive game ball for his performance in win over San Diego (11/24), as the Dolphins racked up a season-high 413 yards of total offense, including 222 rushing . . . Season finale at New England (12/29) marked the 150th regular season game of his NFL career.

**2001** – Signed a five-year contract with the Dolphins as an unrestricted free agent from Chicago on March 3, 2001 . . . Started all 16 regular season games and First-Round Playoff contest at right guard . . . Did not miss an offensive snap either in the regular season or playoffs . . . Marked the fourth year in-a-row that he opened all 16 league games . . . Was part of a unit that permitted only 27 sacks, tied for second-fewest in the AFC and fifth in the NFL.

**2000** – Started all 16 games in which he played for the Bears at left guard, marking the third consecutive year and fourth time overall that he opened all 16 contests . . . Part of a line that paved the way for a running game that averaged 4.2 yards per rush attempt, tied for the 12th best mark in the NFL in 2000.

**1999** – Started all 16 contests at left guard and did not miss an offensive snap on the year . . . Marked the second straight year and third time in his career that he started all 16 regular season games.

**1998** – Started all 16 games at left guard, the second time in his career he opened all 16 contests.

**1997** – Started all 11 games in which he appeared . . . Sustained a pulled hamstring in the fourth quarter of season opener at Green Bay (9/1) and missed each of the next four games . . . Was placed on injured reserve with a lower back injury on December 19 and missed season finale at Tampa Bay (12/21).

**1996** – Started all 16 games at left guard, the first time in his career he opened all 16 contests . . . Was part of a unit that allowed only 23 sacks, fourth in the NFC and fifth in the NFL.

**238 • Perry, T.**

### F I N S F A C T

Todd was originally drafted by the Bears in 1993, Dave Wannstedt's first year as Chicago's head coach.



**1995** — Started 15 games at left guard . . . Sustained a leg injury in fourth quarter at Tampa Bay (9/17) and was inactive the following week at St. Louis (9/24) . . . Earned a game ball for his performance in win at N.Y. Giants (11/26) as Bears rushed for 143 yards and allowed just one sack.

**1994** — Started four of the 15 games in which he played . . . Saw action on special teams and as a tackle-eligible in goal-line situations . . . Saw action at left guard in the second half at N.Y. Jets (9/25), replacing an injured Mark Bortz . . . Did not play vs. Green Bay (10/31) . . . Also replaced an injured Bortz in first quarter at Arizona (11/27) . . . Started each of the final four regular season games and both playoff contests at left guard.

**1993** — Started three of the 13 games in which he played during his rookie season . . . First NFL start came at right guard in place of the injured John Wojciechowski at San Diego (11/14) . . . Also opened at that spot each of the next two weeks, at Kansas City (11/21) and at Detroit (11/25) . . . Fourth-round draft choice (97th overall) of Chicago in 1993.

## COLLEGE

Four-year letterman (1989-92) at Kentucky . . . Started 37 of the 43 games in which he played during his career . . . Was a three-time academic All-Southeastern Conference selection . . . Started every game at left guard his senior year of 1992 and helped lead the way for a running game which averaged 172.2 yards per contest . . . Earned first-team all-conference honors from Football News and second-team accolades from the Associated Press . . . Played in the Japan Bowl and East-West Shrine Game following his senior season . . . Opened every game at left guard his junior season and was voted as the team's Outstanding Offensive Lineman . . . Was redshirted in 1988 . . . Majored in biology.

## PERSONAL

Married to Heidi with a son (Tyler) and a daughter (Alexandra) . . . Was an honorable mention all-state choice as both a junior and senior at North Hardin High School in Elizabethtown, Kentucky . . . Has participated in events benefiting the Cystic Fibrosis Foundation . . . Has assisted in building houses for Habitat for Humanity . . . Full name is Todd Joseph Perry, born November 28, 1970 in Elizabethtown, Ky.

### TODD PERRY'S NFL REGULAR SEASON STATISTICS

**GAMES/STARTS:** 1993: 13/3, 1994: 15/4, 1995: 15/15, 1996: 16/16, 1997: 11/11, 1998: 16/16, 1999: 16/16, 2000: 16/16, (Miami) 2001: 16/16, 2002: 16/16      **10-YEAR TOTALS:** 150/129  
**MIAMI TOTALS:** 32/32

### TODD PERRY'S NFL PLAYOFF STATISTICS

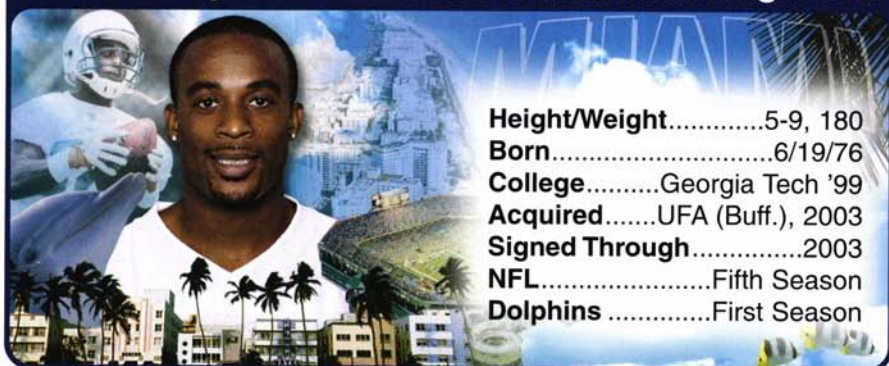
**GAMES/STARTS:** 1994: 2/2, (Miami) 2001: 1/1      **PLAYOFF TOTALS:** 3/3

## DOLPHINS PLAYOFF MARGINS OF VICTORY

Miami's 31-0 win over San Diego in a Divisional Playoff game on January 10, 1993 at Pro Player Stadium marked the largest margin of victory by the team in a playoff game. The previous largest margin of victory in the post-season by the Dolphins was three 21-point wins, as Miami came away with a 21-0 win over Baltimore on January 2, 1972 in the Orange Bowl, a 31-10 win over San Diego on January 16, 1983 in the O.B. and a 31-10 win over Seattle on December 29, 1984 in the O.B.



# Charlie Rogers • 32 • Kick Returner/Running Back



**Height/Weight**.....5-9, 180  
**Born**.....6/19/76  
**College**.....Georgia Tech '99  
**Acquired**.....UFA (Buff.), 2003  
**Signed Through**.....2003  
**NFL**.....Fifth Season  
**Dolphins** .....First Season

## PRO CAREER

**2002** – Signed a one-year contract with the Dolphins as an unrestricted free agent from Buffalo on April 11, 2003 . . . Was selected by Houston in the 2002 expansion draft on February 18, and then traded to Buffalo on April 17, 2002 in exchange for LB Jay Foreman . . . Returned 26 punts for a 5.3-yard average and brought back 64 kickoffs for 1,280 yards, a 20.0-yard norm and one touchdown for the Bills in '02 . . . Turned in top performance of the season at Minnesota (9/15) when he returned eight kicks for 221 yards, a 27.6-yard average, including a 90-yarder for a score, marking the longest return of his career . . . It was the third touchdown of his career during the regular season, and his second via a kickoff return . . . It was his fourth touchdown overall, including playoffs, and his third on a kickoff . . . Combined 237 kickoff and punt return yards that day marked a career-high, surpassing his previous mark of 215, set on October 15, 2000 against Indianapolis.

## F I N S F A C T

In 1999, Charlie became the first rookie to lead the NFL in punt return average since 1993.



**2001** – Played in 13 games with Seattle, was on the inactive list for the other three contests . . . Finished the season with 25 punt returns for 244 yards, a 9.8-yard average . . . Also accumulated 1,120 yards on 50 kickoff returns, a 22.4-yard average, with a long of 64 . . . Added one reception for seven yards . . . Returned two punts for 46 yards and three kickoffs for 93 yards in season opener at Cleveland (9/9) . . . Included in his total was a 49-yard kickoff return to the Seahawks' 47, setting up Rian Lindell's game-winning 52-yard field goal with three seconds to play in Seattle's 9-6 victory . . . Was inactive vs. Denver (10/14) with a toe injury . . . Had five kickoff returns for 101 yards vs. Miami (10/28) . . . Was inactive for consecutive games at Washington (11/4) and against Oakland (11/11), both with a toe injury . . . Lone career reception came on a seven-yard grab from Matt Hasselbeck at Buffalo (11/18) . . . Accumulated 42 yards on three punt returns and 119 yards on five kickoff returns at Giants (12/23) . . . Tallied a season-high 152 yards on five kickoff returns with season-long 64-yarder at San Diego (12/30) . . . That return, which was brought back to the Chargers' 36, set up a Lindell 54-yard game-winning field goal as time expired to give the Seahawks a 25-22 victory.

**2000** – Played in 15 games, as he set or tied 13 career, season and single-game Seattle club records . . . Fielded 66 kickoffs for 1,629 yards, a 24.7-yard average, and one touchdown . . . Returned 26 punts for 363 yards, a 14.0-yard norm . . . Established season records for kickoff returns and total kickoff return yards . . . Kickoff return average ranked fourth in the AFC and seventh in the league . . . Punt return average ranked second in the conference, fourth in the league and was the second-highest figure in Seahawks history . . . 363 punt return yards also is the second-best single-season mark in club annals . . . Set two single-game marks and helped set one team mark vs. Indianapolis (10/15) . . . Racked up 198 yards on six kickoffs, including a season-long 81-yarder, breaking Jon Vaughn's team mark of 196 set at San Diego on October 30, 1994 . . . Added one 17-yard punt return to total season-best 215 combined return yards, now the second-best figure of his career . . . As a team, Seattle netted 268

combined return yards that day against the Colts, breaking the 24-year old mark of 251 (vs. New Orleans, 11/21/76) . . . Returned a kickoff 81 yards for touchdown vs. Buffalo (12/23) . . . Set a team mark for highest single-game kickoff return average with a 42.7-yard mark (171 yards) on four returns.

**1999** – Played in 12 games as a rookie, as he established eight team records . . . Led NFL with 14.5-yard punt return average on 22 punt returns, the first rookie to attain that honor since New Orleans' Tyrone Hughes in 1993 . . . Saw brief action at wide receiver . . . Had just one kickoff return in the first 12 games, but returned 17 for a 26.2-yard average over the last four games . . . Earned all-rookie honors from Pro Football Weekly, College & Pro Football Newsweekly and Football News, and All-AFC honors from Football News . . . Set a club mark with 94-yard punt return for score in his third NFL game, at Pittsburgh (9/26) . . . Earned AFC Special Teams Player of the Week honors in that Steelers contest . . . Added a 68-yard punt return the following week vs. Oakland (10/3), as he fielded two on the day for a 37.5-yard average . . . Had five kickoff returns for a 30.8-yard average, including a season-long 49-yard return, vs. San Diego (12/12) . . . Established a team record with 206 total kickoff and punt return yards in season finale at Jets (1/2/00) . . . Returned a kickoff 85 yards for a touchdown in First-Round Playoff game vs. Miami (1/9/00) . . . Finished the contest with 183 total kickoff and punt return yards, including 159 yards on four kickoffs.

## COLLEGE

Was a four-year letterman (1995-98) for the Yellow Jackets, during which time he played both running back and wide receiver, while also returning punts and kickoffs . . . Rushed 220 times for 1,287 yards and caught 58 passes for 657 yards in his career . . . Left school ranked third in Georgia Tech annals with 58 kickoff returns for 1,264 yards (21.8-yard avg.) . . . Returned 30 punts for 14.2-yard average and two TDs as a senior, his only year in that role . . . Majored in management.

## PERSONAL

Single . . . Was an all-conference, all-county and all-state selection as three-year letterman at Matawan (N.J.) High School . . . Also lettered three years in track, competing in the 100 meters, and was a four-year letterman in basketball . . . Enjoys bowling in spare time . . . Full name is John Edward Rogers, born June 19, 1976, in Cliffwood, N.J.

### CHARLIE ROGERS' NFL REGULAR SEASON STATISTICS

		PUNT RETURNS								KICKOFF RETURNS				
YEAR	TEAM	G-S	NO.	FC	YDS.	AVG.	LG	TD	NO.	YDS.	AVG.	LG	TD	
1999	Seattle	12-0	22	18	318	14.5	94t	1	18	465	25.8	49	0	
2000	Seattle	15-0	26	12	363	14.0	43	0	66	1629	24.7	81t	1	
2001	Seattle	13-0	25	10	244	9.8	34	0	50	1120	22.4	64	0	
2002	Buffalo	16-0	26	11	137	5.3	16	0	64	1280	20.0	90t	1	
4-YEAR TOTALS		56-0	99	51	1062	10.7	94t	1	198	4494	22.7	90t	2	

### CHARLIE ROGERS' NFL PLAYOFF STATISTICS

YEAR	TEAM	G-S	PUNT RETURNS							KICKOFF RETURNS				
			NO.	FC	YDS.	AVG.	LG	TD	NO.	YDS.	AVG.	LG	TD	
1999	Seattle	1-0	3	2	24	8.0	15	0	4	159	39.8	85t	1	

### ADDITIONAL STATS

Receiving: 1 for 7 yards in 2001

### SINGLE-GAME HIGHS

Most Kickoff Returns:

8 at Minnesota, 9/15/02


7 at N.Y. Jets, 1/2/00



	7	vs. St. Louis, 9/10/00
	7	vs. Denver, 11/26/00
<b>Most Kickoff Return Yards:</b>	221	at Minnesota, 9/15/02
	198	vs. Indianapolis, 10/15/00
	192	vs. St. Louis, 9/10/00
<b>Kickoff Return Avg. (min. 4 rets.):</b>	42.8	vs. Buffalo, 12/23/00
	33.0	vs. Indianapolis, 10/15/00
	30.8	vs. San Diego, 12/12/99
<b>Long Kickoff Returns:</b>	90t	at Minnesota, 9/15/02
	*85t	vs. Miami, 1/9/02
	81	vs. Indianapolis, 10/15/00
	81t	vs. Buffalo, 12/23/00
<b>Most Punt Returns:</b>	5	at San Diego, 9/24/00
	5	vs. Philadelphia, 9/23/01
	4	at Miami, 9/3/00
<b>Most Punt Return Yards:</b>	106	at Pittsburgh, 9/26/99
	75	vs. Oakland, 10/3/99
	65	vs. Kansas City, 10/29/00
<b>Punt Return Avg. (min. 3 rets.):</b>	21.7	vs. Kansas City, 10/29/00
	17.3	at Oakland, 9/30/01
	15.3	at Kansas City, 10/2/00
<b>Long Punt Returns:</b>	94t	at Pittsburgh, 9/26/99
	68	vs. Oakland, 10/3/99
	43	at Jacksonville, 11/12/00
<b>Most Combined Kickoff &amp; Punt Return Yards :</b>	237	at Minnesota, 9/15/02
	215	vs. Indianapolis, 10/15/00
	206	at N.Y. Jets, 1/2/00

\* Playoff Game

## Dario Romero • 94 • Defensive Tackle



**Height/Weight**.....6-3, 305  
**Born**.....4/13/78  
**College** ..Eastern Washington '01  
**Acquired**.....FA, 2002  
**Signed Through**.....2003  
**NFL** .....Second Season  
**Dolphins** .....Second Season

### PRO CAREER

**2002** – Signed with the Dolphins as a free agent on February 27, 2002 after playing with the Edmonton Eskimos of the Canadian League in 2001 . . . Was inactive for all 16 games with the Dolphins in '02 . . . Tallied nine tackles, a half-sack and a fumble recovery in the preseason . . . Recorded 20 tackles, three sacks and two forced fumbles for Edmonton in '01.

**242 • Rogers/Romero**

### F I N S F A C T

For three summers, Dario worked as a security guard for Seattle Seahawks training camp, which was held at Eastern Washington University.



## COLLEGE

Was a four-year letterman (1997-2000) at Eastern Washington . . . Earned first-team All-Big Sky Conference accolades as both a junior and senior . . . As a senior in 2000, posted 52 tackles, including 14 for loss, 5.5 sacks and an interception . . . For his career, notched 172 tackles, 40 stops for loss, 22 sacks, an interception, a fumble recovery and a forced fumble . . . Put together a career-high 7.5 sacks as a freshman in 1997 . . . Earned degree in liberal arts.


## PERSONAL

Married to Rebecca . . . Couple has a son, Dario, Jr. (6/13/03) . . . Prepped at Lewis & Clark High School in Spokane, Wash . . . Enjoys fishing and playing video games in spare time . . . Lists "The Sopranos" as favorite television show and any kind of Mexican dish as favorite food . . . Born April 13, 1978 in Spokane.

### DARIO ROMERO'S NFL REGULAR SEASON STATISTICS

YEAR	TEAM	G-S	TACK.	ASST.	TOTAL	FUM. REC.	FOR. FUM.	QB SACK	YDS LOST
2002	Miami	0-0	0	0	0	0	0	0	0

## Sage Rosenfels • 18 • Quarterback



Height/Weight.....6-4, 222  
 Born.....3/6/78  
 College .....Iowa State '00  
 Acquired.....T (Wash.), 2002  
 Signed Through.....2003  
 NFL .....Third Season  
 Dolphins .....Second Season

## PRO CAREER

**2002** — Was acquired by the Dolphins from Washington on August 22, 2002 in exchange for a 2003 seventh-round draft choice . . . Saw action in four games, all in a reserve role . . . Dressed but did not play in three contests, was designated as the third quarterback in nine others . . . For the season was 0-3 in passing . . . Made Dolphins debut in Monday night game at Green Bay (11/4), as he relieved starter Ray Lucas . . . Was 0-3 passing that game . . . For the preseason with both Washington and Miami, he was 41-65 (63.1%) for 580 yards, five touchdowns and two interceptions for a 104.6 rating . . . In his one preseason game with the Dolphins, vs. Chicago (8/29), he was 9-11 for 104 yards with no touchdowns or interceptions for a 106.1 rating.

## F I N S F A C T

Sage grew up on an 11-acre farm in the eastern Iowa town of Maquoketa (pronounced muh-COKE-uh-tuh), with a population of about 7,000.





**2001** – Did not see any game action in 2001, spending a majority of the season as Washington's third quarterback . . . Was promoted to backup quarterback for Washington's contest vs. Kansas City (9/30) and again the following week at the New York Giants (10/7), but did not play in either game . . . Originally was a fourth-round draft choice (109th overall) of the Redskins in 2001.

## COLLEGE

A four-year letterman at Iowa State (1997-2000), led the Cyclones to their first Bowl appearance in 22 years, as well as the school's first-ever postseason win as a senior in 2000, as Iowa State recorded a victory over Pittsburgh in the Insight.com Bowl to finish with a record of 9-3 . . . Served as a co-captain that year, and completed 172 of 333 passes for 2,298 yards and eight touchdowns and rushed for 381 yards and 10 touchdowns . . . Passing yardage total is the fourth-highest single-season figure in school annals . . . Overall in his four year career, the last two as a starter, connected on 306 of 587 passes for 4,164 yards with 19 touchdowns and 26 interceptions . . . Yardage total also is fourth-most in school history . . . Also rushed for 660 yards and 14 touchdowns on 164 carries . . . Redshirted as a freshman in 1996 . . . Was named to the Big 12 Commissioner's Academic Honor Roll four semesters . . . Earned first-team Academic All Big 12 honors in 2000, and second team accolades in 1999 . . . Majored in marketing.

## PERSONAL

Married to Maria, with son, Peyton . . . Prepped at Maquoketa (Iowa) High School, where he lettered in football, basketball, baseball, tennis and track . . . Handled the kicking and punting duties as a senior, in addition to completing 76 of 148 passes for 1,122 yards and ten touchdowns . . . Was a National Honor Society member and was on the honor roll for eight semesters . . . Was very active with charitable events in the Washington, D.C. area during his one year with the Redskins, including events that benefited the Ronald McDonlad House and the National Multiple Sclerosis Society . . . While at Iowa State, served as vice president of the Future Business Leaders of America . . . Born on March 6, 1978.

### SAGE ROSENFELS' NFL REGULAR SEASON STATISTICS

YEAR	TEAM	G-S	ATT.	COMP.	YDS.	PCT.	TD	INT.	LG	TKLD.	RATE
2001	Washington	0-0	0	0	0	—	0	0	0	0/0	0.0
2002	Miami	4-0	3	0	0	0.0	0	0	0	0/0	39.6
<b>2-YEAR TOTALS</b>		<b>4-0</b>	<b>3</b>	<b>0</b>	<b>0</b>	<b>0.0</b>	<b>0</b>	<b>0</b>	<b>0</b>	<b>0/0</b>	<b>39.6</b>
<b>MIAMI TOTALS</b>		<b>4-0</b>	<b>3</b>	<b>0</b>	<b>0</b>	<b>0.0</b>	<b>0</b>	<b>0</b>	<b>0</b>	<b>0/0</b>	<b>39.6</b>

### ADDITIONAL STATS

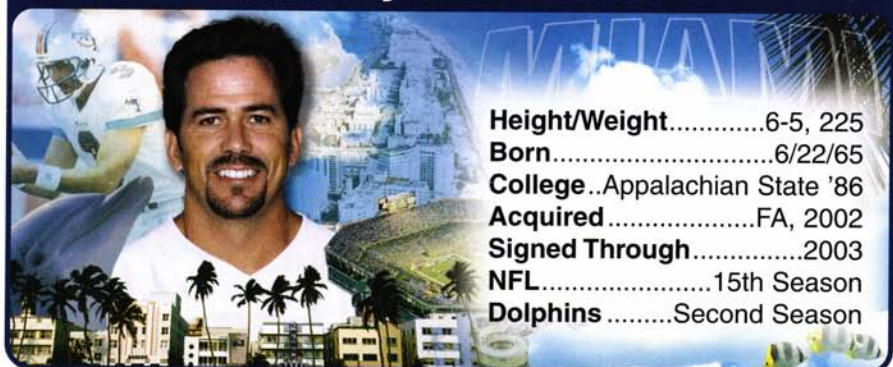
**Rushing:** (Miami): 2 for -9 yards, -4.5 avg., long of -2 in 2002

## DOLPHINS POST 27 ALL-TIME SHUTOUTS

The Miami Dolphins have held an opponent scoreless 27 times (24 times in the regular season and three in the playoffs) in the history of the franchise, including a high of seven shutouts of the Baltimore/Indianapolis Colts. Miami has recorded 18 shutouts at home and nine on the road.

The Dolphins have been held scoreless a total of 14 times (13 regular season, 1 playoff), including twice by the Buffalo Bills, Baltimore/Indianapolis Colts and Kansas City Chiefs. Miami has been shut out four times at home and ten times on the road.

# Mark Royals • 3 • Punter



**Height/Weight**.....6-5, 225  
**Born**.....6/22/65  
**College**..Appalachian State '86  
**Acquired**.....FA, 2002  
**Signed Through**.....2003  
**NFL**.....15th Season  
**Dolphins** .....Second Season

## PRO CAREER

**2002** — Signed a one-year contract with the Dolphins as a free agent on April 15, 2002 after being released by Tampa Bay on March 1 . . . Played in all 16 games, marking the 13th straight year in which he has played every league contest, and extending his streak of consecutive games played to 208 . . . Punted 69 times for 2,772 yards, a 40.2 average . . . Put together a net of 34.5 with 15 punts inside the 20, six touchbacks and a long of 56 . . . Net average ranked eighth in the AFC . . . Six touchbacks were his fewest since 1995 when he also had six . . . That figure also tied for the fifth-fewest among AFC punters in 2002 . . . Also served as the holder on placements . . . Made Dolphins debut in season-opener vs. Detroit (9/8) and amassed a season-best 47.8-yard average on five punts, including a long punt of 56 yards . . . Put together a 47.3-yard average on four punts the following week at Indianapolis (9/15) when he set a season-high with two punts inside the 20 . . . Had two kicks inside the 20 in a game on four subsequent occasions on the year . . . Played in the 200th regular season game of his NFL career in Sunday night game at Denver (10/13) . . . Hit a season-high seven punts, which went for a 43.0-yard norm, vs. Baltimore (11/17) . . .

**CAREER PUNTS:** In his 14-year career, has punted 1,055 times, ninth-most in NFL history . . . He became the 12th player in NFL history to amass 1,000 punts on his first attempt at Kansas City (9/29), which traveled 48 yards . . .

## FINS FACT

Mark has aspirations of getting into the broadcast journalism field following his playing career. During the 2002 offseason, he served as an analyst for several NFL Europe League games on FOX Sports Net.

## MOST PUNTS IN NFL HISTORY

PLAYER	YEARS	TEAM(S)	PUNTS
1. Sean Landeta*	1985-2002	NYG, Rams, T.B., G.B., Phil.	1,268
2. Lee Johnson	1985-2001	Hou. Cleve., Cin., N.E., Minn.	1,212
3. Dave Jennings	1974-87	N.Y. Giants, N.Y. Jets	1,154
4. Rohn Stark	1982-97	Balt., Ind., Pitt., Car.	1,141
5. Jeff Feagles	1988-2001	N.E., Phil., Ariz. Sea.	1,139
6. John James	1972-84	Atl., Detr., Hou.	1,083
7. Jerrel Wilson	1963-78	K.C., N.E.	1,072
8. Brian Hansen	1984-98	N.O., N.E., Cleve., NYJ	1,057
9. MARK ROYALS*	1987-2002	PHIL., CARDS, T.B., PITT., DETR., N.O., MIA.	1,055
10. Ray Guy	1973-86	Raiders	1,049
11. Rich Camarillo	1981-96	N.E., Rams, Phoe., Hou., Oak.	1,027
12. Mike Horan	1984-98	Phil., Den., NYG	1,003

\*Indicates active player in 2002



**2001** – Played in all 16 regular season games, as well as playoff contest for the Bucs . . . Punted 83 times for 3,382 yards (40.7 avg.), including a long of 61 yards . . . Set the club's single-season record with 26 punts inside the 20 . . . Boomed pressure punts at Dallas (9/9) helping the Buccaneers win the field position battle . . . Had four punts for 169 yards (42.3 avg.), including a 45-yarder out of the Buccaneer end zone late in the fourth quarter . . . Had three punts for 128 yards (42.7 avg.) at Minnesota (9/30), bouncing the last one on the four-yard line . . . Had excellent day against Green Bay (10/7) with six punts for 268 yards (44.7 avg.), including two inside-the-20 . . . Had five punts for 220 yards, pinning two punts inside-the-20 against Pittsburgh (10/21) . . . Punted the ball nine times for 372 yards (41.3 avg.), pinning four inside the 20 at Green Bay (11/4) . . . Had seven punts for 319 yards (45.6 avg.) at Detroit (11/11), pinning two inside the 20, including a season-long 61-yarder . . . Broke Frank Garcia's team record for career punts as a Buccaneer with his 378th punt at St. Louis (11/26) . . . Punted five times for 223 yards (44.6 avg.), with a long of 55 . . . Punted three times at Cincinnati (12/2), pinning two inside the 20-yard line, including a 31-yard punt in overtime that was downed on the four-yard line . . . Had excellent night against Baltimore (12/29), pinning four of seven punts inside the 20-yard line . . . Punted the ball five times for 208 yards in First-Round Playoff game at Philadelphia (1/12/02) . . . Finished his Tampa Bay career with 414 punts, the most in club history.

**2000** – Played in all 16 regular season games as well as playoff contest . . . Punted 85 times for 3,551 yards (41.8 avg.), including a long of 63 yards . . . Averaged 40.3 yards on 10 punts in a win over the Patriots (9/3) . . . Constantly drove the Jets back by averaging 49.9 yards on seven punts (9/24) . . . Totaled nine punts for a 45.9 average at Washington (10/1) . . . Put the Lions (10/19) inside their 20 on two of his three boots and averaged 45 yards per kick . . . In a win over Minnesota (10/29), did not attempt a punt for the first time in his career . . . Threw a dart to Damien Robinson for a 36-yard gain on a fake punt at Atlanta (11/5) and averaged 48.3 yards on four kicks . . . Nailed seven kicks against Buffalo (11/26) and pinned the Bills inside their own 20 three times . . . Booted a season long 63-yarder in a win over Dallas (12/3) . . . Averaged a solid 36.7 yards in a driving rain at Miami (12/10) which included a 53-yard kick that put the Dolphins in their own territory with less than two minutes to play . . . Had a season-high 11 punt attempts in the regular season finale at Green Bay (12/24) . . . Punted six times for 243 yards (40.5 average) against Philadelphia (12/31) in First-Round Playoff game, including a 56-yard rocket.

**1999** – Signed with Tampa Bay on August 4, 1999 after being released by New Orleans on June 29 . . . Played in all 16 regular season games in his first season of his second stint with the Bucs . . . Finished third in the NFC with a club-record gross average of 43.13 yards per kick . . . Broke Tommy Barnhardt's record of 43.07 (1996) . . . Ranked second in the conference with a net average of 37.4 . . . Net average fell just short of Barnhardt's club record of 37.8 (1996) . . . Pinned 23 punts inside the 20, falling one shy of Dan Stryzinski's single-season franchise record of 24 (1993) . . . Averaged 46 yards on eight punts in season-opening loss to Giants (9/12) . . . Placed two punts inside the 20 and averaged 41.4 yards on five boots in win at Philadelphia (9/19) . . . Punted six times for a 45-yard average and pinned two punts inside the 20 against Denver (9/26) . . . Averaged 41 yards on five punts with two inside the 20 at Minnesota (10/3) . . . Averaged 43.8 yards on six punts with two inside the 20 vs. Kansas City (11/14) . . . Punted five times for a 43.2-yard average in win over Atlanta (11/21) . . . Punted a season-high nine times for a 39.9-yard average in 16-3 victory at Seattle (11/28) . . . Placed two punts inside the 20 and averaged 44.8 yards on four kicks in Monday night win over Vikings (12/6) . . . Pinned two punts inside the 20 and completed a 17-yard pass to Damien Robinson on a fake punt, setting up a field goal . . . Averaged 43.2 yards on six punts in swirling winds at Chicago (1/2/00) . . . Nailed a season-long 66-yarder in the second quarter . . . Set a club playoff mark with 10 punts in Divisional win over Washington (1/15/00) . . . Placed three punts inside the 20 and averaged 41.8 yards per kick . . . Averaged 40.4 yards on five punts in NFC Championship Game at St. Louis (1/23/00) . . . Pinned the Rams inside the 20 on three occasions.

**1998** – Led the NFC in gross average (third in the NFL) with a 45.6-yard average on 88 punts for the Saints . . . In the process, set a Saints record by leading the NFC in gross average two consecutive seasons . . . Pinned 26 punts inside the 20 with 10 touchbacks . . . Recorded a career-high net average of 36.0 yards . . . Averaged a season-best 53.1 yards on seven punts in win at Indianapolis (9/27) . . . Averaged 48.8 yards on eight punts against San Francisco (10/11) . . . Named NFC Special Teams Player of the Week after New Orleans' 9-3 win over the Bucs (10/25), as he booted five kicks inside the 20, including three in the fourth quarter . . . Hit seven punts for a 49.6-yard average and made two special teams tackles at Miami (11/29).

**1997** – Signed with New Orleans as an unrestricted free agent from Detroit on April 25, 1997 . . . Averaged a career and franchise-best 45.9 yards per punt . . . Placed 21 punts inside the 20 and had 13 touchbacks . . . Registered a net average of 34.9 yards . . . Posted a season-best net average of 44 yards on two punts against Detroit (9/21) . . . Punted eight times for a 47.9-yard average vs. San Francisco (10/26) . . . Named NFC Special Teams Player of the Week vs. Arizona (12/14), after booting six punts for a 57.0-yard average.

**1996** – Posted a 43.8-yard average for Detroit . . . Pinned 11 punts inside the 20 . . . Played in 100th regular season game of his NFL career vs. Tampa Bay (9/8) . . . Averaged a season-high 49.8 yards against the N.Y. Giants (10/27).

**1995** – Signed with Detroit as an unrestricted free agent from Pittsburgh on April 26, 1995 . . . Averaged 42.0 yards per kick for the Lions . . . Nailed a career-best 69-yarder at Minnesota (9/10) . . . Also dropped three punts inside the 20 against the Vikings . . . Averaged 54 yards on two punts at Washington (10/22) . . . Hit six punts for a 48.8 yard average at Atlanta (11/5).

**1994** – Hit a career-high 97 punts for a 39.7-yard average in his final season with the Steelers . . . Paced the league with 35 punts inside the 20 . . . Pinned four of nine punts inside the 20 against Cincinnati (10/16) . . . Tied a career-best with 11 punts vs. Houston (11/6), with a career-high eight inside the 20 . . . Averaged 44.4 yards with a long of 55 in the AFC Championship Game against San Diego (1/15) . . . Concluded his three-year Steelers stint with 259 punts, currently fifth-most in team history . . . 41.5-yard average is fifth all-time.

**1993** – Averaged 42.5 yards on 89 kicks for Pittsburgh . . . Led the AFC with just three touchbacks . . . Also led the conference with 28 punts inside the 20 . . . Had 22 punts of 50 or more yards . . . Earned AFC Special Teams Player of the Week honors vs. Buffalo (11/15), booting a 58-yarder and dropping three inside the 20 . . . Set a career-high with 11 punts against New England (12/5).

**1992** – Signed with the Steelers as a Plan B free agent on March 15, 1992 . . . Finished fifth in the AFC with a 42.7-yard average in his first season with Pittsburgh . . . Dropped two of three punts inside the 20 in a playoff loss to Bills (1/9/93).

**1991** – Averaged 40.3 yards on 84 punts for Tampa Bay . . . Set a then-club record with 22 punts inside the 20 . . . Booted six punts for a season-best 46.8-yard average at New Orleans (10/20).

**1990** – Beat out incumbent Chris Mohr to win punting honors in training camp for the Bucs . . . Averaged 40.3 yards on 72 punts . . . Had 16 of his punts fair caught . . . Earned all-rookie honors from Football Digest . . . Twice named Bucs' special teams player of the game.

**1988-89** – Was released by Phoenix on July 27, 1988 . . . Went to training camp with the Dolphins in 1989, was waived on August 28, after incumbent Reggie Roby claimed the punting duties . . . In preseason with Miami that year, punted five times for a 34.4-yard average with a long of 41.

**1987** – Punted in one game each for Cardinals and Eagles as a replacement player . . . Had six punts for 222 yards (two inside the 20) for St. Louis at Washington (10/4) . . . Put together a 41.8-yard average on five punts for Philadelphia at Green Bay (10/18).

**1986** – Signed by Dallas as an undrafted rookie free agent . . . Was waived on August 8.

## COLLEGE

Lettered three years at Appalachian State (1983-85) . . . Left with six school records: single-game yards (512), single-season yards (3,529), career yards (9,670), single-game punts (13), single-season punts (85) and career punts (231) . . . Averaged 42.0 yards over three seasons . . . Earned All-Southern Conference honors in 1983 and honorable mention All-America honors in 1984 . . . Transferred to ASU from Chowan (N.C.) Junior College . . . Earned a degree in political science.



## PERSONAL

Married to Kimberly, couple has a daughter, Brooke . . . Lettered in football and baseball at Mathews (Va.) High School . . . Has been very active in community events . . . Has participated in many events benefiting the Boys & Girls Club . . . While in Tampa, hosted students from several middle schools at every home game through the "Royals' Rookies" reading program . . . Adopted a local family through Big Brothers/Big Sisters during Christmas of 2000, personally delivering gifts he purchased . . . Serves as spokesperson for Abilities of Florida's annual golf tournament . . . Worked with All Children's Hospital to help babies who are born with cleft palates and other disabilities . . . Spoke at the graduation for the D.A.R.E. (Drug Abuse Resistance Education) program . . . Did a public service announcement for Budweiser's Tow-to-Go program, which promotes responsible driving . . . Has had a good deal of broadcast experience . . . During his tenure in Tampa, served as the co-host for Sunshine Network's broadcast of "Bucs on the Beach" . . . Was a weekly guest on a local television sports show . . . Also co-hosted a weekly radio show in Tampa . . . Full name is Mark Alan Royals, born June 22, 1965, in Hampton, Virginia.

### MARK ROYALS' NFL REGULAR SEASON STATISTICS

YEAR	TEAM	G	NO.	YDS.	AVG.	NET	TB	IN20	LG	BLK
1987	Phil./St. Louis	2	11	431	39.2	22.3	1	3	48	0
1990	Tampa Bay	16	72	2902	40.3	34.0	5	8	62	0
1991	Tampa Bay	16	84	3389	40.3	32.3	6	22	56	0
1992	Pittsburgh	16	73	3119	42.7	35.6	9	22	58	1
1993	Pittsburgh	16	89	3781	42.5	34.2	3	28	61	0
1994	Pittsburgh	16	97	3849	39.7	35.7	6	35	64	0
1995	Detroit	16	57	2393	42.0	31.0	6	15	69	2
1996	Detroit	16	69	3020	43.8	33.4	8	11	60	1
1997	New Orleans	16	88	4038	45.9	34.8	13	21	66	0
1998	New Orleans	16	88	4017	45.6	36.0	10	26	64	0
1999	Tampa Bay	16	90	3882	43.1	37.4	8	23	66	0
2000	Tampa Bay	16	85	3551	41.8	35.1	8	17	63	0
2001	Tampa Bay	16	83	3382	40.7	34.2	8	26	61	0
2002	Miami	16	69	2772	40.2	34.5	6	15	56	0
<b>14-YEAR TOTALS</b>		<b>210</b>	<b>1055</b>	<b>44526</b>	<b>42.2</b>	<b>34.5</b>	<b>97</b>	<b>272</b>	<b>69</b>	<b>4</b>
<b>MIAMI TOTALS</b>		<b>16</b>	<b>69</b>	<b>2772</b>	<b>40.2</b>	<b>34.5</b>	<b>6</b>	<b>15</b>	<b>56</b>	<b>0</b>

### MARK ROYALS' NFL PLAYOFF STATISTICS

YEAR	TEAM	G	NO.	YDS.	AVG.	NET	TB	IN20	LG	BLK
1992	Pittsburgh	1	3	112	37.3	30.7	1	2	44	0
1993	Pittsburgh	1	6	268	44.7	35.3	1	1	51	0
1994	Pittsburgh	2	10	413	41.3	29.1	4	2	55	0
1995	Detroit	1	5	187	37.4	34.8	0	1	48	0
1999	Tampa Bay	2	15	620	41.3	36.4	1	6	53	0
2000	Tampa Bay	1	6	243	40.5	34.2	0	0	56	0
2001	Tampa Bay	1	5	208	41.6	39.6	0	0	48	0
<b>PLAYOFF TOTALS</b>		<b>9</b>	<b>50</b>	<b>2051</b>	<b>41.0</b>	<b>33.7</b>	<b>7</b>	<b>12</b>	<b>56</b>	<b>0</b>

### ADDITIONAL STATS

**Passing:** 1 of 1 for 44 yards in 1992; 1 of 1 for minus-8 yards in 1996; 1 of 2 for 17 yards in 1999; 1 of 1 for 36 yards in 2000; 1 of 1 for 5 yards in 2001 for total of 5 of 6 for 94 yards, long of 44.  
**Rushing:** 1 for minus-13 yards in 1994; 1 for minus-7 yards in 1995 for total of 2 for minus-20 yards.

### SINGLE-GAME HIGHS

**Most Punts:** 11 vs. New England, 12/5/93  
 11 at Houston, 11/6/94  
 11 at Green Bay, 12/24/00

**Most Punt Yards:**

10 vs. Tampa Bay, 9/8/96  
 \*10 vs. Washington, 1/15/00  
 434 at Green Bay, 12/24/00  
 432 at Houston, 11/6/94

**Highest Average (min. 4 punts):**

421 vs. Tampa Bay, 9/8/96  
 57.0 vs. Arizona, 12/14/97  
 53.1 at Indianapolis, 9/27/98  
 50.4 at Arizona, 12/20/98

**Longest Punts:**


69 at Minnesota, 9/10/95  
 66 vs. Arizona, 12/14/97  
 66 at Chicago, 1/2/00

**Most Inside-the-20:**

8 vs. Houston, 11/16/94  
 5 vs. Tampa Bay, 10/25/98  
 4 at Oakland, 11/9/97  
 4 vs. Cincinnati, 10/16/94  
 4 at Green Bay, 11/4/01  
 4 vs. Baltimore, 12/29/01

\* Playoff game

## Tim Ruddy • 61 • Center



**Height/Weight**.....6-3, 295  
**Born**.....4/27/72  
**College**.....Notre Dame '94  
**Acquired**.....D2b, 1994  
**Signed Through**.....2004  
**NFL**.....Tenth Season  
**Dolphins** .....Tenth Season

### PRO CAREER

**2002** – Along with QB Jay Fiedler, served as a co-captain on offense . . . Started all 16 games at center . . . Took part in every offensive snap in 12 of 16 contests . . . Missed just 14 plays over the course of the year . . . Part of a line that paved the way for a running game that was first in the AFC and second in the NFL, averaging 156.4 yards a contest . . . The 2,502 yards rushing compiled by the Dolphins was the third-highest total in franchise history and the most since 1973 when they amassed 2,521 yards . . . In addition, they led the way for running back Ricky Williams, who led the NFL with a Dolphins single-season record 1,853 yards rushing . . . The unit also allowed just 25 quarterback sacks on the year, fourth in the AFC and seventh in the NFL . . . Was awarded games ball on offense for his performances in wins vs. N.Y. Jets (9/22) and vs. San Diego (11/24) . . . Has started 126 of a possible 128 league games over the last eight seasons (1995-02) . . . In fact, has played in 142 regular season games in his career, having missed just two contests (1 each in 1997 and 2001) . . . With eight more games played, would become the 12th player in Dolphins history to have appeared in 150 regular season games with the club, and the fifth offensive lineman.

**2001** – Started all 15 games in which he played at center . . . Was inactive for one game . . . Participated in every offensive snap in 15 regular season contests and First-Round Playoff

### F I N S F A C T

Off the field, Tim works as a financial consultant, and handles investments for several of his teammates.





game vs. Baltimore (1/13/02) . . . Was inactive at Buffalo (11/25) with a right knee sprain, snapping a string of 67 straight games in which he had started and played . . . Prior to the Bills contest, the last time Ruddy was forced to sit out was on October 12, 1997 when he missed a game at N.Y. Jets because of a left knee injury . . . Part of an offensive line that allowed just 27 sacks, tied for second-fewest in the AFC and fifth in the NFL.

**2000** – Signed a five-year contract on February 24, 2000 . . . Started all 16 regular season games and both playoff contests at center in 2000 . . . Had, perhaps, the finest season of his NFL career in 2000 as he was named to his first Pro Bowl . . . Was an integral part of a running game which amassed 1,894 yards, the highest total by a Dolphins team since 1984 . . . Led the way for RB Lamar Smith, who rushed for 1,139 yards, the second-highest single-season total ever by a Dolphin . . . Also part of a line that allowed only 28 sacks, tied for the fifth-fewest in the NFL in 2000 . . . Earned offensive game balls for his performances in wins vs. Baltimore (9/17) and at Cincinnati (10/1) . . . The Bengals game also marked the 100th regular season contest of his NFL career . . . Started both playoff games at center . . . Part of a line that helped to pave the way for a rushing game which accumulated 258 yards and a 5.4-yard average in First-Round victory over Indianapolis (12/30) . . . This included a 209-yard performance by Smith, the second-highest total in NFL playoff history . . . Underwent surgery following the season, on February 12, 2001 . . . Had surgery to repair damage to the glenoid labrum in his left shoulder . . . The surgery was performed by Dr. John Uribe at HealthSouth Doctors' Hospital in Coral Gables . . .

**PRO BOWL:** Was named to the first Pro Bowl of his NFL career, as he replaced an injured Tom Nalen (Broncos) . . . Joined six other Dolphins in the Pro Bowl, marking Miami's most representatives in the game since they had seven following the 1984 season . . . Ruddy was the first Dolphins offensive lineman since tackle Richmond Webb in 1996 to be named to the Pro Bowl roster . . . Became the third center in Dolphins history to earn the honor, joining Hall of Famers Jim Langer and Dwight Stephenson, and the first since Stephenson was selected following the 1987 season.

**1999** – Started all 16 regular season games and both playoff contests at center . . . Was the only Dolphins offensive lineman to open all 16 regular season contests . . . Was awarded offensive game balls for his performances in wins over Denver (9/13) and at Indianapolis (10/10) . . . Started both playoff games following the 1999 season at center.

**1998** – Started all 16 regular season games and both playoff contests at center . . . Did not miss an offensive snap during the regular season . . . Was awarded offensive game balls for his performances in wins vs. St. Louis (10/18), vs. Indianapolis (11/8) and vs. New Orleans (11/29) . . . Started both playoff games following the 1998 season at center . . . Had his only NFL reception, regular season or postseason, when he caught a Dan Marino deflected pass for an eight-yard gain in Miami's First-Round Playoff win vs. Buffalo (1/2/99).

**1997** – Started all 15 regular season games in which he played at center . . . Dressed but did not play at N.Y. Jets (10/12) due to a left knee injury . . . That snapped a streak of 37 straight starts dating back to the 1995 season opener . . . It also marked the first and one of only two games he has missed in his NFL career . . . Had opened each of the first five contests of the year prior to the Jets game . . . Came back and started each of the final ten regular season contests . . . Was credited with two miscellaneous tackles on the year . . . Started First-Round Playoff game at New England (12/28).

**1996** – Started at center for all 16 games . . . Was one of three Dolphins offensive linemen to open every contest . . . Credited with one miscellaneous tackle . . . Underwent dual surgery on December 23, 1996, at HealthSouth Larkin Hospital in Miami . . . Had a screw inserted to repair a navicular fracture of his right wrist, and left fifth finger extensor tendon repaired . . . Both surgeries were performed by Dr. Anne Ouellete, a hand specialist.

**1995** – Started all 16 regular season games and one playoff contest . . . Had three miscellaneous tackles . . . Made first NFL start in season opener against N.Y. Jets (9/3) . . . Joined teammate Richmond Webb as Miami's only two offensive players to play every offensive snap over the course of season.

**1994** – Played in all 16 regular season games and both playoff contests as a rookie . . . Saw action mainly on special teams . . . Made NFL debut in reserve role against New England (9/4) . . . Second-round draft choice (65th overall) of Miami in 1994.

## COLLEGE

Four-year letterman (1990-93) and two-year starter at Notre Dame . . . Saw action at both center and guard in college . . . Started every game at center as a senior . . . Named second-team All-America and first-team All-Independent by The Football News and Associated Press . . . Selected as offensive team tri-captain . . . Earned GTE/CoSIDA National Academic All-America and Student Athlete of the Year accolades . . . Helped offense rank sixth in nation in rushing with 260.7 yards per game average . . . Selected as GTE/CoSIDA National Academic All-America as a junior . . . Recipient of Student/Athlete award from Notre Dame club of St. Joseph Valley . . . Twice selected Delta Airlines-Mobil Cotton Bowl Scholar Athlete . . . Helped team rank third in the nation in total offense (470.4 per game) and rushing (280.9 per game) . . . Saw reserve action at center and guard as a sophomore . . . Received State Farm/Mutual Broadcasting Student Athlete of Year award . . . Posted a perfect 4.0 grade point average as both a junior and a senior . . . Graduated with 3.86 grade point average . . . Holds B.S. in mechanical engineering . . . Earned post-graduate scholarships from NCAA and National Football Foundation.

## PERSONAL

Married to Kim, couple resides in Plantation, Fla., with son, Braden (6/29/96) and daughter Kailyn (9/12/98) . . . Attended Dunmore (Pa.) High School . . . Named honorable mention All-America by Sporting News as a senior . . . Selected as 15th best prospect in the nation by Atlanta Journal-Constitution . . . Earned two letters as two-way tackle, deep snapper and kicker . . . Lettered three times in track, performing in the discus and shot put . . . Was the state champion in the shot put as a senior . . . Graduated high school with perfect 4.0 grade point average . . . Has participated in various fund-raising events throughout his career . . . Has assisted in building houses for Habitat for Humanity . . . Works as a financial consultant during the offseason . . . Enjoys hunting and fishing . . . Full name is Timothy Daniel Ruddy, born April 27, 1972, in Scranton, Pa.

### TIM RUDDY'S NFL REGULAR SEASON STATISTICS

**GAMES/STARTS:** 1994: 16/0, 1995: 16/16, 1996: 16/16, 1997: 15/15, 1998: 16/16, 1999: 16/16, 2000: 16/16, 2001: 15/15, 2002: 16/16      **9-YEAR TOTALS: 142/126**

### TIM RUDDY'S NFL PLAYOFF STATISTICS

**GAMES/STARTS:** 1994: 2/0, 1995: 1/1, 1997: 1/1, 1998: 2/2, 1999: 2/2, 2000: 2/2, 2001: 1/1  
**PLAYOFF TOTALS: 11/9**

### ADDITIONAL STATS

**Receiving:** (P-1 for 8 yards)


**Miscellaneous Tackles:** 3 in 1995, 1 in 1996, 2 in 1997, 1 in 1999, 1 in 2001, 1 in 2002 for total of 9

## 6-0 AT HOME AGAINST SUPER BOWL CHAMPS

Since 1970, the Dolphins own a 6-0 record in regular season home games against that year's eventual Super Bowl champion. Miami has defeated the 1970 Baltimore Colts (34-17), the 1985 Chicago Bears (38-24), the 1987 Washington Redskins (23-21), the 1998 Denver Broncos (31-21), the 2000 Baltimore Ravens (19-6) and the 2001 New England Patriots (30-10).



## Junior Seau • 55 • Linebacker



Height/Weight.....6-3, 250  
 Born.....1/19/69  
 College .....USC '90  
 Acquired.....T (S.D.), 2003  
 Signed Through.....2006  
 NFL.....14th Season  
 Dolphins .....First Season

### PRO CAREER

**2002** – Was acquired by the Dolphins from San Diego on April 16, 2003 in exchange for a conditional draft choice in 2004 . . . Started all 13 games at weakside linebacker . . . Was inactive for three contests with an ankle injury . . .

Finished the year with 84 tackles, 1.5 sacks, one interception, seven passes defended and one forced fumble . . . Was selected to 2002 AFC Pro Bowl squad for the 12th time in his career in his final season with the Chargers. . . Did not play in the game, however, due to ankle surgery . . . Was chosen by teammates as the recipient of the Emil Karas Award as the team's Most Inspirational Player . . . Had best overall game of the year in the season's second week when he posted seven tackles, an interception, a sack and two passes defended vs. Houston (9/15) . . . Topped team's tackle chart with nine stops at Arizona (9/22) . . . Tied for team-lead with nine stops vs. New England (9/29) . . . Was named AFC Co-Defensive Player of Month for September . . . Finished the month with 26 tackles, an interception, one sack and four passes defended . . . Was inactive for games vs. Denver (10/6) and at Oakland (10/20) with an ankle injury . . . Established a season-high with ten tackles against San Francisco (11/17) . . . Led team with 10 total tackles and had a half-sack at Buffalo (12/15) . . . Was inactive for season finale vs. Seattle (12/29) due to continuing ankle injury . . .

**PRO BOWLS:** Has been selected to the Pro Bowl on 12 occasions, including each of the last 12 years (1991-2002) . . . Did not play in last year's game, however, because of an ankle injury . . . His 12 consecutive Pro Bowls are tied with Randall McDaniel for the third-longest such streak by an NFL player since 1970:

### FINS FACT

As a testament to the success he has achieved in his efforts off the field, Junior was named the 1994 True Value NFL Man of the Year.



### MOST CONSECUTIVE YEARS VOTED TO THE PRO BOWL SINCE 1970

PLAYER	TEAM(S)	NO.	YEARS*
1. Bruce Matthews	Hous., Tenn.	14	1989-02
2. Reggie White	Phil., G.B.	13	1987-99
3. JUNIOR SEAU	SAN DIEGO	12	1992-03
Randall McDaniel	Minn., T.B.	12	1990-01

\* Indicates year game was played

In addition, his 11 games played is tied for the second-most in the Pro Bowl since 1970:

## MOST APPEARANCES IN THE PRO BOWL SINCE 1970

PLAYER	TEAM(S)	NO.	YEARS*
1. Randall McDaniel	Minn., T.B.	12	1990-01
2. JUNIOR SEAU	SAN DIEGO	11	1992-02
Reggie White	Phil., G.B.	11	1987-93, 1994, 1996-97, 1999
Rod Woodson	Pitt., Balt., Oak.	11	1990-95, 1997, 2000-03
5. Lawrence Taylor	N.Y. Giants	10	1982-91
Ronnie Lott	S.F., Raiders	10	1982-85, 1987-92
Mike Singletary	Chicago	10	1984-93
Jerry Rice	S.F., Oak.	10	1987-88, 1990-94, 1996, 1999, 2003
Bruce Matthews	Hou., Tenn.	10	1989-95, 1997, 2000, 2002

\* Indicates year game was played

**2001** – Started all 16 games at weakside linebacker . . . Was the team's second-leading tackler with 96 stops . . . Added a sack, an interception, six passes defended and two forced fumbles . . . Was voted to a Chargers team-record 11th consecutive Pro Bowl . . . Was named Chargers' Most Valuable Player for fifth straight season . . . Accounted for only interception of the year vs. Cincinnati (9/30) . . . Lone sack of the year came vs. Buffalo (10/28) . . . Led club with 11 tackles vs. Arizona (11/25) in the 182nd game of his career, as he moved past Dan Fouts into second on the team's career list for games played . . . Tied for team-lead with seven tackles in season finale vs. Seattle (12/30).

**2000** – Opened all 16 contests at weakside linebacker . . . Ranked second on the team in tackles (122), passes defended (11) and interceptions (two) . . . Was sixth on the team with 3.5 sacks . . . 11 passes defended tied a career-high that he first set in 1993 . . . Earned his 10th consecutive Pro Bowl selection . . . Also was named the team's Most Valuable Player . . . Was selected as an Associated Press All-Pro and was chosen as the NFL Alumni Association's Linebacker of Year . . . Was named to NFL's All-Decade Team for 1990s and Chargers 40th Anniversary All-Time Team . . . Collected 15 tackles vs. New Orleans (9/10) . . . Racked up a season-high 16 tackles at Baltimore (12/10).

**1999** – Started all 14 games in which he played at an inside linebacker spot . . . Was inactive for two games . . . Led team with 99 tackles, marking the eighth time in his career and the eighth time in the last nine seasons that he held this spot . . . Also had 3.5 sacks, an interception, nine passes defended, a fumble recovery and a forced fumble . . . Also saw action on offense at H-Back in short-yardage and goal-line situations, catching two passes for eight yards . . . Earned his ninth-consecutive Pro Bowl bid . . . Was recognized as the team's most valuable player for the third straight year . . . Captured Defensive Player of Year (David Griggs Memorial Award) honors for second year in a row . . . Garnered second team All-Pro honors from Associated Press and College & Pro Football Newsweekly . . . Led team in tackles in seven games and was tied for team lead on one other occasion . . . Recorded double-digit tackle totals in four contests . . . Opened season at Cincinnati (9/13) by recording four tackles and forcing a fumble on a sack, which Gerald Dixon scooped up and returned 27-yards for touchdown . . . Set season highs with 12 tackles and two sacks in 20-10 win at Detroit (10/10) . . . His sack total in that game tied a career-high that he had attained on three previous occasions . . . Tied season high with 12 tackles at Oakland (11/14) . . . Helped seal the Chargers' 23-20 victory over Raiders (12/26) with team-high seven tackles, an interception and a sack . . . Caught first-career NFL pass, good for two yards from Jim Harbaugh, vs. Chicago (11/21) . . . Also caught a six-yard pass from Harbaugh the following week at Minnesota (11/28) . . . Was inactive for games vs. Cleveland (12/5) and finale at Denver (1/2/00).

**1998** – Started all 16 games at an inside linebacker spot . . . Led the team with 115 tackles, representing the seventh year in a row that he led the team in tackles . . . Also had 3.5 sacks, one forced fumble, two fumble recoveries and seven passes defended . . . Named to his eighth-consecutive Pro Bowl . . . Voted by his teammates as Chargers' Most Valuable Player and Defensive Player of Year . . . National honors included All-Pro first team by Associated Press, Pro Football Weekly and The Sporting News . . . Also was named AFC Defensive Player of the Year by the Touchdown Club of Columbus (Ohio) and the Committee of 101 in Kansas City, Missouri . . . Led the Chargers in tackles in five games and tied for team lead three times . . . Tallied a season and team-high 12 tackles vs. N.Y. Giants (9/27) . . . Also led Chargers with



10 tackles in 13-10 win over Philadelphia (10/18) . . . Concluded the season with a team-high 10 tackles at Arizona (12/27).

**1997** – Started all 15 games in which he played at an inside linebacker spot . . . Was second on the club with 97 tackles . . . Tied a personal-high with seven sacks, a figure he first achieved the previous year . . . Also tied for team lead with two interceptions and added two fumble recoveries, a forced fumble and six passes defended . . . Was named to his seventh consecutive Pro Bowl . . . Was voted by his teammates as the team's Most Valuable Player and Most Inspirational Player . . . Led team in tackles three times . . . Recorded 10 or more tackles in three games . . . Missed season-opener at New England (8/31) while recovering from arthroscopic knee surgery that he underwent on August 4 . . . Returned to the lineup at New Orleans (9/7) and led the club with 11 tackles, including a sack . . . Came up with his first interception of season the following week vs. Carolina (9/14) . . . Despite playing with broken big toe on his left foot, led team with nine tackles, to go along with his fourth sack of year and one forced fumble, as the Chargers held Raiders to 13 yards rushing in San Diego's 25-10 win at Oakland (10/5) . . . The 13 yards rushing allowed was the second-best defensive performance in team history . . . Turned in 10-tackle performance vs. Oakland (11/16) . . . Led team with a season-high 13 tackles, in addition to his seventh sack of season, at San Francisco (11/23).

**1996** – Opened all 15 games in which he played at an inside linebacker spot . . . Led team in both tackles (138) and sacks (7) . . . Also collected two interceptions, three fumble recoveries, a forced fumble and seven passes defended . . . Was named to sixth-consecutive Pro Bowl . . . Was voted a defensive captain by his teammates . . . Earned All-Pro honors from the Associated Press, The Sporting News and Football Digest . . . Garnered All-AFC honors from Football News and United Press International . . . Led team in tackles in eight games . . . Posted double-digit tackle totals in seven contests . . . Was named AFC Defensive Player of Week after recording a team-high 12 tackles, two interceptions that both led to touchdowns, one sack and two passes defended in the Chargers' 22-19 win over Kansas City (9/29) . . . Both interceptions in the game came off Steve Bono passes . . . Was inactive at Seattle (10/27) . . . Also was named AFC Defensive Player of Week when he posted five tackles, a pair of sacks, a pass defended and one forced fumble in a 26-19 win at Indianapolis (11/3) . . . Produced a season-high 15 tackles vs. Tampa Bay (11/17) . . . Notched 14 tackles in three-consecutive games, including vs. New England (12/1), at Pittsburgh (12/8) and at Chicago (12/14).

**1995** – Started all 16 regular season games at an inside linebacker spot . . . Topped team's tackle chart with 129 stops . . . Also compiled two sacks, a pair of interceptions, three fumble recoveries, a forced fumble and eight passes defended . . . Was voted to fifth consecutive Pro Bowl . . . Earned All-Pro honors from the Associated Press, Football Digest, The Sporting News and USA Today . . . Led team in tackles in seven of 17 games played, including playoffs . . . Registered 10 or more tackles in six games. . . Led Chargers with 12 tackles (all solo) and scored his first career touchdown on 29-yard fumble return in Chargers' 27-17 win at Philadelphia (9/17) . . . Led team for second consecutive week with 11 tackles in a 17-6 victory over Denver (9/24) . . . With San Diego needing a win in season finale at N.Y. Giants (12/23) to secure playoff berth, came up with his biggest game of season by leading team with season-high 13 tackles . . . Late in game, pressured Giants quarterback Dave Brown into throwing a pass that Shaun Gayle intercepted and returned 99 yards for a touchdown in 27-17 win . . . Led Chargers with 11 tackles and recorded first career postseason interception in Divisional Playoff game vs. Indianapolis (12/31) when he picked off a Jim Harbaugh pass.

**1994** – Started all 16 games and registered a career-high 155 tackles . . . Finished with 5.5 sacks, three fumble recoveries, a forced fumble and three passes defended . . . Was named to his fourth consecutive Pro Bowl . . . Had eight regular-season games and two postseason contests with 10 or more tackles . . . Led team in tackles in 14 of San Diego's 19 games . . . Won numerous postseason awards as well, including the True Value Hardware NFL Man of Year and NFL's Linebacker of Year by National Football League Players Association for second straight season . . . Also was a first-team All-Pro selection by Associated Press, College & Pro Football Newsweekly, Football Digest, Pro Football Weekly/Pro Football Writers of America and Sporting News . . . Earned first team All-AFC honors from Football News and United Press International . . . Played the second half of the regular season and all of the postseason with extremely painful pinched nerve in neck . . . Opened the season with a tremendous game, as he tallied 14 tackles and hauling in game-ending loose ball, which

slipped out of John Elway's hand, to preserve the Chargers a 37-34 come-from-behind win at Denver (9/4) . . . Notched 10 tackles, a sack and pressured Seahawks quarterback Rick Mirer into throwing an interception which was returned by Stanley Richard for touchdown, in the Chargers' 24-10 win at Seattle (9/18) . . . Established a career-high with two sacks at L.A. Raiders (9/25) . . . Set a career high with 19 tackles, including a sack, vs. Denver (10/23) . . . Sustained a pinched nerve at New England (11/20) and played the rest of the season with the injury . . . Started all three playoff games and compiled 31 tackles, a sack and two passes defended. . . . Turned in an outstanding effort in AFC Championship Game at Pittsburgh (1/15/95) as he collected 16 tackles in San Diego's 17-13 win as Chargers held Steelers to 66 net rushing yards . . . Registered 11 tackles and a sack in Super Bowl XXIX vs. San Francisco (1/29/95) at Pro Player Stadium.

**1993** — Started all 16 games . . . Led team with 129 tackles, including 19 stops behind line of scrimmage, also a team-best . . . Was third on the squad with 11 passes defended . . . Added a pair of interceptions, a fumble recovery and a forced fumble . . . Made his third consecutive trip to Pro Bowl and was selected as the team's co-Most Valuable Player . . . Also was chosen as the NFL Player Association's Linebacker of Year . . . Was named to All-Pro teams by Associated Press, Football Digest, Pro Football Writers Association, The Sporting News, College & Pro Football Newsweekly and Sports Illustrated . . . Was selected to All-AFC team by United Press International and Football News . . . Was the Chargers' Edge Man of Year recipient . . . Led team in tackles in 11 of 16 games on the season . . . Earned AFC Defensive Player of Week for his performance vs. Houston (9/19) when he posted a team-high seven tackles, two passes defended and two interceptions . . . Both interceptions led to scores . . . Made a season-high 13 tackles vs. L.A. Raiders (11/21) and vs. Green Bay (12/12).

**1992** — Started all 15 games in which he played . . . Leader of a defense that ranked second in the AFC and fourth in the NFL, allowing an average of only 264.2 yards per game, including only 87.2 on the ground . . . Topped team's tackle chart with 108 stops . . . Added 4.5 sacks, two interceptions, 10 passes defended, one forced fumble and one fumble recovery . . . Was voted to start in his second straight Pro Bowl . . . Was voted NFL Defensive Player of Year by Football Digest, Football News and Newspaper Enterprise Association . . . Was selected as the AFC Defensive Player of Year by United Press International . . . Earned All-Pro recognition from Associated Press, Football Digest, The Sporting News and Pro Football Weekly . . . Led Chargers in tackles in eight regular-season games and one postseason contest . . . Notched first NFL interception in season opener vs. Kansas City (9/6) as he picked off a Dave Krieg pass . . . Also had 1.5 sacks in the contest . . . Missed game at Indianapolis (10/18) with a groin injury . . . Recorded a season-high 11 tackles vs. Tampa Bay (11/22) . . . Snared second interception of the season at L.A. Raiders (12/20) . . . Recorded 26 tackles in two playoff contests, including Divisional contest at Miami (1/10/93) when he set a career-high with 19 total stops.

**1991** — Started all 16 games . . . Became Chargers' top defensive playmaker, as he recorded a team-high 129 tackles, while finishing second on squad with seven sacks . . . Also defended two passes . . . Was voted to his first career Pro Bowl . . . Was the team's leading tackler for nine games . . . Had five contests in which he hit double figures in tackles, including a season-high 13 stops vs. L.A. Rams (10/13).

**1990** — Started 15 of the 16 games in which he played as a rookie . . . Was the team's second-leading tackler with 85 total stops . . . Also had a sack and a pass defended . . . Was a second alternate to the Pro Bowl . . . Was named to Football News All-rookie team . . . Topped team's tackle chart three times over the course of the season . . . Notched a season-high 12 tackles, including the first sack of his career, in season finale at L.A. Raiders (12/30) . . . First-round draft choice (5th overall) of San Diego in 1990.

## COLLEGE

Lettered two years (1988-89) at USC . . . Was a unanimous first-team All-America choice in 1989 after recording 19 sacks and 27 tackles behind line of scrimmage . . . Posted six sacks in 1988 after sitting out the previous season under NCAA Proposition 48 rules . . . Majored in public administration.



## PERSONAL

Has the three children: daughter, Sydney Beau (1993); sons Jake Ryan (1995) and Hunter Tiaina (2000) . . . Graduated from Oceanside (Calif.) High School, where he played linebacker and tight end as senior . . . Honors included CIF San Diego Section Defensive Player of Year; All-State and USA Today All-USA honorable mention; All-North County and Avocado League Offensive Player of Year as senior and Parade Magazine's All American Team . . . Also was the San Diego Section Basketball Player of Year and the Avocado League shot put champion his senior year . . . Was a member of California's All-Academic team with 3.6 grade point average . . . Started The Junior Seau Foundation in 1992 (website: [juniorseau.org](http://juniorseau.org)) . . . The Foundation's mission is "To educate and empower young people through the support of child abuse prevention, drug and alcohol awareness, recreational opportunities, anti-juvenile delinquency efforts and complimentary educational programs" . . . Allocated nearly \$500,000 from January 2002 - June 2003 to organizations serving children (includes annual funding of endowment) . . . Funded two youth athletic fields in San Diego: the Junior Seau Sports Complex and the Junior Seau Foundation Field at Polinsky Children's Center . . . Foundation received the Community Award for Outstanding Service to Children and Families by the Department of Child and Family Development of San Diego State University in June, 2003 . . . Foundation Programs and Events include Shop with a Jock TM, where every December, 225 disadvantaged children are given \$100 to go shopping with a local professional or college athlete to buy gifts for friends and family . . . The Junior Seau Celebrity Golf Classic is also one the Foundation's top events . . . It is held at the La Costa Resort & Spa in San Diego and is widely recognized as one of the premier events in Southern California . . . The three-day event includes a Golf Tournament, Team Seau Dinner & Auction and Legends Party at SEAU'S The Restaurant . . . It is attended by many active and retired players from the NFL . . . In addition, a Legend of the Year is honored for commitment to family, to community and to sportsmanship . . . Past Legends include Sid Brooks, Lance Alworth, Sid Gillman, and Don Coryell . . . The Foundation also holds an Annual Teammates Luncheon, which honors sports teammates for work on and off the field . . . Past honorees include Doug Flutie and Rodney Harrison, with a portion of the proceeds directed to honoree's foundation or favorite charity . . . The Foundation's Scholars of Excellence Program (funded by the NFL) has awarded more than 200 scholarships to college-bound students . . . The Foundation also helps out on Thanksgiving Day by preparing and serving dinner at SEAU'S The Restaurant for 600 residents of homeless shelters and victims of domestic violence . . . Among the honors he has received for his charitable endeavors include the True Value Hardware NFL Man of Year, (1994); National Boys and Girls Clubs Hall of Fame (1999); San Diego Hall of Champions Professional Star of the Year, (1992); NFL United Way representative (San Diego Chargers: 1992 and 1999); One of 100 most influential Asian Americans (1990s) by A Magazine; Spokesman for the National Beer Wholesaler's Association appearing on national PSA's to curb underage drinking and stop illegal alcohol consumption among youth; The 2003 Spirit of San Diego Award from the San Diego Chamber of Commerce for community commitment and leadership . . . Opened SEAU'S The Restaurant in 1996, which consistently has been voted San Diego's most popular sports-themed restaurant . . . SEAU'S has been featured in People Magazine (2002 Super Bowl edition), USA Today, Westways (May 2003), and was featured on the cover of San Diego Magazine (May 2003) . . . Is the fifth of six children . . . Born in San Diego, Junior and his family moved to American Samoa, and then returned to California prior to entering grade school . . . Did not speak English until age seven . . . Begins each day with early morning gym workout . . . An avid golfer who is in much in demand for celebrity tournaments, he scored a double-eagle at San Diego's La Jolla Country Club . . . Full name is Tiaina Baul Seau Jr., born January 19, 1969 in San Diego, California.

## JUNIOR ACHIEVEMENTS

- Was selected by San Diego with the fifth overall pick of the 1990 NFL Draft. Of the 27 first-round draft choices that year, he is one of only three who were active in the NFL in 2002 (T Richmond Webb, 9th overall by Miami; RB Emmitt Smith, 17th overall by Dallas).
- Voted to a Chargers team-record 12 consecutive Pro Bowls (1991-2002 seasons), as he became just the fourth NFL player since 1970 to be selected 10 or more straight times to the Pro Bowl, joining Randall McDaniel (12), Mike Singletary (10) and Lawrence Taylor (10) for that honor. Was named the NFL Alumni Association's Linebacker of the Year in 2000.
- In 2000, was named to the Chargers' 40th Anniversary Team.
- Was named to the All-Decade Team of the 1990s by the Pro Football Hall of Fame.
- Was selected the Chargers' Most Valuable Player five straight seasons (1997-01), while he shared the award with Leslie O'Neal in 1993.
- Was the Chargers' Defensive Player of the Year twice (1998-99).
- Was voted by his teammates as the Chargers' Most Inspirational Player in 1997.
- Has been a first-team All-Pro pick by the Associated Press six times during his career (1992-94, 1996, 1998, 2000), and was a second-team selection on two occasions (1995, 1999).
- Has been a first-team All-Pro selection by College & Pro Football Newsweekly twice (1992, 1994) and a second-team pick three times (1993, 1995, 1999).
- Has been a first-team All-Pro pick by Pro Football Weekly on four occasions (1992, 1994-95, 1998).
- Has been a first-team All-Pro choice by the Pro Football Writers of America four times (1992-95).
- Was a first-team All-Pro selection by USA Today in 1996.
- Has recorded 10 or more tackles in a game 49 times.
- Has led team in tackles in 88 of his 200 career regular season games.
- Has led the Chargers in tackles in eight of his 13 NFL seasons.
- Has averaged nearly 114 tackles a season and more than seven tackles a game over his career.
- Is tied for first on San Diego's all-time list for games played with 200.
- Has registered 47 career sacks, third on the Chargers' all-time list.
- In 13 NFL seasons, has missed only eight games (1 each in 1992, 1996, 1997, 2 in 1999 and 3 in 2002).
- For his philanthropic efforts, was named the NFL Man of the Year in 1994.

## JUNIOR SEAU'S NFL REGULAR SEASON STATISTICS

YEAR	TEAM	G-S	TACK.	ASST.	TOTAL	FUM. REC.	FOR. FUM.	QB SACK	YDS LOST
1990	San Diego	16-15	61	24	85	0	0	1	12
1991	San Diego	16-16	111	18	129	0	0	7	42
1992	San Diego	15-15	79	23	102	1	1	4.5	22
1993	San Diego	16-16	108	21	129	1	1	0	0
1994	San Diego	16-16	124	31	155	3	1	5.5	27.5
1995	San Diego	16-16	111	18	129	3	1	2	10
1996	San Diego	15-15	110	28	138	3	1	7	41
1997	San Diego	15-15	84	13	97	2	1	7	40
1998	San Diego	16-16	92	23	115	2	1	3.5	29
1999	San Diego	14-14	75	24	99	1	1	3.5	32
2000	San Diego	16-16	103	19	122	0	1	3.5	10.5
2001	San Diego	16-16	84	12	96	0	2	1	6
2002	San Diego	13-13	60	24	84	0	1	1.5	8.5
<b>13-YEAR TOTALS</b>		<b>200-199</b>	<b>1202</b>	<b>278</b>	<b>1480</b>	<b>16</b>	<b>12</b>	<b>47</b>	<b>280.5</b>



## JUNIOR SEAU'S NFL PLAYOFF STATISTICS

YEAR	TEAM	G-S	TACK.	ASST.	TOTAL	FUM. REC.	FOR. FUM.	QB SACK	YDS LOST
1992	San Diego	2-2	23	3	26	0	0	0	0
1994	San Diego	3-3	25	6	31	0	0	1	4
1995	San Diego	1-1	9	2	11	0	0	0	0
PLAYOFF TOTALS		6-6	57	11	68	0	0	1	4

### ADDITIONAL STATS

**Fumbles Returned For Touchdown:** 29 yards at Philadelphia (9/17/95)

**Interceptions:** 2 for 51 yards, long of 29 in 1992; 2 for 58 yards, long of 42 in 1993; 2 for 5 yards, long of 3 in 1995; 2 for 18 yards, long of 10 in 1996; 2 for 33 yards, long of 26 in 1997; 1 for 16 yards in 1999; 2 for 2 yards, long of 2 in 2000; 1 for 2 yards in 2001; 1 for 25 yards in 2002 for total of 15 for 210 yards, long of 42 (P-1 for 0 yards).


**Passes Defended:** 1 in 1990, 2 in 1991, 10 in 1992, 11 in 1993, 3 in 1994, 8 in 1995, 7 in 1996, 6 in 1997, 7 in 1998, 9 in 1999, 11 in 2000, 6 in 2001, 7 in 2002 for total of 88 (P-5).

**Receiving:** 2 for 8 yards, 4.0 avg., long of 6 in 1999

### SINGLE-GAME HIGHS

**Most Tackles:** 19, two times (last: vs. Denver, 10/23/94 - 16 solo, 3 assist)  
**Most Sacks:** 2, four times (last: at Detroit, 10/10/99)  
**Most Sacks Yards:** 20 vs. Kansas City, 9/6/92  
**Most Interceptions:** 2 two times (last: vs. Kansas City, 9/29/96)  
**Interception Return Yards:** 58 vs. Houston, 9/19/93  
**Long Interception Return:** 42 vs. Houston, 9/19/93

## Justin Seaverns • 56 • Linebacker



**Height/Weight.....**6-1, 225  
**Born.....**7/2/80  
**College..**Appalachian State '01  
**Acquired .....**FA, 2002  
**Signed Through.....**2003  
**NFL .....**Second Season  
**Dolphins .....**Second Season

### PRO CAREER

**2002** - Went to training camp with the Dolphins as an undrafted college free agent . . . Was waived by the team on August 25 and then claimed by Indianapolis a day later . . . Was waived by the Colts on September 3 and then signed to the club's practice squad on September 5 . . . Spent the first eight games there before being signed by the Dolphins to their 53-man roster on November 6 . . . Was inactive for each of Miami's final eight contests.

### FIN S FACT

Justin was born in Iwakuni, Japan, where his father, Richard, was stationed as a U.S. Marine.

## COLLEGE

Was a four-year letterman for the Mountaineers (1998-01), who started each of his final three seasons . . . In his career, opened 38 of the 47 games in which he played and recorded 387 tackles, including 21 for loss, 3.5 sacks, five interceptions, eight fumble recoveries and two forced fumbles . . . Was a first-team All-Southern Conference selection as a senior when he led the team with a career-high 137 tackles, including 10 for loss, a sack, two interceptions, three fumble recoveries and a forced fumble . . . Was a second-team All-Conference pick as both a sophomore and junior . . . Was second on the squad in 1999 with 108 tackles and first in 2000 with 135 stops . . . Majored in business management.

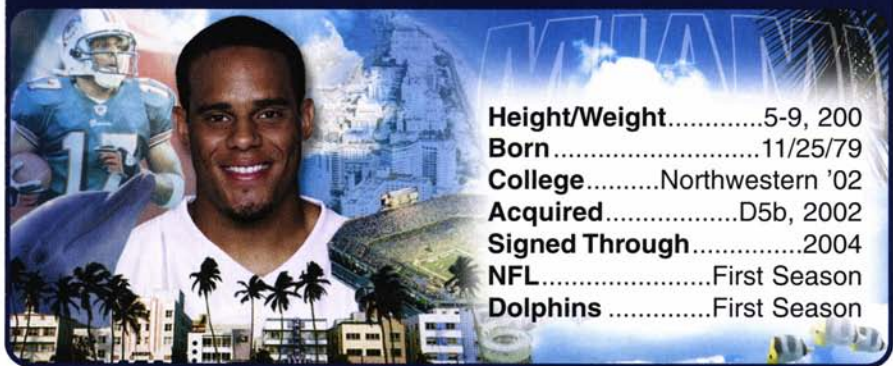
## PERSONAL

Single, resides in Cartersville, Ga . . . Earned four letters in wrestling, three in football and one apiece in track and cross-country at Adairsville (Ga.) High School . . . Was the county Player of the Year in football as a senior . . . Was the state champion in wrestling as both a junior and senior, and was the Georgia Wrestler of the Year as a senior . . . Enjoys fishing in spare time . . . Lists "Moby Dick" as favorite book, Nelly as favorite recording artist and Joe Montana as favorite athlete . . . Despite having the tip of his left fifth finger severed during a game against Furman his junior year of college, missed just two plays in that game and did not miss any subsequent contests that season . . . Full name is Justin William Seaverns, born July 2, 1980, in Iwakuni, Japan.

### JUSTIN SEAVERNS' NFL REGULAR SEASON STATISTICS

YEAR TEAM	G-S	TACK.	ASST.	TOTAL	FUM. REC.	FOR. FUM.	QB SACK	YDS LOST
2002 Miami	0-0	0	0	0	0	0	0	0

## Sam Simmons • 17 • Wide Receiver



**Height/Weight**.....5-9, 200  
**Born** .....11/25/79  
**College**.....Northwestern '02  
**Acquired**.....D5b, 2002  
**Signed Through**.....2004  
**NFL**.....First Season  
**Dolphins** .....First Season

## PRO CAREER

**2002** — Was waived on August 25, 2002 and then signed to the practice squad on September 2 where he spent the entire season . . . Re-signed with the Dolphins as a free agent on December 31, 2002 . . . The second of two fifth-round draft choices by the Dolphins in 2002 (170th overall), with a compensatory pick from the NFL for net free agent losses from 2001.

## FINS FACT

During his final semester at Northwestern University, Sam served an internship at a Chicago law firm.





## COLLEGE

Started 27 of the 40 games in which he played during his four-year collegiate career (1998-2001) . . . Opened all 22 games over his final two years . . . Finished his career with 105 receptions for 1,698 yards and 14 touchdowns, while also rushing for 324 yards and a TD on 55 carries . . . Returned 37 kickoffs for a 25.3-yard average and fielded 39 punts for a 12.9-yard norm and two scores . . . Punt return average is second in school annals . . . Compiled 3,462 all-purpose yards during his career . . . Had his best year as a senior in 2001 when he was a second-team All-Big 10 Conference selection . . . Was second on the team with 50 receptions for 807 yards and seven touchdowns . . . Also brought back 15 punts for a 10.8-yard average and one touchdown that year . . . Led the Big 10 and was eighth in the nation as a true freshman in 1998 with a 27.6-yard average on 22 kickoff returns . . . Earned degree in communications.

## PERSONAL

Married to Trina, couple has two daughters, Talia (10/27/98) and Jada (12/27/00) . . . Played running back, quarterback, defensive back, kicker and punter, while also returning kicks and punts, during his prep career at F.L. Schlagle High School in Kansas City, Kansas . . . Was the USA Today Player of the Year in the state of Kansas as a senior when he rushed for 1,578 yards and scored 23 touchdowns, and threw for 445 yards and five touchdowns . . . Also tallied 97 tackles and eight interceptions . . . Lettered four times in football, four in track and twice in basketball . . . Attended high school with track star Maurice Greene, the world record holder in the 100-meters . . . Enjoys spending time at home with his family . . . Lists "Coming to America" as favorite movie, "The Steve Harvey Show" as favorite television show, L.L. Cool J as favorite recording artist and Michael Jordan as favorite athlete . . . Was a member of the National Honor Society . . . This past offseason, served an internship as an assistant football coach at Miramar (Fla.) High School . . . Contributed a weekly training camp diary as a rookie in 2002 for team's official web site, [www.MiamiDolphins.com](http://www.MiamiDolphins.com) . . . Full name is Samuel Leland Simmons, born November 25, 1979 in Kansas City, Kansas.

### SAM SIMMONS' NFL REGULAR SEASON STATISTICS

YEAR	TEAM	G-S	NO.	RECEIVING				TD	RUSHING		
				YDS.	AVG.	LG			ATT.	YDS.	LG TD
2002	Miami										

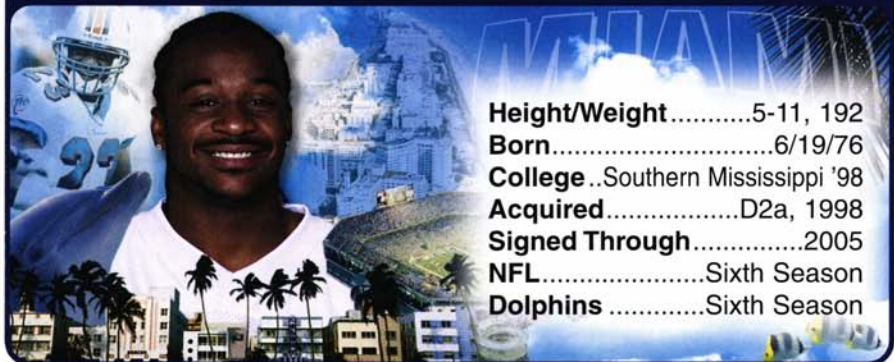
PRACTICE SQUAD

### DOLPHINS ON GRASS AND ARTIFICIAL TURF

In regular season action, the Dolphins were 7-6 in 2002 on natural grass (7-1 at home and 0-5 on the road) and 2-1 on artificial/field turf (all on the road). Since 1980 (regular season games only), the Dolphins are 164-82-1 (.666) on grass — 127-51-1 (.712) at home and 37-31 (.544) on the road. On turf over the same period of time, the Dolphins are 56-57 (.496).

Twelve of Miami's 16 games in 2003 will be played on natural grass. The Dolphins' only games on artificial/field turf are on September 14 at the Jets, October 5 at the Giants, November 27 at Dallas and December 21 at Buffalo.

# Patrick Surtain • 23 • Cornerback



**Height/Weight** ..... 5-11, 192  
**Born** ..... 6/19/76  
**College** .. Southern Mississippi '98  
**Acquired** ..... D2a, 1998  
**Signed Through** ..... 2005  
**NFL** ..... Sixth Season  
**Dolphins** ..... Sixth Season

## PRO CAREER

**2002** — Started all 14 games in which he played at left cornerback . . . Was inactive for two contests . . . Recorded 69 tackles (52 solo), a team-high six interceptions (79 yards), 1.5 sacks, 11 passes defended and a forced fumble . . . Interception total led the team and tied for second in the AFC and fourth in the NFL . . . Interception total also marked a personal single-season best, eclipsing his previous high of five, which he set in 2000 . . . Added two stops on special teams during the course of the season . . . First interception of the year came at Indianapolis (9/15) when he picked off a Peyton Manning pass in the end zone . . . Sustained a sprained left knee on the play, however, and was inactive each of the next two weeks . . . When he missed a contest vs. N.Y. Jets (9/22), it snapped a string of 66 straight games in which he had played, covering his entire NFL career . . . Returned to action vs. New England (10/6) and recorded four tackles and an interception of a Tom Brady pass . . . Posted a season-high nine tackles, in addition to an interception of a Brian Griese pass that he returned 40 yards for his second career touchdown, at Denver (10/13), marking his third straight game with an interception . . . It came in the fourth quarter and gave the Dolphins a 21-12 lead in a game they went on to win, 24-22 . . . For his performance in the Broncos game, was awarded a defensive game ball . . . Intercepted a Brett Favre pass in the end zone in Monday night game at Green Bay (11/4) . . . Notched four tackles, including a half-sack, and also came up with an interception of a Jeff Blake pass, in win over Baltimore (11/17) . . . The following week in win over San Diego (11/24), registered eight tackles and a sack, as the Dolphins held the Chargers to just 144 yards of total offense, the lowest output for a Miami opponent on the year . . . Was awarded a game ball on defense . . . Final interception of the year occurred vs. Oakland (12/15) when he picked off a Rich Gannon pass with 1:43 to play in the game, and returned it 22 yards to the Dolphins' 40, preserving Miami's 23-17 victory . . .

**PRO BOWL:** Was one of seven Dolphins named to the 2003 AFC Pro Bowl team, the most in the AFC . . . Also was one of six Dolphin defenders, the most in team history . . . Was chosen as a starter, although he could not play in the game because of an injury . . . He is the second cornerback in Dolphins history to be selected to the Pro Bowl, along with Sam Madison (1999-2001) . . .

**POSTSEASON HONORS:** Following the season, was a first-team All-Pro pick by Associated Press, Pro Football Weekly, Football Digest and The Sporting News . . . Also was the NFL Alumni Association's Defensive Back of the Year . . .

**RETURNS FOR TOUCHDOWNS:** With two interception returns for touchdowns in his career, including one in 2002, Surtain ranks tied for third for the most interception returns for touchdowns in Dolphins history:

## F I N S F A C T

A quarterback at Edna Karr High School in New Orleans, Patrick led the school to the state championship in 1993. That year, he started in a Louisiana High School all-star game in place of current Colts quarterback Peyton Manning, who did not participate in the game.



## MOST INTERCEPTION RETURNS FOR TOUCHDOWNS IN DOLPHINS HISTORY

PLAYER	YEAR	NO.	PLAYER	TEAM	NO.
1. Zach Thomas	1996-02	4	3. Don McNeal	1980-89	2
2. Dick Anderson	1968-77	3	William Judson	1982-89	2
3. Dick Westmoreland	1966-69	2	Louis Oliver	1989-93	2
Jimmy Warren	1966-67	2		95-96	
Bill Stanfill	1969-76	2	Troy Vincent	1992-95	2
Lloyd Mumphord	1969-74	2	Terrell Buckley	1995-99	2
Mike Kozlowski	1979-86	2	<b>PATRICK SURTAIN</b>	<b>1998-02</b>	<b>2</b>

**CAREER SACKS:** In his career, Surtain has secured 5.5 sacks, the third-most sacks all-time by a Dolphins defensive back, trailing only Jerry Wilson and Liffort Hobley, both of whom registered six sacks in their careers:

## MOST CAREER SACKS BY A DOLPHINS DEFENSIVE BACK

PLAYER	YEARS	SACKS
1. Jerry Wilson	1996-00	6.0
Liffort Hobley	1987-93	6.0
<b>3. PATRICK SURTAIN</b>	<b>1998-02</b>	<b>5.5</b>
4. Glenn Blackwood	1979-87	4.0
Calvin Jackson	1994-99	4.0
6. Paul Lankford	1982-91	3.0
Jarvis Williams	1988-93	3.0

**2001** – Signed a four-year contract extension through the 2005 season on March 8, 2001 . . . Underwent arthroscopic surgery on August 3, 2001 to remove a torn portion of the lateral meniscus in his left knee . . . Dolphins Chief Team Physician Dr. George Caldwell performed the surgery at Holy Cross Hospital in Ft. Lauderdale . . . Missed all five preseason contests . . . Started all 16 regular season games at left cornerback, the fourth straight year to open his career in which he participated in all 16 league games . . . Finished the year with 60 tackles (50 solo), a sack, three interceptions for 74 yards in returns and a touchdown, a fumble recovery, three forced fumbles and a team-high 17 passes defended . . . Also added one tackle and a fumble recovery on special teams . . . Interception total was second on the squad . . . Part of a unit that led the NFL in pass defense, allowing an average of only 176.8 yards per contest . . . Posted a season-high five tackles on six occasions, and the Dolphins were 6-0 in those games . . . Had two tackles, a sack and a forced fumble at St. Louis (9/30) . . . Posted five tackles, two passes defended and a fumble recovery at Seattle (10/28) . . . Fumble recovery gave the Dolphins the ball at the Seahawks' 46 and led to an Olindo Mare field goal . . . Recorded three tackles and three passes defended vs. Carolina (11/4), including a 29-yard interception return of a Chris Weinke pass for a touchdown, snapping a string of 151 straight passes that Dolphins opponents had thrown without being picked off . . . It also was the first touchdown of Surtain's NFL career . . . Turned in a key special teams play at Buffalo (11/25) . . . With the score tied at 27 and just more than a minute to play, recovered a Nate Clements fumble on a kickoff at the Bills' 42 after the ball had been forced loose by David Bowens . . . Three plays later, Jay Fiedler connected with Chris Chambers for a 32-yard TD pass with 48 seconds remaining to give Miami a 34-27 come-from-behind victory . . . Underwent surgery on December 17, 2001 to stabilize a fracture of the proximal phalanx of his left fifth finger . . . Dr. George Caldwell and Dr. Brian Fingado performed the surgery at Holy Cross Hospital . . . Surtain sustained the injury at San Francisco (12/16) . . . Two weeks later vs. Atlanta (12/30), came up with the first two-interception game of his career as he picked off a pair of Michael Vick passes, totaling 45 yards in returns . . . Both interceptions occurred in the second half of the Dolphins' 21-14 victory . . . Started First-Round Playoff game vs. Baltimore (1/13/02) . . . Was credited with one tackle and a pass defended.

**2000** – Established himself as one of the emerging young cornerbacks in the NFL in 2000 . . . Teamed with Sam Madison to give the Dolphins perhaps the top cornerback tandem in the NFL . . . Started all 16 games at left cornerback . . . Finished the year with 64 total tackles (52 solo), a sack, two forced fumbles, a fumble recovery, five interceptions and a team-high 22 passes defended . . . Added two stops on special teams . . . Was an All-Pro selection by Sports Illustrated

... Interception total tied for second on the team along with Madison and S Brock Marion, and tied for ninth in the AFC in 2000 ... Part of a defensive backfield that became the first group to have at least four players with five or more interceptions in the same season since the 1981 Tampa Bay Buccaneers ... Was awarded a defensive game ball for his performance on four occasions ... Batted away three passes in season-opener vs. Seattle (9/3), including his first interception of the year, when he picked off a Jon Kitna pass ... Registered four tackles, while also intercepting a Tony Banks pass that he returned a career-long 43 yards, vs. Baltimore (9/17) ... Had five tackles and a forced fumble in 22-13 win over Buffalo (10/8) ... Stripped the ball loose from Bills RB Sammy Morris with 4:45 to play in the game, which was recovered by Madison and returned 20 yards for a touchdown ... Had two tackles and two passes defended, including an interception of a Vinny Testaverde pass, at N.Y. Jets (10/23) ... Posted four tackles and a fumble recovery at Detroit (11/5) when he earned a defensive game ball ... Intercepted a Jim Harbaugh pass in the end zone with three seconds to play to help preserve the Dolphins' 17-7 victory at San Diego (11/12) ... Tied for team-lead with six tackles at Buffalo (12/3) when he intercepted a Rob Johnson pass in the end zone on the Bills' first series of the game ... Lone sack of the year came vs. Tampa Bay (12/10) when he dropped QB Shaun King for a three-yard loss ... Recorded a season-high 11 tackles, three passes defended and a forced fumble vs. Indianapolis (12/17) ... Started both playoff games following the season at left cornerback ... Tallied nine tackles (5 solo), including six in First-Round victory over Indianapolis (12/30).

**1999** — Played in all 16 regular season games, including six starts ... Finished the year with 48 total tackles (40 solo), two sacks for nine yards lost, two interceptions for 28 yards, and nine passes defended ... His two sacks tied him with three other players for the third-most ever by a Dolphins defensive back in a season, trailing only the three by Liffort Hobley (1990) and Jerry Wilson (1999) ... Also tied for seventh on the squad with ten special teams tackles ... Recorded five tackles at New England (10/17) when he came up with his first interception of the year as he picked off a Drew Bledsoe pass ... Made the first start of his career when he opened at left cornerback vs. Indianapolis (12/5) ... Went on to start each of the final six regular season games and both playoff contests ... Registered five stops in that Colts game when he also snared a Peyton Manning pass and returned it 28 yards ... Posted seven stops at N.Y. Jets (12/12) ... Tallied a season-high nine tackles at Washington (1/2/00), including the first two sacks of his NFL career ... It marked just the second time in club history that a defensive back accounted for two sacks in a game, as Surtain joined Hobley, who did it on November 22, 1992 against Houston ... Started both playoff games following the season at left cornerback ... Was second on the team with 13 total tackles, while he also defended a team-high three passes ... Was credited with three passes defended in First-Round game at Seattle (1/9/00) ... Recorded eight tackles in Divisional contest at Jacksonville (1/15/00).

**1998** — Played in all 16 regular season games and both playoff contests, all in a reserve role, during his rookie season ... Was inserted in nickel and dime situations on defense, and finished the regular season with 29 total tackles, two interceptions and 11 passes defended, which were third-most on the club ... Also contributed eight special teams tackles over the course of the year ... Was an All-Rookie selection by College and Pro Football Newsweekly ... Had two tackles and the first interception of his career vs. Buffalo (9/13), when he picked off a Rob Johnson pass ... Also came up with two special teams tackles in that contest ... Was awarded a defensive game ball for his performance in the Dolphins' 13-7 victory over the Bills ... Established a season-high with four tackles vs. Pittsburgh (9/20) ... Second career interception occurred vs. St. Louis (10/18) when he picked off a Tony Banks pass on the Rams' final offensive play of the game with 4:09 remaining to preserve shutout in a 14-0 win ... Had a pair of stops on special teams vs. New Orleans (11/29) ... Had four stops and a pass defended at Oakland (12/6) ... Appeared in both playoff games following the season in a reserve role ... Recorded three tackles on defense and one on special teams ... Made his NFL postseason debut in First-Round game vs. Buffalo (1/2/99) and amassed three stops ... First of two second-round draft choices (44th overall) of Miami in 1998 with a choice obtained from Carolina in a draft day trade-up in which the Dolphins traded their 2000 first-round draft choice.

## COLLEGE

Was a four-year letterman (1994-97) and two-year starter at Southern Miss ... Appeared in 40 games with 23 starts during his career ... Accumulated 189 tackles, 13 interceptions, a sack and 31 passes defended ... Was named the Conference USA Player of the Year by



The Football News following his senior season of 1997 when he started all 11 games and finished with 66 tackles, six interceptions and 15 passes defended . . . Interception total ranked 11th in the nation . . . Was named the Conference USA and school's Defensive Player of the Week with two interceptions against Florida . . . Opened all 11 contests as a junior in 1996 and earned first-team All-Conference USA honors . . . Notched 84 tackles, six interceptions and eight passes defended . . . Interception total tied for sixth in the nation . . . Majored in sports administration.

## PERSONAL

Married to Michelle, with a son, Patrick, Jr. (4/14/00) . . . Family resides in Plantation, Fla . . . Attended Edna Karr High School in New Orleans, La . . . As a quarterback, was named MVP of the 1993 state championship game his senior season . . . Earned second-team all-state, first-team all-district and team MVP honors following his senior season . . . Completed 44 of 97 passes for 753 yards and seven touchdowns, and rushed for 784 yards and 12 scores on 137 carries . . . Was an all-state selection in basketball and a member of the school's state title team his junior year . . . Also lettered in baseball and track . . . Has participated in the Superbowl of Fashion benefiting the Cystic Fibrosis Foundation . . . Participated in the Starbright Video conferencing program that allows athletes and children at one hospital to talk with children in another city's hospital . . . Enjoys visiting hospitals and speaking in schools on his off-days . . . Has assisted in building houses for Habitat for Humanity . . . Along with other Dolphins defensive backs, has been part of the "Prudential No Passing Zone" program, which in conjunction with Prudential, has helped 2,300 children from the Broward County Boys & Girls Clubs attend Dolphins home games . . . Along with the other defensive backs, won the team's Community Service Award for 1999 . . . Enjoys reading and watching television in his spare time . . . Lists "Martin" as favorite television show, "A Time to Kill" as favorite book and Juvenile as favorite recording artist . . . Full name is Patrick Frank Surtain, born June 19, 1976, in New Orleans, La.

### PATRICK SURTAIN'S NFL REGULAR SEASON STATISTICS

YEAR	TEAM	G-S	TACK.	ASST.	TOTAL	FUM. REC.	INT.	YDS.	LG	TD
1998	Miami	16-0	25	4	29	0	2	1	1	0
1999	Miami	16-6	40	8	48	0	2	28	28	0
2000	Miami	16-16	52	12	64	1	5	55	43	0
2001	Miami	16-16	50	10	60	1	3	74	41	1
2002	Miami	14-14	52	17	69	0	6	79	40	1
5-YEAR TOTALS		78-52	219	51	270	2	18	237	43	2

### PATRICK SURTAIN'S NFL PLAYOFF STATISTICS

YEAR	TEAM	G-S	TACK.	ASST.	TOTAL	FUM. REC.	INT.	YDS.	LG	TD
1998	Miami	2-0	3	0	3	0	0	0	0	0
1999	Miami	2-2	13	0	13	0	0	0	0	0
2000	Miami	2-2	5	4	9	0	0	0	0	0
2001	Miami	1-1	1	0	1	0	0	0	0	0
PLAYOFF TOTALS		7-5	22	4	26	0	0	0	0	0

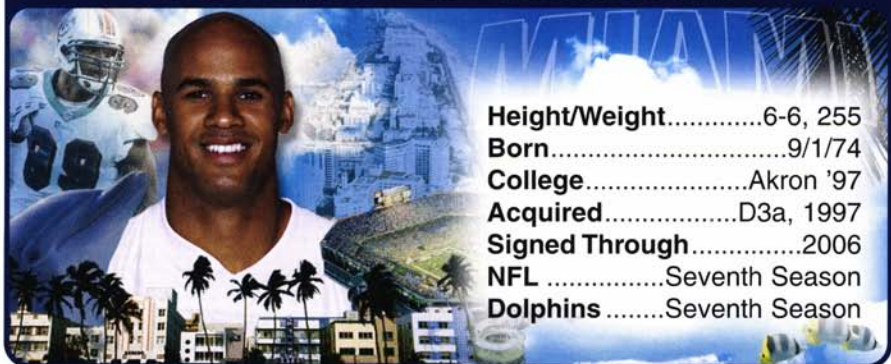
### ADDITIONAL STATS

**Passes Defended:** 11 in 1998, 9 in 1999, 22 in 2000, 17 in 2001, 11 in 2002 for total of 70 (P-4)  
**Sacks:** 2 for 9 yards lost in 1999; 1 for 3 yards lost in 2000, 1 for 10 yards lost in 2001, 1.5 for 14 yards lost in 2002 for total of 5.5 for 36 yards lost  
**Forced Fumbles:** 2 in 2000, 3 in 2001, 1 in 2002 for total of 6  
**Special Teams Tackles:** 8 in 1998, 10 in 1999, 2 in 2000, 1 in 2001, 2 in 2002 for total of 23 (P-1)  
**Special Teams Fumble Recoveries:** 1 in 2001

## SINGLE-GAME HIGHS

<b>Most Interceptions:</b>	2 vs. Atlanta, 12/30/01
<b>Most Interception Return Yards:</b>	45 vs. Atlanta, 12/30/01
<b>Longest Interception Returns:</b>	43 vs. Baltimore, 9/17/00
	41 vs. Atlanta, 12/30/01
	40t at Denver, 10/13/02

## Jason Taylor • 99 • Defensive End



**Height/Weight**.....6-6, 255  
**Born**.....9/1/74  
**College**.....Akron '97  
**Acquired**.....D3a, 1997  
**Signed Through**.....2006  
**NFL** .....Seventh Season  
**Dolphins** .....Seventh Season

## PRO CAREER

**2002** — Started all 16 games at right defensive end . . . Along with CB Sam Madison and LB Zach Thomas served as a tri-captain on defense . . . Had 76 tackles, a team-high 18.5 sacks for 162.5 yards in losses, eight passes defended, seven forced fumbles and two fumble recoveries . . . Added one stop on special teams . . . Tackle total was good for fifth on the team and first among defensive linemen . . . Ranked first in the AFC and in the NFL in sacks, becoming the first Dolphin in club history to lead the NFL in sacks . . . Enters the 2003 season having started and played in 50 straight contests . . .

**SACKS:** With 18.5 sacks in 2002, Taylor became the first Dolphin ever to lead the NFL in this category . . . He tallied at least a half-sack in 12 of 16 contests, while accounting for 1.5 or more on seven occasions, including a season-high three vs. Oakland (12/15):

## F I N I S F A C T

An outstanding athlete, Jason is the three-time defending champion of the NFL's Ultimate Defender Competition.



## 2002 NFL SACK LEADERS

PLAYER, POS.	TEAM	SACKS	PLAYER, POS.	TEAM	SACKS
1. JASON TAYLOR, DE	MIAMI	18.5	4. Andre Carter, DE	San Francisco	12.5
2. Simeon Rice, DE	Tampa Bay	15.5	Hugh Douglas, DE	Philadelphia	12.5
3. Dwight Freeney, DE	Indianapolis	13.0	6. 3 different players		12.0

Over the last three years, Taylor has recorded a total of 41.5 sacks, which is the second highest total in that span in the NFL, trailing only the Giants' Michael Strahan:



## MOST SACKS IN THE NFL OVER THE LAST THREE SEASONS

(2000-02)

PLAYER, POS.	TEAM(S)	2000	2001	2002	3-YEAR TOTALS
1. Michael Strahan, DE	N.Y. Giants	9.5	22.5	11.0	43.0
2. <b>JASON TAYLOR, DE</b>	<b>MIAMI</b>	<b>14.5</b>	<b>8.5</b>	<b>18.5</b>	<b>41.5</b>
3. Hugh Douglas, DE	Philadelphia	15.0	9.5	12.5	37.0
4. Jason Gildon, LB	Pittsburgh	13.5	12.0	9.0	34.5
5. Simeon Rice, DE	Ariz., Tampa Bay	7.5	11.0	15.5	34.0

With 18.5 sacks in 2002, Taylor tied for the highest single-season sack total in Dolphin history, along with Bill Stanfill, who also had 18.5 sacks in 1973 . . . Taylor tied Stanfill's club record when he shared a six-yard sack of Vikings quarterback Daunte Culpepper with Adewale Ogunleye at Minnesota on December 21 . . . Taylor now owns two of the five highest single-season sack totals in club history . . . In addition, Taylor's 58 career sacks rank fifth on the Dolphins' all-time list:

## MIAMI DOLPHINS ALL-TIME SACK LEADERS

SEASON			CAREER		
PLAYER	YEARS	NO.	PLAYER	YEAR	NO.
1. <b>JASON TAYLOR</b>	<b>2002</b>	<b>18.5</b>	1. Bill Stanfill	1969-76	67.5
Bill Stanfill	1973	18.5	2. Doug Betters	1978-87	65.5
3. Trace Armstrong	2000	16.5	3. Vern Den Herder	1971-81	64.0
4. Doug Betters	1983	16.0	4. Jeff Cross	1988-95	59.5
5. <b>JASON TAYLOR</b>	<b>2000</b>	<b>14.5</b>	5. <b>JASON TAYLOR</b>	<b>1997-02</b>	<b>58.0</b>

**CONSECUTIVE GAMES WITH A SACK:** Included in Taylor's record-setting performance of 2002 was a streak of eight consecutive games (Games 8-15) that he recorded at least one sack, breaking the former club record of six consecutive games with at least one sack (since 1982), which was first set in 1983 by Doug Betters and then equaled by Taylor in 2000 . . . Taylor's streak was snapped when he was held without a sack in the season finale at New England on December 29 . . . During this eight-game span, Taylor totaled 13 sacks, including five contests in which he had more than one sack:

## LONGEST SACK STREAKS IN DOLPHINS HISTORY (since 1982)

PLAYER	YEAR	STREAK	GAMES	1	2	3	4	5	6	7	8	TOT.
1. <b>J. TAYLOR</b>	<b>2002</b>	<b>8</b>	<b>8-15</b>	1.0	1.0	1.5	2.0	2.0	1.0	3.0	1.5	13.0
2. <b>J. TAYLOR</b>	<b>2000</b>	<b>6</b>	<b>5-10</b>	1.0	1.0	1.0	1.0	2.0	1.0	-	-	7.0
D. Betters	1983	6	7-12	2.0	2.0	1.0	1.0	1.0	1.0	-	-	8.0

In addition, his streak of at least one sack in eight consecutive games is tied for the fourth-longest such streak in the NFL since the statistic became official in 1982:

## LONGEST SACK STREAKS IN NFL HISTORY (since 1982)

PLAYER	TEAM(S)	STREAK	DATES OF STREAK
1. Simon Fletcher	Denver	10	11/15/92 - 9/20/93
2. Bruce Smith	Buffalo	9	11/16/86 - 10/25/87
Kevin Greene	S. F.-Carolina	9	12/7/97 - 10/18/98
4. <b>JASON TAYLOR</b>	<b>MIAMI</b>	<b>8</b>	<b>11/4/02 - 12/21/02</b>

8 by many other players, previously by Chicago's Roosevelt Colvin from 12/23/01 - 10/7/02

**SACK TANDEM:** Along with DE Adewale Ogunleye's 9.5 sacks, Taylor was part of the top sack tandem in the NFL in 2002, five ahead of their nearest competitors:

## TOP NFL SACK TANDEM IN 2002

TEAM	PLAYER	SACKS	PLAYER	SACKS	TOTAL
1. MIA.*	<b>JASON TAYLOR (DE)</b>	<b>18.5</b>	<b>ADEWALE OGUNLEYE (DE)</b>	<b>9.5</b>	<b>28.0</b>
2. T.B.*	Simeon Rice (DE)	15.5	Warren Sapp (DT)	7.5	23.0
3. Car.*	Julius Peppers (DE)	12.0	Michael Rucker (DE)	10.0	22.0
4. Phil.*	Hugh Douglas (DE)	12.5	Ndukwe Kalu (DT)	8.0	20.5
5. Ind.*	Dwight Freeney (DE)	13.0	Brad Sciolli (DT)	7.0	20.0
Wash.	LaVar Arrington (LB)	11.0	Bruce Smith (DE)	9.0	20.0

\* A player can only be included in one sack tandem. Therefore, it does not include Carolina LB Mark Fields (7.5) and DT Kris Jenkins (7.0), Indianapolis DE Chad Bratzke (6.0), Philadelphia DT Darwin Walker (7.5) and DE Brandon Whiting (6.0), Tampa Bay DT Ellis Wyms (5.5) or anyone else with the Dolphins with 1.5 or more sacks.

In addition, the 28 combined sacks by Taylor and Ogunleye was the third-highest figure ever for a tandem in Dolphins history, and Taylor is now part of two of the three highest single-season sack tandems in club history, as he and Trace Armstrong combined for 31 sacks in 2000, the most by a duo in team annals:

## DOLPHINS MOST PRODUCTIVE SINGLE-SEASON SACK COMBINATIONS

TEAM	PLAYER	SACKS	PLAYER	SACKS	TOTAL
1. 2000	Trace Armstrong	16.5	Jason Taylor	14.5	31.0
2. 1973	Bill Stanfill	18.5	Vern Den Herder	10.0	28.5
3. 2002	<b>JASON TAYLOR</b>	<b>18.5</b>	<b>ADEWALE OGUNLEYE</b>	<b>9.5</b>	<b>28.0</b>
4. 1983	Doug Betters	16.0	Bob Baumhower	8.0	24.0
5. 1984	Doug Betters	14.0	Charles Bowser	9.0	23.0

**FASTEST TO 50 SACKS:** Against San Diego on November 24, 2002, Taylor's sack of Chargers quarterback Drew Brees was his second of the game, giving him 50.5 sacks in his career . . . He became the sixth player in Dolphins history to reach the 50-sack plateau . . . Of the six, Taylor reached that mark 87 games, the third-fewest games among those six:

## FASTEST DOLPHINS TO 50 CAREER SACKS

PLAYER	YEARS	CAREER SACKS	GAMES TO 50
1. Bill Stanfill	1969-76	67.5	71
2. Trace Armstrong	1995-00	56.5	85
3. <b>JASON TAYLOR</b>	<b>1997-02</b>	<b>58.0</b>	<b>87</b>

**MULTIPLE SACK GAMES:** Taylor has recorded 14 multiple sack games (1.5 or more) in his career, including seven in 2002 . . . He has amassed two or more sacks in a game 11 times in his career, including five occasions in 2002 . . .

**CAREER FUMBLE RECOVERIES:** In 2002, Taylor tallied two fumble recoveries, giving him 14 in his career and tying him with Vern Den Herder for third on the Dolphins' all-time chart:

## MOST CAREER FUMBLE RECOVERIES IN DOLPHINS HISTORY

PLAYER	YEARS	NO.
1. Dick Anderson	1968-77	17
Bob Baumhower	1977-86	17
3. <b>JASON TAYLOR</b>	<b>1997-02</b>	<b>14</b>
Vern Den Herder	1971-81	14
5. Larry Gordon	1976-82	12

**CAREER TOUCHDOWNS:** Taylor's one-yard touchdown return after recovering a Tom Brady fumble on October 7, 2001 against New England was the third of his career . . . His other scores came on a 29-yard touchdown return following an Akili Smith fumble at Cincinnati on October 1, 2000, and a four-yard TD return off of a Brian Griese fumble at Denver on September 13, 1999 . . . His three fumble returns for touchdowns are the most-ever in team annals:



## MOST CAREER FUMBLE RETURNS FOR A TD IN DOLPHINS HISTORY

PLAYER	YEARS	NO.
1. JASON TAYLOR	1997-02	3
2. Bob Baumhower	1977-86	2
Liffort Hobley	1987-93	2

In addition, the three total scores represent the most all-time among Dolphins linemen:  
In addition, Taylor's three fumble returns for touchdowns are tied for the fourth-highest total in NFL history:

## MOST CAREER TOUCHDOWNS BY A DOLPHINS LINEMAN

PLAYER	YEARS	NO.
1. JASON TAYLOR	1997-02	3
2. Bill Stanfill*	1969-76	2
Bob Baumhower	1977-86	2

\* - both touchdowns came on interception returns

**CAREER INTERCEPTIONS:** Taylor has come up with three interceptions in his career, the second-highest figure ever by a Dolphin defensive lineman, trailing only Kim Bokamper's six career interceptions . . .

**PLAYER OF THE WEEK/MONTH:** Taylor was named AFC Defensive Player of the Week on two occasions in 2002 . . . He was cited for his performances in wins at Denver (10/13) and vs. Oakland (12/15) . . . They marked the first two Player of the Week awards in his career . . . He also became the first Dolphins defensive lineman to earn Defensive Player of the Week accolades during the regular season since the award was instituted in 1984 (Trace Armstrong did win the honor following a 1999 First-Round playoff game at Seattle) . . . With his two AFC Defensive Player of the Weeks awards in 2002, it marked the second straight year and the third time in the last four seasons that a Dolphin defender won AFC Defensive Player of the Week honors two or more times in the same season; cornerback Sam Madison earned the award on three occasions in 1999, while linebacker Zach Thomas won the award twice in 2001 . . . Taylor also was named AFC Defensive Player of the Month for both October and November . . . In three games in October, Taylor had 15 tackles, four sacks for 52 yards in losses, two forced fumbles and a pass defended . . . It was Taylor's first Defensive Player of the Month Award of his career . . . Overall since the NFL first instituted the award in 1984, Taylor is the seventh Dolphin to be named AFC Defensive Player of the Month and the second lineman (defensive lineman Jeff Cross shared that award with linebacker John Offerdahl in October, 1990) . . . Followed that by being named as AFC Defensive Player of the Month for November . . . In four games in November, Taylor posted 15 tackles, 5.5 sacks for 33 yards in losses, two passes defended, and a forced fumble . . . It marked the first time ever that a player earned AFC or NFC Defensive Player of the Month honors in back-to-back months . . . It also is the first time that a Dolphin has earned an NFL monthly award twice in the same season . . . In fact, only one other Dolphin, quarterback Dan Marino (November, 1986; October, 1988), has won a monthly honor twice in a career . . .

**PRO BOWL:** Was one of seven Dolphins named to the 2003 AFC Pro Bowl team, the most in the AFC . . . It was his second time being named to the Pro Bowl team, along with his selection in 2000 . . . Along with Tim Bowens, who also was named to his second Pro Bowl team, Taylor and Bowens became the third and fourth Dolphin defensive linemen in club history to record multiple Pro Bowl appearances, joining Bob Baumhower (5 -- 1979, 1981-84) and Bill Stanfill (4 -- 1971-74) . . . The seven Pro Bowl selections by the Dolphins tied for the second-most in team history (2000), trailing only the eight that went following the 1984 season . . . Six of the seven selections last year were defensive players, the most in team history, surpassing the previous high of five from 2000 . . .

**POSTSEASON HONORS:** Earned numerous honors following the season . . . Was a first-team All-Pro selection by Associated Press, Sports Illustrated, Pro Football Weekly, Football Digest, The Sporting News and College & Pro Football Newsweekly . . . Also was named the Defensive Player of the Year by Sports Illustrated, Kansas City 101, and the Touchdown Club of Columbus (Ohio) . . . Was chosen as the Pass Rusher of the Year by the NFL Alumni Association . . . Along with Ricky Williams, was named as the team's co-MVP in a vote of South Florida media and fans . . . Was the winner of the team's Leadership Award, as voted on by his teammates . . .

## MOST FUMBLE RETURNS FOR TOUCHDOWNS IN NFL HISTORY

PLAYER	YEARS	TEAM	NO.
1. Jessie Tuggle	1987-00	Atlanta	5
2. Bill Thompson	1969-81	Denver	4
Derrick Thomas	1989-99	Kansas City	4
4. <b>JASON TAYLOR</b>	<b>1997-02</b>	<b>MIAMI</b>	<b>3</b>
Many other players			3

**GAME HIGHLIGHTS - AT INDIANAPOLIS (SEPT. 15):** Established a season-high with eight tackles . . .

**VS. N.Y. JETS (SEPT. 22):** Recorded four tackles including one sack . . . Added two passes defended, a forced fumble, and a fumble recovery . . .

**VS. NEW ENGLAND (OCT. 6):** Tied for second on the club with six tackles, including two sacks, as he tackled Patriots quarterback Tom Brady twice for a total of 22 yards in losses . . . It was his first multiple sack game of the season and the eighth of his career . . . Also forced Brady to fumble on one of those sacks, which was recovered by Adewale Ogunleye and led to a Dolphins touchdown . . .

**AT DENVER (OCT. 13):** Posted six tackles, including two sacks, as he tackled Broncos quarterback Brian Griese twice for a total of 30 yards in losses . . . It was his second multiple sack game of the season and the ninth of his career . . . Also added two passes defended and one forced fumble, when he stripped the ball from Mike Anderson on the Dolphins' one-yard line, which was recovered by Larry Chester . . . As a result of his play in that contest, he was named as AFC Defensive Player of the Week for the Games of October 13-14 . . . He became the first Dolphin to win a weekly award in 2002 . . . In addition, the AFC Defensive Player of the Week Award was the first weekly honor of Taylor's career . . . He also was the first Dolphins defensive lineman to earn Defensive Player of the Week accolades during the regular season since the award was instituted in 1984 (Trace Armstrong did win the honor following a 1999 First-Round playoff game at Seattle) . . . Also earned a defensive game ball . . .

**AT GREEN BAY (NOV. 4):** Tallied three tackles including one sack, tackling Packers quarterback Brett Favre for an eight-yard loss, marking the first of eight straight games in which he recorded a sack . . .

**AT N.Y. JETS (NOV. 10):** Posted four tackles and a sack, tackling Jets' quarterback Chad Pennington for no gain . . .

**VS. BALTIMORE (NOV. 17):** Collected six tackles, including 1.5 sacks for nine yards in losses . . . Also batted down a pass and forced a fumble . . .

**VS. SAN DIEGO (NOV. 24):** Had three tackles, including two sacks, tackling Chargers quarterback Drew Brees twice for a total of 16 yards in losses . . . His second sack of Brees in that contest gave him 50.5 sacks in his career, becoming the sixth Dolphin to record 50 career sacks . . . Was awarded a defensive game ball for his performance . . .

**AT BUFFALO (DEC. 1):** Registered four tackles, including two sacks, tackling Bills quarterback Drew Bledsoe twice for a total of 20 yards in losses . . .

**VS. CHICAGO (DEC. 9):** Had two tackles including one sack, as he dropped Bears quarterback Jim Miller for a seven-yard loss . . . It marked his sixth consecutive contest with at least one sack, tying the club record held by both Doug Betters (1983) and Taylor (2000) . . . Added one pass defended in the game . . .

**VS. OAKLAND (DEC. 15):** Finished second on the team as he tied a season-high with eight tackles . . . Included in that total were three sacks for a total of 25 yards in losses and two forced fumbles . . . All three sacks came against Raiders quarterback Rich Gannon, causing Gannon to fumble twice . . . Taylor's three sacks tied his single-game career high, which he first set on December 3, 2000 at Buffalo . . . It also was the seventh straight game in which he recorded at least one sack, breaking the former club record of six straight games . . . For his performance, was named AFC Defensive Player of the Week, in addition to earning a defensive game ball . . .

**AT MINNESOTA (DEC. 21):** Notched seven tackles, 1.5 sacks for a total of seven yards in losses, one forced fumble, and one fumble recovery . . . It represented his eighth game in a row with at least one sack . . . Sacked Vikings quarterback Daunte Culpepper for a four yard loss, causing Culpepper to fumble . . . That sack of Culpepper gave Taylor 57.5 in his career and moved him past Trace Armstrong into fifth place among the Dolphins' all-time sack leaders . . . His shared sack of Culpepper gave him 18.5 sacks for the season, tying him for the Dolphins' all-time single season sack record along with Bill Stanfill, who had 18.5 sacks in 1973.



**2001** — Signed a six-year contract through the 2006 season on July 23, 2001 . . . Started all 16 regular season games at right defensive end . . . Was fourth on the club with a career-high 86 tackles (60 total), which ranked first among the team's linemen and surpassed his previous career-high of 68 set in 2000 . . . Led team in sacks with 8.5 for 44.5 yards in losses and collected a team-best 25 quarterback hurries . . . Also produced an interception, four fumble recoveries including one for a touchdown, four forced fumbles and seven passes defended, which led the Dolphins' linemen . . . Was named a second-team All-Pro by the Associated Press . . . Had five tackles, including a sack and a pass defended, in opener at Tennessee (9/9) . . . Recorded four tackles, a sack and two fumble recoveries vs. New England (10/7) . . . Picked up a loose ball at the Patriots' 1 and scored the third touchdown via a fumble return in his career . . . Posted a season-high nine tackles at N.Y. Jets (10/14) . . . Had eight tackles and a sack at Seattle (10/28) . . . Notched four tackles, a sack, a pass defended and a forced fumble vs. Carolina (11/4) . . . The sack in the Panthers contest was the 35th of his career, tying him with Manny Fernandez for ninth on the Dolphins' all-time chart . . . The following week at Indianapolis (11/11), tallied five tackles, a sack, a forced fumble and a fumble recovery . . . Recovered a Dominic Rhodes fumble at the Dolphins' 41 with 10:50 to play and Miami trailing 24-20 . . . The Dolphins then embarked on a seven-play drive which ended with a 29-yard TD pass from Jay Fiedler to Chris Chambers for the winning score in a 27-24 victory . . . Posted four tackles, a season-high 1.5 sacks and a forced fumble at Buffalo (11/25) . . . Recorded four tackles, a sack and an interception in Monday night win over Indianapolis (12/10), as he picked off a Peyton Manning pass . . . Had a half-sack in season finale vs. Buffalo (1/6/02), giving him 39.5 in his career and tying him with Kim Bokamper and Bob Baumhower for the sixth-highest total in Dolphins history . . . Started First-Round Playoff game vs. Baltimore . . . Recorded 10 tackles (6 solo) . . .

**FUMBLE RECOVERIES:** In 2001, Taylor recovered four opponents' fumbles, tied for the third-highest single-season total in franchise history . . . It marked the second year in-a-row that he recovered that many fumbles . . .

## DOLPHINS SINGLE-SEASON FUMBLE RECOVERY LEADERS

PLAYER	YEAR	NO.
1. Dick Anderson	1972	6
2. Bud Brown	1985	5
3. JASON TAYLOR	2000	4
JASON TAYLOR	2001	4
9 other times		4

**2000** — Started all 16 games at right defensive end . . . Registered a career-high 68 total tackles (46 solo), including a career-best 14.5 sacks for 92 yards lost . . . Also had an interception, four fumble recoveries, a forced fumble and five passes defended . . . Tackle total ranked sixth on the team and first among linemen . . . Sack total was second on the squad, trailing only DE Trace Armstrong, who tallied 16.5 . . . It also was the second-highest figure in the AFC and fifth in the NFL in 2000 . . .

**SACKS:** Recorded a sack in 11 of Miami's 16 games in 2000, including three contests with two or more . . . Sack total of 14.5 established a new career-high to that point, surpassing his previous best of nine, which he first set in 1998 . . . Taylor's sack total was the fourth-highest single-season figure in club history at that time, and now fifth . . .

**SACK STREAK:** Taylor recorded a sack in six straight games in 2000 (5-10), tying the Dolphins team record for most consecutive games with a sack to that point, and now the second-longest such streak . . . The record of six was first set by Doug Betters, who accomplished the feat in 1983 (games 7-12) . . . Taylor was one of two Dolphins to record sacks in four or more consecutive contests in 2000, as Trace Armstrong had one in each of the first four outings . . .

**SACK TANDEM:** In 2000, Trace Armstrong (16.5) and Jason Taylor (14.5) totaled 31 sacks, the highest sack total by a duo in Dolphins history . . . Armstrong and Taylor ranked first and second, respectively, in the AFC in sacks in 2000, marking only the second time since sacks became an official statistic in 1982 that teammates finished 1-2 in a conference in sacks . . . In 1996, Carolina's Kevin Greene finished first in the NFC with 14.5 sacks while Lamar Lathon tied for second with 13.5 sacks . . . Armstrong and Taylor's total of 31.0 sacks were the most sacks by a tandem from the same team in the NFL in 2000:

## TOP NFL SACK TANDEM IN 2000

TEAM	PLAYER	SACKS	PLAYER	SACKS	TOTAL
1. MIA.	TRACE ARMSTRONG	16.5	JASON TAYLOR	14.5	31.0
2. T.B.	Warren Sapp	16.5	Marcus Jones	13.0	29.5
3. N.O.*	La'Roi Glover	17.0	Joe Johnson	12.0	29.0
4. Phil.	Hugh Douglas	15.0	Corey Simon	9.5	24.5
5. Pitts.	Jason Gildon	13.5	Joey Porter	10.5	24.0

\* Only one tandem per team is included, and does not include Darren Howard of New Orleans (11 sacks)

**PRO BOWL:** Was voted as a starter to the AFC Pro Bowl squad, the first such honor of his NFL career . . . Was one of seven Dolphins to be voted to the game, the most representatives from the Dolphins since the 1984 season . . . Was voted as a starter along with Armstrong, the first time that teammates have been chosen to start at defensive end in the Pro Bowl since the 1992 season (1993 Pro Bowl) when Philadelphia's Reggie White and Clyde Simmons were picked . . .

**POSTSEASON HONORS:** Following the season Taylor was selected as a first-team All-Pro by AP, Pro Football Weekly, The Sporting News and USA Today . . . Was a first-team All-AFC choice by Football News . . . Was a second-team All-Pro by College & Pro Football Newsweekly . . . Was named the Dolphins' Most Valuable Player in a vote of South Florida media and the fans . . . His sack of Akili Smith at Cincinnati (10/1/00) and subsequent forced fumble, fumble recovery and 29-yard touchdown return was voted as the Outstanding Defensive Play of the 2000 season in a vote of fans on NFL.com . . .

**GAME HIGHLIGHTS:** Against Baltimore (9/17), tallied six tackles, including 2.5 sacks, the second-highest single-game total of his NFL career and his fourth career game with two or more sacks . . . Part of a defensive effort that held the Ravens to six points and 262 total net yards in Miami's 19-6 victory . . . Had six tackles, a sack, a fumble recovery and a forced fumble, and was awarded a defensive game ball at Cincinnati (10/1) . . . That game began a streak of six consecutive contests in which he had at least one sack . . . The sack, fumble recovery and forced fumble all came on the same play as he stripped the ball from Bengals QB Akili Smith, picked it up at the Bengals' 29 and raced into the end zone as time expired in the first half . . . The touchdown brought the Dolphins to within three points of the lead at 13-10 . . . The play was voted as the best defensive play of the year in the NFL in a vote of fans on NFL.com . . . It was the second touchdown of Taylor's career, with the first being a four-yard fumble return for a score on September 13, 1999 at Denver after picking up a Brian Griese fumble . . . Notched five tackles, including a pair of sacks for the fifth multiple sack game of his career, at Detroit (11/5) . . . Had four tackles, a sack and a pass defended at San Diego (11/12) . . . It marked the sixth straight game in which he had a sack, tying Doug Betters' club record for most consecutive contests with a sack (now second) . . . At Buffalo (12/3), posted six tackles, including a career-high three sacks, surpassing his previous best of 2.5, which he accounted for in week three of the '00 season, against Baltimore . . . Earned a defensive game ball . . . The game ended a streak in which he went two straight weeks without recording a sack . . . Part of a defense that held Buffalo to just 196 yards of total offense . . . In season-ending win at New England (12/24), posted his first interception of the season and the second of his career, as he picked off a Drew Bledsoe pass in the second quarter and returned it two yards to the Patriots' 12, setting up an Olindo Mare field goal . . . Tallied three passes defended on the day . . . Started both playoff games following the 2000 season at right end . . . Collected nine tackles.

**1999** — Started all 15 games in which he played at right defensive end . . . Was inactive for one contest . . . Finished the year with 55 total tackles (32 solo), 2.5 sacks for 19.5 yards in losses, one interception, two fumble recoveries, including one for a touchdown, and four passes defended . . . Also added seven special teams tackles over the course of the season . . . First NFL touchdown came in season-opener at Denver (9/13) when he recovered a Brian Griese fumble forced by Rich Owens and returned it four yards for a score . . . Had six tackles, a sack and a forced fumble vs. Philadelphia (10/24) . . . Had two tackles, including a sack, at Oakland (10/31) . . . Posted a season-high seven tackles at Buffalo (11/14) . . . First career interception occurred when he picked off a Drew Bledsoe pass vs. New England (11/21) . . . Was inactive vs. San Diego (12/19) with a sprained right ankle sustained the previous week vs. N.Y. Jets . . . Started both playoff games following the 1999 season at right end . . . Totaled three tackles.



**1998** – Played in all 16 regular season games, starting 15 of them . . . Opened 14 contests at right end and one on the left side . . . Finished with 52 total tackles, nine sacks for 37 yards lost, a team-high four forced fumbles and nine passes defended . . . Nine sacks were second on the club, trailing only Trace Armstrong's 10.5 . . . The total also was ninth-most in the AFC . . . Nine passes defended were fifth on the club and the most among linemen . . . Put together three multiple-sack games on the year . . . Played in a reserve role in season-opener at Indianapolis (8/31) due to a partial tear of the distal third of the sartorius tendon in his left knee (tendon located behind the knee) that he sustained during the preseason . . . Tallied three tackles and a sack in the Colts game . . . Notched seven tackles, including two sacks, vs. Buffalo (9/13), marking the first multiple sack game of his career . . . His two sacks were among eight by the Dolphins that day, tied for the second-highest single-game total in club history . . . Posted three tackles, two sacks and a forced fumble at N.Y. Jets (10/4) . . . Registered a season-high eight tackles and a pass defended vs. New England (10/25), when the Dolphins held the Patriots without a touchdown in a 12-9 overtime victory . . . Was awarded a defensive game ball for his performance . . . Recorded five tackles, a sack and two passes defended at Carolina (11/15) as the Dolphins held the Panthers without a touchdown in a 13-9 win . . . Was awarded a defensive game ball for his efforts in that contest as well . . . Had five tackles, two sacks and a forced fumble at Oakland (12/6) . . . His two sacks were among eight on the day by Miami as a team, tied for the second-highest single-game total in franchise history, and Taylor received a defensive game ball . . . Registered seven tackles and a sack vs. Denver (12/21) . . . Sustained a fractured right clavicle in the first half of season finale at Atlanta (12/27) . . . Was placed on Injured Reserve on December 29, and missed both of Miami's playoff games following the 1998 season . . .

**SACKS OVER FIRST TWO YEARS:** In his first two seasons, Taylor accumulated 14 sacks, tied for the third-highest total ever by a Dolphin in his first two NFL seasons:

### MOST SACKS BY A DOLPHIN IN HIS FIRST TWO NFL SEASONS

PLAYER	FIRST-YEAR SACKS	SECOND-YEAR SACKS	TOTAL SACKS
1. Bryan Cox	2.0 (1991)	14.0 (1992)	16.0
2. A.J. Duhe	7.0 (1977)	8.0 (1978)	15.0
3. <b>JASON TAYLOR</b>	<b>5.0 (1997)</b>	<b>9.0 (1998)</b>	<b>14.0</b>
Bill Stanfill	8.0 (1969)	6.0 (1970)	14.0
5. Lorenzo Bromell	8.0 (1998)	5.0 (1999)	13.0

**1997** – Played in 13 games with 11 starts at right defensive end as a rookie . . . Was inactive for three contests with a fractured right forearm . . . Finished with 50 total tackles (43 solo), five sacks for 37 yards lost, two fumble recoveries, two forced fumbles and three passes defended . . . Also came up with six special teams tackles on the year . . . Sack total tied with Derrick Rodgers and Tim Bowens for second on the squad . . . His five sacks tied Rodgers for the fourth-most ever by a Dolphins rookie at the time (now fifth), and they tied for fourth among NFL rookies in 1997, along with Minnesota's Dwayne Rudd:

### ROOKIE SACK LEADERS

#### MOST SACKS BY A DOLPHINS ROOKIE

PLAYER	YEAR	SACKS
1. Bill Stanfill	1969	8.0
Lorenzo Bromell	1998	8.0
3. A.J. Duhe	1977	7.0
4. Marco Coleman	1992	6.0
5. <b>JASON TAYLOR</b>	<b>1997</b>	<b>5.0</b>
Derrick Rodgers	1997	5.0

#### MOST SACKS BY AN NFL ROOKIE IN 1997

PLAYER	TEAM	SACKS
1. Peter Boulware	Balt.	11.5
2. Kenny Holmes	Tenn.	7.0
3. Mark Smith	Ariz.	6.0
4. <b>JASON TAYLOR</b>	<b>MIA.</b>	<b>5.0</b>
Derrick Rodgers	Mia.	5.0
Dwayne Rudd	Minn.	5.0

In addition, Taylor and Rodgers' combined ten sacks made them the second-most productive rookie sack tandem in Dolphins history (now tied with Lorenzo Bromell and Kenny Mixon, who also tallied ten sacks in 1998), trailing only A.J. Duhe (7) and Bob Baumhower (4), who combined for 11 in 1977 . . . Their total was second among rookie sack tandems in the NFL in 1997:

## TOP NFL ROOKIE SACK TANDEM IN 1997

TEAM	PLAYER	SACKS	PLAYER	SACKS	TOTAL
Balt.	Peter Boulware	11.5	Jamie Sharper	3.0	14.5
MIAMI	JASON TAYLOR	5.0	DERRICK RODGERS	5.0	10.0
Tenn.	Kenny Holmes	7.0	Pratt Lyons	2.5	9.5
Ariz.	Mark Smith	6.0	Ty Howard	1.0	7.0
Wash.	Greg Jones	3.5	Derek Smith	2.0	5.5

**GAME HIGHLIGHTS:** Made his NFL debut in season-opener against Indianapolis (8/31) when he started at right defensive end . . . Tied for second on the team with a season-high ten total tackles . . . Included in that total was the first sack of his career, as he dropped QB Jim Harbaugh for an eight-yard loss . . . Tallied seven tackles, including an eight-yard sack of QB Neil O'Donnell, at N.Y. Jets (10/12), when he also knocked down a pass . . . Sustained a fractured right forearm during practice on October 16 . . . Underwent surgery to reduce and stabilize the fracture on October 17 by Dr. John Uribe at HealthSouth Doctors' Hospital in Coral Gables . . . Was inactive for each of the next three games with the injury . . . Returned to action in a reserve role vs. N.Y. Jets (11/9), wearing a cast to protect the fracture . . . Recorded a pair of tackles in the game . . . Suffered a dislocated left thumb in practice on November 19 . . . Returned to starting lineup at right end at New England (11/23), while wearing a cast on his right forearm and another to protect his left thumb . . . Came up with six tackles, including a sack, in the Patriots game . . . Recovered a fumble vs. Detroit (12/7) . . . Registered three tackles, including a sack and a forced fumble, at Indianapolis (12/14) . . . The sack and the forced fumble occurred on the same play, as he stripped the ball from Colts QB Jim Harbaugh after a two-yard loss, and the loose ball was recovered by Shawn Wooden . . . Opened at right end in First-Round Playoff game at New England (12/28) . . . Was credited with three tackles . . . The first of four third-round draft choices by Miami (73rd overall) in 1997 . . .

**POSTSEASON ROOKIE HONORS:** Earned several postseason all-rookie accolades . . . Was named to the all-rookie teams for Pro Football Weekly, College & Pro Football Newsweekly and Football News . . . Was also named as the Dolphins' Newcomer of the Year in a vote of the South Florida media.

## COLLEGE

Was a four-year letterman (1993-96) and three-year starter at Akron . . . Was a first-team All-Mid-America Conference choice as a senior, when he started at left defensive end . . . Tallied 64 tackles (43 solo), and led team with ten sacks and 18 stops for loss . . . Added four fumble recoveries, three forced fumbles, six passes defended and also caught a pass for a score . . . Earned National Defensive Player of the Week honors for his performance against Virginia Tech when he posted 12 tackles, two sacks, two fumble recoveries, three stops for loss and tackled a punt returner in the end zone for a safety . . . Was an honorable mention All-America pick and a first-team All-MAC selection as a junior, when he started at weakside linebacker . . . Led team with 99 tackles . . . Added five sacks, 11 tackles for loss, three forced fumbles, a fumble recovery, five passes defended and an interception . . . Played in all 11 contests with nine starts at weakside linebacker in his sophomore campaign . . . Had 70 tackles, and led team with six sacks and four stops for loss . . . Also had an interception . . . Saw reserve action as a redshirt freshman . . . Finished with 46 tackles, including two for loss, one fumble recovery, one forced fumble, an interception and two passes defended . . . Also lettered on the Akron basketball team . . . Majored in political science/criminal justice.

## PERSONAL

Married to Katina, couple resides in Davie, Fla., with their son, Isaiah Paul . . . Was home-schooled during high school, although he played sports for Woodland Hills High School in Pittsburgh, Pa . . . Earned All-Western Pennsylvania Interscholastic Athletic League honors by Pittsburgh Press Gazette and Gateway Press his senior season as a tight end and free safety . . . Also lettered in basketball . . . This past offseason, appeared on the ESPN game show, "Hearsay" . . . In June 2003, became the first spokesman for the Neutrogena Men brand of skin, hair and body care products . . . He and his Davie home were featured on "MTV Cribs"



in 2002 . . . Had cameo appearances on television show "Lawless", starring Brian Bosworth on FOX-TV (show was cancelled before episode aired) . . . Has done work with children's hospitals in Pittsburgh and Akron . . . Has participated in events benefiting the Cystic Fibrosis Foundation and the Miami Project to Cure Paralysis . . . Has assisted in building houses in Miami for Habitat for Humanity . . . Prior to the 1999 season, released his own calendar with a portion of the proceeds going to benefit First Book, a national non-profit organization committed to giving children the opportunity to read and own their first new books . . . Each of the last three years, has been a member of the "Crunch on Paralysis" team, along with Trace Armstrong and Zach Thomas, that made a donation for every sack and tackle they made to the Miami Project to Cure Paralysis . . . Combined, the three donated nearly \$52,000 to the Miami Project, in 2000, while Taylor and Thomas' contribution totaled more than \$39,000 in 2001, and \$46,000 in 2002 with Smirnoff doubling that amount . . . For their efforts, the three were named the winner of the team's Community Service Award for 2000 . . . This past May, along with teammate Zach Thomas, was part of a USO/NFL Tour in which he visited various military bases and hospitals in Germany . . . Was part of a similar tour in June in which he visited Kuwait and Iraq, including Baghdad, along with Eagles RB Duce Staley and a group of entertainers which included Robert DiNiro, Alyssa Milano, Gary Sinise, John Stamos, Rebecca Romijn-Stamos, Wayne Newton, Kid Rock and Lee Ann Womack . . . Enjoys playing golf, boating and riding his Harley in spare time . . . Lists "Gladiator" as favorite movie, "The Sopranos" as favorite television show and The Bible as favorite book . . . Full name is Jason Paul Taylor, born September 1, 1974, in Pittsburgh, Pa.

### JASON TAYLOR'S NFL REGULAR SEASON STATISTICS

YEAR	TEAM	G-S	TACK.	ASST.	TOTAL	FUM. REC.	FOR. FUM.	QB SACK	YDS LOST
1997	Miami	13-11	43	7	50	2	2	5	37
1998	Miami	16-15	37	15	52	0	4	9	37
1999	Miami	15-15	32	23	55	2	0	2.5	19.5
2000	Miami	16-16	46	22	68	4	1	14.5	92
2001	Miami	16-16	60	26	86	4	4	8.5	44.5
2002	Miami	16-16	56	20	76	2	7	18.5	162.5
<b>6-YEAR TOTALS</b>		<b>92-89</b>	<b>274</b>	<b>113</b>	<b>387</b>	<b>14</b>	<b>18</b>	<b>58</b>	<b>392.5</b>

### JASON TAYLOR'S NFL PLAYOFF STATISTICS

YEAR	TEAM	G-S	TACK.	ASST.	TOTAL	FUM. REC.	FOR. FUM.	QB SACK	YDS LOST
1997	Miami	1-1	2	1	3	0	0	0	0.0
1998	Miami				INJURED RESERVE				
1999	Miami	2-2	3	0	3	0	0	0	0.0
2000	Miami	2-2	7	2	9	0	0	0	0.0
2001	Miami	1-1	6	4	10	0	0	0	0.0
<b>PLAYOFF TOTALS</b>		<b>6-6</b>	<b>18</b>	<b>7</b>	<b>25</b>	<b>0</b>	<b>0</b>	<b>0</b>	<b>0.0</b>

### ADDITIONAL STATS

**Interceptions:** 1 for 0 yards in 1999, 1 for 2 yards in 2000, 1 for 4 yards in 2001 for total of 3 for 6 yards

**Fumbles Returned For Touchdowns:** 4 yards at Denver (9/13/99); 29 yards at Cincinnati (10/1/00); 1 yard vs. New England (10/7/01)

**Passes Defensed:** 3 in 1997, 9 in 1998, 4 in 1999, 5 in 2000, 7 in 2001, 8 in 2002 for total of 36

**Special Teams Tackles:** 6 in 1997, 7 in 1999, 2 in 2000, 1 in 2002 for total of 16 (P-2)

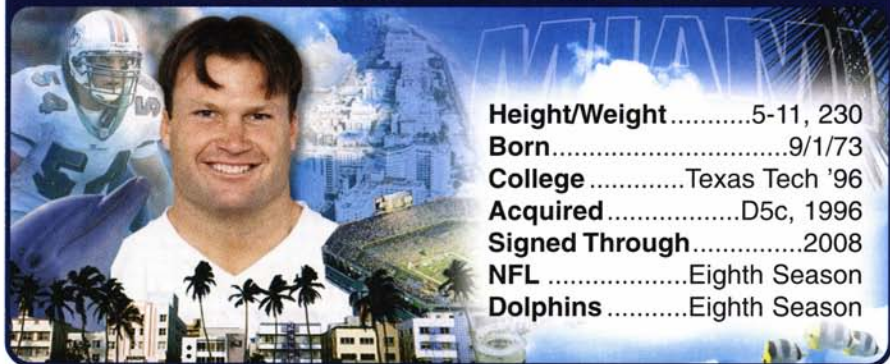
### SINGLE-GAME HIGHS

**Most Sacks:**

- 3.0 at Buffalo, 12/3/00
- 3.0 vs. Oakland, 12/15/02
- 2.5 vs. Baltimore, 9/17/00
- 2.0 vs. Buffalo, 9/13/98
- 2.0 at N.Y. Jets, 10/4/98
- 2.0 at Oakland, 12/6/98
- 2.0 at Detroit, 11/5/00
- 2.0 vs. New England, 10/6/02

2.0 at Denver, 10/13/02  
2.0 vs. San Diego, 11/24/02  
2.0 at Buffalo, 12/1/02

## Zach Thomas • 54 • Linebacker



Height/Weight ..... 5-11, 230  
Born ..... 9/1/73  
College ..... Texas Tech '96  
Acquired ..... D5c, 1996  
Signed Through ..... 2008  
NFL ..... Eighth Season  
Dolphins ..... Eighth Season

### PRO CAREER

**2002** — Signed a five-year contract extension through the 2008 season on March 28, 2003 . . . Started all 16 games at middle linebacker . . . Along with CB Sam Madison and DE Jason Taylor, was chosen as a tri-captain on defense in a vote of his teammates . . . Led the team in tackles for the sixth time in his seven seasons . . . Set a new career-high for tackles as he posted 195 total stops (124 solo), surpassing his previous best of 180, achieved in both 1996 and 2001 . . . It also marked the second-highest single-season total in franchise history, trailing only the 217 tackles that Steve Towle accumulated in 1976 . . . Represented the seventh time in his seven NFL seasons that he reached the 100-tackle plateau . . . Recorded double-digit tackle figures in a game 13 times during the course of the season, including a string of 11 in a row (4-14) . . . On the year, added a half-sack, an interception, a fumble recovery and five passes defended . . . Led the team in tackles on 13 occasions as well . . . Notched 15 tackles in 21-13 win at Indianapolis (9/15) . . . Tallied a team-high ten tackles at Kansas City (9/29), marking a stretch of 11 straight games in which he accounted for double-digit tackle totals . . . Led club with 13 tackles in 24-22 Sunday night win at Denver (10/13) . . . Topped the team's tackle chart the following week vs. Buffalo (10/20) with 16 stops, including a half-sack for 5.5 yards lost . . . Recorded 17 tackles in Sunday night contest at N.Y. Jets (11/10), as the Dolphins held New York to just 97 rushing yards and a 3.0-yard average per carry . . . Played in the 100th regular season game of his NFL career in 30-3 victory over San Diego (11/24) . . . Collected 11 tackles in that game as the Dolphins held the Chargers to just 144 yards of total offense, the lowest output by a Dolphins opponent in '02 . . . Also came up with his lone interception of the year as he picked off a Drew Brees pass . . . Was awarded a defensive game ball in the Dolphins' 23-17 win over the eventual AFC champion Oakland Raiders (12/15), as he produced 10 tackles . . . Posted a regular season career-high 21 tackles in season-finale at New England (12/29), when he also came up with a pass defended and his only fumble recovery of the year . . . His tackle total in that game surpassed his previous single-game regular season best of 19 tackles, which he attained on November 1, 1998 at Buffalo . . .

**PRO BOWL:** Was selected as a starter for the AFC Pro Bowl squad, the fourth straight time that he was chosen to the Pro Bowl and his second as a starter . . . One of seven Dolphins selected, tied for the second-most in team history (2000), trailing only the eight that were chosen following the 1984 season . . . Along with CB Sam Madison, they became the first Dolphins selected to four straight Pro Bowl squads since T Richmond Webb earned the honor seven times in a row, from 1990-96 . . . They are the first Dolphin defenders chosen to the Pro

### F I N I S F A C T

In 2000, Zach opened a health and fitness center in Amarillo, Texas named "Zach's Club 54", which is run by his brother and former Texas Tech teammate, Bart.





Bowl four consecutive times since LB John Offerdahl was voted five straight seasons (1986-90) ... Led the AFC with five tackles in the '03 game, in addition to accounting for an interception, as the AFC recorded a 45-20 victory ...

**POSTSEASON HONORS:** Following the season, was a first-team All-Pro selection by the Associated Press and a first-team All-AFC choice by Pro Football Weekly ...

**CAREER TACKLES:** In his career, has recorded 1,031 total tackles, including 779 solo stops ... Has reached the 100-tackle plateau in each of his seven NFL seasons ... Has led the Dolphins in tackles in six of his seven seasons, including each of his first four ... In fact, his season totals from five of those seasons (1996, '98-99, 2001-02) all rank among the top ten figures in Dolphins history:

### ALL-TIME DOLPHINS SINGLE-SEASON TACKLE LEADERS

PLAYER	YEAR	TACKLES	PLAYER	YEAR	TACKLES
1. Steve Towle	1976	217	6. Earnie Rhone	1981	171
2. <b>ZACH THOMAS</b>	2002	195	7. <b>ZACH THOMAS</b>	1999	167
3. <b>ZACH THOMAS</b>	1996	180	8. Steve Towle	1975	164
4. <b>ZACH THOMAS</b>	2001	180	9. Nick Buoniconti	1973	162
5. Rusty Chambers	1979	178	10. <b>ZACH THOMAS</b>	1998	160

**SINGLE-SEASON TACKLE LEADERS:** When Thomas topped the team's chart in 2002, it was a feat he accomplished for the sixth time in his seven seasons with the Dolphins ... In the process, he moved past Nick Buoniconti to take over sole possession of first place in the club's record book for most seasons leading the team in tackles:

### MOST SEASONS LEADING THE DOLPHINS IN TACKLES

PLAYER, POS.	YEARS	NO.	PLAYER, POS.	YEARS	NO.
1. <b>ZACH THOMAS, LB</b>	1996-02	6	4. Steve Towle, LB	1975-80	3
2. Nick Buoniconti, LB	1969-76	5	John Offerdahl, LB	1986-93	3
3. Bryan Cox, LB	1991-95	4	6. 3 different players		2

**CAREER INTERCEPTIONS:** Over the course of his seven-year career, Thomas has intercepted 12 passes, second all-time among Dolphins linebackers, trailing only Earnie Rhone, who had 14 ... Of his 12 career interceptions, four have been returned for touchdowns: a 34-yard TD return of a Neil O'Donnell interception on September 9, 2001 at Tennessee; a one-yard return of a Donald Hollas interception on December 6, 1998 at Oakland; a 17-yard return of a Kordell Stewart pass on September 20, 1998 vs. Pittsburgh; and a 26-yard return of a Chris Chandler pass on November 17, 1996 at Houston ... Thomas has four of the seven interception returns for touchdowns by a linebacker in club history, the other three being by Tom Erlandson (26 yards at Denver on December 4, 1966), A.J. Duhe (35 yards in the AFC Championship game against the N.Y. Jets on January 23, 1983) and Robert Jones (14 yards at Oakland on December 6, 1998). ... Thomas' four interception returns for scores is a Dolphins record, one ahead of Dick Anderson, who accounted for three ... Thomas is the only linebacker and, along with DE Bill Stanfill (2), one of only two non-defensive backs in team history to return two or more interceptions for touchdowns:

### MOST INTERCEPTION RETURNS FOR TOUCHDOWNS IN DOLPHINS HISTORY

PLAYER	YEARS	NO.
1. <b>ZACH THOMAS</b>	1996-02	4
2. Dick Anderson	1968-77	3
3. 11 different players		2

In addition, Thomas' four returns for touchdowns are tied with many others for third in NFL history among linebackers ... Among linebackers who were active in 2002, Thomas' four interception returns for touchdowns are tied for first along with Derrick Brooks, Dexter Coakley, Mo Lewis and Darrin Smith:

## MOST INTERCEPTION RETURNS FOR TOUCHDOWNS BY LINEBACKERS IN NFL HISTORY

PLAYER	YEARS	TEAMS	NO.
1. Bobby Bell	1963-74	Kansas City	6
2. Jack Pardee	1957-72	L.A. Rams, Wash.	5
3. ZACH THOMAS	1996-02	MIAMI	4
many other players			4

**2001** – Started all 15 games in which he played at middle linebacker . . . Tied a career-high (since surpassed) that he first set in his rookie season of 1996 with 180 total tackles (112 solo) . . . Added three sacks for 27 yards lost, two interceptions for 51 yards and a touchdown, two forced fumbles and six passes defended . . . Topped the team's tackle chart on 12 occasions during the course of the year . . . Along with CB Sam Madison, was chosen as a co-captain on defense in a vote of his teammates . . . In opener at Tennessee (9/9), led team with 12 tackles while also picking off a Neil O'Donnell pass and returning it 34 yards for a touchdown, the tenth interception of his career and his fourth for a touchdown, breaking the club's career mark which he had shared with Dick Anderson . . . For his performance, was named AFC Defensive Player of the Week . . . Led club with 15 stops, while adding two passes defended, in win vs. Oakland (9/23), as the Dolphins held the Raiders to just 216 yards of total offense . . . Recorded nine tackles, 1.5 sacks and a forced fumble at N.Y. Jets (10/14) marking the first time in his career he had tallied more than one sack in a game . . . Recorded a team-high 12 tackles at Indianapolis (11/11) . . . Also picked off a Peyton Manning pass that he returned 17 yards . . . Interception occurred in the third quarter and led to an Olindo Mare 31-yard field goal on the third play of the fourth quarter as the Dolphins closed their deficit to 24-20 in a game they went on to win, 27-24 . . . Posted a total of 55 tackles over his final three games of the year . . . This included 18 tackles at San Francisco (12/16), a season-high 19 stops at New England (12/22) and 18 tackles vs. Atlanta (12/30), in which the Dolphins limited the Falcons to 226 yards of total offense and clinched a playoff berth in the process . . . In the Falcons game, registered 1.5 sacks, tying a career-best that he first achieved in the Jets game on October 14 . . . Also included among his 18 tackles were three critical goal-line stops . . . Combined with Morlon Greenwood to tackle Maurice Smith on second-and-goal from the two-yard line with 4:24 left in the third quarter . . . Two plays later, stopped Smith on fourth-and-goal from the one-yard line . . . Teamed with Kenny Mixon to deny Bob Christian on third-and-goal from the 1 with 1:13 to play in the game . . . Was honored as the AFC Defensive Player of the Week for his performance against the Falcons . . . Was inactive for season finale vs. Buffalo (1/6/02) with a cervical and right shoulder strain . . . Started First-Round Playoff game vs. Baltimore (1/13/02) at middle linebacker . . . Led team with a career-high 22 total tackles (14 solo) . . .

**PLAYER OF THE WEEK:** Thomas was named AFC Defensive Player of the Week on two occasions in 2001 . . . He was cited in Week 1 (31-23 win at Tennessee, 9/9) and in Week 16 (21-14 win vs. Atlanta) . . . They marked the first two Player of the Week awards in Thomas' NFL career . . . When he earned the accolade in the season-opening win over the Titans, he became the first Dolphins linebacker to do so since Derrick Rodgers in Week 7 of 1997 (at N.Y. Jets, 10/12) . . . He was the first Dolphins defender to win the award since S Brian Walker in Week 11 of 2000 (at San Diego, 11/12) . . .

**POSTSEASON HONORS:** Was chosen as a reserve for the AFC Pro Bowl squad, although he was not able to play . . . It marked his third consecutive selection, and along with CB Sam Madison, who also was picked, they became the first Dolphins to earn this honor three or more seasons in a row since T Richmond Webb went seven straight years (1990-96) . . . They were the first Dolphins defensive players to be picked three consecutive times since LB John Offerdahl was voted five straight times (1986-90) . . . Was named a second-team All-Pro by the Associated Press . . . Was named the team's MVP in a vote of South Florida media and fans . . . Named as the captain of the "All-Iron Team" as selected by CBS analyst Phil Simms . . . In addition, Thomas was honored with the first PFWA Dolphins Chapter "Good Guy" Award, which is presented annually to a player for his cooperation with the media.

**2000** – Started all 11 games in which he played at middle linebacker . . . Was inactive for five games with a sprained right ankle . . . Despite missing five full games with the injury, finished second on the team with 100 total tackles (64 solo) . . . Added 1.5 sacks, an interception, two passes defended and a fumble recovery . . . Led the team in tackles on six occasions and reached double-digit tackle totals four times during the course of the year . . . Recorded a game-high 11 tackles, including a half-sack, in season-opening shutout win over Seattle (9/3) . . .



Posted a team and season-high 12 stops two weeks later in 19-6 win over Baltimore (9/17) ... Notched nine tackles and a fumble recovery in 10-3 victory over New England (9/24) before leaving the game early with a sprained right ankle ... Was inactive the following week at Cincinnati (10/1) ... The Bengals game marked just the second in his career he had missed to that point, with the first being on August 31, 1997 against Indianapolis when he was recovering from a fractured left fibula ... By sitting out against the Bengals, it also snapped a string of 51 consecutive contests in which he had played and started ... Returned to action in 22-13 win vs. Buffalo (10/8) and topped team's tackle chart with seven ... Re-aggravated his sprained right ankle at N.Y. Jets (10/23) when he registered nine tackles ... Was then inactive for each of the next four games: vs. Green Bay (10/29), at Detroit (11/5), at San Diego (11/12) and vs. N.Y. Jets (11/19) ... Returned to the field for 17-14 win at Indianapolis (11/26) and led the team with ten stops ... Was credited with seven tackles, including his only sack of the year, vs. Tampa Bay (12/10) ... In season-ending win at New England (12/24), which clinched the AFC East title for the Dolphins, turned in a nine-tackle performance, which included his only interception of the year ... That came with 3:44 to play in the game when he picked off a Drew Bledsoe pass, leading to the Dolphins' game-winning drive that culminated with an Olindo Mare field goal ... The interception also was the ninth of his career, moving him past Nick Buoniconti, Larry Gordon and Bob Matheson into sole possession of second on the Dolphins' career list for interceptions among linebackers, trailing only Earnie Rhone (14) ... Started both playoff games following the 2000 season at middle linebacker ... Led the team in the postseason with 19 total tackles (14 solo), including 12 in Divisional contest at Oakland (1/6/01) ...

**PRO BOWL:** Was selected by Raiders Coach Jon Gruden as the "need" player for the AFC Pro Bowl squad ... It marked Thomas' second straight Pro Bowl selection, becoming the first Dolphins linebacker selected to play in the Pro Bowl in consecutive seasons since Bryan Cox from 1994-95 ... In addition, Thomas was one of seven Dolphins to play in the Pro Bowl following the 2000 season, the most representatives by the team since they also had seven following the 1984 campaign ...

**1999** — Signed a new five-year contract through the 2003 season on February 12, 1999 ... Started all 16 regular season games at middle linebacker for the second straight year and third time in his four NFL seasons ... Led the team in tackles for the fourth consecutive campaign, as he tallied 167 total stops (117 solo), a figure which was the second-most of his NFL career to that point, now fourth ... It also ranked as the fifth-highest in Dolphins history, now seventh ... Was selected to the first Pro Bowl of his career, and started in the game ... Thomas became the third Dolphin in team history to lead the club in tackles four or more straight seasons, joining Nick Buoniconti (1969-73) and Bryan Cox (1992-95) ... In a vote of his teammates, was selected as a permanent co-captain on defense along with cornerback Sam Madison ... Also had one sack, an interception, a forced fumble and a career-high 12 passes defended ... Led the team in tackles 13 times during the course of the season and recorded double-digit tackle totals nine times ... Led the Dolphins with 12 tackles, including his only sack of the season, in opener at Denver (9/13) ... Tallied 12 stops the following week vs. Arizona (9/19) when he also intercepted a Jake Plummer pass and knocked down three passes ... The interception was the eighth of Thomas' career, tying him for second all-time among Dolphins linebackers, along with Nick Buoniconti, Larry Gordon and Bob Matheson, and trailing only Earnie Rhone, who had 14 ... Had 11 tackles, a pass defended and a forced fumble at Indianapolis (10/10) ... The forced fumble occurred when he stripped the ball from Edgerrin James on first-and-goal from the one ... Daryl Gardener picked up the loose ball and returned it 33 yards to the 35 ... Had 14 tackles in consecutive weeks, vs. Tennessee (11/7) and at Buffalo (11/14) ... Two weeks later, notched a season-high 16 stops on Thanksgiving Day at Dallas (11/25) ... Registered 15 tackles vs. San Diego (12/19) ... Started both playoff games following the 1999 season at middle linebacker ... Led the team in the postseason with 19 total tackles (16 solo), including a sack and two passes defended ... Had nine tackles and the first sack of his postseason career in First-Round victory at Seattle (1/9/00) ...

**POSTSEASON HONORS:** Was voted to the first Pro Bowl of his career, and started in the game, joining fellow Dolphins cornerback Sam Madison and kicker Olindo Mare ... The three selections marked the most by the Dolphins since the 1995 season when the team had four players chosen ... He became the sixth Dolphins linebacker to be selected, and the first since Bryan Cox in 1995 ... In addition, Thomas was a first-team All-Pro selection by the Associated Press ... Also in a vote of his teammates, Thomas was the winner of the Dolphins Leadership Award for 1999, the first player in team history to win the award more than once.

**1998** — Started all 16 regular season games at middle linebacker ... Finished the year with 160 total tackles (124 solo), two sacks for 16 yards lost, three interceptions for 21 yards in

returns, including two for touchdowns, two forced fumbles and ten passes defended . . . Marked the third straight year in which he led the team in tackles, just the fourth Dolphin to achieve that feat and the first since Bryan Cox did it from 1992-95 . . . Tackle total was the seventh-highest single-season mark in club history (now tenth) . . . Led the Dolphins' tackle chart on ten occasions over the course of the season, including nine games with double-digit tackle marks . . . Was named the AFC Defensive Player of the Month for September when he totaled 37 tackles, a sack, an interception return for a touchdown and two passes defended, in helping Miami to a 3-0 record during the month . . . Led the team with 13 tackles in season-opening win at Indianapolis (9/6) . . . Topped team's tackle chart with 13 stops, including a sack, vs. Buffalo (9/13), when he was awarded a defensive game ball . . . Led club with 11 tackles in 21-0 victory vs. Pittsburgh (9/20) . . . Also picked off a Kordell Stewart pass and ran 17 yards for the second touchdown of his career . . . Was awarded a defensive game ball for his performance in the Steelers game . . . Had ten tackles and a forced fumble at Jacksonville (10/12) . . . Led team with 12 tackles vs. New England (10/25) . . . Notched a team and season-high 19 stops at Buffalo (11/1), when he also forced a fumble . . . Posted a team-high 12 tackles, to go along with a forced fumble, in victory at Carolina (11/15), when he earned a defensive game ball . . . Tied for team lead with ten tackles, and added three passes defended, at New England (11/23) . . . Recorded a team-high nine tackles, including a sack, vs. New Orleans (11/29) . . . Led the team with nine tackles at Oakland (12/6) . . . Also intercepted two passes, one of which he returned for a one-yard touchdown . . . His two interceptions were among six on the day for the Dolphins, tied for the most in team history . . . It marked the second time in 1998 and the third time in his career that he returned an interception for a touchdown, tying Dick Anderson's all-time Dolphins record . . . Along with Robert Jones' 14-yard interception return for a score, it tied the team's single-game record of two interception returns for touchdowns, which had been accomplished three times previously, most recently on December 16, 1983 against the N.Y. Jets . . . Thomas earned a defensive game ball for his performance against the Raiders . . . Started both playoff games following the 1998 season at middle linebacker . . . Led the team in the postseason with 20 total tackles (16 solo), a fumble recovery and a pass defended . . . Had a team-best eight tackles, in addition to a fumble recovery, in First-Round victory over Buffalo (1/2/99) . . . Also led team with 12 stops in Divisional contest at Denver (1/9/99) . . .

**INTERCEPTIONS:** Thomas' three interceptions in 1998 are tied for the second-highest single-season total for a linebacker in Dolphins history (behind four interceptions by linebacker John Bramlett in 1967); Thomas also had three interceptions during the 1996 season . . . Thomas returned two interceptions for touchdowns on the year . . . He had a 17-yard return for a score against Pittsburgh on September 20 when he picked off a Kordell Stewart pass, and brought another one back one yard for a touchdown on December 6 at Oakland when he snared a Donald Hollas pass . . . Thomas' two interception returns for scores in the same season is tied with three others for the most in team history . . . Those three are Bill Stanfill (1969), Dick Anderson (1973) and Mike Kozlowski (1983) . . . Of the group, Thomas is the only linebacker . . .

**POSTSEASON HONORS:** Earned numerous honors following the 1998 season . . . Was named the NFL Alumni Association's Linebacker of the Year . . . Was a first-team All-Pro selection by the Associated Press, USA Today, College & Pro Football Newsweekly and Football Digest . . . Was chosen to the 1998 All-Madden Team . . . Also was selected the winner of the team's Leadership Award in a vote of his teammates.

**1997** – Started all 15 games in which he played at middle linebacker . . . Was inactive for the season-opener vs. Indianapolis (8/31) while still recovering from a fractured left fibula sustained in a preseason game against Denver in Mexico City (8/4) . . . Still led the team in tackles for the second straight year, with 149 total stops (107 solo), marking the second consecutive season in which he topped the 100-tackle plateau . . . That figure is now the 12th-most in franchise history . . . Also came up with a half-sack, an interception and ten passes defended, which were second-most on the squad and first among linebackers . . . Added one stop on special teams . . . Led the team in tackles on eight occasions, and finished with double-digit tackle totals nine times . . . Made regular season debut vs. Tennessee (9/7) and was second on the team with ten tackles . . . Led club with 11 stops at Green Bay (9/14) . . . Topped team with 12 tackles at Tampa Bay (9/21), when he picked off a Trent Dilfer pass and returned it ten yards for his only interception of the year . . . Tallied a team-high 11 tackles at N.Y. Jets (10/12) . . . Recorded a team and season-high 16 tackles and two passes defended vs. Chicago (10/27) . . . Registered a team-high 11 tackles and two passes defended vs. N.Y. Jets (11/9) . . . Led Dolphins with 14 tackles, including a half-sack, at Oakland (11/30) . . . Partial sack was shared with Tim Bowens and resulted in a Dolphins touchdown as Bowens stripped the ball from Jeff George in the end zone following a ten-yard loss, and Bowens recovered for



the score . . . Matched that tackle total the following week with 14 stops vs. Detroit (12/7) . . . Recorded a team-high 13 tackles at Indianapolis (12/14) . . . Started First-Round Playoff game at New England (12/28) at middle linebacker . . . Amassed a team-high 12 total tackles.

**1996** – Started all 16 games at middle linebacker as a rookie . . . Finished as team's leading tackler with 180 tackles (131 solo), while adding two sacks, three interceptions, two fumble recoveries, two forced fumbles and five passes defended . . . Also recorded two special teams tackles and had one kickoff return for 17 yards . . . His three interceptions tied with eight others for second-most by a Dolphins linebacker in club history, surpassed only by John Bramlett, who had four interceptions in 1967 . . . It marked the most interceptions by a Dolphins linebacker since Earnie Rhone had three in 1981, and also is the most ever by a Dolphins rookie linebacker . . . Made NFL debut in start at middle linebacker against New England (9/1) and led the team with 13 tackles, including one sack . . . Along with Karim Abdul-Jabbar, Daryl Gardener, and Stanley Pritchett, it was only the third time in club history and the first time since 1970 that the Dolphins started four rookies in the season opener . . . Led the Dolphins with 15 tackles at Arizona (9/8) and also forced fumble and recovered it on same play to set up Dolphins touchdown . . . Had 15 stops against N.Y. Jets (9/15) . . . Posted a season-high 16 tackles against Seattle (10/6), when he also defended a pass, forced a fumble and recovered one . . . Topped team with 12 tackles at Buffalo (10/13), while adding a sack and first career interception, as he snared a Jim Kelly pass and returned it 11 yards . . . Matched his season-high with 16 tackles at Philadelphia (10/20) . . . Led team with ten tackles at Houston (11/17) and came up with an interception, picking off a Chris Chandler pass with 10:42 left in the game and returning it 26 yards for his first career NFL touchdown, giving the Dolphins their first lead of the contest at 20-17 en route to their eventual 23-20 victory . . . It was the third interception return for a touchdown by a linebacker in team history (and second ever in the regular season), the other two being by Tom Erlandson, a 26-yard TD return at Denver on December 4, 1966, and by A.J. Duhe, a 35-yard TD return in the AFC Championship game against the N.Y. Jets on January 23, 1983 . . . Tied for club-high with 14 stops against N.Y. Giants (12/8) . . . Came up with an interception and 27-yard return against Buffalo (12/16) in Monday night contest, marking his second interception of a Kelly pass in as many games against the Bills . . . Fifth-round draft choice (154th overall) of Miami in 1996 . . .

**AMONG TACKLE LEADERS:** Thomas led the Dolphins in tackles 12 times in 1996 and finished second twice . . . He recorded double-digit figures in tackles in 11 of his 16 games . . . Became only the third Dolphins rookie in club history to record 100 or more tackles (LB Steve Towle had 164 tackles in 1975 and LB John Offerdahl had 135 tackles in 1986) . . . He also is only the third rookie in franchise history to lead the team in tackles, joining Towle in 1975 and Offerdahl in 1986 . . . Thomas' 180 tackles is the highest single-season total by a Dolphins rookie, surpassing Towle's former club rookie record of 164 tackles which he set in 1975 . . . In addition, Thomas led all NFL rookies and finished ranked sixth among all NFL players in tackles in 1996:

## 1996 NFL TACKLE LEADERS

PLAYER	POSITION	TEAM	TACKLES	SOLO	ASSISTED
1. Victor Green	SS	N.Y. Jets	208	125	83
2. Chris Spielman	LB	Buffalo	206	121	85
3. Eric Hill	LB	Arizona	196	97	99
4. Jessie Tuggle	LB	Atlanta	184	108	76
5. Marcus Patton	LB	Washington	181	104	77
6. <b>ZACH THOMAS</b>	<b>LB</b>	<b>MIAMI</b>	<b>180</b>	<b>131</b>	<b>49</b>

**HONORS:** Recognized as team's MVP and Newcomer of the Year by South Florida media . . . Became first rookie to earn MVP award since quarterback Dan Marino in 1983 and first defensive player to capture honor since linebacker Steve Towle in 1976 . . . Voted as an alternate to the AFC-NFC Pro Bowl . . . Earned the Mackey Award, which goes to AFC Defensive Rookie of the Year and garnered the same recognition by Football Digest . . . Voted as Dolphins' recipient of 1996 Unsung Hero Award as selected by National Football League Players Association and Players Inc . . . Selected as All-Rookie honoree by College and Pro Football Newsweekly, The Football News, Pro Football Weekly/Pro Football Writers of America . . . Named NFL Defensive Rookie of the Month for October, becoming first Dolphins rookie in club history to receive that monthly honor . . . In his four games in October, Thomas totaled 52 tackles, one interception, two passes defended, one sack for seven yards, one forced fumble, and one fumble recovery.

## COLLEGE

Four-year letterman (1992-95) and three-year starter at Texas Tech . . . Consensus All-America and All-Southwest Conference first team choice as a senior . . . Was a finalist for the Butkus Award (nation's top linebacker) and Football News' Defensive Player of the Year Award . . . Added SWC Defensive Player of the Year honors . . . Led team with 131 tackles (84 solos) and added three sacks, 13 stops for losses, seven pass deflections, two interceptions, six forced fumbles, four fumble recoveries, three passes defended and one interception returned for a touchdown . . . Had school record 20 tackles and a sack against Missouri to earn SWC co-Defensive Player of the Week honors . . . Posted 13 tackles, recovered a fumble and picked off a pass with 30 seconds left, returning the ball 23 yards for the game-winning touchdown, in a 14-7 win over Texas A&M . . . Named first-team All-America by United Press International and claimed second-team honors from The Sporting News and Football News as a junior . . . Also named unanimous All-SWC Defensive Player of the Year . . . Led the SWC with 116 tackles (65 solos), 3.5 sacks, nine stops for losses of 18 yards, four interceptions and four pass breakups . . . Named All-SWC second-team pick by the Houston Chronicle and Houston Post as a sophomore . . . Started every game . . . Ranked fourth in conference with 117 tackles (64 solos) and added one sack, four tackles for loss, three passes defended, one interception, three fumble recoveries and one forced fumble . . . Had first career interception along with 13 tackles, two sacks and set an all-time bowl record with seven stops behind the line of scrimmage against Oklahoma in the John Hancock Bowl . . . Played in every game as a reserve inside linebacker as a freshman . . . Recorded 26 tackles (13 solos) . . . Majored in exercise and sports sciences.

## PERSONAL

Resides in Plantation, Fla . . . Attended Pampa (Texas) High School . . . Played linebacker and running back . . . Named first-team all-state as a senior . . . Recorded 158 tackles (59 solos) with six sacks, three fumble recoveries, five forced fumbles and eight deflected passes . . . Rushed for 928 yards and eight touchdowns on 164 carries (5.7 avg) . . . Also lettered in baseball . . . Enjoys scuba diving and playing basketball in spare time . . . Lists "Braveheart" and "Scarface" as favorite movies and "The Osbournes", "60 Minutes", "Dateline" "Will and Grace" and "The Sopranos" as favorite television shows . . . Served as Dolphins representative for the United Way public service announcement in 1997 . . . Has assisted in building houses for Habitat for Humanity . . . Each of the past three seasons, has been a member of the "Crunch on Paralysis" team, along with Trace Armstrong and Jason Taylor, that made a donation for every sack and tackle they made to the Miami Project to Cure Paralysis . . . Combined, the three donated nearly \$52,000 to the Miami Project in 2000, while Taylor and Thomas' contribution totaled more than \$39,000 in 2001 and more than \$46,000 in 2002, with Smirnoff doubling that amount . . . For their efforts, the group was named the winner of the team's Community Service Award for 2000 . . . In 2000, opened a health and fitness club in Amarillo, Texas, called "Zach's Club 54" . . . The club is run by his brother, and former Texas Tech teammate, Bart . . . During the 2001 offseason, was inducted into the Texas High School Football Hall of Fame . . . This past May, along with teammate Jason Taylor, was part of a USO/NFL Tour in which he visited various military bases and hospitals in Germany . . . Full name is Zachary Michael Thomas, born September 1, 1973, in Pampa, Texas.

### ZACH THOMAS' NFL REGULAR SEASON STATISTICS

YEAR TEAM	G-S	TACK.	ASST.	TOTAL	FUM. REC.	FOR. FUM.	QB SACK	YDS LOST
1996 Miami	16-16	131	49	180	2	2	2	13
1997 Miami	15-15	107	42	149	0	0	0.5	5
1998 Miami	16-16	124	36	160	0	2	2	16
1999 Miami	16-16	117	50	167	0	1	1	10
2000 Miami	11-11	64	36	100	1	0	1.5	3.5
2001 Miami	15-15	112	68	180	0	2	3	27
2002 Miami	16-16	124	71	195	1	0	0.5	5.5
<b>7-YEAR TOTALS</b>	<b>105-105</b>	<b>779</b>	<b>352</b>	<b>1131</b>	<b>4</b>	<b>7</b>	<b>10.5</b>	<b>80</b>



## ZACH THOMAS' NFL PLAYOFF STATISTICS

YEAR	TEAM	G-S	TACK.	ASST.	TOTAL	FUM. REC.	FOR. FUM.	QB SACK	YDS LOST
1997	Miami	1-1	10	2	12	0	0	0	0
1998	Miami	2-2	16	4	20	1	0	0	0
1999	Miami	2-2	16	3	19	0	0	1	9
2000	Miami	2-2	14	5	19	0	0	0	0
2001	Miami	1-1	14	8	22	0	0	0	0
<b>PLAYOFF TOTALS</b>		<b>8-8</b>	<b>70</b>	<b>22</b>	<b>92</b>	<b>1</b>	<b>0</b>	<b>1</b>	<b>9</b>

### ADDITIONAL STATS

**Interceptions:** 3 for 64 yards, 21.3 avg., long 27, 1 TD in 1996; 1 for 10 yards in 1997; 3 for 21 yards, 7.0 avg., long 17, 2 TDs in 1998; 1 for 0 yards in 1999; 1 for 0 yards in 2000; 2 for 51 yards, 25.5 avg., long 34, 1 TD in 2001; 1 for 7 yards in 2002 for total of 12 for 153 yards, 12.8 avg., long 34, 4 TDs

**Defensive Touchdowns:** 1 interception return in 1996, 2 interception returns in 1998, 1 interception return in 2001 for total of 4

**Passes Defended:** 5 in 1996, 10 in 1997, 10 in 1998, 12 in 1999, 2 in 2000, 6 in 2001, 5 in 2002 for total of 50 (P-3)

**Special Teams Tackles:** 2 in 1996, 1 in 1997 for total of 3

**Kickoff Returns:** 1 for 17 yards in 1996, 1 for 15 yards in 1999 for total of 2 for 32 yards, 16.0 avg., long 17

### SINGLE-GAME HIGHS


**Most Tackles:** \*22 vs. Baltimore, 1/13/02  
21 at New England, 12/29/02  
19 at Buffalo, 11/1/98

**Most Sacks:** 1.5 at N.Y. Jets, 10/14/01  
1.5 vs. Atlanta, 12/30/01

**Most Interceptions:** 2 at Oakland, 12/6/98

\* Playoff Game

## Derrius Thompson • 88 • Wide Receiver



**Height/Weight**.....6-2, 220  
**Born**.....7/5/77  
**College**.....Baylor '99  
**Acquired**....UFA (Wash.), 2003  
**Signed Through**.....2005  
**NFL**.....Fifth Season  
**Dolphins**.....First Season

### PRO CAREER

**2002** — Signed a three-year contract with the Dolphins as an unrestricted free agent from Washington on March 8, 2003 . . . Played in 16 games for the Redskins in '02 . . . Was second on the team with 53 receptions for 773 yards

### F I N S F A C T

During Derrius' first two years in the NFL (1999-2000), he played for Dolphins assistant head coach/offensive coordinator Norv Turner, then the head coach with the Redskins.

and four touchdowns . . . Over the final five games, hauled in 28 passes for 437 yards and three touchdowns . . . Of his 53 receptions on the year, 35 were good for first downs . . . Caught a pass in 14 of 16 games . . . Had eight catches of 20 yards or longer . . . Also rushed for 77 yards on ten carries, returned six kickoffs for a 15.2-yard average and registered five special teams tackles on the year . . . Caught four passes for 45 yards, including a 17-yard TD reception from Shane Matthews, in season-opener vs. Arizona (9/8) . . . Also had one rush for 13 yards in the contest . . . Led team with five catches for 89 yards, including a career-long 47-yard reception, at Green Bay (10/20) . . . Also had four rush attempts for 48 yards with a long of 26 in the contest . . . Tied for team lead with four catches, totaling a team-best 63 yards, the following week vs. Indianapolis (10/27) . . . Tied for team lead with six catches, totaling a team-best 94 yards, at Dallas (11/28) on Thanksgiving Day . . . Included in his total was a long catch of 35 yards and an 11-yard scoring grab from Danny Wuerffel . . . Topped team's receiving chart once again the following week vs. N.Y. Giants (12/8) with six catches for a career-high 122 yards, including a long of 36 . . . Led Redskins in receiving the week afterwards at Philadelphia (12/15) with a career-high seven catches, totaling 70 yards and a touchdown . . . Had a 21-yard scoring catch from Patrick Ramsey, the third different Redskins quarterback from which he caught a TD pass in '02 . . . Led team in receiving vs. Houston (12/22) by tallying five receptions for 73 yards, including a 13-yard TD catch from Ramsey.

**2001** — Played in all 16 games in a reserve role . . . Caught three passes for 52 yards and one touchdown and returned three kickoffs for 17 yards . . . Ranked sixth on the club with 11 special teams tackles, where he also recovered a fumble . . . Initial career reception occurred on a 19-yard pass from Tony Banks vs. Carolina (10/21) . . . First career touchdown came on a 31-yard catch from WR Kevin Lockett the following week vs. N.Y. Giants (10/28) . . . The score gave the Redskins a 24-14 lead in a game they went on to win 35-21 . . . Recovered a fumble on kickoff coverage unit vs. Chicago (12/23) . . . Tallied three special teams tackles the following week at New Orleans (12/30).

**2000** — Spent six games on the Redskins' practice squad and nine on the 53-man roster . . . Saw action in a reserve role in four games, was inactive for five . . . Did not post any stats.

**1999** — Went to camp with Washington as an undrafted college free agent . . . Spent the first nine weeks of the season on the practice squad . . . Was signed to the 53-man roster on November 16 . . . Was inactive for each of the next six contests . . . Made NFL debut, in a reserve role, in regular season finale vs. Miami (1/2/00) . . . Was inactive for both playoff games.

## COLLEGE

Was a four-year letterman (1995-98) at Baylor . . . Finished his career with 78 receptions for 1,088 yards and two touchdowns . . . Totaled career-best figures of 33 catches for 478 yards and a score as a senior . . . Majored in sports management.

## PERSONAL

Single, resides in Dallas, Texas . . . Prepped at Cedar Hill (Texas) High School where he was a Blue Chip All-America selection and a two-time all-district wide receiver . . . Was active in the community during his tenure in Washington, including work with the "Redskins Read" program, in which he read to children and teamed up with Federal Express to distribute 25,000 books to D.C. students . . . Cousin, Reyna Thompson, was a cornerback in the NFL for ten years including Miami (1986-88), N.Y. Giants (1989-92) and New England (1993-95) . . . Full name is Derrius Damon Thompson, born July 5, 1977 in Dallas.



## DERRIUS THOMPSON'S NFL REGULAR SEASON STATISTICS

YEAR	TEAM	G-S	RECEIVING					RUSHING			
			NO.	YDS.	AVG.	LG	TD	ATT.	YDS.	LG	TD
1999	Washington	1-0	0	0	0.0	0	0	0	0	0	0
2000	Washington	4-0	0	0	0.0	0	0	0	0	0	0
2001	Washington	16-0	3	52	17.3	31t	1	0	0	0	0
2002	Washington	16-14	53	773	14.6	47	4	10	77	26	0
<b>4-YEAR TOTALS</b>		<b>37-14</b>	<b>56</b>	<b>825</b>	<b>14.7</b>	<b>47</b>	<b>5</b>	<b>10</b>	<b>77</b>	<b>26</b>	<b>0</b>

## DERRIUS THOMPSON'S NFL PLAYOFF STATISTICS

YEAR	TEAM	G-S	RECEIVING					RUSHING			
			NO.	YDS.	AVG.	LG	TD	ATT.	YDS.	LG	TD
1999	Washington	0-0	0	0	0.0	0	0	0	0	0	0

### ADDITIONAL STATS

**Kickoff Returns:** 3 for 17 yards, 5.7 avg., long of 17 in 2001; 6 for 91 yards, 15.2 avg., long of 21 in

2002 for total of 9 for 108 yards, 12.0 avg., long of 21

**Special Teams Tackles:** 11 in 2001, 5 in 2002 for total of 16

**Special Teams Fumble Recoveries:** 1 in 2001

### SINGLE-GAME HIGHS

**Most Receptions:** 7 at Philadelphia, 12/15/02

6 at Dallas, 11/28/02

6 vs. N.Y. Giants, 12/8/02

5 at Green Bay, 10/20/02

5 vs. Houston, 12/22/02

**Most Receiving Yards:** 122 vs. N.Y. Giants, 12/8/02

94 at Dallas, 11/28/02

89 at Green Bay, 10/20/02

78 vs. Dallas, 12/29/02

73 vs. Houston, 12/22/02

**Longest Receptions:** 47 at Green Bay, 10/20/02

40 vs. Dallas, 12/29/02

36 vs. N.Y. Giants, 12/8/02

35 at Dallas, 11/28/02

31t vs. N.Y. Giants, 10/28/01

**Most Receiving Touchdowns:** 1, five times (last: vs. Houston, 12/22/02)

### 2001 GAME-BY-GAME STATISTICS (Washington)

DATE	OPPONENT	P/S	RECEIVING					RUSHING				W/L	SCORE
			NO.	YDS.	LG	TD	ATT.	YDS.	LG	TD			
8/31	N.Y. JETS		INACTIVE									L	3-41
10/21	CAROLINA	P	1	19	19	0	0	0	0	0		W	17-14*
10/28	N.Y. GIANTS	P	1	31	31t	1	0	0	0	0		W	35-21
11/18	at Denver	P	1	2	2	0	0	0	0	0		W	17-10
<b>2001 TOTALS</b>		<b>16-0</b>	<b>3</b>	<b>52</b>	<b>31t</b>	<b>1</b>	<b>0</b>	<b>0</b>	<b>0</b>	<b>0</b>		<b>8-8</b>	

### 2002 GAME-BY-GAME STATISTICS (Washington)

DATE	OPPONENT	P/S	RECEIVING					RUSHING				W/L	SCORE
			NO.	YDS.	LG	TD	ATT.	YDS.	LG	TD			
9/8	ARIZONA	S	4	45	17t	1	1	13	13	0		W	31-23
9/16	PHILADELPHIA	S	1	9	9	0	0	0	0	0		L	7-37
9/22	at San Francisco	S	2	21	15	0	1	-5	-5	0		L	10-20
10/6	at Tennessee	P	0	0	0	0	0	0	0	0		W	31-14
10/13	NEW ORLEANS	P	3	44	18	0	0	0	0	0		L	27-43
10/20	at Green Bay	S	5	89	47	0	4	48	26	0		L	9-30

# 2002 GAME-BY-GAME STATISTICS (Washington)

DATE	OPPONENT	P/S	RECEIVING				RUSHING				W/L	SCORE
			NO.	YDS.	LG	TD	ATT.	YDS.	LG	TD		
10/27	INDIANAPOLIS	S	4	63	22	0	1	3	3	0	W	26-21
11/3	at Seattle	S	0	0	0	0	0	0	0	0	W	14-3
11/10	at Jacksonville	S	3	24	12	0	1	12	12	0	L	7-26
11/17	at N.Y. Giants	S	1	8	8	0	0	0	0	0	L	17-19
11/24	ST. LOUIS	S	2	33	26	0	0	0	0	0	W	20-17
11/28	at Dallas	S	6	94	35	1	0	0	0	0	L	20-27
12/8	N.Y. GIANTS	S	6	122	36	0	1	5	5	0	L	21-27
12/15	at Philadelphia	S	7	70	21t	1	0	0	0	0	L	21-34
12/22	HOUSTON	S	5	73	28	1	1	1	1	0	W	26-10
12/29	DALLAS	S	4	78	40	0	0	0	0	0	W	20-14
<b>2002 TOTALS</b>			<b>16-14</b>	<b>53</b>	<b>773</b>	<b>47</b>	<b>4</b>	<b>10</b>	<b>77</b>	<b>26</b>	<b>0</b>	<b>7-9</b>

\* - overtime

## DERRIUS THOMPSON'S RECEIVING BREAKDOWN


	2002						CAREER					
	G	NO	YDS	AVG	LG	TD	G	NO	YDS	AVG	LG	TD
Buffalo	-	-	-	-	-	-	-	-	-	-	-	-
Miami	-	-	-	-	-	-	-	-	-	-	-	-
New England	-	-	-	-	-	-	-	-	-	-	-	-
N.Y. Jets	-	-	-	-	-	-	-	-	-	-	-	-
<b>AFC East</b>	-	-	-	-	-	-	-	-	-	-	-	-
Baltimore	-	-	-	-	-	-	1	0	0	0.0	0	0
Cincinnati	-	-	-	-	-	-	-	-	-	-	-	-
Cleveland	-	-	-	-	-	-	-	-	-	-	-	-
Pittsburgh	-	-	-	-	-	-	-	-	-	-	-	-
<b>AFC Central</b>	-	-	-	-	-	-	1	0	0	0.0	0	0
Houston	1	5	73	14.6	28	1	1	5	73	14.6	28	1
Indianapolis	1	4	63	15.8	22	0	1	4	63	15.8	22	0
Jacksonville	1	3	24	8.0	12	0	2	3	24	8.0	12	0
Tennessee	1	0	0	0.0	0	0	1	0	0	0.0	0	0
<b>AFC South</b>	4	12	160	13.3	28	1	5	12	160	13.3	28	1
Denver	-	-	-	-	-	-	1	1	2	2.0	2	0
Kansas City	-	-	-	-	-	-	1	0	0	0.0	0	0
Oakland	-	-	-	-	-	-	-	-	-	-	-	-
San Diego	-	-	-	-	-	-	1	0	0	0.0	0	0
<b>AFC West</b>	-	-	-	-	-	-	3	1	2	2.0	2	0
<b>AFC Total</b>	4	12	160	13.3	28	1	9	13	162	12.5	28	1
Dallas	2	10	172	17.2	40	1	4	10	172	17.2	40	1
N.Y. Giants	2	7	130	18.6	36	0	4	8	161	20.1	36	1
Philadelphia	2	8	79	9.9	21	1	4	8	79	9.9	21	1
Washington	-	-	-	-	-	-	-	-	-	-	-	-
<b>NFC East</b>	6	25	381	15.2	40	2	12	26	412	15.8	40	3
Chicago	-	-	-	-	-	-	1	0	0	0.0	0	0
Detroit	-	-	-	-	-	-	-	-	-	-	-	-
Green Bay	1	5	89	17.8	47	0	2	5	89	17.8	47	0
Minnesota	-	-	-	-	-	-	-	-	-	-	-	-
<b>NFC Central</b>	1	5	89	17.8	47	0	3	5	89	17.8	47	0
Atlanta	-	-	-	-	-	-	-	-	-	-	-	-
Carolina	-	-	-	-	-	-	1	1	19	19.0	19	0
New Orleans	1	3	44	14.7	18	0	2	3	44	14.7	18	0
Tampa Bay	-	-	-	-	-	-	-	-	-	-	-	-
<b>NFC South</b>	1	3	44	14.7	18	0	3	4	63	15.8	19	0
Arizona	1	4	45	11.3	17	1	5	4	45	11.3	17	1
St. Louis	1	2	33	16.5	26	0	1	2	33	16.5	26	0
San Francisco	1	2	21	10.5	15	0	1	2	21	10.5	15	0
Seattle	1	0	0	0.0	0	0	2	0	0	0.0	0	0
<b>NFC West</b>	4	8	99	12.4	26	1	9	8	99	12.4	26	1
<b>NFC Total</b>	12	41	613	15.0	47	3	27	43	663	15.4	47	4



# DERRIUS THOMPSON'S RECEIVING BREAKDOWN

	2002						CAREER					
	G	NO	YDS	AVG	LG	TD	G	NO	YDS	AVG	LG	TD
Home	8	29	467	16.1	40	2	18	31	517	16.7	40	3
Road	8	24	306	12.8	47	2	18	25	308	12.3	47	2
1st Down	-	-	-	-	-	-	-	-	-	-	-	-
2nd Down	-	-	-	-	-	-	-	-	-	-	-	-
3rd Down	-	-	-	-	-	-	-	-	-	-	-	-
4th Down	-	-	-	-	-	-	-	-	-	-	-	-
1st Half	-	-	-	-	-	-	-	-	-	-	-	-
2nd Half	-	-	-	-	-	-	-	-	-	-	-	-
Overtime	-	-	-	-	-	-	-	-	-	-	-	-
Grass	13	40	609	15.2	47	2	30	43	661	15.4	47	3
Turf	3	13	164	12.6	35	2	6	13	164	12.6	35	2
Aug./Sept.	3	7	75	10.7	17	1	6	7	75	10.7	17	1
October	4	12	196	16.3	47	0	10	14	246	17.6	47	1
November	5	12	159	13.3	35	1	9	13	161	12.4	35	1
Dec./Jan.	4	22	343	15.6	40	2	11	22	343	15.6	40	2
Games 1-8	8	19	271	14.3	47	1	18	21	321	15.3	47	2
Games 9-16	8	34	502	14.8	40	3	18	35	504	14.4	40	3
Wins	7	19	292	15.4	40	2	17	22	344	15.6	31	3
Losses	9	34	481	14.1	47	2	19	34	481	14.1	47	2
Ties	-	-	-	-	-	-	-	-	-	-	-	-

## Todd Wade • 71 • Tackle



**Height/Weight**.....6-8, 315  
**Born**.....10/30/76  
**College**.....Mississippi '00  
**Acquired**.....D2, 2000  
**Signed Through**.....2003  
**NFL** .....Fourth Season  
**Dolphins** .....Fourth Season

## PRO CAREER

**2002** — Started all 16 games at right tackle, one of three Dolphins offensive linemen to open every contest . . . Missed just 19 offensive plays over the course of the season, took part in every snap over the final 15 games . . . Helped to pave the way for a running game that was first in the AFC and second in the NFL, averaging 156.4 yards a contest . . . The 2,502 yards rushing compiled by the Dolphins was the third-highest total in franchise history and the most since 1973 when they amassed 2,521 yards . . . In addition, they led the way for running back Ricky Williams, who led the NFL with a Dolphins single-season record 1,853 yards rushing . . . The unit also allowed just 25 quarterback sacks on the year, fourth in the AFC and seventh in the NFL . . . Earned offensive game balls for his performance in wins vs. N.Y. Jets (9/22) and vs. San Diego (11/24).

## F I N S F A C T

Todd was a third generation to play football at Ole Miss, with both his father and grandfather also having played for the Rebels. His brother, Justin, is a senior linebacker at Ole Miss.

**2001** – Started all 15 regular season games in which he played at right tackle . . . Was inactive at N.Y. Jets (10/14) with a sprain of the medial collateral ligament in his left knee sustained the previous week vs. New England (10/7) . . . Returned to action following the bye week, at Seattle (10/28), and started each of the final 11 games . . . Took part in every offensive play in 12 of 16 games . . . Part of a line that allowed just 27 sacks on the year, tied for second-fewest in the AFC and fifth in the NFL . . . Opened at right tackle in First-Round Playoff game vs. Baltimore (1/13/02) and did not miss an offensive snap.

**2000** – Started all 16 regular season games and both playoff contests at right tackle . . . Became the first Dolphins rookie offensive lineman to start all 16 regular season games since T Richmond Webb in 1990 . . . Key part of a line which led a running game that amassed 1,894 yards, the most by a Dolphins team since 1984 . . . Also part of the line that allowed just 28 sacks, tied for fourth-fewest in the NFL . . . Along with Washington T Chris Samuels, was named the NFL Rookie of the Month for October . . . In four games during the month, helped lead an offense which averaged 321.3 yards per contest, including 154.3 on the ground as the Dolphins posted a record of 3-1 during the month . . . Wade and Samuels became just the second and third offensive linemen to win an NFL Rookie of the Month Award since it was first instituted in 1996, joining Seattle T Walter Jones, who was cited in October of 1997 . . . Wade also became just the second Dolphin to earn a Rookie of the Month Award, as he joined LB Zach Thomas, who was named the NFL Defensive Rookie of the Month for October of 1996 . . . In a 23-8 victory at Detroit (11/5), held Lions DE Robert Porcher without a tackle . . . Only game in which he missed an offensive snap occurred at Buffalo (12/3) when he left contest in third quarter with a left calf injury . . . Was a consensus all-rookie selection following the season . . . Second-round draft choice (53rd overall) of Miami in 2000.

## COLLEGE

Four-year letterman (1996-99) and three-year starter at Ole Miss . . . Started 32 of the 44 games in which he played during his career, including starts in each of his final 32 collegiate games . . . Opened all 11 contests at right tackle his senior season and was a first-team All-SEC choice and a second-team All-America selection . . . Served as the offensive captain his senior year, when he graded out at 87.3-percent for blocking consistency and delivered 104 knockdown blocks as the offense averaged 368.5 yards per game . . . Played in the Senior Bowl . . . Started all 11 games at right tackle his junior year and was a first-team all-conference pick . . . That year, received the J. Richard Price Courage and Compassion Award from the M-Club Alumni Chapter in recognition of having demonstrated extraordinary courage and unusual compassion in his dedication to the Ole Miss football team . . . Appeared in 11 games his sophomore year, starting each of the final ten at right tackle . . . Played in every game in a reserve role as a redshirt freshman in 1996 . . . Holds B.S. in sociology.

## PERSONAL

Single, resides in Jackson, Miss . . . Earned three letters in football at Jackson (Miss.) Prep High School, as he led the team to a combined record of 33-4 during his three seasons . . . Was an all-state and all-conference selection on both offense and defense each of his final two years . . . Also lettered in track and field . . . Father, Luther, lettered as a fullback at Ole Miss in 1970 and as a defensive tackle in 1971 . . . Grandfather, Will Webb, also played for the Rebels . . . Younger brother, Justin, currently is a linebacker who is in his senior season at Ole Miss . . . Todd's father played with Archie Manning at Ole Miss, while Eli Manning, Archie's son, was a freshman quarterback for the Rebels during Wade's senior season . . . Enjoys working out, hunting and spearfishing in his spare time . . . Was a frequent visitor to hospitals in schools while in college . . . With the Dolphins, has assisted in building houses for Habitat for Humanity . . . Has participated in the Superbowl of Fashion benefiting the Cystic Fibrosis Foundation . . . Worked with kids that have Cystic Fibrosis at the Mercury Jr. Anglers Clinic, teaching them how to fish . . . Has participated in events for United Way and the Make-A-Wish Foundation . . . Is an avid believer in yoga and boxing, and has taken classes in both the last two years . . . Lists "Fletch" as favorite movie, "The O'Reilly Factor" as favorite television show, Jimmy Buffet, B.B. King and Elvis as favorite recording artists, Night Train Lane, Bobby Layne and Mr. T as favorite athletes and the Miami Dolphins and Dallas Cowboys as favorite sports teams growing up . . . Full name is Todd McLaurin Wade, born October 30, 1976 in Greenwood, Miss.



## TODD WADE'S NFL REGULAR SEASON STATISTICS

GAMES/STARTS: 2000: 16/16, 2001: 15/15, 2002: 16/16


3-YEAR TOTALS: 47/47

## TODD WADE'S NFL PLAYOFF STATISTICS

GAMES/STARTS: 2000: 2/2, 2001: 1/1

PLAYOFF TOTALS: 3/3

## Jay Williams • 91 • Defensive End



Height/Weight.....6-3, 275  
Born.....10/13/71  
College.....Wake Forest '94  
Acquired .....T (Car.), 2002  
Signed Through.....2005  
NFL .....Ninth Season  
Dolphins .....Second Season

## PRO CAREER

**2002** — Joined the Dolphins in a trade from the Carolina Panthers on July 19, 2002 . . . Signed a three-year contract extension through 2005 on July 22, 2002 . . . Played in all 16 games in his first season with the Dolphins . . . Marked the sixth straight season in which he played in all 16 regular season contests . . . Enters the 2003 season having played in 98 consecutive league games . . . Registered 25 tackles (18 solo) . . . Tallied six sacks for 30 yards in losses, as he ranked third on the club in sacks . . . That figure also tied a career-best which he first achieved with Carolina in 2000 . . . Also was credited with 14 quarterback hurries and a forced fumble . . . Posted three tackles at Indianapolis (9/15) . . . First sack as a Dolphin came the following week in 30-3 win over the Jets (9/22) when he tackled QB Chad Pennington for an eight-yard loss . . . Collected a season-high five tackles vs. Buffalo (10/20), including two sacks for 7.5 yards in losses, marking the fourth multiple sack game of his career and his first since he had two on November 27, 2000 against Green Bay as a member of the Carolina Panthers . . . Played in the 100th regular season game of his NFL career vs. San Diego (11/17) . . . Posted 2.5 sacks over the final three weeks of the season, including one vs. Oakland (12/15) and another in finale at New England (12/29) . . . Had a half-sack and a forced fumble at Minnesota (12/21).

## F I N I S F A C T

Jay actually began his NFL career with the Dolphins back in 1994 when he was in training camp with the team as an undrafted rookie free agent.

**2001** — Played in all 16 games, starting 13 contests at left defensive end, for Carolina . . . Registered a career-high 54 tackles in addition to one sack, one interception and seven quarterback hurries . . . A starter in the first six games of the season, he accounted for one tackle and one quarterback hurry at Minnesota (9/9) . . . Had a sack of Michael Vick at Atlanta (9/23) . . . Recorded three tackles at San Francisco (10/7), vs. New Orleans (10/14) and at Washington (10/21) . . . Did not start the next three games . . . Was responsible for four tackles vs. the N.Y. Jets (10/28) . . . Recorded his first NFL interception, off of Dolphins quarterback Jay Fiedler, in addition to a quarterback hurry at Miami (11/4) . . . Totaled a career-high eight

tackles at St. Louis (11/11), receiving the majority of action at defensive end after Sean Gilbert left the contest with a knee injury . . . Gilbert's injury allowed him to return to his starting role for the remainder of the year . . . Led the defensive line with five tackles vs. San Francisco (11/18) . . . Tied for the lead among defensive linemen with five tackles in addition to registering two quarterback hurries vs. Atlanta (11/25) . . . Registered six tackles at New Orleans (12/2).

**2000** – Signed with Carolina as an unrestricted free agent from the St. Louis Rams on February 16, 2000 . . . Played in 16 games for the Panthers with a career-high 14 starts . . . Led Carolina with a career-high six sacks in addition to accumulating 37 tackles, one forced fumble, seven quarterback hurries and one batted pass . . . All of his starts came at right defensive end except vs. Atlanta (9/17), when he started at defensive tackle in place of an injured Sean Gilbert . . . Did not start at Washington (9/3) . . . Made his first start of the season at right defensive end at San Francisco (9/10) and collected three stops . . . Made his lone start of the season at defensive tackle vs. Atlanta (9/17) and led the defensive line with a career-high seven tackles . . . Victimized the Seahawks for two sacks and three tackles, marking his second career outing with at least two sacks, in win vs. Seattle (10/8) . . . Recorded a sack for the second straight game in addition to garnering six tackles and a forced fumble at New Orleans (10/15) . . . In an ESPN Sunday night game at St. Louis (11/5), registered one of Carolina's season-high five sacks while also coming up with three tackles, as part of a defensive effort that ended his former team's NFL-record streak of 14 games with at least 30 points . . . Was responsible for a team-high two sacks and two tackles on Monday Night Football vs. Green Bay (11/27), the third game of his career with at least two sacks . . . Totaled two tackles and three quarterback hurries vs. San Diego (12/17) in addition to delivering his first career blocked field goal and the second in team history . . . With the Panthers clinging to a 23-22 fourth quarter lead over the Chargers, blocked a John Carney 37-yard field goal attempt which was recovered by Doug Evans and returned 54 yards for a touchdown, securing a 30-22 win.

**1999** – Played in 16 games for the St. Louis Rams . . . Contributed 25 tackles and four sacks in addition to 15 quarterback hurries and six special teams tackles during the regular season . . . Tallied three stops and his first sack of the season vs. Carolina (11/14) . . . Established a career-high with two sacks at New Orleans (12/12) . . . Was responsible for a sack vs. Chicago (12/26) . . . Added two tackles on defense and two special teams stops during the postseason, helping the Rams to a victory in Super Bowl XXXIV.

**1998** – Appeared in all 16 games and started one contest . . . Accounted for 24 tackles, a sack and a special teams stop . . . Started and posted two tackles vs. New Orleans (9/6) . . . Registered a sack at Chicago (11/8) . . . Collected a season-high four stops at Philadelphia (12/3).

**1997** – Appeared in all 16 contests for the first time in his career, posting two starts . . . Recorded 14 tackles, a sack, three quarterback pressures and two special teams stops . . . Made his first NFL start, vs. Atlanta (11/16) in place of the injured Leslie O'Neal . . . Also started the following week vs. Carolina (11/23) . . . Posted his first career sack in season finale at Carolina (12/20).

**1996** – Spent the season's first 11 weeks on the physically unable to perform list with a broken right forearm . . . Was waived on November 20 before being re-signed on December 11 . . . Appeared in the final two games of the season . . . Played with the Amsterdam Admirals of the NFL Europe League during the spring of '96 and contributed four tackles and a pass defended.

**1995** – Saw action in seven games on special teams and as a reserve defensive tackle . . . Contributed a special teams stop . . . Received his first NFL action at Green Bay (9/3).

**1994** – Originally signed as an undrafted college free agent by the Miami Dolphins . . . Joined St. Louis' practice squad on September 24 after being waived by the Dolphins . . . Was signed to the active roster on December 7 for the season's final three games but was inactive for each matchup.

## COLLEGE

Started two seasons and earned four letters at Wake Forest (1990-93) . . . Earned second-team All-ACC recognition as a senior (1993) after notching 57 tackles, 4.5 sacks and two fumble recoveries from his defensive end spot . . . Played primarily defensive tackle as a junior

**Williams, J. • 289**



in 1992 when he recorded 42 tackles, two fumble recoveries, one forced fumble and three sacks . . . Totaled 21 stops as a sophomore . . . Contributed on special teams as a freshman . . . Majored in sociology.

## PERSONAL

Married to Ericka, the couple has two daughters, Jamye (2/13/92) and Jai (11/27/96), and a son, Roman (3/5/98) . . . Played both football and basketball at St. John's High School in Washington D.C . . . Earned All-Met recognition as a junior . . . Led his team in sacks following both his sophomore and junior seasons . . . Also was a four-year letterman in basketball . . . Full name is Jay Omar Williams, born October 13, 1971.

### JAY WILLIAMS' NFL REGULAR SEASON STATISTICS

YEAR TEAM	G-S	TACK.	ASST.	TOTAL	FUM. REC.	FOR. FUM.	QB SACK	YDS LOST
1994 St. Louis	0-0	0	0	0	0	0	0	0
1995 St. Louis	7-0	0	0	0	0	0	0	0
1996 St. Louis	2-0	0	0	0	0	0	0	0
1997 St. Louis	16-2	6	8	14	0	0	1	7
1998 St. Louis	16-1	18	6	24	0	0	1	5
1999 St. Louis	16-0	13	12	25	0	0	4	33
2000 Carolina	16-14	23	14	37	0	1	6	55
2001 Carolina	16-13	34	20	54	0	0	1	11
2002 Miami	16-0	18	7	25	0	1	6	30
<b>9-YEAR TOTALS</b>	<b>105-30</b>	<b>112</b>	<b>67</b>	<b>179</b>	<b>0</b>	<b>2</b>	<b>19</b>	<b>141</b>
<b>MIAMI TOTALS</b>	<b>16-0</b>	<b>18</b>	<b>7</b>	<b>25</b>	<b>0</b>	<b>1</b>	<b>6</b>	<b>30</b>

### JAY WILLIAMS' NFL PLAYOFF STATISTICS

YEAR TEAM	G-S	TACK.	ASST.	TOTAL	FUM. REC.	FOR. FUM.	QB SACK	YDS LOST
1999 St. Louis	3-3	1	1	2	0	0	0	0

### ADDITIONAL STATS

**Interceptions:** 1 for 0 yards in 2001

**Passes Defensed:** 1 in 2000, 1 in 2001 for total of 2

**Blocked Kicks:** 1 Field Goal in 2000

### SINGLE-GAME HIGHS


**Most Sacks:**

- 2 at New Orleans, 12/12/99
- 2 vs. Seattle, 10/8/00
- 2 vs. Green Bay, 11/27/00
- 2 vs. Buffalo, 10/20/02

## STOFA TRADED TWICE BY DOLPHINS

The only player for whom the Dolphins received trade value twice is QB John Stofa. Stofa, who joined Miami as a free agent in 1966, was traded on December 26, 1967, to Cincinnati for first and second round draft choices in 1968. He re-joined the Dolphins as a free agent in 1969 and was traded on November 23, 1971, to Denver for a seventh-round pick in 1972.

# Ricky Williams • 34 • Running Back



**Height/Weight**.....5-10, 226  
**Born**.....5/21/77  
**College**.....Texas '99  
**Acquired**.....T (N.O.), 2002  
**Signed Through**.....2006  
**NFL**.....Fifth Season  
**Dolphins**.....Second Season

## PRO CAREER

**2002** – Was acquired by Miami from New Orleans on March 8, 2002 in exchange for a first-round draft choice in 2002 (25th overall) and a conditional third-round pick in 2003 . . . That pick became a first round choice (18th overall) when he reached the 1,500-yard rushing mark in 2002 . . . In the trade, the teams also swapped positions in the fourth round of the 2002 draft . . . Started all 16 games in his first season with the Dolphins . . . Became the first Dolphin to lead the NFL in rushing with 1,853 yards and 16 touchdowns on 383 attempts . . . It marked just the eighth time that a Dolphin reached the 1,000-yard rushing mark in a season, and he became the sixth different player to do it . . . Also caught 47 passes for 363 yards and one touchdown . . . Reception total was second on the squad and yardage figure was fourth . . . 2,216 total yards from scrimmage were second-most in the AFC and in the NFL, trailing only Kansas City's Priest Holmes (2,287) . . . 17 total touchdowns tied for second in the AFC and third in the NFL . . . Was the first Dolphins running back to start all 16 games since Sammie Smith in 1990 . . . Accounted for 103 first downs on the season (89 rushing, 14 receiving), the third-highest figure in the AFC and in the NFL . . . On the year, established seven Dolphins single-season records and two single-game standards in regular season play . . .

**RUSHING YARDS, ATTEMPTS & TOUCHDOWNS:** In 2002, Williams established the club's single-season records for rushing yards, attempts and touchdowns . . . His 1,853 yards broke Delvin Williams' 14-year old yardage record of 1,258, which he set in 1978 . . . His 383 attempts surpassed the previous mark set by Lamar Smith, who had 313 carries in 2001 . . . His 16 rushing touchdowns were one more than the total that Karim Abdul-Jabbar amassed in 1997:

## FINS FACT

Last year, Ricky became the first Heisman Trophy winner ever to play for the Dolphins in the regular season. Prior to his arrival, former University of Florida quarterback Steve Spurrier, the 1966 Heisman winner, spent one week with the Dolphins in the preseason of 1977 before being released on September 12. The Dolphins also traded for Colorado running back Rashaan Salaam, the 1994 recipient, on April 22, 1999. The trade, however, never was finalized because of Salaam's health.

## MIAMI DOLPHINS SINGLE-SEASON RUSHING LEADERS

RUSHING YARDS			RUSHING ATTEMPTS			RUSHING TOUCHDOWNS		
PLAYER	YEAR	YDS.	PLAYER	YEAR	REC.	PLAYER	YEAR	TDs
<b>R. WILLIAMS</b>	<b>2002</b>	<b>1853</b>	<b>R. WILLIAMS</b>	<b>2002</b>	<b>383</b>	<b>R. WILLIAMS</b>	<b>2002</b>	<b>16</b>
D. Williams	1978	1258	L. Smith	2001	313	K. Abdul-Jabbar	1997	15
L. Smith	2000	1139	L. Smith	2000	309	L. Smith	2000	14
L. Csonka	1972	1117	K. Abdul-Jabbar	1996	307	M. Morris	1972	12
K. Abdul-Jabbar	1996	1116	K. Abdul-Jabbar	1997	283	D. Nottingham	1975	12
L. Csonka	1971	1051	D. Williams	1978	272	L. Csonka	1979	12



**NFL RUSHING LEADER:** Williams became the first Dolphin to lead the NFL in rushing . . . With 1,853 yards, Williams' total was 170 more than San Diego's LaDainian Tomlinson . . .

## 2002 NFL RUSHING LEADERS

PLAYER	TEAM	YARDS	ATTS.	AVG.	LG	TD
1. <b>RICKY WILLIAMS</b>	<b>MIAMI</b>	<b>1853</b>	<b>383</b>	<b>4.8</b>	<b>63t</b>	<b>16</b>
2. LaDainian Tomlinson	San Diego	1683	372	4.5	76	14
3. Priest Holmes	Kansas City	1615	313	5.2	56	21
4. Clinton Portis	Denver	1508	273	5.5	59	15
Travis Henry	Buffalo	1438	325	4.4	34	13

**AMONG ALL-TIME NFL RUSHING LEADERS:** Williams rushing total was the eighth-highest in NFL annals, and the most since Denver's Terrell Davis compiled 2,008 yards in 1998:

## HIGHEST SINGLE-SEASON RUSHING TOTALS IN NFL HISTORY

PLAYER	TEAM	YEAR	YARDS	ATTS.	AVG.	LG	TD
1. Eric Dickerson	L.A. Rams	1984	2105	379	5.6	66	14
2. Barry Sanders	Detroit	1997	2053	335	6.1	82	11
3. Terrell Davis	Denver	1998	2008	392	5.1	70	21
4. O.J. Simpson	Buffalo	1973	2003	332	6.0	80	12
5. Earl Campbell	Houston	1980	1934	373	5.2	55	13
6. Barry Sanders	Detroit	1994	1883	331	5.7	85	7
7. Jim Brown	Cleveland	1963	1863	291	6.4	80	12
8. <b>RICKY WILLIAMS</b>	<b>MIAMI</b>	<b>2002</b>	<b>1853</b>	<b>383</b>	<b>4.8</b>	<b>63t</b>	<b>16</b>

In addition, Williams' rushing total is the most by an NFL running back in his first year with a team after changing teams, surpassing the previous mark of 1,555 yards by Kansas City's Priest Holmes in 2001:

## MOST RUSHING YARDS BY A VETERAN RUNNING BACK IN THEIR FIRST YEAR WITH A NEW TEAM

PLAYER	YEAR	TEAM	HOW ACQ., PREV. TEAM	YARDS	ATTS.	AVG.	LG	TD
1. <b>RICKY WILLIAMS</b>	<b>2002</b>	<b>MIAMI</b>	<b>TR., N.O.</b>	<b>1853</b>	<b>383</b>	<b>4.8</b>	<b>63t</b>	<b>16</b>
2. Priest Holmes	2001	Kansas City	UFA, Balt.	1555	327	4.8	41	8
3. Jerome Bettis	1996	Pittsburgh	Tr., Rams	1431	320	4.5	50t	11
4. Marshall Faulk	1999	St. Louis	Tr., Ind.	1381	253	5.5	58	7
5. Terry Allen	1995	Washington	FA, Minn.	1309	338	3.9	28	10

**FASTEST TO 1,000 YARDS:** Williams reached the 1,000-yard rushing mark with a 143-yard effort against San Diego on November 24 . . . It was the Dolphins' 11th game of the season and he tied Delvin Williams for the fewest number of games needed to reach the 1,000-yard rushing plateau in Dolphins history:

## FASTEST DOLPHINS TO 1,000 YARDS RUSHING

PLAYER	YEAR	TOTAL YARDS	GAMES TO 1,000 YARDS
1. <b>RICKY WILLIAMS</b>	<b>2002</b>	<b>1853</b>	<b>11</b>
Delvin Williams	1978	1258	11
3. Lamar Smith	2000	1139	13
4. Larry Csonka	1971	1051	14
Larry Csonka	1972	1117	14
Mercury Morris	1972	1000	14
Larry Csonka	1973	1003	14
8. Karim Abdul-Jabbar	1996	1116	16

**TOTAL YARDS FROM SCRIMMAGE:** Williams also shattered the club's single-season mark for total yards from scrimmage with 2,216, a figure that was 766 more than the previous record of 1,450, formerly held by Delvin Williams (1978):

### MOST TOTAL YARDS FROM SCRIMMAGE BY A DOLPHIN IN A SEASON

PLAYER	YEAR	RUSH YARDS	REC. YARDS	TOTAL YARDS
1. <b>RICKY WILLIAMS</b>	<b>2002</b>	<b>1853</b>	<b>363</b>	<b>2216</b>
2. Delvin Williams	1978	1258	192	1450
3. Mark Clayton	1984	35	1389	1424
4. Tony Nathan	1985	667	651	1318
5. Mark Duper	1984	0	1306	1306

His total last year also ranked second in the NFL, trailing only Kansas City's Priest Holmes:

### 2002 NFL LEADERS IN TOTAL YARDS FROM SCRIMMAGE

PLAYER	TEAM	RUSH YARDS	REC. YARDS	TOTAL YARDS
1. Priest Holmes	Kansas City	1615	672	2287
2. <b>RICKY WILLIAMS</b>	<b>MIAMI</b>	<b>1853</b>	<b>363</b>	<b>2216</b>
3. LaDainian Tomlinson	San Diego	1683	489	2172
4. Tiki Barber	N.Y. Giants	1387	597	1984
5. Charlie Garner	Oakland	962	941	1903

**TOTAL TOUCHDOWNS:** Williams amassed 17 total touchdowns in 2002, including 16 on the ground and one receiving . . . His 17 total touchdowns tied for second in the AFC and third in the NFL in 2002:

### 2002 NFL LEADERS IN TOTAL TOUCHDOWNS

PLAYER	TEAM	TD RUSH	TD PASS	TOTAL TDs
1. Priest Holmes	Kansas City	21	3	24
2. Shaun Alexander	Seattle	16	2	18
3. <b>RICKY WILLIAMS</b>	<b>MIAMI</b>	<b>16</b>	<b>1</b>	<b>17</b>
Clinton Portis	Denver	15	2	17
5. Deuce McAllister	New Orleans	13	3	16

In addition, his touchdown total was one shy of the Dolphins' single-season record of 18, set by Mark Clayton in 1984:

### HIGHEST SINGLE-SEASON TOUCHDOWN TOTALS IN DOLPHINS HISTORY

PLAYER	YEAR	TD RUSH	TD PASS	TOTAL TDs
1. Mark Clayton	1984	0	18	18
2. <b>RICKY WILLIAMS</b>	<b>2002</b>	<b>16</b>	<b>1</b>	<b>17</b>
3. Karim Abdul-Jabbar	1997	15	1	16
Lamar Smith	2000	14	2	16
5. Mark Clayton	1988	0	14	14

**100-YARD RUSHING GAMES:** Williams accounted for ten 100-yard rushing games in 2002, shattering the Dolphins single-season record of five, formerly held by Delvin Williams (1978) . . . This included a season-high 228 yards at Buffalo on December 1, which represents a club single-game record . . . He reached the single-season mark when he accounted for 143 yards and two touchdowns on 29 attempts in a 30-3 win over San Diego on November 24 at Pro Player Stadium, his sixth 100-yard rushing game of the year . . . In fact, his ten 100-yard rushing games are tied for the second-highest total by a Dolphin in a career, along with Mercury Morris . . . They trail only Larry Csonka, who accounted for 15 100-yard rushing



games in his eight seasons with the team . . . Williams also became the first player in club history to produce more than two 100-yard rushing games in a row, having accomplished the feat on two occasions . . . He went over the 100-yard barrier in each of the first three games of the year, and put together five straight such performances in games 10-14:

## MOST 100-YARD RUSHING GAMES BY A DOLPHIN

SEASON			CAREER		
PLAYER	YEAR	NO.	PLAYER	YEARS	NO.
1. <b>RICKY WILLIAMS</b>	2002	10	1. Larry Csonka	1968-74, 79	15
2. Delvin Williams	1978	5	2. <b>RICKY WILLIAMS</b>	2002	10
3. Larry Csonka	1972	4	Mercury Morris	1969-75	10
Karim Abdul-Jabbar	1996	4	4. Karim Abdul-Jabbar	1996-99	9
Lamar Smith	2000	4	5. Benny Malone	1974-78	8

**200-YARDS RUSHING:** Williams had two 200-yard rushing games on the season . . . This included a 228-yard effort at Buffalo on December 1, marking a new career-high and establishing the Dolphins' single-game record, as he eclipsed the old mark of 209, first set by Lamar Smith in a First-Round Playoff game against Indianapolis on December 30, 2000 . . . It was the first 200-yard rushing game by a Dolphin in the regular season . . . The previous regular season record was 197 yards by Mercury Morris against New England on September 30, 1973 . . . The following week in a Monday night game against Chicago, he amassed 216 yards rushing . . . Williams now owns each of the top two single-game rushing totals, and three of the top four regular season (three of the top five, including playoffs) marks in Dolphins history:

## HIGHEST SINGLE-GAME RUSHING TOTALS BY A DOLPHIN

PLAYER	YARDS	ATTS.	AVG.	LG	TDS	DATE, OPPONENT
1. <b>RICKY WILLIAMS</b>	228	29	8.4	55t	2	12/1/02, AT BUF.
2. <b>RICKY WILLIAMS</b>	216	31	7.0	63t	2	12/9/02, VS. CHI.
3. Lamar Smith	209	40	5.2	24	2	12/30/00, vs. Ind.*
4. Mercury Morris	197	15	13.1	70t	3	9/30/73, vs. N.E.
5. <b>RICKY WILLIAMS</b>	185	31	6.0	30	2	12/29/02, at N.E.

\* Playoff game

**CONSECUTIVE GAME RUSHING TOTALS:** With 228 yards at Buffalo on December 1 and 216 yards the following week against Chicago on December 9, Williams' two-game rushing total of 444 yards is the most in Dolphins history, and he owns each of the top four figures in this category in club annals:

## HIGHEST TWO-GAME RUSHING TOTALS IN DOLPHINS HISTORY

PLAYER	GAME 1 TOTAL	GAME 2 TOTAL	2-GAME TOTALS
1. <b>RICKY WILLIAMS</b>	27-228 (AT BUF., 12/1/02)	31-216 (VS. CHI., 12/9/02)	58-444
2. <b>RICKY WILLIAMS</b>	29-143 (VS. S.D., 11/24/02)	27-228 (AT BUF., 12/1/02)	56-371
3. <b>RICKY WILLIAMS</b>	31-216 (VS. CHI., 12/9/02)	27-101 (VS. OAK., 12/15/02)	58-317
4. <b>RICKY WILLIAMS</b>	24-132 (AT IND., 9/15/02)	24-151 (VS. NYJ, 9/22/02)	48-283
5. Bernie Parmalee	30-150 (vs. Raid., 10/16/94)	25-123 (at N.E., 10/30/94)	55-273

With his performance against the Bears, Williams became just the third player, (4th time) in league history to amass consecutive 200-yard rushing games, joining Hall of Famers O.J. Simpson and Earl Campbell . . .

## NFL PLAYERS WITH BACK-TO-BACK 200-YARD RUSHING GAMES

PLAYER	TEAM	GAME 1 TOTAL	GAME 2 TOTAL
O.J. Simpson	Buff.	22-219, vs. N.E. 12/9/73	34-200, vs. NYJ 12/16/73
O.J. Simpson	Buff.	29-273, vs. Det., 11/25/76	24-203, vs. Mia. 12/5/76
Earl Campbell	Hou.	33-203, vs. T.B. 10/19/80	27-202, vs. Cin. 10/26/80
<b>RICKY WILLIAMS</b>	<b>MIAMI</b>	<b>27-228, AT BUF. 12/1/02</b>	<b>31-216, VS. CHI. 12/9/02</b>

In addition, his two-game rushing total of 444 also is the fourth-highest in NFL history:

## HIGHEST TWO-GAME RUSHING TOTALS IN NFL HISTORY

PLAYER	TEAM, YEAR	GAME 1 TOTAL	GAME 2 TOTAL	TWO-GAME TOTAL
1. O.J. Simpson	Buffalo, 1976	29-273 (at Det., 11/25)	24-203 (at Mia., 12/5)	53-476
2. W. Payton	Chicago, 1977	33-192 (vs. K.C., 11/13)	40-275 (vs. Min., 11/20)	73-467
3. M. Anderson	Denver, 2000	30-195 (at Sea., 11/26)	37-251 (at N.O., 12/3)	67-446
4. <b>R. WILLIAMS</b>	<b>MIAMI, 2002</b>	<b>27-228 (AT BUF., 12/1)</b>	<b>31-216 (VS. CHI., 12/9)</b>	<b>58-444</b>

Williams' three-game rushing total of 587 yards from games 11-13 (143 yards vs. San Diego, 11/24) not only is the highest in Dolphins history, but it ranks third in the NFL record books . . .

## HIGHEST THREE-GAME RUSHING TOTALS IN NFL HISTORY

PLAYER	TEAM, YEAR	GAME 1 TOTAL	GAME 2 TOTAL	GAME 3 TOTAL	THREE-GAME TOTAL
1. O.J. Simpson	Buffalo, 1976	29-273 (12)	24-203 (13)	28-171 (14)	81-647
2. W. Payton	Chicago, 1977	33-192 (9)	40-275 (10)	20-137 (11)	93-604
3. <b>R. WILLIAMS</b>	<b>MIAMI, 2002</b>	<b>29-143 (11)</b>	<b>27-228 (12)</b>	<b>31-216 (13)</b>	<b>87-587</b>

**LONG PLAYS:** Williams erupted for numerous long plays during the course of the season, having accounted for four of the six longest plays from scrimmage by the Dolphins in 2002 . . . In addition last season, Williams accounted for each of the four longest plays from scrimmage of his four-year NFL career, and six of his top nine . . . Overall on the year, he had 23 runs of 15 yards or longer and two receptions of 25 yards or longer . . . On the year, Williams also had seven runs of 30 yards or longer, tied for the most in the NFL, along with the Giants' Tiki Barber:

## LONGEST PLAYS FROM SCRIMMAGE IN RICKY WILLIAMS' CAREER

DATE	OPPONENT	DISTANCE	PLAY
1. 12/9/02	vs. Chicago	63t	Run
2. 12/1/02	at Buffalo	55t	Run
3. 9/22/02	vs. N.Y. Jets	53t	Run
4. 9/15/02	at Indianapolis	52	Reception
5. 10/14/01	at Carolina	46	Run
6. 12/1/02	at Buffalo	45t	Run
7. 12/2/01	vs. Carolina	42	Reception
8. 9/30/01	at N.Y. Giants	41	Reception
9. 9/8/02	vs. Detroit	37	Run

**PLAYER OF THE WEEK/MONTH:** During the course of the 2002 season, Williams was named AFC Offensive Player of the Week on two occasions, the second and third times in his career that he has come away with an NFL weekly honor . . . His first AFC Offensive Player of the Week honor came for the games of November 24-25, following his performance against San Diego on November 24 in which he led the Dolphins with 29 carries for 143 yards and two touchdowns and added two catches for eight yards . . . It marked the first time that a Dolphin was named AFC Offensive Player of the Week in the regular season since the 2000 season-opener when running back Lamar Smith earned that honor against Seattle . . . He also was named as AFC Offensive Player of the Week for the games of December 8-9, following his performance in a Monday night win against Chicago on December 9, in which he rushed for 216 yards and two touchdowns on 31 carries . . . He became just the third Dolphin to earn AFC Offensive Player of the Week accolades two or more times in the same season during the regular season, joining quarterback Dan Marino, who did it on five occasions (1984, 1985, 1988, 1989, 1999) and quarterback Scott Mitchell, who won the honor twice in 1993 . . . Williams' first weekly award of his career occurred in 2001 as a member of the Saints when he was named NFC Offensive Player of the Week in the season's fourth week as he rushed for 136 yards and a touchdown on 30 carries and caught five passes for 42 yards in a win against Minnesota . . . In addition, Williams was named NFC Offensive Player of the Month for October, 2001 as a member of the Saints, when he rushed for 411 yards and two touchdowns on 99 carries, and caught 22 passes for 157 yards in four games . . .



**PRO BOWL:** Was one of seven Dolphins selected to the 2002 AFC Pro Bowl team, the most in the AFC . . . It marked his first career Pro Bowl appearance . . . He became the first Dolphins running back to be named to the Pro Bowl since Andra Franklin was chosen in 1982 (Keith Byars was selected as a fullback in 1993) . . . Overall, Williams is the sixth running back in team history chosen to the Pro Bowl, along with Byars (1993), Larry Csonka (1970-74), Franklin (1982), Mercury Morris (1971-73), and Delvin Williams (1978) . . . In the AFC's 45-20 victory, led the squad in rushing with 56 yards and two touchdowns on 11 carries . . . Added three receptions for 18 yards and a forced fumble on special teams . . . For his efforts, was named the game's MVP, becoming the second player in Dolphins history to earn the honor, joining kicker Garo Yepremian, who was named MVP of the 1974 Pro Bowl . . .

**POSTSEASON HONORS:** Following the season, Williams earned All-Pro status from virtually every media outlet . . . He was a first-team selection by the Associated Press, Pro Football Weekly, Football Digest, The Sporting News and College & Pro Football Newsweekly . . . Also was named to the "All-Iron" Team as selected by CBS-TV analyst Phil Simms.

**RUSHING YARDS OVER THE LAST THREE YEARS:** Over the last three seasons (2000-02), Williams has amassed 4,098 rushing yards, the most in the NFL over this span . . . He is one of only two players to have accumulated more than 4,000 yards rushing during these three years:

## MOST RUSHING YARDS IN THE NFL OVER THE LAST THREE YEARS

(2000-02)

PLAYER	TEAM(S)	ATTS.	YARDS	AVG.	LG	TD
1. <b>RICKY WILLIAMS</b>	<b>N.O./MIAMI</b>	<b>944</b>	<b>4098</b>	<b>4.3</b>	<b>63t</b>	<b>30</b>
2. Corey Dillon	Cincinnati	969	4061	4.2	96t	24
3. Curtis Martin	N.Y. Jets	910	3811	4.2	55	26
4. Ahman Green	Green Bay	853	3802	4.5	83t	26
5. Priest Holmes	Balt./Kansas City	777	3758	4.8	56	31

**RUSHING YARDS PER GAME OVER THE LAST THREE YEARS:** With 4,098 yards rushing over the last three years, Williams has averaged 97.6 yards per game during this stretch, also the highest figure of any player in the NFL over the last three years with a minimum of 30 games played:

## MOST RUSHING YARDS PER GAME IN THE NFL OVER THE LAST THREE YEARS

(2000-02, minimum 30 games)

PLAYER	TEAM(S)	GAMES	YARDS	YARDS/GAME
1. <b>RICKY WILLIAMS</b>	<b>N.O./MIAMI</b>	<b>42</b>	<b>4098</b>	<b>97.6</b>
2. Edgerrin James	Indianapolis	36	3360	93.3
3. Fred Taylor	Jacksonville	31	2829	91.3
4. LaDainian Tomlinson	San Diego	32	2919	91.2
5. Marshall Faulk	St. Louis	42	3694	88.0

**TOTAL YARDS FROM SCRIMMAGE PER GAME OVER THE LAST THREE YEARS:** In addition to his success running the ball over the last three years, Williams has proven potent as a receiver as well . . . During this three-year period, Williams has accumulated 1,283 receiving yards on 151 receptions, giving him 5,381 total yards from scrimmage . . . This per game average of 128.1 ranks as the second-highest total in the NFL over this span with a minimum of 30 games played:

## MOST TOTAL YARDS FROM SCRIMMAGE PER GAME IN THE NFL OVER THE LAST THREE YEARS

(2000-02, minimum 30 games)

PLAYER	TEAM(S)	GAMES	RUSH YARDS	REC. YARDS	TOTAL YARDS	YARDS/ GAME
1. Marshall Faulk	St. Louis	42	3694	2132	5826	138.7
2. <b>RICKY WILLIAMS</b>	<b>N.O./MIAMI</b>	<b>42</b>	<b>4098</b>	<b>1283</b>	<b>5381</b>	<b>128.1</b>
3. Edgerrin James	Indianapolis	36	3360	1141	4501	125.0
4. LaDainian Tomlinson	San Diego	32	2919	856	3775	118.0
5. Ahman Green	Green Bay	46	3802	1546	5348	116.3

**GAME HIGHLIGHTS – VS. DETROIT (SEPT. 8):** In his Dolphins debut, rushed for 111 yards and two touchdowns on 20 attempts, marking the 13th 100-yard rushing game of his career . . . Did not play at all in the fourth quarter as the Dolphins held a 42-14 lead entering the final period . . . His touchdowns came on runs of one and two yards . . . It marked the 12th 100-yard rushing game by a Dolphin in a season-opener and was the ninth-highest by a Dolphin on opening day . . . It also was the fifth-best rushing total by a Dolphin in his debut with the team . . . His two rushing touchdowns and his two overall touchdowns both were tied for the second highest single-game total of his career . . .

**AT INDIANAPOLIS (SEPT. 15):** Accounted for back-to-back 100-yard rushing games with 132 yards on 24 carries . . . Also caught two passes for a team-high 62 yards . . . This included a career-long 52-yard reception and a ten-yard TD pass from Jay Fiedler . . . It marked the first time a Dolphin posted consecutive 100-yard rushing games since 1994 when Bernie Parmalee had two straight 100-yard rushing games on October 16 (150 yards vs. the L.A. Raiders) and October 30 (123 yards at New England) . . . It was the tenth time in team history a Dolphins running back had back-to-back 100-yard rushing games . . . His receiving touchdown, along with Rob Konrad's nine-yard scoring catch from Fiedler, marked the first time two Dolphins running backs had at least one touchdown reception in the same game since December 12, 1988 against Cleveland, when Jim Jensen and Lorenzo Hampton each caught a touchdown pass from Dan Marino . . .

**VS. N.Y. JETS (SEPT. 22):** Rushed for 151 yards and a touchdown on 24 attempts, and caught two passes for 23 yards in the Dolphins' 30-3 victory . . . It marked the 15th 100-yard rushing game of his career as he became the first Dolphin in club history to rush for 100 yards in three consecutive games . . . His 53-yard run in the game was the longest of his career to that point and now is the third-longest . . . Coupled with his 132 yards rushing the previous week at Indianapolis, his 283 yards rushing in those two contests was the most by a Dolphin in back-to-back games to that point, breaking the former team record of 273 yards rushing in consecutive games that was set by Bernie Parmalee in 1994 (150 yards rushing on Oct. 16, 1994 vs. L.A. Raiders and 123 yards rushing on Oct. 30, 1994 at New England) . . . Williams also had 110 yards rushing in the second half of the game, becoming the first Dolphin to rush for 100 or more yards in a half since Lamar Smith had 109 yards rushing in the first half against the Jets on October 23, 2000 in New York . . .

**AT KANSAS CITY (SEPT. 29):** Ran for 66 yards and a touchdown on 14 carries, and tallied a team-high seven receptions for 60 yards . . . Reception total marked a season-high and is tied for the third-highest figure of his career . . . Yardage figure was his second-best of the year and is the fifth-highest of his career . . .

**VS. NEW ENGLAND (OCT. 6):** Accounted for his fourth 100-yard rushing game of the year and the 16th of his career with 105 yards on 36 attempts . . . His 36 carries marked a season-high and stand as the third-highest total of his career . . . In addition, the 36 carries are the most ever by a Dolphin in the regular season and the second most ever overall, including playoffs, surpassed only by Lamar Smith's 40 carries in an AFC First Round Playoff game against Indianapolis on December 30, 2000 . . .

**AT DENVER (OCT. 13):** Led the Dolphins with 49 yards rushing and two touchdowns on 20 attempts . . . Added four receptions for 30 yards . . . His touchdowns came on runs of ten and two yards as the Dolphins recorded a 24-22 victory before an ESPN Sunday night audience . . . His two rushing touchdowns and his two overall touchdowns both tied for the second-highest single-game total of his career . . .

**VS. BALTIMORE (NOV. 17):** Rushed for 102 yards on 26 attempts and two touchdowns . . . Led the Dolphins in receiving as well with five catches for 28 yards . . . It was his fifth 100-yard rushing game of the season (17th of career), as he tied Delvin Williams' club single-



season record for most 100-yard rushing games first set in 1978 . . . His touchdowns came on runs of two and four yards . . . The two rushing touchdowns and his two overall touchdowns both tied for the second highest single-game total of his career . . . It was the third time on the season and the sixth time in his career that he had two rushing touchdowns in a game . . . For Williams, it began a streak of four straight games with a pair of rushing touchdowns . . .

**VS. SAN DIEGO (NOV. 24):** Rushed for 143 yards and two touchdowns on 29 carries and caught two passes for eight yards . . . His touchdowns came on runs of one and 12 yards . . . It was his sixth 100-yard rushing game of the season (18th of career), as he eclipsed Delvin Williams' team single-season record of five, which had been set in 1978 . . . In addition, Ricky Williams went over the 1,000 yard rushing mark for the season in the contest, reaching that plateau in 11 games, tying Delvin Williams for the fewest games in a season to reach 1,000 yards rushing; Delvin Williams reached 1,000 yards rushing in 11 games in 1978 . . . His two rushing touchdowns and his two overall touchdowns both tied for the second highest single-game total of his career . . . It was the fourth time on the season and the seventh time in his career that he had two rushing touchdowns in a game . . . For his efforts in that contest, Williams was named AFC Offensive Player of the Week for games of November 24-25 . . .

**AT BUFFALO (DEC. 1):** Turned in the most prolific rushing day in Dolphins history with 228 yards and two touchdowns on 27 attempts . . . His rushing total represents the highest single-game rushing total of his career, breaking his former single-game best of 179 yards rushing on 40 carries on October 31, 1999 against Cleveland as a member of the New Orleans Saints, and it marked his first career 200-yard rushing game . . . It also was a new Dolphins record for most yards rushing in a single game, breaking the overall club record of 209 yards on 40 carries, set by Lamar Smith on December 30, 2000 against Indianapolis in an AFC First-Round Playoff game, and breaking the Dolphins regular season single-game rushing record, set by Mercury Morris with 197 yards rushing on 15 carries on September 30, 1973 against New England . . . It also was the second highest single-game rushing total in a loss in NFL history, surpassed only by O. J. Simpson's 273 yards rushing on November 25, 1976 as a member of the Buffalo Bills in their 27-14 loss at Detroit . . . Williams also set a new Dolphins single-season rushing record, breaking Delvin Williams' former club record of 1,258 yards that he set in 1978 . . . In that contest, Ricky Williams had 121 yards rushing in the first half, marking the second time in 2002 that he surpassed the 100-yard rushing mark in one half . . . He then had 107 yards rushing in the second half of the game, making the third time in '02 that he recorded 100 or more yards rushing in a half . . . In addition, his total of 224 yards rushing after three quarters is the highest rushing total in NFL history after three quarters of play . . . It was his seventh 100-yard rushing game of the season and the 19th 100-yard rushing game of his career . . . His touchdowns came on a 45-yard run on the Dolphins' first play from scrimmage and a 55-yard run in the third quarter . . . The 55-yard run is the second-longest run of his career and the 45-yard scamper is tied for the fourth-longest . . . It marked the fifth time in 2002 and the eighth time in his career that he had two rushing touchdowns in a game . . .

**VS. CHICAGO (DEC. 9):** In a Monday night win over Chicago, rushed for 216 yards and two touchdowns on 31 carries, marking his second consecutive 200-yard rushing performance and the fourth straight game in which he posted a pair of rushing scores . . . His touchdowns came on runs of 15 and 63 yards . . . The 63-yard run marked a career-long . . . His rushing total represents the second highest single-game rushing total of his career and the second highest single-game total in Dolphins history . . . It was the second highest single-game rushing figure in Monday Night Football history, surpassed only by the 221 yards by the Raiders' Bo Jackson on November 30, 1987 at Seattle . . . It also was the most yards rushing by an individual against the Bears in that team's history . . . It was his fourth straight 100-yard rushing game, setting a new club record for most consecutive 100-yard rushing games . . . Overall, it was his eighth 100-yard rushing game of the season and the 20th of his career . . . It was the sixth time in '02 and the ninth time in his career that he had two rushing touchdowns in a game . . . For his efforts, Williams was named as AFC Offensive Player of the Week for the games of December 8-9.

**VS. OAKLAND (DEC. 15):** Put together his fifth consecutive 100-yard rushing game by compiling 101 yards on 27 attempts . . . It was his ninth 100-yard rushing game of the season and the 21st of his career . . . Also had five receptions for 39 yards . . . In the contest, surpassed Lamar Smith as the club's single-season leader for most rush attempts, which Smith had set in 2001 with 313 . . . Did not have a touchdown, snapping his string of four straight games with a score . . .

**AT NEW ENGLAND (DEC. 29):** Rushed for 185 yards and two touchdowns on 31 attempts . . . Added two receptions for seven yards . . . His 185 yards rushing is the fourth-highest single game rushing total in Dolphin history (fifth, including playoffs) . . . It was his tenth 100-yard rushing game of the season and the 22nd of his career . . . The ten 100-yard games in a career



tied him with Mercury Morris for the second-most ever by a Dolphin . . . In the game he set a new Dolphins club record for most rushing touchdowns in a season . . . He tied the mark of 15, first set by Karim Abdul-Jabbar in 1997, with his eight-yard run in the first quarter . . . He set the record with a 14-yard TD in the second quarter . . . It was the seventh time in '02 and the tenth time in his career that he had two rushing touchdowns in a game.

**2001** – Started all 16 games in which he played with the Saints . . . Rushed for 1,245 yards and six touchdowns on 313 carries, and caught 60 passes for 511 yards and one score . . . It marked the seventh 1,000-yard rushing season in Saints history, and the first time it had been achieved in back-to-back seasons . . . He joined George Rogers (1981, 1983) as the only players in Saints history to rush for 1,000 yards two times . . . Rushing total was the fourth-highest single-season total in Saints history at the time (now fifth) . . . It also ranked fourth in the NFC and eighth in the NFL in '01 . . . Was third in the NFC and fifth in the NFL with 1,756 total yards from scrimmage . . . Reception total was the second-most by a running back in Saints history, trailing only the 74 catches by Tony Galbreath in 1978 . . . Reception figure also tied for 19th in the NFC and tied for sixth among conference running backs . . . Totaled 77 first downs on the year (58 rushing, 19 receiving), fourth in the NFC and tied for eighth in the NFL . . . Rushed for 136 yards and a touchdown on 30 attempts and caught five passes for 42 yards vs. Minnesota (10/7) in the Saints' 28-15 victory . . . For his efforts, was named the NFC Offensive Player of the Week for the first time in his career . . . The following week at Carolina, compiled 147 yards rushing and a score on 31 carries, and tallied four receptions for 31 yards in a 27-25 win . . . Had a season-long 46-yard run in the game . . . Score came on a one-yard TD run as time expired to provide New Orleans with the winning margin . . . Had 51 yards rushing on 21 carries while tying a career-high with nine receptions for 65 yards vs. Atlanta (10/21) . . . Rushed for 77 yards on 17 attempts and had four receptions for 19 yards at St. Louis (10/28) . . . In four games during the month of October, totaled 411 yards rushing and two touchdowns on 99 attempts (4.2 avg.) and caught 22 passes for 157 yards . . . For his performance, was named NFC Offensive Player of the Month . . . Rushed for 121 yards on 24 carries and had three receptions for 52 yards at San Francisco (11/11), as he surpassed Mario Bates into sixth on the club's all-time rushing list . . . Ran for 120 yards, including a 14-yard TD, on 28 carries, and had four receptions for 48 yards the week afterwards vs. Indianapolis (11/18) . . . Rushed 27 times for 102 yards and had four receptions for 72 yards, including a season-long 42-yard catch, vs. Carolina (12/2), as he moved ahead of Tony Galbreath into fifth on the Saints' career rushing chart . . . In just three years with the Saints, compiled 3,129 yards rushing, good for fifth on the team's all-time rushing chart.

**2000** – Started all ten games in which he played . . . Missed each of the final six games of the year with a broken left ankle . . . Rushed for 1,000 yards and eight touchdowns on 248 attempts and caught 44 passes for 409 yards and one score . . . It marked the sixth 1,000-yard rushing season in Saints history, and he became just the fifth different player to accomplish the feat . . . Rushing total ranked 12th in the NFC and 23rd in the NFL . . . At the time of his injury, with six games still to play, his 1,000 rushing yards were second-most in the NFC while his 1,409 total yards from scrimmage also were second in the conference . . . At San Diego (9/10), rushed for 50 yards on 24 attempts and caught four passes for 27 yards, including a 13-yard TD catch from Jeff Blake for his first NFL touchdown reception . . . Rushed for 107 yards on 23 carries the following week at Seattle (9/17), commencing a string of five games in a row in which he reached the 100-yard rushing mark . . . Tied a team mark by rushing for 128 yards and a touchdown on 30 carries at Chicago (10/8), his third straight 100-yard rushing effort, tying George Rogers (1981), Wayne Wilson (1983) and Dalton Hilliard (1989) for that honor . . . In addition, the Bears game marked the first of five in a row that he tallied a rushing touchdown . . . Rushed 38 times for 144 yards and two touchdowns, and had three receptions for 35 yards vs. Carolina (10/15), as he established the club record for consecutive 100-yard rushing games at four . . . Also had a 34-yard completion to Keith Poole in the Panthers contest, his first NFL completion . . . The week afterwards at Atlanta (10/22), ran for a season-high 156 yards and three touchdowns on 29 carries, as he registered his fifth straight 100-yard rushing game . . . The three rushing touchdowns tied a club record that had previously been achieved by six others, most recently by Mario Bates at L.A. Rams on December 4, 1994 . . . Although the streak ended the following week at Arizona (10/29) with 54 yards rushing and a TD on 21 attempts, turned in the best receiving day of his career with nine catches for 92 yards . . . Rushed for 81 yards and a touchdown on 27 carries vs. San Francisco (11/5) . . . The score came on a one-yard run in the second quarter, marking the fifth straight game in which he had a rushing touchdown, tying the club record first set by Hilliard in 1989 . . . Compiled 93 yards on 16 attempts at Carolina (11/12) . . . Final carry was a two-yard run in the fourth quarter as he reached 1,000 yards rushing for the season . . . Sustained a broken left ankle on the play



and was inactive each of the final six regular season games and NFC Wild Card Playoff game vs. St. Louis (12/30) . . . Saw limited action in a reserve role in Divisional Playoff contest at Minnesota (1/6/01) . . . Had six carries for 14 yards and one reception for two yards.

**1999** – Started all 12 games in which he played as a rookie . . . Rushed for 884 yards and two touchdowns on 253 attempts and caught 28 passes for 172 yards . . . It stands as the third-best rushing figure by a rookie in Saints history, trailing only the 1,674 yards by George Rogers in 1981 and the 1,353 yards by Rueben Mayes in 1986 . . . It was the tenth-highest rushing total in the NFC and 20th in the NFL in 1999 . . . It was the most by a rookie in the NFC and third-most among NFL rookies, trailing only Indianapolis' Edgerrin James (1,553) and Denver's Olandis Gary (1,159) . . . First career 100-yard rushing game occurred in his sixth NFL game when he rushed for 111 yards on 25 attempts at N.Y. Giants (10/24) . . . In the process, became the first Saints rookie to rush for 100 yards since Mario Bates had 141 yards on 22 carries vs. Atlanta on November 13, 1994 . . . Followed up that performance by registering 179 yards on 40 carries vs. Cleveland (10/31), marking the third-highest single-game rushing total in Saints history and the second-best by a rookie . . . His 40 attempts represented a new club single-game best, as he surpassed the previous mark of 35, held by both Earl Campbell (at Minnesota, 11/24/85) and Dwight Beverly (at St. Louis, 10/11/87) . . . Became the first Saint since Bates in 1995 to account for 100 rushing yards in consecutive games . . . First-round draft choice (5th overall) by New Orleans in 1999 with a choice obtained from Washington in a draft-day trade-up, in which the Saints surrendered their six remaining picks in the 1999 draft, and first- and third-round draft choices in 2000.

## COLLEGE

Started 46 of the 48 games in which he played during his four-year career (1995-98) . . . Played fullback his first two years before shifting to tailback for his final two seasons . . . Rushed for 6,279 yards and 72 touchdowns on 1,011 carries and caught 85 passes for 927 yards and three scores . . . Finished his collegiate career as the owner of 20 NCAA rushing records, including most rushing yards (6,279), all-purpose yards (7,206), highest average per carry (6.2), rushing touchdowns (72), total touchdowns scored (75), 200-yard rushing games (11; tied Marcus Allen of Southern California (1978-81) for points scored (452), games with a touchdown (33) and games with two or more scores (21) . . . Also finished with 44 school records . . . Rushing total now ranks second in NCAA history, trailing only former University of Wisconsin star and current New York Giant Ron Dayne (6,397) . . . Averaged 182.5 yards rushing a game over his final two seasons . . . Had at least one reception in 41 of 46 career regular season games . . . As a senior in 1998, rushed for a career-best 2,124 yards and 27 touchdowns on 361 attempts . . . Was a unanimous All-America and All-Big 12 Conference first-team choice . . . Was the recipient of the Heisman Trophy, Maxwell Award, Walter Camp Foundation Player of the Year Award, the first-ever Associated Press National Player of the Year Award, Football News Offensive Player of the Year Trophy and The Sporting News Player of the Year Award . . . Became the first player to earn back-to-back Doak Walker Award (given to nation's top running back) honors in 1998 . . . Also was named the conference's Offensive Player of the Year . . . Became the eighth player in the history of college football to rush for more than 2,000 yards in a single season . . . Rushing total ranked fifth on the Division I-A season-record list . . . His 27 TDs ranked third on the NCAA season-record list . . . Set NCAA records with two 300-yard rushing games, and 668 rushing yards and 11 TDs during a two-game period . . . Reached the 200-yard rushing mark five times during the regular season in addition to the Cotton Bowl . . . Against Rice, ran for 318 yards and six TDs (31, 16, 17, 29, 27 and 41 yards), adding 32 yards on four catches . . . Followed with 350 yards on 37 carries with five scores, including a 68-yarder against Iowa State . . . To honor former Heisman Trophy winner Doak Walker, Williams chose to wear uniform No. 37 on October 10, 1998 against Oklahoma at the Cotton Bowl . . . Williams rushed for 139 yards and two touchdowns on 31 carries in the Longhorns' 34-3 victory over the Sooners . . . Ran for 1,893 yards and 25 touchdowns on 279 attempts and had 20 receptions for 150 yards as a junior in 1997 . . . Was a consensus All-America and All-Big 12 Conference first-team choice . . . Was the winner of the Doak Walker Award . . . Finished fifth in voting for Heisman Trophy . . . Was the Big 12 Offensive Player of the Year . . . Led the nation in rushing (172.1 yards per game), and scoring (13.8 points per game) . . . Ranked second in the country with an average of 185.7 all-purpose yards per game . . . Rushing total set the school's single-season mark formerly held by Earl Campbell (1,744 yards in 1977) . . . Attained the 1,000-yard rushing mark on just his 168th carry, reaching that plateau faster than any Longhorn back in history . . . Rushed for 200

or more yards in a game on six occasions . . . Compiled 1,272 yards rushing and 12 touchdowns on 205 carries, and caught 25 passes for 291 yards and a pair of scores in 1996 . . . Was a first-team All-Big 12 Conference pick . . . As a freshman in 1995, rushed for 990 yards and eight touchdowns on 166 carries and tallied 16 receptions for 224 yards . . . Broke Earl Campbell's Texas freshman rushing record (928 yards in 1974) . . . Was an All-Southwest Conference second-team pick . . . Shared SWC Offensive Newcomer of the Year honors with teammate Shon Mitchell . . . Majored in elementary education.

## PERSONAL

Has a daughter, Marley, and a son, Prince . . . Was a USA Today All-America honorable mention selection and "Best of the West" pick by the Long Beach Press-Telegram as a senior at Patrick Henry High School in San Diego, Calif. . . . Was named the Offensive Player of the Year by the San Diego Union-Tribune as a senior, as he rushed for 2,099 yards and 25 TDs, en route to adding All-State accolades . . . Also played linebacker . . . Concluded his prep career with 4,129 yards and 55 TDs . . . Was an All-State and All-League pick as an outfielder in baseball . . . Batted .340 with 26 stolen bases as a senior and .333 with 31 stolen bases as a junior . . . Wrestled in the heavyweight division and also ran track, where he qualified for the state finals in the 400-meter relays . . . Following high school, was selected in the eighth round of the 1995 draft as an outfielder by the Philadelphia Phillies . . . Taken in the 1998 Rule V Draft by the Montreal Expos, who then sold his rights to the Texas Rangers . . . Played four years (1995-98) at the Class A level in the Phillies' minor league system . . . At the University of Texas, earned academic accolades from the Big 12 Commissioner's Office and Texas Athletic Director's Honor Roll . . . Was a member of the American Football Coaches Association "Good Works" Team . . . Has a twin sister, Cassie, who graduated from Texas in May 2000 . . . Recently formed the "Ricky Williams Foundation", whose goal is the overall development of children with a specific emphasis on mentoring and educational opportunities for at-risk and less fortunate youths . . . Held a charity golf tournament this past offseason to benefit the Humane Society of Greater Miami . . . Also annually holds a "School Supply Drive", in which he donates supplies to local schools . . . This past offseason, had a small role in the Farrelly brothers movie "Stuck on You", which was filmed in Miami . . . During the week prior to Super Bowl XXXVII, coached a Pop Warner Football team in San Diego against a team coached by rap star Snoop Dogg . . . Enjoys photography in spare time . . . Full name is Errick Lynne Williams, born May 21, 1977 in San Diego, Calif.

## RICKY WILLIAMS' NFL REGULAR SEASON STATISTICS

YEAR	TEAM	G-S	ATT.	RUSHING				NO.	RECEIVING			
				YDS.	AVG.	LG	TD		YDS.	LG	TD	
1999	New Orleans	12-12	253	884	3.5	25	2	28	172	29	0	
2000	New Orleans	10-10	248	1000	4.0	26t	8	44	409	24	1	
2001	New Orleans	16-16	313	1245	4.0	46	6	60	511	42	1	
2002	Miami	16-16	383	1853	4.8	63t	16	47	363	52	1	
<b>4-YEAR TOTALS</b>		<b>54-54</b>	<b>1197</b>	<b>4982</b>	<b>4.2</b>	<b>63t</b>	<b>32</b>	<b>179</b>	<b>1455</b>	<b>52</b>	<b>3</b>	
<b>MIAMI TOTALS</b>		<b>16-16</b>	<b>383</b>	<b>1853</b>	<b>4.8</b>	<b>63t</b>	<b>16</b>	<b>47</b>	<b>363</b>	<b>52</b>	<b>1</b>	

## RICKY WILLIAMS' NFL PLAYOFF STATISTICS

YEAR	TEAM	G-S	ATT.	RUSHING				NO.	RECEIVING			
				YDS.	AVG.	LG	TD		YDS.	LG	TD	
2001	New Orleans	1-0	6	14	2.3	7	0	1	2	2	0	

## ADDITIONAL STATS

Passing: 0-1 in 1999; 1-1, 34 yards in 2000 for total of 1-2 for 34 yards

## SINGLE-GAME HIGHS

**Most Rushing Yards:** 228 at Buffalo, 12/1/02  
 216 vs. Chicago, 12/9/02  
 185 at New England, 12/29/02  
 179 vs. Cleveland, 10/31/99



<b>Most Rush Attempts:</b>	156 at Atlanta, 10/22/00
	40 vs. Cleveland, 10/31/99
	38 vs. Carolina, 10/15/00
	36 vs. New England, 10/6/02
	31 at Carolina, 10/14/01
	31 vs. Chicago, 12/9/02
	31 at New England, 12/29/02
<b>Most Rushing TDs:</b>	3 at Atlanta, 10/22/00
	2, nine times (last: at New England, 12/29/02)
<b>Long Runs:</b>	63t vs. Chicago, 12/9/02
	55t at Buffalo, 12/1/02
	53t vs. N.Y. Jets, 9/22/02
	46 at Carolina, 10/14/01
	45t at Buffalo, 12/1/02
<b>Most Receptions:</b>	9 at Arizona, 10/29/00
	9 vs. Atlanta, 10/21/01
	7 vs. Philadelphia, 9/24/00
	7 at Kansas City, 9/29/02
	5, seven times (last: vs. Oakland, 12/15/02)
<b>Most Receiving Yards:</b>	92 at Arizona, 10/29/00
	72 vs. Carolina, 12/2/01
	65 vs. Atlanta, 10/21/01
	62 at Indianapolis, 9/15/02
	60 at Kansas City, 9/29/02
<b>Most TD Receptions:</b>	1, three times (last: at Indianapolis, 9/15/02)
<b>Long Receptions:</b>	52 at Indianapolis, 9/15/02
	42 vs. Carolina, 12/2/01
	41 at N.Y. Giants, 9/30/01
	34 at San Francisco, 11/11/01
	29 vs. San Francisco, 11/14/99
	29 at Kansas City, 9/29/02
<b>Most Total Yards From Scrimmage:</b>	235 at Buffalo, 12/1/02
	216 vs. Chicago, 12/9/02
	193 at Atlanta, 10/22/00
	192 at New England, 12/29/02
	187 vs. Cleveland, 10/31/99
<b>Most Total TDs:</b>	3 at Atlanta, 10/22/00
	2, nine times (last: at New England, 12/29/02)

### 100-YARD RUSHING GAMES (22)

DATE	OPPONENT	NO.	YDS.	AVG.	LG	TD	W/L
10/24/99	at N.Y. Giants	24	111	4.6	25	0	L
10/31/99	Cleveland	40	179	4.5	19	0	L
9/17/00	at Seattle	23	107	4.7	15	0	L
9/24/00	Philadelphia	20	103	5.2	22	0	L
10/8/00	at Chicago	30	128	4.3	15	1	W
10/15/00	Carolina	38	144	3.8	18	2	W
10/22/00	at Atlanta	29	156	5.4	26t	3	W
10/7/01	Minnesota	30	136	4.5	17	1	W
10/14/01	at Carolina	31	147	4.7	46	1	W
11/11/01	at San Francisco	24	121	5.0	18	0	L
11/18/01	Indianapolis	28	120	4.3	16	1	W
12/2/01	Carolina	27	102	3.8	15	0	W
9/8/02	Detroit	20	111	5.6	37	2	W
9/15/02	at Indianapolis	24	132	5.5	19	0	W
9/22/02	N.Y. Jets	24	151	6.3	53t	1	W
10/6/02	New England	36	105	2.9	12	0	W
11/17/02	Baltimore	26	102	3.9	18	2	W
11/24/02	San Diego	29	143	4.9	19	2	W

DATE	OPPONENT	NO.	YDS.	AVG.	LG	TD	W/L
12/1/02	at Buffalo	27	228	8.4	55t	2	L
12/9/02	Chicago	31	216	7.0	63t	2	W
12/15/02	Oakland	27	101	3.7	16	0	W
12/29/02	at New England	31	185	6.0	30	2	L

### 1999 GAME-BY-GAME STATISTICS (New Orleans)

DATE	OPPONENT	P/S	RUSHING				RECEIVING				W/L	SCORE
			ATT.	YDS.	LG	TD	NO.	YDS.	LG	TD		
9/12	CAROLINA	S	10	40	8	0	0	0	0	0	W	19-10
9/19	at San Francisco	S	22	80	15	0	3	5	8	0	L	21-28
10/03	at Chicago	S	21	84	19	0	1	10	10	0	L	10-14
10/10	ATLANTA	S	19	53	24	0	3	16	7	0	L	17-20
10/17	TENNESSEE	S	17	35	7	0	0	0	0	0	L	21-24
10/24	at N.Y. Giants	S	24	111	25	0	1	-9	-9	0	L	3-31
10/31	CLEVELAND	S	40	179	19	0	3	8	4	0	L	16-21
11/7	TAMPA BAY	S	14	41	14	0	4	22	9	0	L	16-31
11/14	SAN FRANCISCO	S	30	99	13	0	3	57	29	0	W	24-6
11/21	at Jacksonville	S	19	94	20	2	2	27	14	0	L	23-41
11/28	at St. Louis		INACTIVE								L	12-43
12/5	at Atlanta		DID NOT PLAY								L	12-35
12/12	ST. LOUIS		INACTIVE								L	14-30
12/19	at Baltimore		INACTIVE								L	8-31
12/24	DALLAS	S	23	61	17	0	3	31	14	0	W	31-24
1/2/00	at Carolina	S	14	7	7	0	5	5	10	0	L	13-45
<b>1999 TOTALS</b>			<b>12-12</b>	<b>253</b>	<b>884</b>	<b>25</b>	<b>2</b>	<b>28</b>	<b>172</b>	<b>29</b>	<b>0</b>	<b>3-13</b>

### 2000 GAME-BY-GAME STATISTICS (New Orleans)

DATE	OPPONENT	P/S	RUSHING				RECEIVING				W/L	SCORE
			ATT.	YDS.	LG	TD	NO.	YDS.	LG	TD		
9/3	DETROIT	S	20	84	19	0	4	29	17	0	L	10-14
9/10	at San Diego	S	24	50	13	0	4	27	13t	1	W	28-27
9/17	at Seattle	S	23	107	15	0	5	35	12	0	L	10-20
9/24	PHILADELPHIA	S	20	103	22	0	7	52	21	0	L	7-21
10/8	at Chicago	S	30	128	15	1	4	57	18	0	W	31-10
10/15	CAROLINA	S	38	144	18	2	3	35	19	0	W	24-6
10/22	at Atlanta	S	29	156	26t	3	4	37	13	0	W	21-19
10/29	at Arizona	S	21	54	11	1	9	92	19	0	W	21-10
11/5	SAN FRANCISCO	S	27	81	10	1	2	17	15	0	W	31-15
11/12	at Carolina	S	16	93	19	0	2	28	24	0	W	20-10
11/19	OAKLAND		INACTIVE								L	22-31
11/26	at St. Louis		INACTIVE								W	31-24
12/3	DENVER		INACTIVE								L	23-38
12/10	at San Francisco		INACTIVE								W	31-27
12/17	ATLANTA		INACTIVE								W	23-7
12/24	ST. LOUIS		INACTIVE								L	21-26
12/30	ST. LOUIS#		INACTIVE								W	31-28
1/6/01	at Minnesota#	P	6	14	7	0	1	2	2	0	L	16-34
<b>2000 TOTALS</b>			<b>10-10</b>	<b>248</b>	<b>1000</b>	<b>26t</b>	<b>8</b>	<b>44</b>	<b>409</b>	<b>24</b>	<b>1</b>	<b>10-6</b>
<b>PLAYOFF TOTALS</b>			<b>1-0</b>	<b>6</b>	<b>14</b>	<b>7</b>	<b>0</b>	<b>1</b>	<b>2</b>	<b>2</b>	<b>0</b>	<b>1-1</b>

### 2001 GAME-BY-GAME STATISTICS (New Orleans)

DATE	OPPONENT	P/S	RUSHING				RECEIVING				W/L	SCORE
			ATT.	YDS.	LG	TD	NO.	YDS.	LG	TD		
9/9	at Buffalo	S	18	93	21	0	1	19	19t	1	W	24-6
9/30	at N.Y. Giants	S	16	53	16	0	4	49	41	0	L	13-21
10/7	Minnesota	S	30	136	17	1	5	42	16	0	W	28-15
10/14	at Carolina	S	31	147	46	1	4	31	24	0	W	27-25
10/21	ATLANTA	S	21	51	12	0	9	65	20	0	L	13-20
10/28	at St. Louis	S	17	77	19	0	4	19	18	0	W	34-31
11/4	N.Y. JETS	S	19	58	16	1	1	6	6	0	L	9-16
11/11	at San Francisco	S	24	121	18	0	3	52	34	0	L	27-28



## 2001 GAME-BY-GAME STATISTICS (New Orleans)

DATE	OPPONENT	P/S	RUSHING				RECEIVING				W/L	SCORE
			ATT.	YDS.	LG	TD	NO.	YDS.	LG	TD		
11/18	INDIANAPOLIS	S	28	120	16	1	4	48	21	0	W	34-20
11/25	at New England	S	15	56	14	1	3	39	18	0	L	17-34
12/02	CAROLINA	S	27	102	15	0	4	72	42	0	W	27-23
12/09	at Atlanta	S	15	41	18	1	5	42	13	0	W	28-10
12/17	ST. LOUIS	S	14	57	16	0	4	13	9	0	L	21-34
12/23	at Tampa Bay	S	10	26	9	0	4	15	5	0	L	21-48
12/30	WASHINGTON	S	17	74	9	0	1	7	7	0	L	10-40
1/6/02	SAN FRANCISCO	S	11	33	14	0	4	-8	4	0	L	0-38
<b>2001 TOTALS</b>			<b>16-16</b>	<b>313</b>	<b>1245</b>	<b>46</b>	<b>6</b>	<b>60</b>	<b>511</b>	<b>42</b>	<b>1</b>	<b>7-9</b>

## 2002 GAME-BY-GAME STATISTICS

DATE	OPPONENT	P/S	RUSHING				RECEIVING				W/L	SCORE
			ATT.	YDS.	LG	TD	NO.	YDS.	LG	TD		
9/8	DETROIT	S	20	111	37	2	0	0	0	0	W	49-21
9/15	at Indianapolis	S	24	132	19	0	2	62	52	1	W	21-13
9/22	N.Y. JETS	S	24	151	53t	1	2	23	13	0	W	30-3
9/29	at Kansas City	S	14	66	30	1	7	60	29	0	L	30-48
10/6	NEW ENGLAND	S	36	105	12	0	1	2	2	0	W	26-13
10/13	at Denver	S	20	49	10t	2	4	30	16	0	W	24-22
10/20	BUFFALO	S	25	97	14	0	1	22	22	0	L	10-23
11/4	at Green Bay	S	14	47	13	0	4	23	10	0	L	10-24
11/10	at N.Y. Jets	S	20	53	17	0	5	36	10	0	L	10-13
11/17	BALTIMORE	S	26	102	18	2	5	28	8	0	W	26-7
11/24	SAN DIEGO	S	29	143	19	2	2	8	12	0	W	30-3
12/1	at Buffalo	S	27	228	55t	2	4	7	7	0	L	21-38
12/9	CHICAGO	S	31	216	63t	2	0	0	0	0	W	27-9
12/15	OAKLAND	S	27	101	16	0	5	39	14	0	W	23-17
12/21	at Minnesota	S	15	67	17	0	3	16	9	0	L	17-20
12/29	at New England	S	31	185	30	2	2	7	8	0	L	24-27*
<b>2002 TOTALS</b>			<b>16-16</b>	<b>383</b>	<b>1853</b>	<b>63t</b>	<b>16</b>	<b>47</b>	<b>363</b>	<b>52</b>	<b>1</b>	<b>9-7</b>

\* - overtime # - playoff game

## RICKY WILLIAMS' RUSHING BREAKDOWN

	2002						CAREER					
	G	NO	YDS	AVG	LG	TD	G	NO	YDS	AVG	LG	TD
Buffalo	2	52	325	6.3	55	2	3	70	418	6.0	55	2
Miami	-	-	-	-	-	-	-	-	-	-	-	-
New England	2	67	290	4.3	30	2	3	82	346	4.2	30	3
N.Y. Jets	2	44	204	4.6	53	1	3	63	262	4.2	53	2
<b>AFC East</b>	<b>6</b>	<b>163</b>	<b>819</b>	<b>5.0</b>	<b>55</b>	<b>5</b>	<b>9</b>	<b>215</b>	<b>1026</b>	<b>4.8</b>	<b>55</b>	<b>7</b>
Baltimore	1	26	102	3.9	18	2	1	26	102	3.9	18	2
Cincinnati	-	-	-	-	-	-	-	-	-	-	-	-
Cleveland	-	-	-	-	-	-	1	40	179	4.5	19	0
Pittsburgh	-	-	-	-	-	-	-	-	-	-	-	-
<b>AFC Central</b>	<b>1</b>	<b>26</b>	<b>102</b>	<b>3.9</b>	<b>18</b>	<b>2</b>	<b>2</b>	<b>66</b>	<b>281</b>	<b>4.3</b>	<b>19</b>	<b>2</b>
Houston	-	-	-	-	-	-	-	-	-	-	-	-
Indianapolis	1	24	132	5.5	19	0	2	52	252	4.8	19	1
Jacksonville	-	-	-	-	-	-	1	19	94	4.9	20	2
Tennessee	-	-	-	-	-	-	1	17	35	2.1	7	0
<b>AFC South</b>	<b>1</b>	<b>24</b>	<b>132</b>	<b>5.5</b>	<b>19</b>	<b>0</b>	<b>4</b>	<b>88</b>	<b>381</b>	<b>4.3</b>	<b>20</b>	<b>3</b>
Denver	1	20	49	2.5	10	2	1	20	49	2.5	10	2
Kansas City	1	14	66	4.7	30	1	1	14	66	4.7	30	1
Oakland	1	27	101	3.7	16	0	1	27	101	3.7	16	0
San Diego	1	29	143	4.9	19	2	2	53	193	3.6	19	2
<b>AFC West</b>	<b>4</b>	<b>90</b>	<b>359</b>	<b>4.0</b>	<b>30</b>	<b>5</b>	<b>5</b>	<b>114</b>	<b>409</b>	<b>3.6</b>	<b>30</b>	<b>5</b>
<b>AFC Total</b>	<b>12</b>	<b>303</b>	<b>1412</b>	<b>4.7</b>	<b>55</b>	<b>12</b>	<b>20</b>	<b>483</b>	<b>2097</b>	<b>4.3</b>	<b>55</b>	<b>17</b>

# RICKY WILLIAMS' RUSHING BREAKDOWN

	2002						CAREER					
	G	NO	YDS	AVG	LG	TD	G	NO	YDS	AVG	LG	TD
Dallas	-	-	-	-	-	-	1	23	61	2.7	17	0
N.Y. Giants	-	-	-	-	-	-	2	40	164	4.1	25	0
Philadelphia	-	-	-	-	-	-	1	20	103	5.2	22	0
Washington	-	-	-	-	-	-	1	17	74	4.4	9	0
<b>NFC East</b>	-	-	-	-	-	-	5	100	402	4.0	25	0
Chicago	1	31	216	7.0	63	2	3	82	428	5.2	63	3
Detroit	1	20	111	5.6	37	2	2	40	195	4.9	37	2
Green Bay	1	14	47	3.4	13	0	1	14	47	3.4	13	0
Minnesota	1	15	67	4.5	17	0	2	45	203	4.5	17	1
<b>NFC Central</b>	4	80	441	5.5	63	4	8	181	873	4.8	63	6
Atlanta	-	-	-	-	-	-	4	84	301	3.6	26	4
Carolina	-	-	-	-	-	-	6	136	533	3.9	46	3
New Orleans	-	-	-	-	-	-	-	-	-	-	-	-
Tampa Bay	-	-	-	-	-	-	2	24	67	2.8	14	0
<b>NFC South</b>	-	-	-	-	-	-	12	244	901	3.7	46	7
Arizona	-	-	-	-	-	-	1	21	54	2.6	11	1
St. Louis	-	-	-	-	-	-	2	31	134	4.3	19	0
San Francisco	-	-	-	-	-	-	5	114	414	3.6	18	1
Seattle	-	-	-	-	-	-	1	23	107	4.7	15	0
<b>NFC West</b>	-	-	-	-	-	-	9	189	709	3.8	19	2
<b>NFC Total</b>	4	80	441	5.5	63	4	34	714	2885	4.0	63	15
Home	8	218	1026	4.7	63	9	27	643	2577	4.0	63	15
Road	8	165	827	5.0	55	7	27	554	2405	4.3	55	17
1st Down	16	228	1126	4.9	53	10	-	-	-	-	-	-
2nd Down	16	133	634	4.8	63	4	-	-	-	-	-	-
3rd Down	16	22	93	4.2	55	2	-	-	-	-	-	-
4th Down	16	0	0	0.0	0	0	-	-	-	-	-	-
1st Half	16	191	958	5.0	45	8	-	-	-	-	-	-
2nd Half	16	192	895	4.7	63	8	-	-	-	-	-	-
Overtime	1	0	0	0.0	0	0	-	-	-	-	-	-
Grass	13	317	1426	4.5	63	14	26	580	2419	4.2	63	20
Turf	3	66	427	6.5	55	2	28	617	2563	4.2	55	12
Aug./Sept.	4	82	460	5.6	53	4	12	235	1070	4.6	53	4
October	3	81	251	3.1	14	2	16	419	1606	3.8	46	11
November	4	89	345	3.9	18	4	13	281	1108	3.9	20	10
Dec./Jan.	5	131	797	6.1	63	6	13	262	1198	4.6	63	7
Games 1-8	8	177	758	4.3	53	6	32	725	2943	4.1	53	16
Games 9-16	8	206	1095	5.3	63	10	22	472	2039	4.3	63	16
Wins	9	237	1110	4.7	63	11	26	651	2732	4.2	63	23
Losses	7	146	743	5.1	55	5	28	546	2250	4.1	55	9
Ties	-	-	-	-	-	-	-	-	-	-	-	-

# RICKY WILLIAMS' RECEIVING BREAKDOWN

	2002						CAREER					
	G	NO	YDS	AVG	LG	TD	G	NO	YDS	AVG	LG	TD
Buffalo	2	5	29	5.8	22	0	3	6	48	8.0	22	1
Miami	-	-	-	-	-	-	-	-	-	-	-	-
New England	2	3	9	3.0	8	0	3	6	48	8.0	18	0
N.Y. Jets	2	7	59	8.4	13	0	3	8	65	8.1	13	0
<b>AFC East</b>	6	15	97	6.5	22	0	9	20	161	8.1	22	1
Baltimore	1	5	28	5.6	8	0	1	5	28	5.6	8	0
Cincinnati	-	-	-	-	-	-	-	-	-	-	-	-
Cleveland	-	-	-	-	-	-	1	3	8	2.7	4	0
Pittsburgh	-	-	-	-	-	-	-	-	-	-	-	-
<b>AFC Central</b>	1	5	28	5.6	8	0	2	8	36	4.5	8	0
Houston	-	-	-	-	-	-	-	-	-	-	-	-
Indianapolis	1	2	62	31.0	52	1	2	6	110	18.3	52	1
Jacksonville	-	-	-	-	-	-	1	2	27	13.5	14	0
Tennessee	-	-	-	-	-	-	1	0	0	0.0	0	0
<b>AFC South</b>	1	2	62	31.0	52	1	4	8	137	17.1	52	1



# RICKY WILLIAMS' RECEIVING BREAKDOWN

## 2002


## CAREER

	G	NO	YDS	AVG	LG	TD	G	NO	YDS	AVG	LG	TD
Denver	1	4	30	7.5	16	0	1	4	30	7.5	16	0
Kansas City	1	7	60	8.6	29	0	1	7	60	8.6	29	0
Oakland	1	5	39	7.8	14	0	1	5	39	7.8	14	0
San Diego	1	2	8	4.0	12	0	2	6	35	5.8	13	1
<b>AFC West</b>	<b>4</b>	<b>18</b>	<b>137</b>	<b>7.6</b>	<b>29</b>	<b>0</b>	<b>5</b>	<b>22</b>	<b>164</b>	<b>7.5</b>	<b>29</b>	<b>1</b>
<b>AFC Total</b>	<b>12</b>	<b>40</b>	<b>324</b>	<b>8.1</b>	<b>52</b>	<b>0</b>	<b>20</b>	<b>58</b>	<b>498</b>	<b>8.6</b>	<b>52</b>	<b>3</b>
Dallas	-	-	-	-	-	-	1	3	31	10.3	14	0
N.Y. Giants	-	-	-	-	-	-	2	5	40	8.0	41	0
Philadelphia	-	-	-	-	-	-	1	7	52	7.4	21	0
Washington	-	-	-	-	-	-	1	1	7	7.0	7	0
<b>NFC East</b>	<b>-</b>	<b>-</b>	<b>-</b>	<b>-</b>	<b>-</b>	<b>-</b>	<b>5</b>	<b>16</b>	<b>130</b>	<b>8.1</b>	<b>41</b>	<b>0</b>
Chicago	1	0	0	0.0	0	0	3	5	67	13.4	18	0
Detroit	1	0	0	0.0	0	0	2	4	29	7.3	17	0
Green Bay	1	4	23	5.8	10	0	1	4	23	5.8	10	0
Minnesota	1	3	16	5.3	9	0	2	8	58	7.3	16	0
<b>NFC Central</b>	<b>4</b>	<b>7</b>	<b>39</b>	<b>5.6</b>	<b>10</b>	<b>0</b>	<b>8</b>	<b>21</b>	<b>177</b>	<b>8.4</b>	<b>18</b>	<b>0</b>
Atlanta	-	-	-	-	-	-	4	21	160	7.6	20	0
Carolina	-	-	-	-	-	-	6	18	171	9.5	42	0
New Orleans	-	-	-	-	-	-	-	-	-	-	-	-
Tampa Bay	-	-	-	-	-	-	2	8	37	4.6	9	0
<b>NFC South</b>	<b>-</b>	<b>-</b>	<b>-</b>	<b>-</b>	<b>-</b>	<b>-</b>	<b>12</b>	<b>47</b>	<b>368</b>	<b>7.8</b>	<b>42</b>	<b>0</b>
Arizona	-	-	-	-	-	-	1	9	92	10.2	19	0
St. Louis	-	-	-	-	-	-	2	8	32	4.0	18	0
San Francisco	-	-	-	-	-	-	5	15	123	8.2	34	0
Seattle	-	-	-	-	-	-	1	5	35	7.0	12	0
<b>NFC West</b>	<b>-</b>	<b>-</b>	<b>-</b>	<b>-</b>	<b>-</b>	<b>-</b>	<b>9</b>	<b>37</b>	<b>282</b>	<b>7.6</b>	<b>34</b>	<b>0</b>
<b>NFC Total</b>	<b>4</b>	<b>7</b>	<b>39</b>	<b>5.6</b>	<b>10</b>	<b>0</b>	<b>34</b>	<b>121</b>	<b>957</b>	<b>7.9</b>	<b>42</b>	<b>0</b>
Home	8	16	122	7.6	22	0	27	80	634	7.9	42	0
Road	8	31	241	7.8	52	1	27	99	821	8.3	52	3
1st Down	16	18	167	9.3	52	0	-	-	-	-	-	-
2nd Down	16	21	146	7.0	29	0	-	-	-	-	-	-
3rd Down	16	8	50	6.3	22	1	-	-	-	-	-	-
4th Down	16	0	0	0.0	0	0	-	-	-	-	-	-
1st Half	16	29	246	8.5	52	1	-	-	-	-	-	-
2nd Half	16	18	117	6.5	22	0	-	-	-	-	-	-
Overtime	1	0	0	0.0	0	0	-	-	-	-	-	-
Grass	13	38	278	7.3	29	0	26	86	715	8.3	41	1
Turf	3	9	85	9.4	52	1	28	93	740	8.0	52	2
Aug./Sept.	4	11	145	13.2	52	1	12	39	361	9.3	52	3
October	3	6	54	9.0	22	0	16	56	457	8.2	24	0
November	4	16	95	5.9	12	0	13	40	391	9.8	34	0
Dec./Jan.	5	14	69	4.9	14	0	13	44	246	5.6	42	0
Games 1-8	8	21	222	10.6	52	1	32	107	921	8.6	52	3
Games 9-16	8	26	141	5.4	14	0	22	72	534	7.4	42	0
Wins	9	21	192	9.1	52	1	26	82	846	10.3	52	3
Losses	7	26	171	6.6	29	0	28	97	609	6.3	41	0
Ties	-	-	-	-	-	-	-	-	-	-	-	-

## DOLPHINS TWICE OPEN WITH 10-0 RECORD

Since the 1970 merger of the American and National Football Leagues, Miami is the only NFL team to twice open up a season with 10 or more consecutive wins. The Dolphins did it in 1972 (14 wins) and 1984 (11 wins), while five other teams have accomplished a 10 or more game season-opening winning streak on one occasion — Minnesota in 1975 (10 wins), Chicago in 1985 (13 wins), N.Y. Giants in 1990 (10 wins), San Francisco in 1990 (10 wins), Washington (11 games) in 1991 and Denver (13 games) in 1998.

# Shawn Wooden • 22 • Safety



**Height/Weight**.....5-11, 205  
**Born**.....10/23/73  
**College**.....Notre Dame '96  
**Acquired**.....FA, 2001  
**Signed Through**.....2003  
**NFL** .....Eighth Season  
**Dolphins** .....Seventh Season

## PRO CAREER

**2002** — Played in all 16 regular season games, including two starts . . . Recorded 21 tackles (14 solo), an interception and two pass breakups on defense, and 16 stops on special teams, which ranked fourth on the squad . . .

First start of the year came in season's second week, at Indianapolis (9/15), as the Dolphins opened with six defensive backs . . . Registered a season-high four tackles in the game . . . Lone interception of the year came the following week in 30-3 victory over the N.Y. Jets (9/22) when he picked off a Vinny Testaverde pass at the Jets' 26 which led to a Dolphins touchdown two plays afterward . . . Had three tackles apiece in wins over New England (10/6) and Oakland (12/15) . . . Notched a season-high three special teams tackles in a game on two occasions; at Indianapolis (9/15) and at Buffalo (12/1) . . . Posted a pair on three occasions.

**2001** — Signed a two-year contract with the Dolphins as a free agent on June 29, 2001 after being released by Chicago on June 26 . . . Played in 13 games, all in a reserve role . . . Was inactive for three contests . . . Recorded three tackles on defense and 20 stops on special teams, which ranked third on the squad . . . Registered three special teams tackles in games at Indianapolis (11/11), at Buffalo (11/25), vs. Denver (12/2) and vs. Indianapolis (12/10) . . . Was inactive for games at Tennessee (9/9), at San Francisco (12/16) and vs. Buffalo (1/6/02) . . . Appeared in First-Round playoff game vs. Baltimore in a reserve role . . . Did not post any stats.

**2000** — Signed with the Bears as an unrestricted free agent from the Dolphins on March 9, 2000 . . . Appeared in 11 games with the Bears, all in a reserve role . . . Was inactive for five contests . . . Registered 13 tackles, a pass defended, a fumble recovery and a forced fumble . . . Added seven stops on special teams . . . Was inactive for four straight weeks (3-6) with a hamstring injury . . . Also was inactive for the season finale with a rib injury . . . Had his best game at Philadelphia (10/22) when he recorded four tackles, a fumble recovery and a forced fumble.

**1999** — Underwent successful arthroscopic surgery on his left knee prior to the season, on May 3, 1999 . . . The surgery involved the debridement of scar tissue, and it was performed by Dr. John Uribe at HealthSouth Doctors' Hospital in Coral Gables . . . Played in 15 games, starting six of them at strong safety, including each of the final four . . . Finished fourth on the team and second among defensive backs with 75 total tackles (53 solo) . . . Also posted a fumble recovery and 17 stops on special teams, a figure which was fourth-most on the club . . . Was inactive vs. Philadelphia (10/24) with a fractured left thumb . . . Notched a season-high 14 tackles at Buffalo (11/14), when he opened at strong safety, his first starting assignment of the year . . . Added ten stops vs. Indianapolis (12/5) . . . Started both playoff games following the season at strong safety . . . Ranked third on the team with 11 tackles . . . Also recovered a fumble and forced a fumble as well . . . Added two stops on special teams . . . Had six tackles, a fumble recovery and a forced fumble in Divisional contest at Jacksonville (1/15/00).

## F I N I S F A C T

As a sophomore at Abington (Pa.) High School, Shawn started at running back ahead of current Titans RB Eddie George.





**1998** – Played in two games, starting one of them . . . Opened at strong safety in season-opener at Indianapolis (9/6) . . . Recorded 12 total tackles, a forced fumble and a pass defended against the Colts, and was awarded a defensive game ball . . . Also registered a pair of stops on special teams in the contest . . . Sustained torn anterior cruciate and medial collateral ligaments in his left knee on the opening kickoff of the second game of the season, vs. Buffalo (9/13) . . . Underwent surgery to repair the damage on September 14 . . . The surgery was performed by Dr. John Uribe at HealthSouth Doctors' Hospital in Coral Gables . . . Was placed on Injured Reserve on September 15, where he spent the final 14 regular season games and both playoff contests.

**1997** – Played in all 16 regular season games, starting 15 of them at strong safety . . . Did not start one contest as a result of an injury . . . Finished the year with 121 tackles (86 solo), two interceptions, four passes defended, three fumble recoveries and a forced fumble . . . Added eight tackles on special teams . . . Tackle total was second on the squad and first among defensive backs . . . Recorded 10 tackles, two interceptions and a fumble recovery in season-opening win over Indianapolis (8/31) . . . For his performance, Wooden was named AFC Defensive Player of the Week for the first time in his career . . . It marked the first time a Dolphin had earned that honor since the final week of the 1995 season when CB Terrell Buckley was honored for his effort at St. Louis . . . Led the Dolphins with 12 tackles the following week vs. Tennessee (9/7) . . . Had eight tackles and a fumble recovery at Buffalo (11/2) . . . Led club with a career-high 15 tackles vs. Buffalo (11/17) . . . Sustained a partial muscle tear in his right forearm during practice on December 3 . . . Although he played sparingly in a reserve role vs. Detroit (12/7), still produced three tackles on defense and two stops on special teams . . . Was second on the team with nine tackles, including a fumble recovery, at Indianapolis (12/14) . . . Started at strong safety in First-Round Playoff game at New England (12/28) . . . Registered seven tackles.

**1996** – Played in all 16 contests with 11 starts as a rookie . . . Finished second on team with 85 tackles (68 solo) and third with six passes defended . . . Added two interceptions, one fumble recovery and four special teams tackles . . . Led team in tackles three times and finished second on three occasions . . . Saw reserve action for first five weeks of season . . . Started at free safety in weeks 6-12, and at strong safety for the final four games . . . Recorded four tackles in first NFL start, at Buffalo (10/13) . . . Recorded six tackles and first career interception, at Philadelphia (10/20) . . . Led team with 12 tackles, including a pass defended, against Dallas (10/27) . . . Recorded seven tackles and an interception at New England (11/3) . . . Topped team with 11 tackles at Oakland (12/1), when he recorded the first fumble recovery of his career . . . Tied for team-lead with season-high 14 tackles against N.Y. Giants (12/8) . . . Sixth-round draft pick (189th overall) by Miami in 1996.

## COLLEGE

Four-year letterman (1991, 93-95) and two-year starter at Notre Dame . . . Finished with 63 tackles (41 solo), three interceptions, six passes defended and one tackle for loss as a senior . . . Started every game at right cornerback as a junior . . . Finished with 59 tackles (48 solo) and added two stops for losses, eight pass deflections and an interception . . . Played in eight games as a sophomore . . . Recorded 16 tackles, one interception and one stop for loss . . . Recovered an onside kick with 2:24 remaining and deflected a Charlie Ward pass as time ran out to preserve a 31-24 win over Florida State . . . Suffered torn cartilage in right knee on onside kickoff and had further damage caused when someone jumped on his back during the post-game celebration . . . Forced to undergo arthroscopic surgery that kept him out of the season finale against Boston College and the Cotton Bowl against Texas A&M . . . Sat out 1992 due to disc problems in back . . . Played in five games as a reserve flanker as a freshman . . . Holds B.S. in computer science.

## PERSONAL

Engaged to Marcia Reeves . . . Has a son, Blake (9/29/98) . . . Named All-America honorable mention from USA Today as a senior at Abington (Pa.) High . . . Lettered twice at halfback and defensive back . . . Gained 2,700 yards rushing with 33 touchdowns . . . Gained 1,344 yards with 14 scores, including seven runs of 50 yards or more, and recorded 130 tackles with four

interceptions at safety as a senior . . . Also lettered in baseball and track . . . Enjoys working on computers in spare time . . . Always more than willing to help with any charitable events . . . Received the Dolphins' Community Service Award for 1997 . . . Has worked with F.A.D. organizations in Philadelphia and participated in events benefiting Cystic Fibrosis Foundation . . . Along with other Dolphins defensive backs, has been part of the "Prudential No Passing Zone" program which, in conjunction with Prudential, has helped 2,300 children from the Broward Boys & Girls Clubs attend Dolphins home games . . . Participated in the Miami Dolphins Fishing Tournament benefiting the Cystic Fibrosis Foundation . . . Has assisted in building houses for Habitat for Humanity . . . Also has personally donated money to help build homes as part of the Habitat for Humanity "Home Team" program . . . Full name is Shawn Anthony Wooden, born October 23, 1973, in Philadelphia, Pa.

## SHAWN WOODEN'S NFL REGULAR SEASON STATISTICS

YEAR	TEAM	G-S	TACK.	ASST.	TOTAL	FUM. REC.	INT.	YDS.	LG	TD
1996	Miami	16-11	68	17	85	1	2	15	15	0
1997	Miami	16-15	86	35	121	3	2	10	10	0
1998	Miami	2-1	10	2	12	0	0	0	0	0
1999	Miami	15-6	53	22	75	1	0	0	0	0
2000	Chicago	11-0	8	5	13	1	0	0	0	0
2001	Miami	13-0	2	1	3	0	0	0	0	0
2002	Miami	16-2	14	7	21	0	1	0	0	0
7-YEAR TOTALS		89-35	241	89	330	6	5	25	15	0
MIAMI TOTALS		78-35	233	84	317	5	5	25	15	0

## SHAWN WOODEN'S NFL PLAYOFF STATISTICS

YEAR	TEAM	G-S	TACK.	ASST.	TOTAL	FUM. REC.	INT.	YDS.	LG	TD
1997	Miami	1-1	6	1	7	0	0	0	0	0
1999	Miami	2-2	10	1	11	1	0	0	0	0
2001	Miami	1-0	0	0	0	0	0	0	0	0
PLAYOFF TOTALS		4-3	16	2	18	1	0	0	0	0

## ADDITIONAL STATS

**Passes Defensed:** (Miami) 6 in 1996, 4 in 1997, 1 in 1998, (Chicago) 1 in 2000, (Miami) 2 in 2002 for total of 14

**Forced Fumbles:** (Miami) 1 in 1997, 1 in 1998, (Chicago) 1 in 2000 for total of 3 (P-1)

**Special Teams Tackles:** (Miami) 4 in 1996, 8 in 1997, 2 in 1998, 17 in 1999, (Chicago) 7 in 2000, (Miami) 20 in 2001, 16 in 2002 for total of 74 (P-2)

## DOLPHINS RECORD IN HOME OPENERS

In home openers, Miami is 30-6-1 (.824). In road openers, the Dolphins are 21-15-1 (.581). In addition, the Dolphins own a 29-4 (.879) record in home openers since the 1970 merger of the National and American Football Leagues, which is the best of any NFL club over that time span, ahead of the Raiders (27-5-1, .833).

## 1984 DOLPHINS OFFENSE IS BEST IN NFL

In the 1984 season, the Dolphins established a number of NFL season records, including most yards gained (6,936), most yards gained by passing (5,018), most first downs (387), most touchdowns (70), most passing touchdowns (49) and most PATs (66). Five of the six marks still stand as NFL records. The only exception is yards gained passing, which was eclipsed by the 2000 St. Louis Rams (5,232).



# Jeff Zgonina • 92 • Defensive Tackle



**Height/Weight**.....6-2, 285  
**Born**.....5/24/70  
**College** .....Purdue '93  
**Acquired**.....UFA (St.L.), 2003  
**Signed Through**.....2006  
**NFL**.....11th Season  
**Dolphins** .....First Season

## PRO CAREER

## F I N S F A C T

**2002** – Signed a four-year contract with the Dolphins as an unrestricted free agent from St. Louis on March 31, 2003 . . . Started all 16 games at right defensive tackle for the Rams in '02 . . . Recorded a career-high 81 tackles . . . Added four sacks for 29 yards in losses, 15 quarterback pressures, three forced fumbles, a fumble recovery and four passes defended . . .

Sack total tied for third on the team and marked the second-highest total of his career . . . Of his four sacks, forced the ball loose on three of them . . . Had five other stops for loss, the third-highest figure on the club . . . Registered a sack of Broncos QB Brian Griese in opener at Denver (9/8) . . . Tied a career-high with nine tackles the following week vs. N.Y. Giants (9/15) . . . Notched seven tackles vs. Dallas (9/29), when he forced and recovered a Joey Galloway fumble . . . Posted four tackles, including an 11-yard sack of QB Rich Gannon, vs. Oakland (10/13) . . . Played in the 100th regular season game of his career the week afterwards vs. Seattle (10/20) . . . Tallied seven stops at Philadelphia (12/1), when he forced the ball loose from QB A.J. Feeley on a 12-yard sack, and which was recovered by Grant Wistrom . . . Came up with six tackles at Seattle (12/22) as he also stripped the ball from QB Matt Haselebeck on a sack, and which was recovered by Travis Fisher.

Jeff co-owns "Mo Betta Bull Company", which raises bulls. He also helped to start a magazine called "Loops", which is the official publication of the United States Calf Ropers Association (USCRA) and the Professional Ropers Association (PRA).

**2001** – Started 13 games . . . Was on the inactive list for three contests with a thumb injury . . . Opened all three playoff contests . . . Notched 66 tackles, four fumble recoveries and two passes defended . . . Came up with 14 tackles in the postseason . . . Collected six tackles and made a fumble recovery on the first play of season in opener at Philadelphia (9/9) . . . Had five tackles vs. Miami (9/30) before sustaining an injured thumb . . . Was inactive for each of the next three contests . . . Returned to set career high with nine tackles vs. New Orleans (10/28), three of which were for loss . . . Recorded eight tackles in NFC Championship Game vs. Philadelphia (1/27/02) . . . Made four tackles in Super Bowl XXXVI against New England (2/3/02).

**2000** – Saw action in 16 games with 11 starts . . . Produced 42 tackles, two sacks, 25 quarterback pressures and one fumble recovery . . . Made first NFL start and led the defensive line with six tackles at Seattle (9/10) . . . Tallied four tackles and his first sack of the season, at Atlanta (9/24) . . . Led the defensive line with five tackles vs. Washington (11/20) . . . Collected a season-high seven tackles, including a sack and team-high two quarterback pressures, at Carolina (12/3) . . . Made four tackles, including two for loss, in NFC First-Round Playoff game at New Orleans (12/30).

**1999** – Signed with the Rams as an unrestricted free agent from Indianapolis on March 26, 1999 . . . Played in all 16 games in a reserve role with St. Louis . . . Posted 41 tackles, a career-high 4.5 sacks for 20.5 yards in losses and a pass defended . . . Recorded a season-high six

total tackles at Cincinnati (10/3) . . . Collected four tackles, including his first sack of the season, at Atlanta (10/17) . . . Had four tackles and a sack at San Francisco (11/21) . . . Equaled a career-high by posting two sacks at New Orleans (12/12) . . . Appeared in all three of the Rams' playoff games following the season in a reserve role . . . Recorded two tackles and a sack in NFC Championship Game vs. Tampa Bay (1/23/00) . . . Posted four tackles in Super Bowl XXXIV against Tennessee the following week (1/30/00).

**1998** – Was released by the Rams on August 30, 1998 . . . Signed by Oakland on October 13 and released by the Raiders on October 18 . . . Was signed by Indianapolis on November 25 . . . Played in two games with the Colts in a reserve role . . . Was inactive for three contests . . . Did not post any stats.

**1997** – Played in 15 games, all in a reserve role . . . Registered 22 tackles, two sacks and two passes defended . . . Added four special teams tackles . . . Earned the Rams' 12th Man Award and special teams Ram Hits award by the coaching staff . . . Both sacks came at Washington (11/30) . . . Was placed on injured reserve on December 15 with an injury to his index finger, and missed the season finale.

**1996** – Was released by Carolina on August 19 . . . Signed by Atlanta on October 8 . . . Went on to play in eight games with the Falcons . . . Was inactive for three contests . . . Tallied 19 tackles, a sack and a fumble recovery . . . First NFL sack came when tackled 49ers QB Steve Young vs. San Francisco (12/2) . . . Recovered a fumble vs. St. Louis (12/15).

**1995** – Was waived by Pittsburgh on August 27 and claimed by Carolina a day later . . . Appeared in two games with the Panthers in a reserve role . . . Was inactive for 13 matchups, dressed but did not play in another . . . Registered a pair of tackles.

**1994** – Played in 16 games, all in a reserve role, with the Steelers . . . Recorded ten tackles on defense and three on special teams.

**1993** – Played in five games, all in a reserve role, in his rookie season with the Steelers . . . Was inactive for eight contests, dressed but did not play in another . . . Came up with 16 tackles and a fumble recovery . . . Saw action in five of the final seven games . . . Seventh-round draft choice (185th overall) of Pittsburgh in 1993.

## COLLEGE

Was a four-year starter at Purdue (1989-92) . . . Set school record for tackles for loss in career with 75 . . . Was the Big 10 Defensive Player of the Year as a senior in 1992 when he recorded 101 tackles, including 28 for loss, five forced fumbles and a conference-leading 13 sacks . . . Also served as team captain and was a finalist for the Lombardi Award . . . Was a first-team All-Big 10 choice as a junior when he posted 76 tackles from his nose tackle spot . . . Collected a career-high 123 tackles as a sophomore . . . Handled the long-snapping duties each of his first three years . . . Graduated with a degree in community health promotion.

## PERSONAL

Married to Cammie with a daughter, Bailey Olivia . . . Attended Carmel High School in Mundelein, Ill . . . Earned all-Chicago, all-Catholic league, all-county and all-state honors in football . . . Also lettered in basketball, hockey, and track . . . Was part of Rams defensive line that raised more than \$100,000 for St. Patrick Center through Sack Homelessness program . . . Is an avid outdoorsman who enjoys hunting, fishing and raising bulls . . . Full name is Jeffrey Marc Zgonina (pronounced ska-KNEE-na), born May 24, 1970 in Chicago, Ill.



## JEFF ZGONINA'S NFL REGULAR SEASON STATISTICS

YEAR	TEAM	G-S	TACK.	ASST.	TOTAL	FUM. REC.	FOR. FUM.	QB SACK	YDS LOST
1993	Pittsburgh	5-0	11	5	16	1	0	0	0
1994	Pittsburgh	16-0	6	4	10	0	0	0	0
1995	Carolina	2-0	2	0	2	0	0	0	0
1996	Atlanta	8-0	14	5	19	1	0	1	4
1997	St. Louis	15-0	19	3	22	0	0	2	9
1998	Indianapolis	2-0	0	0	0	0	0	0	0
1999	St. Louis	16-0	27	14	41	0	0	4.5	20.5
2000	St. Louis	16-11	31	11	42	1	0	2	5
2001	St. Louis	13-13	34	32	66	2	0	0	0
2002	St. Louis	16-16	28	53	81	1	3	4	29
10-YEAR TOTALS		109-40	172	127	299	6	3	13.5	67.5

## JEFF ZGONINA'S NFL PLAYOFF STATISTICS

YEAR	TEAM	G-S	TACK.	ASST.	TOTAL	FUM. REC.	FOR. FUM.	QB SACK	YDS LOST
1993	Pittsburgh	0-0	0	0	0	0	0	0	0
1994	Pittsburgh	2-0	0	0	0	0	0	0	0
1999	St. Louis	3-0	5	3	8	0	0	1	5
2000	St. Louis	1-0	2	2	4	0	0	0	0
2001	St. Louis	3-3	5	9	14	0	0	0	0
PLAYOFF TOTALS		9-3	12	14	26	0	0	1	5

## ADDITIONAL STATS

**Passes Defensed:** (St. Louis) 2 in 1997, 1 in 1999, 2 in 2001, 4 in 2002 for total of 9

**Special Teams Tackles:** (Pittsburgh) 3 in 1994, (Atlanta) 2 in 1996, (St. Louis) 4 in 1997 for total of 9

**Kickoff Returns:** (Pittsburgh) 2 for 8 yards in 1994, (St. Louis) 1 for 5 yards in 1997 for total of 3 for 13 yards

## CLAYTON, DUPER TO JOIN HONOR ROLL

Former Dolphins wide receivers Mark Clayton and Mark Duper – popularly known as the “Marks Brothers” – will become the 13th and 14th members of the Dolphin Honor Roll during induction ceremonies to be held at halftime the Dolphins-Eagles Monday night game on December 15 at Pro Player Stadium. The pair will be the first inductees since quarterback Dan Marino on September 17, 2000.

Combined, the duo totaled 1,030 receptions for 16,943 yards and 134 touchdowns from Dan Marino, as they accounted for almost 21 percent of Marino's career completion total, nearly 27 percent of his career passing yards and 32 percent of his touchdown total. Clayton hauled in 538 passes for 8,468 yards and 79 touchdowns from the future Hall of Fame signal caller, while Duper snared 492 passes for 8,475 yards and 55 touchdowns. In fact, Marino and Clayton are second all-time in NFL history among quarterback-receiver scoring combinations, while Marino-Duper are tied for eighth.




Former Dolphins wide receivers Mark Duper, left, and Mark Clayton, right, will become the 13th and 14th members of the Dolphins Honor Roll during induction ceremonies at halftime of the Dolphins game against the Philadelphia Eagles on December 15, 2003

# 2003 DRAFT CHOICES

RD.	NO.	NAME	POS.	HT.	WT.	BIRTH-DATE	COLLEGE
2	49	Eddie Moore	LB	6-0	230	7/5/80	Tennessee
3a	78	Wade Smith	T	6-4	300	4/26/81	Memphis
3b	87	Taylor Whitley	G	6-4	315	2/21/80	Texas A&M
5a	156	Donald Lee	TE	6-3	255	8/31/80	Mississippi State
5b	169	J.R. Tolver	WR	6-1	205	1/13/80	San Diego State
6a	181	Corey Jenkins	LB	6-0	222	8/25/76	South Carolina
6b	209	Tim Provost	T	6-5	300	8/24/80	San Jose State
6c	213	Jeremiah Bell	S	6-1	200	3/3/78	Eastern Kentucky
7	248	Davern Williams	DT	6-3	305	2/13/80	Troy State

## Jeremiah Bell • 46 • Safety



**Height/Weight**.....6-1, 200  
**Born**.....3/3/78  
**College**...Eastern Kentucky '03  
**Draft** .....D6c, 213

### COLLEGE

Four-year starter at Eastern Kentucky . . . Missed his senior season after sustaining a knee injury in a pickup basketball game prior to the season . . . Started ten games as a junior . . . Led team with 86 tackles (61 solo) and six interceptions . . . Added three tackles for loss, one sack, 15 passes defended, a fumble recovery and two forced fumbles . . . Also blocked two kicks and returned a punt for 24 yards . . . Earned recognition as a first-team Division I-AA All-American by the Associated Press and the American Football Coaches . . . Was a finalist for the Buck Buchanan Award, signifying I-AA football's top defensive player . . . Also named first-team all-Ohio Valley Conference, OVC Defensive Player of the Year and made the ECU Winners Club on both defense and special teams . . . He was selected player of the year among defensive backs and chosen ECU's most valuable player on defense . . . Top game of 2001 came against league champion Eastern Illinois when he had 13 tackles, two interceptions, a fumble recovery, two tackles for loss and a quarterback sack . . . Led team as sophomore with 110 tackles (63 solo) and added two interceptions and a fumble recovery . . . Was selected by the ECU coaching staff as the school's Defensive MVP . . . Recorded six games with double-digit tackles . . . Had 20 tackles against Tennessee Tech . . . Won the 1999 ECU team award for Defensive Back of the Year as a freshman . . . Recorded three games with double-digit tackles . . . His top effort of 1999 was a 14 tackle performance against OVC champion, Tennessee State . . . Named as OVC Newcomer of the Week for the Western Kentucky game when he was credited with 11 tackles, with two tackles for loss . . . Majored in physical education.

### F I N S F A C T

Jeremiah is the first player the Dolphins have ever drafted from Eastern Kentucky.



## PERSONAL

Single, resides in Winchester, Ky . . . Has a daughter, Yamia (7/23/00) . . . Graduated from George Rogers Clark High School in Winchester . . . Also lettered in basketball . . . Growing up, the Chicago Bulls were his favorite sports team and Michael Jordan was his favorite athlete . . . Lists "Remember the Titans" as favorite movie, "My Wife and Kids" as favorite television show and DMX as favorite recording artist . . . Full name is Jeremiah Neavius Bell, born March 3, 1978 in Winchester, Ky.

## YEREMIAH BELL'S COLLEGE STATISTICS

YEAR	TEAM	G-S	TACK.	ASST.	TOTAL	FUM. REC.	INT.	YDS.	LG	TD
1998	E. Kentucky				REDSHIRTED					
1999	E. Kentucky	11-NA	46	16	62	2	1	0	0	0
2000	E. Kentucky	11-11	63	47	110	1	2	68	52t	1
2001	E. Kentucky	10-10	61	25	86	1	6	46	39	0
2002	E. Kentucky				DID NOT PLAY - INJURED					
<b>COLLEGE TOTALS</b>		<b>32-NA</b>	<b>170</b>	<b>88</b>	<b>258</b>	<b>4</b>	<b>9</b>	<b>114</b>	<b>52t</b>	<b>1</b>

## ADDITIONAL STATS

**Forced Fumbles:** 4 in 1999, 3 in 2001 for total of 7

**Punt Returns:** 1 for 8 yards in 1999; 1 for 24 yards in 2001 for total of 2 for 32 yards


**Tackles For Loss:** 3 for 9 yards in 1999, 3 for 7 yards in 2000, 3 for 20 yards in 2001 for total of 9 for 36 yards

**Passes Defensed:** 8 in 1999, 8 in 2000, 15 in 2001 for total of 31

**Sacks:** 0.5 for 2 yards in 2000, 1 for 15 yards in 2001 for total of 1.5 for 17 yards

**Blocked Kicks:** 1 in 2000, 2 in 2001 for total of 3

## Corey Jenkins • 57 • Linebacker



**Height/Weight**.....6-0, 222  
**Born**.....8/25/76  
**College** .....South Carolina '03  
**Draft** .....D6a, 181  
**Signed Through**.....2005

## COLLEGE

Two-year letterman and one-year starter at South Carolina . . . Transferred from Garden City (Kan.) Community College . . . Will line up at linebacker for Dolphins after seeing action at quarterback and safety in college . . . Played in 12 games with nine starts as a senior . . . Appeared in the first 10 games at quarterback before shifting to the strong safety position for

## FINS & FACT

Following his senior year of high school, Corey was a first-round draft choice of the Boston Red Sox as an outfielder, and spent four years in the minor league systems of both the Red Sox and White Sox prior to enrolling at Garden City (Kan.) Community College in 1999.

the final two contests . . . Recorded ten tackles (nine solo) with a pair of forced fumbles on defense . . . Completed 100 of 180 passes (55.6 percent) for 1,334 yards and seven touchdowns and 10 interceptions . . . Led the team with 160 carries for 655 yards (4.1 avg.) and four scores . . . Averaged 198.9 yards per game in total offense in 10 contests on offense . . . Rushed 17 times for 101 yards and completed 14 of 24 tosses for 180 yards, including a touchdown, against Georgia . . . Gained 198 yards on 18 of 23 passes and a pair of scores, adding two touchdown runs against Temple . . . Registered eight solo tackles and caused a fumble on a kickoff return against Florida . . . Saw reserve action in 11 games at quarterback as a junior . . . Gained 194 yards on 11 of 24 passes and carried 59 times for 313 yards (5.1 avg.) and three touchdowns . . . Was a two-time Junior College All-America choice at Garden City (Kan.) Community College . . . Rushed for 816 yards and ten touchdowns and threw for 932 yards and eight scores in 2000 as team finished the season 10-0 and ranked number one in the junior college ranks . . . Majored in sociology.

## PERSONAL

Resides in Lexington, S.C. . . Engaged to Prischilla Ramsey . . . Originally signed with South Carolina coming out of high school (1995) but opted for a career in professional baseball after he was a first-round draft pick by the Boston Red Sox . . . Spent four years playing baseball with both the Red Sox and Chicago White Sox organizations before coming back to football in 1999 . . . One of 12 siblings . . . His older brother, Dee, played baseball in the San Diego Padres organization . . . Was an all-state quarterback and offensive player of the year at Dreher High School in Columbia, S.C. . . For his career, he threw for 3,400 yards and 45 touchdowns, and rushed for 2,800 yards and 36 touchdowns . . . Has worked with the Boys and Girls Clubs . . . Growing up, favorite athlete was Bo Jackson . . . Lists "Scarface" as favorite movie, "Martin" as favorite television show and 2Pac as favorite recording artist . . . Full name is Corey LaVester Jenkins, born August 25, 1976 in Columbia, S.C.

## COREY JENKINS' COLLEGE STATISTICS

YEAR TEAM	G-S	TACK.	ASST.	TOTAL	FUM. REC.	FOR. FUM.	QB SACK	YDS LOST
2001 South Carolina	11-0	0	0	0	0	0	0	0
2002 South Carolina	12-9	9	1	10	0	2	0	0
<b>COLLEGE TOTALS</b>	<b>23-9</b>	<b>9</b>	<b>1</b>	<b>10</b>	<b>0</b>	<b>2</b>	<b>0</b>	<b>0</b>

## ADDITIONAL STATS

**Passing:** 11 of 24, 45.8 pct., 194 yards, 0 TDs, 1 INT, long of 60 in 2001; 100 of 180, 55.6 pct., 1,334 yards, 7 TDs, 10 INTs, long of 60 in 2002 for total of 111 of 204, 54.4 pct., 1,528 yards, 7 TDs, 11 INTs

**Rushing:** 59 for 313, 5.1 avg., 3 TDs, long of 41 in 2001; 160 for 655 yards, 4.1 avg., 4 TDs, long of 42 for total of 219 for 968 yards, 4.4 avg., 7 TDs, long of 42

## DOLPHINS RECORD WITH 70,000-PLUS FANS

The Dolphins owned a mark of 8-4 (7-1 at home and 1-3 on the road) in 2002 in games where the attendance was greater than 70,000. Overall since the club's inception in 1966, the Dolphins have a 108-69 (.610) record in regular season games where the attendance was greater than 70,000— 82-31 (.726) at home, 27-36 (.429) on the road and 1-2 (.333) in Super Bowls.



## Donald Lee • 85 • Tight End




Height/Weight.....6-3, 255  
Born.....8/31/80  
College ....Mississippi State '03  
Draft .....D5a, 156  
Signed Through.....2006

### COLLEGE

Four-year letterman and three-year starter at Mississippi State . . . Started 30 of 45 games during his career, making 61 catches for 611 yards (10.0 avg) and three touchdowns . . . Overcame a reading disability to earn Southeastern Conference Academic Honor Roll recognition . . . Played in all 12 games with ten starts as a senior . . . Ranked fourth on the team with 22 catches for 161 yards (7.3 avg) and a touchdown . . . Also recorded a pair of solo tackles . . . Hauled in four passes for 25 yards against Troy State . . . Scored a touchdown on a 10-yard grab, finishing with 28 yards on three receptions, against Tennessee . . . Played in all 11 games with nine starts as a junior . . . Caught 16 passes for 197 yards (12.3 avg) and recorded a solo tackle . . . Hauled in two passes for 76 yards and posted a solo tackle against Arkansas . . . Played in all 11 games with eight starts as a sophomore . . . Named to the SEC Academic Honor Roll after posting a 3.22 grade point average . . . Recorded 19 catches for 204 yards (10.7 avg) and a touchdown . . . Also recorded a solo tackle . . . Posted three catches for 67 yards and a 22-yard score against Middle Tennessee . . . Played in all 11 games with three starts as a freshman . . . Finished with four receptions for 49 yards (12.3 avg) and a touchdown . . . Recorded a solo tackle . . . Gave the team a 23-20 victory with a game-winning five-yard touchdown catch against Mississippi . . . Snared two passes for 29 yards and a score against Texas A&M in the Independence Bowl . . . Graduated this past May with a degree in physical education.

### FINS FACT

When the Dolphins drafted Donald this year, along with the selection of Randy McMichael in 2002, it marked the first time since 1991-92 that the Dolphins drafted tight ends in consecutive years.



### PERSONAL

Single, resides in Pheba, Miss . . . Attended Maben (Miss.) High School . . . Also lettered in track . . . Spent his first three years as a tight end and linebacker before moving to tailback as a senior . . . Led the state Class A ranks with 54 receptions for 1,447 yards and 11 touchdowns as a junior . . . Growing up, was a fan of the Denver Broncos and tight end Shannon Sharpe . . . Lists "Joe Dirt" as favorite movie, "Cosby" as favorite television show and "Sun Up" as favorite book . . . Full name is Donald Tywon Lee, born August 31, 1980 in Maben, Miss.


## DONALD LEE'S COLLEGE STATISTICS

YEAR	TEAM	G-S	NO.	RECEIVING				TD	RUSHING			
				YDS.	AVG.	LG			ATT.	YDS.	LG	TD
1999	Mississippi St.	11-3	4	49	12.3	17		1	0	0	0	0
2000	Mississippi St.	11-8	19	204	10.7	32		1	0	0	0	0
2001	Mississippi St.	11-9	16	197	12.3	62		0	0	0	0	0
2002	Mississippi St.	12-10	22	161	7.3	30		1	0	0	0	0
COLLEGE TOTALS		45-30	61	611	10.0	62		3	0	0	0	0

### ADDITIONAL STATS

**Tackles:** 1 in 1999, 1 in 2000, 1 in 2001, 2 in 2002 for total of 5

## Eddie Moore • 58 • Linebacker



**Height/Weight**.....6-0, 230  
**Born**.....7/5/80  
**College**.....Tennessee '03  
**Draft**.....D2, 49

### COLLEGE

Four-year letterman and two-year starter at Tennessee . . . Finished career with 219 tackles (145 solo), six sacks, 17 stops behind the line of scrimmage, 13 pass deflections, two forced fumbles and a fumble recovery . . . Started all 12 games as a senior . . . Named as a second-team all-Southeastern Conference choice . . . Finished second on the team with a career-high 101 tackles (62 solos), including three sacks, eight stops for losses, three quarterback pressures and six pass deflections . . . Had nine tackles, a sack, two stops for losses and a pass breakup against Rutgers . . . Totaled 15 tackles and a sack against Arkansas . . . Was in on six tackles and a sack against Mississippi State . . . Started all 12 games as a junior . . . Recorded a team-high 81 tackles (58 solos) and added two sacks, seven stops for losses, two forced fumbles, a fumble recovery and three quarterback pressures . . . He also returned an interception 18 yards and deflected six passes . . . Had seven tackles and caused and recovered a fumble against South Carolina . . . Posted eight tackles with a sack and a pair of stops for losses against Notre Dame . . . Collected 11 tackles and a sack against Louisiana State in the SEC Championship game . . . Played in all 11 games as a sophomore . . . Saw action at linebacker and also performed on special teams . . . Recorded 34 tackles with a sack and two stops for losses . . . Majored in sociology.

### FINS & FACT

When Eddie was drafted, it marked the highest slot the Dolphins had selected a linebacker since 1992 when they tabbed Georgia Tech's Marco Coleman with the 12th overall pick. It also was the first time since 1986 that Miami's top pick in a draft was a linebacker.



## PERSONAL

Single, resides in South Pittsburg, Tenn. . . . Has a daughter, Celentria (10/14/99) . . . Attended South Pittsburg (Tenn.) High School . . . Rushed for 74 touchdowns in his career . . . Was named as Tri-State Super Player of the Year, Class A Offensive MVP and was a finalist for Class A Mr. Football honors as a two-way player at safety and running back as a senior . . . Ran for 2,100 yards and had 43 touchdowns as a senior . . . Also had 328 yards receiving and punted for a 37.8 average . . . Had 1,800 yards and a state-leading 29 touchdowns as a junior . . . Also lettered in baseball and basketball . . . Enjoys plants and fishing in spare time . . . Lists "Cutting Edge" as favorite movie and "The Coming of Age in Mississippi" as favorite book . . . Full name is Eddie Deon Moore, born July 5, 1980 in Chattanooga, Tenn.

### EDDIE MOORE'S COLLEGE STATISTICS

YEAR	TEAM	G-S	TACK.	ASST.	TOTAL	FUM. REC.	FOR. FUM.	QB SACK	YDS LOST
1999	Tennessee	11-0	3	0	3	0	0	0	0
2000	Tennessee	11-0	22	12	34	0	0	1	8
2001	Tennessee	12-12	58	23	81	1	2	2	12
2002	Tennessee	12-12	62	39	101	0	0	3	18
COLLEGE TOTALS		46-24	145	74	219	1	2	6	38

### ADDITIONAL STATS

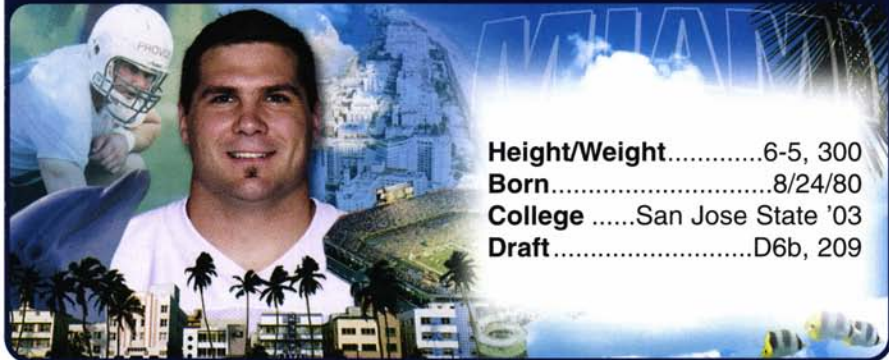
**Interceptions:** 1 for 18 yards in 2001

**Tackles For Loss:** 2 for 9 yards in 2000, 7 for 33 yards in 2001, 8 for 35 yards in 2002 for total of 17 for 77 yards

**Passes Defended:** 1 in 2000, 6 in 2001, 6 in 2002 for total of 13

**Quarterback Pressures:** 3 in 2001, 3 in 2002 for total of 6

## Tim Provost • 70 • Tackle



**Height/Weight**.....6-5, 300  
**Born**.....8/24/80  
**College** .....San Jose State '03  
**Draft**.....D6b, 209

## COLLEGE

Four-year starter at San Jose State . . . Started all 13 games as a senior . . . Named as a first-team all-Western Athletic Conference selection . . . Received the school's Scholar-Athlete Award for the fourth-straight year . . . Did not allow a sack throughout season . . . Helped the offense generate 4,883 yards, an average of 375.6 yards per game . . . Played in the East-West Shrine Game following his senior season . . . Started all 12 games at right tackle as a junior . . . Allowed only one sack as offense

**318 • Moore/Provost**

## F I N S F A C T

Tim's uncle, Mark Boyer, was a tight end in the NFL for eight seasons with both the Colts (1985-89) and Jets (1990-92)



averaged 429.0 yards per game . . . Started all 11 games as a sophomore . . . Earned school's Scholar-Athlete Award honors . . . Moved to right offensive tackle during fall drills as a redshirt freshman and started ten games . . . Was a Western Athletic Conference Academic selection and school's Spartan Scholar-Athlete Award winner . . . Redshirted as a freshman in 1998, performing for the scout team on the defensive line . . . Holds B.S. in human performance.

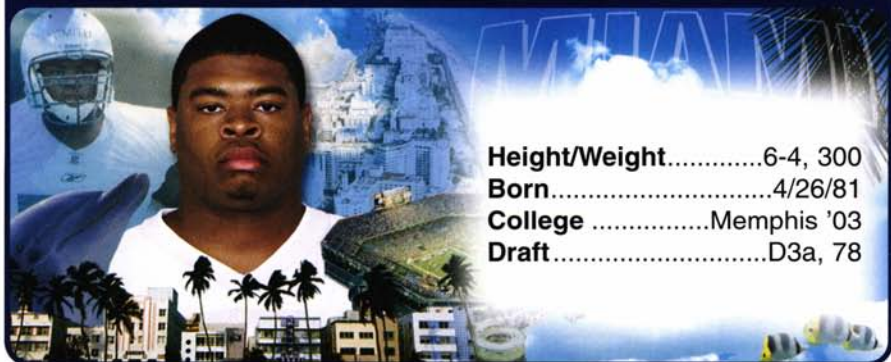
## PERSONAL

Single, resides in Homeland, Calif. . . . Attended Perris (Calif.) High School, lettering in football, basketball and track . . . Played defensive end and ranked second on his team with 87 tackles . . . Was a first-team all-league choice and an All-Inland Empire pick in 1997 . . . As a junior, he was a second-team all-league and honorable mention all-county selection . . . In track, he was a shot put and discus thrower . . . Was active in the campus chapters of the Fellowship of Christian Athletes and Athletes-in-Action organizations . . . Mother, JoAnne, is the softball coach at Perris High . . . Uncle, Mark Boyer, was a tight end on the University of Southern California football team (1982-84) and played in the NFL with the Indianapolis Colts and New York Jets . . . Growing up, the Colts and Jets were his favorite teams and David Robinson was his favorite athlete . . . Enjoys reading and going to rock concerts . . . Lists "Hoosiers" as favorite movie, "That 70s Show" as favorite television show, "The Grapes of Wrath" as favorite book and Creed as favorite musical group . . . Full name is Timothy C. Provost, born August 24, 1980 in Downey, Calif.

## TIM PROVOST'S COLLEGE STATISTICS

**GAMES/STARTS:** 1998: Redshirted, 1999: 10/10, 2000: 11/11, 2001: 12/12, 2002: 13/13  
**COLLEGE TOTALS:** 46/46

## Wade Smith • 74 • Tackle



**Height/Weight**.....6-4, 300  
**Born**.....4/26/81  
**College** .....Memphis '03  
**Draft**.....D3a, 78

## COLLEGE

Four-year letterman and two-year starter at Memphis . . . Started all 12 games at left tackle as a senior . . . Named a second-team All-Conference USA selection . . . Helped the offense average 361.2 yards per game while allowing only 18 quarterback sacks . . . Started all 11 games at right tackle as a junior . . . Named as the team's Offensive Lineman of the Year . . . Suffered a broken right thumb in the third game of season vs. South Florida and played the rest of the season with a protective cast . . . Played in all 11 games with five starts at tight

## FINS FACT

Wade was a tight end in high school and his first two years of college before being moved to the offensive line prior to his junior year at Memphis.



end as a sophomore . . . Used mostly as a blocker in the Tigers' two-tight end set . . . Caught five passes for 25 yards . . . Had season-long 16-yard reception against Army . . . Played in every game with one start as a true freshman . . . Caught one pass for six yards . . . Earned starting assignment at tight end vs. Arkansas State . . . Holds B.S. degree in finance.

## PERSONAL

Single, resides in Dallas, Texas . . . Attended Lake Highlands High School in Dallas . . . Lettered for two seasons in football as a tight end . . . Helped his team to the area championship in 1997 and the regional championship in 1998 . . . Had eight receptions for 108 yards as a junior . . . Was a high school teammate of Arizona Cardinals wide receiver Reggie Newhouse and Dallas Cowboys cornerback Don McGee, both rookies as well . . . Growing up, his favorite sports team was the Chicago Bulls and his favorite athlete was Jerry Rice . . . Lists "Friday" as favorite movie, "Law and Order" as favorite television show and "A Time to Kill" as favorite book . . . Full name is Wade L. Smith, born April 26, 1981 in Dallas.

## WADE SMITH'S COLLEGE STATISTICS

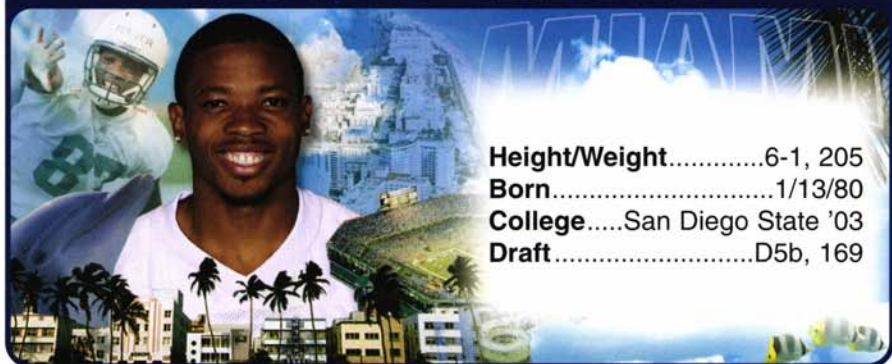
**GAMES/STARTS:** 1999: 11/1, 2000: 11/5, 2001: 11/11, 2002: 12/12  
45/29

**COLLEGE TOTALS:**

## ADDITIONAL STATS

**Receiving:** 1 for 6 yards in 1999; 5 for 25 yards, 5.0 avg., long of 16 in 1998 for total of 6 for 31 yards, 5.2 avg., long of 16

## J.R. Tolver • 87 • Wide Receiver



**Height/Weight**.....6-1, 205  
**Born**.....1/13/80  
**College**.....San Diego State '03  
**Draft**.....D5b, 169

## COLLEGE

Four-year letterman and three-year starter at San Diego State . . . Finished his career with school records of 262 receptions for 3,572 yards (13.8 avg.) and added 18 touchdowns

. . . Was the only player in school history to lead the team in receiving three straight years . . . Named as a member of the NCAA Leadership Council . . . Started all 13 games as a senior . . . Named as a second-team All-America and first-team All-Mountain West Conference selection . . . As a senior, set school season-records with 128 receptions for 1,785 yards (13.9 avg.) and 13 touchdowns . . . Along with teammate Kassim Osgood (108 catches for 1,552 yards), duo set NCAA Division 1-A records for combined receptions (236) and receiving yards (3,337) . . . Also completed one of three passes for 87 yards and returned two punts for five yards . . . Added six rushes for 40 yards (6.7 avg.) and a score . . . Averaged 140.8 all-purpose

**320 • Smith/Tolver**

## F I N S F A C T

J.R. is the first player the Dolphins have ever drafted from San Diego State.



yards per game . . . Hauled in 12 passes for a career-high 296 yards and a 17-yard touchdown against Arizona State . . . Snared 16 passes for 185 yards and a 16-yard touchdown against Utah . . . Amassed 151 yards on nine catches with two touchdowns against Nevada-Las Vegas . . . Closed collegiate career with a school single-game record 18 catches for 283 yards, including two touchdowns, and set up another score with an 87-yard option pass at Hawaii . . . Played in the East-West Shrine Game and the Hula Bowl following his senior season . . . Started all 11 games as a junior . . . Named as a first-team All-Mountain West Conference pick . . . Led the team with 63 receptions for 878 yards (13.9 avg.) and two touchdowns . . . Also had a 33-yard kickoff return . . . Had five receptions for 127 yards against Air Force . . . Gained 137 yards on eight catches with two touchdowns against Eastern Illinois . . . Hauled in 11 passes for 140 yards against Utah . . . Started all 11 games as a sophomore . . . Named as a first-team All-Mountain West Conference choice . . . Led the conference with 62 receptions for 808 yards (13.0 avg.) and a touchdown . . . Added 33 yards on two kickoff returns (16.5 avg.) . . . Gained 129 yards on seven catches against Wyoming . . . Hauled in seven passes for 146 yards against Colorado State . . . Played in seven games with two starts as a redshirt freshman . . . Caught nine passes for 101 yards (11.2 avg.) and two touchdowns . . . Suffered a high right ankle sprain in the final scrimmage of fall drills, missing the team's first three games . . . Redshirted as a freshman in 1998 . . . Earned B.S. degree in business with an emphasis in computers in May, 2002 and spent 2002-03 working on his master's in business.

## PERSONAL

Single, resides in San Diego, Calif . . . Attended Mira Mesa High School in San Diego . . . Earned recognition as team's most valuable player and an all-Academic pick as a senior . . . Was a two-year starter and three-year letterman as a quarterback . . . Also a two-year letterman on the basketball squad . . . Passed for 1,880 yards and 15 touchdowns, while rushing for 1,004 yards and five scores as a senior . . . Community involvement included visiting children's hospitals and serving as a high school mentor . . . Growing up, favorite sports team was the Houston Oilers and favorite athletes were Warren Moon and Barry Sanders . . . Enjoys reading the Bible . . . Lists "I'm Gonna Get U Sucka" as favorite movie, "The Bernie Mac Show" as favorite television show and Clipse and Neptunes as favorite musical groups . . . Full name is Gregory D. Tolver, Jr., born January 13, 1980 in Long Beach, Calif.

## J.R. TOLVER'S COLLEGE STATISTICS

YEAR	TEAM	G-S	NO.	RECEIVING				RUSHING			
				YDS.	AVG.	LG	TD	ATT.	YDS.	LG	TD
1998	San Diego St.										
1999	San Diego St.	7-2	9	101	11.2	21	2	0	0	0	0
2000	San Diego St.	11-11	62	808	13.0	71	1	0	0	0	0
2001	San Diego St.	11-11	63	878	13.9	45	2	2	-6	-6	0
2002	San Diego St.	13-13	128	1785	13.9	69	13	6	40	19	1
COLLEGE TOTALS		42-37	262	3572	13.6	71	18	8	34	19	1

## ADDITIONAL STATS

**Passing:** 1 of 3, 33.3 pct., for 87 yards in 2000

**Kickoff Returns:** 2 for 33 yards, 16.5 avg., long of 18 in 2000; 1 for 33 yards in 2001 for total of 3 for 66 yards, 22.0 avg., long of 33

**Punt Returns:** 2 for 5 yards, 2.5 avg., long of 3 in 2002

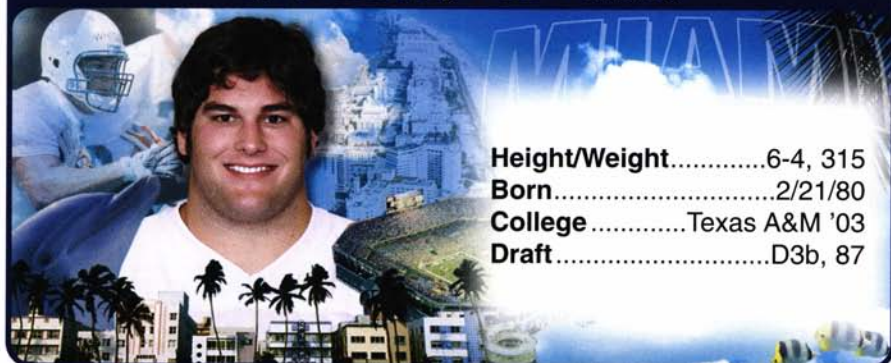
**Special Teams Tackles:** 2 in 2001, 1 in 2002 for total of 3

## FOURTEEN STRAIGHT YEARS WITHOUT A LOSING MARK

The Dolphins have finished the regular season with a .500 or better record every year since 1989. The last time Miami finished below the break-even mark was in 1988, when they went 6-10. This streak of 14 straight seasons with a non-losing record is the longest current string in the NFL.



## Taylor Whitley • 69 • Guard



Height/Weight.....6-4, 315  
Born.....2/21/80  
College.....Texas A&M '03  
Draft.....D3b, 87

### COLLEGE

Four-year letterman and three-year starter at Texas A&M . . . Started on offensive line along with current Dolphins teammate Seth McKinney in college . . . Started all 11 games at right guard as a senior . . . Named honorable mention All-Big 12 Conference by the Associated Press . . . Helped the offense average 386.2 yards per game . . . Also

excelled on the Aggies' track team, performing in the shot put . . . Started all 11 games at right guard as a junior . . . Started every regular season game at right guard and then shifted to right tackle for the Independence Bowl as a sophomore . . . Key member of offensive line which allowed just 10 quarterback sacks despite logging the second-most pass attempts in school history . . . Saw reserve action in all 11 games at right guard and both tackle positions as a redshirt freshman . . . Redshirted as a true freshman in 1998 . . . Graduated with a degree in international business management in August, 2002 . . . Spent his final year pursuing his master's degree in sports management.

### F I N I S F A C T

After earning his degree in international business management in August of 2002, Taylor spent last year as a graduate student, and is close to completing the requirements for his master's degree in sports management.



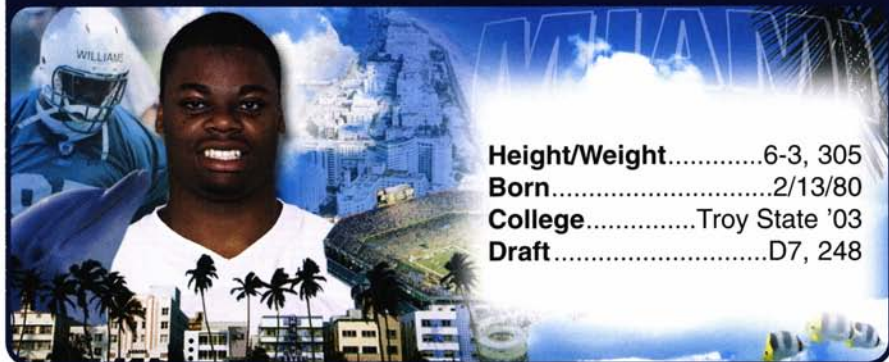
### PERSONAL

Resides in Sudan, Texas . . . Engaged to Shannon Warny . . . Attended Sudan High School where he was a three-time all-district and all-South Plains selection at offensive and defensive tackle . . . Did not allow a sack as a junior or senior . . . Was also a four-year letterman in track, earning three state titles in the shot put and one in the discus . . . Father, Dennis, played football at Baylor, while his step-grandfather, Dick Todd, was one of nation's top all-purpose threats for Texas A&M in the late 1930s . . . Enjoys watching sports and being with family and friends . . . Growing up, was a fan of the Houston Oilers, and Magnus Samuelson, who won the "World's Strongest Man" competition in 1998, was favorite athlete . . . Lists "Iron Eagle" as favorite movie, "Sportscenter" as favorite television show, "Short Ones" as favorite book and Ryan Bingham as favorite recording artist . . . Full name is Taylor Ross Whitley, born February 21, 1980 in Baytown, Texas.

### TAYLOR WHITLEY'S COLLEGE STATISTICS

**GAMES/STARTS:** 1998: Redshirted, 1999: 11/0, 2000: 11/11, 2001: 11/11, 2002: 11/11  
**COLLEGE TOTALS:** 44/33

# Davern Williams • 97 • Defensive Tackle



Height/Weight.....6-3, 305  
Born.....2/13/80  
College.....Troy State '03  
Draft.....D7, 248

## COLLEGE

Three-year starter at Troy State . . . Began his collegiate career at Auburn . . . Finished career with 166 tackles (82 solo) with six sacks, 19 stops for loss, 30 quarterback pressures, three forced fumbles, a fumble recovery, three pass deflections and an interception . . . Started all 11 games as a senior at left defensive tackle . . . Finished with 43 tackles (20 solo), two sacks, six stops for losses and 11 quarterback pressures . . . Also caused two fumbles and recovered another . . . Recorded six tackles and caused a fumble against Alabama-Birmingham . . . Played in every game, starting the first ten contests at left defensive tackle, as a junior . . . Finished with 61 tackles (29 solo), a sack, six stops for losses and 11 quarterback pressures . . . Also deflected a pass and intercepted another . . . Posted a season-high ten tackles against Nicholls State . . . Made four tackles with a pair of pass break-ups, a sack, two stops for losses and also returned an interception 10 yards against Mississippi State . . . Started all 11 games at left tackle as a sophomore . . . Named as an honorable mention All-Southland Football League choice . . . Finished with 59 tackles (31 solo), three sacks, seven stops for loss and eight quarterback pressures . . . Also deflected two passes . . . Redshirted in 1999 under NCAA transfer rules . . . Appeared briefly in two games at Auburn University in 1998, recording three tackles (two solo) . . . Majored in sports and fitness management.

## FINS FACT

Davern's first cousin, Robert Meeks, played center with the Denver Broncos from 1992-92.



## PERSONAL

Single, resides in Montgomery, Ala . . . Attended Jefferson Davis High School in Montgomery . . . Helped lead the Vols to the 1996 Class 6A state title . . . Earned all-state honors as a junior and senior . . . Also played basketball and threw the discus in track & field . . . Is a first cousin of former Auburn center Robert Meeks, who also played with the Denver Broncos from 1992-94 . . . Growing up, Kevin Garnett was favorite athlete . . . Lists "Ocean's 11" as favorite movie and "The Cosby Show" as favorite television show . . . Full name is Davern L. Williams, born February 13, 1980 in Brewton, Ala.



## DAVERN WILLIAMS' COLLEGE STATISTICS

YEAR	TEAM	G-S	TACK.	ASST.	TOTAL	FUM. REC.	FOR. FUM.	QB SACK	YDS LOST
1998	Auburn	2-0	2	1	3	0	0	0	0
1999	Troy State	REDSHIRTED							
2000	Troy State	11-11	31	28	59	0	1	3	25
2001	Troy State	11-10	29	32	61	0	0	1	2
2002	Troy State	11-11	20	23	43	1	2	2	4
COLLEGE TOTALS		35-32	82	84	166	1	3	6	31

### ADDITIONAL STATS

**Interceptions:** 1 for 10 yards in 2001

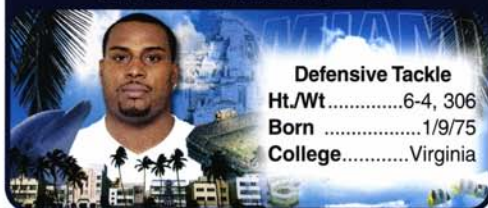
**Tackles For Loss:** 7 for 32 yards in 2000, 6 for 14 yards in 2001, 6 for 11 yards in 2002 for total of 19 for 57 yards

**Passes Defensed:** 2 in 2000, 1 in 2001 for total of 3

**Quarterback Pressures:** 8 in 2000, 11 in 2001, 11 in 2002 for total of 30

## FREE AGENTS

### Maurice Anderson • 78



**Defensive Tackle**

**Ht./Wt.**.....6-4, 306

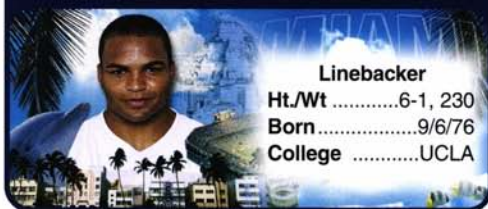
**Born** .....1/9/75

**College**.....Virginia

roster, and was inactive for all 16 games . . . Was released by the Jets on September 4, 2001 and signed to the Patriots' practice squad on October 16 . . . Spent each of the final 11 regular season games and all three playoff contests there . . . Was on New England's practice squad for all of 2002 . . . Was a four-year letterman (1996-99) at Virginia . . . Finished his career with 160 tackles, including 12 for loss, and five sacks . . . Added an interception, two forced fumbles and a fumble recovery . . . Earned degree in anthropology . . . Prepped at Nottoway (Va.) High School where he played defensive end and was named all-state and all-region in his junior and senior seasons . . . Also lettered in basketball . . . Participated in Boy Scouts of America and was a youth recreation center volunteer . . . Full name is Maurice Andrew Anderson, born January 9, 1975 in Nottoway County, Virginia.

Signed with the Dolphins as a free agent on January 28, 2003 . . . Was allocated to the NFL Europe League this past spring where he played with the Amsterdam Admirals . . . Appeared in seven games and recorded five tackles . . . Originally went to training camp with New England as an undrafted rookie free agent in 2000 . . . Was waived by the Patriots on August 28, 2000 and claimed by the N.Y. Jets a day later . . . Spent the entire '00 season on New York's 53-man

### Brendon Ayanbadejo • 50



**Linebacker**

**Ht./Wt.**.....6-1, 230

**Born**.....9/6/76


**College**.....UCLA

prior to the regular season . . . Split time between Winnipeg and Toronto of the CFL in 2000 . . . Appeared in a total of 14 games that year and posted ten tackles and 18 special teams stops on defense . . . Played with Amsterdam of the NFL Europe League in the spring of 2001

Signed with the Dolphins as a free agent on February 4, 2003 . . . Spent the 2002 season with British Columbia of the Canadian Football League . . . Tied for second on the squad with 77 tackles, while compiling a team-high five fumble recoveries . . . Added three interceptions and three sacks . . . Registered a team-high 27 special teams tackles as well . . . Originally went to camp with Atlanta as an undrafted rookie free agent in 1999 . . . Was waived by the Falcons

... Was a four-year letterman (1995-98) at UCLA ... Finished his career with 185 tackles and 10 interceptions ... Was a first-team All-Pac 10 choice as a senior in 1998 when he registered 62 tackles, nine sacks and four fumble recoveries ... Prepped at Santa Cruz (Calif.) High School ... Is the younger brother of Dolphins fullback Obafemi Ayanbadejo ... If both make the team, they would become just the second set of brothers to play for the Dolphins in the regular season, joining the Blackwood brothers, which included Glenn (1979-87) and Lyle (1981-86), both of whom played safety ... Full name is Oladele Brendon Ayanbadejo, born September 6, 1976 in Chicago, Ill.

**Korey Banks • 37**




**Cornerback**  
**Ht./Wt** .....5-10, 188  
**Born** .....8/15/79  
**College**..Mississippi St.

Signed with the Dolphins as an undrafted college free agent on May 1, 2003 ... Played his final two years (2001-02) at Mississippi State after transferring from Garden City (Kansas) Community College, where he also played two seasons (1999-2000) ... With the Bulldogs, started all 23 games in which he played, including 11 at right cornerback as a junior and 12 on the left side his senior season ... Concluded his career with 93 tackles, seven

interceptions, 26 pass breakups and two forced fumbles ... Also fielded 20 punts for a 9.7-yard average with a long of 57 ... Played in the Rotary Gridiron Classic All-Star game following his senior season ... Majored in interdisciplinary studies ... Single, resides in Boynton Beach, FL ... Has two sons, Korey, Jr. (10/11/98) and Camden (1/2/03) ... Prepped at Santaluces High School in Lantana, Fla, where he helped the team to a district championship and into the state playoffs in two of his three seasons as a cornerback and punt returner ... Selected to play in the Florida-Georgia All-Star game ... Also lettered in track and basketball ... Is first cousins of former Iowa quarterback Brad Banks (Arizona Cardinals), former Florida State wide receiver Anquan Boldin (Washington Redskins), former Iowa wide receiver C.J. Jones and Detroit Lions running back Autry Denson ... Hobbies include reading joking and fishing ... Lists the Bible as favorite book and the Miami Dolphins as favorite childhood sports team ... Full name is Korey Lamar Banks, born August 15, 1979 in Camden, N.J.

**Ronald Bellamy • 15**



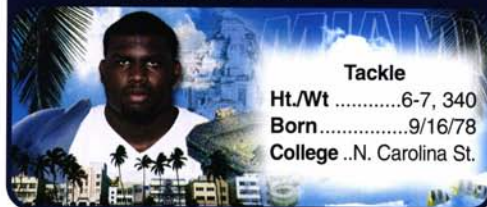
**Wide Receiver**  
**Ht./Wt** .....6-0, 200  
**Born** .....12/28/81  
**College** .....Michigan

Signed with the Dolphins as an undrafted college free agent on May 1, 2003 ... Was a four-year letterman for the Wolverines (1999-2002), who started 25 of the 36 games in which he played over his final three seasons ... Finished his career with 67 receptions for 888 yards and nine touchdowns ... Also rushed 18 times for 167 yards, returned 33 punts for a 9.8-yard average and fielded two kickoffs for a 19.5-yard average ... Put together his most

productive season as a senior in 2002 when he caught 46 passes for 530 yards and five touchdowns ... Played in the East-West Shrine game following his senior season ... Holds B.A. in sports management communications ... Single, resides in New Orleans, La ... Attended Archbishop Shaw High School in Marrero, La., where he lettered in both football and track ... Was a high school teammate of N.Y. Giants defensive back Ryan Clark ... Named as an all-district, all-metro and all-state selection as a wide receiver his senior season ... In track, performed in the 100- and 200-meters and was a member of the 4x200-meter relay team that posted the third-fastest time in the nation as a junior ... Finished second in the state in the 100-meter dash (10.65) as a junior ... Hobbies include watching television and listening to music ... Lists "Coming to America" as favorite movie, "Fresh Prince of Bel-Air" as favorite television show, "To Kill a Mockingbird" as favorite book and Cash-Money as favorite musical group ... Growing up, was a fan of the New Orleans Saints, and Jerry Rice was his favorite athlete ... Full name is Ronald Bellamy, born December 28, 1981 in New Orleans, La.



## Jarvis Borum • 77



**Tackle**

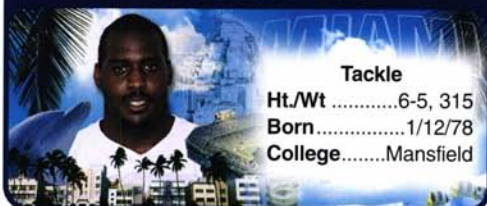
**Ht./Wt** .....6-7, 340

**Born** .....9/16/78

**College** ..N. Carolina St.

week when he recovered a fumble in the end zone . . . Was on the Cardinals' 53-man roster for the 2002 opener at Washington (9/8) . . . Dressed but did not play . . . Was waived on September 9 . . . Signed to Cleveland's practice squad on September 11 . . . Spent two weeks there before being waived on September 23 . . . Was a four-year letterman for the Wolfpack (1997-2000) . . . Started every game at left tackle each of his final two seasons . . . Opened eight of the 15 games in which he played over his first two years . . . Was an All-Atlantic Coast Conference selection as a senior in 2000 . . . Majored in accounting . . . Only played football his final two years at Keenan High School in Columbia, South Carolina . . . Also lettered in basketball and track, where he performed in the shot put . . . Was a three-time member of the high school honor roll, as well as the outstanding prep male athlete as a junior and senior . . . Father, Joseph Glenn, was a defensive end on Clemson's 1981 national championship team . . . Was given the nickname of "Big Earth" in college . . . Born September 16, 1978.

## Mark Bristol • 72



**Tackle**

**Ht./Wt** .....6-5, 315

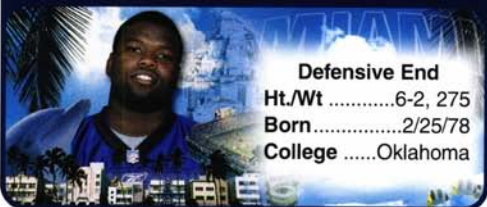
**Born** .....1/12/78

**College**.....Mansfield

waived by the Jets on September 1, 2001 . . . Spent stints on the practice squads of Oakland (9/12-9/24), Green Bay (10/10-10/15) and San Francisco (10/22-10/29) in 2001 . . . Started each of his final 29 collegiate games at left tackle at Mansfield (Pa.) University . . . Earned first-team all-conference honors as a senior in 1999 when he also was a first-team All-ECAC South selection . . . Served as team captain his senior season . . . Also participated on the school's basketball team in 1999 and the wrestling squad in 1998 . . . Graduated with a degree in pre-med and chemistry . . . Took his medical board and would like to be a doctor . . . Prepped at Martin Luther King High School in Philadelphia, Pa. . . Didn't play football until his junior year . . . Was a standout basketball player in high school . . . Became only the third player from Mansfield to sign a pro contract, joining Tony Grego (Philadelphia, 1991) and Nate Gibson (San Diego, 1996) . . . Full name is Mark Christian Bristol, born January 12, 1978 in Philadelphia, Pa.

Signed with the Dolphins as a free agent on January 15, 2003 . . . Spent all of the 2002 season on Jacksonville's practice squad after being released by the Jaguars prior to the regular season . . . Originally went to camp with the Jets as an undrafted rookie free agent in 2000 and was waived on August 14 . . . Was signed by the Jets during the 2001 offseason and allocated to the NFL Europe League where he played with the Amsterdam Admirals that spring . . . Was

## Corey Callens • 59



**Defensive End**

**Ht./Wt** .....6-2, 275

**Born** .....2/25/78


**College** .....Oklahoma

Signed with the Dolphins as a free agent on July 1, 2003 . . . Originally went to camp with Baltimore as an undrafted rookie free agent in 2001 . . . Was waived prior to the regular season . . . Spent five games that year on the Ravens' practice squad (10/31-12/11) . . . Went to training camp with the Carolina last year and was waived on September 1, 2002 . . . Played with the Rhein Fire of the NFL Europe League each of the past two springs . . . In 2002, started five of the ten games in

which he played and recorded 12 tackles and a sack . . . This past year, started all ten contests and tallied 19 tackles, 2.5 sacks and two passes defended . . . Was a four-year letterman (1997-

2000) for the Sooners . . . Appeared in 44 games in his career and registered 128 tackles, 18 stops for loss, 12 sacks and two fumble recoveries . . . Had his best year as a senior in 2000 when he posted 36 tackles, seven stops for loss and five sacks, and helped OU to the national championship . . . Also was an honorable mention All-Big 12 selection in his final season . . . Majored in African-American Studies . . . Was the Daily Oklahoman's State Defensive Player of the Year as a senior at Jenks (Okla.) High School . . . Also was chosen as the Oklahoma Player of the Year by USA Today . . . Helped team to a 14-0 record and the state championship as a senior . . . Born February 25, 1978 in Buffalo, N.Y.

**Cedric Donaldson • 36**




**Cornerback**  
**Ht./Wt** .....5-9, 180  
**Born**.....2/12/76  
**College**..Louisiana St.

Signed with the Dolphins as a free agent on April 23, 2003 . . . Went to training camp with the Dolphins last year before being waived on September 1 . . . Played with Rhein of the NFL Europe League during the spring of 2002 . . . Appeared in eight games, including six starts . . . Posted 19 tackles, one interception and five passes defended as he helped the Fire to a berth in the World Bowl . . . Went to camp with the New York Jets as an undrafted rookie free agent in 1998

. . . Was waived on August 22 and then signed to Tampa Bay's practice squad on November 11, where he spent the final seven regular season games . . . Also spent the spring of '99 with Rhein . . . Went to camp with the Bucs in 1999 and was waived on September 5 before being signed to the practice squad, where he spent the entire season . . . Went to camp with Chicago in 2000 . . . Was waived/injured with a knee injury on June 13, 2000, and spent the 2000 season on the Bears' injured reserve list . . . Was waived by Chicago on June 21, 2001 . . . Played two seasons at LSU (1996-97) after spending two years at Hinds (Miss.) Community College . . . Started both years for the Tigers at right cornerback and totaled 91 tackles and eight interceptions, including two for touchdowns . . . Recorded seven interceptions as a senior and was a first-team All-SEC choice by the coaches and a second-team selection by AP . . . Interception total ranked second in the nation and was the third-highest single-season figure in school history . . . Returned an interception 31 yards for a touchdown against Florida . . . Majored in kinesiology . . . Attended Provine High School in Jackson, Miss . . . Born February 12, 1976 in Jackson, Miss.

**Jimmy Fryzel • 2**




**Wide Receiver**  
**Ht./Wt** .....5-11, 195  
**Born**.....4/21/81  
**College**..Central Florida

Signed with the Dolphins as an undrafted college free agent on May 1, 2003 . . . Played in 43 contests during his four-year collegiate career (1999-2002), including starts in each of his 23 appearances over his final two seasons . . . Concluded his career with 137 receptions for 2,469 yards and 10 touchdowns . . . Was a second-team All-Mid-American Conference selection as a senior when he put together career-high figures of 58 catches for 1,126

yards and five scores . . . Earned MAC Offensive Player of the Week accolades against Miami (Oh.) when he caught six passes for 174 yards and a pair of touchdowns . . . Played in the Rotary Gridiron Classic All-Star game following his senior season . . . Holds B.S. in accounting . . . Single, resides in Orlando, Fla . . . Attended Lakeland (Fla.) High School, where he was an all-county selection as both a junior and senior . . . Also lettered in track and soccer . . . Was active in the Student Council, National Honor Society and Fellowship of Christian Athletes . . . Enjoys playing golf . . . Served as Junior Class President . . . Growing up, the Detroit Red Wings were his favorite sports team . . . Lists "Gladiator" as favorite movie and "That 70s Show" as favorite television show . . . Full name is James David Fryzel, born April 21, 1981 in Youngstown, Ohio.



## Otis Grigsby • 98



### Defensive End

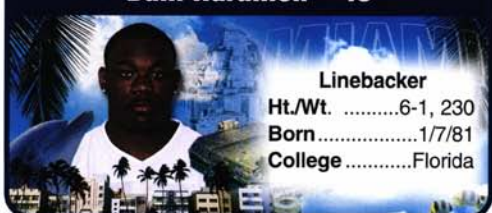
Ht./Wt. ....6-3, 260

Born .....11/19/80

College .....Kentucky

sophomore in 2000 when he started six of the 11 games in which he appeared . . . Majored in interior design . . . Single, resides in San Antonio, Texas . . . In college, also was active in the community . . . Helped work the Micro City Government Youth Lock-In (1999-2000) and participated in Youth Volunteer Day at the UK Children's Hospital (2000-01) . . . Also was a celebrity waiter at the Leukemia Luncheon (2001) . . . Attended Judson High School in Converse, Texas, where he was a first-team all-state pick as a linebacker his senior year . . . Also earned honorable mention all-district and all-city honors in basketball . . . Graduated cum laude in the top 10 percent of his class . . . Received a U.S. Army Reserve National Scholar-Athlete Award . . . Won two Scholar-Athlete of the Week awards from area media . . . Was a member of the National Honor Society and his school's science club . . . Enjoys art and playing video games in spare time . . . Growing up, the Chicago Bulls were his favorite sports team and Michael Jordan was his favorite athlete . . . Lists "Pulp Fiction" as favorite movie, "Seinfeld" and "Curb Your Enthusiasm" as favorite television shows, "Left Behind" as favorite book and Eminem, 50 Cent and 2 Pac as favorite recording artists . . . Full name is Otis Wayne Grigsby, Jr., born November 19, 1980 in San Antonio, Texas.

## Bam Hardmon • 48



### Linebacker

Ht./Wt. ....6-1, 230

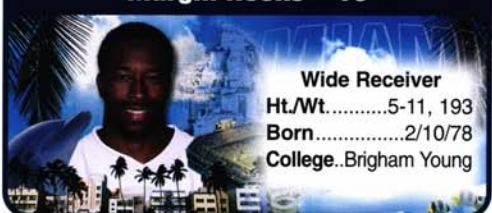
Born .....1/7/81

College .....Florida

middle for the remainder of the year . . . Was an All-SEC second-team selection . . . Holds B.S. in sociology . . . Attended Ed White High School in Jacksonville, Fla . . . Was one of the nation's top prospects at strongside linebacker coming out of high school . . . Named Jacksonville's Defensive Player of the Year as a junior in 1997 . . . In 1998, earned first-team All-State honors (5A) . . . Also lettered in track and basketball . . . Enjoys playing basketball in spare time . . . Growing up, Michael Jordan was his favorite athlete . . . Lists "Life" as favorite movie, "Martin" as favorite television show and Tupac Shakur as favorite recording artist . . . Full name is Byron B. Hardmon, born January 7, 1981 in Jacksonville, Fla.

Signed with the Dolphins as an undrafted college free agent on May 1, 2003 . . . Started 26 of the 48 games in which he appeared during his college career (1999-2002) . . . Collected 258 tackles, nine stops for loss, three interceptions and three forced fumbles . . . Started all 13 games as a senior and posted a team-high 169 tackles, six stops for loss, an interception and two forced fumbles . . . Opened each of the first two games of the year at the weakside spot before being moved to the

## Margin Hooks • 19



### Wide Receiver

Ht./Wt. ....5-11, 193


Born .....2/10/78

College..Brigham Young

Re-signed with the Dolphins as a free agent on December 31, 2002 . . . Went to training camp with Miami last year after signing with the team on January 15, 2002 . . . Was waived on August 25, 2002 . . . Was signed to the practice squad on September 11 and spent one game there before being released on September 17 . . . Was re-signed to the practice squad on October 15 where he remained for each of the final ten contests . . . Went to camp with Tampa

Bay as an undrafted rookie free agent in 2001 . . . Was released by the Bucs on August 20 . . . Was a four-year letterman at BYU (1997-00), who started each of his final three seasons

... Finished his career with 189 receptions for 2,841 yards and 14 touchdowns ... Was an All-Mountain West Conference choice as both a junior and senior ... Had 60 receptions for 1,067 yards and seven touchdowns his junior season, and 61 catches for 718 yards and a pair of scores as a senior ... Majored in broadcast journalism ... Attended Waco (Texas) High School, where he established himself as the school's all-time leading receiver ... Was an honorable mention all-state choice as a senior ... Born February 10, 1978 in Waco, Texas.



**Sedric Irvin • 36**

**Fullback**


Ht./Wt.....5-11, 234

Born.....3/30/78

College ..Michigan St.

Signed with the Dolphins as a free agent on January 6, 2003 ... Was allocated to the NFL Europe League this past spring where he played with the Berlin Thunder ... Rused for 432 yards on 101 carries and caught 29 passes for 259 yards in ten games ... Ranked seventh in the league in both rushing yards and total yards from scrimmage (691) ... Was out of football in 2002 ... Spent all of 2001 on Detroit's injured reserve list with a right knee injury sustained in the

preseason finale vs. Tennessee (8/30) ... Originally was a fourth-round draft choice (103rd overall) of the Lions in 1999 ... Played in 20 games, all in a reserve role, in his two seasons with Detroit (1999-2000) ... Rushed for 182 yards and four touchdowns on 45 carries and caught 33 passes for 323 yards ... Also returned two punts for a 7.5-yard average, fielded three kickoffs for 21 yards and notched eight special teams tackles ... As a rookie in 1999, ran for 133 yards and four scores on 36 attempts and totaled 25 receptions for 233 yards in 14 games ... Had the best game of his NFL career at Green Bay (11/21/99) when he rushed for 62 yards and a touchdown on eight attempts ... Lettered three seasons (1996-98) at Michigan State ... Finished his career ranked fourth on the school's all-time rushing list with 3,504 yards (755 atts.) ... Was second in both rushing touchdowns (35) and total touchdowns (42) ... Rushed for more than 1,000 yards in each of his three season, one of only three players in school history to accomplish that feat ... Also totaled 108 receptions for 893 yards and six touchdowns ... Was a first-team All-Big 10 selection as a junior in 1998 when he rushed for 1,167 yards and 10 touchdowns on 272 carries and caught 28 passes for 210 yards ... Was a second-team all-conference pick as a sophomore as he ran for a career-best 1,270 yards and seven touchdowns on 246 attempts, while also hauling in 40 passes for 346 yards and four scores ... Rushed for 1,067 yards and 16 touchdowns on 237 carries as a freshman in 1996 ... Added two receiving scores for 18 total touchdowns that year ... Majored in communications ... Finished his prep career at Miami (Fla.) High School after spending his first three years at Southridge High School in Miami ... Was a USA Today All-America choice as a senior ... Is a cousin of former University of Miami and Dallas Cowboys wide receiver Michael Irvin ... While out of football in 2002, worked as a substitute teacher and assistant coach at South Miami High School ... Born March 30, 1978 in Miami, Fla.



**Chris Jackson • 8**

**Wide Receiver**

Ht./Wt. ....6-2, 205

Born.....2/26/75

College..Washington St.

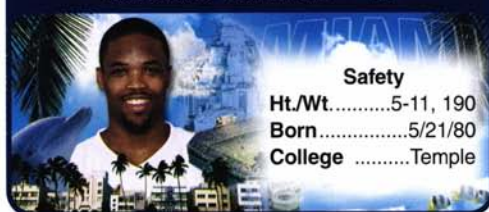
Signed with the Dolphins as a free agent on June 3, 2003 ... Spent each of the last four seasons (2000-03) with the Los Angeles Avengers of the Arena Football League ... During that time, totaled 355 receptions for 4,992 yards and 113 touchdowns ... Was an All-League selection and the AFL's Offensive Player of the Year in 2003 when he caught 117 passes for 1,735 yards and 46 touchdowns ... Was an All-Rookie pick in 2000 when he caught 91 passes for

1,325 yards and 26 touchdowns ... Went to camp with Seattle in 1998 as an undrafted college free agent and was released prior to the regular season ... Spent part of the '98 season on Tampa Bay's practice squad ... Also went to camp with the Seahawks in 1999 and Tennessee in 2000 ... Was on Green Bay's 53-man roster for one game in 2002 ... Lettered two years at Washington State (1996-97) and caught 64 passes for 1,145 yards in his career ... As a senior in 1997, tallied 54 receptions for 1,005 yards and set the school's single-season record for touchdown receptions with 11 ... Sat out the 1995 season after transferring from Orange Coast College in Costa Mesa, Calif., where he played in 1994 ... Played basketball at the University of California-Riverside in 1993 ... Majored in child psychology ... Married to



Michelle with three sons, Almani, Deyton and Justus . . . Lettered in basketball and track at Mater Dei High School in Santa Ana, Calif., where he did not play football . . . Was on a basketball squad that lost the state championship game to a team led by current New Jersey Nets guard Jason Kidd . . . Born February 26, 1975 in Bristol, Pa.

## Terrance Leftwich • 41



**Safety**

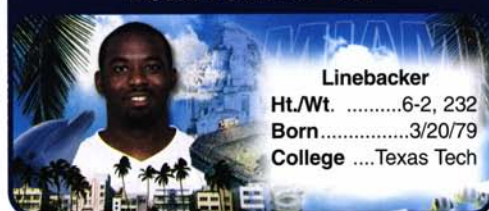
Ht./Wt. ....5-11, 190

Born .....5/21/80

College .....Temple

yards and a touchdown his freshman season . . . Majored in business administration . . . Single, resides in Washington, D.C. . . . Prepped at Anacostia High School in Washington, D.C. . . . Broke the school rushing record as a senior with 2,072 yards . . . Team went to the DCIAA Championship each of his three years, winning the title in his senior (1997) and sophomore (1995) seasons . . . Earned DCIAA Championship offensive MVP honors (1996-97) . . . Was an All-DCIAA first team selection at running back as a junior and senior . . . Also earned varsity letters in track & field, baseball and basketball . . . Set the DCIAA record with a high jump of 6' 10" . . . Was an all-star selection in basketball as a senior . . . Growing up, the Washington Bullets were favorite sports team and Michael Jordan was his favorite athlete . . . Lists "The Sixth Sense" as favorite movie, "Martin" as favorite television show, "The Catcher in the Rye" as favorite book and Jay-Z and 2 Pac as favorite recording artists . . . Full name is Terrance Leftwich, born May 21, 1980 in Washington, D.C.

## Devin Lemons • 53



**Linebacker**

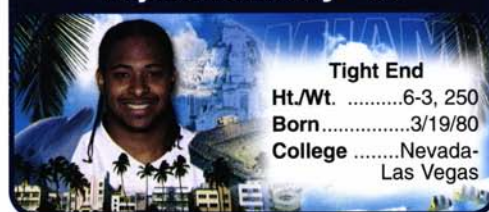
Ht./Wt. ....6-2, 232

Born .....3/20/79

College ....Texas Tech

the Red Raiders . . . Registered a career-high 86 tackles as a senior in 2000 . . . Majored in exercise and sports sciences . . . Was a first-team Class 4A all-state selection as a senior at Pampa (Texas) High School, the same school that produced Dolphins linebacker Zach Thomas, also a former Red Raider . . . Was an all-state performer for the basketball team, while he was a two-time regional qualifier in the hurdles as a member of the track team . . . Was vice president of the student council . . . Active in the Fellowship of Christian Athletes . . . Married, he and his wife, Nicole, have a son, Gabriel . . . Full name is Devin Wayne Lemons, born March 20, 1979 in Bryan, Texas.

## Dejhown Mandley • 49



**Tight End**

Ht./Wt. ....6-3, 250

Born .....3/19/80

College .....Nevada-Las Vegas

team all-region selection as a tight end his senior season . . . Also lettered in basketball and

Signed with the Dolphins as an undrafted college free agent on May 1, 2003 . . . A four-year letterman for the Owls (1999-2002) who played wide receiver as a freshman before being moved to cornerback for his sophomore season . . . Opened 33 of his final 34 collegiate games at left cornerback . . . Finished with 204 tackles, 10 interceptions, 32 pass breakups, four fumble recoveries and three forced fumbles . . . Caught 13 passes for 99

yards and a touchdown his freshman season . . . Majored in business administration . . . Single, resides in Washington, D.C. . . . Prepped at Anacostia High School in Washington, D.C. . . . Broke the school rushing record as a senior with 2,072 yards . . . Team went to the DCIAA Championship each of his three years, winning the title in his senior (1997) and sophomore (1995) seasons . . . Earned DCIAA Championship offensive MVP honors (1996-97) . . . Was an All-DCIAA first team selection at running back as a junior and senior . . . Also earned varsity letters in track & field, baseball and basketball . . . Set the DCIAA record with a high jump of 6' 10" . . . Was an all-star selection in basketball as a senior . . . Growing up, the Washington Bullets were favorite sports team and Michael Jordan was his favorite athlete . . . Lists "The Sixth Sense" as favorite movie, "Martin" as favorite television show, "The Catcher in the Rye" as favorite book and Jay-Z and 2 Pac as favorite recording artists . . . Full name is Terrance Leftwich, born May 21, 1980 in Washington, D.C.


Signed with the Dolphins as a free agent on January 15, 2003 . . . Went to training camp with Chicago as an undrafted rookie free agent in 2001 . . . Spent the entire '01 season on the Bears' practice squad . . . Was waived by Chicago on August 26, 2002 . . . Lettered four years at Texas Tech (1997-2000) . . . Played defensive end in college before being converted to linebacker by the Bears during his rookie training camp . . . Appeared in every game in his career for

the Red Raiders . . . Registered a career-high 86 tackles as a senior in 2000 . . . Majored in exercise and sports sciences . . . Was a first-team Class 4A all-state selection as a senior at Pampa (Texas) High School, the same school that produced Dolphins linebacker Zach Thomas, also a former Red Raider . . . Was an all-state performer for the basketball team, while he was a two-time regional qualifier in the hurdles as a member of the track team . . . Was vice president of the student council . . . Active in the Fellowship of Christian Athletes . . . Married, he and his wife, Nicole, have a son, Gabriel . . . Full name is Devin Wayne Lemons, born March 20, 1979 in Bryan, Texas.

Signed with the Dolphins as an undrafted college free agent on May 1, 2003 . . . Started 37 of 45 games in his four-year collegiate career (1999-2002) . . . Caught 42 passes for 599 yards and seven touchdowns . . . Was an honorable mention All-Mountain West Conference pick as both a junior and senior . . . Majored in social sciences . . . Single, resides in Gilbert, Ariz. . . Attended Westwood High School in Mesa, Ariz., where he was a second-

track . . . Made the state championships in the long jump . . . Was a high school teammate of Tennessee Titans running back Robert Holcombe . . . Father, Pete, was an All-America receiver at Northern Arizona before embarking on a seven-year NFL career with Detroit (1984-88) and Kansas City (1989-90), after the Lions made him a second-round draft choice in 1984 . . . Growing up was a fan of the Detroit Lions and his father, Pete, was his favorite athlete . . . Lists "Scooby Doo" as favorite television show, "Tomb Raider" as favorite book and Scarface as favorite recording artist . . . Hobbies include watching scary movies, drawing, fishing and golf . . . Full name is Henry D. Mandley, born March 19, 1980 in Mesa, Ariz.

**Damonte McKenzie • 67**




**Defensive End**  
**Ht./Wt.** .....6-2, 290  
**Born** .....3/25/76  
**College** .....Clemson

Signed with the Dolphins as a free agent on June 23, 2003 . . . Played with Amsterdam of the NFL Europe League this past spring . . . Appeared in nine games, starting six of them . . . Registered nine tackles (6 solo) . . . Played with the Rhein Fire of NFLEL in the spring of 2002 when he started seven of the ten contests in which he played . . . Tallied 14 tackles and a sack . . . Originally went to camp with Tampa Bay as an undrafted college free agent

in 2000 . . . Was waived by the Bucs on August 16 and then subsequently signed to Dallas' practice squad on December 6, where he spent each of the final three regular season games . . . Was re-signed by the Cowboys following the 2000 season and then waived by Dallas on April 25 . . . Was signed by the Giants on May 11, 2001 and then released on September 2 . . . Was a four-year letterman at Clemson (1995, 1997-99) . . . Began his collegiate career as a fullback before being moved to the defensive line . . . Prepped at Lake City (South Carolina) High School, where he rushed for 1,566 yards and 15 touchdowns, while also posting 12 sacks as a senior when he led his team to the Class AAA state semifinals . . . Born March 25, 1976.

**Kendall Newson • 16**



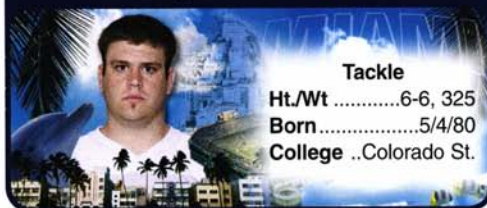
**Wide Receiver**  
**Ht./Wt.** .....6-1, 197  
**Born** .....3/5/80  
**College** .....Middle Tennessee St.

Signed with the Dolphins as a free agent on February 27, 2003 . . . Was allocated to the NFL Europe League this past spring where he played with the Rhein Fire . . . Started all ten games . . . Caught 26 passes for 437 yards and four touchdowns, returned 15 kickoffs for a 28.7-yard average, including 94-yarder for a touchdown, and fielded 13 punts for a 17.2-yard average, including a 67-yarder for a score, as he helped Rhein to a berth in the World Bowl . . . Both punt

return average and kickoff return average led the league . . . Receiving yardage figure ranked sixth, while 16.8-yard average per reception was third . . . Was an All-League pick . . . Also was named the NFLEL's Special Teams Player of the Week twice on the year . . . Was a sixth-round draft choice (222nd overall) of Jacksonville in 2002 . . . Was waived by the Jaguars on August 25 . . . Signed by Tennessee to the practice squad on September 3, and spent one game there before being released on September 10 . . . Was a four-year starter (1998-2001) at Middle Tennessee State . . . Opened 42 of the 43 games in which he appeared . . . Totaled 238 receptions for 3,074 yards and 21 touchdowns in his career . . . Holds school career marks for both receptions and receiving yards . . . Is tied for first in receiving touchdowns . . . Also holds school records for most 100-yard receiving games in a career (14) and consecutive games with a reception (43) . . . Was a first-team All-Sun Belt Conference selection as a senior in 2001 when he caught 65 passes for 796 yards and a career-high seven touchdowns . . . Established school single-season standards as a junior with 74 receptions for 945 yards . . . Added five scores that year as well . . . Majored in liberal arts . . . Was an all-state and all-county pick, and the DeKalb County Player of the Year as a senior at Columbia High School in Decatur, Georgia . . . Was named the prep athlete of the year by the Atlanta Journal-Constitution . . . Lettered four times each in football, basketball and track . . . Full name is Kendall Montrae Newson, born March 5, 1980 in Decatur, Ga.



## Morgan Pears • 79




### Tackle

Ht./Wt .....6-6, 325  
Born .....5/4/80  
College ..Colorado St.

Attended Kennedy High School in Denver, Colo., where he was an all-city, all-conference and all-state choice as a senior . . . Was named the 13th-best offensive lineman in the Central region by Prep Star following his senior season . . . Played both offensive tackle and noseguard . . . Also earned letters in wrestling and track . . . Enjoys working with cars in spare time . . . Growing up, was a fan of the Denver Broncos and John Elway . . . Lists "Goonies" as favorite movie, "Fear Factor" as favorite television show and "It" as favorite book . . . Full name is Morgan T. Pears, born May 4, 1980 in Los Angeles, Calif.

## Dwayne Pierce • 62

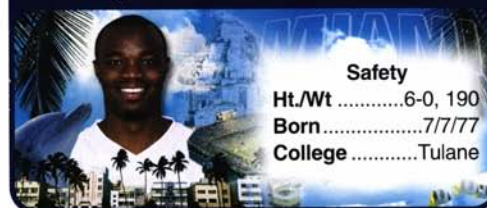


### Guard

Ht./Wt .....6-2, 325  
Born .....5/14/78  
College ..Louisiana St.

signed with the N.Y. Giants as an undrafted rookie free agent on April 26, 2002 . . . Was waived by New York on June 24 . . . Was a three-year letterman (1998, 2000-01) at LSU . . . Started 22 of the 35 games in which he played at right guard, including 12 of 13 contests as a senior in 2001 . . . Majored in education . . . Prepped at Carver High School in New Orleans, the same school that produced Rams running back Marshall Faulk . . . Full name is Dwayne Antoine Pierce, born May 14, 1978 in New Orleans.

## Alphonso Roundtree • 45



### Safety

Ht./Wt .....6-0, 190  
Born .....7/7/77  
College .....Tulane

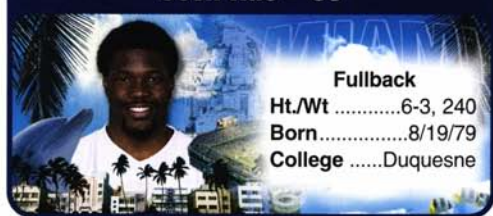
totalled 81 tackles and six interceptions for 139 yards in returns and one touchdown . . . Went to training camp with Tampa Bay as an undrafted rookie free agent in 1999 after signing with the team on July 29 . . . Was waived by the Bucs on August 29 . . . Was a four-year letterman for the Green Wave (1995-98), who started each of his final two years . . . Was a reserve cornerback his first two seasons before being moved to free safety, where he opened 10 games as a junior . . . Was moved back to cornerback for his senior season and started ten contests there . . . Finished his career with 145 tackles and six interceptions for 164 yards in returns and two touchdowns . . . Had his most productive season as a junior in 1997 when he posted 61 tackles and four interceptions, including one for a score . . . Majored in business . . . Played both defensive back and quarterback as a senior at Southeast High School in Bradenton, Fla . . . Full name is Alphonso Roundtree Jr., born July 7, 1977 in Bradenton, Fla.

Signed with the Dolphins as an undrafted college free agent on May 1, 2003 . . . Opened 35 of the 45 games in which he played during his college career (1999-2002), including all 26 at left guard over his final two seasons . . . As a senior, started all 14 contests and registered 78 knockdowns while helping to pave the way for an offense that averaged 388.6 yards of total offense per game and yielded a total of only 15 sacks . . . Majored in liberal arts . . .

Re-signed with the Dolphins as a free agent on December 31, 2002 . . . Was in training camp with Miami last year after originally signing with the team on August 8 . . . Was waived on September 1 and then signed to the Dolphins' practice squad a day later . . . Spent one game there before being released on September 10 . . . Overall, spent three different stints and a total of 15 games on the practice squad last year, including each of the final 13 . . . Had

Signed with the Dolphins as a free agent on January 6, 2003 . . . Played each of the last three seasons in the Canadian Football League, including 2000-01 with Montreal and 2002 with Ottawa . . . For the Renegades last season, recorded 24 tackles and a team-high four interceptions for 63 yards in returns . . . Added nine passes defended . . . Also returned seven punts for a 9.1-yard average and three kickoffs for a 13.3-yard average . . . In three CFL seasons,

## Josh Rue • 38



### Fullback

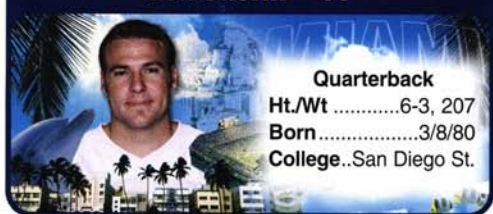
Ht./Wt. ....6-3, 240

Born .....8/19/79

College .....Duquesne

including seven sacks, while also coming up with an interception . . . Had his most productive year in 2001 when he ran for 916 yards and 12 touchdowns on 122 carries . . . Was the Metro Atlantic Athletic Conference co-Offensive Rookie of the Year in 1999 . . . Holds degree in communications . . . Single, resides in Monroeville, Pa . . . Prepped at Gateway High School in Monroeville . . . Lettered in football, basketball and track . . . Growing up was a fan of the Pittsburgh Steelers . . . Lists "New Jack City" as favorite movie, "Mama's Family" as favorite television show, "I Have a Dream" as favorite book and Biggy Smalls as favorite recording artist . . . Full name is Joshua J. Rue, born August 19, 1979 in Indiana, Pa.

## Lon Sheriff • 11



### Quarterback

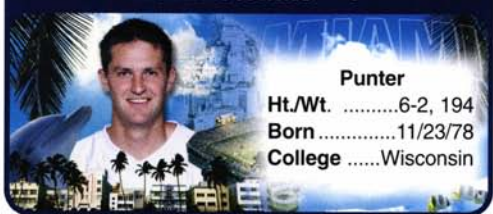
Ht./Wt. ....6-3, 207

Born .....3/8/80

College..San Diego St.

touchdowns and 11 interceptions . . . Holds B.A. in English . . . Is pre-med and took MCAT in April, 2003 . . . Resides in Santee, Calif . . . Married this past summer to Cindi . . . Was a first-team all-CIF and Most Valuable Player of the Grossmont North League as a senior at West Hills High School in Santee, Calif . . . Visited children's hospitals while in college . . . Growing up, the San Diego Chargers and Padres were his favorite teams and Ozzie Smith was his favorite athlete . . . Lists "The Big Lebowski" as favorite movie, "CSI" and Sportcenter as favorite television shows, "The Complete Short Works of Ernest Hemingway" as favorite book and The Beastie Boys and Primus as favorite musical groups . . . Enjoys bodysurfing and going to the beach . . . Full name is Lon A. Sheriff, born March 8, 1980 in Santee, Calif.

## Kevin Stemke • 1



### Punter

Ht./Wt. ....6-2, 194

Born .....11/23/78

College .....Wisconsin

Louis last year . . . Was waived by the Rams on August 12 and claimed by Oakland a day later . . . Played in each of the first two regular season games of 2002 with the Raiders, replacing an injured Shane Lechler . . . Punted five times for a 42.4-yard average with a long of 56 . . . Was waived by Oakland on September 24 . . . Played in 49 games during his career for the Badgers, during which time he amassed a school-record 43.5-yard average on 245 punts, which rank second in school annals . . . Of his 245 punts, 74 were downed inside the 20 (30.2%) . . . Was a first-team All-Big 10 choice as both a sophomore (1998) and senior (2000) . . . Hit 69 punts for a school-record 44.5-yard average as a senior, when he won the inaugural Ray Guy Award, given to the nation's top punter . . . Boomed a career-long 86-yard punt against Michigan State in 1999,

Signed with the Dolphins as an undrafted college free agent on May 1, 2003 . . . Played three years at Duquesne (1999-2001) . . . Sat out the 2002 season while academically ineligible . . . In three years, rushed for 1,668 yards and 25 touchdowns on 262 attempts, caught 27 passes for 318 yards and five scores and returned 25 kickoffs for a 19.9-yard average . . . Also played defensive end in pass rushing situations and recorded 12 tackles,

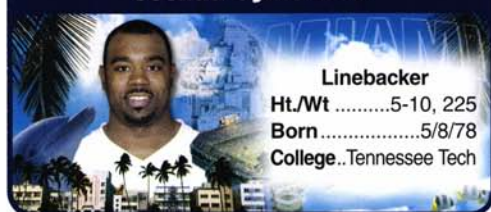
Signed with the Dolphins as an undrafted college free agent on May 1, 2003 . . . Lettered four years at SDSU (1999-2002) . . . Completed 356 of 675 passes for 4,533 yards with 16 touchdowns and 25 interceptions in his career . . . Started nine games as a sophomore and ten his junior season . . . Appeared in just five games as a senior . . . Had his best year as a sophomore in 2000 when he connected on 155 of 290 for 2,163 yards with six

Left-footed punter who signed with the Dolphins as a free agent on January 23, 2003 . . . Was allocated to the NFL Europe League this past spring where he played with the Scottish Claymores . . . In ten games, punted 35 times for a 39.5-yard average with ten inside-the-20, four touchbacks and a net of 33.4 . . . Originally went to camp with Green Bay in 2001 as an undrafted rookie free agent, was released by the Packers prior to the regular season . . . Attended camp with St.



the third-longest punt in school history . . . Graduated with a degree in marketing . . . Prepped at Preble High School in Green Bay, Wisconsin . . . Was an all-state punter three straight years (1994-96) . . . Also lettered four years in basketball and three times in track . . . Was a member of the National Honor Society . . . Father, Horst, was a member of the United States Olympic soccer team in both 1968 and 1972 . . . Born November 23, 1978 in Green Bay, Wis.

## Joshua Symonette

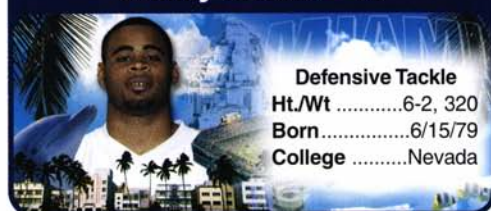


**Linebacker**  
Ht./Wt .....5-10, 225  
Born .....5/8/78  
College..Tennessee Tech

Re-signed with the Dolphins as a free agent on January 28, 2003 . . . Was allocated to the NFL Europe League this past spring, where he played with the Berlin Thunder . . . Appeared in six games, starting five of them . . . Registered 28 tackles on defense and four stops on special teams . . . Went to training camp with the Dolphins in 2002 . . . Was moved from safety to linebacker during the 2002 offseason . . . Was waived by the Dolphins on September 1

. . . Spent two separate stints and a total of three games on Miami's practice squad last year . . . Was in camp with Washington in 2001 before being released on September 2 . . . Originally signed with the Redskins as an undrafted rookie free agent in 2000 . . . After making the team's 53-man roster, was waived on September 11, 2000 and then signed to the practice squad a day later . . . Was re-signed to the active roster on December 12 . . . Overall, played in three games, was inactive for one . . . All of playing time came on special teams where he recorded two tackles . . . Was a four-year letterman at Tennessee Tech (1996-99), where he played in 41 games, starting 32 of them . . . Collected 349 tackles in his career, fourth on the school's all-time list . . . Majored in computer science . . . Attended Stone Mountain (Ga.) High School, where he was a Beta Club and National Honor Society member, as well as a Georgia Merit Scholar . . . Born May 8, 1978 in Miami, Fla.

## Johnny Thomas • 76

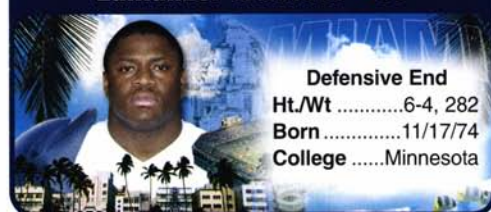


**Defensive Tackle**  
Ht./Wt .....6-2, 320  
Born .....6/15/79  
College .....Nevada

Signed with the Dolphins as a free agent on February 17, 2003 . . . Was allocated to the NFL Europe League this past spring where he played with the Frankfurt Galaxy . . . Appeared in all ten games in a reserve role . . . Posted seven tackles, a fumble recovery and two pass defenses . . . Was eligible for the NFL's 2002 supplemental draft, but was not selected . . . Played one year (2001) at the University of Nevada . . . Appeared in nine games, and recorded

39 tackles, including ten for loss, one sack, one fumble recovery and two forced fumbles . . . Transferred there after playing one year each at Chabot (Calif.) Community College (1999) and Holmes (Miss.) Junior College (2000) . . . Prepped at Dwyer High School in Palm Beach Gardens, Fla . . . Born June 15, 1979.

## Lamanzer Williams • 79




**Defensive End**  
Ht./Wt .....6-4, 282  
Born .....11/17/74  
College .....Minnesota

Signed with the Dolphins as a free agent on February 27, 2003 . . . Was allocated to the NFL Europe League this past spring where he played with the Berlin Thunder . . . Appeared in six games, including four starts . . . Collected 27 tackles, an NFL-high 10.5 sacks, two forced fumble and two passes defended . . . Recorded 9.5 sacks over the final five games of the year . . . Was an All-League selection and was chosen as the NFL's Defensive Player of the Week

twice on the year . . . Originally was a sixth-round draft choice (179th overall) of Jacksonville in 1998 . . . Split the '98 season on the Jaguars' 53-man roster and practice squad . . . Played in two regular season games in a reserve role, was inactive for 11 contests during his rookie year . . . Was credited with one special teams tackle . . . Also appeared in both playoff games following the season in a reserve role and was credited with one tackle . . . Was waived by the

Jaguars prior to the 1999 season, and spent '99 on Kansas City's practice squad . . . Had brief stints in the training camps of both Minnesota (2001) and St. Louis (2002) . . . Lettered four seasons (1994-97) at the University of Minnesota . . . Left as the school's career sack leader with 23.5, a figure which now stands second all-time. . . Played outside linebacker his first three years for the Gophers before being converted to defensive end for his senior season of 1997 . . . Was a first team All-America and All-Big 10 selection that year when he led the nation with 18.5 sacks . . . Played in the East-West Shrine Game following his senior season . . . Prepped at Willow Run High School in Ypsilanti, Michigan, where he lettered in football, basketball and track . . . Brother, Dan, played collegiately at Toledo, was a first-round draft choice of Denver in 1993, and played with both the Broncos (1993-96) and Kansas City (1997, 1999-2001) . . . Full name is Lamanzer Deshan Williams, born November 17, 1974 in Greensboro, Alabama.



## Billy Yates • 73

**Guard**

Ht./Wt. ....6-2, 305

Born .....4/15/80

College ....Texas A&M

Signed with the Dolphins as an undrafted college free agent on May 1, 2003 . . . Was a four-year letterman for the Aggies (1999-2002) . . . Started all 20 games in which he played at guard over his final two seasons . . . Majored in agricultural development . . . Resides in College Station, Texas . . . Was a two-time all-state selection at Corsicana (Texas) High School . . . Also lettered in basketball, baseball and track . . . Was a high school teammate of New England

Patriots wide receiver Bethel Johnson . . . Likes to ride dirt bikes and play basketball in free time . . . Growing up, his favorite team was the Dallas Cowboys and Michael Jordan was his favorite athlete . . . Lists "Boyz in the Hood" as favorite movie . . . Full name is Billy L. Yates, born April 15, 1980 in Fort Worth, Texas.



Ricky Williams flashes the Hawaiian "shaka" sign after scoring his first touchdown of the Pro Bowl game at Aloha Stadium on February 2, 2003. Williams rushed for 56 yards, scored two touchdowns and forced a fumble on special teams to earn the MVP award in the AFC's 45-20 victory over the NFC. (Photo courtesy of Kevin Terrell of NFL Properties)



# HOW MIAMI WAS BUILT

YEAR	DRAFT (19)	FREE AGENTS/ WAIVERS (23)	TRADES (3)
1994	DT Tim Bowens (1) C Tim Ruddy (2b)		
1996	LB Zach Thomas (5c)		
1997	CB Sam Madison (2) DE Jason Taylor (3a) TE Ed Perry (6d)	K Olindo Mare (FA)	
1998	CB Patrick Surtain (2a)	G Mark Dixon (FA) WR Oronde Gadsden (FA) S Brock Marion (UFA-Dallas)	
2000	T Todd Wade (2) FB Deon Dyer (4) S Arturo Freeman (5)	QB Jay Fiedler (UFA-Jacksonville) S Trent Gamble (FA) LB Tommy Hendricks (FA) DE Adewale Ogunleye (FA)	
2001	CB Jamar Fletcher (1) WR Chris Chambers (2) RB Travis Minor (3a) LB Morlon Greenwood (3b)	C Troy Andrew (FA) WR Robert Baker (FA) DE David Bowens (FA) S Scott McGarrahan (FA) WR James McKnight (UFA-Dallas) G Todd Perry (UFA-Chicago) S Shawn Wooden (FA)	
2002	C Seth McKinney (3) TE Randy McMichael (4) CB Omare Lowe (5a) WR Sam Simmons (5b) RB Leonard Henry (7)	DE Rob Burnett (FA) DT Larry Chester (UFA-Carolina) RB Robert Edwards (FA) T Greg Jerman (FA) G Jamie Nails (FA) DT Dario Romero (FA) P Mark Royals (FA) LB Justin Seaverns (FA)	QB Sage Rosenfels (from Washington) DE Jay Williams (from Carolina) RB Ricky Williams (from New Orleans)

## OFF AND RUNNING

In 2002, running back Ricky Williams established the Dolphins' single-season record for 100-yard rushing games with ten. In those ten contests, the Dolphins were 8-2. Since 1996, including playoffs, the Dolphins are 23-4 (.852) in games when they have had a back rush for 100 yards or more. During this same span, they are 5-15 (.250), including playoffs, in games when an opposing player has reached the 100-yard plateau. In the 37-year history of the franchise, including both regular season and postseason, there have been 115 occasions when a Dolphins running back has reached the 100-yard rushing mark, with two players having accounted for 100 yards in the same game four times. In the 111 games when the Dolphins have had a 100-yard back, they have put together a record of 95-16 (.856). An opposing player has attained the 100-yard rushing barrier 113 times, with two players having done this in the same game once. In the 112 games when the opposition has had a player rush for 100 yards, the Dolphins are 34-78 (.304).

# 2003 NUMERICAL ROSTER

1	Stemke, Kevin	P	56	Seaverns, Justin	LB
2	Fryzel, Jimmy	WR	57	Jenkins, Corey	LB
3	Royals, Mark	P	58	Moore, Eddie	LB
8	Jackson, Chris	WR	59	Callens, Corey	DE
9	Fiedler, Jay	QB	60	Jerman, Greg	T
10	Mare, Olindo	K	61	Ruddy, Tim	C
11	Sheriff, Lon	QB	62	Pierce, Dwayne	G
14	Griese, Brian	QB	63	Dixon, Mark	T
15	Bellamy, Ronald	WR	64	Chester, Larry	DT
16	Newson, Kendall	WR	65	Andrew, Troy	C
17	Simmons, Sam	WR	66	Nails, Jamie	G
18	Rosenfels, Sage	QB	67	McKenzie, Damonte	DT
19	Hooks, Margin	WR	68	McKinney, Seth	C
20	Buckley, Terrell	CB	69	Whitley, Taylor	G
21	Fletcher, Jamar	CB	70	Provost, Tim	T
22	Wooden, Shawn	S	71	Wade, Todd	T
23	Surtain, Patrick	CB	72	Bristol, Mark	T
24	Knight, Sammy	S	73	Yates, Billy	G
25	Lowe, Omare	CB	74	Smith, Wade	T
26	Henry, Leonard	RB	75	Perry, Todd	G
27	Freeman, Arturo	S	76	Thomas, Johnny	DT
28	Minor, Travis	RB	77	Borum, Jarvis	T
29	Madison, Sam	CB	78	Anderson, Maurice	DT
30	Ayanbadejo, Obafemi	FB	79	Williams, Lamanzer	DE
31	Marion, Brock	S	79	Pears, Morgan	T
32	Rogers, Charlie	KR	80	McKnight, James	WR
33	Dyer, Deon	FB	81	McMichael, Randy	TE
34	Williams, Ricky	RB	82	Battaglia, Marco	TE
35	Irvin, Sedric	FB	83	Baker, Robert	WR
36	Donaldson, Cedric	CB	84	Chambers, Chris	WR
37	Banks, Korey	CB	85	Lee, Donald	TE
38	Rue, Josh	FB	86	Gadsden, Oronde	WR
41	Leftwich, Terrance	S	87	Tolver, J.R.	WR
42	Gamble, Trent	S	88	Thompson, Derrius	WR
43	McGarrahan, Scott	S	89	Perry, Ed	TE
44	Konrad, Rob	FB	90	Burnett, Rob	DE
45	Roundtree, Alphonso	S	91	Williams, Jay	DE
46	Bell, Jeremiah	S	92	Zgonina, Jeff	DT
47	Edwards, Robert	RB	93	Ogunleye, Adewale	DE
48	Hardmon, Bam	LB	94	Romero, Dario	DT
49	Mandley, Dejhowen	TE	95	Bowens, Tim	DT
50	Ayanbadejo, Brendon	LB	96	Bowens, David	DE
51	Hendricks, Tommy	LB	97	Williams, Davern	DT
52	Greenwood, Morlon	LB	98	Grigsby, Otis	DE
53	Lemons, Devin	LB	99	Taylor, Jason	DE
54	Thomas, Zach	LB		Symonette, Joshua	LB
55	Seau, Junior	LB			



# MIAMI DOLPHINS 2003

NO.	NAME	POS.	HT.	WT.	BIRTH-DATE
78	Anderson, Maurice	DT	6-4	306	1/9/75
65	Andrew, Troy	C	6-4	310	12/12/77
30	Ayanbadejo, Obafemi	FB	6-2	235	3/5/75
83	Baker, Robert	WR	5-11	200	3/14/76
82	Battaglia, Marco	TE	6-3	250	1/25/73
77	Borum, Jarvis	T	6-7	340	9/16/78
96	Bowens, David	DE	6-3	260	7/03/77
95	Bowens, Tim	DT	6-4	325	2/7/73
20	Buckley, Terrell	CB	5-10	180	6/7/71
90	Burnett, Rob	DE	6-4	265	8/27/67
84	Chambers, Chris	WR	5-11	210	8/12/78
64	Chester, Larry	DT	6-2	325	10/17/75
63	Dixon, Mark	T	6-4	295	11/26/70
36	Donaldson, Cedric	CB	5-9	180	2/12/76
33	Dyer, Deon	FB	5-11	255	10/2/77
47	Edwards, Robert	RB	5-11	218	10/2/74
9	Fiedler, Jay	QB	6-2	225	12/29/71
21	Fletcher, Jamar	CB	5-9	186	8/28/79
27	Freeman, Arturo	S	6-0	198	10/27/76
86	Gadsden, Oronde	WR	6-2	215	8/20/71
42	Gamble, Trent	S	5-9	195	7/24/77
52	Greenwood, Morlon	LB	6-0	238	7/17/78
14	Griese, Brian	QB	6-3	214	3/18/75
51	Hendricks, Tommy	LB	6-2	235	10/23/78
35	Irvin, Sedric	FB	5-11	234	3/30/78
60	Jerman, Greg	T	6-5	310	1/24/79
24	Knight, Sammy	S	6-0	215	9/10/75
44	Konrad, Rob	FB	6-3	255	11/12/76
25	Lowe, Omare	CB	6-1	195	4/20/78
29	Madison, Sam	CB	5-11	185	4/23/74
10	Mare, Olindo	K	5-10	190	6/6/73
31	Marion, Brock	S	5-11	200	6/11/70
43	McGarrahan, Scott	S	6-1	200	2/12/74
68	McKinney, Seth	C	6-3	305	6/12/79
80	McKnight, James	WR	6-1	198	6/17/72
81	McMichael, Randy	TE	6-3	250	6/28/79
28	Minor, Travis	RB	5-10	205	6/30/79
66	Nails, Jamie	G	6-6	335	6/3/77
93	Ogunleye, Adewale	DE	6-4	260	8/9/77
89	Perry, Ed	TE	6-4	265	9/1/74
75	Perry, Todd	G	6-5	310	11/28/70
32	Rogers, Charlie	KR/RB	5-9	180	6/19/76
94	Romero, Dario	DT	6-3	305	4/13/78
18	Rosenfels, Sage	QB	6-4	222	3/06/78
3	Royals, Mark	P	6-5	225	6/22/65
61	Ruddy, Tim	C	6-3	295	4/27/72
55	Seau, Junior	LB	6-3	250	1/19/69
56	Seaverns, Justin	LB	6-1	225	7/2/80
23	Surtain, Patrick	CB	5-11	192	6/19/76
99	Taylor, Jason	DE	6-6	255	9/1/74
54	Thomas, Zach	LB	5-11	230	9/1/73
88	Thompson, Derrius	WR	6-2	220	7/5/77
71	Wade, Todd	T	6-8	315	10/30/76
91	Williams, Jay	DE	6-3	275	10/13/71
79	Williams, Lamazer	DE	6-4	282	11/17/74
34	Williams, Ricky	RB	5-10	226	5/21/77
22	Wooden, Shawn	S	5-11	205	10/23/73
92	Zgonina, Jeff	DT	6-2	285	5/24/70

# VETERANS ROSTER

NFL EXP.	COLLEGE	HOMETOWN	HOW ACQUIRED
2	Virginia '00	Nottoway, VA	FA, '03
2	Duke '00	Klein, TX	FA, '01
5	San Diego State '97	Santa Cruz, CA	FA, '03
3	Auburn '99	Gainesville, FL	FA, '01
8	Rutgers '96	Queens, NY	UFA, '03 (Pit)
2	North Carolina State '01	Columbia, SC	FA, '03
5	Western Illinois '99	Detroit, MI	FA '01
10	Mississippi '95	Okolona, MS	D1, '94
12	Florida State '92	Pascagoula, MS	UFA, '03 (NE)
14	Syracuse '90	Selden, NY	FA, '02
3	Wisconsin '01	Cleveland, OH	D2, '01
6	Temple '98	Hammond, LA	UFA, '02 (Car)
6	Virginia '94	Jamestown, NC	FA, '98
2	Louisiana State '98	Jackson, MS	FA, '03
4	North Carolina '00	Tidewater, VA	D4, '00
3	Georgia '98	Tennille, GA	FA, '02
8	Dartmouth '94	Oceanside, NY	UFA, '00 (Jac)
3	Wisconsin '02	Hazelwood, MO	D1, '01
4	South Carolina '00	Orangeburg, SC	D5, '00
6	Winston Salem '95	Charleston, SC	FA, '98
4	Wyoming '00	Parker, CO	FA, '00
3	Syracuse '01	Freeport, NY	D3b, '01
6	Michigan '98	Miami, FL	FA, '03
4	Michigan '00	Houston, TX	FA, '00
4	Michigan State '99	Miami, FL	FA, '03
2	Baylor '02	El Paso, TX	FA, '02
7	USC '97	Riverside, CA	UFA, '03 (N.O.)
5	Syracuse '99	Andover, MA	D2b, '99
2	Washington '02	Maple Valley, WA	D5a, '02
7	Louisville '97	Monticello, FL	D2, '97
7	Syracuse '96	Cooper City, FL	FA, '97
11	Nevada '93	Bakersfield, CA	UFA, '98 (Dal)
6	New Mexico '98	Arlington, TX	FA, '01
2	Texas A&M '02	Austin, TX	D3, '02
10	Liberty '94	Apopka, FL	UFA, '01 (Dal)
2	Georgia '02	Fort Valley, GA	D4, '02
3	Florida State '01	Baton Rouge, LA	D3a, '01
6	Florida A&M '97	Baxley, GA	FA, '02
4	Indiana '00	Staten Island, NY	FA, '00
7	James Madison '97	Richmond, VA	D6d, '97
11	Kentucky '93	Elizabethtown, KY	UFA, '01 (Chi)
5	Georgia Tech '99	Cliffwood, NJ	UFA, '03 (Buf)
2	Eastern Washington '00	Spokane, WA	FA, '02
3	Iowa State '01	Maquoketa, IA	T '02 (Wash)
15	Appalachian State '86	Mathews, VA	FA, '02
10	Notre Dame '94	Dunmore, PA	D2b, '94
14	USC '90	Oceanside, CA	T, '03 (SD)
2	Appalachian St. '02	Adairsville, GA	FA '02
6	Southern Mississippi '98	New Orleans, LA	D2a, '98
7	Akron '97	Woodland Hills, PA	D3a, '97
8	Texas Tech '96	Pampa, TX	D5c, '96
5	Baylor '99	Cedar Hill, TX	UFA '03 (Wash)
4	Mississippi '00	Jackson, MS	D2, '00
9	Wake Forest '94	Washington, DC	T, '02 (Car)
2	Minnesota '98	Ypsilanti, MI	FA, '03
5	Texas '99	San Diego, CA	T '02 (NO)
8	Notre Dame '96	Abington, PA	FA, '01
11	Purdue '93	Mundelein, IL	UFA, '03 (StL)



# MIAMI DOLPHINS 2003 ROOKIE

NO.	NAME	POS.	HT.	WT.	BIRTH- DATE
50	Ayanbadejo, Brendon	LB	6-1	230	9/6/76
37	Banks, Korey	CB	5-10	188	8/15/79
46	Bell, Jeremiah	S	6-1	200	3/3/78
15	Bellamy, Ronald	WR	6-0	200	12/28/81
72	Bristol, Mark	T	6-5	315	1/12/78
59	Callens, Corey	DE	6-2	275	2/25/78
2	Fryzel, Jimmy	WR	5-11	195	4/21/81
98	Grigsby, Otis	DE	6-3	260	11/19/80
48	Hardmon, Bam	LB	6-1	230	1/7/81
26	Henry, Leonard	RB	6-1	210	1/5/78
19	Hooks, Margin	WR	5-11	193	2/10/78
8	Jackson, Chris	WR	6-2	205	2/26/75
57	Jenkins, Corey	LB	6-0	222	8/25/76
85	Lee, Donald	TE	6-3	255	8/31/80
41	Leftwich, Terrance	S	5-11	190	5/21/80
53	Lemons, Devin	LB	6-2	232	3/20/79
49	Mandley, Dejhown	TE	6-3	250	3/19/80
67	McKenzie, Damonte	DT	6-2	290	3/25/76
58	Moore, Eddie	LB	6-0	230	7/5/80
16	Newson, Kendall	WR	6-1	197	3/5/80
79	Pears, Morgan	T	6-6	325	5/4/80
62	Pierce, Dwayne	G	6-2	325	5/14/78
70	Provost, Tim	T	6-5	300	8/24/80
45	Roundtree, Alphonso	S	6-0	190	7/7/77
38	Rue, Josh	FB	6-3	240	8/19/79
11	Sheriff, Lon	QB	6-3	207	3/8/80
17	Simmons, Sam	WR	5-9	200	11/25/79
74	Smith, Wade	T	6-4	300	4/26/81
1	Stemke, Kevin	P	6-2	194	11/23/78
	Symonette, Joshua	LB	5-10	225	5/8/78
76	Thomas, Johnny	DT	6-2	320	6/15/79
87	Tolver, J.R.	WR	6-1	205	1/13/80
69	Whitley, Taylor	G	6-4	315	2/21/80
97	Williams, Davern	DT	6-3	305	2/13/80
73	Yates, Billy	G	6-2	305	4/15/80

# AND FIRST-YEAR ROSTER

NFL EXP.	COLLEGE	HOMETOWN	HOW ACQUIRED
1	UCLA '99	Santa Cruz, CA	FA, '03
R	Mississippi State '03	Boynton Beach, FL	FA, '03
R	Eastern Kentucky '03	Winchester, KY	D6c, '03
R	Michigan '03	New Orleans, LA	FA, '03
1	Mansfield '00	Philadelphia, PA	FA, '03
1	Oklahoma '01	Jenks, OK	FA, '03
R	Central Florida '03	Lakeland, FL	FA, '03
R	Kentucky '03	Converse, TX	FA, '03
R	Florida '03	Jacksonville, FL	FA, '03
1	East Carolina '02	Clinton, NC	D7, '02
1	BYU '01	Waco, TX	FA, '03
1	Washington State '98	Santa Ana, CA	FA, '03
R	South Carolina '03	Columbia, SC	D6a, '03
R	Mississippi State '03	Maben, MS	D5a, '03
R	Temple '03	Washington, DC	FA, '03
1	Texas Tech '01	Pampa, TX	FA, '03
R	Nevada-Las Vegas '03	Mesa, AZ	FA, '03
1	Clemson '00	Lake City, SC	FA, '03
R	Tennessee '03	South Pittsburg, TN	D2, '03
1	Middle Tennessee St. '02	Decatur, GA	FA, '03
R	Colorado State '03	Denver, CO	FA, '03
1	Louisiana State '02	New Orleans, LA	FA, '03
R	San Jose State '03	Homeland, CA	D6b, '03
1	Tulane '99	Bradenton, FL	FA, '03
R	Duquesne '03	Pittsburgh, PA	FA, '03
R	San Diego State '03	Santee, CA	FA, '03
1	Northwestern '02	Kansas City, KS	D5b, '02
R	Memphis '03	Dallas, TX	D3a, '03
1	Wisconsin '01	Green Bay, WI	FA, '03
1	Tennessee Tech '00	Stone Mountain, GA	FA, '03
R	Nevada '02	Palm Beach Gardens, FL	FA, '03
R	San Diego State '03	San Diego, CA	D5b, '03
R	Texas A&M '03	Sudan, TX	D3b, '03
R	Troy State '03	Montgomery, AL	D7, '03
R	Texas A&M '03	Corsicana, TX	FA, '03



# 2003 POSITIONAL ROSTER

## QUARTERBACKS (4)

9	Fiedler, Jay .....	QB
11	Sheriff, Lon .....	QB
14	Griese, Brian .....	QB
18	Rosenfels, Sage .....	QB

## RUNNING BACKS (10)

26	Henry, Leonard .....	RB
28	Minor, Travis .....	RB
30	Ayanbadejo, Obafemi .....	FB
32	Rogers, Charlie .....	KR/RB
33	Dyer, Deon .....	FB
34	Williams, Ricky .....	RB
36	Irvin, Sedric .....	FB
38	Rue, Josh .....	FB
44	Konrad, Rob .....	FB
47	Edwards, Robert .....	RB

## WIDE RECEIVERS (12)

2	Fryzel, Jimmy .....	WR
8	Jackson, Chris .....	WR
15	Bellamy, Ronald .....	WR
16	Newson, Kendall .....	WR
17	Simmons, Sam .....	WR
19	Hooks, Margin .....	WR
80	McKnight, James .....	WR
83	Baker, Robert .....	WR
84	Chambers, Chris .....	WR
86	Gadsden, Oronde .....	WR
87	Tolver, J.R. ....	WR
88	Thompson, Derrius .....	WR

## TIGHT ENDS (5)

49	Mandley, Dejhown .....	TE
81	McMichael, Randy .....	TE
82	Battaglia, Marco .....	TE
85	Lee, Donald .....	TE
89	Perry, Ed .....	TE

## OFFENSIVE LINEMEN (16)

60	Jerman, Greg .....	T
61	Ruddy, Tim .....	C
62	Pierce, Dwayne .....	G
63	Dixon, Mark .....	T
65	Andrew, Troy .....	C
66	Nails, Jamie .....	C
68	McKinney, Seth .....	C
69	Whitley, Taylor .....	G
70	Provost, Tim .....	T
71	Wade, Todd .....	T
72	Bristol, Mark .....	T
73	Yates, Billy .....	G
74	Smith, Wade .....	T
75	Perry, Todd .....	G
77	Borum, Jarvis .....	T
79	Pears, Morgan .....	T

## KICKERS (1)

10	Mare, Olindo .....	K
----	--------------------	---

## DEFENSIVE LINEMEN (16)

59	Callens, Corey .....	DE
64	Chester, Larry .....	DT
67	McKenzie, Damonte .....	DT
76	Thomas, Johnny .....	DT
78	Anderson, Maurice .....	DT
79	Williams, Lamanzer .....	DE
90	Burnett, Rob .....	DE
91	Williams, Jay .....	DE
92	Zgonina, Jeff .....	DT
93	Ogunleye, Adewale .....	DE
94	Romero, Dario .....	DT
95	Bowens, Tim .....	DT
96	Bowens, David .....	DE
97	Williams, Davern .....	DT
98	Grigsby, Otis .....	DE
99	Taylor, Jason .....	DE

## LINEBACKERS (11)

48	Hardmon, Bam .....	LB
50	Ayanbadejo, Brendon .....	LB
51	Hendricks, Tommy .....	LB
52	Greenwood, Morlon .....	LB
53	Lemons, Devin .....	LB
54	Thomas, Zach .....	LB
55	Seau, Junior .....	LB
56	Seaverns, Justin .....	LB
57	Jenkins, Corey .....	LB
58	Moore, Eddie .....	LB
	Symonette, Joshua .....	LB

## DEFENSIVE BACKS (16)

20	Buckley, Terrell .....	CB
21	Fletcher, Jamar .....	CB
22	Wooden, Shawn .....	S
23	Surtain, Patrick .....	CB
24	Knight, Sammy .....	S
25	Lowe, Omare .....	CB
27	Freeman, Arturo .....	S
29	Madison, Sam .....	CB
31	Marion, Brock .....	S
36	Donaldson, Cedric .....	CB
37	Banks, Corey .....	CB
41	Leftwich, Terrance .....	S
42	Gamble, Trent .....	S
43	McGarrahan, Scott .....	S
45	Roundtree, Alphonso .....	S
46	Bell, Jeremiah .....	S

## PUNTERS (2)

1	Stemke, Kevin .....	P
3	Royals, Mark .....	P

# 2002 DOLPHINS STATISTICS

## REGULAR SEASON RESULTS (9-7)

DATE	OPPONENT	SCORE	W/L	ATTENDANCE
Sept. 8	DETROIT	49-21	W	72,216
Sept. 15	at Indianapolis	21-13	W	56,650
Sept. 22	NEW YORK JETS	30-3	W	73,426
Sept. 29	at Kansas City	30-48	L	78,178
Oct. 6	NEW ENGLAND	26-13	W	73,369
Oct. 13	at Denver	24-22	W	75,941
Oct. 20	BUFFALO	10-23	L	73,180
Nov. 4	at Green Bay	10-24	L	63,284
Nov. 10	at New York Jets	10-13	L	78,920
Nov. 17	BALTIMORE	26-7	W	73,013
Nov. 24	SAN DIEGO	30-3	W	73,138
Dec. 1	at Buffalo	21-38	L	73,287
Dec. 9	CHICAGO	27-9	W	73,609
Dec. 15	OAKLAND	23-17	W	73,572
Dec. 21	at Minnesota	17-20	L	64,285
Dec. 29	at New England	24-27 (OT)	L	68,436

## TEAM STATISTICS

	DOLPHINS	OPPONENTS
TOTAL FIRST DOWNS .....	318	285
By Rushing .....	139	86
By Passing .....	155	162
By Penalty .....	24	37
Third Down: Made/Att. ....	76/199	68/201
Third Down Efficiency .....	38.2	33.8
Fourth Down: Made/Att. ....	3/10	4/13
Fourth Down Efficiency .....	30.0	30.8
POSSESSION AVERAGE .....	31:24	28:36
TOTAL NET YARDS .....	5392	4656
Average Per Game .....	337.0	291.0
Total Plays .....	1010	974
Average Per Play .....	5.3	4.8
NET YARDS RUSHING .....	2502	1554
Average Per Game .....	156.4	97.1
Total Rushes .....	530	407
NET YARDS PASSING .....	2890	3102
Average Per Game .....	180.6	193.9
Tackled/Yards Lost .....	25/179	47/327
Gross Yards .....	3069	3429
Attempts/Completions .....	455/271	520/294
Completion Percentage .....	59.6	56.5
Had Intercepted .....	15	21
PUNTS/AVERAGE .....	69/40.2	80/42.9
NET PUNTING AVERAGE .....	69/34.5	80/37.7
PENALTIES/YARDS .....	103/859	106/826
FUMBLES/BALL LOST .....	28/15	23/9
TOUCHDOWNS .....	44	31
By Rushing .....	24	9
By Passing .....	18	20
By Returns .....	2	2

Score By Quarters	1	2	3	4	OT	Total
DOLPHINS .....	113	111	69	85	0	378
OPPONENTS .....	35	98	66	99	3	301



## RUSHING

	NO.	YDS.	AVG.	LG	TD
R. Williams.....	383	1853	4.8	63t	16
Minor .....	44	180	4.1	23	2
Lucas .....	36	126	3.5	17	2
Edwards.....	20	107	5.4	19	1
Fiedler .....	28	99	3.5	12	3
Chambers .....	6	78	13.0	45	0
McKnight .....	7	58	8.3	19	0
McMichael .....	1	8	8.0	8	0
Konrad .....	3	2	0.7	2	0
Rosenfels.....	2	-9	-4.5	-2	0
<b>DOLPHINS.....</b>	<b>530</b>	<b>2502</b>	<b>4.7</b>	<b>63t</b>	<b>24</b>
<b>OPPONENTS.....</b>	<b>407</b>	<b>1554</b>	<b>3.8</b>	<b>38</b>	<b>9</b>

## PASSING

	ATT.	COMP.	YDS.	PCT.	TD	INT.	LG	SACK/ LOST	RATING
Fiedler .....	292	179	2024	61.3	14	9	59t	13/89	85.2
Lucas .....	160	92	1045	57.5	4	6	77	12/90	69.9
Rosenfels .....	3	0	0	0.0	0	0	0	0/0	39.6
<b>DOLPHINS ....</b>	<b>455</b>	<b>271</b>	<b>3069</b>	<b>59.6</b>	<b>18</b>	<b>15</b>	<b>77</b>	<b>25/179</b>	<b>79.3</b>
<b>OPPONENTS</b>	<b>520</b>	<b>294</b>	<b>3429</b>	<b>56.5</b>	<b>20</b>	<b>21</b>	<b>73t</b>	<b>47/327</b>	<b>72.7</b>

## RECEIVING

	NO.	YDS.	AVG.	LG	TD
Chambers .....	52	734	14.1	59t	3
R. Williams.....	47	363	7.7	52	1
McMichael .....	39	485	12.4	45	4
Konrad .....	34	233	6.9	19	3
McKnight .....	29	528	18.2	77	2
Ward .....	19	172	9.1	22	0
Edwards.....	18	126	7.0	14	1
Gadsden .....	16	228	14.3	29	0
Carter.....	8	66	8.3	15	1
Weaver .....	6	75	12.5	25	3
Clark .....	2	42	21.0	26	0
Baker .....	1	17	17.0	17	0
<b>DOLPHINS.....</b>	<b>271</b>	<b>3069</b>	<b>11.3</b>	<b>77</b>	<b>18</b>
<b>OPPONENTS.....</b>	<b>294</b>	<b>3429</b>	<b>11.7</b>	<b>73t</b>	<b>20</b>

## INTERCEPTIONS

	NO.	YDS.	AVG.	LG	TD
Surtain .....	6	79	13.2	40t	1
Marion .....	5	99	19.8	62	0
Madison .....	3	15	5.0	15	0
Fletcher .....	2	30	15.0	30	0
Rodgers .....	2	28	14.0	21	0
Thomas .....	1	7	7.0	7	0
Haley .....	1	0	0.0	0	0
Wooden .....	1	0	0.0	0	0
<b>DOLPHINS.....</b>	<b>21</b>	<b>258</b>	<b>12.3</b>	<b>62</b>	<b>1</b>
<b>OPPONENTS.....</b>	<b>15</b>	<b>319</b>	<b>21.3</b>	<b>89t</b>	<b>2</b>

## PUNTING

	NO.	YDS.	AVG.	NET	TB	IN 20	LG	BLK
Royals .....	69	2772	40.2	34.5	6	15	56	0
<b>DOLPHINS .....</b>	<b>69</b>	<b>2772</b>	<b>40.2</b>	<b>34.5</b>	<b>6</b>	<b>15</b>	<b>56</b>	<b>0</b>
<b>OPPONENTS .....</b>	<b>80</b>	<b>3432</b>	<b>42.9</b>	<b>37.7</b>	<b>6</b>	<b>30</b>	<b>65</b>	<b>0</b>

## PUNT RETURNS

	RET.	FC	YDS.	AVG.	LG	TD
Ward .....	16	11	169	10.6	34	0
Johnson .....	8	3	69	8.6	13	0
Baker .....	7	3	55	7.9	21	0
<b>DOLPHINS .....</b>	<b>31</b>	<b>17</b>	<b>293</b>	<b>9.5</b>	<b>34</b>	<b>0</b>
<b>OPPONENTS .....</b>	<b>39</b>	<b>4</b>	<b>273</b>	<b>7.0</b>	<b>43</b>	<b>0</b>

## KICKOFF RETURNS

	NO.	YDS.	AVG.	LG	TD
Minor .....	46	1071	23.3	66	0
Johnson .....	12	330	27.5	49	0
Konrad .....	2	33	16.5	18	0
Weaver .....	2	23	11.5	18	0
Fletcher .....	1	0	0.0	0	0
McKnight .....	0	26	—	26	0
<b>DOLPHINS .....</b>	<b>63</b>	<b>1483</b>	<b>23.5</b>	<b>66</b>	<b>0</b>
<b>OPPONENTS .....</b>	<b>69</b>	<b>1540</b>	<b>22.3</b>	<b>56</b>	<b>0</b>

## FIELD GOALS

	1-19	20-29	30-39	40-49	50+	TOTALS
Mare .....	0/0	13/14	2/3	7/11	2/3	24/31
<b>DOLPHINS .....</b>	<b>0/0</b>	<b>13/14</b>	<b>2/3</b>	<b>7/11</b>	<b>2/3</b>	<b>24/31</b>
<b>OPPONENTS .....</b>	<b>0/0</b>	<b>9/9</b>	<b>8/8</b>	<b>6/8</b>	<b>5/5</b>	<b>28/30</b>

## SCORING

	TDR	TDP	TDRt	PAT	FG	S	2-PT	TP
Mare .....	0	0	0	42/43	24/31	0	0	114
R. Williams .....	16	1	0	0/0	0/0	0	0	102
McMichael .....	0	4	0	0/0	0/0	0	0	24
Chambers .....	0	3	0	0/0	0/0	0	0	18
Fiedler .....	3	0	0	0/0	0/0	0	0	18
Konrad .....	0	3	0	0/0	0/0	0	0	18
Weaver .....	0	3	0	0/0	0/0	0	0	18
Edwards .....	1	1	0	0/0	0/0	0	0	12
Lucas .....	2	0	0	0/0	0/0	0	0	12
McKnight .....	0	2	0	0/0	0/0	0	0	12
Minor .....	2	0	0	0/0	0/0	0	0	12
Carter .....	0	1	0	0/0	0/0	0	0	6
Gamble .....	0	0	1	0/0	0/0	0	0	6
Surtain .....	0	0	1	0/0	0/0	0	0	6
<b>DOLPHINS .....</b>	<b>24</b>	<b>18</b>	<b>2</b>	<b>42/43</b>	<b>24/31</b>	<b>0</b>	<b>0</b>	<b>378</b>
<b>OPPONENTS .....</b>	<b>9</b>	<b>20</b>	<b>2</b>	<b>27/27</b>	<b>28/30</b>	<b>0</b>	<b>0</b>	<b>301</b>

## TWO-POINT CONVERSIONS

**DOLPHINS 0-1, OPPONENTS 2-4**

## SACKS

Taylor 18.5, Ogunleye 9.5, J. Williams 6.0, Burnett 4.0, D. Bowens 1.5, Chester 1.5, Freeman 1.5, Surtain 1.5, Greenwood 1.0, McGarrahan 1.0, Haley 0.5, Thomas 0.5.

**DOLPHINS 47.0, OPPONENTS 25.0**



# 2002 DEFENSIVE STATISTICS

PLAYER	TOTAL TACK.	SOLO	ASST.	SACKS/YARDS	QB HURRIES	INT./YARDS	FUM. REC.	FUM. FOR.	PASS DEF.
Thomas	195	124	71	0.5/5.5	6	1/7	1		5
Marion	109	78	31			5/99			13
Freeman	96	65	31	1.5/3	3				5
Rodgers	91	51	40		4	2/28			4
Taylor	76	56	20	18.5/162.5	41		2	7	8
Greenwood	70	34	36	1/1	3				1
Surtain	69	52	17	1.5/14	2	6/79		1	11
Ogunleye	59	36	23	9.5/62	23		2	3	3
Chester	53	32	21	1.5/5	6		1		3
Bowens, T.	46	27	19		13				
Fletcher	39	36	3			2/30			13
Haley	37	21	16	0.5/3.5	5	1/0			3
Madison	31	27	4			3/15			14
Burnett	27	16	11	4/15.5	17			1	1
Williams, J.	25	18	7	6/30	14			1	
Wooden	21	14	7			1/0			2
Bowens, D.	20	10	10	1.5/12	9				1
Gamble	8	7	1		1				
McGarrahan	4	2	2	1/13					
Green	3	3	0						
Hendricks	3	1	2						

**NOTE:** special teams and miscellaneous tackles not included above.

**MISCELLANEOUS TACKLES:** McMichael-4 (1 at Ind., 9/15; 1 at KC, 9/29; 2 vs. Buf., 10/20); Ward-3 (1 at KC, 9/29; 1 at GB, 11/4; 1 at NYJ, 11/10); Chambers-2 (1 at Buf., 12/1; 1 at Min., 12/21); R. Williams-2 (1 at GB, 11/4; 1 at NYJ, 11/10); Fiedler-1 (1 at Den., 10/13); McKnight-1 (1 vs. Chi., 12/9); Minor-1 (1 at Buf., 12/1); Nails-1 (1 at KC, 9/29); Ruddy-1 (1 at Den., 10/13); Spriggs-1 (1 at GB, 11/4); Wade-1 (1 vs. Chi., 12/9)

**MISCELLANEOUS FORCED FUMBLES:** None.

**MISCELLANEOUS FUMBLE RECOVERIES:** Fiedler-2 (1 at Ind., 9/15; 1 at Min., 12/21); Chambers-1 (1 at Buf., 12/1); Lucas-1 (1 vs. Bal., 11/17); Nails-1 (1 at NYJ, 11/10); Wade-1 (1 vs. SD, 11/24); R. Williams-1 (1 vs. NYJ, 9/22).

**DEFENSIVE TOUCHDOWNS:** Surtain-1 (1 INT return at Den., 10/13)

## SACKS:

Taylor: 18.5 Sacks – vs. Det., 9/8, 0/5-3.5 yds.; vs. NYJ, 9/22, 1-15 yds.; vs. NE, 10/6, 2-22 yds.; at Den., 10/13, 2-30 yds.; at GB, 11/4, 1-8 yds.; at NYJ, 11/10, 1-0 yds.; vs. Bal., 11/17, 1.5-9 yds.; vs. SD, 11/24, 2-16 yds.; at Buf., 12/1, 2-20 yds.; vs. Chi., 12/9, 1-7 yds.; vs. Oak., 12/15, 3-25 yds.; at Min., 12/21, 1.5-7 yds.

Ogunleye: 9.5 Sacks – vs. NYJ, 9/22, 1-3 yds.; at Den., 10/13, 1-6 yds.; vs. Bal., 11/17, 3-20 yds.; at Buf., 12/1, 1-7 yds.; vs. Chi., 12/9, 1-6 yds.; vs. Oak., 12/15, 1-10 yds.; at Min., 12/21, 1.5-10 yds.

J. Williams: 6 Sacks – vs. NYJ, 9/22, 1-8 yds.; vs. Buf., 10/20, 2-7.5 yds.; vs. Bal., 11/17, 0.5-2 yds.; vs. Oak., 12/15, 1-7 yds.; at Min., 12/21, 0.5-0.5 yd.; at NE, 12/29, 1-5 yds.

Burnett: 4 Sacks – vs. Det., 9/8, 1-2 yds.; vs. Buf., 10/20, 1.5-4 yds.; at Buf., 12/1, 1-9 yds.; at Min., 12/21, 0.5-0.5 yd.

D. Bowens: 1.5 Sacks – vs. NE, 10/6, 1-10 yds.; vs. Bal., 11/17, 0.5-2 yds.

Chester: 1.5 Sacks – vs. Det., 9/8, 1-5 yds.; vs. Bal., 11/17, 0.5-0 yds.

Freeman: 1.5 Sacks – vs. Buf., 10/20, 1-3 yds.; vs. Bal., 11/17, 0.5-0 yds.

Surtain: 1.5 Sacks – vs. Bal., 11/17, 0.5-3 yds.; vs. SD, 11/24, 1-11 yds.

Greenwood: 1 Sack – at GB, 11/4, 1-1 yd.

McGarrahan: 1 Sack – at GB, 11/4, 1-13 yds.

Haley: 0.5 Sack – vs. Det., 9/8, 0.5-3.5 yds.

Thomas: 0.5 Sack – vs. Buf., 10/20, 0.5-5.5 yds.

**INTERCEPTIONS:**

Surtain: 6 INTs – at Ind., 9/15, 1-0 yds.; vs. NE, 10/6, 1-1 yd.; at Den., 10/13, 1-40 yds., 1 TD; at GB, 11/4, 1-0 yds; vs. Bal., 11/17, 1-16 yds; vs. Oak., 12/15, 1-22 yds.  
 Marion: 5 INTs – vs. Det., 9/8, 1-28 yds.; vs. NYJ, 9/22, 1-62 yds.; vs. Chi., 12/9, 1-0 yds.; at Min., 12/21, 1-0 yds.; at NE, 12/29, 1-9 yds.  
 Madison: 3 INTs – vs. NE, 10/6, 1-0 yds.; at Den., 10/13, 1-15 yds.; at Min., 12/21, 1-0 yds.  
 Fletcher: 2 INTs – at Ind., 9/15, 1-0 yds.; vs. Chi., 12/9, 1-30 yds.  
 Rodgers: 2 INTs – at Ind., 9/15, 1-21 yds.; vs. NYJ, 9/22, 1-7 yds.  
 Haley: 1 INT – vs. Chi., 12/9, 1-0 yds.  
 Thomas: 1 INT – vs. SD, 11/24, 1-7 yds.  
 Wooden: 1 INT – vs. NYJ, 9/22, 1-0 yds.

## 2002 SPECIAL TEAMS STATISTICS

PLAYER	TOTAL TACK.	SOLO	ASST.	FUM. REC.	FUM. FOR.	BLOCKED FG	BLOCKED PATs	BLOCKED PUNTS
Hendricks	21	12	9		1			
Gamble	20	15	5	1	1			
Minor	17	9	8					
Wooden	16	10	6					
Galyon	13	7	6	1				
Bowens, D.	12	7	5					
Freeman	12	9	3	1				
McGarrahan	10	7	3		1			
Greenwood	8	6	2					
Perry, E.	7	5	2	1				
Green	6	4	2	1				
Mare	6	5	1					
Baker	5	3	2					
Clark	4	4	0					
Weaver	3	2	1					
Surtain	2	0	2					
Dyer	1	1	0					
Edwards	1	1	0					
Marion	1	1	0					
McKnight	1	0	1					
Rodgers	1	1	0					
Russell	1	1	0					
Taylor	1	0	1					

**SPECIAL TEAMS TOUCHDOWNS:** Gamble-1 (1 fumble recovery vs. Det., 9/8)

## 2002 STATISTICAL BESTS

### DOLPHINS INDIVIDUAL

YARDS RUSHING .....	228	Ricky Williams at Buffalo, 12/1
RUSHING ATTEMPTS.....	36	Ricky Williams vs. New England, 10/6
RUSHING TOUCHDOWNS.....	2	Ricky Williams (seven times)
YARDS PASSING.....(gross)	310	Jay Fiedler at Kansas City, 9/29
PASS ATTEMPTS.....	45	Jay Fiedler at Kansas City, 9/29
PASS COMPLETIONS .....	29	Jay Fiedler at Kansas City, 9/29
COMPLETION PERCENTAGE.....	72.2	Jay Fiedler at Indianapolis, 9/15 (13-18)
TOUCHDOWN PASSES.....	3	Jay Fiedler vs. Detroit, 9/8
PASSES HAD INTERCEPTED.....	4	Jay Fiedler at Kansas City, 9/29
	4	Ray Lucas vs. Buffalo, 10/20



RECEPTIONS.....	7	Ricky Williams at Kansas City, 9/29
RECEIVING YARDS.....	7	Chris Chambers vs. Oakland, 12/15
RECEIVING TOUCHDOWNS.....	138	Chris Chambers vs. Oakland, 12/15
	1	Seven different players (last: James McKnight at New England, 12/29)
TOTAL YARDS FROM SCRIMMAGE...	235	Ricky Williams at Buffalo, 12/1 (228 rushing; 7 receiving)
FIELD GOALS.....	3	Olindo Mare, 9/22
	3	Olindo Mare, 9/29
	3	Olindo Mare, 11/24
	3	Olindo Mare, 12/15
TACKLES.....	21	Zach Thomas at New England 12/29
INTERCEPTIONS.....	1	Seven different players (last: Brock Marion at New England, 12/29)
SACKS.....	3	Adewale Ogunleye vs. Baltimore, 11/17
	3	Jason Taylor vs. Oakland, 12/15
LONGEST RUN FROM SCRIMMAGE..	63t	Ricky Williams vs. Chicago, 12/9
LONGEST PASS RECEPTION.....	77	James McKnight vs. San Diego, 11/24
LONGEST INTERCEPTION RETURN..	62	Brock Marion vs. NY Jets, 9/22
LONGEST FUMBLE RETURN.....	22	Zach Thomas at New England, 12/29
LONGEST PUNT RETURN.....	34	Dedric Ward at Denver, 10/13
LONGEST KICKOFF RETURN.....	66	Travis Minor at Denver, 10/13
LONGEST PUNT.....	56	Mark Royals vs. Detroit, 9/8
MOST PUNTS.....	8	Mark Royals at New England, 12/29
LONGEST FIELD GOAL.....	53	Olindo Mare vs. NY Jets, 9/22
	53	Olindo Mare at Denver, 10/13
LONGEST FIELD GOAL ATTEMPT.....	54	Olindo Mare vs. San Diego Chargers, 11/24

## OPPONENTS INDIVIDUAL

YARDS RUSHING.....	151	Travis Henry at Buffalo, 12/1
RUSHING ATTEMPTS.....	35	Travis Henry at Buffalo, 12/1
RUSHING TOUCHDOWNS.....	1	Nine Different Players (last: Antowain Smith at New England, 12/29)
YARDS PASSING.....(gross)	328	Trent Green at Kansas City, 9/29
PASS ATTEMPTS.....	46	Brian Griese at Denver, 10/13
PASS COMPLETIONS.....	27	Brian Griese at Denver, 10/13
COMPLETION PERCENTAGE.....	70.6	Trent Green at Kansas City, 9/29 (24-34)
TOUCHDOWN PASSES.....	5	Trent Green at Kansas City, 9/29
PASSES HAD INTERCEPTED.....	3	Peyton Manning at Indianapolis, 9/15
RECEPTIONS.....	11	Marvin Harrison at Indianapolis, 9/15
RECEIVING YARDS.....	144	Marvin Harrison at Indianapolis, 9/15
RECEIVING TOUCHDOWNS.....	3	Tony Gonzalez at Kansas City, 9/29
TOTAL YARDS FROM SCRIMMAGE...	220	Edgerrin James at Indianapolis, 9/15 (138 rushing; 82 receiving)
FIELD GOALS.....	5	Jason Elam at Denver, 10/13
TACKLES.....	15	Roman Phifer of New England, 10/6
INTERCEPTIONS.....	3	Greg Wesley at Kansas City, 9/29
	3	Nate Clements of Buffalo, 10/20
	3	Kabeer Gbaja-Biamila at Green Bay, 11/4
SACKS.....	38	Daunte Culpepper at Minnesota, 12/21
LONGEST RUN FROM SCRIMMAGE..	73t	Peerless Price at Buffalo, 12/1
LONGEST PASS RECEPTION.....	89t	Darren Sharper at Green Bay, 11/4
LONGEST INTERCEPTION RETURN..	17	Chidi Ahanotu at Buffalo, 12/1
LONGEST FUMBLE RETURN.....	43	Lamont Brightful of Baltimore, 11/17
LONGEST PUNT RETURN.....	56	Kevin Kasper at Denver, 10/13
LONGEST KICKOFF RETURN.....	65	Matt Turk of NY Jets, 9/22
LONGEST PUNT.....	9	Dave Zastudil of Baltimore, 11/17
MOST PUNTS.....	55	Jason Elam at Denver, 10/13
LONGEST FIELD GOAL.....	55	Jason Elam at Denver, 10/13
LONGEST FIELD GOAL ATTEMPT.....		

## DOLPHINS TEAM

	HIGHS	LOWS
TOTAL FIRST DOWNS.....	28 at Kansas City, 9/29	13 at Minnesota, 12/21
TOTAL NET YARDS.....	436 vs. Chicago, 12/9	239 at Minnesota, 12/21

## DOLPHINS TEAM

	HIGHS	LOWS
TOTAL OFFENSIVE PLAYS .....	77 at Green Bay, 11/4	39 at Minnesota, 12/21
NET YARDS RUSHING .....	270 at Buffalo, 12/1	67 at Denver, 10/13
RUSHING ATTEMPTS .....	44 vs. New England, 10/6	17 at Minnesota, 12/21
	44 vs. San Diego, 11/24	
NET YARDS PASSING .....	294 at Kansas City, 9/29	30 at Buffalo, 12/1
PASS ATTEMPTS .....	45 at Kansas City, 9/29	18 at Indianapolis, 9/15
PASS COMPLETIONS .....	29 at Kansas City, 9/29	11 at Buffalo, 12/1
		11 at New England, 12/29
TIMES SACKED .....	5 at Green Bay, 11/4	0 vs. Detroit 9/8
		0 vs. Baltimore, 11/17
PASSES HAD INTERCEPTED ..	4 at Kansas City, 9/29	0 Eight times (last: 12/29)
	4 vs. Buffalo, 10/20	
PUNTS .....	8 at New England, 12/29	2 at Kansas City, 9/29
		2 at Minnesota, 12/21
PENALTIES .....	11 at Indianapolis, 9/15	3 vs. Baltimore, 11/17
YARDS PENALIZED .....	86 at Kansas City, 9/29	30 at New York Jets, 11/10
		30 vs. Oakland, 12/15
FUMBLES .....	3 at Green Bay, 11/4	0 at New England, 12/29
	3 at New York Jets, 11/10	
	3 at Buffalo, 12/1	
	3 vs. Chicago, 12/9	
FUMBLES LOST .....	2 Five times (last: 12/9)	0 Six times (last: 12/29)
TIME OF POSSESSION .....	39:59 vs. New England, 10/6	24:06 at Minnesota, 12/21

## OPPONENTS TEAM

	HIGHS	LOWS
TOTAL FIRST DOWNS .....	29 at Indianapolis, 9/15	10 Baltimore, 11/17
TOTAL NET YARDS .....	450 at Kansas City, 9/29	144 San Diego, 11/24
TOTAL OFFENSIVE PLAYS .....	77 at New England, 12/29	45 San Diego, 11/24
NET YARDS RUSHING .....	161 at Buffalo, 12/1	37 New England, 10/6
RUSHING ATTEMPTS .....	37 at Buffalo, 12/1	12 Oakland, 12/15
NET YARDS PASSING .....	328 at Kansas City, 9/15	80 San Diego, 11/24
PASS ATTEMPTS .....	46 at Denver, 10/13	22 San Diego, 11/24
PASS COMPLETIONS .....	27 at Denver, 10/13	11 Chicago, 12/9
TIMES SACKED .....	7 Baltimore, 11/17	0 at Indianapolis, 9/15
		0 at Kansas City, 9/29
PASSES HAD INTERCEPTED ..	3 at Indianapolis, 9/15	0 at Kansas City, 9/29
	3 New York Jets, 9/22	0 Buffalo, 10/20
	3 Chicago, 12/9	0 at New York Jets, 11/10
		0 at Buffalo, 12/1
PUNTS .....	9 Baltimore, 11/17	1 at Minnesota, 12/21
PENALTIES .....	10 at Kansas City, 9/29	4 Buffalo, 10/20
		4 at New England, 12/29
YARDS PENALIZED .....	71 at Kansas City, 9/29	20 at New England, 12/29
	71 at Green Bay, 11/4	
FUMBLES .....	4 Oakland 12/15	0 Five times (last: 12/10)
FUMBLES LOST .....	1 Eight times (last: 12/29)	0 Six times (last: 12/10)
TIME OF POSSESSION .....	35:54 at Minnesota, 12/21	20:01 New England, 10/6

## IN 2002 MIAMI WAS:

8-4	when leading after the 1st quarter	2-6	in road games
8-2	when leading after the 2nd quarter	1-1	when playing in domes
8-2	when leading after the 3rd quarter	8-6	when playing outdoors
1-2	when behind after the 1st quarter	1-2	when playing on artificial turf
1-5	when behind after the 2nd quarter	8-5	when playing on natural grass
1-4	when behind after the 3rd quarter	3-3	after winning the coin toss
8-5	when Miami scores first	6-4	after losing the coin toss
1-2	when opponent scores first	9-3	when scoring 21 points or more
0-0	when tied at halftime	7-2	when yielding 20 points or less
7-1	in home games	0-1	in overtime contests



## DRIVE ENGINEERING

	DRIVES	TD	FG	MFG	PUNT	BLK PUNT	FBL	INT	DWNS	SAF	HLF	END OF GAME	PTS
Dolphins	191	42	24	7	69	0	15	15	6	0	5	8	364
Opponents	189	29	28	2	80	0	6	21	9	0	8	6	287

## INSIDE THE TWENTY-YARD LINE

	NO	TD	FG	MFG	INT	FMBL	DWN	GAME	HLF	PTS	TD%
Dolphins	56	36	15	2	1	2	0	0	0	295	64.3
Opponents	44	18	17	0	2	1	3	3	0	177	40.9

## GOAL-TO-GO SITUATIONS

	NO	TD	FG	MFG	INT	FMBL	DWN	GAME	HLF	PTS
Dolphins	35	27	7	0	0	1	0	0	0	208
Opponents	22	13	6	0	1	1	1	0	0	110

## GIVEAWAYS - TAKEAWAYS

**TAKEAWAYS:** 30, resulting in 11 TDs, 7 FGs, 0 MFGs, 4 PUNTS, 2 INTS, 1 FUMBLE, 2 HALFS, 2 GAMES, 1 DOWNS = 97 POINTS

**GIVEAWAYS:** 30, resulting in 11 TDs, 7 FGs, 0 MFGs, 7 PUNTS, 2 INTS, 0 FUMBLES, 1 HALF, 1 GAME, 1 DOWNS = 97 POINTS

GAME	TAKEAWAYS			GIVEAWAYS			DIFF	W/L
	FMBL	INT	TOT	FMBL	INT	TOT		
9/8 DETROIT	1	1	(2)	0	0	(0)	+2	W
9/15 at Indianapolis	3	0	(3)	1	0	(1)	+2	W
9/22 NEW YORK JETS	3	1	(4)	0	0	(0)	+4	W
9/29 at Kansas City	0	0	(0)	4	1	(5)	-5	L
10/6 NEW ENGLAND	2	1	(3)	0	1	(1)	+2	W
10/13 at Denver	2	1	(3)	1	1	(2)	+1	W
10/20 BUFFALO	0	0	(0)	4	2	(6)	-6	L
11/4 at Green Bay	1	0	(1)	2	2	(4)	-3	L
11/10 at New York Jets	0	0	(0)	0	2	(2)	-2	L
11/17 BALTIMORE	1	0	(1)	0	0	(0)	+1	W
11/24 SAN DIEGO	1	1	(2)	0	0	(0)	+2	W
12/1 at Buffalo	0	0	(0)	1	2	(3)	-3	L
12/9 CHICAGO	3	1	(4)	1	2	(3)	+1	W
12/15 OAKLAND	1	1	(2)	0	1	(1)	+1	W
12/21 at Minnesota	2	1	(3)	1	1	(2)	+1	L
12/29 at New England	1	1	(2)	0	0	(0)	+2	L
<b>TOTALS</b>	<b>21</b>	<b>9</b>	<b>(30)</b>	<b>15</b>	<b>15</b>	<b>(30)</b>	<b>0</b>	<b>9-7</b>

## BLOCKS

	FGs	PATs	PUNTS	TOTAL
By Dolphins	0	0	0	0
By Opponents	0	1	0	1

## THIRD DOWN EFFICIENCY

3rd DOWN AND											
	1	2	3	4	5	6	7	8	9	10+	TOTAL
Miami	19-28	7-18	9-18	11-20	7-18	5-14	8-17	4-11	2-7	4-48	76-199
Opp.	15-23	11-15	5-15	6-14	5-18	5-14	7-17	2-14	3-13	9-58	68-201

## DOLPHINS LONG PLAYS

### PASSING (25-yards and more)

77	R. Lucas to J. McKnight vs. San Diego (11/24)
59	J. Fiedler to C. Chambers at Minnesota (12/21)
52	J. Fiedler to R. Williams at Indianapolis (9/15)
45	R. Lucas to R. McMichael vs. Baltimore (11/17)
40	J. Fiedler to C. Chambers vs. Oakland (12/15)
39	R. Lucas to J. McKnight vs. Baltimore (11/17)
38	J. Fiedler to C. Chambers at Kansas City (9/29)
36	J. Fiedler to R. McMichael vs. NY Jets (9/22)
35	J. Fiedler to J. McKnight vs. New England (10/6)
34	J. Fiedler to J. McKnight vs. Chicago (12/9)
34	J. Fiedler to J. McKnight vs. Chicago (12/9)
32t	J. Fiedler to J. McKnight at New England (12/29)
29	J. Fiedler to R. Williams at Kansas City (9/29)
29	J. Fiedler to O. Gadsden at Denver (10/13)
29	J. Fiedler to C. Chambers vs. Oakland (12/15)
29	J. Fiedler to C. Chambers vs. Oakland (12/15)
27	R. Lucas to J. McKnight at NY Jets (11/10)
26	J. Fiedler to C. Chambers at Indianapolis (9/15)
26	J. Fiedler to R. McMichael at Denver (10/13)
26	R. Lucas to D. Clark vs. Buffalo (10/20)
26	R. Lucas to R. McMichael vs. Buffalo (10/20)
26	R. Lucas to J. McKnight vs. Buffalo (10/20)
26	J. Fiedler to C. Chambers vs. Chicago (12/9)
26	J. Fiedler to R. McMichael vs. Chicago (12/9)
25	R. Lucas to J. McKnight at New York (11/10)
25	R. Lucas to J. Weaver vs. Baltimore (11/17)

### RUSHING (15-yards and more)

63t	R. Williams vs. Chicago (12/9)
55t	R. Williams at Buffalo (12/1)
53t	R. Williams vs. NY Jets (9/22)
45t	R. Williams at Buffalo (12/1)
45	C. Chambers at New England (12/29)
37	R. Williams vs. Detroit (9/8)
30	R. Williams at Kansas City (9/29)
30	R. Williams at New England (12/29)
23	T. Minor at Buffalo (12/1)
19	R. Williams at Indianapolis (9/15)
19	J. McKnight at Kansas City (9/29)
19	R. Edwards at Green Bay (11/4)
19	R. Williams vs. San Diego (11/24)
19	R. Williams at New England (12/29)
18	R. Williams vs. Chicago (12/9)
18	T. Minor vs. Detroit (9/8)
18	R. Williams vs. Baltimore (11/17)
17	R. Lucas vs. Buffalo (10/20)
17	R. Williams at NY Jets (11/10)
17	R. Williams at Buffalo (12/1)
17	R. Williams at Minnesota (12/21)
16	R. Williams vs. NY Jets (9/22)
16	J. McKnight at Denver (10/13)
16	R. Williams vs. San Diego (11/24)
16	R. Williams at Buffalo (12/1)
16	R. Williams vs. Oakland (12/15)
16	R. Williams at New England (12/29)
15	R. Williams vs. San Diego (11/24)
15t	R. Williams vs. Chicago (12/9)
15	R. Williams at Minnesota (12/21)

## OPPONENTS LONG PLAYS

### PASSING (25-yards and more)

73t	D. Bledsoe to P. Price at Buffalo (12/1)
70t	D. Bledsoe to E. Moulds of Buffalo (10/20)
60	D. Culpepper to R. Moss at Minnesota (12/21)
57t	D. Bledsoe to E. Moulds at Buffalo (12/1)
52	B. Griese to M. Anderson at Denver (10/13)
49	M. McMahon to M. Ricks of Detroit (9/8)
47	D. Bledsoe to E. Moulds at Buffalo (12/1)
46	T. Green to E. Kennison at Kansas City (9/29)
42t	T. Green to T. Gonzalez at Kansas City (9/29)
42	C. Pennington to L. Coles at NY Jets (11/10)
34t	T. Brady to D. Patten of New England (10/6)
33	P. Manning to M. Harrison at Indianapolis (9/15)
32	T. Green to T. Gonzalez at Kansas City (9/29)
30	T. Green to T. Gonzalez at Kansas City (9/29)
30	B. Griese to A. Lelie at Denver (10/13)
30	B. Favre to D. Driver at Green Bay (11/4)
28t	J. Blake to T. Taylor of Baltimore (11/17)
27	B. Favre to D. Driver at Green Bay (11/4)
26	P. Manning to T. Walters at Indianapolis (9/15)
26	J. Blake to J. Lewis of Baltimore (11/17)
26	C. Chandler to M. Booker of Chicago (12/9)
25t	T. Brady to D. Patten of New England (10/6)
25	R. Gannon to D. Jolley of Oakland (12/15)
25	R. Gannon to D. Jolley of Oakland (12/15)

### RUSHING (15-yards and more)

38	D. Culpepper at Minnesota (12/21)
34	T. Henry of Buffalo (10/20)
28	T. Fisher at Green Bay (11/4)
25t	P. Holmes at Kansas City (9/29)
25	T. Henry of Buffalo (10/20)
24	T. Green at Kansas City (9/29)
21	T. Henry of Buffalo (10/20)
18	C. Martin at N.Y. Jets (11/10)
17	H. Burris of Chicago (12/9)
16	T. Green at Kansas City (9/29)
16	H. Burris of Chicago (12/9)
15	C. Portis at Denver (10/13)
15	K. Faulk at New England (12/29)



## DOLPHINS BIG GAMES

### 100-YARD RUSHERS

228 R. Williams at Buf., 12/1  
216 R. Williams vs. Chi., 12/9  
185 R. Williams at NE, 12/29  
151 R. Williams vs. NYJ, 9/22  
143 R. Williams vs. SD, 11/24  
132 R. Williams at Ind., 9/15  
111 R. Williams vs. Det., 9/8  
105 R. Williams vs. NE, 10/6  
102 R. Williams vs. Bal., 11/17  
101 R. Williams vs. Oak., 12/15

### 100-YARD RECEIVERS

138 C. Chambers vs. Oak., 12/15  
111 J. McKnight vs. SD, 11/24  
102 C. Chambers at KC, 9/29

### 300-YARD PASSERS

310 J. Fiedler at KC, 9/29

## OPPONENTS BIG GAMES

### 100-YARD RUSHERS

151 T. Henry at Buf., 12/1  
138 E. James at Ind., 9/15  
132 T. Henry of Buf., 10/20

### 100-YARD RECEIVERS

144 M. Harrison at Ind., 9/15  
140 T. Gonzalez at K.C., 9/29  
130 E. Moulds at Buf., 12/1  
110 R. Moss at Min., 12/21  
102 D. Patten of NE, 10/6

### 300-YARD PASSERS

335 B. Griese at Den., 10/13  
328 T. Green at KC, 9/29  
306 D. Bledsoe at Buf., 12/1

## COLDEST GAMES

DATE	TEAM	W/L	SCORE	TEMPERATURE- CONDITIONS
12/11/77	at New England	L	10-14	14°, clear
12/12/82	at New England	L	0-3	22°, snowy
12/8/85	at Green Bay	W	34-24	23°, cloudy
12/18/88	at Pittsburgh	L	24-40	23°, overcast, light snow
12/3/89	at Kansas City	L	21-26	23°, clear
12/27/92	at New England (OT)	W	16-13	23°, clear
12/20/79	**at Pittsburgh	L	14-34	24°, hazy and clearing
12/1/02	at Buffalo	L	21-38	25°, snowy
12/17/95	at Buffalo	L	20-23	26°, some sun
11/24/91	at Chicago (OT)	W	16-13	27°, cloudy, flurries
11/5/67	at Buffalo	L	13-35	28°, snow

\*\*Playoff Game

**NOTE:** Coldest game in Miami was 12/24/89 vs. Kansas City (27-24 win by Chiefs): 40° and clear.

## WARMEST GAMES

DATE	TEAM	W/L	SCORE	TEMPERATURE- CONDITIONS
9/8/96	at Arizona	W	38-10	101°, night and dry
10/9/88	at L.A. Raiders	W	24-14	96°, clear and dry
9/3/95	N.Y. JETS	W	52-14	94°, mostly sunny
10/9/66	at Oakland	L	10-21	93°, sunny
8/19/83	*at Washington	W	38-7	93°, fair and muggy
9/1/96	NEW ENGLAND	W	24-10	93°, mostly sunny
9/17/72	at Kansas City	W	20-10	91°, sunny
9/24/89	N.Y. JETS	L	33-40	91°, partly sunny
9/18/95	PITTSBURGH	W	23-10	91°, partly cloudy
9/28/80	NEW ORLEANS	W	21-16	90°, partly cloudy
9/4/83	at Buffalo	W	12-0	90°, sunny
9/14/86	INDIANAPOLIS	W	30-10	90°, sunny

\*Preseason Game

# 2002 TEAM RANKINGS

## AMERICAN FOOTBALL CONFERENCE

	TOTAL	OFFENSE RUSH	PASS	TOTAL	DEFENSE RUSH	PASS
Baltimore .....	15	8	14	12	7	14
Buffalo .....	6	13	3	7	15	2
Cincinnati .....	10	10	8	9	10	6
Cleveland .....	13	12	10	11	13	8
Denver .....	2	3	5	2	4	9
Houston .....	16	16	16	8	14	4
Indianapolis .....	5	14	2	4	9	1
Jacksonville .....	14	6	15	10	12	7
Kansas City .....	3	2	6	16	11	15
<b>MIAMI</b> .....	<b>7</b>	<b>1</b>	<b>13</b>	<b>1</b>	<b>5</b>	<b>3</b>
New England .....	11	15	7	13	16	5
N.Y. Jets .....	12	11	9	14	8	11
Oakland .....	*1	9	*1	6	3	12
Pittsburgh .....	4	5	4	3	*1	10
San Diego .....	8	4	12	15	6	16
Tennessee .....	9	7	11	5	2	13

## NATIONAL FOOTBALL CONFERENCE

	TOTAL	OFFENSE RUSH	PASS	TOTAL	DEFENSE RUSH	PASS
Arizona .....	12	8	14	15	15	14
Atlanta .....	8	2	11	10	13	8
Carolina .....	16	12	15	2	3	3
Chicago .....	14	16	12	11	14	12
Dallas .....	15	10	16	9	8	10
Detroit .....	13	14	13	16	10	16
Green Bay .....	6	5	5	6	12	2
Minnesota .....	1	*1	4	12	5	15
New Orleans .....	9	9	8	13	11	13
N.Y. Giants .....	2	7	3	5	9	6
Philadelphia .....	5	4	9	3	4	5
St. Louis .....	7	15	1	7	7	7
San Francisco .....	4	3	6	8	2	11
Seattle .....	3	11	2	14	16	9
Tampa Bay .....	11	13	7	*1	1	*1
Washington .....	10	6	10	4	6	4

## NATIONAL FOOTBALL LEAGUE

	TOTAL	OFFENSE RUSH	PASS	TOTAL	DEFENSE RUSH	PASS
Arizona .....	27	15	29	29	30	28
Atlanta .....	14	4	23	19	23	16
Baltimore .....	26	16	27	22	13	26
Buffalo .....	11	24	5	15	29	6
Carolina .....	31	25	30	2	8	4
Chicago .....	29	32	24	25	26	24
Cincinnati .....	18	21	13	17	22	13
Cleveland .....	23	23	18	21	27	15
Dallas .....	30	19	31	18	15	19
Denver .....	3	5	8	6	4	17
Detroit .....	28	29	25	31	17	30
Green Bay .....	12	12	10	12	21	3
Houston .....	32	31	32	16	28	10
Indianapolis .....	9	26	4	8	20	2
Jacksonville .....	25	10	28	20	25	14
Kansas City .....	4	3	11	32	24	31
<b>MIAMI</b> .....	<b>15</b>	<b>2</b>	<b>26</b>	<b>3</b>	<b>5T</b>	<b>8</b>
Minnesota .....	2	*1	9	26	10	29
New England .....	21	28	12	23	31	11
New Orleans .....	19	17	16	27	19	27
N.Y. Giants .....	6	14	6	9	16	9
N.Y. Jets .....	22	22	17	24	18	21
Oakland .....	*1	18	*1	11	3	23
Philadelphia .....	10	7	19	4	9	7
Pittsburgh .....	5	9	7	7	*1	20
St. Louis .....	13	30	2	13	14	12
San Diego .....	16	8	22	30	11	32
San Francisco .....	8	6	14	14	7	22
Seattle .....	7	20	3	28	32	18
Tampa Bay .....	24	27	15	*1	5T	*1
Tennessee .....	17	11	20	10	2	25
Washington .....	20	13	21	5	12	5

(\* = NFL leader)

T = Tied for position)



# GAME-BY-GAME OFFENSE

## 2002 MIAMI DOLPHINS OFFENSIVE STATISTICS

	1st DOWNS			3rd DOWNS		TOTAL OFFENSE		RUSHING			PASSING						PEN.		SCORING						TIME OF POSSESSION		FUM.-NO./LOST				
	TOTAL	RUSH	PASS	PENALTY	ATT.	CONV.	NET YARDS	PLAYS	AVG.	YARDS	ATT.	AVG.	NET YARDS	SACKS	YDS. LOST	GROSS YDS.	ATT.	COMP.	INT.	NO.	LOST	POINTS	TD RUSH	TD PASS					TD RETURN	PAT/ATT.	FG/ATT.
9/8	DETROIT	49-21	27	11	15	1	12	6	389	68	5.7	182	41	4.4	207	0	0	207	27	18	0	4	54	49	3	3	1	7/7	0-0	34:24	2-0
9/15	at Indianapolis	21-13	17	9	8	0	10	5	342	53	6.5	163	34	4.8	179	1	8	187	18	13	1	11	68	21	1	2	0	3/3	0/1	28:47	2-0
9/22	N.Y. JETS	30-3	21	9	11	1	14	6	394	66	6.0	211	35	6.0	183	1	2	185	30	16	0	7	55	30	2	1	0	3/3	3/4	32:52	1-0
9/29	at Kansas City	30-48	28	9	15	4	8	1	399	66	6.0	105	19	5.5	294	2	16	310	45	29	4	9	86	30	2	1	0	3/3	3/3	26:25	1-1
10/6	NEW ENGLAND	26-13	21	7	12	2	17	9	319	72	4.4	137	44	3.1	182	1	8	190	27	17	0	5	35	26	1	2	0	2/3	2/3	39:59	2-1
10/13	at Denver	24-22	16	4	11	1	11	5	259	53	4.9	58	23	2.5	201	1	9	210	29	19	1	8	42	24	2	0	1	3/3	1/2	25:55	1-1
10/20	BUFFALO	10-23	17	8	9	0	15	6	287	68	4.2	132	34	3.9	155	1	10	165	33	13	4	6	56	10	0	1	0	1/1	1/1	31:14	2-2
11/4	at Green Bay	10-24	25	13	10	2	13	3	306	77	4.0	143	30	4.8	163	5	35	198	27	17	1	6	55	10	1	0	0	1/1	1/1	31:11	3-2
11/10	at N.Y. Jets	10-13	15	3	11	1	11	3	279	54	5.2	69	23	3.0	210	3	17	227	28	19	0	6	30	10	0	1	0	1/1	1/1	27:34	3-2
11/17	BALTIMORE	26-7	17	8	7	2	16	6	337	65	5.2	116	39	3.0	221	0	0	221	26	18	0	3	34	26	3	0	0	2/2	2/2	34:07	1-0
11/24	SAN DIEGO	30-3	24	15	7	2	13	5	413	68	6.1	222	44	5.0	191	1	3	194	23	14	0	7	70	30	2	1	0	3/3	3/4	35:54	1-0
12/1	at Buffalo	21-38	14	9	4	1	11	4	300	56	5.4	270	34	7.9	30	2	25	55	20	11	1	5	38	21	2	1	0	3/3	0/0	27:19	3-2
12/9	CHICAGO	27-9	22	11	10	1	16	7	436	73	6.0	248	43	5.8	188	1	8	196	29	15	1	8	58	27	2	1	0	3/3	2/2	35:42	3-2
12/15	OAKLAND	23-17	21	7	12	2	14	6	334	68	6.1	121	33	3.7	213	3	24	237	32	21	0	4	30	23	1	1	0	2/2	3/4	36:53	1-1
12/21	at Minnesota	17-20	13	3	8	2	5	1	239	39	4.9	69	17	4.1	170	1	7	177	21	15	1	8	65	17	0	2	0	2/2	1/1	24:06	2-1
12/29	at New England	24-27*	20	13	5	2	13	3	359	64	5.6	256	37	6.9	103	2	7	110	25	11	0	6	83	24	2	0	3/3	1/2	31:11	0-0	

\* - overtime

# GAME-BY-GAME DEFENSE

## 2002 MIAMI DOLPHINS DEFENSIVE STATISTICS

	1st DOWNS				3rd DOWNS				TOTAL OFFENSE				RUSHING				PASSING								PEN.			SCORING						TIME OF POSSESSION		FUM.-NO./LOST	
	TOTAL				OFFENSE				RUSHING				PASSING				PEN.			SCORING						TIME OF POSSESSION		FUM.-NO./LOST									
	SCORE	TOTAL	RUSH	PASS	PENALTY	ATT.	CONV.	NET YARDS	PLAYS	AVG.	YARDS	ATT.	AVG.	NET YARDS	SACKS	YDS. LOST	GROSS YDS.	ATT.	COMP.	INT.	NO.	LOST	POINTS	TD RUSH	TD PASS	TD RETURN	PAT/ATT.	FG/ATT.									
9/8	DETROIT	49-21	15	4	10	1	14	7	257	58	4.4	51	19	2.7	206	3	14	220	36	17	1	6	68	21	2	1	0	3/3	0/0	25:36	2-1						
9/15	at Indianapolis	21-13	29	13	12	4	11	4	432	76	5.7	143	31	4.6	289	0	0	289	45	26	3	5	35	13	0	1	0	1/1	2/2	31:13	0-0						
9/22	N.Y. JETS	30-3	13	3	7	3	12	3	189	53	3.6	58	22	2.6	131	3	26	157	28	16	3	7	55	3	0	0	0/0	1/1	27:08	1-1							
9/29	at Kansas City	30-48	25	4	18	3	13	5	450	67	6.7	122	33	3.7	328	0	0	328	34	24	0	10	71	48	1	5	0	6/6	2/2	33:35	1-0						
10/6	NEW ENGLAND	26-13	16	2	12	2	10	3	245	51	4.8	37	17	2.2	208	3	32	240	31	17	2	6	49	13	0	2	0	1/1	0/0	20:01	2-1						
10/13	at Denver	24-22	27	6	16	5	16	6	410	75	5.5	111	26	4.3	299	3	36	335	46	27	2	9	70	22	0	1	0	1/1	5/5	34:05	2-1						
10/20	BUFFALO	10-23	15	6	6	3	13	3	294	63	4.7	132	27	4.9	162	5	20	182	31	15	0	4	40	23	0	1	2/2	3/3	28:46	0-0							
11/4	at Green Bay	10-24	16	4	10	2	11	4	270	53	5.1	104	23	4.5	166	3	22	188	27	17	1	9	71	24	1	1	3/3	1/1	28:49	0-0							
11/10	at N.Y. Jets	10-13	19	6	9	4	11	2	264	59	4.5	97	31	3.0	167	1	0	167	27	17	0	5	36	13	1	0	0	1/1	2/2	32:26	0-0						
11/17	BALTIMORE	26-7	10	3	6	1	13	2	157	57	2.8	66	22	3.0	91	7	36	127	28	14	1	7	50	7	0	1	0	1/1	0/0	25:53	3-0						
11/24	SAN DIEGO	30-3	12	4	5	3	9	2	144	45	3.2	64	20	3.2	80	3	27	107	21	15	1	6	41	3	0	0	0	0/0	1/2	24:06	2-1						
12/1	at Buffalo	21-38	21	8	10	3	15	8	431	68	6.3	161	37	4.4	270	4	36	306	27	15	0	7	56	38	2	3	0	5/5	1/2	32:41	0-0						
12/9	CHICAGO	27-9	12	6	5	1	12	2	195	58	3.4	107	24	4.5	88	2	13	101	32	11	3	5	55	9	0	1	0	0/0	1/1	24:18	2-1						
12/15	OAKLAND	23-17	14	3	11	0	10	2	118	48	4.5	56	12	4.7	162	5	42	204	31	17	1	9	55	17	0	1	0	0	3/3	23:07	4-1						
12/21	at Minnesota	17-20	21	7	14	0	14	8	368	66	5.6	129	32	4.0	239	4	18	257	30	21	2	7	54	20	1	1	0	2/2	2/2	35:54	3-1						
12/29	at New England	24-27*	20	7	11	2	17	7	332	77	4.3	116	31	3.7	216	1	5	221	45	25	1	4	20	27	1	0	1/1	4/4	30:52	1-1							

\* - overtime



# GAME-BY-GAME RUSHING

## 2002 MIAMI DOLPHINS' INDIVIDUAL RUSHING STATISTICS (ATTEMPTS-YARDS GAINED-LONGEST-TOUCHDOWNS)

DATE	OPPONENT	SCORE	R. WILLIAMS	MINOR	LUCAS	EDWARDS	FIEDLER	CHAMBERS	McKNIGHT	KONRAD
9/8	DETROIT	49-21	20-111-37-2	11-45-18-0	2-m2-m1-0	4-20-10-1	3-9-4-0	0-0-0-0	0-0-0-0	1-m1-m1-0
9/15	at Indianapolis	21-13	24-132-19-0	3-1-3-0	Did Not Play	0-0-0-0	7-30-11-1	0-0-0-0	Inactive	0-0-0-0
9/22	N.Y. JETS	30-3	24-151-53t-1	4-21-9-1	Did Not Play	2-16-13-0	2-5-4-0	1-6-6-0	2-12-9-0	0-0-0-0
9/29	at Kansas City	30-48	14-66-30-1	0-0-0-0	Did Not Play	1-5-5-0	3-15-12-1	0-0-0-0	1-19-19-0	0-0-0-0
10/6	NEW ENGLAND	26-13	36-105-12-0	0-0-0-0	Did Not Play	4-13-9-0	3-18-11-1	0-0-0-0	0-0-0-0	1-1-1-0
10/13	at Denver	24-22	20-49-10t-2	0-0-0-0	Did Not Play	1-2-2-0	1-m9-m-9-0	0-0-0-0	1-16-16-0	0-0-0-0
10/20	BUFFALO	10-23	25-97-14-0	2-8-5-0	5-18-17-0	2-9-7-0	Inactive	Inactive	0-0-0-0	0-0-0-0
11/4	at Green Bay	10-24	14-47-13-0	1-4-4-0	9-49-10-1	3-34-19-0	Inactive	0-0-0-0	1-m1-m-1-0	1-2-2-0
11/10	at N.Y. Jets	10-13	20-53-17-0	0-0-0-0	2-10-10-0	1-6-6-0	Inactive	0-0-0-0	0-0-0-0	0-0-0-0
11/17	BALTIMORE	26-7	26-102-18-2	0-0-0-0	11-12-3-1	0-0-0-0	Inactive	1-0-0-0	1-2-2-0	0-0-0-0
11/24	SAN DIEGO	30-3	29-143-19-2	8-33-11-0	4-31-13-0	2-2-1-0	Inactive	1-13-13-0	0-0-0-0	0-0-0-0
12/1	at Buffalo	21-38	27-228-55t-2	4-34-23-0	3-8-6-0	0-0-0-0	0-0-0-0	0-0-0-0	0-0-0-0	0-0-0-0
12/9	CHICAGO	27-9	31-216-63t-2	8-21-8-0	Did Not Play	Inactive	1-10-10-0	0-0-0-0	1-10-10-0	0-0-0-0
12/15	OAKLAND	23-17	27-101-16-0	2-10-6-1	Did Not Play	Inactive	4-10-6-0	0-0-0-0	0-0-0-0	0-0-0-0
12/21	at Minnesota	17-20	15-67-17-0	0-0-0-0	Did Not Play	Inactive	2-2-3-0	0-0-0-0	0-0-0-0	0-0-0-0
12/29	at New England	24-27*	31-185-30-2	1-3-3-0	Did Not Play	Inactive	2-9-7-0	3-59-45-0	0-0-0-0	0-0-0-0

OTHERS: McMICHAEL: 1-8-8-0 at Green Bay (11/4). ROSENFELS: 2-m9-m2-0 vs. Chicago (12/9).

\* - overtime

# GAME-BY-GAME RECEIVING

## 2002 MIAMI DOLPHINS' INDIVIDUAL RECEIVING STATISTICS

(NUMBER-YARDS GAINED-LONGEST-TOUCHDOWNS)

DATE	OPPONENT	SCORE	CHAMBERS	R. WILLIAMS	McMICHAEL	KONRAD	McKNIGHT	WARD	EDWARDS	GADSDEN
9/8	DETROIT	49-21	3-36-20-1	0-0-0-0	4-73-24-1	4-35-19-0	0-0-0-0	1-7-7-0	4-38-14-1	2-18-10-0
9/15	at Indianapolis	21-13	4-57-26-0	2-62-52-1	2-34-24-0	1-9-9-1	Inactive	1-6-6-0	1-5-5-0	2-14-11-0
9/22	N.Y. JETS	30-3	4-33-17-0	2-23-13-0	5-79-36-1	1-6-6-0	0-0-0-0	2-17-12-0	1-4-4-0	1-23-23-0
9/29	at Kansas City	30-48	6-102-38-0	7-60-29-0	2-18-13-0	4-28-9-1	1-10-10-0	2-8-4-0	3-15-10-0	4-69-21-0
10/6	NEW ENGLAND	26-13	6-62-17-1	1-2-2-0	3-26-18-1	2-14-13-0	1-35-35-0	1-14-14-0	1-10-10-0	2-27-17-0
10/13	at Denver	24-22	0-0-0-0	4-30-16-0	5-62-26-0	2-13-7-0	0-0-0-0	2-30-22-0	1-m2-m2-0	5-77-29-0
10/20	BUFFALO	10-23	Inactive	1-22-22-0	3-35-26-1	2-13-8-0	3-42-26-0	1-15-15-0	2-12-6-0	Inactive
11/4	at Green Bay	10-24	5-55-13-0	4-23-10-0	2-12-6-0	3-21-8-0	1-14-14-0	2-13-10-0	1-13-13-0	Inj. Res.
11/10	at N.Y. Jets	10-13	3-48-21-0	5-36-10-0	2-18-9-0	2-12-8-1	2-52-27-0	1-11-11-0	3-26-10-0	Inj. Res.
11/17	BALTIMORE	26-7	4-50-18-0	5-28-8-0	2-50-45-0	2-9-6-0	4-59-39-0	0-0-0-0	0-0-0-0	Inj. Res.
11/24	SAN DIEGO	30-3	4-34-11-0	2-8-12-0	0-0-0-0	3-19-9-0	3-111-77-1	0-0-0-0	1-5-5-0	Inj. Res.
12/1	at Buffalo	21-38	2-17-14-0	4-7-7-0	2-2-2-0	0-0-0-0	0-0-0-0	1-11-11-0	0-0-0-0	Inj. Res.
12/9	CHICAGO	27-9	2-34-26-0	0-0-0-0	1-26-26-0	5-27-11-0	4-90-34-0	1-6-6-0	Inactive	Inj. Res.
12/15	OAKLAND	23-17	7-138-40-0	5-39-14-0	2-12-9-0	0-0-0-0	4-36-10-0	0-0-0-0	Inactive	Inj. Res.
12/21	at Minnesota	17-20	2-68-59t-1	3-16-9-0	1-13-13-0	2-15-13-0	5-47-14-0	0-0-0-0	Inactive	Inj. Res.
12/29	at New England	24-27*	0-0-0-0	2-7-8-0	3-25-14-0	1-12-12-0	1-32-32t-1	4-34-16-0	Inactive	Inj. Res.

**OTHERS:** CARTER: 3-31-11-0 at Green Bay (11/4); 1-8-8-0 vs. Chicago (12/9); 3-12-6-1 vs. Oakland (12/15); 1-15-15-0 at Minnesota (12/21). **WEAVER:** 1-24-24-0 at N.Y. Jets (11/10); 1-25-25-0 vs. Baltimore (11/17); 2-18-17-1 at Buffalo (12/1); 1-5-5t-1 vs. Chicago (12/9); 1-3-3t-1 at Minnesota (12/21). **CLARK:** 1-26-26-0 vs. Buffalo (10/20); 1-16-16-0 at Green Bay (11/4). **BAKER:** 1-17-17-0 vs. San Diego (11/24).

\* - overtime



# GAME-BY-GAME PASSING

## JAY FIEDLER

DATE	OPPONENT	ATT	COM	YDS	PCT	TD	INT	LG	SKD	YDS	RATE
9/8	DETROIT	27	18	207	66.7	3	0	24	0	0	126.6
9/15	at Indianapolis	18	13	187	72.2	2	1	52	1	8	119.4
9/22	N.Y. JETS	30	16	185	53.3	1	0	36	1	2	83.3
9/29	at Kansas City	45	29	310	64.4	1	4	38	2	16	54.9
10/6	NEW ENGLAND	27	17	190	63.0	2	0	35	1	8	108.6
10/13	at Denver	29	19	210	65.5	0	1	29	1	9	72.5
10/20	BUFFALO										
11/4	at Green Bay										
11/10	at N.Y. Jets										
11/17	BALTIMORE										
11/24	SAN DIEGO										
12/1	at Buffalo	9	5	15	55.6	0	1	11	0	0	21.3
12/9	CHICAGO	29	15	196	51.7	1	1	34	1	8	70.5
12/15	OAKLAND	32	21	237	65.6	1	0	40	3	24	98.0
12/21	at Minnesota	21	15	177	71.4	2	1	59t	1	7	108.6
12/29	at New England	25	11	110	44.0	1	0	32t	2	7	70.4

## RAY LUCAS

DATE	OPPONENT	ATT	COM	YDS	PCT	TD	INT	LG	SKD	YDS	RATE
9/8	DETROIT	0	0	0	0.0	0	0	0	0	0	
9/15	at Indianapolis										
9/22	N.Y. JETS										
9/29	at Kansas City										
10/6	NEW ENGLAND										
10/13	at Denver										
10/20	BUFFALO	33	13	165	39.4	1	4	26	1	10	26.3
11/4	at Green Bay	39	22	198	56.4	0	2	16	5	35	48.9
11/10	at N.Y. Jets	28	19	227	67.9	1	0	27	3	17	104.3
11/17	BALTIMORE	26	18	221	69.2	0	0	45	0	0	95.2
11/24	SAN DIEGO	23	14	194	60.9	1	0	77	1	3	102.4
12/1	at Buffalo	11	6	40	54.5	1	0	17	2	25	93.0
12/9	CHICAGO										
12/15	OAKLAND										
12/21	at Minnesota										
12/29	at New England										

## SAGE ROSENFELS

DATE	OPPONENT	ATT	COM	YDS	PCT	TD	INT	LG	SKD	YDS	RATE
9/8	DETROIT	0	0	0	0.0	0	0	0	0	0	
11/4	at Green Bay	3	0	0	0.0	0	0	0	0	0	39.6
11/24	SAN DIEGO	0	0	0	0.0	0	0	0	0	0	
12/1	at Buffalo	0	0	0	0.0	0	0	0	0	0	
12/9	CHICAGO	0	0	0	0.0	0	0	0	0	0	

# 2002 GAME-BY-GAME TACKLES

NAME	vs. DET	IND	NYJ	KC	NE	DEN	BUF	GB	NYJ	BAL	SD	BUF	CHI	OAK	MIN	NE
Bowens, D.	IN	IN	2	3	4	1	0	0	2	1	0	3	0	0	1	3
Bowens, T.	4	2	1	4	1	2	4	3	4	4	2	4	3	1	6	1
Burnett	1	2	0	1	3	1	5	0	3	4	2	2	1	0	2	IN
Chester	2	1	0	3	3	2	3	2	6	4	8	2	5	0	7	5
Fletcher	0	10	4	4	1	2	3	1	1	1	2	4	1	1	0	4
Freeman	8	9	8	8	6	5	4	4	7	9	3	6	2	6	6	5
Galyon	NR	0	0	0	0	0	0	0	0	0	0	0	0	0	0	0
Gamble	0	3	2	2	1	0	IN	IN	IN	0	0	0	0	0	0	0
Green	3	0	0	0	0	0	0	0	IR	IR	IR	IR	IR	IR	IR	IR
Greenwood	3	2	2	8	2	6	5	3	7	10	1	6	0	1	8	6
Haley	3	5	1	5	2	0	NR	2	3	2	0	NR	4	2	3	1
Harrison	0	IN	0	NR	NR	NR	NR	NR	NR	NR	NR	NR	NR	NR	NR	NR
Hendricks	0	1	0	0	0	1	0	0	0	0	1	0	0	0	0	0
Lowe	IN	IN	IN	IN	IN	IN	0	IN	XX	IN	IN	IN	IN	IN	IN	XX
Madison	1	2	2	3	1	5	0	2	0	0	3	4	0	2	4	2
Marion	9	7	8	7	5	9	7	8	6	5	1	9	5	2	10	11
McGarrahan	IN	0	IN	0	1	0	0	1	0	0	1	0	0	0	0	1
Miranda	NR	NR	NR	IN	IN	IN	NR	NR	NR	NR	IN	IN	IN	IN	IN	IN
Ogunleye	3	1	4	7	2	5	3	6	4	7	1	2	3	2	5	4
Rodgers	1	7	10	8	2	4	4	6	6	7	7	8	6	2	5	8
Romero	IN	IN	IN	IN	IN	IN	IN	IN	IN	IN	IN	IN	IN	IN	IN	IN
Russell	0	0	IN	IN	IN	IN	IN	IN	0	IR	IN	IR	IR	IN	IR	IN
Seaverns	NR	NR	NR	NR	NR	NR	NR	NR	IN	IN	IN	IN	IN	IN	IN	IN
Surtain	4	2	IN	IN	4	9	5	4	6	4	8	6	4	4	3	6
Taylor	4	8	4	3	6	6	3	2	4	6	3	4	2	8	7	6
Thomas	8	15	6	10	10	13	16	12	17	12	11	14	11	10	9	21
Williams, J.	1	3	1	1	1	2	5	2	0	1	1	1	1	2	1	2
Wooden	0	4	0	0	3	2	0	1	1	1	2	0	1	3	1	2

## LEGEND

XX = DID NOT PLAY

IR = INJURED RESERVE

NF = NON-FOOTBALL INJURY

NR = NOT ON ROSTER

PP = PHYSICALLY UNABLE TO PERFORM

# = PLAYOFF GAMES

IN = INACTIVE

PS = PRACTICE SQUAD



# 2002 GAME-BY-

## OFFENSE

GAME	WR	LT	LG	C	RG
<b>Detroit</b>	Gadsden	Dixon	Nails	Ruddy	T. Perry
<b>at Indianapolis</b>	Gadsden	Dixon	Nails	Ruddy	T. Perry
<b>New York Jets</b>	Gadsden	Dixon	Nails	Ruddy	T. Perry
<b>at Kansas City</b>	Gadsden	Dixon	Nails	Ruddy	T. Perry
<b>New England</b>	Gadsden	Spriggs	Nails	Ruddy	T. Perry
<b>at Denver</b>	Gadsden	Spriggs	Nails	Ruddy	T. Perry
<b>Buffalo</b>	Ward	Spriggs	Nails	Ruddy	T. Perry
<b>at Green Bay</b>	Carter	Spriggs	Nails	Ruddy	T. Perry
<b>at New York Jets</b>	McKnight	Dixon	Nails	Ruddy	T. Perry
<b>Baltimore</b>	McKnight	Dixon	Nails	Ruddy	T. Perry
<b>San Diego</b>	McKnight	Dixon	Nails	Ruddy	T. Perry
<b>at Buffalo</b>	McKnight	Dixon	Nails	Ruddy	T. Perry
<b>Chicago</b>	McKnight	Dixon	Nails	Ruddy	T. Perry
<b>Oakland</b>	McKnight	Dixon	Nails	Ruddy	T. Perry
<b>at Minnesota</b>	McKnight	Dixon	McKinney	Ruddy	T. Perry
<b>at New England</b>	McKnight	Dixon	McKinney	Ruddy	T. Perry

## DEFENSE

GAME	LE	LDT	RDT	RE	LLB
<b>Detroit</b>	Ogunleye	T. Bowens	Chester	Taylor	Rodgers
<b>at Indianapolis</b>	Ogunleye	T. Bowens	Chester	Taylor	Fletcher-DB
<b>New York Jets</b>	Ogunleye	T. Bowens	Chester	Taylor	Rodgers
<b>at Kansas City</b>	Ogunleye	T. Bowens	Chester	Taylor	Rodgers
<b>New England</b>	Ogunleye	T. Bowens	Chester	Taylor	Rodgers
<b>at Denver</b>	Ogunleye	T. Bowens	Chester	Taylor	Rodgers
<b>Buffalo</b>	Ogunleye	T. Bowens	Chester	Taylor	Rodgers
<b>at Green Bay</b>	Ogunleye	T. Bowens	Chester	Taylor	Rodgers
<b>at New York Jets</b>	Ogunleye	T. Bowens	Chester	Taylor	Rodgers
<b>Baltimore</b>	Ogunleye	T. Bowens	Chester	Taylor	Rodgers
<b>San Diego</b>	Ogunleye	T. Bowens	Chester	Taylor	Rodgers
<b>at Buffalo</b>	Ogunleye	T. Bowens	Chester	Taylor	Rodgers
<b>Chicago</b>	Ogunleye	T. Bowens	Chester	Taylor	Rodgers
<b>Oakland</b>	Ogunleye	T. Bowens	Chester	Taylor	Rodgers
<b>at Minnesota</b>	Ogunleye	T. Bowens	Chester	Taylor	Rodgers
<b>at New England</b>	Ogunleye	T. Bowens	Chester	Taylor	Rodgers

**GAMES PLAYED-STARTED-DID NOT PLAY-INACTIVE:** Andrew 0-0-0-3; Baker 10-0-0-2; D. Bowens 14-0-0-2; T. Bowens 16-16-0-0; Burnett 15-0-0-1; Carter 5-1-0-4; Chambers 15-15-0-1; Chester 16-16-0-0; Clark 11-0-0-5; Dickenson 0-0-0-6; Dixon 13-12-0-3; Dyer 14-0-0-2; Edwards 12-0-0-4; Fiedler 11-10-0-5; Fletcher 16-4-0-0; Freeman 16-16-0-0; Gadsden 6-6-0-1; Galyon 15-0-0-0; Gamble 13-0-0-3; Green 8-0-0-0; Greenwood 16-13-0-0; Haley 16-0-0-0; Harrison 2-0-0-1; Hendricks 16-0-0-0; Henry 0-0-0-4; Jerman 2-0-3-11; Johnson 4-0-0-0; Konrad 16-12-0-0; Lowe 1-0-2-13; Lucas 7-6-9-0; Madison 16-16-0-0; Mare 16-0-0-0; Marion 16-16-0-0; McGarrahan 14-0-0-2; McKinney 16-2-0-0; McKnight 15-9-0-1; McMichael 16-16-0-0; Minor 16-0-0-0; Miranda 0-0-0-9; Nails 14-14-0-0; Ogunleye 16-16-0-0; E. Perry 16-0-0-0; T. Perry 16-16-0-0; Rodgers 16-15-0-0; Romero 0-0-0-16; Rosenfels 4-0-3-9; Royals 16-0-0-0; Ruddy 16-16-0-0; Russell 3-0-0-6; Seaverns 0-0-0-8; Spriggs 16-4-0-0; Surtain 14-14-0-2; Taylor 16-16-0-0; Thomas 16-16-0-0; Wade 16-16-0-0; Ward 16-1-0-0; Weaver 16-4-0-0; J. Williams 16-0-0-0; R. Williams 16-16-0-0; Wooden 16-2-0-0

# GAME STARTERS

RT	TE	WR	QB	RB	FB
Wade	McMichael	Chambers	Fiedler	R. Williams	Konrad
Wade	McMichael	Chambers	Fiedler	R. Williams	Weaver-TE
Wade	McMichael	Chambers	Fiedler	R. Williams	Konrad
Wade	McMichael	Chambers	Fiedler	R. Williams	Konrad
Wade	McMichael	Chambers	Fiedler	R. Williams	Konrad
Wade	McMichael	Chambers	Fiedler	R. Williams	Konrad
Wade	McMichael	McKnight	Lucas	R. Williams	Konrad
Wade	McMichael	Chambers	Lucas	R. Williams	Konrad
Wade	McMichael	Chambers	Lucas	R. Williams	Weaver-TE
Wade	McMichael	Chambers	Lucas	R. Williams	Konrad
Wade	McMichael	Chambers	Lucas	R. Williams	Konrad
Wade	McMichael	Chambers	Fiedler	R. Williams	Konrad
Wade	McMichael	Chambers	Fiedler	R. Williams	Weaver-TE
Wade	McMichael	Chambers	Fiedler	R. Williams	Konrad
Wade	McMichael	Chambers	Fiedler	R. Williams	Weaver-TE

MLB	RLB	LCB	RCB	SS	FS
Thomas	Greenwood	Surtain	Madison	Freeman	Marion
Thomas	Wooden-DB	Surtain	Madison	Freeman	Marion
Thomas	Wooden-DB	Fletcher	Madison	Freeman	Marion
Thomas	Greenwood	Fletcher	Madison	Freeman	Marion
Thomas	Greenwood	Surtain	Madison	Freeman	Marion
Thomas	Greenwood	Surtain	Madison	Freeman	Marion
Thomas	Greenwood	Surtain	Madison	Freeman	Marion
Thomas	Greenwood	Surtain	Madison	Freeman	Marion
Thomas	Greenwood	Surtain	Madison	Freeman	Marion
Thomas	Greenwood	Surtain	Madison	Freeman	Marion
Thomas	Greenwood	Surtain	Madison	Freeman	Marion
Thomas	Greenwood	Surtain	Madison	Freeman	Marion
Thomas	Greenwood	Surtain	Madison	Freeman	Marion
Thomas	Fletcher-DB	Surtain	Madison	Freeman	Marion
Thomas	Greenwood	Surtain	Madison	Freeman	Marion
Thomas	Greenwood	Surtain	Madison	Freeman	Marion

**INACTIVES: DETROIT:** Andrew, D. Bowens, Clark, Jerman, Lowe, McGarrahan, Romero, Rosenfels (3rd QB); **at Indianapolis:** D. Bowens, Clark, Harrison, Jerman, Lowe, McKnight, Romero, Rosenfels (3rd QB); **NY JETS:** Clark, Jerman, Lowe, McGarrahan, Romero, Rosenfels (3rd QB), Russell, Surtain; **at Kansas City:** Clark, Jerman, Lowe, Miranda, Romero, Rosenfels (3rd QB), Russell, Surtain; **NEW ENGLAND:** Baker, Clark, Dixon, Lowe, Miranda, Romero, Rosenfels (3rd QB), Russell; **at Denver:** Baker, Dixon, Dyer, Lowe, Miranda, Romero, Rosenfels (3rd QB), Russell; **BUFFALO:** Chambers, Dickenson (3rd QB), Dixon, Fiedler, Gadsden, Gamble, Romero, Russell; **at Green Bay:** Dickenson (3rd QB), Dyer, Fiedler, Gamble, Jerman, Lowe, Romero, Russell; **at New York Jets:** Carter, Dickenson (3rd QB), Dyer, Fiedler, Gamble, Jerman, Romero, Seaverns; **BALTIMORE:** Carter, Dickenson (3rd QB), Fiedler, Jerman, Lowe, Romero, Seaverns; **SAN DIEGO:** Carter, Dickenson (3rd QB); Fiedler, Jerman, Lowe, Miranda, Romero, Seaverns; **at Buffalo:** Carter, Dickenson, Jerman, Lowe, Miranda, Romero, Seaverns; **CHICAGO:** Edwards, Henry, Jerman, Lowe, Miranda, Romero, Seaverns; **OAKLAND:** Edwards, Henry, Jerman, Lowe, Miranda, Romero, Rosenfels (3rd QB), Seaverns; **at Minnesota:** Andrew, Edwards, Henry, Lowe, Miranda, Romero, Rosenfels (3rd QB), Seaverns; **at New England:** Andrew, Burnett, Edwards, Henry, Miranda, Romero, Rosenfels (3rd QB), Seaverns



# 2002 INDIVIDUAL GAME STATUS

NAME	DET	IND	NYJ	KC	NE	DEN	BUF	GB	NYJ	BAL	SD	BUF	CHI	OAK	MIN	NE
Andrew	IN	NR	PS	PS	PS	PS	PS	PS	PS	PS	PS	PS	PS	PS	IN	IN
Baker	NR	NR	NR	NR	IN	IN	PL	PL	PL	PL	PL	PL	PL	PL	PL	PL
Bowens, D.	IN	IN	PL	PL	PL	PL	PL	PL	PL	PL	PL	PL	PL	PL	PL	PL
Bowens, T.	ST	ST	ST	ST	ST	ST	ST	ST	ST	ST	ST	ST	ST	ST	ST	ST
Burnett	PL	PL	PL	PL	PL	PL	PL	PL	PL	PL	PL	PL	PL	PL	PL	IN
Carter	NR	NR	NR	NR	NR	NR	NR	ST	IN	IN	IN	IN	PL	PL	PL	PL
Chambers	ST	ST	ST	ST	ST	ST	IN	ST	ST	ST	ST	ST	ST	ST	ST	ST
Chester	ST	ST	ST	ST	ST	ST	ST	ST	ST	ST	ST	ST	ST	ST	ST	ST
Clark	IN	IN	IN	IN	IN	IN	PL	PL	PL	PL	PL	PL	PL	PL	PL	PL
Dickenson	NR	NR	NR	NR	NR	NR	3Q	3Q	3Q	3Q	3Q	IN	PS	NR	NR	NR
Dixon	ST	ST	ST	ST	IN	IN	IN	PL	ST	ST	ST	ST	ST	ST	ST	ST
Dyer	PL	PL	PL	PL	PL	IN	PL	IN	IN	PL	PL	PL	PL	PL	PL	PL
Edwards	PL	PL	PL	PL	PL	PL	PL	PL	PL	PL	PL	PL	IN	IN	IN	IN
Fiedler	ST	ST	ST	ST	ST	ST	IN	IN	IN	IN	IN	PL	ST	ST	ST	ST
Fletcher	PL	ST	ST	ST	PL	PL	PL	PL	PL	PL	PL	PL	PL	ST	PL	PL
Freeman	ST	ST	ST	ST	ST	ST	ST	ST	ST	ST	ST	ST	ST	ST	ST	ST
Gadsden	ST	ST	ST	ST	ST	ST	IN	IR	IR	IR	IR	IR	IR	IR	IR	IR
Galyon	NR	PL	PL	PL	PL	PL	PL	PL	PL	PL	PL	PL	PL	PL	PL	PL
Gamble	PL	PL	PL	PL	PL	PL	IN	IN	IN	PL	PL	PL	PL	PL	PL	PL
Green	PL	PL	PL	PL	PL	PL	PL	PL	IR	IR	IR	IR	IR	IR	IR	IR
Greenwood	ST	PL	PL	ST	ST	ST	ST	ST	ST	ST	ST	ST	ST	PL	ST	ST
Haley	PL	PL	PL	PL	PL	PL	PL	PL	PL	PL	PL	PL	PL	PL	PL	PL
Harrison	PL	IN	PL	NR	NR	NR	NR	NR	NR	NR	NR	NR	NR	NR	NR	NR
Hendricks	PL	PL	PL	PL	PL	PL	PL	PL	PL	PL	PL	PL	PL	PL	PL	PL
Henry	PS	PS	PS	PS	PS	PS	PS	PS	PS	PS	PS	PS	PS	IN	IN	IN
Jerman	IN	IN	IN	IN	XX	XX	XX	IN	IN	IN	IN	IN	IN	IN	PL	PL
Johnson	PL	PL	PL	PL	IR	IR	IR	IR	IR	IR	IR	IR	IR	IR	IR	IR
Konrad	ST	PL	ST	ST	ST	ST	ST	ST	PL	ST	ST	ST	ST	PL	ST	PL
Lowe	IN	IN	IN	IN	IN	IN	PL	IN	XX	IN	IN	IN	IN	IN	IN	XX
Lucas	PL	XX	XX	XX	XX	XX	ST	ST	ST	ST	ST	ST	XX	XX	XX	XX
Madison	ST	ST	ST	ST	ST	ST	ST	ST	ST	ST	ST	ST	ST	ST	ST	ST
Mare	PL	PL	PL	PL	PL	PL	PL	PL	PL	PL	PL	PL	PL	PL	PL	PL
Marion	ST	ST	ST	ST	ST	ST	ST	ST	ST	ST	ST	ST	ST	ST	ST	ST
McGarrahan	IN	PL	IN	PL	PL	PL	PL	PL	PL	PL	PL	PL	PL	PL	PL	PL
McKinney	PL	PL	PL	PL	PL	PL	PL	PL	PL	PL	PL	PL	PL	PL	ST	ST
McKnight	PL	IN	PL	PL	PL	PL	ST	PL	ST	ST	ST	ST	ST	ST	ST	ST
McMichael	ST	ST	ST	ST	ST	ST	ST	ST	ST	ST	ST	ST	ST	ST	ST	ST
Minor	PL	PL	PL	PL	PL	PL	PL	PL	PL	PL	PL	PL	PL	PL	PL	PL
Miranda	NR	NR	NR	IN	IN	IN	NR	NR	NR	NR	IN	IN	IN	IN	IN	IN
Nails	ST	ST	ST	ST	ST	ST	ST	ST	ST	ST	ST	ST	ST	ST	IR	IR
Ogunleye	ST	ST	ST	ST	ST	ST	ST	ST	ST	ST	ST	ST	ST	ST	ST	ST
Perry, E.	PL	PL	PL	PL	PL	PL	PL	PL	PL	PL	PL	PL	PL	PL	PL	PL
Perry, T.	ST	ST	ST	ST	ST	ST	ST	ST	ST	ST	ST	ST	ST	ST	ST	ST
Rodgers	ST	PL	ST	ST	ST	ST	ST	ST	ST	ST	ST	ST	ST	ST	ST	ST
Romero	IN	IN	IN	IN	IN	IN	IN	IN	IN	IN	IN	IN	IN	IN	IN	IN
Rosenfels	3Q	3Q	3Q	3Q	3Q	3Q	XX	PL	XX	XX	PL	PL	PL	3Q	3Q	3Q
Royals	PL	PL	PL	PL	PL	PL	PL	PL	PL	PL	PL	PL	PL	PL	PL	PL
Ruddy	ST	ST	ST	ST	ST	ST	ST	ST	ST	ST	ST	ST	ST	ST	ST	ST
Russell	PL	PL	IN	IN	IN	IN	IN	IN	IR	IR	IR	IR	IR	IR	IR	IR
Seaverns	NR	NR	NR	NR	NR	NR	NR	NR	IN	IN	IN	IN	IN	IN	IN	IN
Spriggs	PL	PL	PL	PL	ST	ST	ST	ST	PL	PL	PL	PL	PL	PL	PL	PL
Surtain	ST	ST	IN	IN	ST	ST	ST	ST	ST	ST	ST	ST	ST	ST	ST	ST
Taylor	ST	ST	ST	ST	ST	ST	ST	ST	ST	ST	ST	ST	ST	ST	ST	ST
Thomas	ST	ST	ST	ST	ST	ST	ST	ST	ST	ST	ST	ST	ST	ST	ST	ST
Wade	ST	ST	ST	ST	ST	ST	ST	ST	ST	ST	ST	ST	ST	ST	ST	ST
Ward	PL	PL	PL	PL	PL	PL	ST	PL	PL	PL	PL	PL	PL	PL	PL	PL
Weaver	PL	ST	PL	PL	PL	PL	PL	PL	ST	PL	PL	PL	PL	ST	PL	ST
Williams, J.	PL	PL	PL	PL	PL	PL	PL	PL	PL	PL	PL	PL	PL	PL	PL	PL
Williams, R.	ST	ST	ST	ST	ST	ST	ST	ST	ST	ST	ST	ST	ST	ST	ST	ST
Wooden	PL	ST	ST	ST	PL	PL	PL	PL	PL	PL	PL	PL	PL	PL	PL	PL

## LEGEND

ST = STARTED

PL = PLAYED

IN = INACTIVE

NR = NOT ON ROSTER

XX = DID NOT PLAY

IR = INJURED RESERVE

PS = PRACTICE SQUAD

3Q = THIRD QUARTERBACK

NF = NON-FOOTBALL INJURY

PP = PHYSICALLY

UNABLE TO PERFORM

# 2002 GAME-BY-GAME SUMMARIES

## GAME 1

**DOLPHINS 49, LIONS 21**  
**September 8, 2002**

**Pro Player Stadium**  
**Miami, FL**

The Dolphins recorded their second-most points as well as their second-largest margin of victory on opening day. The Lions got as far as the Dolphins' 35 on their initial series of the game, but were forced to punt after suffering a five-yard sack. The Dolphins then embarked on a nine-play, 90-yard drive that ended with a Ricky Williams one-yard touchdown run with 3:07 to play in the first quarter. The drive, which used 5:21 of the clock, marked the Dolphins' first scoring drive of 90 yards or longer since November 15, 1998. Jay Fiedler threw for 45 yards and the Dolphins were aided by a 28-yard pass interference penalty on the march. The Dolphins were forced to punt following their next drive, but Mark Royals' kick bounded off the leg of Detroit's Chris Cash where it was recovered in the end zone by Trent Gamble to give the Dolphins a 14-point advantage 14 seconds into the second quarter. Miami scored once again on their next series when Fiedler found rookie tight end Randy McMichael for a 16-yard scoring pass, capping a seven-play, 64-yard drive, which saw the same pair combine for a 22-yard pass on the initial play, putting the Dolphins in Lions territory. Detroit responded with a 14-play, 80-yard drive that ended with quarterback Mike McMahon taking it into the end zone from two yards out. McMahon threw for 58 yards on the drive. The Dolphins gained possession at their own 34 with 1:36 remaining in the first half and no timeouts. They traveled 66 yards in eight plays towards a Fiedler to Chris Chambers nine-yard scoring strike with eight seconds left in the half. After Robert Edwards opened the drive with a nine-yard burst, Fiedler threw for the final 57 yards, including a 14-yard completion to Edwards on third-and-10 from the Lions' 23. On the first play from scrimmage of the second half, Brock Marion intercepted a McMahon pass that he returned 28 yards to the Lions' 2, leading to a Ricky Williams two-yard touchdown run on the next play. The Lions added their second touchdown of the day with 6:19 to play in the third quarter when McMahon connected with Lamont Warren for a 13-yard score. McMahon accounted for 44 of the 55 yards on the drive as he completed all four of his pass attempts, totaling 35 yards, and had one rush for nine yards. The Dolphins began their ensuing drive at the Lions' 43 after Albert Johnson returned the kickoff 35 yards and the Lions were flagged for a 15-yard face-mask penalty. Five plays later, the Dolphins regained their 28-point advantage when Fiedler hit Robert Edwards for a four-yard TD pass, three plays after Williams broke loose for a 37-yard run to the Lions' 6. The Dolphins tallied their final points of the day 4:21 into the final frame when Edwards scored on a one-yard run, culminating an 11-play, 77-yard drive that used 6:39 of the clock. Travis Minor ran for 30 yards, including an 18-yard run to the Lions' 36, on the drive. Detroit countered with a Cory Schlesinger 2-yard TD run with 5:48 to play in the game. The key play was a 24-yard pass interference penalty on the Dolphins, putting the Lions at the Miami 2.

<b>DETROIT</b>	<b>0</b>	<b>7</b>	<b>7</b>	<b>7</b>	<b>-</b>	<b>21</b>
<b>MIAMI</b>	<b>7</b>	<b>21</b>	<b>14</b>	<b>7</b>	<b>-</b>	<b>49</b>

TEAM	SCORE	DRIVE (Plays/Yards/Time)	QTR	CLOCK TIME
MIA	R. Williams, 1 run (Mare kick)	9/90/5:21	1	3:07
MIA	Gamble, fumble recovery in end zone (Mare kick)		2	14:46
MIA	McMichael, 16 pass from Fiedler (Mare kick)	7/64/3:31	2	10:11
DET	McMahon, 2 run (Hanson kick)	14/80/5:51	2	4:20
MIA	Chambers, 9 pass from Fiedler (Mare kick)	8/66/1:28	2	0:08
MIA	R. Williams, 2 run (Mare kick)	1/2/0:06	3	14:41
DET	Warren, 13 pass from McMahon (Hanson kick)	7/45/4:11	3	6:19
MIA	Edwards, 4 pass from Fiedler (Mare kick)	5/43/2:20	3	3:59
MIA	Edwards, 1 run (Mare kick)	11/77/6:39	4	10:39
DET	Schlesinger, 2 run (Hanson kick)	11/77/4:51	4	5:48

**ATT. - 72,216**

	<b>DETROIT</b>	<b>MIAMI</b>
First Downs/Total-Rush-Pass-Penalty	15/4-10-1	27/11-15-1
Third Down Efficiency	7-14/50.0	6-12/50.0
Total Yards-Plays-Average	257-58-4.4	389-68-5.7
Rushes-Yards-Average	19-51-2.7	41-182-4.4
Net Yards Passing-Sacked-Yards Lost	206-3-14	207-0-0
Passes Attempted-Completed-Intercepted	36-17-1	27-18-0
Punts/Number-Average	6-47.3	5-47.8
Penalties/Number-Yards	6-68	4-54
Fumbles/Number-Lost	2-1	2-0
Time of Possession	25:36	34:24

### INDIVIDUAL STATISTICS

**RUSHING** - Detroit: Schlesinger 8-28, 1 TD; McMahon 2-11, 1 TD; Warren 5-8; Cason 4-4.  
 Miami: R. Williams 20-111, 2 TDs; Minor 11-45; Edwards 4-20, 1 TD; Fiedler 3-9; Konrad 1-(-1); Lucas 2-(-2).



**PASSING** – Detroit: McMahon 25-13-1, 179 yards, 1 TD; Harrington 11-4-0, 41 yards, 0 TDs.

Miami: Fiedler 27-18-0, 207 yards, 3 TDs; Lucas 0-0-0, 0 yards, 0 TDs.

**RECEIVING** – Detroit: Hakim 9-97; Ricks 3-68; Cason 2-37; Warren 1-13, 1 TD; Foster 1-4; Schlesinger 1-1.

Miami: McMichael 4-73, 1 TD; Edwards 4-38, 1 TD; Konrad 4-35; Chambers 3-36, 1 TD; Gadsden 2-18; Ward 1-7.

**INTERCEPTIONS** – Detroit: None.

Miami: Marion 1-28 yards.

**SACKS** – Detroit: None.

Miami: Burnett 1; Chester 1; Haley 0.5; Taylor 0.5.

**MISSED FIELD GOALS** – Detroit: None.

Miami: None.

## GAME 2

**DOLPHINS 21, COLTS 13**

**September 15, 2002**

**RCA Dome  
Indianapolis, IN**

Miami recorded its fifth straight win over the Colts at the RCA Dome, marking the Dolphins' longest winning streak ever in any domed stadium. On the first series of the game, the Dolphins traveled 73 yards in nine plays en route to a one-yard touchdown run by Jay Fiedler. On third-and-six from the Colts' 40, Fiedler broke loose for an 11-yard run, and on the next play, Fiedler hit Randy McMichael for a 24-yard completion to the five-yard line, setting up Fiedler's touchdown run two plays afterward. The Colts were at the Dolphins' 38 on their initial possession of the game before Derrick Rodgers intercepted a Peyton Manning pass and returned it 21 yards to the Colts' 49. From there, the Dolphins embarked on a seven-play drive that ended with a nine-yard scoring pass from Fiedler to Rob Konrad on third-and-4, with 2:18 remaining in the opening quarter. The Colts were in the Dolphins end of the field on their next series as well before Jamar Fletcher intercepted a Manning pass at the Dolphins' 37, marking Fletcher's first career interception. The Colts came up with their first points of the afternoon with 4:03 to play in the first half on a Mike Vanderjagt 25-yard field goal, capping a 15-play, 74-yard drive that used 8:18 of the clock. Edgerrin James accounted for 37 yards on the march with seven rush attempts, while Manning and Marvin Harrison connected three times for 36 yards. Following the score, the Dolphins took over at their own 29, and on the first play from scrimmage, Fiedler hit Ricky Williams with a screen pass that Williams turned into a 52-yard gain to the Colts' 19. Three plays later, Fiedler and Williams combined for a ten-yard touchdown pass on third-and-1, with 1:53 left in the half. With the Colts at the Dolphins' 28 with less than a minute to play in the first half, Patrick Surtain intercepted a Manning pass in the end zone to end the threat. The Colts had a first-and-goal from the two-yard line midway through the third quarter before the Dolphins defense stuffed James on four straight plays. The Colts notched their first touchdown of the day when Manning hit Harrison for a 16-yard pass with 9:11 to play in the game, culminating an eight-play, 80-yard drive in which James rushed for 20 yards and added 20 more yards on a reception. The Dolphins also were penalized twice for nine yards on the drive. The Colts scored on their second consecutive possession when Vanderjagt connected on a 23-yard field goal with 2:54 to play, capping a 13-play, 71-yard drive. James caught three passes for 29 yards and rushed for six more yards on the march. Again, Miami was called for a pair of penalties, totaling ten yards. The Colts' final possession of the game started at their own 16 with 2:15 remaining. They traveled 78 yards to the Dolphins' 6 before Brock Marion broke up a Manning pass in the end zone on the game's final play. Williams became the first Dolphin to register back-to-back 100-yard rushing games since games 7-8 of 1994 when Bernie Parmalee accomplished the feat. With Williams and Konrad both accounting for receiving touchdowns, it marked the first time since 1988 that two different Dolphin running backs did this in the same game.

<b>MIAMI</b>	<b>14</b>	<b>7</b>	<b>0</b>	<b>0</b>	<b>-</b>	<b>21</b>
<b>INDIANAPOLIS</b>	<b>0</b>	<b>3</b>	<b>0</b>	<b>10</b>	<b>-</b>	<b>13</b>

TEAM	SCORE	DRIVE		QTR	CLOCK
		(Plays/Yards/Time)			
MIA	Fiedler, 1 run (Mare kick)	9/73/5:26		1	9:34
MIA	Konrad, 9 pass from Fiedler (Mare kick)	7/49/3:33		1	2:18
IND	FG Vanderjagt 25	15/74/8:18		2	4:03
MIA	R. Williams, 10 pass from Fiedler (Mare kick)	4/71/2:10		2	1:53
IND	Harrison, 16 pass from Manning (Vanderjagt kick)	8/80/3:29		4	9:11
IND	FG Vanderjagt 23	13/71/3:19		4	2:54

**ATT. – 56,650**

	<b>MIAMI</b>	<b>INDIANAPOLIS</b>
First Downs/Total-Rush-Pass-Penalty	17/9-8-0	29/13-12-4
Third Down Efficiency	5-10/50.0	4-11/36.4
Total Yards-Plays-Average	342-53-6.5	432-76-5.7
Rushes-Yards-Average	34-163-4.8	31-143-4.6
Net Yards Passing-Sacked-Yards Lost	179-1-8	289-0-0
Passes Attempted-Completed-Intercepted	18-13-1	45-26-3
Punts/Number-Average	4-47.3	2-44.5
Penalties/Number-Yards	11-68	5-35
Fumbles/Number-Lost	2-0	0-0
Time of Possession	28:47	31:13

## INDIVIDUAL STATISTICS

**RUSHING** – Miami: R. Williams 24-132; Fiedler 7-30, 1 TD; Minor 3-1.

Indianapolis: James 30-138; Manning 1-5.

**PASSING** – Miami: Fiedler 18-13-1, 187 yards, 2 TDs.

Indianapolis: Manning 45-26-3, 289 yards, 1 TD.

**RECEIVING** – Miami: Chambers 4-57; R. Williams 2-62, 1 TD; McMichael 2-34; Gadsden 2-14; Konrad 1-9, 1 TD; Ward 1-6; Edwards 1-5.

Indianapolis: Harrison 11-144, 1 TD; James 8-82; Ismail 3-21; Walters 2-25; Wayne 2-17.

**INTERCEPTIONS** – Miami: Rodgers 1-21 yards; Fletcher 1-0 yards; Surtain 1-0 yards.

Indianapolis: Macklin 1-30 yards.

**SACKS** – Miami: None.

Indianapolis: Bratzke 1.

**MISSED FIELD GOALS** – Miami: Mare 28(WR).

Indianapolis: None.

## GAME 3

**DOLPHINS 30, JETS 3**  
September 22, 2002

**Pro Player Stadium**  
Miami, FL

The Dolphins won for the 17th straight time at home in the months of August/September during the regular season, and snapped the Jets' eight-game winning streak in the series. The Jets got to the Dolphins' 29 on the opening series of the game, but Adewale Ogunleye sacked Vinny Testaverde on third-and-2, and New York punted on the following play. The Dolphins went ahead with 3:09 to play in the first quarter when Olindo Mare kicked a 53-yard field goal, equaling the second-longest field goal of his career. The key play on the drive was a 15-yard roughing the passer penalty on the Jets, putting the Dolphins in Jets territory. Three plays after the score, Shawn Wooden intercepted a Testaverde pass at the Jets' 26, leading to a 10-yard TD pass from Jay Fiedler to Randy McMichael two plays afterward, and one play after Ricky Williams busted through the middle for a 16-yard run. Derrick Rodgers picked off a Testaverde pass on the first play of the second quarter that he returned seven yards to the Jets' 12. That led to a 25-yard field goal by Mare four plays later. The Jets secured their lone points of the day on the ensuing series when John Hall's 20-yard field goal capped a seven-play, 56-yard drive. The Dolphins expanded their lead to 13 points 3:11 into the fourth quarter on Mare's third field goal of the game, from 29 yards out. Miami then notched touchdowns on each of its next two series to put the game out of reach. Williams broke loose for a 53-yard scoring run with 4:54 remaining in the contest to cap an 81-yard drive in which he accounted for 68 yards on the ground. Three plays later, Jason Taylor stripped the ball from Testaverde and recovered at the Jets' 21, leading to a Travis Minor five-yard touchdown run four plays later, with 1:55 to play.

<b>N.Y. JETS</b>	<b>0</b>	<b>3</b>	<b>0</b>	<b>0</b>	<b>-</b>	<b>3</b>
<b>MIAMI</b>	<b>10</b>	<b>3</b>	<b>0</b>	<b>17</b>	<b>-</b>	<b>30</b>

TEAM	SCORE	DRIVE	QTR	CLOCK
		(Plays/Yards/Time)		TIME
MIA	FG Mare 53	8/45/4:07	1	3:09
MIA	McMichael, 10 pass from Fiedler (Mare kick)	2/26/0:47	1	0:50
MIA	FG Mare 25	4/51/1:33	2	13:18
NYJ	FG Hall 20	7/56/3:44	2	9:34
MIA	FG Mare 29	13/81/8:31	4	11:49
MIA	R. Williams, 53 run (Mare kick)	6/81/3:49	4	4:54
MIA	Minor, 5 run (Mare kick)	4/21/2:08	4	1:55

ATT. – 73,426

	<b>N.Y. JETS</b>	<b>MIAMI</b>
First Downs/Total-Rush-Pass-Penalty	13/3-7-3	21/9-11-1
Third Down Efficiency	3-12/25.0	6-14/42.9
Total Yards-Plays-Average	189-53-3.6	394-66-6.0
Rushes-Yards-Average	22-58-2.6	35-211-6.0
Net Yards Passing-Sacked-Yards Lost	131-3-26	183-1-2
Passes Attempted-Completed-Intercepted	28-16-3	30-16-0
Punts/Number-Average	6-40.3	4-38.8
Penalties/Number-Yards	7-55	7-55
Fumbles/Number-Lost	1-1	1-0
Time of Possession	27:08	32:52

## INDIVIDUAL STATISTICS

**RUSHING** – New York: Martin 16-43; Jordan 4-11; Moss 1-5; Testaverde 1-(-1).

Miami: R. Williams 24-151, 1 TD; Minor 4-21, 1 TD; Edwards 2-16; McKnight 2-12; Chambers 1-6; Fiedler 2-5.

**PASSING** – New York: Testaverde 25-14-2, 125 yards, 0 TDs; Pennington 3-2-1, 32 yards, 0 TDs.

Miami: Fiedler 30-16-0, 185 yards, 1 TD.

**RECEIVING** – New York: Chrebet 5-64; Anderson 4-28; Martin 2-20; Coles 2-14; Jordan 2-10; Becht 1-21. Miami: McMichael 5-79, 1 TD; Chambers 4-33; R. Williams 2-23; Ward 2-17; Gadsden 1-23; Konrad 1-6; Edwards 1-4.



**INTERCEPTIONS** – New York: None.

Miami: Marion 1-62 yards; Rodgers 1-7 yards; Wooden 1-0 yards.

**SACKS** – New York: J. Ferguson 0.5; Thomas 0.5.

Miami: Ogunleye 1; Taylor 1; J. Williams 1.

**MISSED FIELD GOALS** – New York: None.

Miami: Mare 31(WL).

## GAME 4

**CHIEFS 48, DOLPHINS 30**  
September 29, 2002

**Arrowhead Stadium**  
**Kansas City, MO**

The Dolphins yielded their most points in the regular season since 1986 in their first trip to Arrowhead Stadium since 1991. Albert Johnson returned the game's opening kickoff 49 yards to the Dolphins' 48. After a six-yard reception by Rob Konrad and a 15-yard face-mask penalty put the Dolphins at the Kansas City 31, Ricky Williams picked up 29 yards on a screen pass to the one-yard line two plays later, setting up a Jay Fiedler one-yard touchdown run on the following play. The Chiefs equaled the count on the ensuing series when a nine-yard TD pass from Trent Green to Tony Gonzalez capped an 11-play, 83-yard drive. Gonzalez grabbed two passes for 39 yards on the march, including a 30-yard catch on third-and-6 to the Dolphins' 38, one of two third downs converted by the Chiefs on the drive. On the first play from scrimmage after the score, Marcus Patton recovered a Williams fumble at the Dolphins' 36, leading to a Morten Andersen 50-yard field goal four plays afterward. The Dolphins tied the contest on the following series when Olindo Mare converted a 42-yard field goal, culminating a 12-play, 56-yard drive in which Fiedler completed all six of his pass attempts, totaling 58 yards. Kansas City reclaimed the lead four plays later when Priest Holmes broke loose for a 25-yard touchdown run, 2:23 into the second quarter. The score occurred three plays after Green and Gonzalez combined for a 32-yard completion to the Dolphins' 37 on the opening play of the drive. The Chiefs scored for the fourth time in as many possessions when Green hit Johnnie Morton for an eight-yard TD pass. The score came two plays after Green connected with Eddie Kennison for a 46-yard completion to the Dolphins' 18. The Chiefs also were aided by two Miami penalties, both of which gave them a first down. The Chiefs began the drive at their own 42 after Eric Warfield intercepted a Fiedler pass. The Dolphins cut into the lead with 3:39 left in the first half when Mare connected on his second field goal of the day, from 29 yards out, capping a seven-play, 46-yard drive. The key play was a 30-yard run by Williams to the Chiefs' 27 on the first play. The Dolphins crept to within eight points of the lead on the final play of the first half when Mare made good on a 25-yard field goal after the Dolphins had taken over at their own 44 with 2:44 to play in the half. The Chiefs took a 15-point lead on the opening series of the second half when Green connected with Gonzalez for a 42-yard TD strike, 3:27 into the half. The Dolphins answered with a three-yard touchdown run by Williams 2:18 later. Miami opened the 72-yard scoring drive with Fiedler completing passes of 20 and 38 yards to Oronde Gadsden and Chris Chambers, respectively, followed by an 11-yard run by Williams. Gonzalez tallied his third touchdown of the game when he hauled in a six-yard pass from Green, 1:20 into the final period, culminating an eight-play, 61-yard drive. A 24-yard pass from Green to Holmes four plays prior to the touchdown put the Chiefs at the Dolphins' 23. The Dolphins got back to within eight of the lead 3:30 into the fourth quarter when Fiedler hit Konrad for a six-yard scoring pass, capping a 63-yard drive that used just five plays and 2:10 of the clock. The Chiefs then put the game out of reach by scoring the next ten points, with both scores occurring following Greg Wesley interceptions, giving him three on the day, tied for the most-ever against the Dolphins. The Chiefs took an 11-point advantage midway through the fourth quarter when Andersen hit a 24-yard field goal, four plays after Wesley returned an interception 42 yards to the Dolphins' 16. The Chiefs final score of the afternoon came with 5:48 remaining in the game when Green threw his fifth touchdown of the game, a three-yard toss to Billy Baber, two plays after Wesley brought his second interception back 16 yards to the Dolphins' 20.

MIAMI	7	9	7	7	–	30
KANSAS CITY	10	14	7	17	–	48

TEAM	SCORE	DRIVE (Plays/Yards/Time)	QTR	CLOCK	
					TIME
MIA	Fiedler, 1 run (Mare kick)	4/52/1:53	1		13:07
KC	Gonzalez, 9 pass from Green (Andersen kick)	11/83/6:14	1		6:53
KC	FG Andersen 50	4/4/1:01	1		5:37
MIA	FG Mare 42	12/56/6:16	2		14:21
KC	Holmes, 25 run (Andersen kick)	4/69/1:44	2		12:37
KC	Morton, 8 pass from Green (Andersen kick)	4/58/1:32	2		9:23
MIA	FG Mare 29	7/46/2:38	2		3:39
MIA	FG Mare 25	9/49/2:44	2		0:00
KC	Gonzalez, 42 pass from Green (Andersen kick)	7/80/3:27	3		11:33
MIA	R. Williams, 3 run (Mare kick)	4/72/2:18	3		9:15
KC	Gonzalez, 6 pass from Green (Andersen kick)	8/61/4:35	4		13:40
MIA	Konrad, 6 pass from Fiedler (Mare kick)	5/63/2:10	4		11:30
KC	FG Andersen 24	4/9/2:04	4		7:33
KC	Baber, 3 pass from Green (Andersen kick)	2/20/0:51	4		5:48

ATT. – 78,178

	MIAMI	KANSAS CITY
First Downs/Total-Rush-Pass-Penalty	28/9-15-4	25/4-18-3
Third Down Efficiency	1-8/12.5	5-13/38.5
Total Yards-Plays-Average	399-66-6.0	450-67-6.7
Rushes-Yards-Average	19-105-5.5	33-122-3.7
Net Yards Passing-Sacked-Yards Lost	294-2-16	328-0-0
Passes Attempted-Completed-Intercepted	45-29-4	34-24-0
Punts/Number-Average	2-46.0	5-41.2
Penalties/Number-Yards	9-86	10-71
Fumbles/Number-Lost	1-1	1-0
Time of Possession	26:25	33:35

#### INDIVIDUAL STATISTICS

**RUSHING** – Miami: R. Williams 14-66, 1 TD; McKnight 1-19; Fiedler 3-15, 1 TD; Edwards 1-5.  
 Kansas City: Holmes 23-52, 1 TD; Green 3-48; Cloud 3-8; Richardson 2-5; Hall 1-5; Kennison 1-4.

**PASSING** – Miami: Fiedler 45-29-4, 310 yards, 1 TD.  
 Kansas City: Green 34-24-0, 328 yards, 5 TDs.

**RECEIVING** – Miami: R. Williams 7-60; Chambers 6-102; Gadsden 4-69; Konrad 4-28, 1 TD; Edwards 3-15; McMichael 2-18; Ward 2-8; McKnight 1-10.  
 Kansas City: Gonzalez 7-140, 3 TDs; Holmes 6-63; Morton 4-39, 1 TD; Hall 3-21; Kennison 2-57; Richardson 1-5; Baber 1-3, 1 TD.

**INTERCEPTIONS** – Miami: None.  
 Kansas City: Wesley 3-71 yards; Warfield 1-5 yards.

**SACKS** – Miami: None.  
 Kansas City: Hicks 1; Patton 1.

**MISSED FIELD GOALS** – Miami: None.  
 Kansas City: None.

### GAME 5

**DOLPHINS 26, PATRIOTS 13**  
**October 6, 2002**

**Pro Player Stadium**  
**Miami, FL**

The Dolphins registered their fifth straight win over New England in Miami, and their sixth victory in the last seven meetings overall. The Dolphins got to at least the midfield stripe on each of their first six possessions of the game. Miami was able to muster only 16 points off of that, however. Olindo Mare missed wide right on a 45-yard field goal attempt on the Dolphins' first series of the game after they had gained possession at their own 45. They rebounded on their following series when Jay Fiedler scored on an eight-yard run with eight seconds remaining in the first quarter, on third-and-goal. The PAT was blocked. The Dolphins started the drive at the Patriots' 39 after Jason Taylor stripped the ball from Tom Brady on a sack and Adewale Ogunleye recovered. Three plays after the touchdown, Patrick Surtain, playing for the first time in three weeks after missing each of the previous two games with a knee injury, intercepted a Brady pass at the Patriots' 29. That resulted in a seven-yard TD pass from Fiedler to Chris Chambers on third-and-goal, 3:22 into the second quarter. Mare had connected on a 36-yard field goal on fourth-and-10 from the 18, but the Patriots were assessed a nine-yard penalty on the kick, giving the Dolphins a first-and-goal from the 9. The Dolphins opened a 16-0 lead with 1:11 remaining in the first half on a Mare 40-yard field goal. The Dolphins got to the Patriots' 33 on the opening series of the second half, but that threat was thwarted when Tedy Bruschi forced the ball loose from Ricky Williams and Victor Green recovered the fumble at the Patriots' 32. That led to a 34-yard touchdown pass from Brady to David Patten. The pass for the two-point conversion was incomplete. The Dolphins answered two possessions later when Fiedler connected with Randy McMichael for a one-yard touchdown pass with 1:05 to play in the third quarter. The scoring pass capped a 10-play, 74-yard drive that consumed 5:29 of the clock and saw Fiedler complete five of six passes for 69 yards, including a 35-yard strike to James McKnight to the Patriots' 3. The Patriots were at the Dolphins' 33 early in the fourth quarter before Sam Madison picked off a Brady pass to end the drive and preserve the Dolphins' 17-point lead. New England responded with an eight-play, 80-yard drive that ended with a 25-yard TD pass from Brady to Patten with 4:41 remaining in the contest. The ensuing onside kick went out of bounds, and the Dolphins then moved 27 yards in eight plays to set up a 33-yard field goal by Mare. Williams established a Dolphins single-game regular season record with 36 rushing attempts, while also amassing his fourth 100-yard rushing game of the season.

<b>NEW ENGLAND</b>	<b>0</b>	<b>0</b>	<b>6</b>	<b>7</b>	<b>–</b>	<b>13</b>
<b>MIAMI</b>	<b>6</b>	<b>10</b>	<b>7</b>	<b>3</b>	<b>–</b>	<b>26</b>

TEAM	SCORE	DRIVE		QTR	CLOCK
		(Plays/Yards/Time)			
MIA	Fiedler, 8 run (kick blocked)	9/39/5:13	1	0:08	
MIA	Chambers, 7 pass from Fiedler (Mare kick)	8/29/3:09	2	11:38	
MIA	FG Mare 40	9/39/4:31	2	1:11	
NE	Patten, 34 pass from Brady (pass failed)	5/68/1:35	3	9:35	
MIA	McMichael, 1 pass from Fiedler (Mare kick)	10/74/5:29	3	1:05	
NE	Patten, 25 pass from Brady (Vinatieri kick)	8/80/2:58	4	4:41	
MIA	FG Mare 33	8/27/3:16	4	1:25	



	NEW ENGLAND	MIAMI
First Downs/Total-Rush-Pass-Penalty	16/2-12-2	21/7-12-2
Third Down Efficiency	3-10/30.0	9-17/52.9
Total Yards-Plays-Average	245-51-4.8	319-72-4.4
Rushes-Yards-Average	17-37-2.2	44-137-3.1
Net Yards Passing-Sacked-Yards Lost	208-3-32	182-1-8
Passes Attempted-Completed-Intercepted	31-17-2	27-17-0
Punts/Number-Average	4-45.8	3-38.0
Penalties/Number-Yards	6-49	5-35
Fumbles/Number-Lost	2-1	2-1
Time of Possession	20:01	39:59

**INDIVIDUAL STATISTICS**

**RUSHING** – New England: Faulk 2-17; Smith 9-14; Redmond 3-6; Edwards 1-1; Brady 1-0; Patten 1-(-1).

Miami: R. Williams 36-105; Fiedler 3-18, 1 TD; Edwards 4-13; Konrad 1-1.

**PASSING** – New England: Brady 31-17-2, 240 yards, 2 TDs.

Miami: Fiedler 27-17-0, 190 yards, 2 TDs.

**RECEIVING** – New England: Patten 5-102, 2 TDs; Branch 4-61; Faulk 3-27; Fauria 1-18; Cleeland 1-12; Edwards 1-9; Hayes 1-7; Smith 1-4.

Miami: Chambers 6-62, 1 TD; McMichael 3-26, 1 TD; Gadsden 2-27; Konrad 2-14; McKnight 1-35; Ward 1-14; Edwards 1-10; R. Williams 1-2.

**INTERCEPTIONS** – New England: None.

Miami: Surtain 1-1 yard; Madison 1-0 yards.

**SACKS** – New England: Vrabel 1.

Miami: Taylor 2; D. Bowers 1.

**MISSED FIELD GOALS** – New England: None.

Miami: Mare 45(WR).

**GAME 6**

**DOLPHINS 24, BRONCOS 22**  
October 13, 2002

**INVESCO Field at Mile High**  
Denver, CO

In a Sunday night contest, the Dolphins won for sixth straight time over the Broncos, improving their record to 7-0-1 in the last eight meetings with Denver. The Broncos posted the first points of the game 2:51 into the contest on a Jason Elam 33-yard field goal. The score was set up by a 56-yard kickoff return by Kevin Kasper to the Dolphins' 39. Denver scored for the second time in as many series when Elam connected on a 52-yard field goal, capping an 11-play, 40-yard drive that used 6:18 of the clock. Travis Minor returned the ensuing kickoff 66 yards to the Broncos' 33, but the Dolphins could not capitalize when Olindo Mare missed wide right on a 48-yard field goal attempt. Following the miss, the Broncos traveled 57 yards in 13 plays, setting up a 23-yard field goal by Elam, 3:35 into the second quarter. Brian Griese completed four of six passes on the drive, totaling 33 yards, including two completions to convert third downs. The Dolphins answered 4:14 later with the first touchdown of the game when Ricky Williams scored on a ten-yard run to cap an eight-play, 76-yard drive. On the drive, Jay Fiedler completed a pair of passes to Oronde Gadsden, totaling 47 yards, including an 18-yarder on third-and-11 from the Dolphins' 37. Two plays after the touchdown, Griese hit Mike Anderson on a screen pass that Anderson took 52 yards to the Dolphins' 2. That threat was thwarted two plays afterward when Larry Chester recovered an Anderson fumble at the Broncos' 1. The Dolphins then drove 69 yards to the Broncos' 30 before Montae Reagor intercepted a Fiedler pass and returned it 31 yards to the Denver 47. It appeared as though the interception resulted in an Elam 49-yard field goal on the final play of the first half, but the Broncos were called for holding, ending the first half of play. On the second play of the second half, Trevor Pryce stripped the ball from Fiedler on a sack, and Pryce recovered the fumble at the Broncos' 22. That led to Elam's fourth field goal of the night, from 40 yards out, four plays later. Miami took its first lead of the night with 9:48 to play when Williams scored his second touchdown, this from two yards out. The Dolphins started the six-play drive at their own 48 after Sam Madison intercepted a Griese pass and returned it 15 yards. The key play was a 16-yard run by James McKnight on an end-around, giving the Dolphins a first-and-goal from the nine. The Dolphins took a nine-point lead three plays later when Patrick Surtain picked off a Griese pass and went 40 yards for the second touchdown of his career. The Broncos responded with an 11-play, 80-yard drive that ended with their first touchdown of the game, a one-yard pass from Griese to Anderson with 3:37 remaining in the contest. Griese threw for 64 yards, while also scrambling for 14 on the drive. On the ensuing series, the Dolphins faced a third-and-two from the Broncos' 38 before a sack pushed them back to the 47. After getting the ball back at their own 20 following a touchback, the Broncos embarked on a six-play, 43-yard drive that ended with an Elam 55-yard field goal with 40 seconds remaining. The key play that set up the go-ahead score was a 30-yard pass from Griese to Ashley Lelie, putting the Broncos at the Dolphins' 35. Miami, though, had one more chance when they took over at their own 26 with 45 seconds to play and two timeouts. They moved 39 yards in five plays to get in position for a 53-yard field goal by Mare with six seconds on the clock. On the play prior to the field goal, Fiedler connected with Dedric Ward for a 22-yard completion to Broncos' 35.

MIAMI	0	7	0	17	–	24
DENVER	6	3	3	10	–	22

TEAM	SCORE	DRIVE	QTR	CLOCK TIME
		(Plays/Yards/Time)		
DEN	FG Elam 33	7/24/2:51	1	12:09
DEN	FG Elam 52	11/40/6:18	1	4:14
DEN	FG Elam 23	13/57/6:00	2	11:25
MIA	R. Williams, 10 run (Mare kick)	8/76/4:14	2	7:11
DEN	FG Elam 40	4/0/0:20	3	13:44
MIA	R. Williams, 2 run (Mare kick)	6/52/3:08	4	9:48
MIA	Surtain, 40 interception return (Mare kick)		4	8:13
DEN	Anderson, 1 pass from Griese (Elam kick)	11/80/4:36	4	3:37
DEN	FG Elam 55	6/43/1:06	4	0:45
MIA	FG Mare 53	5/39/0:39	4	0:06

ATT. - 75,941

	MIAMI	DENVER
First Downs/Total-Rush-Pass-Penalty	16/4-11-1	27/6-16-5
Third Down Efficiency	5-11/45.5	6-16/37.5
Total Yards-Plays-Average	259-53-4.9	410-75-5.5
Rushes-Yards-Average	23-58-2.5	26-111-4.3
Net Yards Passing-Sacked-Yards Lost	201-1-9	299-3-36
Passes Attempted-Completed-Intercepted	29-19-1	46-27-2
Punts/Number-Average	5-41.2	2-50.0
Penalties/Number-Yards	8-42	9-70
Fumbles/Number-Lost	1-1	2-1
Time of Possession	25:55	34:05

#### INDIVIDUAL STATISTICS

**RUSHING** - Miami: R. Williams 20-49, 2 TDs; McKnight 1-16; Edwards 1-2; Fiedler 1-(-9).

Denver: Portis 18-75; Griese 3-19; Anderson 5-17.

**PASSING** - Miami: Fiedler 29-19-1, 210 yards, 0 TDs.

Denver - Griese 46-27-2, 335 yards, 1 TD.

**RECEIVING** - Miami: Gadsden 5-77; McMichael 5-62; R. Williams 4-30; Ward 2-30; Konrad 2-13; Edwards 1-(-2).

Denver: Smith 9-88; Portis 6-67; McCaffrey 5-61; Sharpe 3-25; Anderson 2-53; 1 TD; Lelie 2-41.

**INTERCEPTIONS** - Miami: Surtain 1-40 yards, 1 TD; Madison 1-15 yards.

Denver: Reagor 1-31 yards.

**SACKS** - Miami: Taylor 2; Ogunleye 1.

Denver - Pryce 1.

**MISSED FIELD GOALS** - Miami: Mare 48(WR).

Denver: None.

## GAME 7

**BILLS 23, DOLPHINS 10**  
October 20, 2002

**Pro Player Stadium**  
Miami, FL

The Dolphins started the scoring with a four-yard touchdown pass from Ray Lucas to Randy McMichael, 6:30 into the contest, on Miami's opening possession. A 26-yard pass from Lucas to Desmond Clark gave the Dolphins a first-and-goal from the 4 two plays before the score. The Dolphins took over at the Bills' 31 on their following series after thwarting a fake punt attempt. On the first play from scrimmage, however, Pat Williams recovered a Lucas fumble at the 38, leading to a nine-play 34-yard drive that resulted in a Mike Hollis 46-yard field goal with 1:39 remaining in the first quarter. The Dolphins were at the Bills' 21 on the following series, but Nate Clements intercepted a Lucas pass and returned it 10 yards to the 24. Two plays afterward, Drew Bledsoe connected with Eric Moulds for a 70-yard touchdown pass. Miami answered with a 13-play, 46-yard drive that ended with an Olindo Mare 42-yard field goal, 4:57 prior to the half. Ricky Williams rushed for 28 of the 46 yards on the march. Buffalo re-gained the lead for good with 2:23 to play in the first half when Clements picked off his second pass of the day and brought it back 29 yards for a score. Travis Minor returned the opening kickoff of the second half 46 yards to the Bills' 46, and the Dolphins made it to the Buffalo 28 before Clements snared his third interception of the game, at the Bills' 8. The Bills could not capitalize off that turnover, but opened a ten-point advantage with 4:16 to play in the third quarter on Hollis' second field goal of the day, from 26 yards out, culminating a seven-play, 58-yard drive. The Dolphins got to the Bills' 35 on the ensuing series, but could not come away with any points as they failed to convert a fake field goal attempt on fourth-and-3. They were at the Bills' 35 two possessions later, but that threat came to an abrupt halt when London Fletcher recovered a Lucas fumble, the Dolphins' fifth turnover of the afternoon. Another Bills interception, this one by Eddie Robinson, came with just less than a minute to play in the game and made it six turnovers, the most by the Dolphins in a regular season game since 1998. That final turnover occurred one play after Hollis tallied his third field goal of the game, a 44-yarder with 1:12 left on the clock.

<b>BUFFALO</b>	<b>3</b>	<b>14</b>	<b>3</b>	<b>3</b>	<b>-</b>	<b>23</b>
<b>MIAMI</b>	<b>7</b>	<b>3</b>	<b>0</b>	<b>0</b>	<b>-</b>	<b>10</b>



TEAM	SCORE	DRIVE		QTR	CLOCK
		(Plays/Yards/Time)			
MIA	McMichael, 4 pass from Lucas (Mare kick)	9/57/3:56	1	8:30	
BUF	FG Hollis 46	9/34/5:23	1	1:39	
BUF	Moulds, 70 pass from Bledsoe (Hollis kick)	2/76/0:47	2	12:40	
MIA	FG Mare 42	13/46/7:43	2	4:57	
BUF	Clements, 29 interception return (Hollis kick)		2	2:23	
BUF	FG Hollis 26	7/58/3:32	3	4:16	
BUF	FG Hollis 44	9/23/4:07	4	1:12	

ATT. – 73,180

	BUFFALO	MIAMI
First Downs/Total-Rush-Pass-Penalty	15/6-6-3	17/8-9-0
Third Down Efficiency	3-13/23.1	6-15/40.0
Total Yards-Plays-Average	294-63-4.7	287-68-4.2
Rushes-Yards-Average	27-132-4.9	34-132-3.9
Net Yards Passing-Sacked-Yards Lost	162-5-20	155-1-10
Passes Attempted-Completed-Intercepted	31-15-0	33-13-4
Punts/Number-Average	6-50.8	4-45.5
Penalties/Number-Yards	4-40	6-56
Fumbles/Number-Lost	0-0	2-2
Time of Possession	28:46	31:14

#### INDIVIDUAL STATISTICS

**RUSHING** – Buffalo: Henry 22-132; Bledsoe 4-6; Moorman 1-(-6).

Miami: R. Williams 25-97; Lucas 5-18; Edwards 2-9; Minor 2-8.

**PASSING** – Buffalo: Bledsoe 31-15-0, 182 yards, 1 TD.

Miami: Lucas 33-13-4, 165 yards, 1 TD.

**RECEIVING** – Buffalo: Centers 5-51; Price 4-25; Moulds 3-81, 1 TD; Riemersma 1-11; Reed 1-9; Henry 1-5.

Miami: McKnight 3-42; McMichael 3-35, 1 TD; Konrad 2-13; Edwards 2-12; Clark 1-26; R. Williams 1-22; Ward 1-15.

**INTERCEPTIONS** – Buffalo: Clements 3-39 yards, 1 TD; Robinson 1-21 yards.

Miami: None.

**SACKS** – Buffalo: Prioleau 1.

Miami: J. Williams 2.0; Burnett 1.5; Freeman 1; Thomas 0.5.

**MISSED FIELD GOALS** – Buffalo: None.

Miami: None.

## GAME 8

**PACKERS 24, DOLPHINS 10**

November 4, 2002

Lambeau Field

Green Bay, WI

In a Monday night game, the Packers traveled 66 yards to the Dolphins' 4 on the opening series, but were turned away when Patrick Surtain intercepted a Brett Favre pass in the end zone on second-and-goal. Green Bay re-gained possession five plays later when Nate Wayne recovered a Rob Konrad fumble at the Packers' 46. The Packers then proceeded as far as the Dolphins' 39 before being forced to punt. The Packers put up the first points of the game 4:35 into the second quarter when Ahman Green scored on a one-yard run, capping an eight-play, 52-yard drive that used 4:27 of the clock. The drive started at the Packers' 48 after Todd McBride recovered a Cris Carter fumble and returned it five yards. The key play on the scoring march was an 18-yard completion from Favre to Green on third-and-18 from the Dolphins' 33, four plays prior to the score. The Packers opened a 14-point advantage with 46 seconds to play in the first half when Favre and Green combined for a 23-yard TD pass, capping a four-play, 44-yard drive. Ryan Longwell gave Green Bay a 17-point lead with a 27-yard field goal on their first possession of the second half, culminating a seven-play, 58-yard drive. The key play was a 30-yard completion from Favre to Donald Driver, followed by a 15-yard face-mask penalty, putting the Packers at the Dolphins' 17. The Dolphins had a first-and-10 from the Packers' 14 late in the third quarter when Darren Sharper intercepted a Ray Lucas pass and raced 89 yards for a score as time expired in the period. The Dolphins notched their first points of the game with 8:20 to play on an Olindo Mare 46-yard field goal. They added their lone touchdown of the contest with 1:31 remaining on a one-yard run by Lucas, who completed six of seven passes for 62 yards while also rushing twice for 11 yards on the nine-play, 73-yard drive.

MIAMI	0	0	0	10	–	10
GREEN BAY	0	14	10	0	–	24

TEAM	SCORE	DRIVE		QTR	CLOCK
		(Plays/Yards/Time)			
GB	Green, 1 run (Longwell kick)	8/52/4:27	2	10:25	
GB	Green, 23 pass from Favre (Longwell kick)	4/44/1:00	2	0:46	
GB	FG Longwell 27	7/58/3:58	3	9:52	
GB	Sharper, 89 interception return (Longwell kick)		3	0:00	
MIA	FG Mare 46	9/24/3:59	4	8:20	
MIA	Lucas, 1 run (Mare kick)	9/73/1:53	4	1:31	

	MIAMI	GREEN BAY
First Downs/Total-Rush-Pass-Penalty	25/13-10-2	16/4-10-2
Third Down Efficiency	3-13/23.1	4-11/36.4
Total Yards-Plays-Average	306-77-4.0	270-53-5.1
Rushes-Yards-Average	30-143-4.8	23-104-4.5
Net Yards Passing-Sacked-Yards Lost	163-5-35	166-3-22
Passes Attempted-Completed-Intercepted	42-22-2	27-17-1
Punts/Number-Average	5-38.4	6-37.5
Penalties/Number-Yards	6-55	9-71
Fumbles/Number-Lost	3-2	0-0
Time of Possession	31:11	28:49

**INDIVIDUAL STATISTICS**

**RUSHING** – Miami: Lucas 9-49, 1 TD; R. Williams 14-47; Edwards 3-34; McMichael 1-8; Minor 1-4; Konrad 1-2; McKnight 1-(-1).

Green Bay: Green 19-72, 1 TD; Fisher 1-28; Davenport 1-4; Favre 2-0.

**PASSING** – Miami: Lucas 39-22-2, 198 yards, 0 TDs; Rosenfels 3-0-0, 0 TDs.

Green Bay: Favre 25-16-1, 187 yards, 1 TD; Pederson 2-1-0, 1 yard, 0 TDs.

**RECEIVING** – Miami: Chambers 5-55; R. Williams 4-23; Carter 3-31; Konrad 3-21; Ward 2-13; McMichael 2-12; Clark 1-16; McKnight 1-14; Edwards 1-13.

Green Bay: Green 6-71, 1 TD; Driver 3-60; Franks 3-29; Glenn 3-24; Walker 1-3; Henderson 1-1.

**INTERCEPTIONS** – Miami: Surtain 1-0 yards.

Green Bay: Sharper 1-89 yards, 1 TD; Wayne 1-4 yards.

**SACKS** – Miami: Greenwood 1; McGarrahan 1; Taylor 1.

Green Bay: Gbaja-Biamila 3; Hunt 1; TEAM 1.

**MISSED FIELD GOALS** – Miami: None.

Green Bay: None.

**GAME 9**

**JETS 13, DOLPHINS 10**  
November 10, 2002

**Meadowlands**  
East Rutherford, NJ

In a Sunday night matchup, New York defeated Miami for the fifth straight time at the Meadowlands, as the Dolphins suffered their first three-game losing streak since 1999. The Jets took a 7-0 lead with 6:38 to play in the opening quarter on Curtis Martin's six-yard touchdown run. The score occurred one play after Ray Mickens recovered a Dolphins fumble. The Dolphins scored their first points of the night on an Olindo Mare 28-yard field goal, 3:29 into the second quarter, capping an 11-play, 69-yard drive that used 5:10 of the clock. The Dolphins appeared to have tied the game two plays prior to the field goal, but Chris Chambers' nine-yard catch from Ray Lucas in the back of the end zone that originally was ruled a touchdown, was reversed by instant replay. The Jets re-gained their seven-point lead as time expired in the first half on a John Hall 30-yard field goal. New York began the nine-play drive at the Dolphins' 46 after pinning Miami deep in its own territory. The Dolphins took the ball on the opening series of the second half and traveled 71 yards to the Jets' 1 before Marvin Jones stripped the ball from Ricky Williams and Sam Gaines recovered the fumble at the two-yard line. The Dolphins then forced the Jets into a three and out, and took over at the Jets' 39 following a 14-yard punt return by Dedric Ward. That set up a four-yard touchdown pass from Lucas to Rob Konrad five plays afterward, tying the game at ten apiece with 5:29 to play in the third quarter. The score remained that way until the 2:17 mark of the fourth quarter when Hall provided the Jets with the game-winning points on a 27-yard field goal. The score culminated an 11-play, 84-yard drive that utilized 5:09 of the clock. The key play occurred on the second snap of the march when Chad Pennington connected with Laveranues Coles for a 42-yard completion to the Dolphins' 48. Pennington completed four of his five pass attempts on the drive, totaling 67 yards. The Dolphins got as far as the Jets' 37 on their final series, but a sack on second down that pushed them back to the 47 preceded two incomplete passes.

MIAMI	0	3	7	0	–	10
N.Y. JETS	7	3	0	3	–	13

TEAM	SCORE	DRIVE (Plays/Yards/Time)	QTR	CLOCK TIME
NYJ	Martin, 6 run (Hall kick)	1/6/0:06	1	6:38
MIA	FG Mare 28	11/69/5:10	2	11:31
NYJ	FG Hall 30	9/34/2:51	2	0:00
MIA	Konrad, 4 pass from Lucas (Mare kick)	5/39/2:22	3	5:29
NYJ	FG Hall 27	11/84/5:09	4	2:17

	MIAMI	NEW YORK
First Downs/Total-Rush-Pass-Penalty	15/3-11-1	19/6-9-4
Third Down Efficiency	3-11/27.3	2-11/18.2



	MIAMI	NEW YORK
Total Yards-Plays-Average	279-54-5.2	264-59-4.5
Rushes-Yards-Average	23-69-3.0	31-97-3.1
Net Yards Passing-Sacked-Yards Lost	210-3-17	167-1-0
Passes Attempted-Completed-Intercepted	28-19-0	27-17-0
Punts/Number-Average	5-32.6	7-41.1
Penalties/Number-Yards	6-30	5-36
Fumbles/Number-Lost	3-2	0-0
Time of Possession	27:34	32:26

#### INDIVIDUAL STATISTICS

**RUSHING** – Miami: R. Williams 20-53; Lucas 2-10; Edwards 1-6.

New York: Martin 19-74, 1 TD; Jordan 6-20; Anderson 1-5; Pennington 4-2; Moss 1-(-4).

**PASSING** – Miami: Lucas 28-19-0, 227 yards, 1 TD.

New York: Pennington 27-17-0, 167 yards, 0 TDs.

**RECEIVING** – Miami: R. Williams 5-36; Chambers 3-48; Edwards 3-26; McKnight 2-52; McMichael 2-18;

Konrad 2-12, 1 TD; Weaver 1-24; Ward 1-11.

New York: Coles 5-80; Martin 4-18; Chrebet 2-30; Moss 2-16; Anderson 2-12; Jordan 1-6; Becht 1-5.

**INTERCEPTIONS** – Miami: None.

New York: None.

**SACKS** – Miami: Taylor 1.

New York: J. Abraham 2; Mickens 1.

**MISSED FIELD GOALS** – Miami: None.

New York – None.

## GAME 10

**DOLPHINS 26, RAVENS 7**

**November 17, 2002**

**Pro Player Stadium**

**Miami, FL**

The Dolphins snapped their three-game losing streak with their third regular season win in as many tries against the Ravens. Miami put up the initial points of the game with 3:43 to play in the first quarter when Ricky Williams scored on a two-yard run, capping an eight-play, 88-yard drive. The key play was a 45-yard completion from Ray Lucas to Randy McMichael, which gave the Dolphins a first down at the Ravens' 39, six plays prior to the score. It marked the first time that the Dolphins held a lead in a game since the second quarter of an October 20 contest against Buffalo. The Ravens equaled the count 5:52 into the second quarter on a 28-yard TD pass from Jeff Blake to Travis Taylor on fourth-and-inches. The Ravens began the four-play drive following a 43-yard punt return by Lamont Brightful. The Dolphins answered on the ensuing series with a six-play, 61-yard drive that ended with a Lucas one-yard touchdown run. Lucas completed all three of his pass attempts on the march, totaling 48 yards, including a 25-yarder to Jed Weaver that put the Dolphins at the Ravens' 21. Miami opened a double-digit advantage eight seconds before the half on an Olindo Mare 42-yard field goal, which culminated an 11-play, 43-yard drive. Lucas threw for 33 yards and rushed for seven more on the drive, including a two-yard gain on third-and-2 from the Ravens' 34. Mare added his second field goal of the game when he connected from 49 yards out with 5:07 remaining in the third quarter, four plays after Patrick Surtain picked off a Jeff Blake pass and returned it 16 yards to the Ravens' 40. The Dolphins notched their third touchdown of the afternoon 5:58 into the fourth quarter on Williams' four-yard run. The score occurred one play after a 39-yard completion from Lucas to James McKnight. The pass for the two-point conversion was off the mark. The drive, however, consumed nine plays, 82 yards and 5:11 of the clock, as the Ravens did not re-gain possession until there was 9:02 to play in the game, trailing by 19 points. The Dolphins did not allow the Ravens to get past the midfield stripe on either of their final two possessions of the game.

<b>BALTIMORE</b>	<b>0</b>	<b>7</b>	<b>0</b>	<b>0</b>	<b>-</b>	<b>7</b>
<b>MIAMI</b>	<b>7</b>	<b>10</b>	<b>3</b>	<b>6</b>	<b>-</b>	<b>26</b>

TEAM	SCORE	DRIVE		QTR	CLOCK
		(Plays/Yards/Time)			
MIA	R. Williams, 2 run (Mare kick)	8/88/4:25	1	3:43	
BALT	T. Taylor, 28 pass from Blake (Stover kick)	4/37/1:40	2	9:08	
MIA	Lucas, 1 run (Mare kick)	6/61/2:49	2	6:19	
MIA	FG Mare 42	11/43/3:12	2	0:08	
MIA	FG Mare 49	4/9/1:50	3	5:07	
MIA	R. Williams, 4 run (pass failed)	9/82/5:11	4	9:02	

**ATT. – 73,013**

	BALTIMORE	MIAMI
First Downs/Total-Rush-Pass-Penalty	10/3-6-1	17/8-7-2
Third Down Efficiency	2-13/15.4	6-16/37.5
Total Yards-Plays-Average	157-57-2.8	337-65-5.2
Rushes-Yards-Average	22-66-3.0	39-116-3.0
Net Yards Passing-Sacked-Yards Lost	91-7-36	221-0-0

	BALTIMORE	MIAMI
Passes Attempted-Completed-Intercepted	28-14-1	26-18-0
Punts/Number-Average	9-45.7	7-43.0
Penalties/Number-Yards	7-50	3-34
Fumbles/Number-Lost	3-0	1-0
Time of Possession	25:53	34:07

#### INDIVIDUAL STATISTICS

**RUSHING** – Baltimore: Lewis 17-47; Blake 2-8; Ricard 2-8; C. Taylor 1-3.

Miami: R. Williams 26-102, 2 TDs; Lucas 11-12, 1 TD; McKnight 1-2; Chambers 1-0.

**PASSING** – Baltimore: Blake 28-14-1, 127 yards, 1 TD.

Miami: Lucas 26-18-0, 221 yards, 0 TDs.

**RECEIVING** – Baltimore: T. Taylor 4-48, 1 TD; C. Taylor 3-5; T. Jones Jr. 2-22; Hunter 2-15; Lewis 1-26; Heap 1-6; Johnson 1-5.

Miami: R. Williams 5-28; McKnight 4-59; Chambers 4-50; McMichael 2-50; Konrad 2-9; Weaver 1-25.

**INTERCEPTIONS** – Baltimore: None.

Miami: Surtain 1-16 yards.

**SACKS** – Baltimore: None.

Miami: Ogunleye 3.0; Taylor 1.5; D. Bowens 0.5; Chester 0.5; Freeman 0.5; Surtain 0.5; J. Williams 0.5.

**MISSED FIELD GOALS** – Baltimore: None.

Miami: None.

### GAME 11

**DOLPHINS 30, CHARGERS 3**  
November 24, 2002

**Pro Player Stadium**  
Miami, FL

The Dolphins recorded their fourth straight win over the Chargers. Miami's offense accumulated its most rushing yards in the regular season since 1984, while the defense allowed its fewest total yards since the 2000 opener. On the game's second play from scrimmage, Zach Thomas intercepted a Drew Brees pass and returned it seven yards to the Chargers' 31. That led to an Olindo Mare 20-yard field goal eight plays afterward. The Chargers tied the contest on the ensuing series on Steve Christie's 38-yard field goal with 4:27 to play in the opening quarter, capping a ten-play, 57-yard drive in which the Chargers were aided by a 15-yard personal foul penalty on the Dolphins. The Dolphins re-gained the lead for good on their next possession on a 20-yard scoring pass from Ray Lucas to James McKnight with 1:43 to play in the first quarter. The touchdown culminated a six-play drive that started at the Chargers' 40 following a 26-yard kickoff return by McKnight on a reverse. The Dolphins opened a 14-point advantage with 6:45 to play in the first half on a Ricky Williams one-yard touchdown run on third-and-goal. The score capped a 14-play, 86-yard drive that used 7:24 of the clock. Lucas connected on four of five passes, totaling 51 yards, en route to the touchdown. The Chargers had an opportunity to cut into the lead on their next series, but Christie's 42-yard field goal attempt missed wide left. Miami made it four scores in as many possessions when Mare hit on a 38-yard field goal, 15 seconds prior to the half. The scoring march went 48 yards in 13 plays, utilizing 2:43 of the clock. Miami broke out to a 24-point lead with 2:14 remaining in the third quarter on a 12-yard touchdown run by Williams. The score occurred four plays after Scott Galyon recovered a Reche Caldwell fumble on a punt at the Chargers' 28, which was forced by Scott McGarrahan. The Dolphins concluded the scoring on Mare's third field goal of the afternoon, a 23-yarder, 1:58 into the final frame. The key play on the 83-yard drive was a 77-yard completion from Lucas to McKnight that gave the Dolphins a first-and-goal from the 5.

<b>SAN DIEGO</b>	<b>3</b>	<b>0</b>	<b>0</b>	<b>0</b>	<b>-</b>	<b>3</b>
<b>MIAMI</b>	<b>10</b>	<b>10</b>	<b>7</b>	<b>3</b>	<b>-</b>	<b>30</b>

TEAM	SCORE	DRIVE		QTR	CLOCK
		(Plays/Yards/Time)			
MIA	FG Mare 20	8/29/4:01	1	10:06	
SD	FG Christie 38	10/57/5:39	1	4:27	
MIA	McKnight, 20 pass from Lucas (Mare kick)	6/60/2:44	1	1:43	
MIA	R. Williams, 1 run (Mare kick)	14/86/7:24	2	6:45	
MIA	FG Mare 38	13/48/2:43	2	0:15	
MIA	R. Williams, 12 run (Mare kick)	4/28/2:04	3	2:14	
MIA	FG Mare 23	6/83/2:52	4	13:02	

ATT. – 73,138

	SAN DIEGO	MIAMI
First Downs/Total-Rush-Pass-Penalty	12/4-5-3	24/15-7-2
Third Down Efficiency	2-9/22.2	5-13/38.5
Total Yards-Plays-Average	144-45-3.2	413-68-6.1
Rushes-Yards-Average	20-64-3.2	44-222-5.0
Net Yards Passing-Sacked-Yards Lost	80-3-27	191-1-3
Passes Attempted-Completed-Intercepted	22-15-1	23-14-0
Punts/Number-Average	5-39.0	3-39.0



	<b>SAN DIEGO</b>	<b>MIAMI</b>
Penalties/Number-Yards	6-41	7-70
Fumbles/Number-Lost	2-1	1-0
Time of Possession	24:06	35:54

#### INDIVIDUAL STATISTICS

**RUSHING** – San Diego: Tomlinson 14-45; Chatman 4-18; Brees 2-1.

Miami: R. Williams 29-143, 2 TDs; Minor 8-33; Lucas 4-31; Chambers 1-13; Edwards 2-2.

**PASSING** – San Diego: Brees 22-15-1, 107 yards, 0 TDs.

Miami: Lucas 23-14-0, 194 yards, 1 TD; Rosenfels 0-0-0, 0 yards, 0 TDs.

**RECEIVING** – San Diego: Alexander 8-61; Caldwell 2-17; Tomlinson 2-14; Dwight 2-12; Peelle 1-3.

Miami: Chambers 4-34; McKnight 3-11, 1 TD; Konrad 3-19; R. Williams 2-8; Baker 1-17; Edwards 1-5.

**INTERCEPTIONS** – San Diego: None.

Miami: Thomas 1-7 yards.

**SACKS** – San Diego: Williams.

Miami: Taylor 2; Surtain.

**MISSED FIELD GOALS** – San Diego: Christie 42(WL).

Miami: Mare 54(S).

## GAME 12

**BILLS 38, DOLPHINS 21**

December 1, 2002

**Ralph Wilson Stadium**

**Orchard Park, NY**

The Bills swept the season series from the Dolphins in a game where the fourth quarter was played in a driving snowstorm. With a game-time temperature of 25 degrees, it marked the eighth-coldest game in Dolphins history and the coldest since 1992. The Dolphins first possession of the game started at the Bills' 45 after they pinned Buffalo deep in its territory on the initial series of the contest, on the strength of two sacks. On Miami's first play from scrimmage, Ricky Williams broke loose for a 45-yard TD run to give the Dolphins a 7-0 lead. The Bills then marched 54 yards in 12 plays en route to a 39-yard field goal by Mike Hollis. Travis Henry rushed for 26 yards on five carries on the drive. The Dolphins took an 11-point lead just six seconds before the end of the first quarter on a one-yard TD pass from Ray Lucas to Jed Weaver. Williams went up the middle for a 17-yard gain on the first play of the drive, and then Lucas went on to complete all five of his pass attempts, totaling 42 yards. The Bills scored their first touchdown of the afternoon on a Drew Bledsoe two-yard run on third-and-goal, with 3:37 remaining in the opening half. The score capped an eight-play, 45-yard drive in which the Dolphins were penalized three times for 31 yards. The Bills claimed their first lead of the afternoon with 11 seconds to play in the first half when Bledsoe connected with Peerless Price for a 20-yard touchdown. The score occurred four plays after Ron Edwards stripped the ball from Lucas on fourth-and-4 from the Bills' 36. Chidi Ahanotu then recovered the fumble and returned it 17 yards to the Dolphins' 31. The Bills were at the Dolphins' 36 on their first series of the second half, but Jason Taylor sacked Bledsoe for a 12-yard loss on fourth-and-3. The Bills had an opportunity to go up by six points with 7:01 to play in the third quarter, but Hollis missed wide right on a 46-yard field goal attempt. Three plays afterward, Williams gave the Dolphins a 21-17 lead on a 55-yard burst up the middle. Buffalo answered two plays later on a 73-yard touchdown pass from Bledsoe to Price. The Bills went up by 10 points 2:34 later on as 57-yard TD pass from Bledsoe to Eric Moulds, one play after Antoine Winfield recovered a Randy McMichael fumble. Buffalo forced their second turnover in as many series when Nate Clements intercepted a Jay Fiedler pass and returned it one yard to the Bills' 39. Four plays later Bledsoe and Moulds hooked up for a 47-yard completion to the Dolphins' 3. That led to a Travis Henry one-yard touchdown run, three plays afterward, as Buffalo notched its third straight touchdown drive. Williams finished the day with 228 yards rushing and a pair of scores on 27 attempts as he broke two Dolphins rushing records. He surpassed Lamar Smith's single-game record of 209 yards, which was achieved in a First-Round Playoff game on December 30, 2000 against Indianapolis. He also moved past Delvin Williams as the clubs' single-season leader, as he eclipsed Delvin's mark of 1,258, achieved in 1978.

<b>MIAMI</b>	<b>14</b>	<b>0</b>	<b>7</b>	<b>0</b>	<b>–</b>	<b>21</b>
<b>BUFFALO</b>	<b>3</b>	<b>14</b>	<b>14</b>	<b>7</b>	<b>–</b>	<b>38</b>

TEAM	SCORE	DRIVE		QTR	CLOCK
		(Plays/Yards/Time)			
MIA	R. Williams, 45 run (Mare kick)	1/45/0:09	1	11:11	
BUF	FG Hollis 39	12/54/5:10	1	6:01	
MIA	Weaver, 1 pass from Lucas (Mare kick)	10/75/5:55	1	0:06	
BUF	Bledsoe, 2 run (Hollis kick)	8/45/4:24	2	3:37	
BUF	Price, 20 pass from Bledsoe (Hollis kick)	4/31/0:27	2	0:11	
MIA	R. Williams, 55 run (Mare kick)	3/64/1:28	3	5:33	
BUF	Price, 73 pass from Bledsoe (Hollis kick)	2/76/0:58	3	4:35	
BUF	Moulds, 57 pass from Bledsoe (Hollis kick)	1/57/0:09	3	2:01	
BUF	Henry, 1 run (Hollis kick)	7/61/4:19	4	10:30	

ATT. – 73,287

	MIAMI	BUFFALO
First Downs/Total-Rush-Pass-Penalty	14/9-4-1	21/8-10-3
Third Down Efficiency	4-11/36.4	8-15/53.3
Total Yards-Plays-Average	300-56-5.4	431-68-6.3
Rushes-Yards-Average	34-270-7.9	37-161-4.4
Net Yards Passing-Sacked-Yards Lost	30-2-25	270-4-36
Passes Attempted-Completed-Intercepted	20-11-1	27-15-0
Punts/Number-Average	4-30.3	3-30.0
Penalties/Number-Yards	5-38	7-56
Fumbles/Number-Lost	3-2	0-0
Time of Possession	27:19	32:41

#### INDIVIDUAL STATISTICS

**RUSHING** – Miami: R. Williams 27-228, 2 TDs; Minor 4-34; Lucas 3-8.

Buffalo: Henry 35-151, 1 TD; Centers 1-8; Bledsoe 1-2.

**PASSING**: Miami: Lucas 11-6-0, 40 yards, 1 TD; Fiedler 9-5-1, 15 yards, 0 TDs.

Buffalo: Bledsoe 27-15-0, 306 yards, 3 TDs.

**RECEIVING** – Miami: R. Williams 4-7; Weaver 2-18, 1 TD; Chambers 2-17; McMichael 2-2; Ward 1-11.

Buffalo: Moulds 5-130, 1 TD; Centers 3-35; Price 2-93, 2 TDs; Henry 2-27; Moore 1-8; Riemersma 1-8; Reed 1-5.

**INTERCEPTIONS** – Miami: None.

Buffalo: Clements 1-1 yard.

**SACKS** – Miami: Taylor 2; Burnett; Ogunleye.

Buffalo: Newman; Edwards 0.5; Schobel 0.5.

**MISSED FIELD GOALS** – None.

Buffalo: Hollis 46(WR).

### GAME 13

**DOLPHINS 27, BEARS 9**  
December 9, 2002

**Pro Player Stadium**  
Miami, FL

Miami recorded its 37th win on Monday Night Football, the most in MNF history. The Dolphins penetrated the Bears' 20 on their initial series of the game, but a fumble at the Bears' 7 ended the threat. On the next play from scrimmage, Brock Marion picked off a Jim Miller pass at the Bears' 38. That led to a four-play, 38-yard drive that ended with a Jed Weaver five-yard TD reception from Jay Fiedler, who was making his first start at quarterback since sustaining a fractured right thumb at Denver on October 13. The key play came on the first play of the drive when Fiedler connected with Chris Chambers for a 26-yard completion to the Bears' 12. The Dolphins had a chance to extend their lead early in the second quarter, but after Ricky Williams broke off an 18-yard run to the Bears' 12, Brian Urlacher stripped him of the ball and R.W. McQuarters recovered the fumble in the end zone. Miami doubled their advantage with 4:12 to play in the first half on a 15-yard scoring run by Williams, capping a seven-play, 84-yard drive in which Fiedler completed three of his four pass attempts, totaling 53 yards. Bobbie Howard intercepted a Fiedler pass on the first series of the second half, putting the Bears at the Dolphins' 36. That resulted in the Bears' first score of the night, a Paul Edinger 52-yard field goal, four plays afterward. The Dolphins took a commanding 18-point lead two plays later when Williams went over right tackle for a career-long 63-yard touchdown run. The Bears got as far as the Dolphins' 18 early in the fourth quarter, but were stopped by the Dolphins on fourth-and-1. Jamar Fletcher intercepted a Chris Chandler pass midway through the final period that he returned 30 yards to the Bears' 10. That led to an Olindo Mare 23-yard field goal four plays later. Mare added his second field goal in as many series, from 29 yards out, with 5:41 to play in the game, four plays after Adewale Ogunleye sacked Chandler, forced the ball loose and recovered at the Bears' 18. Chicago notched its lone touchdown of the night on a six-yard TD pass from Henry Burris to Marty Booker with 44 seconds remaining in the game.

CHICAGO	0	0	3	6	–	9
MIAMI	7	7	7	6	–	27

TEAM	SCORE	DRIVE (Plays/Yards/Time)	QTR	CLOCK TIME
MIA	Weaver, 5 pass from Fiedler (Mare kick)	4/38/2:01	1	7:30
MIA	R. Williams, 15 run (Mare kick)	7/84/3:14	2	4:12
CHI	FG Edinger 52	4/2/0:54	3	10:15
MIA	R. Williams, 63 run (Mare kick)	2/65/0:59	3	9:16
MIA	FG Mare 23	4/5/1:39	4	7:26
MIA	FG Mare 29	4/7/1:31	4	5:41
CHI	Booker, 6 pass from Burris (pass failed)	6/58/1:26	4	0:44

ATT. – 73,609

	CHICAGO	MIAMI
First Downs/Total-Rush-Pass-Penalty	12/6-5-1	22/11-10-1
Third Down Efficiency	2-12/16.7	7-16/43.8
Total Yards-Plays-Average	159-58-3.4	436-73-6.0



	CHICAGO	MIAMI
Rushes-Yards-Average	24-107-4.5	43-248-5.8
Net Yards Passing-Sacked-Yards Lost	88-2-13	188-1-8
Passes Attempted-Completed-Intercepted	32-11-3	29-15-1
Punts/Number-Average	7-43.4	5-42.4
Penalties/Number-Yards	5-55	8-58
Fumbles/Number-Lost	2-1	3-2
Time of Possession	24:18	35:42

#### INDIVIDUAL STATISTICS

**RUSHING** – Chicago: Burris 5-52; Johnson 15-44; Peterson 3-11; Miller 1-0.

Miami: R. Williams 31-216, 2 TDs; Minor 8-21; McKnight 1-10; Fiedler 1-10; Rosenfels 2-(-9).

**PASSING** – Chicago: Miller 12-3-1, 9 yards; Chandler 17-7-2, 86 yards; Burris 3-1-0, 6 yards, 1 TD.

Miami: Fiedler 29-15-1, 196 yards, 1 TD; Rosenfels 0-0-0, 0 yards, 0 TDs.

**RECEIVING** – Chicago: Booker 5-46, 1 TD; Gilmore 2-24; Merritt 1-11; Johnson 1-9; Peterson 1-7; White 1-4.

Miami: Konrad 5-27; McKnight 4-90; Chambers 2-34; McMichael 1-26; Carter 1-8; Ward 1-6; Weaver 1-5, 1 TD.

**INTERCEPTIONS** – Chicago: Howard 1-9 yards; Azumah 0-18 yards.

Miami: Fletcher 1-30 yards; Haley 1-0 yards; Marion 1-0 yards.

**SACKS** – Chicago: A. Brown 1.

Miami: Ogunleye 1; Taylor 1.

**MISSED FIELD GOALS** – Chicago: None.

Miami: None.

## GAME 14

**DOLPHINS 23, RAIDERS 17**  
December 15, 2002

**Pro Player Stadium**  
Miami, FL

Miami secured its sixth straight winning season, its tenth in the last 11 seasons and 26th overall. The Dolphins got on the board first on an Olindo Mare 25-yard field goal, 4:36 into the game, four plays after Jay Fiedler connected with Chris Chambers for a 40-yard completion to the Raiders' 11. The Dolphins started the scoring drive at their own 44 after Jason Taylor recorded a pair of sacks for 13 yards in losses on consecutive plays on the Raiders' opening drive. Oakland tied the game less than four minutes afterward on a Sebastian Janikowski 26-yard field goal. The drive began at the Dolphins' 13 when Anthony Dorsett recovered a Ricky Williams fumble. The Dolphins re-gained the lead on the ensuing series when Fiedler hit Cris Carter for a five-yard TD pass on third-and-goal. The five-play scoring drive began at the Raiders' 46 following a 41-yard kickoff return by Travis Minor. The first play was a 29-yard completion to Chambers, which put the Dolphins at the 17. The Dolphins took a 14-point advantage with 5:01 to play in the first half when Minor capped a 13-play, 97-yard drive that used 7:53 of the clock, with a four-yard touchdown run. Fiedler completed all five of his passes totaling 56 yards on the march, which was the Dolphins' longest since September 24, 1989 when they put together a 99-yard TD drive. The Raiders then responded with a nine-play, 48-yard drive that ended with a 38-yard field goal by Janikowski. Tyrone Wheatley carried the ball three times for 27 yards en route to the score. The Raiders' first series of the second half resulted in Janikowski's third field goal of the afternoon, from 45 yards out, closing Miami's lead to eight points. The Dolphins answered on their next possession with a 14-play, 57-yard drive that ended with a 27-yard field goal by Mare. The Dolphins converted three third downs on the drive. The Raiders scored their first touchdown of the game on the first play of the fourth quarter when Rich Gannon connected with Jerry Porter for a 20-yard TD pass, capping an eight-play, 80-yard drive in which Gannon completed seven of eight passes for 90 yards. Gannon and Porter combined for the two-point conversion. The Dolphins had a chance to expand their lead, but Mare's 40-yard field goal with 8:48 to play in the game went wide right. With less than five minutes to play in the game, Trent Gamble jarred the ball loose from Tim Brown on a punt return, and Ed Perry recovered at the Raiders' 39. That led to a 41-yard field goal by Mare, five plays later, with 2:28 to play in the game. The outcome was sealed when Patrick Surtain intercepted a Gannon pass and returned it 22 yards to the Dolphins' 40.

<b>OAKLAND</b>	<b>3</b>	<b>3</b>	<b>3</b>	<b>8</b>	<b>-</b>	<b>17</b>
<b>MIAMI</b>	<b>10</b>	<b>7</b>	<b>3</b>	<b>3</b>	<b>-</b>	<b>23</b>

TEAM	SCORE	DRIVE		QTR	CLOCK
		(Plays/Yards/Time)			
MIA	FG Mare 25	5/49/2:24	1	10:24	
OAK	FG Janikowski	6/5/2:35	1	6:27	
MIA	Carter, 5 pass from Fiedler (Mare kick)	5/46/2:26	1	4:01	
MIA	Minor, 4 run (Mare kick)	13/97/7:53	2	5:01	
OAK	FG Janikowski 38	9/48/4:16	2	0:45	
OAK	FG Janikowski 45	9/32/2:37	3	11:13	
MIA	FG Mare 27	14/57/7:35	3	3:38	
OAK	Porter, 20 pass from Gannon (Porter pass from Gannon)	8/80/3:46	4	14:52	
MIA	FG Mare 41	5/16/2:18	4	2:28	

ATT. – 73,572

	OAKLAND	MIAMI
First Downs/Total-Rush-Pass-Penalty	14/3-11-0	21/7-12-2
Third Down Efficiency	2-10/20.0	6-14/42.9
Total Yards-Plays-Average	218-48-4.5	334-68-4.9
Rushes-Yards-Average	12-56-4.7	33-121-3.7
Net Yards Passing-Sacked-Yards Lost	162-5-42	213-3-24
Passes Attempted-Completed-Intercepted	31-17-1	32-21-0
Punts/Number-Average	5-48.6	3-41.3
Penalties/Number-Yards	9-55	4-30
Fumbles/Number-Lost	4-1	1-1
Time of Possession	23:07	36:53

#### INDIVIDUAL STATISTICS

**RUSHING** – Oakland: Wheatley 4-33; Garner 6-13; Gannon 2-10.

Miami: R. Williams 27-101; Minor 2-10, 1 TD; Fiedler 4-10.

**PASSING** – Oakland: Gannon 31-17-1, 204 yards, 1 TD.

Miami: Fiedler 32-21-0, 237 yards, 1 TD.

**RECEIVING** – Oakland: Garner 6-46; Jolley 3-62; Brown 3-30; Rice 3-30; Porter 2-36, 1 TD.

Miami: Chambers 7-138; R. Williams 5-39; McKnight 4-36; Carter 3-12, 1 TD; McMichael 2-12.

**INTERCEPTIONS** – Oakland: None.

Miami: Surtain 1-22 yards.

**SACKS** – Oakland: Coleman 2; Upshaw 1.

Miami: Taylor 3; Ogunleye 1; J. Williams 1.

**MISSED FIELD GOALS** – Oakland: None.

Miami: Mare 40(WR).

## GAME 15

**VIKINGS 20, DOLPHINS 17**  
December 21, 2002

**Hubert H. Humphrey Metrodome**  
**Minneapolis, MN**

In a Saturday afternoon contest, the Dolphins dropped their fourth straight road game and their fifth in seven outings on the season. The Dolphins took a 7-0 lead on the game's fifth play from scrimmage when Jay Fiedler connected with Chris Chambers for a 59-yard TD pass. The Vikings got to the Dolphins' 20 on the ensuing series, but Sam Madison intercepted a Daunte Culpepper pass in the end zone to thwart the threat. Minnesota was at the Dolphins' 30 early in the second quarter, but Jay Williams stripped Culpepper of the ball on a sack, and Jason Taylor recovered at the Dolphins' 31. On the next play from scrimmage, however, Jack Brewer intercepted a Fiedler pass at the Vikings' 25. Minnesota then embarked on a 12-play, 58-yard drive that ended with a Gary Anderson 35-yard field goal with 4:21 remaining in the first half. Four plays later, Lance Johnstone recovered a James McKnight fumble at the Dolphins' 37. Minnesota made it as far as the Dolphins' 11 before a pair of penalties pushed them back 20 yards. Brock Marion then picked off a Culpepper pass in the end zone with 21 seconds left in the first half. The Vikings took the ball on the opening series of the second half and moved 78 yards in 13 plays, consuming 7:15 of the clock, en route to a Moe Williams three-yard TD run. Culpepper completed five of seven passes for 52 yards on the scoring march. The Vikings were assessed a 15-yard unsportsmanlike conduct penalty on the touchdown, forcing Minnesota to kick off from the 15. The Dolphins then took over at their own 44 and put together a 10-play, 56-yard drive that used 6:26 and ended with a three-yard TD pass from Fiedler to Jed Weaver, as Miami re-gained its four-point advantage. Two plays prior to the score, the Vikings were called for an unnecessary roughness penalty after they had stopped Miami on third-and-15 from the 16, giving the Dolphins a first-and-goal from the three-yard line. The Vikings responded with a nine-play, 80-yard drive that was capped by a 13-yard TD pass from Randy Moss to D'Wayne Bates on third-and-goal, 3:07 into the fourth quarter. The key play was a 60-yard completion from Culpepper to Moss three plays prior to the score, on third-and-14 from the Vikings' 30. The Dolphins tied the game on an Olindo Mare 25-yard field goal on the ensuing possession, with 6:09 to play in the game. The 10-play, 45-yard drive began at the Dolphins' 48 following a 45-yard kickoff return by Travis Minor. The key play was a 15-yard completion from Fiedler to Cris Carter on third-and-seven from the Dolphins' 36. The game-winning points came via the foot of Anderson, who booted a 53-yard field goal with 17 seconds on the game clock, capping a 12-play, 45-yard drive in which the Vikings converted on fourth-and-2 from the Dolphins' 45 four plays prior to the field goal. Culpepper completed all four of his pass attempts, totaling 39 yards, on the march. Taylor finished the game with 1.5 sacks, the eighth consecutive game in which he recorded a sack. It also gave him 18.5 on the year, tying him with Bill Stanfill (18.5 in 1973) for the top spot on the Dolphins' career chart.

<b>MIAMI</b>	<b>7</b>	<b>0</b>	<b>7</b>	<b>3</b>	<b>–</b>	<b>17</b>
<b>MINNESOTA</b>	<b>0</b>	<b>3</b>	<b>7</b>	<b>10</b>	<b>–</b>	<b>20</b>

TEAM	SCORE	DRIVE			QTR	CLOCK TIME
		(Plays/Yards/Time)				
MIA	Chambers, 59 pass from Fiedler (Mare kick)	5/80/3:17	1		11:43	
MIN	FG Anderson 35	12/58/5:55	2		4:21	
MIN	M. Williams, 3 run (Anderson kick)	13/78/7:15	3		7:45	
MIA	Weaver, 3 pass from Fiedler (Mare kick)	10/56/6:26	3		1:19	
MIN	Bates, 13 pass from Moss (Anderson kick)	9/80/4:26	4		11:53	



TEAM	SCORE	DRIVE	QTR	CLOCK
		(Plays/Yards/Time)		
MIA	FG Mare 25	10/45/5:44	4	6:09
MIN	FG Anderson 53	12/45/5:52	4	0:17

ATT. – 64,285

	MIAMI	MINNESOTA
First Downs/Total-Rush-Pass-Penalty	13/3-8-2	21/7-14-0
Third Down Efficiency	1-5/20.0	8-14/57.1
Total Yards-Plays-Average	239-39-6.1	368-66-5.6
Rushes-Yards-Average	17-69-4.1	32-129-4.0
Net Yards Passing-Sacked-Yards Lost	170-1-7	239-4-18
Passes Attempted-Completed-Intercepted	21-15-1	30-21-2
Punts/Number-Average	2-43.0	1-45.0
Penalties/Number-Yards	8-65	7-54
Fumbles/Number-Lost	2-1	3-1
Time of Possession	24:06	35:54

#### INDIVIDUAL STATISTICS

**RUSHING** – Miami: R. Williams 15-67; Fiedler 2-2.

Minnesota: Culpepper 10-67; Bennett 18-54; Kleinsasser 2-6; M. Williams 2-2, 1 TD.

**PASSING** – Miami: Fiedler 21-15-1, 177 yards, 2 TDs.

Minnesota: Culpepper 29-20-2, 244 yards; Moss 1-1-0, 13 yards, 1 TD.

**RECEIVING** – Miami: McKnight 5-47; R. Williams 3-16; Chambers 2-68, 1 TD; Konrad 2-15; Carter 1-15; McMichael 1-13; Weaver 1-3, 1 TD.

Minnesota: Moss 7-110; Bates 7-79, 1 TD; Chamberlain 3-33; Kleinsasser 2-20; Bennett 2-15.

**INTERCEPTIONS** – Miami: Madison 1-0 yards; Marion 1-0 yards.

Minnesota: Brewer 1-1yard.

**SACKS** – Miami: Ogunleye 1.5; Taylor 1.5; Burnett 0.5; J. Williams. 0.5.

Minnesota: Bromell 0.5; Mixon 0.5.

**MISSED FIELD GOALS** – Miami: None.

Minnesota: None.

## GAME 16

**PATRIOTS 27, DOLPHINS 24 (OT)**  
December 29, 2002

**Gillette Stadium**  
**Foxboro, MA**

New England denied the Dolphins a chance to win the AFC East title. Along with the Jets' 42-17 victory over Green Bay later in the day, the Dolphins were eliminated from the playoffs for the first time since 1996. The Patriots were at the Dolphins' 33 midway through the first quarter, when Zach Thomas recovered a Tom Brady fumble that was forced by Adewale Ogunleye, and returned it 22 yards to the New England 49. Miami then advanced to the Patriots' 33 before opting to punt on fourth-and-five. The Dolphins notched the first points of the game with 3:17 to play in the first quarter on an eight-yard TD run by Ricky Williams. The score occurred two plays after Chris Chambers picked up 45 yards on an end-around, which opened the 64-yard drive. The Dolphins made it two touchdowns in as many possessions with 8:52 remaining in the first half when Williams capped a nine-play, 87-yard drive with a 14-yard TD run, his 16th rushing touchdown of the year, a Dolphins single-season record. Including the scoring run, Williams rushed for 55 yards on five attempts on the drive. The Patriots cut the Dolphins' lead in half with 2:25 left in the opening half when Antowain Smith scored on a 11-yard run, culminating a seven-play, 58-yard drive. Miami responded with a six-play, 76-yard drive that ended with a 32-yard TD pass from Jay Fiedler to James McKnight, 1:06 prior to the half. The key play occurred on the second play of the drive when Williams broke loose for a 30-yard gain to the New England 46. The Patriots closed out the half with a seven-play, 47-yard drive that was capped by an Adam Vinatieri 41-yard field goal as time expired. New England got to within eight points of the lead with 3:37 to play in the third quarter on a 36-yard field goal by Vinatieri. The Patriots started the 11-play, 45-yard drive at their own 37 after Olindo Mare missed short on a 47-yard field goal attempt. The Patriots also converted a pair of third downs en route to the field goal. The Dolphins opened an 11-point advantage with 4:59 to play in the game on an Olindo Mare 28-yard field goal, six plays after Brock Marion intercepted a Brady pass that was first tipped by Thomas and returned it nine yards to the Patriots' 31. New England got the ball back at their own 32 and embarked on a 10-play drive that ended with a three-yard TD pass from Brady to Troy Brown with 2:46 to play in the game. Brady connected with Christian Fauria for the two-point conversion to close the margin to three points. After stopping the Dolphins at their own 11 on the ensuing series, the Patriots took over at the Miami 34-yard line with 2:11 left on the game clock. Four plays afterward, New England evened the contest on Vinatieri's third field goal of the afternoon, from 43 yards away with 1:09 to play, sending the game into overtime. The Patriots won the toss and began the period's only series at their own 40 after the kickoff went out of bounds. The Patriots then moved 43 yards in seven plays, setting up Vinatieri's game-winning field goal, a 35-yarder, 2:03 into overtime. The key play was a 20-yard pass from Brady to Kevin Faulk, which put the Patriots at the Dolphins' 25, four plays prior to the score.

MIAMI	7	14	0	3	0	24
NEW ENGLAND	0	10	3	11	3	27

TEAM	SCORE	DRIVE	QTR	CLOCK
		(Plays/Yards/Time)		
MIA	R. Williams, 8 run (Mare kick)	3/64/1:08	1	3:17
MIA	R. Williams, 14 run (Mare kick)	9/87/5:13	2	8:52
NE	Smith, 11 run (Vinatieri kick)	7/58/3:00	2	2:25
MIA	McKnight, 32 pass from Fiedler (Mare kick)	6/76/1:19	2	1:06
NE	FG Vinatieri 41	7/47/1:06	2	0:00
NE	FG Vinatieri 36	11/45/5:03	3	3:37
MIA	FG Mare 28	6/21/2:58	4	4:59
NE	Brown, 3 pass from Brady (Fauria pass from Brady)	10/68/2:13	4	2:46
NE	FG Vinatieri 43	4/9/1:02	4	1:09
NE	FG Vinatieri 35	7/43/2:03	OT	12:57

ATT. - 68,436

	MIAMI	NEW ENGLAND
First Downs/Total-Rush-Pass-Penalty	20/13-5-2	20/7-11-2
Third Down Efficiency	3-13/23.1	7-17/41.2
Total Yards-Plays-Average	359-64-5.6	332-77-4.3
Rushes-Yards-Average	37-256-6.9	31-116-3.7
Net Yards Passing-Sacked-Yards Lost	103-2-7	216-1-5
Passes Attempted-Completed-Intercepted	25-11-0	45-25-1
Punts/Number-Average	8-34.9	6-37.0
Penalties/Number-Yards	6-83	4-20
Fumbles/Number-Lost	0-0	1-1
Time of Possession	31:11	30:52

#### INDIVIDUAL STATISTICS

**RUSHING** - Miami: R. Williams 31-185, 2 TDs; Chambers 3-59; Fiedler 2-9; Minor 1-3.

New England: Smith 19-55, 1 TD; Faulk 8-53; Brady 4-8.

**PASSING** - Miami: Fiedler 25-11-0, 110 yards, 1 TD.

New England: Brady 44-25-1, 221 yards, 1 TD; Patten 1-0-0, 0 yards, 0 TDs.

**RECEIVING** - Miami: Ward 4-34; McMichael 3-25; R. Williams 2-7; McKnight 1-32, 1 TD; Konrad 1-12.

New England: Faulk 9-70; Brown 8-67, 1 TD; Patten 5-56; Givens 1-13; Smith 1-11; Fauria 1-4.

**INTERCEPTIONS** - Miami: Marion 1-9 yards.

New England: None.

**SACKS** - Miami: J. Williams 1.

New England: McGinest; Pleasant.

**MISSED FIELD GOALS** - Miami: Mare 47(SH).

New England: None.

## 2002-03 ROSTER MOVES

(Daily transactions from July 19, 2002, through the last day of the regular season, December 29, 2003, plus off-season moves)

Date	Player/Coach	Transaction	Terms
July 19	DE Jay Williams	Acquired from Carolina in exchange for DE Al Wallace and a 4th-round draft choice in 2003	
		Contract Terminated	
July 22	DE Daryl Gardener	Signed Contract Extension	3 Years
July 24	WR Joey Getherall	Waived/Failed Physical	
	WR Shawn Terry	Waived	
July 25	FB Obafemi Ayanbadejo	Signed	1 Year
	TE Randy McMichael (DC #4)	Signed	4 Years
	CB Omare Lowe (DC #5a)	Signed	3 Years
	WR Sam Simmons (DC #5b)	Signed	3 Years
	RB Leonard Henry (DC #7)	Signed	3 Years
July 26	QB Jay Fiedler	Placed on Active/PUP (hip)	
	TE Alonzo Mayes	Placed on Active/PUP (ankle)	
July 28	C Seth McKinney (DC #3)	Signed	3 Years
July 29	TE Alonzo Mayes	Activated off Active/PUP	
	S Jason Moore	Signed	2 Years
July 31	QB Jay Fiedler	Activated off Active/PUP	
Aug. 6	G Jim Bundren	Waived/Injured	
Aug. 8	G Dwayne Pierce	Signed	
Aug. 9	K Vitaly Pisetsky	Waived	



Date	Player/Coach	Transaction	Terms
Aug. 13	CB Delvin Brown	Waived	
	FB Jerry Westbrook	Waived	
Aug. 20	T Cornell Green	Traded to Tampa Bay for a 7th-round draft choice in 2003	
Aug. 22	QB Sage Rosenfels	Acquired from Washington in exchange for an undisclosed draft choice in 2003	
Aug. 23	QB Tim Levcik	Waived	
Aug. 25	DT James Atkins	Waived	
	RB Marlon Barnes	Waived	
	WR Ronney Daniels	Waived	
	WR Margin Hooks	Waived	
	QB Zak Kustok	Waived	
	T Corey Mitchell	Waived	
	P Casey Roussel	Waived	
	WR Sulecio Sanford	Waived	
	LB Justin Seaverns	Waived	
	WR Sam Simmons	Waived	
	LB Shannon Wadley	Waived	
Aug. 27	TE Alonzo Mayes	Placed on injured reserve (knee)	
	T Brent Smith	Placed on injured reserve (knee)	
	CB Zebbie Lethridge	Waived/Injured (finger)	
Aug. 30	WR Robert Baker	Waived	
	T Anthony Cesario	Waived	
	LB Kevin Rollins	Waived	
	LB Scott Shields	Waived	
Sept. 1	CB Cedric Donaldson	Waived	
	DT Ernest Grant	Waived	
	RB Leonard Henry	Waived	
	DE Rod Kelly	Waived	
	S Jason Moore	Waived	
	G Dwayne Pierce	Waived	
	LB Joshua Symonette	Waived	
	FB Obafemi Ayanbadejo	Contract Terminated	
	WR Jeff Ogden	Contract Terminated	
	DT Henry Taylor	Contract Terminated	
	G Leon Searcy	Reached Injury Settlement (triceps)	
Sept. 2	TE Shawn Draper	Waived	
	LB Scott Galyon	Contract Terminated	
	TE Desmond Clark	Awarded off Waivers from Denver	
	CB Lloyd Harrison	Awarded off Waivers from San Diego	
	RB Leonard Henry	Signed to Practice Squad	
	G Dwayne Pierce	Signed to Practice Squad	
	WR Sam Simmons	Signed to Practice Squad	
	LB Joshua Symonette	Signed to Practice Squad	
Sept. 3	TE Shawn Draper	Signed to Practice Squad	
Sept. 9	C/G Troy Andrew	Waived	
	LB Scott Galyon	Signed	
Sept. 10	TE Shawn Draper	Released off Practice Squad	
	G Dwayne Pierce	Released off Practice Squad	
	LB Joshua Symonette	Released off Practice Squad	
	T Damion Cook	Signed to Practice Squad	
Sept. 11	WR Margin Hooks	Signed to Practice Squad	
	G Dwayne Pierce	Signed to Practice Squad	
Sept. 17	CB Zebbie Lethridge	Waived off Injured Reserve	
	TE Alonzo Mayes	Waived off Injured Reserve	
	WR Margin Hooks	Released off Practice Squad	
	G Dwayne Pierce	Released off Practice Squad	
	C/G Troy Andrew	Signed to Practice Squad	
	LB Joshua Symonette	Signed to Practice Squad	
Sept. 23	CB Lloyd Harrison	Waived	
	CB Paul Miranda	Signed	
	T Damion Cook	Signed to Baltimore's active roster from practice squad	
	G Dwayne Pierce	Signed to Practice Squad	
Oct. 1	WR Albert Johnson	Placed on Injured Reserve (knee)	
	WR Robert Baker	Signed	
	LB Joshua Symonette	Released off Practice Squad	
	G Antwan Kirk-Hughes	Signed to Practice Squad	
Oct. 15	QB Dave Dickenson	Signed	
	CB Paul Miranda	Waived	
	G Antwan Kirk-Hughes	Released off Practice Squad	
	WR Margin Hooks	Signed to Practice Squad	
Oct. 21	WR Oronde Gadsden	Placed on Injured Reserve (wrist)	
	WR Cris Carter	Signed	

1 Year

Date	Player/Coach	Transaction	Terms
Nov. 5	CB Ray Green	Placed on Injured Reserve (elbow)	
Nov. 6	LB Justin Seaverns	Signed off Indianapolis' Practice Squad	
Nov. 13	LB Twan Russell	Placed on Injured Reserve (knee)	
Nov. 19	CB Paul Miranda	Signed	
Dec. 3	QB Dave Dickenson	Waived	
Dec. 4	RB Leonard Henry	Signed to 53-man roster from practice squad	
Dec. 5	QB Dave Dickenson	Signed to Practice Squad	
Dec. 10	QB Dave Dickenson	Released off Practice Squad	
Dec. 11	C Matt O'Neal	Signed to Practice Squad	
Dec. 17	G Jamie Nails	Placed on Injured Reserve (Achilles' tendon)	
	C/G Troy Andrew	Signed to 53-man roster from practice squad	
Dec. 18	G Matt Anderson	Signed to Practice Squad	

## OFF-SEASON MOVES

Date	Player/Coach	Transaction	Terms
Dec. 31	WR Margin Hooks	Signed to "future" contract	
	C Matt O'Neal	Signed to "future" contract	
	G Dwayne Pierce	Signed to "future" contract	
Jan. 6	WR Sam Simmons	Signed to "future" contract	
	RB Sedric Irvin	Signed to "future" contract	
	S Alphonso Roundtree	Signed to "future" contract	
	RB Keith Stokes	Signed to "future" contract	
	WR Shawn Terry	Signed to "future" contract	
Jan. 7	FB Deon Dyer	Re-Signed	2 Years
Jan. 15	FB Obafemi Ayanbadejo	Signed to "future" contract	
	T Mark Bristol	Signed to "future" contract	
	LB Devin Lemons	Signed to "future" contract	
	CB Bashir Levingston	Signed to "future" contract	
	T David Sherrod	Signed to "future" contract	
Jan. 23	T Jarvis Borum	Signed to "future" contract	
	P Kevin Stemke	Signed to "future" contract	
Jan. 28	DT Maurice Anderson	Signed to "future" contract	
	LB Joshua Symonette	Signed to "future" contract	
Feb. 4	LB Brendon Ayanbadejo	Signed to "future" contract	
Feb. 13	Glenn Pires	Named as Assistant Defensive Line Coach	
Feb. 17	DT Johnny Thomas	Signed to "future" contract	
Feb. 26	LB Twan Russell	Released	
	WR Dedric Ward	Released	
	G Jim Bundren	Released (failed physical)	
	WR Joey Getherall	Released	
	G James Wagstaff	Released	
Feb. 27	G Mark Dixon	Re-Signed	3 Years
	S Trent Gamble	Re-Signed	3 Years
	DE Lamanzer Williams	Signed	
	WR Kendall Newson	Signed	
	S Arturo Freeman	Tendered Qualifying Offer As Restricted Free Agent	
	DT Jermaine Haley	Tendered Qualifying Offer As Restricted Free Agent	
	RB Robert Edwards	Tendered Qualifying Offer As Exclusive Rights Player	
	DE Adewale Ogunleye	Tendered Qualifying Offer As Exclusive Rights Player	
March 1	FB Rob Konrad	Re-Signed	4 Years
March 4	P Mark Royals	Re-Signed	1 Year
March 6	DE David Bowens	Re-Signed	3 Years
March 8	WR Derrius Thompson	Signed as an Unrestricted Free Agent (Washington)	3 Years
March 11	S Shawn Wooden	Released	
March 13	CB Zach Thomas	Signed as an Unrestricted Free Agent (New England)	1 Year
March 17	T David Sherrod	Waived	
March 25	TE Marco Battaglia	Signed as an Unrestricted Free Agent (Pittsburgh)	1 Year
March 28	LB Zach Thomas	Signed Contract Extension	5 Years
March 31	DT Jeff Zgonina	Signed as an Unrestricted Free Agent (St. Louis)	4 Years
April 8	RB Robert Edwards	Signed Tender for a Restricted Free Agent	
April 11	WR/KR Charlie Rogers	Signed as an Unrestricted Free Agent (Buffalo)	1 Year
April 16	LB Junior Seau	Acquired from San Diego in exchange for a conditional 2004 DC	
April 23	CB Cedric Donaldson	Signed	
	WR Shawn Terry	Waived	
April 24	S Shawn Wooden	Re-Signed	1 Year
April 25	DT Jermaine Haley	Opted not to match Washington's offer sheet as an RFA	
	Acquired a 3rd-round DC in 2003 from New England (78th overall) for a 2nd-round pick in 2004		
April 27	Acquired a 6th-round pick (181st overall) from Carolina for 2 7th-round picks		
April 27	(226th and 247th overall)		



Date	Player/Coach	Transaction	Terms
April 28	QB Ray Lucas	Contract Terminated	
May 1	CB Korey Banks	Signed as a College Free Agent	
	WR Ronald Bellamy	Signed as a College Free Agent	
	QB Josh Blankenship	Signed as a College Free Agent	
	WR Jimmy Fryzel	Signed as a College Free Agent	
	DE Otis Grigsby	Signed as a College Free Agent	
	LB Byron Hardmon	Signed as a College Free Agent	
	S Terrance Leftwich	Signed as a College Free Agent	
	TE Dejhown Mandley	Signed as a College Free Agent	
	T Morgan Pears	Signed as a College Free Agent	
	FB Josh Rue	Signed as a College Free Agent	
	QB Lon Sheriff	Signed as a College Free Agent	
	G Billy Yates	Signed as a College Free Agent	
May 2	Scout Tom Braatz	Retires	
	Chris Grier	Named National Scout	
May 9	Mike Shula	Named Head Coach at University of Alabama	
May 13	S Sammy Knight	Signed as an Unrestricted Free Agent (New Orleans)	2 Years
June 3	WR Chris Jackson	Signed	2 Years
June 9	QB Brian Gries	Signed	2 Years
	LB Corey Jenkins (DC #6a)	Signed	3 Years
June 11	S Arturo Freeman	Re-signed	1 Year
	CB Bashir Livingston	Released	
	C Matt O'Neal	Released	
	WR Keith Stokes	Released	
June 12	QB Josh Blankenship	Released	
June 16	TE Donald Lee (DC #5a)	Signed	4 Years
June 23	DT Damonte McKenzie	Signed	2 Years
July 1	DE Corey Callens	Signed	2 Years

## DOLPHINS VS. THE NFL

(Records include post-season games)

### MIAMI 8, ARIZONA 0

(formerly St. Louis, Phoenix)

11/27/72	– at Miami 31, St. Louis 10
11/24/77	– Miami 55, at St. Louis 14
10/1/78	– at Miami 24, St. Louis 10
9/6/81	– Miami 20, at St. Louis 7
9/30/84	– Miami 36, at St. Louis 28
11/4/90	– at Miami 23, Phoenix 3
9/8/96	– Miami 38, at Arizona 10
9/19/99	– at Miami 19, Arizona 16

### MIAMI 7, ATLANTA 2

11/30/70	– Miami 20, at Atlanta 7
11/3/74	– at Miami 42, Atlanta 7
9/21/80	– Miami 20, at Atlanta 17
12/10/83	– at Miami 31, Atlanta 24
11/30/86	– Atlanta 20, at Miami 14
10/11/92	– at Miami 21, Atlanta 17
12/3/95	– at Miami 21, Atlanta 20
12/27/98	– at Atlanta 38, Miami 16
12/30/01	– at Miami 21, Atlanta 14

### MIAMI 3, BALTIMORE 1

10/19/97	– Miami 24, at Baltimore 13
9/17/00	– at Miami 19, Baltimore 6
1/13/02	– *Baltimore 20, at Miami 3
11/17/02	– at Miami 26, Baltimore 7

### MIAMI 47, BUFFALO 30 (1 tie)

9/18/66	– at Buffalo 58, Miami 24
11/6/66	– Buffalo 29, at Miami 0
11/5/67	– at Buffalo 35, Miami 13
11/26/67	– at Miami 17, Buffalo 14
10/12/68	– at Miami 14, Buffalo 14 (tie)
11/10/68	– Miami 21, at Buffalo 17
10/26/69	– at Miami 24, Buffalo 6
11/16/69	– at Buffalo 28, Miami 3
10/18/70	– Miami 33, at Buffalo 14
12/20/70	– at Miami 45, Buffalo 7
9/26/71	– Miami 29, at Buffalo 14
11/7/71	– at Miami 34, Buffalo 0
10/22/72	– at Miami 24, Buffalo 23
11/5/72	– Miami 30, at Buffalo 16
10/21/73	– at Miami 27, Buffalo 6
11/18/73	– Miami 17, at Buffalo 0
9/22/74	– Miami 24, at Buffalo 16
11/17/74	– at Miami 35, Buffalo 28
10/26/75	– Miami 35, at Buffalo 30
12/7/75	– at Miami 31, Buffalo 21
9/13/76	– Miami 30, at Buffalo 21
12/5/76	– at Miami 45, Buffalo 27
9/18/77	– Miami 13, at Buffalo 0
12/17/77	– at Miami 31, Buffalo 14
9/17/78	– at Miami 31, Buffalo 24
11/12/78	– Miami 25, at Buffalo 24
9/2/79	– Miami 9, at Buffalo 7
10/14/79	– at Miami 17, Buffalo 7
9/7/80	– at Buffalo 17, Miami 7

10/19/80 – at Miami 17, Buffalo 14  
 10/21/81 – at Buffalo 31, Miami 21  
 12/19/81 – at Miami 16, Buffalo 6  
 11/21/82 – Miami 9, at Buffalo 7  
 12/27/82 – at Miami 27, Buffalo 10  
 9/4/83 – Miami 12, at Buffalo 0  
 10/9/83 – Buffalo 38, at Miami 35 (ot)  
 9/17/84 – Miami 21, at Buffalo 17  
 10/28/84 – at Miami 38, Buffalo 7  
 11/24/85 – Miami 23, at Buffalo 14  
 12/22/85 – at Miami 28, Buffalo 0  
 10/12/86 – at Miami 27, Buffalo 14  
 11/16/86 – Miami 34, at Buffalo 24  
 10/25/87 – Buffalo 34, at Miami 31 (ot)  
 11/29/87 – at Buffalo 27, Miami 0  
 9/11/88 – at Buffalo 9, Miami 6  
 11/14/88 – Buffalo 31, at Miami 6  
 9/10/89 – Buffalo 27, at Miami 24  
 10/29/89 – at Buffalo 31, Miami 17  
 9/16/90 – at Miami 30, Buffalo 7  
 12/23/90 – at Buffalo 24, Miami 14  
 1/12/91 – \*at Buffalo 44, Miami 34  
 9/1/91 – at Buffalo 35, Miami 31  
 11/18/91 – Buffalo 41, at Miami 27  
 10/4/92 – Miami 37, at Buffalo 10  
 11/16/92 – Buffalo 26, at Miami 20  
 1/17/93 – \*\*Buffalo 29, at Miami 10  
 9/26/93 – Miami 22, at Buffalo 13  
 12/19/93 – Buffalo 47, at Miami 34  
 10/9/94 – at Buffalo 21, Miami 11  
 12/4/94 – Buffalo 42, at Miami 31  
 10/29/95 – at Miami 23, Buffalo 6  
 12/17/95 – at Buffalo 23, Miami 20  
 12/30/95 – \*at Buffalo 37, Miami 22  
 10/13/96 – Miami 21, at Buffalo 7  
 12/16/96 – at Miami 16, Buffalo 14  
 11/2/97 – at Buffalo 9, Miami 6  
 11/17/97 – at Miami 30, Buffalo 13  
 9/13/98 – at Miami 13, Buffalo 7  
 11/1/98 – at Buffalo 30, Miami 24  
 1/2/99 – \*at Miami 24, Buffalo 17  
 10/4/99 – Buffalo 23, at Miami 18  
 11/14/99 – at Buffalo 23, Miami 3  
 10/8/00 – at Miami 22, Buffalo 13  
 12/3/00 – Miami 33, at Buffalo 6  
 11/25/01 – Miami 34, at Buffalo 27  
 1/6/02 – at Miami 34, Buffalo 7  
 10/20/02 – Buffalo 23, at Miami 10  
 12/1/02 – at Buffalo 38, Miami 21

### MIAMI 2, CAROLINA 0

11/15/98 – Miami 13, at Carolina 9  
 11/4/01 – at Miami 23, Carolina 6

### MIAMI 6, CHICAGO 3

11/29/71 – at Miami 34, Chicago 3  
 11/2/75 – Miami 46, at Chicago 13  
 9/23/79 – at Miami 31, Chicago 16  
 12/2/85 – at Miami 38, Chicago 24  
 9/4/88 – at Chicago 34, Miami 7  
 11/24/91 – Miami 16, at Chicago 13 (ot)  
 11/13/94 – Chicago 17, at Miami 14  
 10/27/97 – Chicago 36, at Miami 33 (ot)  
 12/9/02 – at Miami 27, Chicago 9

### MIAMI 13, CINCINNATI 3

10/20/68 – Miami 24, at Cincinnati 22  
 11/17/68 – Cincinnati 38, at Miami 21  
 9/14/69 – at Cincinnati 27, Miami 21  
 10/10/71 – Miami 23, at Cincinnati 13  
 12/23/73 – \*at Miami 34, Cincinnati 16

12/2/74 – at Miami 24, Cincinnati 3  
 11/20/77 – at Cincinnati 23, Miami 17  
 10/9/78 – at Miami 21, Cincinnati 0  
 9/14/80 – at Miami 17, Cincinnati 16  
 11/28/83 – at Miami 38, Cincinnati 14  
 11/8/87 – Miami 20, at Cincinnati 14  
 10/15/89 – Miami 20, at Cincinnati 13  
 12/9/91 – at Miami 37, Cincinnati 13  
 10/2/94 – Miami 23, at Cincinnati 7  
 10/1/95 – Miami 26, at Cincinnati 23  
 10/1/00 – Miami 31, at Cincinnati 16

### MIAMI 8, CLEVELAND 4

10/25/70 – Cleveland 28, at Miami 0  
 12/24/72 – \*at Miami 20, Cleveland 14  
 10/15/73 – Miami 17, at Cleveland 9  
 11/28/76 – at Cleveland 17, Miami 13  
 11/18/79 – at Cleveland 30, Miami 24 (ot)  
 1/4/86 – \*at Miami 24, Cleveland 21  
 11/10/86 – at Cleveland 26, Miami 16  
 12/12/88 – at Miami 38, Cleveland 31  
 10/8/89 – at Miami 13, Cleveland 10 (ot)  
 11/25/90 – Miami 30, at Cleveland 13  
 9/14/92 – Miami 27, at Cleveland 23  
 10/10/93 – Miami 24, at Cleveland 14

### MIAMI 6, DALLAS 4

1/16/72 – \*\*\*Dallas 24, Miami 3  
 11/22/73 – Miami 14, at Dallas 7  
 11/5/78 – at Miami 23, Dallas 16  
 10/25/81 – at Dallas 28, Miami 27  
 12/17/84 – at Miami 28, Dallas 21  
 11/22/87 – Miami 20, at Dallas 14  
 11/19/89 – Miami 17, at Dallas 14  
 11/25/93 – Miami 16, at Dallas 13  
 10/27/96 – Dallas 29, at Miami 10  
 11/25/99 – at Dallas 20, Miami 0

### MIAMI 9, DENVER 3 (1 tie)

10/16/66 – at Miami 24, Denver 7  
 12/4/66 – at Denver 17, Miami 7  
 9/17/67 – at Miami 35, Denver 21  
 10/27/68 – at Denver 21, Miami 14  
 12/7/69 – at Miami 27, Denver 24  
 9/19/71 – Miami 10, at Denver 10 (tie)  
 12/20/75 – at Miami 14, Denver 13  
 9/29/85 – Miami 30, at Denver 26  
 12/21/98 – at Miami 31, Denver 21  
 1/9/99 – \*at Denver 38, Miami 3  
 9/13/99 – Miami 38, at Denver 21  
 12/2/01 – at Miami 21, Denver 10  
 10/13/02 – Miami 24, at Denver 22

### MIAMI 6, DETROIT 2

12/15/73 – at Miami 34, Detroit 7  
 12/9/79 – Miami 28, at Detroit 10  
 10/27/85 – at Detroit 31, Miami 21  
 9/15/91 – at Detroit 17, Miami 13  
 12/25/94 – at Miami 27, Detroit 20  
 12/7/97 – at Miami 33, Detroit 30  
 11/5/00 – Miami 23, at Detroit 8  
 9/8/02 – at Miami 49, Detroit 21

### MIAMI 9, GREEN BAY 2

12/19/71 – at Miami 27, Green Bay 6  
 10/5/75 – Miami 31, at Green Bay 7  
 10/28/79 – at Miami 27, Green Bay 7  
 12/8/85 – Miami 34, at Green Bay 24  
 9/18/88 – at Miami 24, Green Bay 17



10/22/89 – at Miami 23, Green Bay 20  
 9/22/91 – at Miami 16, Green Bay 13  
 9/11/94 – Miami 24, at Green Bay 14 (at Mil.)  
 9/14/97 – at Green Bay 23, Miami 18  
 10/29/00 – at Miami 28, Green Bay 20  
 11/4/02 – at Green Bay 24, Miami 10

---

## MIAMI 46, INDIANAPOLIS 21

---

(formerly Baltimore)

11/1/70 – at Baltimore 35, Miami 0  
 11/22/70 – at Miami 34, Baltimore 17  
 11/21/71 – at Miami 17, Baltimore 14  
 12/11/71 – at Baltimore 14, Miami 3  
 1/2/72 – \*at Miami 21, Baltimore 0  
 10/29/72 – Miami 23, at Baltimore 0  
 12/16/72 – at Miami 16, Baltimore 0  
 11/11/73 – at Miami 44, Baltimore 0  
 12/9/73 – at Baltimore 16, Miami 3  
 10/27/74 – at Miami 17, Baltimore 7  
 12/8/74 – Miami 17, at Baltimore 16  
 11/23/75 – Baltimore 33, at Miami 17  
 12/14/75 – at Baltimore 10, Miami 7 (ot)  
 10/10/76 – at Baltimore 28, Miami 14  
 11/22/76 – Baltimore 17, at Miami 16  
 10/9/77 – at Baltimore 45, Miami 28  
 12/5/77 – at Miami 17, Baltimore 6  
 9/10/78 – Miami 42, at Baltimore 0  
 10/29/78 – at Miami 26, Baltimore 8  
 11/11/79 – at Miami 19, Baltimore 0  
 11/25/79 – Miami 28, at Baltimore 24  
 10/5/80 – Baltimore 30, at Miami 17  
 12/14/80 – Miami 24, at Baltimore 14  
 9/27/81 – Miami 31, at Baltimore 28  
 11/1/81 – at Miami 27, Baltimore 10  
 9/19/82 – at Miami 24, Baltimore 20  
 1/2/83 – Miami 34, at Baltimore 7  
 10/23/83 – Miami 21, at Baltimore 7  
 11/20/83 – at Miami 37, Baltimore 0  
 9/23/84 – at Miami 44, Indianapolis 7  
 12/9/84 – Miami 35, at Indianapolis 17  
 9/15/85 – at Miami 30, Indianapolis 13  
 11/17/85 – Miami 34, at Indianapolis 20  
 9/14/86 – at Miami 30, Indianapolis 10  
 10/26/86 – Miami 17, at Indianapolis 13  
 9/20/87 – Miami 23, at Indianapolis 10  
 11/15/87 – Indianapolis 40, at Miami 21  
 9/25/88 – at Indianapolis 15, Miami 13  
 12/4/88 – Indianapolis 31, at Miami 28  
 11/5/89 – at Miami 19, Indianapolis 13  
 12/17/89 – at Indianapolis 42, Miami 13  
 10/28/90 – Miami 27, at Indianapolis 7  
 12/30/90 – at Miami 23, Indianapolis 17  
 9/8/91 – at Miami 17, Indianapolis 6  
 11/3/91 – Miami 10, at Indianapolis 6  
 10/25/92 – Indianapolis 31, at Miami 20  
 11/8/92 – Miami 28, at Indianapolis 0  
 9/5/93 – Miami 24, at Indianapolis 20  
 10/24/93 – at Miami 41, Indianapolis 27  
 11/6/94 – at Miami 22, Indianapolis 21  
 12/18/94 – at Indianapolis 10, Miami 6  
 10/8/95 – Indianapolis 27, at Miami 24 (ot)  
 11/26/95 – at Indianapolis 36, Miami 28  
 9/23/96 – at Indianapolis 10, Miami 6  
 11/10/96 – at Miami 37, Indianapolis 10  
 8/31/97 – at Miami 16, Indianapolis 10  
 12/14/97 – at Indianapolis 41, Miami 0  
 9/6/98 – Miami 24, at Indianapolis 15  
 11/8/98 – at Miami 27, Indianapolis 14  
 10/10/99 – Miami 34, at Indianapolis 31  
 12/5/99 – Indianapolis 37, at Miami 34  
 11/26/00 – Miami 17, at Indianapolis 14

12/17/00 – Indianapolis 20, at Miami 13  
 12/30/00 – \*at Miami 23, Indianapolis 17 (ot)  
 11/11/01 – Miami 27, at Indianapolis 24  
 12/10/01 – at Miami 41, Indianapolis 6  
 9/15/02 – Miami 21, at Indianapolis 13

---

## JACKSONVILLE 2, MIAMI 0

---

10/12/98 – at Jacksonville 28, Miami 21  
 1/15/00 – \*at Jacksonville 62, Miami 7

---

## MIAMI 13, KANSAS CITY 11

---

11/13/66 – at Kansas City 34, Miami 16  
 12/11/66 – Kansas City 19, at Miami 18  
 9/24/67 – Kansas City 24, at Miami 0  
 10/8/67 – at Kansas City 41, Miami 0  
 9/28/68 – Kansas City 48, at Miami 3  
 10/19/69 – at Kansas City 17, Miami 10  
 12/25/71 – \*Miami 27, at Kansas City 24 (2ot)  
 9/17/72 – Miami 20, at Kansas City 10  
 10/20/74 – at Miami 9, Kansas City 3  
 10/17/76 – Kansas City 20, at Miami 17(ot)  
 12/13/81 – Miami 17, at Kansas City 7  
 9/25/83 – at Miami 14, Kansas City 6  
 9/22/85 – at Miami 31, Kansas City 0  
 10/11/87 – at Miami 42, Kansas City 0  
 12/3/89 – at Kansas City 26, Miami 21  
 12/24/89 – Kansas City 27, at Miami 24  
 1/5/91 – \*at Miami 17, Kansas City 16  
 10/13/91 – at Kansas City 42, Miami 7  
 10/31/93 – at Miami 30, Kansas City 10  
 12/12/94 – at Miami 45, Kansas City 28  
 12/31/94 – \*at Miami 27, Kansas City 17  
 12/11/95 – at Miami 13, Kansas City 6  
 10/5/97 – at Miami 17, Kansas City 14  
 9/29/02 – at Kansas City 48, Miami 30

---

## MIAMI 5, MINNESOTA 4

---

10/1/72 – Miami 16, at Minnesota 14  
 1/13/74 – \*\*\*Miami 24, Minnesota 7  
 12/11/76 – Minnesota 29, at Miami 7  
 9/16/79 – Miami 27, at Minnesota 12  
 12/5/82 – at Miami 22, Minnesota 14  
 10/2/88 – at Miami 24, Minnesota 7  
 9/25/94 – at Minnesota 38, Miami 35  
 9/10/00 – at Minnesota 13, Miami 7  
 12/21/02 – at Minnesota 20, Miami 17

---

## MIAMI 45, NEW ENGLAND 30

---

(formerly Boston)

11/27/66 – Boston 20, at Miami 14  
 10/15/67 – at Boston 41, Miami 10  
 12/17/67 – at Miami 41, Boston 32  
 11/24/68 – Miami 34, at Boston 10  
 12/8/68 – at Miami 38, Boston 7  
 11/9/69 – Miami 17, at Boston 16  
 11/30/69 – Boston 38, Miami 23 (at Tampa)  
 9/20/70 – at Boston 27, Miami 14  
 12/6/70 – at Miami 37, Boston 20  
 10/17/71 – at Miami 41, New England 3  
 12/5/71 – at New England 34, Miami 13  
 11/12/72 – at Miami 52, New England 0  
 12/3/72 – Miami 37, at New England 21  
 9/30/73 – at Miami 44, New England 23  
 10/28/73 – Miami 30, at New England 14  
 9/15/74 – at New England 34, Miami 24  
 12/15/74 – at Miami 34, New England 27  
 9/28/75 – Miami 22, at New England 14  
 12/1/75 – at Miami 20, New England 7

9/19/76 – at New England 30, Miami 14  
 10/31/76 – at Miami 10, New England 3  
 11/13/77 – at Miami 17, New England 5  
 12/11/77 – at New England 14, Miami 10  
 10/22/78 – at New England 33, Miami 24  
 12/18/78 – at Miami 23, New England 3  
 10/21/79 – at New England 28, Miami 13  
 11/29/79 – at Miami 39, New England 24  
 12/10/80 – at New England 34, Miami 0  
 12/8/80 – at Miami 16, New England 13 (ot)  
 11/8/81 – Miami 30, at New England 27 (ot)  
 12/6/81 – at Miami 24, New England 14  
 12/12/82 – at New England 3, Miami 0  
 1/8/83 – \*at Miami 28, New England 13  
 9/11/83 – at Miami 34, New England 24  
 11/13/83 – at New England 17, Miami 6  
 9/9/84 – at Miami 28, New England 7  
 10/21/84 – Miami 44, at New England 24  
 11/3/85 – at New England 17, Miami 13  
 12/16/85 – at Miami 30, New England 27  
 1/12/86 – \*\*New England 31, at Miami 14  
 10/5/86 – at New England 34, Miami 7  
 12/22/86 – New England 34, at Miami 27  
 9/13/87 – at New England 28, Miami 21  
 12/28/87 – New England 24, at Miami 10  
 11/6/88 – at New England 21, Miami 10  
 11/20/88 – New England 6, at Miami 3  
 9/17/89 – Miami 24, at New England 10  
 12/10/89 – at Miami 31, New England 10  
 9/9/90 – Miami 27, at New England 24  
 10/18/90 – at Miami 17, New England 10  
 10/6/91 – Miami 20, at New England 10  
 11/10/91 – at Miami 30, New England 20  
 10/18/92 – at Miami 38, New England 17  
 12/27/92 – Miami 16, at New England 13 (ot)  
 11/21/93 – at Miami 17, New England 13  
 1/2/94 – at New England 33, Miami 27 (ot)  
 9/4/94 – at Miami 39, New England 35  
 10/30/94 – Miami 23, at New England 3  
 9/10/95 – Miami 20, at New England 3  
 11/12/95 – New England 34, at Miami 17  
 9/1/96 – at Miami 24, New England 10  
 11/3/96 – at New England 42, Miami 23  
 12/23/97 – at New England 27, Miami 24  
 12/22/97 – New England 14, at Miami 12  
 12/28/97 – \*at New England 17, Miami 3  
 10/25/98 – at Miami 12, New England 9 (ot)  
 11/23/98 – at New England 26, Miami 23  
 10/17/99 – Miami 31, at New England 30  
 11/21/99 – at Miami 27, New England 17  
 9/24/00 – at Miami 10, New England 3  
 12/24/00 – Miami 27, at New England 24  
 10/7/01 – at Miami 30, New England 10  
 12/22/01 – at New England 20, Miami 13  
 10/6/02 – at Miami 26, New England 13  
 12/29/02 – at New England 27, Miami 24 (ot)

### MIAMI 5, NEW ORLEANS 3

11/15/70 – at Miami 21, New Orleans 10  
 11/10/74 – Miami 21, at New Orleans 0  
 9/28/80 – at Miami 21, New Orleans 16  
 10/2/83 – at New Orleans 17, Miami 7  
 12/7/86 – Miami 31, at New Orleans 27  
 11/29/92 – at New Orleans 24, Miami 13  
 10/15/95 – at New Orleans 33, Miami 30  
 11/29/98 – at Miami 30, New Orleans 10

### N.Y. GIANTS 3, MIAMI 1

12/10/72 – Miami 23, at N.Y. Giants 13  
 9/23/90 – at N.Y. Giants 20, Miami 3

12/5/93 – N.Y. Giants 19, at Miami 14  
 12/8/96 – N.Y. Giants 17, at Miami 7

### N.Y. JETS 38, MIAMI 36 (1 tie)

9/9/66 – N.Y. Jets 19, at Miami 14  
 11/20/66 – at N.Y. Jets 30, Miami 13  
 10/1/67 – at N.Y. Jets 29, Miami 7  
 10/22/67 – N.Y. Jets 33, at Miami 14  
 12/1/68 – at N.Y. Jets 35, Miami 17  
 12/15/68 – N.Y. Jets 31, at Miami 7  
 11/2/69 – at N.Y. Jets 34, Miami 31  
 12/14/69 – N.Y. Jets 27, at Miami 9  
 10/10/70 – Miami 20, at N.Y. Jets 6  
 12/13/70 – at Miami 16, N.Y. Jets 10  
 10/3/71 – N.Y. Jets 14, at Miami 10  
 12/24/71 – Miami 30, at N.Y. Jets 14  
 10/8/72 – Miami 27, at N.Y. Jets 17  
 11/19/72 – at Miami 28, N.Y. Jets 24  
 10/7/73 – at Miami 31, N.Y. Jets 3  
 11/4/73 – Miami 24, at N.Y. Jets 14  
 10/7/74 – at Miami 21, N.Y. Jets 17  
 11/24/74 – at N.Y. Jets 17, Miami 14  
 10/19/75 – Miami 43, at N.Y. Jets 0  
 11/9/75 – at Miami 27, N.Y. Jets 7  
 9/26/76 – at Miami 16, N.Y. Jets 0  
 11/7/76 – Miami 27, at N.Y. Jets 7  
 10/16/77 – at Miami 21, N.Y. Jets 17  
 11/6/77 – Miami 14, at N.Y. Jets 10  
 9/3/78 – at N.Y. Jets 33, Miami 20  
 11/26/78 – N.Y. Jets 24, at Miami 13  
 9/30/79 – at N.Y. Jets 33, Miami 27  
 12/15/79 – N.Y. Jets 27, at Miami 24  
 10/27/80 – at N.Y. Jets 17, Miami 14  
 12/20/80 – N.Y. Jets 24, at Miami 17  
 10/4/81 – at Miami 28, N.Y. Jets 28 (tie)  
 11/22/81 – at N.Y. Jets 16, Miami 15  
 9/12/82 – Miami 45, at N.Y. Jets 28  
 12/18/82 – at Miami 20, N.Y. Jets 19  
 1/23/83 – \*\*at Miami 14, N.Y. Jets 0  
 10/16/83 – Miami 32, at N.Y. Jets 14  
 12/16/83 – at Miami 34, N.Y. Jets 14  
 11/4/84 – Miami 31, at N.Y. Jets 17  
 11/26/84 – at Miami 28, N.Y. Jets 17  
 10/14/85 – at N.Y. Jets 23, Miami 7  
 11/10/85 – at Miami 21, N.Y. Jets 17  
 9/21/86 – at N.Y. Jets 51, Miami 45 (ot)  
 11/24/86 – at Miami 45, N.Y. Jets 3  
 10/18/87 – at N.Y. Jets 37, Miami 31 (ot)  
 12/7/87 – at Miami 37, N.Y. Jets 28  
 10/23/88 – N.Y. Jets 44, at Miami 30  
 11/27/88 – at N.Y. Jets 38, Miami 34  
 9/24/89 – N.Y. Jets 40, at Miami 33  
 11/12/89 – Miami 31, at N.Y. Jets 23  
 10/7/90 – at Miami 20, N.Y. Jets 16  
 11/11/90 – Miami 17, at N.Y. Jets 3  
 9/29/91 – at N.Y. Jets 43, Miami 23  
 12/22/91 – N.Y. Jets 23, at Miami 20 (ot)  
 11/1/92 – at N.Y. Jets 26, Miami 14  
 12/20/92 – at Miami 19, N.Y. Jets 17  
 9/12/93 – N.Y. Jets 24, at Miami 14  
 11/7/93 – at N.Y. Jets 27, Miami 10  
 9/18/94 – at Miami 28, N.Y. Jets 14  
 11/27/94 – Miami 28, at N.Y. Jets 24  
 9/3/95 – at Miami 52, N.Y. Jets 14  
 10/22/95 – at N.Y. Jets 17, Miami 16  
 9/15/96 – at Miami 36, N.Y. Jets 27  
 12/22/96 – Miami 31, at N.Y. Jets 28  
 10/12/97 – Miami 31, at N.Y. Jets 20  
 11/9/97 – at Miami 24, N.Y. Jets 17  
 10/4/98 – at N.Y. Jets 20, Miami 9  
 12/13/98 – N.Y. Jets 21, at Miami 16



12/12/99 – at N.Y. Jets 28, Miami 20  
 12/27/99 – N.Y. Jets 38, at Miami 31  
 10/23/00 – at N.Y. Jets 40, Miami 37 (ot)  
 11/19/00 – N.Y. Jets 20, Miami 3  
 10/14/01 – at N.Y. Jets 21, Miami 17  
 11/18/01 – N.Y. Jets 24, at Miami 0  
 9/22/02 – at Miami 30, N.Y. Jets 3  
 11/10/02 – at N.Y. Jets 13, Miami 10

### OAKLAND 18, MIAMI 11 (1 tie)

(formerly Los Angeles)

9/2/66 – Oakland 23, at Miami 14  
 10/9/66 – at Oakland 21, Miami 10  
 11/19/67 – at Oakland 31, Miami 17  
 9/21/68 – Oakland 47, at Miami 21  
 9/20/69 – at Oakland 20, Miami 17  
 10/4/69 – at Miami 20, Oakland 20 (tie)  
 10/3/70 – at Miami 20, Oakland 13  
 12/27/70 – \*at Oakland 21, Miami 14  
 9/23/73 – at Oakland 12, Miami 7 (at Berkeley)  
 12/30/73 – \*\*at Miami 27, Oakland 10  
 12/21/74 – \*at Oakland 28, Miami 26  
 9/22/75 – Oakland 31, at Miami 21  
 12/10/78 – at Miami 23, Oakland 6  
 10/8/79 – at Oakland 13, Miami 3  
 11/2/80 – at Oakland 16, Miami 10  
 11/15/81 – Oakland 33, at Miami 17  
 9/19/83 – at L.A. Raiders 27, Miami 14  
 12/2/84 – L.A. Raiders 45, at Miami 34  
 10/19/86 – L.A. Raiders 30, at Miami 28  
 10/9/88 – Miami 24, at L.A. Raiders 14  
 11/19/90 – L.A. Raiders 13, at Miami 10  
 12/14/92 – at Miami 20, L.A. Raiders 7  
 10/16/94 – at Miami 20, L.A. Raiders 17(ot)  
 12/1/96 – at Oakland 17, Miami 7  
 11/30/97 – Miami 34, at Oakland 16  
 12/6/98 – Miami 27, at Oakland 17  
 10/31/99 – Miami 16, at Oakland 9  
 1/6/01 – \*at Oakland 27, Miami 0  
 9/23/01 – at Miami 18, Oakland 15  
 12/15/02 – at Miami 23, Oakland 17

### MIAMI 7, PHILADELPHIA 3

11/8/70 – at Philadelphia 24, Miami 17  
 10/12/75 – at Miami 24, Philadelphia 16  
 9/24/78 – at Philadelphia 17, Miami 3  
 11/30/81 – at Miami 13, Philadelphia 10  
 11/11/84 – at Miami 24, Philadelphia 23  
 12/13/87 – Miami 28, at Philadelphia 10  
 12/9/90 – at Miami 23, Philadelphia 20(ot)  
 11/14/93 – Miami 19, at Philadelphia 14  
 10/20/96 – at Philadelphia 35, Miami 28  
 10/24/99 – at Miami 16, Philadelphia 13

### MIAMI 11, PITTSBURGH 8

11/14/71 – at Miami 24, Pittsburgh 21  
 12/31/72 – \*\*Miami 21, at Pittsburgh 47  
 12/3/73 – at Miami 30, Pittsburgh 26  
 11/14/76 – at Pittsburgh 14, Miami 3  
 12/30/79 – \*at Pittsburgh 34, Miami 14  
 11/30/80 – at Pittsburgh 23, Miami 10  
 9/10/81 – at Miami 30, Pittsburgh 10  
 10/7/84 – Miami 31, at Pittsburgh 7  
 1/6/85 – \*\*at Miami 45, Pittsburgh 28  
 10/6/85 – at Miami 24, Pittsburgh 20  
 11/1/87 – at Miami 35, Pittsburgh 24  
 12/18/88 – at Pittsburgh 40, Miami 24  
 11/26/89 – Pittsburgh 34, at Miami 14  
 9/30/90 – Miami 28, at Pittsburgh 6

12/13/93 – Pittsburgh 21, at Miami 20  
 11/20/94 – at Pittsburgh 16, Miami 13(ot)  
 9/18/95 – at Miami 23, Pittsburgh 10  
 11/25/96 – Pittsburgh 24, at Miami 17  
 9/20/98 – at Miami 21, Pittsburgh 0

### MIAMI 7, SAINT LOUIS 2

(formerly Los Angeles)

10/31/71 – Miami 20, at Los Angeles 14  
 10/3/76 – Los Angeles 31, at Miami 28  
 11/9/80 – Miami 35, at Los Angeles 14  
 10/30/83 – at Miami 30, L.A. Rams 14  
 12/14/86 – Miami 37, at L.A. Rams 31(ot)  
 9/20/92 – at Miami 26, L.A. Rams 10  
 12/24/95 – Miami 41, at St. Louis 22  
 10/18/98 – at Miami 14, St. Louis 0  
 9/30/01 – at St. Louis 42, Miami 10

### SAN DIEGO 12, MIAMI 11

10/2/66 – at San Diego 44, Miami 10  
 11/12/67 – at San Diego 24, Miami 0  
 12/10/67 – at Miami 41, San Diego 24  
 11/3/68 – at San Diego 34, Miami 28  
 10/11/69 – San Diego 21, at Miami 14  
 10/15/72 – at Miami 24, San Diego 10  
 9/29/74 – Miami 28, at San Diego 21  
 10/30/77 – San Diego 14, at Miami 13  
 10/15/78 – Miami 28, at San Diego 21  
 11/20/80 – San Diego 27, at Miami 24 (ot)  
 1/2/82 – \*San Diego 41, at Miami 38 (ot)  
 1/16/83 – \*at Miami 34, San Diego 13  
 11/18/84 – at San Diego 34, Miami 28 (ot)  
 9/7/86 – at San Diego 50, Miami 28  
 10/16/88 – at Miami 31, San Diego 28  
 12/15/91 – at San Diego 38, Miami 30  
 1/10/93 – \*at Miami 31, San Diego 0  
 12/27/93 – at San Diego 45, Miami 20  
 1/8/95 – \*at San Diego 22, Miami 21  
 11/5/95 – Miami 24, at San Diego 14  
 12/19/99 – at Miami 12, San Diego 9  
 11/12/00 – Miami 17, at San Diego 7  
 11/24/02 – at Miami 30, San Diego 3

### SAN FRANCISCO 5, MIAMI 4

9/16/73 – at Miami 21, San Francisco 13  
 9/25/77 – Miami 19, at San Francisco 15  
 11/16/80 – at Miami 17, San Francisco 13  
 11/6/83 – Miami 20, at San Francisco 17  
 1/20/85 – \*\*\*San Francisco 38, Miami 16  
 9/28/86 – San Francisco 31, at Miami 16  
 12/6/92 – at San Francisco 27, Miami 3  
 11/20/95 – San Francisco 44, at Miami 20  
 12/16/01 – at San Francisco 21, Miami 0

### MIAMI 8, SEATTLE 3

10/23/77 – at Miami 31, Seattle 13  
 9/9/79 – at Miami 19, Seattle 10  
 12/31/83 – \*Seattle 27, at Miami 20  
 12/29/84 – \*at Miami 31, Seattle 10  
 10/4/87 – at Seattle 24, Miami 20  
 12/16/90 – at Miami 24, Seattle 17  
 9/27/92 – Miami 19, at Seattle 17  
 10/6/96 – Seattle 22, at Miami 15  
 1/9/00 – \*Miami 20, at Seattle 17  
 9/3/00 – at Miami 23, Seattle 0  
 10/28/01 – Miami 24, at Seattle 20

### MIAMI 4, TAMPA BAY 3

10/24/76 – Miami 23, at Tampa Bay 20

11/29/82 – at Tampa Bay 23, Miami 17  
 10/20/85 – at Miami 41, Tampa Bay 38  
 10/30/88 – Miami 17, at Tampa Bay 14  
 12/1/91 – at Miami 33, Tampa Bay 14  
 9/21/97 – at Tampa Bay 31, Miami 21  
 12/10/00 – Tampa Bay 16, at Miami 13

## MIAMI 15, TENNESSEE 12

(formerly Houston)

10/23/66 – Miami 20, at Houston 13  
 12/18/66 – at Miami 29, Houston 28  
 12/3/67 – at Houston 17, Miami 14  
 12/23/67 – Houston 41, at Miami 10  
 9/14/68 – Houston 24, at Miami 10  
 10/6/68 – Miami 24, at Houston 7  
 9/28/69 – at Houston 22, Miami 10  
 11/23/69 – Houston 32, at Miami 7  
 9/27/70 – Miami 20, at Houston 10  
 9/24/72 – at Miami 34, Houston 13  
 11/16/75 – at Houston 20, Miami 19  
 10/2/77 – at Miami 27, Houston 7  
 11/20/78 – at Houston 35, Miami 30  
 12/24/78 – \*Houston 17, at Miami 9  
 11/5/79 – Houston 9, at Miami 6  
 9/20/81 – Miami 16, at Houston 10  
 12/4/83 – Miami 24, at Houston 17

10/14/84 – at Miami 28, Houston 10  
 9/8/85 – at Houston 26, Miami 23  
 11/2/86 – at Miami 28, Houston 7  
 10/1/89 – at Houston 39, Miami 7  
 10/20/91 – Houston 17, at Miami 13  
 11/22/92 – at Miami 19, Houston 16  
 11/17/96 – Miami 23, at Houston 20  
 9/7/97 – at Miami 16, Tennessee 13 (ot)  
 11/7/99 – at Miami 17, Tennessee 0  
 9/9/01 – Miami 31, at Tennessee 23

## MIAMI 6, WASHINGTON 4

1/14/73 – \*\*\* Miami 14, Washington 7  
 10/13/74 – at Washington 20, Miami 17  
 12/3/78 – Miami 16, at Washington 0  
 10/18/81 – at Miami 13, Washington 10  
 1/30/83 – \*\*\* Washington 27, Miami 17  
 9/2/84 – Miami 35, at Washington 17  
 12/20/87 – at Miami 23, Washington 21  
 12/2/90 – at Washington 42, Miami 20  
 10/4/93 – at Miami 17, Washington 10  
 1/2/00 – at Washington 21, Miami 10

\* AFC Playoff  
 \*\* AFC Championship  
 \*\*\* Super Bowl

# ALL-TIME DOLPHINS WON-LOST RECORDS

(includes post-season games)

OPPONENT	W	L	T	PCT.	PTS.	OPP.	LAST MTG.
Arizona .....	8	0	0	1.000	246	98	1999
Atlanta .....	7	2	0	.778	206	164	2001
Baltimore .....	3	1	0	.750	72	46	2002
Buffalo .....	47	30	1	.609	1755	1520	2002
Carolina .....	2	0	0	1.000	36	15	2001
Chicago .....	6	3	0	.667	246	165	2002
Cincinnati .....	13	3	0	.813	397	258	2000
Cleveland .....	8	4	0	.667	246	236	1993
Dallas .....	6	4	0	.600	158	187	1999
Denver .....	9	3	1	.731	278	251	2002
Detroit .....	6	2	0	.750	228	144	2002
Green Bay .....	9	2	0	.818	262	175	2002
Indianapolis .....	46	21	0	.687	1521	1110	2002
Jacksonville .....	0	2	0	.000	28	90	1999
Kansas City .....	13	11	0	.542	455	487	2002
Minnesota .....	5	4	0	.556	179	154	2002
New England .....	45	30	0	.600	1695	1450	2002
New Orleans .....	5	3	0	.625	174	137	1998
New York Giants .....	1	3	0	.250	47	69	1996
New York Jets .....	36	38	1	.487	1713	1595	2002
Oakland .....	11	18	1	.383	542	616	2002
Philadelphia .....	7	3	0	.700	195	182	1999
Pittsburgh .....	11	8	0	.579	430	372	1998
St. Louis .....	7	2	0	.778	241	178	2001
San Diego .....	11	12	0	.478	554	544	2002
San Francisco .....	4	5	0	.444	132	219	2001
Seattle .....	8	3	0	.727	246	177	2001
Tampa Bay .....	4	3	0	.571	165	156	2000
Tennessee .....	15	12	0	.556	514	493	2001
Washington .....	6	4	0	.600	182	175	1999
<b>TOTALS.....</b>	<b>359</b>	<b>236</b>	<b>4</b>	<b>.603</b>	<b>13,140</b>	<b>11,444</b>	



# MIAMI IN PRESEASON

OPPONENT	W	L	T	PCT.	PTS.	OPP.	LAST MTG.
Arizona .....	1	0	0	1.000	28	7	1978
Atlanta .....	3	4	0	.429	122	153	1995
Buffalo .....	3	0	1	.875	99	72	1987
Chicago .....	4	7	1	.375	182	176	2002
Cincinnati .....	4	3	0	.571	120	117	1975
Cleveland .....	0	1	0	.000	10	17	1986
Dallas .....	1	3	0	.250	84	87	1992
Denver .....	6	5	0	.545	240	222	1997
Detroit .....	6	1	0	.857	180	134	1999
Green Bay .....	4	5	0	.444	139	141	2001
Houston .....	1	0	0	1.000	24	3	2002
Indianapolis .....	2	2	0	.500	67	61	1984
Jacksonville .....	0	1	0	.000	21	24	1995
Kansas City .....	1	1	1	.500	49	57	1982
Minnesota .....	8	12	0	.400	317	391	2001
New England .....	1	1	0	.500	30	19	1969
New Orleans .....	9	6	0	.600	282	238	2002
N.Y. Giants .....	6	0	0	1.000	141	86	1994
N.Y. Jets .....	0	1	0	.000	14	31	1966
Oakland .....	3	0	0	1.000	71	57	1991
Philadelphia .....	5	4	0	.556	153	128	1990
Pittsburgh .....	2	1	0	.667	50	37	2000
St. Louis .....	1	2	0	.333	40	62	2001
San Diego .....	1	3	0	.250	62	91	2001
San Francisco .....	3	0	1	.875	82	65	1998
Seattle .....	1	0	0	1.000	24	7	1980
Tampa Bay .....	12	5	0	.706	292	240	2002
Tennessee .....	1	1	0	.500	20	32	1989
Washington .....	9	4	0	.692	307	221	1998
<b>TOTALS .....</b>	<b>98</b>	<b>73</b>	<b>4</b>	<b>.571</b>	<b>3,250</b>	<b>2,976</b>	

## HOME SWEET HOME

The Dolphins compiled a regular season record of 7-1 at Pro Player Stadium in 2002, marking the second straight year and third time in the last five seasons (1998) that they amassed this many home wins in one season. This record is tied for the sixth-best regular season winning percentage that the Dolphins have turned in at home, trailing only the five years in which they went undefeated (8-0 in 1985; 7-0 in 1972-74; 4-0 in 1982).

## TAKE IT AWAY

For the Dolphins, the takeaway/giveaway ratio is the statistical category that has had the biggest correlation between wins and losses. Since 1996, the Dolphins are 48-12 in games where they have claimed the turnover battle, and 7-30 in games where their opponent has held the advantage in that department. In Miami's 67 regular season victories over the last seven years, the Dolphins are a combined plus-93 in the takeaway/giveaway ratio. In their 45 losses, they are a composite minus-67 in that category. This trend is even more pronounced over the last three years, during Dave Wannstedt's tenure as head coach. During this time (including playoffs), they are plus-41 in the takeaway/giveaway ratio in their 32 wins and minus-44 in their 19 losses. Their point differential off turnovers in their 32 wins is plus-145, while it stands at minus-204 in their 19 defeats.

# 2002 DOLPHINS PRESEASON STATISTICS

## PRESEASON RESULTS (2-2)

DATE	OPPONENT	SCORE	W/L	ATTENDANCE
Aug. 12	at Tampa Bay	10-14	L	65,008
Aug. 15	NEW ORLEANS	7-24	L	59,930
Aug. 24	at Houston	24-3	W	69,432
Aug. 29	CHICAGO	24-22	W	57,113

## TEAM STATISTICS

	DOLPHINS	OPPONENTS
TOTAL FIRST DOWNS .....	82	61
By Rushing .....	23	31
By Passing .....	51	24
By Penalty .....	8	6
3rd Down: Made/Att .....	26/59	19/51
3rd Down Efficiency .....	44.1	37.3
4th Down: Made/Att .....	3/6	2/3
4th Down Efficiency .....	50.0	66.7
POSSESSION AVERAGE .....	32:06	27:54
TOTAL NET YARDS .....	1262	993
Average Per Game .....	315.5	248.3
Total Plays .....	276	222
Average Per Play .....	4.6	4.5
NET YARDS RUSHING .....	396	557
Average Per Game .....	99.0	139.3
Total Rushes .....	124	118
NET YARDS PASSING .....	866	436
Average Per Game .....	216.5	109.0
Tackled/Yards Lost .....	5/30	15/69
Gross Yards .....	896	505
Attempts/Completions .....	147/83	89/43
Completion Percentage .....	56.5	48.3
Had Intercepted .....	7	3
PUNTS/AVERAGE .....	19/40.2	23/42.8
NET PUNTING AVERAGE .....	19/35.3	23/32.0
PENALTIES/YARDS .....	30/217	25/207
FUMBLES/BALL LOST .....	5/2	2/2
TOUCHDOWNS .....	8	8
By Rushing .....	5	3
By Passing .....	3	3
By Returns .....	0	2

Score By Quarters	1	2	3	4	OT	Total
DOLPHINS .....	17	31	14	3	0	65
OPPONENTS .....	17	21	7	18	0	63

## RUSHING

	NO.	YDS.	AVG.	LG	TD
Minor .....	28	96	3.4	18	1
R. Williams .....	30	83	2.8	11	1
Edwards .....	16	51	3.2	13	1
Barnes .....	7	33	4.7	7	0
Henry .....	21	31	1.5	5	0
Ayanbadejo .....	4	28	7.0	20	1
Lucas .....	4	25	6.3	12	0
Fiedler .....	3	17	5.7	14	0
McKnight .....	1	14	14.0	14	0
Konrad .....	3	9	3.0	4t	1



## RUSHING (Cont'd)

	NO.	YDS.	AVG.	LG	TD
Kustok .....	4	9	2.3	9	0
Rosenfels .....	3	0	0.0	4	0
<b>DOLPHINS .....</b>	<b>124</b>	<b>396</b>	<b>3.2</b>	<b>20</b>	<b>5</b>
<b>OPPONENTS .....</b>	<b>118</b>	<b>557</b>	<b>4.7</b>	<b>38</b>	<b>3</b>

## PASSING

	ATT.	COMP.	YDS.	PCT.	TD	INT.	LG	SACK/ LOST	RATING
Lucas .....	50	34	376	68.0	3	0	33	2/17	110.1
Fiedler .....	49	28	286	57.1	0	4	28	2/12	40.0
Rosenfels .....	11	9	104	81.8	0	0	26	0/0	106.1
Kustok .....	15	7	69	46.7	0	1	23	0/0	32.4
Levcik .....	22	5	61	22.7	0	2	19	1/1	1.7
<b>DOLPHINS ....</b>	<b>147</b>	<b>83</b>	<b>896</b>	<b>56.5</b>	<b>3</b>	<b>7</b>	<b>33</b>	<b>5/30</b>	<b>61.5</b>
<b>OPPONENTS .....</b>	<b>89</b>	<b>43</b>	<b>505</b>	<b>48.3</b>	<b>3</b>	<b>3</b>	<b>80t</b>	<b>15/69</b>	<b>63.2</b>

## RECEIVING

	NO.	YDS.	AVG.	LG	TD
Ward .....	11	98	8.9	16	1
Baker .....	8	128	16.0	33	0
Gadsden .....	8	122	15.3	28	0
Chambers .....	7	78	11.1	23	0
McMichael .....	7	76	10.9	24t	1
Konrad .....	6	59	9.8	14	0
Johnson .....	4	42	10.5	15	0
Ayanbadejo .....	4	41	10.3	16	0
McKnight .....	4	40	10.0	13	1
Ogden .....	3	44	14.7	23	0
Henry .....	3	42	14.0	26	0
Barnes .....	3	20	6.7	10	0
R. Williams.....	3	17	5.7	7	0
Minor .....	3	12	4.0	6	0
Weaver .....	2	30	15.0	23	0
Simmons .....	2	12	6.0	7	0
Edwards .....	2	7	3.5	4	0
Sanford .....	1	19	19.0	19	0
Mayes .....	1	7	7.0	7	0
Draper .....	1	2	2.0	2	0
<b>DOLPHINS.....</b>	<b>83</b>	<b>896</b>	<b>10.8</b>	<b>33</b>	<b>3</b>
<b>OPPONENTS.....</b>	<b>43</b>	<b>505</b>	<b>11.7</b>	<b>80t</b>	<b>3</b>

## INTERCEPTIONS

	NO.	YDS.	AVG.	LG	TD
Wooden .....	2	36	18.0	36	0
Fletcher .....	1	15	15.0	15	0
<b>DOLPHINS.....</b>	<b>3</b>	<b>51</b>	<b>17.0</b>	<b>36</b>	<b>0</b>
<b>OPPONENTS.....</b>	<b>7</b>	<b>32</b>	<b>4.6</b>	<b>18</b>	<b>0</b>

## PUNTING

	NO.	YDS.	AVG.	NET	TB	IN 20	LG	BLK
Royals .....	16	704	44.0	36.4	1	6	51	1
Roussel .....	2	60	30.0	26.5	0	0	43	0
<b>DOLPHINS.....</b>	<b>19</b>	<b>764</b>	<b>40.2</b>	<b>35.3</b>	<b>1</b>	<b>6</b>	<b>51</b>	<b>1</b>
<b>OPPONENTS.....</b>	<b>23</b>	<b>985</b>	<b>42.8</b>	<b>32.0</b>	<b>5</b>	<b>5</b>	<b>55</b>	<b>0</b>

## PUNT RETURNS

	RET.	FC	YDS.	AVG.	LG	TD
Johnson .....	8	0	102	12.8	26	0
Baker .....	2	1	28	14.0	15	0
Ogden .....	2	1	20	10.0	15	0
Simmons .....	1	0	0	0.0	0	0
<b>DOLPHINS .....</b>	<b>13</b>	<b>2</b>	<b>150</b>	<b>11.5</b>	<b>26</b>	<b>0</b>
<b>OPPONENTS .....</b>	<b>12</b>	<b>2</b>	<b>73</b>	<b>6.1</b>	<b>12</b>	<b>0</b>

## KICKOFF RETURNS

	NO.	YDS.	AVG.	LG	TD
Johnson .....	5	134	26.8	34	0
Baker .....	3	67	22.3	29	0
Minor .....	1	29	29.0	29	0
Simmons .....	1	14	14.0	14	0
<b>DOLPHINS .....</b>	<b>10</b>	<b>244</b>	<b>24.4</b>	<b>34</b>	<b>0</b>
<b>OPPONENTS .....</b>	<b>10</b>	<b>317</b>	<b>31.7</b>	<b>95t</b>	<b>1</b>

## FIELD GOALS

	1-19	20-29	30-39	40-49	50+	TOTALS
Mare .....	0/0	0/0	2/3	1/1	0/1	3/5
<b>DOLPHINS .....</b>	<b>0/0</b>	<b>0/0</b>	<b>2/3</b>	<b>1/1</b>	<b>0/1</b>	<b>3/5</b>
<b>OPPONENTS .....</b>	<b>0/0</b>	<b>1/1</b>	<b>0/1</b>	<b>1/2</b>	<b>0/0</b>	<b>2/4</b>

## SCORING

	TDR	TDP	TDRt	PAT	FG	S	2-PT	TP
Mare .....	0	0	0	8/8	3/5	0	0	17
Ayanbadejo .....	1	0	0	0/0	0/0	0	0	6
Edwards .....	1	0	0	0/0	0/0	0	0	6
Konrad .....	1	0	0	0/0	0/0	0	0	6
McKnight .....	0	1	0	0/0	0/0	0	0	6
McMichael .....	0	1	0	0/0	0/0	0	0	6
Minor .....	1	0	0	0/0	0/0	0	0	6
Ward .....	0	1	0	0/0	0/0	0	0	6
R. Williams .....	1	0	0	0/0	0/0	0	0	6
<b>DOLPHINS .....</b>	<b>5</b>	<b>3</b>	<b>0</b>	<b>8/8</b>	<b>3/5</b>	<b>0</b>	<b>0</b>	<b>65</b>
<b>OPPONENTS .....</b>	<b>3</b>	<b>3</b>	<b>2</b>	<b>7/7</b>	<b>2/4</b>	<b>0</b>	<b>0</b>	<b>63</b>

## TWO-POINT CONVERSIONS

DOLPHINS 0-0, OPPONENTS 1-1

## SACKS

Ogunleye 8.0, Atkins 1.5, Fletcher 1.0, Haley 1.0, Shields 1.0, H. Taylor 1.0, Thomas 1.0, Romero 0.5

DOLPHINS 15.0, OPPONENTS 5.0

## DOLPHINS ARE 20-19 IN PLAYOFF GAMES

The Dolphins are 20-19 in the playoffs. The Dolphins own a record of 6-5 in AFC First-Round/Wild Card Playoffs, 7-9 in Divisional Playoffs, 5-2 in AFC Championships and 2-3 in Super Bowls. In the playoffs, Miami is 15-6 at home, 3-10 on the road and 2-3 on neutral sites.



## 2002 PRESEASON DEFENSIVE STATISTICS

PLAYER	TOTAL TACK.	SOLO	ASST.	SACKS/ YARDS	QB HURRIES	INT./ YARDS	FUM. REC.	FUM. FOR.	PASS DEF.
Symonette	19	13	6						1
Ogunleye	15	11	4	8/41	2			1	
Seaverns	14	13	1					1	1
Grant	12	6	6		1				1
Gamble	11	5	6						
Moore	11	8	3						
Rodgers	11	8	3						
Shields	11	9	2	1/0					
Hendricks	10	8	2						
McGarrahan	10	5	5						2
Kelly	9	5	4		2				
Romero	9	4	5	0.5/0.5	1		1		
Green	8	5	3						1
Surtain	8	4	4						3
Fletcher	7	7	0	1/2		1/15			2
Greenwood	7	3	4						
Russell	7	5	2						
Thomas	7	4	3	1/7	1				2
Chester	6	5	1		1				
Haley	6	2	4	1/1	2			1	
Marion	6	3	3						
Taylor, J.	6	5	1		8				
Wadley	6	5	1						
Donaldson	5	4	1						1
Lethridge	4	3	1						
Wooden	4	2	2			2/36	1		2
Bowens, T.	3	1	2		2				
Freeman	3	2	1						
Taylor, H.	3	2	1	1/8	2				2
Atkins	2	1	1	1.5/9.5					
Rollins	2	2	0						
Williams, J.	2	1	1		3				1
Burnett	1	0	1						
Lowe	1	1	0						
Madison	1	1	0						
Bowens, D.	0	0	0		3				

**NOTE:** special teams and miscellaneous tackles not included above.

**SPECIAL TEAMS TACKLES:** Gamble 5, Symonette 4, Ayanbadejo 3, Green, McGarrahan 3, Russell 3, Wooden 3, Moore 2, Perry, E. 2, Shields 2, Dyer 1, Freeman 1, Hendricks, 1 Mare 1, Mayes 1, Minor 1, Rodgers 1, Surtain 1, Weaver 1.

**SPECIAL TEAMS FUMBLE RECOVERIES:** McGarrahan - 1.

**MISCELLANEOUS TACKLES:** McMichael - 2 (1 vs. NO, 8/15; 1 at Hou., 8/24); Ogden - 2 (1 at TB, 8/12; 1 vs. NO, 8/15); Chambers - 1 (1 at Hou., 8/24); Simmons - 1 (1 vs. NO, 8/15); Ward - 1 (1 vs. NO, 8/15); Weaver - 1 (1 vs. NO, 8/15).

# 2002 PRESEASON GAME SUMMARIES

## PRESEASON GAME 1

**BUCCANEERS 14, DOLPHINS 10**  
August 12, 2002

**Raymond James Stadium**  
Tampa, FL

The Dolphins dropped their preseason opener in a game that culminated two days of practices between these teams at Disney's Wide World of Sports Complex in Lake Buena Vista. The Bucs took a 7-0 lead 16 seconds into the game when Frank Murphy fielded the opening kickoff and went 95 yards for a touchdown. Miami made it into Tampa Bay territory on its second series of the game, but could not convert when Olindo Mare's 52-yard field goal attempt fell short of the crossbar. The Bucs took over at their own 42, and on the next play, Michael Pittman broke loose for a 38-yard run to the Dolphins' 20. Four plays later, though, Martin Gramatica's 34-yard field goal attempt missed wide left. Tampa Bay forged ahead by 14 points on the first snap of the second quarter when Rob Johnson found Keenan McCardell in the end zone for a four-yard TD pass, capping a six-play, 62-yard drive which started with a 20-yard pass from Johnson to Ken Dilger followed by a 15-yard unnecessary roughness penalty on the Dolphins. Miami came back to cut the lead in half with 7:01 to play in the first half on a five-yard scoring strike from Ray Lucas to Dedric Ward, culminating a nine-play, 80-yard drive that used 3:34 of the clock and saw Lucas complete four of six passes for 64 yards, including two for 52 yards to Robert Baker, with both completions coming on consecutive plays. The Dolphins re-gained possession at their own 40 with 3:40 to play in the half, and traveled 59 yards to the Bucs' 1 before John Howell recovered a Travis Minor fumble on first-and-goal with 55 seconds remaining. Tampa Bay was at the Dolphins' 20 on their initial series of the second half, but a sack of Bucs QB Shaun King by Adewale Ogunleye pushed them back to the 29, and Rob Hart's 48-yard field goal attempt was wide right. Following the miss, the Dolphins took over at their own 38 and were at the Bucs' 11 before Mare's 30-yard field goal try hit the right upright. Mare made good on his first field goal of 2002 on the second play of the fourth quarter when he hit on a 43-yarder, capping a six-play, 34-yard drive. After that, the Dolphins were able to run just nine offensive plays in the final period as Tampa Bay controlled the clock for 12:03 by recording seven first downs.

<b>MIAMI</b>	<b>0</b>	<b>7</b>	<b>0</b>	<b>3</b>	<b>-</b>	<b>10</b>
<b>TAMPA BAY</b>	<b>7</b>	<b>7</b>	<b>0</b>	<b>0</b>	<b>-</b>	<b>14</b>

TEAM	SCORE	DRIVE (Plays/Yards/Time)	QTR	CLOCK TIME
TB	Murphy, 95 kickoff return (Gramatica kick)		1	14:44
TB	McCardell, 4 pass from R. Johnson (Gramatica kick)	6/62/2:52	2	14:53
MIA	Ward, 5 pass from Lucas (Mare kick)	9/80/3:34	2	7:01
MIA	FG Mare 43	6/34/3:23	4	14:22

ATT. - 65,008

	<b>MIAMI</b>	<b>TAMPA BAY</b>
First Downs/Total-Rush-Pass-Penalty	19/2-15-2	18/12-4-2
Third Down Efficiency	5-13/38.5	5-13/38.5
Total Yards-Plays-Average	305-64-4.8	245-57-4.3
Rushes-Yards-Average	30-70-2.3	30-182-6.1
Net Yards Passing-Sacked-Yards Lost	235-0-0	63-7-34
Passes Attempted-Completed-Intercepted	34-21-1	20-12-0
Punts/Number-Average	4-43.0	5-42.0
Penalties/Number-Yards	5-50	6-47
Fumbles/Number-Lost	2-1	1-1
Time of Possession	31:19	28:41

### INDIVIDUAL STATISTICS

**RUSHING** - Miami: Minor 9-27; Henry 12-16; Kustok 2-11; R. Williams 5-9; Lucas 2-7.

Tampa Bay: Stephens 12-59; Pittman 2-42; Stecker 4-39; King 3-28; Alstott 3-12; R. Johnson 2-10; Hanspard 3-4; Walker 1-(-12).

**PASSING** - Miami: Fiedler 6-4-0, 36 yards, 0 TDs; Lucas 15-11-0, 136 yards, 1 TD; Kustok 13-6-1, 63 yards, 0 TDs.

Tampa Bay: B. Johnson 5-2-0, 8 yards, 0 TDs; R. Johnson 5-3-0, 33 yards, 1 TD; King 10-7-0, 56 yards, 0 TDs.

**RECEIVING** - Miami: Baker 4-85; Konrad 3-29; Johnson 2-20; McKnight 2-18; Ward 2-12, 1 TD; Ogden 1-23; McMichael 1-12; Chambers 1-8; Simmons 1-7; Gadsden 1-6; Ayanbadejo 1-6; Barnes 1-6; Minor 1-3. Tampa Bay: Stephens 2-20; Walker 2-15; McCardell 2-12, 1 TD; Dilger 1-20; Stecker 1-9; Roberg 1-9; Hanspard 1-8; Wistrom 1-4; Alstott 1-0.

**INTERCEPTIONS** - Miami: None.

Tampa Bay: Ivy 1-2 yards.



**SACKS** – Miami: Ogunleye 4; Haley 1; H. Taylor 1; Shields 1.

Tampa Bay: None.

**MISSED FIELD GOALS** – Miami: Mare 52(S), 30(WR).

Tampa Bay: Gramatica 34(WL); Hart 48(WR).

## PRESEASON GAME 2

**SAINTS 24, DOLPHINS 7**

August 15, 2002

**Pro Player Stadium**

**Miami, FL**

The Dolphins dropped their first two preseason games for the first time since 1995. The Saints took a 3-0 lead on a John Carney 28-yard field goal with 4:15 to play in the first quarter, eight plays after Fred Thomas intercepted a Jay Fiedler pass at midfield. Following the Dolphins' first possession of the second quarter, Fred McAfee blocked a Mark Royals punt that was recovered by Sammy Knight and returned 38 yards for a touchdown. Fiedler was then intercepted for the third time in four series when Sedric Hodge picked off a pass at the Dolphins' 29, leading to an Aaron Brooks to Joe Horn two-yard TD pass, five plays afterward. With just more than a minute to play in the first half, Shawn Wooden intercepted a Brooks pass and returned it 36 yards to the Dolphins' 43. That led to Miami's lone score of the night, eight plays later, on a 24-yard TD pass from Ray Lucas to Randy McMichael as time expired in the half. With two defenders closing in on him, McMichael did a somersault from the five into the end zone. That was as close as the Dolphins would come of the lead, however. The Saints opened a 17-point advantage 2:01 into the fourth quarter on a one-yard scoring run by quarterback Jake Delhomme, culminating an 11-play, 50-yard drive. The Dolphins could not get past midfield on any of their eight second-half possessions.

<b>NEW ORLEANS</b>	<b>3</b>	<b>14</b>	<b>0</b>	<b>7</b>	<b>-</b>	<b>24</b>
<b>MIAMI</b>	<b>0</b>	<b>7</b>	<b>0</b>	<b>0</b>	<b>-</b>	<b>7</b>

TEAM	SCORE	DRIVE (Plays/Yards/Time)	QTR	CLOCK TIME
NO	FG Carney 28	8/40/3:49	1	4:15
NO	Knight, 38 blocked punt return (Carney kick)		2	10:38
NO	Horn, 2 pass from Brooks (Carney kick)	5/29/2:10	2	6:56
MIA	McMichael, 24 pass from Lucas (Mare kick)	8/57/1:07	2	0:00
NO	Delhomme, 1 run (Reed kick)	11/50/5:28	4	12:59

ATT. – 56,930

	<b>NEW ORLEANS</b>	<b>MIAMI</b>
First Downs/Total-Rush-Pass-Penalty	13/6-5-2	18/2-14-2
Third Down Efficiency	5-14/35.7	5-17/29.4
Total Yards-Plays-Average	228-57-4.0	296-78-3.8
Rushes-Yards-Average	32-129-4.0	23-64-2.8
Net Yards Passing-Sacked-Yards Lost	99-1-1	232-2-2
Passes Attempted-Completed-Intercepted	24-11-1	53-22-5
Punts/Number-Average	8-42.4	6-33.3
Penalties/Number-Yards	7-64	12-79
Fumbles/Number-Lost	0-0	2-0
Time of Possession	28:36	31:24

### INDIVIDUAL STATISTICS

**RUSHING** – New Orleans: McAllister 11-42; Fenderson 9-28; Lewis 1-19; R. Williams 5-17; Brooks 3-11; Delhomme 2-8, 1 TD; Smith 1-4.

Miami: Barnes 7-33; R. Williams 8-17; Minor 3-6; Edwards 3-4; Konrad 1-3; Fiedler 1-1.

**PASSING** – New Orleans: Brooks 13-7-1, 80 yards, 1 TD; Delhomme 6-3-0, 13 yards, 0 TDs; O'Sullivan 5-1-0, 7 yards, 0 TDs.

Miami: Fiedler 18-9-3, 83 yards, 0 TDs; Lucas 13-8-0, 90 yards, 1 TD; Levick 22-5-2, 61 yards, 0 TDs.

**RECEIVING** – New Orleans: McAllister 3-28; Fenderson 2-8; Sloan 1-25; Reed 1-22; Smith 1-7; Pathon 1-5; B. Williams 1-3; Horn 1-2, 1 TD.

Miami: McMichael 4-48, 1 TD; Chambers 3-36; Gadsden 2-29; Baker 2-26; Barnes 2-14; R. Williams 2-10; Sanford 1-19; Johnson 1-15; Ogden 1-12; Ward 1-9; Mayes 1-7; Simmons 1-5; Edwards 1-4.

**INTERCEPTIONS** – New Orleans: Thomas 2-12 yards; Carroll 1-18 yards; Hodge 1-0 yards; Sherrod 1-0 yards. Miami: Wooden 1-36 yards.

**SACKS** – New Orleans: Craver 1; Grant 1.

Miami – Atkins 0.5; Romero 0.5.

**MISSED FIELD GOALS** – New Orleans: None.

Miami: None.

## PRESEASON GAME 3

**DOLPHINS 24, TEXANS 3**  
August 24, 2002

**Reliant Stadium**  
Houston, TX

Miami earned its initial victory of the preseason in the first-ever game at Reliant Stadium. The Dolphins opened the scoring on a one-yard touchdown run by Ricky Williams with 6:20 to play in the first quarter. After initially being hit before the goal line, Williams spun off a would-be tackler into the end zone. A 22-yard pass from Jay Fiedler to Chris Chambers on third-and-10 from midfield highlighted the 13-play, 61-yard drive that used 7:07 of the clock. The Dolphins scored for the second time in as many series on the first play of the second quarter when Rob Konrad capped a seven-play, 68-yard drive with a four-yard touchdown run. The key play was a 28-yard pass from Fiedler to Oronde Gadsden that put the Dolphins at the Texans' 28. With just more than five minutes to play in the first half, it appeared as though the Texans had cut the Dolphins' lead in half when David Carr connected with Corey Bradford for an 82-yard touchdown. The score, however, was nullified because of a holding penalty on Houston. The Dolphins added to their lead with four seconds remaining in the first half on an Olindo Mare 39-yard field goal. The score capped a 13-play, 59-yard drive that started at the Dolphins' 22 with 2:25 to play. Fiedler completed four of seven passes for 38 yards while also scrambling for 14 yards on one attempt en route to the score. The Dolphins opened a 24-point advantage with 57 seconds to play in the third quarter on a one-yard touchdown run by Robert Edwards. The three-play drive began at the Texans' 22 after Jamar Fletcher intercepted a Carr pass and returned it 15 yards. Edwards accounted for all 22 yards on the drive with three carries. Houston accounted for its only points of the night on a Kris Brown 46-yard field goal with 3:49 to play in the game, culminating an eight-play, 26-yard drive.

<b>MIAMI</b>	<b>7</b>	<b>10</b>	<b>7</b>	<b>0</b>	<b>—</b>	<b>24</b>
<b>HOUSTON</b>	<b>0</b>	<b>0</b>	<b>0</b>	<b>3</b>	<b>—</b>	<b>3</b>

TEAM	SCORE	DRIVE		QTR	CLOCK TIME
		(Plays/Yards/Time)			
MIA	R. Williams, 1 run (Mare kick)	13/61/7:07	1		6:20
MIA	Konrad, 4 run (Mare kick)	7/68/3:54	2		14:54
MIA	FG Mare 39	13/59/2:21	2		0:04
MIA	Edwards, 1 run (Mare kick)	3/22/1:43	3		0:57
HOU	FG Brown 46	8/26/2:46	4		3:49

ATT. — 69,432

	<b>MIAMI</b>	<b>HOUSTON</b>
First Downs/Total-Rush-Pass-Penalty	24/14-8-2	8/1-6-1
Third Down Efficiency	7-13/53.8	4-13/30.8
Total Yards-Plays-Average	342-70-4.9	152-45-3.4
Rushes-Yards-Average	42-163-3.9	18-39-2.2
Net Yards Passing-Sacked-Yards Lost	179-1-11	113-5-23
Passes Attempted-Completed-Intercepted	27-18-1	22-10-2
Punts/Number-Average	4-43.5	7-41.9
Penalties/Number-Yards	9-59	8-66
Fumbles/Number-Lost	1-1	0-0
Time of Possession	35:16	24:44

### INDIVIDUAL STATISTICS

**RUSHING** — Miami: R. Williams 15-50, 1 TD; Edwards 11-43, 1 TD; Minor 10-40; Fiedler 1-14; Lucas 1-12; Konrad 2-6, 1 TD; Kustok 2-(-2).

Houston: Wells 8-21; Quinn 1-10; Prentice 3-7; Carr 1-6; Allen 2-2; Jenkins 2-0; Lewis 1-(-7).

**PASSING** — Miami: Fiedler 20-13-1, 136 yards, 0 TDs; Lucas 5-4-0, 48 yards, 0 TDs; Kustok 2-1-0, 6 yards, 0 TDs.

Houston: Carr 15-6-2, 69 yards; Quinn 7-4-0, 67 yards.

**RECEIVING** — Miami: Gadsden 4-65; Ward 4-38; Chambers 3-34; Konrad 3-30; McMichael 1-7; R. Williams 1-7; Minor 1-6; Edwards 1-3.

Houston: Lewis 2-22; Bradford 2-11; Simmons 1-34; Gideon 1-23; Gaffney 1-19; Miller 1-17; Chew 1-6; Jenkins 1-4.

**INTERCEPTIONS** — Miami: Fletcher 1-15 yards; Wooden 1-0 yards.

Houston: Stevens 1-0 yards.

**SACKS** — Miami: Ogunleye 2; Atkins 1; Fletcher 1; Thomas 1.

Houston: Posey 1.

**MISSED FIELD GOALS** — Miami: None.

Houston: None.

## PRESEASON GAME 4

**DOLPHINS 24, BEARS 22**  
August 29, 2002

**Pro Player Stadium**  
Miami, FL

The Dolphins recorded back-to-back wins in the preseason for the first time since taking their last three decisions of 2000. Miami opened the game with an inside kick that was recovered by Patrick Surtain. The Dolphins then traveled 40 yards in nine plays en route to an Olindo Mare 34-yard field goal. The key play



of the drive was a 22-yard completion from Jay Fiedler to Oronde Gadsden on third-and-9 that put the Dolphins at the Bears' 18. Chicago took the lead on the next play from scrimmage as Jim Miller hit Dez White for an 80-yard touchdown strike. After the Dolphins' next series resulted in a three-and-out, Adewale Ogunleye sacked Miller, forcing the ball loose which was recovered by Shawn Wooden at the Bears' 34. For Ogunleye, it was his seventh sack of the preseason, as he established a new Dolphins preseason record in that category. On the first play following the fumble recovery, Ray Lucas connected with James McKnight for a 13-yard pass, and three plays after that, Travis Minor scored on a 15-yard run, on third-and-4. Miami scored for the second time in as many series when Lucas and McKnight combined for a nine-yard touchdown strike, on third-and-goal, 4:12 into the second quarter. The score capped a 12-play, 80-yard drive in which Lucas completed six of eight passes for 62 yards. Chicago cut Miami's lead to three points on its initial possession of the second half when Adrian Peterson scored on a two-yard touchdown run, culminating an 11-play, 80-yard drive that consumed 6:01 of the clock. Peterson ran for 46 yards on seven attempts during the course of the drive. The Dolphins answered 4:41 later, with 11 seconds to play in the third quarter, when Obafemi Ayanbadejo went over right guard for an eight-yard touchdown run. Quarterback Sage Rosenfels completed all four pass attempts, totaling 48 yards, on the drive, including a 26-yard completion to Leonard Henry on the play prior to the score. The Bears narrowed the gap to just two points 6:33 into the final frame when Eric McCoo scored on a one-yard run on fourth-and-goal, which was followed by a pass from Ken Mastrole to Edell Shepherd for the two-point conversion. The 13-play, 60-yard drive had McCoo rushing for 32 yards on nine attempts. Chicago's final offensive series of the game ended at the Dolphins' 45 before being forced to punt. Miami was able to run out the final 3:45 of the game by converting a pair of third downs.

<b>CHICAGO</b>	<b>7</b>	<b>0</b>	<b>7</b>	<b>8</b>	<b>-</b>	<b>24</b>
<b>MIAMI</b>	<b>10</b>	<b>7</b>	<b>7</b>	<b>0</b>	<b>-</b>	<b>22</b>

TEAM	SCORE	DRIVE		QTR	CLOCK
		(Plays/Yards/Time)			
MIA	FG Mare 34	9/40/3:38		1	11:22
CHI	White, 80 pass from Miller (Edinger kick)	1/80/0:12		1	11:10
MIA	Minor, 15 run (Mare kick)	4/34/2:09		1	5:53
MIA	McKnight, 9 pass from Lucas (Mare kick)	12/80/5:25		2	10:48
CHI	Peterson, 2 run (Edinger kick)	11/80/6:01		3	4:52
MIA	Ayanbadejo, 8 run (Mare kick)	8/61/4:41		3	0:11
CHI	McCoo, 1 run (Shepherd pass from Mastrole)	13/60/6:44		4	8:27

ATT. - 57,113

	CHICAGO	MIAMI
First Downs/Total-Rush-Pass-Penalty	22/12-9-1	21/5-14-2
Third Down Efficiency	5-11/45.5	9-16/56.3
Total Yards-Plays-Average	368-63-5.8	319-64-5.0
Rushes-Yards-Average	38-207-5.4	29-99-3.4
Net Yards Passing-Sacked-Yards Lost	161-2-11	220-2-17
Passes Attempted-Completed-Intercepted	23-10-0	33-22-0
Punts/Number-Average	3-47.7	5-43.6
Penalties/Number-Yards	4-30	4-29
Fumbles/Number-Lost	1-1	0-0
Time of Possession	29:36	30:24

#### INDIVIDUAL STATISTICS

**RUSHING** - Chicago: Peterson 12-65, 1 TD; McCoo 12-58, 1 TD; Johnson 6-32; Thomas 6-27; Burris 1-17; Chandler 1-8.

Miami: Ayanbadejo 4-28, 1 TD; Minor 6-23, 1 TD; Henry 9-15; McKnight 1-14; R. Williams 2-7; Lucas 1-6; Edwards 2-4; Fiedler 1-2; Rosenfels 3-0.

**PASSING** - Chicago: Miller 1-1-0, 80 yards, 1 TD; Mastrole 8-4-0, 40 yards, 0 TDs; Burris 8-3-0, 27 yards, 0 TDs; Chandler 6-2-0, 25 yards, 0 TDs.

Miami: Fiedler 5-2-0, 31 yards, 0 TDs; Lucas 17-11-0, 102 yards, 1 TD; Rosenfels 11-9-0, 104 yards, 0 TDs.

**RECEIVING** - Chicago: Christian 4-38; Lyman 2-23; White 1-80, 1 TD; Broughton 1-14; Booker 1-12; Shelton 1-5.

Miami: Ward 4-39; Henry 3-42; Ayanbadejo 3-35; Weaver 2-30; McKnight 2-22, 1 TD; Baker 2-17; Gadsden 1-22; McMichael 1-9; Ogden 1-9; Johnson 1-7; Minor 1-3; Draper 1-2.

**INTERCEPTIONS** - Chicago: None.

Miami: None.

**SACKS** - Chicago: Caldwell 1; Robinson 1.

Miami: Ogunleye 2.

**MISSED FIELD GOALS** - Chicago: None.

Miami: None.

# ALL-TIME PRESEASON RESULTS

## 1966 (0-4)

DATE	SITE	ATT.	SCORE
8/6	at San Diego	25,712	San Diego 38, Miami 10
8/12	at Miami	36,366	Kansas City 33, Miami 0
8/20	at Jacksonville	11,000	N.Y. Jets 31, Miami 14
8/24	at Memphis	18,442	Denver 28, Miami 16

## 1967 (2-3)

DATE	SITE	ATT.	SCORE
7/29	at Akron	7,000	Miami 19, Denver 2
8/5	at Memphis	21,200	Miami 10, Buffalo 7
8/12	at Miami	35,871	San Diego 20, Miami 19
8/19	at Miami	50,822	Atlanta 27, Miami 17
9/2	at Charleston	11,214	New Orleans 20, Miami 17

## 1968 (2-2-1)

DATE	SITE	ATT.	SCORE
8/11	at Rochester	12,000	Miami 28, Buffalo 28
8/17	at Miami	41,909	Miami 23, Philadelphia 7
8/23	at Jacksonville	15,003	Boston 19, Miami 17
8/31	at Miami	63,202	Baltimore 22, Miami 13
9/7	at Miami	31,014	Miami 19, Atlanta 13

## 1969 (1-5)

DATE	SITE	ATT.	SCORE
8/2	at Tampa	32,932	Minnesota 45, Miami 10
8/9	at Miami	49,592	Chicago 16, Miami 10
8/16	at Miami	31,663	Philadelphia 14, Miami 10
8/23	at Cincinnati	24,127	Cincinnati 28, Miami 21
8/30	at Miami	52,680	Baltimore 23, Miami 10
9/6	at Birmingham	10,700	Miami 13, Boston 0

## 1970 (4-2)

DATE	SITE	ATT.	SCORE
8/8	at Jacksonville	11,800	Miami 16, Pittsburgh 10
8/15	at Miami	56,739	Miami 20, Cincinnati 10
8/22	at Miami	52,812	Miami 17, San Francisco 7
8/29	at Miami	73,533	Miami 20, Baltimore 13
9/5	at Tampa	32,601	Washington 26, Miami 21
9/12	at Miami	43,714	Atlanta 20, Miami 17

## 1971 (2-3-1)

DATE	SITE	ATT.	SCORE
8/7	at Miami	64,005	Cincinnati 27, Miami 10
8/13	at Miami	57,008	Miami 17, San Francisco 17
8/21	at Milwaukee	46,464	Green Bay 10, Miami 7
8/28	at Miami	59,567	Miami 28, Detroit 24
9/4	at Miami	57,173	Miami 27, Washington 10
9/11	at Minnesota	45,880	Minnesota 24, Miami 0

## 1972 (3-3)

DATE	SITE	ATT.	SCORE
8/5	at Detroit	53,194	Detroit 31, Miami 23
8/12	at Miami	73,525	Green Bay 14, Miami 13
8/19	at Cincinnati	55,808	Miami 35, Cincinnati 17
8/25	at Miami	73,470	Miami 24, Atlanta 10
8/31	at Washington	52,098	Washington 27, Miami 24
9/10	at Miami	75,826	Miami 21, Minnesota 19

## 1973 (4-2-1)

DATE	SITE	ATT.	SCORE
7/27	at Chicago	54,103	Miami 14, College All-Stars 3
8/4	at Miami	78,091	Miami 14, Cincinnati 13
8/11	at Miami	78,112	Miami 14, New Orleans 13
8/18	at Miami	78,590	Miami 9, Chicago 9
8/24	at Miami	78,618	Miami 17, Los Angeles 14
8/31	at Minnesota	45,894	Minnesota 20, Miami 17
9/6	at Dallas	58,656	Dallas 26, Miami 23



**1974 (4-2)**

DATE	SITE	ATT.	SCORE
8/2	at Cincinnati	37,925	Cincinnati 19, Miami 13
8/10	at Miami	55,073	Miami 45, New Orleans 20
8/19	at Miami	67,963	Miami 21, Minnesota 9
8/24	at Los Angeles	64,663	Los Angeles 31, Miami 13
8/30	at Miami	54,666	Miami 21, Green Bay 10
9/7	at Chicago	55,093	Miami 30, Chicago 7

**1975 (5-1)**

DATE	SITE	ATT.	SCORE
8/9	at Miami	55,567	Miami 7, Cincinnati 3
8/16	at Miami	52,923	Miami 20, Detroit 14
8/23	at New Orleans	59,646	Miami 20, New Orleans 10
9/1	at Minnesota	47,544	Minnesota 20, Miami 7
9/6	at Miami	51,861	Miami 21, Chicago 10
9/13	at Miami	52,835	Miami 31, N.Y. Giants 13

**1976 (6-0)**

DATE	SITE	ATT.	SCORE
7/31	at Miami	50,469	Miami 16, Minnesota 3
8/8	at Detroit	53,036	Miami 30, Detroit 21
8/14	at Miami	51,869	Miami 24, Philadelphia 16
8/21	at Tampa Bay	67,466	Miami 28, Tampa Bay 21
8/28	at Houston	43,146	Miami 10, Houston 6
9/4	at New Orleans	63,950	Miami 20, New Orleans 7

**1977 (4-2)**

DATE	SITE	ATT.	SCORE
8/6	at Tampa Bay	62,056	Miami 13, Tampa Bay 7
8/13	at Miami	43,282	Miami 27, Washington 15
8/20	at Dallas	57,482	Miami 20, Dallas 14
8/26	at Minnesota	47,678	Minnesota 33, Miami 7
9/3	at Miami	38,235	New Orleans 17, Miami 10
9/11	at N.Y. Giants	51,561	Miami 27, N.Y. Giants 21

**1978 (4-1)**

DATE	SITE	ATT.	SCORE
7/29	at Canton	18,355	Philadelphia 17, Miami 3
8/5	at Miami	45,068	Miami 28, St. Louis 7
8/12	at New Orleans	53,602	Miami 31, New Orleans 17
8/18	at Miami	52,851	Miami 30, Minnesota 22
8/25	at Tampa Bay	70,321	Miami 24, Tampa Bay 20

**1979 (4-0)**

DATE	SITE	ATT.	SCORE
8/3	at Miami	46,130	Miami 14, New Orleans 7
8/11	at Tampa Bay	70,631	Miami 13, Tampa Bay 7
8/18	at Minnesota	47,696	Miami 21, Minnesota 10
8/24	at Miami	47,951	Miami 14, Philadelphia 13

**1980 (3-1)**

DATE	SITE	ATT.	SCORE
8/10	at Miami	41,345	Miami 17, Detroit 7
8/18	at Seattle	63,757	Miami 24, Seattle 7
8/23	at Miami	41,986	Minnesota 17, Miami 10
8/29	at New Orleans	51,473	Miami 20, New Orleans 0

**1981 (4-0)**

DATE	SITE	ATT.	SCORE
8/8	at Minnesota	47,596	Miami 20, Minnesota 6
8/15	at Miami	41,502	Miami 24, Denver 14
8/22	at Detroit	54,676	Miami 31, Detroit 27
8/28	at Miami	41,290	Miami 31, Kansas City 7

**1982 (2 -1-1)**

DATE	SITE	ATT.	SCORE
8/14	at Miami	45,681	Miami 24, Washington 7
8/21	at Denver	74,465	Denver 17, Miami 14
8/28	at Kansas City	42,403	Miami 17, Kansas City 17 (OT)
9/3	at Miami	46,257	Miami 16, N.Y. Giants 13

<b>1983 (2-2)</b>			
DATE	SITE	ATT.	SCORE
8/6	at Dallas	46,826	Dallas 20, Miami 17
8/13	at Miami	38,735	New Orleans 19, Miami 17
8/19	at Washington	54,750	Miami 38, Washington 7
8/26	at N.Y. Giants	58,732	Miami 24, N.Y. Giants 3
<b>1984 (3-1)</b>			
DATE	SITE	ATT.	SCORE
8/4	at Miami	37,559	Miami 24, Indianapolis 3
8/11	at Minnesota	54,003	Miami 27, Minnesota 7
8/19	at L.A. Raiders	40,099	Miami 29, L.A. Raiders 23
8/24	at Tampa Bay	53,023	Tampa Bay 14, Miami 13
<b>1985 (2-2)</b>			
DATE	SITE	ATT.	SCORE
8/10	at Miami	41,129	Minnesota 16, Miami 13 (OT)
8/17	at Miami	37,557	Miami 27, Buffalo 17
8/24	at L.A. Raiders	45,733	Miami 23, L.A. Raiders 17
8/30	at Atlanta	32,768	Atlanta 19, Miami 17
<b>1986 (2-2)</b>			
DATE	SITE	ATT.	SCORE
8/9	at Minnesota	52,865	Minnesota 30, Miami 16
8/15	at Miami	50,815	Cleveland 17, Miami 10
8/23	at Philadelphia	51,635	Miami 20, Philadelphia 15
8/29	at Miami	45,766	Miami 21, Tampa Bay 3
<b>1987 (2-2)</b>			
DATE	SITE	ATT.	SCORE
8/16	at Miami	63,451	Chicago 10, Miami 3
8/24	at Denver	74,288	Denver 31, Miami 28
8/29	at Philadelphia	38,728	Miami 35, Philadelphia 3
9/4	at Miami	66,236	Miami 34, Buffalo 20
<b>1988 (2-3)</b>			
DATE	SITE	ATT.	SCORE
7/31	at London	70,535	Miami 27, San Francisco 21
8/6	at Chicago	60,386	Chicago 20, Miami 17
8/13	at Miami	51,270	Washington 27, Miami 10
8/19	at Miami	49,795	Miami 16, Denver 13 (OT)
8/26	at Minnesota	51,463	Minnesota 24, Miami 17
<b>1989 (0-4)</b>			
DATE	SITE	ATT.	SCORE
8/14	at Miami	51,085	Chicago 28, Miami 20
8/19	at Jacksonville	56,712	Houston 26, Miami 10
8/25	at Washington	51,438	Washington 35, Miami 21
9/2	at Miami	41,748	Philadelphia 20, Miami 10
<b>1990 (1-3)</b>			
DATE	SITE	ATT.	SCORE
8/11	at Chicago	56,449	Chicago 10, Miami 6
8/18	at Philadelphia	52,404	Philadelphia 23, Miami 14
8/25	at Miami	44,897	Miami 17, Denver 16
8/31	at Miami	44,689	Minnesota 20, Miami 17
<b>1991 (3-2)</b>			
DATE	SITE	ATT.	SCORE
7/26	at Miami	49,939	Chicago 6, Miami 0
8/3	at Tokyo	51,122	Miami 19, L.A. Raiders 17
8/10	at Tampa Bay	51,387	Miami 29, Tampa Bay 13
8/19	at Denver	72,555	Denver 21, Miami 13
8/24	at Miami	44,099	Miami 28, New Orleans 24
<b>1992 (3-2)</b>			
DATE	SITE	ATT.	SCORE
8/1	at Orlando	63,100	Miami 22, Washington 21
8/7	at Miami	50,803	Dallas 27, Miami 24
8/16	at Berlin	60,813	Miami 31, Denver 27
8/22	at Miami	42,136	Miami 22, Tampa Bay 7
8/27	at Baltimore	60,021	New Orleans 17, Miami 3



<b>1993 (3-1)</b>			
<b>DATE</b>	<b>SITE</b>	<b>ATT.</b>	<b>SCORE</b>
8/7	at Atlanta	51,798	Miami 28, Atlanta 27
8/14	at Miami	49,896	Miami 19, Washington 10
8/20	at Denver	59,393	Denver 34, Miami 24
8/28	at Miami	43,233	Miami 23, N.Y. Giants 17
<b>1994 (3-2)</b>			
<b>DATE</b>	<b>SITE</b>	<b>ATT.</b>	<b>SCORE</b>
7/30	at N.Y. Giants	61,720	Miami 20, N.Y. Giants 19
8/6	at Miami	47,244	Miami 24, Pittsburgh 14
8/13	at Milwaukee	52,759	Miami 31, Green Bay 24
8/20	at Miami	51,242	Tampa Bay 29, Miami 14
8/26	at Minnesota	46,933	Minnesota 31, Miami 16
<b>1995 (1-3)</b>			
<b>DATE</b>	<b>SITE</b>	<b>ATT.</b>	<b>SCORE</b>
8/4	at Miami	51,745	Jacksonville 24, Miami 21
8/11	at Atlanta	42,579	Atlanta 37, Miami 0
8/19	at Miami	48,556	Miami 27, Washington 13
8/25	at Orlando	58,595	Tampa Bay 24, Miami 17
<b>1996 (3-1)</b>			
<b>DATE</b>	<b>SITE</b>	<b>ATT.</b>	<b>SCORE</b>
8/3	at Miami	51,141	Miami 13, Tampa Bay 10
8/11	at Chicago	50,761	Chicago 24, Miami 21
8/19	at Miami	55,598	Miami 24, Minnesota 17
8/23	at Tampa Bay	40,137	Miami 19, Tampa Bay 7
<b>1997 (3-2)</b>			
<b>DATE</b>	<b>SITE</b>	<b>ATT.</b>	<b>SCORE</b>
7/26	at Green Bay	59,089	Green Bay 20, Miami 0
8/4	at Mexico City	104,629	Miami 38, Denver 19
8/10	at Miami	57,782	Miami 21, Chicago 14
8/16	at Tampa Bay	35,024	Tampa Bay 24, Miami 10
8/21	at Miami	57,400	Miami 28, Washington 7
<b>1998 (4-0)</b>			
<b>DATE</b>	<b>SITE</b>	<b>ATT.</b>	<b>SCORE</b>
8/8	at Washington	64,243	Miami 19, Washington 16
8/13	at Miami	59,184	Miami 14, Tampa Bay 13
8/23	at San Francisco	53,214	Miami 21, San Francisco 20
8/28	at Miami	61,915	Miami 21, Green Bay 7
<b>1999 (2-2)</b>			
<b>DATE</b>	<b>SITE</b>	<b>ATT.</b>	<b>SCORE</b>
8/13	at Miami	59,972	New Orleans 26, Miami 14
8/21	at San Diego	64,537	Miami 13, San Diego 10
8/28	at Miami	61,066	Miami 31, Detroit 10
9/2	at Green Bay	59,810	Green Bay 25, Miami 17
<b>2000 (3-1)</b>			
<b>DATE</b>	<b>SITE</b>	<b>ATT.</b>	<b>SCORE</b>
8/5	at Pittsburgh	45,871	Pittsburgh 13, Miami 10
8/10	at Miami	58,703	Miami 15, Tampa Bay 13
8/21	at Miami	60,287	Miami 17, Green Bay 14
8/25	at New Orleans	46,955	Miami 22, New Orleans 17
<b>2001 (1-4)</b>			
<b>DATE</b>	<b>SITE</b>	<b>ATT.</b>	<b>SCORE</b>
8/6	at Canton, Ohio	22,736	St. Louis 17, Miami 10
8/13	at Tampa Bay	65,308	Miami 17, Tampa Bay 14
8/18	at Miami	58,854	San Diego 23, Miami 20 (OT)
8/25	at Green Bay	59,547	Green Bay 17, Miami 12
8/31	at Miami	60,136	Minnesota 20, Miami 7
<b>2002 (2-2)</b>			
<b>DATE</b>	<b>SITE</b>	<b>ATT.</b>	<b>SCORE</b>
8/12	at Tampa Bay	65,008	Tampa Bay 14, Miami 10
8/15	at Miami	56,930	New Orleans 24, Miami 7
8/24	at Houston	69,432	Miami 24, Houston 3
8/29	at Miami	57,113	Miami 24, Chicago 22

# YEAR-BY-YEAR SCORES

● local TV blackout lifted (MN) = Monday night (TH) = Thursday night (SN) = Sunday night (FR) = Friday night

**1966: Won 3, Lost 11** **Head Coach: George Wilson**  
**Fourth (tied) - Eastern Division**

				DISTRIB	ACTUAL
9/2	OAKLAND .....	L	14-23	26,776	25,188
9/9	NEW YORK JETS .....	L	14-19	34,402	33,650
9/18	at Buffalo .....	L	24-58	37,546	37,176
10/2	at San Diego .....	L	10-44	26,451	26,444
10/9	at Oakland .....	L	10-21	30,787	28,863
10/16	DENVER .....	W	24-7	23,393	22,191
10/23	at Houston .....	W	20-13	23,173	21,999
11/6	BUFFALO .....	L	0-29	37,177	36,685
11/13	at Kansas City .....	L	16-34	34,063	33,733
11/20	at New York Jets .....	L	13-30	58,664	57,092
11/27	BOSTON .....	L	14-20	22,754	22,480
12/4	at Denver .....	L	7-17	32,592	32,116
12/11	KANSAS CITY .....	L	18-19	19,387	17,881
12/18	HOUSTON .....	W	29-28	20,045	19,274
				<b>427,210</b>	<b>414,772</b>

**1967: Won 4, Lost 10** **Head Coach: George Wilson**  
**Third (tied) - Eastern Division**

				DISTRIB	ACTUAL
9/17	DENVER .....	W	35-21	29,381	29,072
9/24	KANSAS CITY .....	L	0-24	36,272	33,280
10/1	at New York Jets .....	L	7-29	61,240	59,433
10/8	at Kansas City .....	L	0-41	45,291	42,920
10/15	at Boston .....	L	10-41	23,955	17,859
10/22	NEW YORK JETS .....	L	14-33	30,049	28,392
11/5	at Buffalo .....	L	13-35	31,622	30,950
11/12	at San Diego .....	L	0-24	34,761	32,395
11/19	at Oakland .....	L	17-31	37,295	33,753
11/26	BUFFALO .....	W	17-14	27,050	24,357
12/3	at Houston .....	L	14-17	21,865	20,979
12/10	SAN DIEGO .....	W	41-24	23,032	23,007
12/17	BOSTON .....	W	41-32	25,969	22,079
12/23	HOUSTON .....	L	10-41	31,121	29,628
				<b>458,903</b>	<b>428,104</b>

**1968: Won 5, Lost 8, Tied 1** **Head Coach: George Wilson**  
**Third - Eastern Division**

				DISTRIB	ACTUAL
9/14	HOUSTON .....	L	10-24	40,067	38,097
9/21	OAKLAND .....	L	21-47	30,021	28,751
9/28	KANSAS CITY .....	L	3-48	28,501	27,732
10/6	at Houston .....	W	24-7	36,109	35,424
10/12	BUFFALO .....	T	14-14	28,653	28,559
10/20	at Cincinnati .....	W	24-22	25,936	25,076
10/27	at Denver .....	L	14-21	44,115	43,411
11/3	at San Diego .....	L	28-34	37,281	31,686
11/10	at Buffalo .....	W	21-17	28,759	28,399
11/17	CINCINNATI .....	L	21-38	31,747	30,304
11/24	at Boston .....	W	34-10	18,305	13,646
12/1	at New York Jets .....	L	17-35	61,766	60,207
12/8	BOSTON .....	W	38-7	24,902	24,242
12/15	NEW YORK JETS .....	L	7-31	32,843	31,302
				<b>469,005</b>	<b>446,836</b>

**1969: Won 3, Lost 10, Tied 1** **Head Coach: George Wilson**  
**Fifth - Eastern Division**

				DISTRIB	ACTUAL
9/14	at Cincinnati .....	L	21-27	25,335	24,487
9/20	at Oakland .....	L	17-20	50,277	48,477
9/28	at Houston .....	L	10-22	41,086	40,387
10/4	OAKLAND .....	T	20-20	35,614	32,668



10/11	SAN DIEGO .....	L	14-21	34,585	33,073
10/19	at Kansas City .....	L	10-17	49,809	47,038
10/26	BUFFALO .....	W	24-6	39,837	39,194
11/2	at New York Jets .....	L	31-34	61,761	60,793
11/9	at Boston .....	W	17-16	19,821	10,665
11/16	at Buffalo .....	L	3-28	32,868	32,344
11/23	HOUSTON .....	L	7-32	27,218	27,114
11/30	Boston (at Tampa) .....	L	23-38	32,121	27,179
12/7	DENVER .....	W	27-24	25,332	24,972
12/14	NEW YORK JETS .....	L	9-27	48,108	42,148
				<b>523,772</b>	<b>490,539</b>

**1970: Won 10, Lost 4 Head Coach: Don Shula**  
**Second - Eastern Division**

				<b>DISTRIB</b>	<b>ACTUAL</b>
9/20	at Boston .....	L	14-27	32,607	27,265
9/27	at Houston .....	W	20-10	39,840	38,779
10/3	OAKLAND .....	W	20-13	57,140	54,412
10/10	at New York Jets .....	W	20-6	62,712	61,801
10/18	at Buffalo .....	W	33-14	41,312	40,820
10/25	CLEVELAND .....	L	0-28	75,313	70,872
11/1	at Baltimore .....	L	0-35	60,240	59,305
11/8	at Philadelphia .....	L	17-24	58,171	53,149
11/15	NEW ORLEANS .....	W	21-10	42,866	41,557
11/22	BALTIMORE .....	W	34-17	67,699	63,362
11/30	at Atlanta (MN) .....	W	20-7	54,036	53,303
12/6	BOSTON .....	W	37-20	51,034	46,370
12/13	NEW YORK JETS .....	W	16-10	75,099	71,892
12/20	BUFFALO .....	W	45-7	70,990	64,957
				<b>789,059</b>	<b>747,844</b>

**AMERICAN CONFERENCE PLAYOFF**

12/27	at Oakland .....	L	14-21	54,401	52,594
-------	------------------	---	-------	--------	--------

**1971: Won 10, Lost 3, Tied 1 Head Coach: Don Shula**  
**First - Eastern Division**

				<b>DISTRIB</b>	<b>ACTUAL</b>
9/19	at Denver .....	T	10-10	51,228	50,499
9/26	at Buffalo .....	W	29-14	45,139	44,626
10/3	NEW YORK JETS .....	L	10-14	70,670	67,161
10/10	at Cincinnati .....	W	23-13	60,099	59,090
10/17	NEW ENGLAND .....	W	41-3	58,822	56,222
10/24	at New York Jets .....	W	30-14	62,130	61,170
10/31	at Los Angeles .....	W	20-14	72,903	68,386
11/7	BUFFALO .....	W	34-0	61,016	57,748
11/14	PITTSBURGH .....	W	24-21	66,435	63,178
11/21	BALTIMORE .....	W	17-14	75,312	73,063
11/29	CHICAGO (MN) .....	W	34-3	75,312	73,071
12/5	at New England .....	L	13-34	61,457	60,110
12/11	at Baltimore .....	L	3-14	60,238	59,293
12/19	GREEN BAY .....	W	27-6	75,312	74,215
				<b>896,073</b>	<b>867,832</b>

**AMERICAN CONFERENCE PLAYOFF**

12/25	at Kansas City .....	W	27-24 (2 OT)	50,374	45,882
-------	----------------------	---	--------------	--------	--------

**AMERICAN CONFERENCE CHAMPIONSHIP**

1/2	BALTIMORE .....	W	21-0	78,939	78,629
-----	-----------------	---	------	--------	--------

**SUPER BOWL VI AT NEW ORLEANS**

1/16	Dallas .....	L	3-24	81,023	80,591
------	--------------	---	------	--------	--------

**1972: Won 14, Lost 0 Head Coach: Don Shula**  
**First- Eastern Division**

				<b>DISTRIB</b>	<b>ACTUAL</b>
9/17	at Kansas City .....	W	20-10	79,829	78,736
9/24	HOUSTON .....	W	34-13	77,821	75,069
10/1	at Minnesota .....	W	16-14	47,900	45,766
10/8	at New York Jets .....	W	27-17	63,841	61,720
10/15	SAN DIEGO .....	W	24-10	80,010	78,212
10/22	BUFFALO .....	W	24-23	80,010	78,175
10/29	at Baltimore .....	W	23-0	60,000	59,303
11/5	at Buffalo .....	W	30-16	46,206	45,659
11/12	NEW ENGLAND .....	W	52-0	80,010	78,148
11/19	NEW YORK JETS .....	W	28-24	80,010	78,166

11/27	ST. LOUIS (MN) .....	W	31-10	80,010	78,190
12/3	at New England .....	W	37-21	60,999	60,144
12/10	at New York Giants .....	W	23-13	62,728	62,728
12/16	BALTIMORE .....	W	16-0	80,010	78,202
				<b>979,384</b>	<b>958,218</b>

#### AMERICAN CONFERENCE PLAYOFF

12/24	CLEVELAND .....	W	20-14	78,916	78,196
-------	-----------------	---	-------	--------	--------

#### AMERICAN CONFERENCE CHAMPIONSHIP

12/31	at Pittsburgh .....	W	21-17	50,845	50,350
-------	---------------------	---	-------	--------	--------

#### SUPER BOWL VII AT LOS ANGELES

1/14	Washington .....	W	14-7	90,182	85,462
------	------------------	---	------	--------	--------

<b>1973:</b>	<b>Won 12, Lost 2</b>	<b>Head Coach: Don Shula</b>			
	<b>First- Eastern Division</b>				

				<b>DISTRIB</b>	<b>ACTUAL</b>
9/16	● SAN FRANCISCO .....	W	21-13	78,768	68,275
9/23	at Oakland .....	L	7-12	74,121	74,044
9/30	● NEW ENGLAND .....	W	44-23	78,830	62,508
10/7	● NEW YORK JETS .....	W	31-3	78,821	63,850
10/15	● at Cleveland (MN) .....	W	17-9	78,424	72,070
10/21	● BUFFALO .....	W	27-6	78,738	65,241
10/28	● at New England .....	W	30-14	60,268	57,617
11/4	● at New York Jets .....	W	24-14	61,462	57,591
11/11	● BALTIMORE .....	W	44-0	78,854	60,332
11/18	● at Buffalo .....	W	17-0	79,401	77,138
11/22	● at Dallas .....	W	14-7	62,967	58,089
12/3	● PITTSBURGH (MN) .....	W	30-26	78,922	68,901
12/9	at Baltimore .....	L	3-16	57,834	41,005
12/15	● DETROIT .....	W	34-7	78,337	53,375
				<b>1,025,747</b>	<b>880,036</b>

#### AMERICAN CONFERENCE PLAYOFF

12/23	CINCINNATI .....	W	34-16	78,928	75,770
-------	------------------	---	-------	--------	--------

#### AMERICAN CONFERENCE CHAMPIONSHIP

12/30	● OAKLAND .....	W	27-10	79,325	75,105
-------	-----------------	---	-------	--------	--------

#### SUPER BOWL VIII AT HOUSTON

1/13	Minnesota .....	W	24-7	71,882	68,142
------	-----------------	---	------	--------	--------

<b>1974:</b>	<b>Won 11, Lost 3</b>	<b>Head Coach: Don Shula</b>			
	<b>First - Eastern Division</b>				

				<b>DISTRIB</b>	<b>ACTUAL</b>
9/15	at New England .....	L	24-34	55,006	54,193
9/22	● at Buffalo .....	W	24-16	79,463	78,990
9/29	at San Diego .....	W	28-21	45,098	44,706
10/7	● NEW YORK JETS (MN) ...	W	21-17	78,219	61,527
10/13	● at Washington .....	L	17-20	54,395	54,395
10/20	KANSAS CITY .....	W	9-3	75,358	67,779
10/27	BALTIMORE .....	W	17-7	72,849	65,868
11/3	ATLANTA .....	W	42-7	74,935	64,399
11/10	at New Orleans .....	W	21-0	74,289	73,458
11/17	● BUFFALO .....	W	35-28	78,771	69,313
11/24	● at New York Jets .....	L	14-17	60,481	57,162
12/2	CINCINNATI (MN) .....	W	24-3	78,675	71,962
12/8	at Baltimore .....	W	17-16	40,911	34,420
12/15	● NEW ENGLAND .....	W	34-27	78,611	56,920
				<b>947,061</b>	<b>855,092</b>

#### AMERICAN CONFERENCE PLAYOFF

12/21	at Oakland .....	L	26-28	53,023	52,817
-------	------------------	---	-------	--------	--------

<b>1975:</b>	<b>Won 10, Lost 4</b>	<b>Head Coach: Don Shula</b>			
	<b>First (Tied) - Eastern Division</b>				

				<b>DISTRIB</b>	<b>ACTUAL</b>
9/22	OAKLAND (MN) .....	L	21-31	78,805	78,744
9/28	● at New England .....	W	22-14	61,279	60,602
10/5	● at Green Bay .....	W	31-7	56,267	55,270
10/12	PHILADELPHIA .....	W	24-16	62,925	60,127
10/19	● at New York Jets .....	W	43-0	60,471	47,191
10/26	● at Buffalo .....	W	35-30	79,429	79,080
11/2	at Chicago .....	W	46-13	56,577	51,298
11/9	NEW YORK JETS .....	W	27-7	75,631	72,896
11/16	● at Houston .....	L	19-20	50,494	48,892
11/23	BALTIMORE .....	L	17-33	67,029	61,986

12/1	NEW ENGLAND (MN) .....	W	20-7	68,480	61,963
12/7	BUFFALO .....	W	31-21	78,701	74,573
12/14	● at Baltimore .....	L	7-10 (OT)	59,808	59,398
12/20	DENVER .....	W	14-13	56,187	43,064
				<b>912,083</b>	<b>855,084</b>

**1976: Won 6, Lost 8** **Head Coach: Don Shula**  
**Third-Eastern Division**

				<b>DISTRIB</b>	<b>ACTUAL</b>
9/13	at Buffalo (MN) .....	W	30-21	77,800	77,683
9/19	at New England .....	L	14-30	46,227	46,053
9/26	NEW YORK JETS .....	W	16-0	53,600	49,754
10/3	LOS ANGELES .....	L	28-31	65,314	60,753
10/10	● at Baltimore .....	L	14-28	59,295	58,832
10/17	KANSAS CITY .....	L	17-20 (OT)	50,471	43,325
10/24	at Tampa Bay .....	W	23-20	63,016	59,155
10/31	NEW ENGLAND .....	W	10-3	57,984	52,863
11/7	at New York Jets .....	W	27-7	58,882	53,344
11/14	● at Pittsburgh .....	L	3-14	49,813	48,945
11/22	BALTIMORE (MN) .....	L	16-17	68,372	62,104
11/28	at Cleveland .....	L	13-17	76,562	74,715
12/5	BUFFALO .....	W	45-27	51,423	43,475
12/11	MINNESOTA .....	L	7-29	52,945	46,543
				<b>831,704</b>	<b>777,544</b>

**1977: Won 10, Lost 4** **Head Coach: Don Shula**  
**First (Tied) - Eastern Division**

				<b>DISTRIB</b>	<b>ACTUAL</b>
9/18	at Buffalo .....	W	13-0	78,048	76,097
9/25	at San Francisco .....	W	19-15	45,560	40,503
10/2	HOUSTON .....	W	27-7	50,764	49,619
10/9	at Baltimore .....	L	28-45	57,829	57,005
10/16	NEW YORK JETS .....	W	21-17	45,048	43,446
10/23	SEATTLE .....	W	31-13	38,967	29,858
10/30	SAN DIEGO .....	L	13-14	47,525	40,670
11/6	at New York Jets .....	W	14-10	53,698	51,582
11/13	NEW ENGLAND .....	W	17-5	67,907	67,502
11/20	● at Cincinnati .....	L	17-23	58,710	46,733
11/24	● at St. Louis .....	W	55-14	50,855	50,269
12/5	● BALTIMORE (MN) .....	W	17-6	74,216	68,977
12/11	● at New England .....	L	10-14	61,279	61,064
12/17	BUFFALO .....	W	31-14	45,855	39,626
				<b>776,261</b>	<b>722,951</b>

**1978: Won 11, Lost 5** **Head Coach: Don Shula**  
**First (Tied) - Eastern Division**

				<b>DISTRIB</b>	<b>ACTUAL</b>
9/3	at New York Jets .....	L	20-33	53,941	49,598
9/10	at Baltimore .....	W	42-0	47,658	46,426
9/17	BUFFALO .....	W	31-24	51,362	48,373
9/24	● at Philadelphia .....	L	3-17	64,328	62,998
10/1	ST. LOUIS .....	W	24-10	47,650	43,882
10/9	CINCINNATI (MN) .....	W	21-0	57,481	54,729
10/15	at San Diego .....	W	28-21	51,426	50,637
10/22	● at New England .....	L	24-33	61,297	60,424
10/29	BALTIMORE .....	W	26-8	55,783	53,524
11/5	● DALLAS .....	W	23-16	74,058	70,414
11/12	at Buffalo .....	W	25-24	50,110	48,623
11/20	● at Houston (MN) .....	L	30-35	51,189	50,290
11/26	NEW YORK JETS .....	L	13-24	53,900	49,255
12/3	● at Washington .....	W	16-0	54,239	52,860
12/10	OAKLAND .....	W	23-6	73,889	73,003
12/18	NEW ENGLAND (MN) .....	W	23-3	73,945	72,071
				<b>922,256</b>	<b>887,107</b>

**AFC WILD-CARD PLAYOFF**

12/24	HOUSTON .....	L	9-17	72,445	70,036
-------	---------------	---	------	--------	--------

**1979: Won 10, Lost 6** **Head Coach: Don Shula**  
**First - Eastern Division**

				<b>DISTRIB</b>	<b>ACTUAL</b>
9/2	at Buffalo .....	W	9-7	70,841	69,441
9/9	SEATTLE .....	W	19-10	60,045	56,233



9/16	● at Minnesota .....	W	27-12	47,748	44,187
9/23	CHICAGO .....	W	31-16	66,598	66,011
9/30	at New York Jets .....	L	27-33	59,595	51,496
10/8	● at Oakland (MN).....	L	3-13	53,419	52,419
10/14	BUFFALO .....	W	17-7	54,062	45,597
10/21	● at New England .....	L	13-28	61,297	61,096
10/28	GREEN BAY .....	W	27-7	54,343	47,741
11/5	HOUSTON (MN) .....	L	6-9	73,900	70,273
11/11	BALTIMORE .....	W	19-0	56,884	50,193
11/18	at Cleveland .....	L	24-30 (OT)	81,300	80,374
11/25	at Baltimore .....	W	28-24	44,989	36,016
11/29	● NEW ENGLAND (TH) .....	W	39-24	73,628	69,174
12/9	at Detroit .....	W	28-10	79,073	78,087
12/15	NEW YORK JETS .....	L	24-27	58,620	49,915
				<b>996,342</b>	<b>930,253</b>

#### AMERICAN CONFERENCE PLAYOFF

12/30	● at Pittsburgh .....	L	14-34	50,320	50,214
-------	-----------------------	---	-------	--------	--------

**1980: Won 8, Lost 8  
Third - Eastern Division**

**Head Coach: Don Shula**

				<b>DISTRIB</b>	<b>ACTUAL</b>
9/7	at Buffalo .....	L	7-17	80,020	79,598
9/14	CINCINNATI .....	W	17-16	45,480	38,322
9/21	● at Atlanta .....	W	20-17	58,558	55,479
9/28	NEW ORLEANS.....	W	21-16	46,599	40,946
10/5	BALTIMORE.....	L	17-30	53,838	50,631
10/12	● at New England .....	L	0-34	60,392	60,377
10/19	BUFFALO .....	W	17-14	49,499	41,636
10/27	at New York Jets (MN) .....	L	14-17	59,677	53,046
11/2	at Oakland .....	L	10-16	47,274	46,378
11/9	● at Los Angeles .....	W	35-14	67,751	62,198
11/16	SAN FRANCISCO.....	W	17-13	50,219	45,135
11/20	SAN DIEGO (TH) .....	L	24-27 (OT)	66,009	63,013
11/30	● at Pittsburgh .....	L	10-23	54,082	51,384
12/8	NEW ENGLAND (MN) .....	W	16-13 (OT)	63,936	63,292
12/14	at Baltimore .....	W	24-14	36,136	30,564
12/20	NEW YORK JETS.....	L	17-24	47,920	41,854
				<b>887,390</b>	<b>823,853</b>

**1981: Won 11, Lost 4, Tied 1  
First - Eastern Division**

**Head Coach: Don Shula**

				<b>DISTRIB</b>	<b>ACTUAL</b>
9/6	at St. Louis .....	W	20-7	50,923	50,351
9/10	PITTSBURGH (TH) .....	W	30-10	75,059	74,190
9/20	● at Houston .....	W	16-10	51,344	47,379
9/27	at Baltimore .....	W	31-28	42,452	41,630
10/4	NEW YORK JETS.....	T	28-28 (OT)	69,631	68,723
10/12	● at Buffalo (MN) .....	L	21-31	79,275	78,576
10/18	WASHINGTON.....	W	13-10	51,710	47,367
10/25	● at Dallas .....	L	27-28	65,066	64,221
11/1	BALTIMORE .....	W	27-10	50,473	46,061
11/8	● at New England.....	W	30-27 (OT)	61,297	60,436
11/15	OAKLAND .....	L	17-33	66,359	61,777
11/22	● at New York Jets .....	L	15-16	60,370	59,962
11/30	● PHILADELPHIA (MN).....	W	13-10	73,916	67,797
12/6	NEW ENGLAND .....	W	24-14	54,326	50,421
12/13	at Kansas City.....	W	17-7	57,477	57,407
12/19	BUFFALO .....	W	16-6	73,629	72,956
				<b>983,307</b>	<b>949,254</b>

#### AMERICAN CONFERENCE PLAYOFF

1/2	● SAN DIEGO .....	L	38-41 (OT)	74,233	73,735
-----	-------------------	---	------------	--------	--------

**1982: Won 7, Lost 2  
Second (Tied) - American Football Conference**

**Head Coach: Don Shula**

				<b>DISTRIB</b>	<b>ACTUAL</b>
9/12	at New York Jets .....	W	45-28	54,236	53,360
9/19	BALTIMORE .....	W	24-20	53,823	51,999
11/21	at Buffalo .....	W	9-7	54,475	52,945
11/29	at Tampa Bay (MN) .....	L	17-23	70,686	54,854
12/5	MINNESOTA .....	W	22-14	50,474	45,721
12/12	at New England .....	L	0-3	33,293	25,716

12/18	NEW YORK JETS .....	W	20-19	67,825	67,702
12/27	BUFFALO (MN) .....	W	27-10	75,051	73,924
1/2	at Baltimore .....	W	34-7	22,354	19,073

**482,217 445,294**

**Games Lost to Strike:** at Green Bay (9/26), at Cincinnati (10/3), DETROIT (10/10), NEW ENGLAND (10/17), at L.A. Raiders (10/31), SAN DIEGO (MN, 11/8), CLEVELAND (11/14)

**AMERICAN CONFERENCE PLAYOFF (first round)**

1/8	NEW ENGLAND .....	W	28-13	70,881	68,842
-----	-------------------	---	-------	--------	--------

**AMERICAN CONFERENCE PLAYOFF (second round)**

1/16	● SAN DIEGO .....	W	34-13	73,772	71,383
------	-------------------	---	-------	--------	--------

**AMERICAN CONFERENCE CHAMPIONSHIP**

1/23	● NEW YORK JETS .....	W	14-0	74,918	67,396
------	-----------------------	---	------	--------	--------

**SUPER BOWL XVII AT PASADENA**

1/30	Washington .....	L	17-27		103,667
------	------------------	---	-------	--	---------

**1983: Won 12, Lost 4 Head Coach: Don Shula**  
**First - Eastern Division**

				<b>DISTRIB</b>	<b>ACTUAL</b>
9/4	at Buffalo .....	W	12-0	80,020	78,715
9/11	NEW ENGLAND .....	W	34-24	62,309	59,343
9/19	at L.A. Raiders (MN) .....	L	14-27	60,696	57,796
9/25	KANSAS CITY .....	W	14-6	55,125	50,785
10/2	at New Orleans .....	L	7-17	71,081	66,489
10/9	BUFFALO .....	L	35-38 (OT)	62,716	59,948
10/16	at New York Jets .....	W	32-14	60,370	58,615
10/23	at Baltimore .....	W	21-7	45,768	32,343
10/30	L.A. RAMS .....	W	30-14	74,856	72,175
11/6	at San Francisco .....	W	20-17	61,047	57,832
11/13	at New England .....	L	6-17	61,150	60,771
11/20	BALTIMORE .....	W	37-0	59,736	54,482
11/28	● CINCINNATI (MN) .....	W	38-14	75,007	74,506
12/4	at Houston .....	W	24-17	50,365	39,434
12/10	ATLANTA .....	W	31-24	62,552	56,725
12/16	NEW YORK JETS (FR) ...	W	34-14	75,057	59,975
				<b>1,017,855</b>	<b>939,934</b>

**AMERICAN CONFERENCE PLAYOFF**

12/31	SEATTLE .....	L	20-27	75,116	71,032
-------	---------------	---	-------	--------	--------

**1984: Won 14, Lost 2 Head Coach: Don Shula**  
**First - Eastern Division**

				<b>DISTRIB</b>	<b>ACTUAL</b>
9/2	● at Washington .....	W	35-17	55,431	52,683
9/9	NEW ENGLAND .....	W	28-7	67,843	66,083
9/17	at Buffalo (MN) .....	W	21-17	66,317	65,455
9/23	INDIANAPOLIS .....	W	44-7	57,813	55,415
9/30	at St. Louis .....	W	36-28	48,605	46,991
10/7	● at Pittsburgh .....	W	31-7	59,103	59,103
10/14	HOUSTON .....	W	28-10	59,106	54,080
10/21	at New England .....	W	44-24	60,890	60,711
10/28	BUFFALO .....	W	38-7	61,897	58,824
11/4	at New York Jets .....	W	31-17	76,891	72,655
11/11	PHILADELPHIA .....	W	24-23	70,805	70,227
11/18	at San Diego .....	L	28-34 (OT)	60,234	53,041
11/26	NEW YORK JETS (MN) ...	W	28-17	75,002	74,884
12/2	● L.A. RAIDERS .....	L	34-45	75,151	71,222
12/9	● at Indianapolis .....	W	35-17	60,695	60,411
12/17	● DALLAS (MN) .....	W	28-21	75,105	74,139
				<b>1,030,888</b>	<b>995,924</b>

**AMERICAN CONFERENCE PLAYOFF**

12/29	● SEATTLE .....	W	31-10	74,291	73,469
-------	-----------------	---	-------	--------	--------

**AMERICAN CONFERENCE CHAMPIONSHIP**

1/6	● PITTSBURGH .....	W	45-28	76,029	76,029
-----	--------------------	---	-------	--------	--------

**SUPER BOWL XIX AT PALO ALTO**

1/20	San Francisco .....	L	16-38		84,059
------	---------------------	---	-------	--	--------

**1985: Won 12, Lost 4 Head Coach: Don Shula**  
**First - Eastern Division**

				<b>DISTRIB</b>	<b>ACTUAL</b>
9/8	at Houston .....	L	23-26	50,157	47,656
9/15	INDIANAPOLIS .....	W	30-13	57,772	53,693

9/22	KANSAS CITY .....	W	31-0	72,238	69,791
9/29	● at Denver .....	W	30-26	75,100	73,614
10/6	● PITTSBURGH .....	W	24-20	75,070	72,820
10/14	● at New York Jets (MN) .....	L	7-23	76,891	73,807
10/20	TAMPA BAY .....	W	41-38	62,987	62,335
10/27	● at Detroit .....	L	21-31	80,638	75,291
11/3	● at New England .....	L	13-17	61,000	58,811
11/10	● NEW YORK JETS .....	W	21-17	75,275	73,695
11/17	● at Indianapolis .....	W	34-20	60,656	59,666
11/24	at Buffalo .....	W	23-14	53,529	50,474
12/2	● CHICAGO (MN) .....	W	38-24	75,594	75,594
12/8	● at Green Bay .....	W	34-24	56,860	52,671
12/16	● NEW ENGLAND (MN) .....	W	30-27	75,825	69,489
12/22	BUFFALO .....	W	28-0	65,686	64,811
				<b>1,075,278</b>	<b>1,034,218</b>

#### AMERICAN CONFERENCE PLAYOFF

1/4	● CLEVELAND .....	W	24-21	75,842	75,128
-----	-------------------	---	-------	--------	--------

#### AMERICAN CONFERENCE CHAMPIONSHIP

1/12	● NEW ENGLAND .....	L	14-31	76,270	74,978
------	---------------------	---	-------	--------	--------

**1986: Won 8, Lost 8**

**Head Coach: Don Shula**

**Third - Eastern Division**

				<b>DISTRIB</b>	<b>ACTUAL</b>
9/7	● at San Diego .....	L	28-50	60,147	57,726
9/14	INDIANAPOLIS .....	W	30-10	58,442	51,848
9/21	● at New York Jets .....	L	45-51 (OT)	76,891	71,025
9/28	SAN FRANCISCO .....	L	16-31	74,730	70,264
10/5	● at New England .....	L	7-34	61,000	60,689
10/12	BUFFALO .....	W	27-14	59,089	49,467
10/19	● L.A. RAIDERS .....	L	28-30	75,284	53,421
10/26	● at Indianapolis .....	W	17-13	60,596	58,350
11/2	HOUSTON .....	W	28-7	56,321	43,804
11/10	● at Cleveland (MN) .....	L	16-26	79,793	77,949
11/16	● at Buffalo .....	W	34-24	80,290	76,474
11/24	● NEW YORK JETS (MN) .....	W	45-3	76,254	70,206
11/30	ATLANTA .....	L	14-20	62,309	53,762
12/7	at New Orleans .....	W	31-27	69,136	64,761
12/14	● at L.A. Rams .....	W	37-31 (OT)	68,379	62,629
12/22	NEW ENGLAND (MN) .....	L	27-34	76,254	74,516
				<b>1,094,915</b>	<b>996,891</b>

**1987: Won 8, Lost 7**

**Head Coach: Don Shula**

**Second (Tied) - Eastern Division**

				<b>DISTRIB</b>	<b>ACTUAL</b>
9/13	● at New England .....	L	21-28	60,864	54,642
9/20	at Indianapolis .....	W	23-10	58,704	57,524
10/4	● at Seattle .....	L	20-24	32,056	19,448
10/11	KANSAS CITY .....	W	42-0	43,875	25,867
10/18	● at New York Jets .....	L	31-37 (OT)	39,000	18,249
10/25	BUFFALO .....	L	31-34 (OT)	70,592	61,295
11/1	PITTSBURGH .....	W	35-24	72,028	52,578
11/8	● at Cincinnati .....	W	20-14	59,931	53,840
11/15	INDIANAPOLIS .....	L	21-40	72,070	65,433
11/22	● at Dallas (SN) .....	W	20-14	63,292	56,519
11/29	at Buffalo .....	L	0-27	72,350	68,055
12/7	● NEW YORK JETS (MN) .....	W	37-28	72,672	62,592
12/13	● at Philadelphia .....	W	28-10	65,746	63,841
12/20	● WASHINGTON (SN) .....	W	23-21	72,743	65,715
12/28	● NEW ENGLAND (MN) .....	L	10-24	72,630	61,192
				<b>928,553</b>	<b>786,790</b>

**Game Lost to Strike: NEW YORK GIANTS (9/27)**

**1988: Won 6, Lost 10**

**Head Coach: Don Shula**

**Fifth - Eastern Division**

				<b>DISTRIB</b>	<b>ACTUAL</b>
9/4	● at Chicago .....	L	7-34	66,496	63,330
9/11	● at Buffalo .....	L	6-9	80,343	79,529
9/18	GREEN BAY .....	W	24-14	61,965	54,409
9/25	● at Indianapolis .....	L	13-15	60,577	59,638
10/2	MINNESOTA .....	W	24-7	65,757	59,867
10/9	at L.A. Raiders .....	W	24-14	55,178	50,751



10/16	SAN DIEGO .....	W	31-28	64,623	58,972
10/23	NEW YORK JETS .....	L	30-44	72,756	68,292
10/30	at Tampa Bay .....	W	17-14	74,314	67,352
11/6	● at New England .....	L	10-21	60,945	60,840
11/14	BUFFALO (MN) .....	L	6-31	72,610	67,091
11/20	NEW ENGLAND (SN) .....	L	3-6	65,009	53,525
11/27	● at New York Jets .....	L	34-38	76,891	52,752
12/4	INDIANAPOLIS .....	L	28-31	61,613	45,236
12/12	CLEVELAND (MN) .....	W	38-31	71,518	61,884
12/18	● at Pittsburgh .....	L	24-40	59,000	36,051
				<b>1,069,595</b>	<b>939,519</b>

**1989: Won 8, Lost 8 Head Coach: Don Shula**  
**Second (Tied) - Eastern Division**

				<b>DISTRIB</b>	<b>ACTUAL</b>
9/10	BUFFALO .....	L	24-27	58,373	54,541
9/17	at New England .....	W	24-10	58,089	57,043
9/24	NEW YORK JETS .....	L	33-40	67,673	65,908
10/1	at Houston .....	L	7-39	53,617	53,326
10/8	CLEVELAND .....	W	13-10 (OT)	64,542	58,444
10/15	● at Cincinnati .....	W	20-13	60,044	58,184
10/22	GREEN BAY .....	W	23-20	60,570	56,624
10/29	● at Buffalo .....	L	17-31	80,422	80,208
11/5	INDIANAPOLIS .....	W	19-13	57,916	52,680
11/12	● at New York Jets .....	W	31-23	76,891	65,923
11/19	at Dallas .....	W	17-14	58,738	56,044
11/26	PITTSBURGH .....	L	14-34	65,302	59,936
12/3	at Kansas City .....	L	21-26	56,004	54,610
12/10	NEW ENGLAND (SN) .....	W	31-10	62,127	55,918
12/17	● at Indianapolis .....	L	13-42	60,643	55,665
12/24	KANSAS CITY .....	L	24-27	55,952	43,612
				<b>996,903</b>	<b>928,666</b>

**1990: Won 12, Lost 4 Head Coach: Don Shula**  
**Second - Eastern Division**

				<b>DISTRIB</b>	<b>ACTUAL</b>
9/9	at New England .....	W	27-24	45,628	45,305
9/16	BUFFALO .....	W	30-7	68,490	68,142
9/23	● at New York Giants .....	L	3-20	77,186	76,483
9/30	● at Pittsburgh .....	W	28-6	59,000	54,691
10/7	NEW YORK JETS .....	W	20-16	71,835	69,678
10/18	NEW ENGLAND (TH) .....	W	17-10	65,017	62,630
10/28	● at Indianapolis .....	W	27-7	60,649	59,213
11/4	PHOENIX .....	W	23-3	57,652	54,924
11/11	● at New York Jets .....	W	17-3	76,891	68,362
11/19	● L.A. RAIDERS (MN) .....	L	10-13	72,393	70,553
11/25	at Cleveland .....	W	30-13	73,195	70,225
12/2	● at Washington .....	L	20-42	55,683	53,599
12/9	● PHILADELPHIA (SN) .....	W	23-20 (OT)	71,904	67,034
12/16	SEATTLE .....	W	24-17	61,843	57,851
12/23	● at Buffalo .....	L	14-24	80,433	80,235
12/30	INDIANAPOLIS .....	W	23-17	63,797	59,547
				<b>1,061,596</b>	<b>1,018,472</b>

**AMERICAN CONFERENCE FIRST ROUND PLAYOFF**

1/5	● KANSAS CITY .....	W	17-16	73,067	67,276
-----	---------------------	---	-------	--------	--------

**AMERICAN CONFERENCE DIVISIONAL PLAYOFF**

1/12	● at Buffalo .....	L	34-44	80,252	77,087
------	--------------------	---	-------	--------	--------

**1991: Won 8, Lost 8 Head Coach: Don Shula**  
**Second (Tied) - Eastern Division**

				<b>DISTRIB</b>	<b>ACTUAL</b>
9/1	● at Buffalo .....	L	31-35	80,368	80,252
9/8	INDIANAPOLIS .....	W	17-6	55,076	51,155
9/15	at Detroit .....	L	13-17	59,693	56,896
9/22	GREEN BAY .....	W	16-13	57,799	56,583
9/29	● at New York Jets .....	L	23-41	76,891	71,170
10/6	at New England .....	W	20-10	55,075	49,749
10/13	● at Kansas City .....	L	7-42	77,865	76,021
10/20	HOUSTON .....	L	13-17	66,328	60,705
11/3	at Indianapolis .....	W	10-6	57,154	55,899
11/10	NEW ENGLAND (SN) .....	W	30-20	59,169	56,065

11/18	● BUFFALO (MN).....	L	27-41	72,839	71,062
11/24	● at Chicago.....	W	16-13 (OT)	66,946	58,288
12/1	TAMPA BAY.....	W	33-14	59,393	51,036
12/9	CINCINNATI (MN).....	W	37-13	64,844	60,616
12/15	at San Diego.....	L	30-38	53,140	47,731
12/22	● NEW YORK JETS.....	L	20-23 (OT)	72,487	69,636
				<b>1,035,067</b>	<b>972,864</b>

**1992: Won 11, Lost 5**  
**First - Eastern Division**

**Head Coach: Don Shula**

				<b>DISTRIB</b>	<b>ACTUAL</b>
9/14	at Cleveland (MN).....	W	27-23	76,910	74,765
9/20	L.A. RAMS.....	W	26-10	59,892	55,945
9/27	● at Seattle.....	W	19-17	65,879	59,374
10/4	● at Buffalo.....	W	37-10	80,404	80,368
10/11	ATLANTA.....	W	21-17	71,646	68,633
10/18	NEW ENGLAND.....	W	38-17	61,120	57,282
10/25	INDIANAPOLIS.....	L	20-31	62,515	61,117
11/1	● at New York Jets.....	L	14-26	76,891	69,313
11/8	at Indianapolis.....	W	28-0	61,046	59,892
11/16	● BUFFALO (MN).....	L	20-26	72,460	70,629
11/22	● HOUSTON.....	W	19-16	72,009	63,597
11/29	● at New Orleans.....	L	13-24	68,591	68,591
12/6	● at San Francisco.....	L	3-27	66,461	58,474
12/14	● L.A. RAIDERS (MN).....	W	20-7	72,220	67,098
12/20	● NEW YORK JETS (SN) ...	W	19-17	72,133	68,275
12/27	at New England.....	W	16-13 (OT)	43,137	34,726
				<b>1,083,314</b>	<b>1,018,079</b>

**AMERICAN CONFERENCE DIVISIONAL PLAYOFF**

1/10	● SAN DIEGO.....	W	31-0	72,625	71,224
1/17	● BUFFALO.....	L	10-29	72,996	72,703

**AMERICAN CONFERENCE CHAMPIONSHIP**

**1993: Won 9, Lost 7**  
**Second - Eastern Division**

**Head Coach: Don Shula**

				<b>DISTRIB</b>	<b>ACTUAL</b>
9/5	at Indianapolis.....	W	24-20	54,249	51,858
9/12	NEW YORK JETS.....	L	14-24	73,150	70,314
9/26	● at Buffalo.....	W	22-13	80,076	79,635
10/4	● WASHINGTON (MN).....	W	17-10	73,672	68,568
10/10	● at Cleveland.....	W	24-14	78,512	78,138
10/24	INDIANAPOLIS (SN).....	W	41-27	61,209	57,301
10/31	● KANSAS CITY.....	W	30-10	73,886	67,765
11/7	● at New York Jets.....	L	10-27	77,289	71,306
11/14	● at Philadelphia.....	W	19-14	66,552	64,213
11/21	NEW ENGLAND.....	W	17-13	65,929	59,982
11/25	● at Dallas.....	W	16-14	60,198	60,198
12/5	● NEW YORK GIANTS.....	L	14-19	74,444	72,161
12/13	● PITTSBURGH (MN).....	L	20-21	73,882	70,232
12/19	● BUFFALO.....	L	34-47	74,504	71,597
12/27	● at San Diego (MN).....	L	20-45	63,349	60,311
1/2	● at New England.....	L	27-33 (OT)	60,290	53,883
				<b>1,111,191</b>	<b>1,057,462</b>

**1994: Won 10, Lost 6**  
**First - Eastern Division**

**Head Coach: Don Shula**

				<b>DISTRIB</b>	<b>ACTUAL</b>
9/4	NEW ENGLAND.....	W	39-35	73,821	71,023
9/11	● Green Bay (at Mil.).....	W	24-14	56,051	55,011
9/18	● NEW YORK JETS.....	W	28-14	73,925	68,977
9/25	● at Minnesota.....	L	35-38	64,035	64,035
10/2	● at Cincinnati (SN).....	W	23-7	59,943	55,056
10/9	● at Buffalo.....	L	11-21	79,583	79,491
10/16	● L.A. RAIDERS.....	W	20-17 (OT)	74,207	70,112
10/30	● at New England.....	W	23-3	60,292	59,167
11/6	INDIANAPOLIS.....	W	22-21	74,028	71,158
11/13	● CHICAGO.....	L	14-17	74,340	64,871
11/20	● at Pittsburgh.....	L	13-16 (OT)	59,148	59,148
11/27	● at New York Jets.....	W	28-24	77,716	75,606
12/4	● BUFFALO (SN).....	L	31-42	74,436	69,358
12/12	● KANSAS CITY (MN).....	W	45-28	74,421	71,578

12/18	● at Indianapolis.....	L	6-10	60,714	58,867
12/25	● DETROIT (SN).....	W	27-20	74,302	70,980
				1,110,962	1,064,438
AMERICAN CONFERENCE FIRST-ROUND PLAYOFF					
12/31	● KANSAS CITY.....	W	27-17	74,248	69,757
AMERICAN CONFERENCE DIVISIONAL PLAYOFF					
1/8	● at San Diego.....	L	21-22	63,682	63,381
1995:	Won 9, Lost 7 Second (Tied) - Eastern Division			Head Coach: Don Shula	
				DISTRIB	ACTUAL
9/3	● NEW YORK JETS.....	W	52-14	74,900	71,317
9/10	● at New England.....	W	20-3	60,292	60,239
9/18	● PITTSBURGH (MN).....	W	23-10	75,186	72,874
10/1	● at Cincinnati.....	W	26-23	56,448	52,671
10/8	● INDIANAPOLIS.....	L	24-27 (OT)	75,181	68,471
10/15	at New Orleans.....	L	30-33	64,529	55,628
10/22	● at N.Y. Jets.....	L	16-17	77,716	67,228
10/29	● BUFFALO.....	W	23-6	75,224	71,060
11/5	● at San Diego (SN).....	W	24-14	63,199	61,996
11/12	● NEW ENGLAND.....	L	17-34	75,378	70,399
11/20	● SAN FRANCISCO (MN)...	L	20-44	75,557	73,080
11/26	● at Indianapolis.....	L	28-36	60,902	60,414
12/3	● ATLANTA.....	W	21-20	75,217	63,395
12/11	● KANSAS CITY (MN).....	W	13-6	75,311	70,321
12/17	● at Buffalo.....	L	20-23	79,703	79,531
12/24	● at St. Louis.....	W	41-22	65,728	63,876
				1,129,674	1,062,500
AMERICAN CONFERENCE FIRST-ROUND PLAYOFF					
12/30	● at Buffalo.....	L	22-37	79,671	73,103
1996:	Won 8, Lost 8 Fourth - Eastern Division			Head Coach: Jimmy Johnson	
				DISTRIB	ACTUAL
9/1	● NEW ENGLAND.....	W	24-10	74,855	71,542
9/8	at Arizona (SN).....	W	38-10	57,988	55,444
9/15	● NEW YORK JETS.....	W	36-27	75,103	68,137
9/23	● at Indianapolis (MN).....	L	6-10	61,393	60,891
10/6	● SEATTLE.....	L	15-22	75,224	59,539
10/13	● at Buffalo.....	W	21-7	79,803	79,642
10/20	● at Philadelphia.....	L	28-35	66,890	66,240
10/27	● DALLAS.....	L	10-29	75,651	75,283
11/3	● at New England.....	L	23-42	60,292	58,942
11/10	● INDIANAPOLIS.....	W	37-13	75,387	66,623
11/17	at Houston.....	W	23-20	48,890	47,358
11/25	● PITTSBURGH (MN).....	L	17-24	75,507	73,489
12/1	● at Oakland.....	L	7-17	61,436	60,591
12/8	● NEW YORK GIANTS.....	L	7-17	75,234	63,889
12/16	● BUFFALO (MN).....	W	16-14	75,388	67,016
12/22	● at New York Jets.....	W	31-28	77,716	47,271
				1,115,257	1,022,297
1997:	Won 9, Lost 7 Second - Eastern Division			Head Coach: Jimmy Johnson	
8/31	INDIANAPOLIS.....	W	16-10		70,813
9/7	TENNESSEE.....	W	16-13 (OT)		64,439
9/14	● at Green Bay.....	L	18-23		60,075
9/21	● at Tampa Bay (SN).....	L	21-31		73,314
10/5	● KANSAS CITY.....	W	17-14		71,794
10/12	● at New York Jets.....	W	31-20		75,601
10/19	● at Baltimore.....	W	24-13		64,354
10/27	● CHICAGO (MN).....	L	33-36 (OT)		73,156
11/2	● at Buffalo.....	L	6-9		78,011
11/9	● NEW YORK JETS.....	W	24-17		73,089
11/17	● BUFFALO (MN).....	W	30-13		74,155
11/23	● at New England.....	L	24-27		59,002
11/30	at Oakland.....	W	34-16		50,569
12/7	● DETROIT (SN).....	W	33-30		72,266
12/14	● at Indianapolis.....	L	0-41		61,282



12/22	● NEW ENGLAND (MN) .....	L	12-14	74,379
				<b>1,095,669</b>
<b>AMERICAN CONFERENCE FIRST-ROUND PLAYOFF</b>				
12/28	● at New England.....	L	3-17	60,041
<b>1998:</b>	<b>Won 10, Lost 6</b>			<b>Head Coach: Jimmy Johnson</b>
	<b>Second - Eastern Division</b>			
				<b>PAID</b>
9/6	● at Indianapolis .....	W	24-15	65,087
9/13	● BUFFALO .....	W	13-7	73,097
9/20	● PITTSBURGH .....	W	21-0	73,948
10/4	● at N.Y. Jets .....	L	9-20	75,257
10/12	● at Jacksonville (MN).....	L	21-28	74,051
10/18	ST. LOUIS .....	W	14-0	65,418
10/25	● NEW ENGLAND .....	W	12-9 (OT)	73,973
11/1	● at Buffalo .....	L	24-30	79,011
11/8	● INDIANAPOLIS .....	W	27-14	73,400
11/15	at Carolina .....	W	13-9	67,887
11/23	● at New England (MN).....	L	23-26	58,729
11/29	● NEW ORLEANS.....	W	30-10	73,216
12/6	at Oakland .....	W	27-17	61,254
12/13	● N.Y. JETS (SN) .....	L	16-21	74,369
12/21	● DENVER (MN) .....	W	31-21	74,363
12/ 27	● at Atlanta .....	L	16-38	69,754
				<b>1,132,814</b>
<b>AMERICAN CONFERENCE FIRST-ROUND PLAYOFF</b>				
1/2	● BUFFALO .....	W	24-17	72,698
<b>AMERICAN CONFERENCE DIVISIONAL PLAYOFF</b>				
1/9	● at Denver.....	L	3-38	75,729
<b>1999:</b>	<b>Won 9, Lost 7</b>			<b>Head Coach: Jimmy Johnson</b>
	<b>Second - Eastern Division</b>			
				<b>PAID</b>
9/13	● at Denver (MN) .....	W	38-21	75,623
9/19	● ARIZONA .....	W	19-16	73,618
10/4	● BUFFALO (MN).....	L	18-23	74,073
10/10	● at Indianapolis .....	W	34-31	56,810
10/17	● at New England.....	W	31-30	60,006
10/24	● PHILADELPHIA .....	W	16-13	73,975
10/31	at Oakland.....	W	16-9	61,556
11/7	● TENNESSEE (SN) .....	W	17-0	74,109
11/14	● at Buffalo .....	L	3-23	72,810
11/21	● NEW ENGLAND .....	W	28-17	74,295
11/25	● at Dallas .....	L	0-20	64,328
12/5	● INDIANAPOLIS .....	L	34-37	74,096
12/12	● at New York Jets .....	L	20-28	78,246
12/19	● SAN DIEGO .....	W	12-9	73,765
12/27	● NEW YORK JETS (MN)...	L	31-38	74,230
1/2	● at Washington .....	L	10-21	78,106
				<b>1,139,646</b>
<b>AMERICAN CONFERENCE FIRST-ROUND PLAYOFF</b>				
1/9	● at Seattle .....	W	20-17	66,170
<b>AMERICAN CONFERENCE DIVISIONAL PLAYOFF</b>				
1/15	● at Jacksonville.....	L	7-62	75,173
<b>2000:</b>	<b>Won 11, Lost 5</b>			<b>Head Coach: Dave Wannstedt</b>
	<b>First - Eastern Division</b>			
				<b>PAID</b>
9/3	● SEATTLE.....	W	23-0	72,949
9/10	● at Minnesota.....	L	7-13	64,112
9/17	● BALTIMORE (SN) .....	W	19-6	73,464
9/24	● NEW ENGLAND .....	W	10-3	73,344
10/1	at Cincinnati .....	W	31-16	61,535
10/8	● BUFFALO .....	W	22-13	73,901
10/23	● at New York Jets (MN) ....	L	37-40 (OT)	78,389
10/29	● GREEN BAY .....	W	28-20	73,740
11/5	● at Detroit.....	W	23-8	77,813
11/12	● at San Diego .....	W	17-7	56,896
11/19	● NEW YORK JETS.....	L	3-20	74,320
11/26	● at Indianapolis.....	W	17-14	56,935
12/3	● at Buffalo .....	W	33-6	73,002

12/10	● TAMPA BAY .....	L	13-16	74,307
12/17	● INDIANAPOLIS .....	L	13-20	73,884
12/24	● at New England .....	W	27-24	60,292
				<b>1,118,883</b>
<b>AMERICAN CONFERENCE FIRST-ROUND PLAYOFF</b>				
12/30	INDIANAPOLIS .....	W	23-17 (OT)	73,193
<b>AMERICAN CONFERENCE DIVISIONAL PLAYOFF</b>				
1/6	● at Oakland .....	L	0-27	61,998
2001:	<b>Won 11, Lost 5</b>			<b>Head Coach: Dave Wannstedt</b>
	<b>Second - Eastern Division</b>			

				<b>PAID</b>
9/9	● at Tennessee (SN) .....	W	31-23	68,798
9/23	● OAKLAND .....	W	18-15	73,404
9/30	● at St. Louis .....	L	10-42	66,046
10/7	● NEW ENGLAND .....	W	30-10	73,024
10/14	● at New York Jets .....	L	17-21	78,823
10/28	at Seattle .....	W	24-20	59,108
11/4	● CAROLINA .....	W	23-6	72,597
11/11	● at Indianapolis .....	W	27-24	57,127
11/18	● NEW YORK JETS .....	L	0-24	74,259
11/25	at Buffalo .....	W	34-27	73,063
12/2	● DENVER .....	W	21-10	73,938
12/10	● INDIANAPOLIS (MN) .....	W	41-6	73,858
12/16	● at San Francisco .....	L	0-21	68,223
12/22	● at New England .....	L	13-20	60,292
12/30	● ATLANTA .....	W	21-14	73,619
1/6	● BUFFALO .....	W	34-7	73,428
				<b>1,118,883</b>

<b>AMERICAN CONFERENCE FIRST-ROUND PLAYOFF</b>				
1/13	BALTIMORE .....	L	3-20	72,251
2002:	<b>Won 9, Lost 7</b>			<b>Head Coach: Dave Wannstedt</b>
	<b>Third - Eastern Division</b>			

				<b>PAID</b>
9/8	● DETROIT .....	W	49-21	72,216
9/15	● at Indianapolis .....	W	21-13	56,650
9/22	● NEW YORK JETS .....	W	30-3	73,426
9/29	● at Kansas City .....	L	30-48	78,178
10/6	● NEW ENGLAND .....	W	26-13	73,369
10/13	● at Denver (SN) .....	W	24-22	75,941
10/20	● BUFFALO .....	L	10-23	73,180
11/4	● at Green Bay (MN) .....	L	10-24	63,284
11/10	● at New York Jets (SN) .....	L	10-13	78,920
11/17	● BALTIMORE .....	W	26-7	73,013
11/24	● SAN DIEGO .....	W	30-3	73,138
12/1	● at Buffalo .....	L	21-38	73,287
12/9	● CHICAGO (MN) .....	W	27-9	73,609
12/15	● OAKLAND .....	W	23-17	73,572
12/21	● at Minnesota .....	L	17-20	64,285
12/29	● at New England .....	L	24-27 (OT)	68,436

## MONDAY NIGHT MADNESS IN MIAMI

In their history, the Dolphins have appeared on ABC Monday Night Football a total of 67 times, the most of any NFL team, and six games ahead of the Dallas Cowboys, whose 61 games are second-most in the 33-year history of MNF. In those 67 contests, the Dolphins have compiled a record of 37-30, including a home record of 31-16 (13-12 at Pro Player Stadium) and a road register of 6-14. Their 37 victories also are the most in the history of MNF, one ahead of San Francisco, who has posted 36 victories. Since the inception of MNF in 1970, 1989 has been the only year in which the Dolphins have not make at least one Monday night appearance.

# 1966 FINAL STATISTICS (3-11)

DATE	OPPONENT	SCORE	W/L	ATT.
9/2	OAKLAND	14-23	L	25,188
9/9	NEW YORK	14-19	L	33,650
9/18	at Buffalo	24-58	L	37,176
10/2	at San Diego	10-44	L	26,444
10/9	at Oakland	10-21	L	28,863
10/16	DENVER	24-7	W	22,191
10/23	at Houston	20-13	W	21,999
11/6	BUFFALO	0-29	L	36,685
11/13	at Kansas City	16-34	L	33,733
11/20	at New York	13-30	L	57,092
11/27	BOSTON	14-20	L	22,480
12/4	at Denver	7-17	L	32,116
12/11	KANSAS CITY	18-19	L	17,881
12/18	HOUSTON	29-28	W	19,274

TEAM STATISTICS	MIA.	OPP.
TOTAL FIRST DOWNS	200	237
By Rushing	75	83
By Passing	103	140
By Penalty	22	14
TOTAL NET YARDS	3458	4611
Average Per Game	247.0	329.4
Total Plays	884	857
Average Per Play	3.9	5.4
NET YARDS RUSHING	1410	1510
Average Per Game	100.7	107.9
Total Rushes	394	416
NET YARDS PASSING	2048	3101
Average Per Game	146.3	221.5
Tackled/Yards Lost	36/326	16/180
Gross Yards	2374	3281
Attempts/Completions	454/179	425/198
Completion Percentage	39.4	46.6
Had Intercepted	32	31
PUNTS/AVERAGE	82/39.4	64/43.9
PENALTIES/YARDS	70/630	81/882
FUMBLES/BALL LOST	29/10	25/15
TOUCHDOWNS	26	44
By Rushing	5	15
By Passing	16	25
By Returns	5	4

Score By Quarters	1	2	3	4	Total
DOLPHINS	39	64	24	86	213
OPPONENTS	64	131	83	84	362

RUSHING	NO.	YDS.	AVG.	LG	TD
Auer	121	416	3.4	41	4
Gilchrist	72	262	3.6	22	0
Joe	71	232	3.3	14	0
Wilson	27	137	5.1	37	0
Casares	43	135	3.1	10	0
Price	31	107	3.4	14	0
Chesser	16	74	4.6	19	0
Jackson	2	22	11.0	24	0
Stofa	3	17	5.7	14	0
Wood	5	6	1.2	7	1
Norton	3	2	0.6	3	0
DOLPHINS	394	1410	3.6	41	5
OPPONENTS	416	1510	3.6	50	15

RECEIVING	NO.	YDS.	AVG.	LG	TD
Kocourek	27	320	11.9	43	2
Roberson	26	519	20.0	80	2
Auer	22	263	12.0	27	4
Noonan	17	224	13.2	35	1

PASSING	ATT.	COMP.	YDS.	PCT.	TD	INT.	LG	SCK/LST	RATING
Wood	230	83	993	36.1	4	14	71	20/207	30.5
Wilson	112	46	764	41.1	5	10	80	11/77	42.4
Stofa	57	29	425	50.9	4	2	48	3/29	84.3
Norton	55	21	192	38.2	3	6	43	2/13	27.0
DOLPHINS	454	179	2374	39.4	16	32	80	36/326	39.1
OPPONENTS	425	198	3281	46.6	25	32	89	16/180	61.3

Jackson	16	317	19.8	48	2
Joe	13	116	8.9	67	1
Gilchrist	13	110	8.5	22	1
Roderick	11	156	14.2	64	1
Twilley	10	128	12.8	20	1
Casares	8	45	5.6	20	1
Cronin	7	83	11.9	25	1
Mingo	3	40	13.3	21	0
Moreau	2	15	7.5	9	0
Price	2	14	7.0	9	0
Matthews	1	20	20.0	20	0
Chesser	1	4	4.0	4	0

DOLPHINS	179	2374	13.3	80	16
OPPONENTS	198	3281	16.6	89	25

INTERCEPTIONS	NO.	YDS.	AVG.	LG	TD
West	8	62	7.8	27	0
Warren	5	198	39.6	70	1
Westmoreland	4	104	26.0	42	1
Erlandson	3	31	10.3	26	1
Jaquess	3	27	9.0	27	1
McDaniel	2	20	10.0	20	0
McGeever	2	15	7.5	15	0
Faison	1	26	26.0	26	0
Neff	1	22	22.0	22	0
Emanuel	1	14	14.0	14	0
Rudolph	1	3	3.0	3	0

DOLPHINS	31	522	16.8	70	4
OPPONENTS	32	370	11.6	60	1

PUNTING	NO.	YDS.	AVG.	LG	BK
Wilson	42	1772	42.1	63	1
McDaniel	32	1222	38.2	54	0
Chesser	7	233	33.3	39	0
DOLPHINS	82	3227	39.4	63	1
OPPONENTS	64	2809	43.9	70	0

PUNT RET.	NO.	YDS.	AVG.	LG	TD
Neff	10	60	6.0	15	0
Auer	5	99	19.8	56	0
Matthews	4	38	9.5	19	0
Jackson	2	7	3.5	7	0

DOLPHINS	21	204	9.7	56	0
OPPONENTS	40	412	10.3	72	1

KICKOFF RET.	NO.	YDS.	AVG.	LG	TD
Auer	28	698	24.9	95	1
Neff	15	376	25.1	90	0
Matthews	5	109	21.8	29	0
Hunter	5	84	16.8	29	0
Jaquess	5	77	15.4	23	0
Jackson	4	105	26.3	34	0
Roderick	1	17	17.0	17	0
Branch	1	15	15.0	15	0
Bruggers	1	3	3.0	3	0
Noonan	0	23	-	23	0

DOLPHINS	65	1507	23.2	95	1
OPPONENTS	46	939	43.9	96	1

SCORING	Ru	Pa	Rt	PAT	FG	S	2	TP
Auer	4	4	1	0	0	0	0	54
Mingo	0	0	0	23	23	0	0	53
Jackson	0	2	0	0	0	0	0	12
Kocourek	0	2	0	0	0	0	0	12
Roberson	0	2	0	0	0	0	0	12

Joe	0	1	0	0	0	0	1	8
Casares	0	1	0	0	0	0	0	6
Cronin	0	1	0	0	0	0	0	6
Erlandson	0	0	1	0	0	0	0	6
Gilchrist	0	1	0	0	0	0	0	6
Jaquess	0	0	1	0	0	0	0	6
Noonan	0	1	0	0	0	0	0	6
Roderick	0	1	0	0	0	0	0	6
Warren	0	0	1	0	0	0	0	6
Westmoreland	0	1	0	0	0	0	0	6
Wood	1	0	0	0	0	0	0	6
Wilson	0	0	0	0	0	0	1	2

DOLPHINS	5	16	5	23/23	10/22	0	1	213
OPPONENTS	15	25	4	38/42	18/36	2	1	362

FIELD GOALS	1-19	20-29	30-39	40-49	50+
Mingo	2/3	4/6	1/3	3/8	0/2
DOLPHINS	2/3	4/6	1/3	3/8	0/2
OPPONENTS	3/4	7/12	4/8	3/9	1/3

TWO-POINT CONVERSIONS
Joe 1, Wilson 1.
DOLPHINS 2-3, OPPONENTS 1-2

USUAL STARTERS
OFFENSE
WR ..... Frank Jackson (7)
..... *John Roderick (4)
..... Karl Noonan (3)
LT ..... Maxie Williams (14)
LG ..... Ernie Park (11)
C ..... Tom Goode (13)
RG ..... Billy Neighbors (10)
RT ..... Norm Evans (12)
TE ..... Dave Kocourek (14)
WR ..... Bo Roberson (8)
..... Karl Noonan (4)
QB ..... George Wilson, Jr. (7)
..... Dick Wood (4)
RB ..... Joe Auer (14)
FB ..... Billy Joe (7)
..... Cookie Gilchrist (5)

DEFENSE
LDE ..... Ed Cooke (13)
LDT ..... Tom Nomina (11)
RDT ..... Rich Zecher (9)
RDE ..... LaVerne Torczon (13)
LLB ..... Tom Erlandson (14)
MLB ..... *Frank Emanuel (11)
RLB ..... Wahoo McDaniel (8)
..... Jack Rudolph (4)
LCB ..... Jimmy Warren (14)
RCB ..... Dick Westmoreland (14)
SS ..... Pete Jaquess (9)
FS ..... Willie West (14)

**boldface** indicates Pro Bowl performer  
 \* indicates rookie



# 1967 FINAL STATISTICS (4-10)

DATE	OPPONENT	SCORE	W/L	ATT.
9/17	DENVER	35-21	W	29,072
9/24	KANSAS CITY	0-24	L	33,280
10/1	at New York	7-29	L	59,433
10/8	at Kansas City	0-41	L	42,920
10/15	at Boston	10-41	L	17,859
10/22	NEW YORK	14-33	L	28,392
11/5	at Buffalo	13-35	L	30,950
11/12	at San Diego	0-24	L	32,395
11/19	at Oakland	17-31	L	33,753
11/26	BUFFALO	17-14	W	24,357
12/3	at Houston	14-17	L	20,979
12/10	SAN DIEGO	41-24	W	23,007
12/17	BOSTON	41-32	W	22,079
12/23	HOUSTON	10-41	L	29,628

TEAM STATISTICS	MIA.	OPP.
TOTAL FIRST DOWNS .....	212	269
By Rushing .....	65	106
By Passing .....	123	142
By Penalty .....	24	21
TOTAL NET YARDS .....	3659	4980
Average Per Game .....	261.4	355.7
Total Plays .....	847	843
Average Per Play .....	4.3	5.9
NET YARDS RUSHING .....	1323	2145
Average Per Game .....	94.5	153.2
Total Rushes .....	326	466
NET YARDS PASSING .....	2336	2835
Average Per Game .....	166.9	202.5
Tackled/Yards Lost .....	41/405	28/247
Gross Yards .....	2741	3082
Attempts/Completions .....	480/229	349/188
Completion Percentage .....	47.7	53.8
Had Intercepted .....	28	28
PUNTS/AVERAGE .....	70/41.6	52/41.1
PENALTIES/YARDS .....	53/490	59/691
FUMBLES/BALL LOST .....	36/16	19/8
TOUCHDOWNS .....	28	53
By Rushing .....	10	18
By Passing .....	16	31
By Returns .....	2	4

Score By Quarters	1	2	3	4	Total
DOLPHINS .....	27	75	52	65	- 219
OPPONENTS ....	86	122	101	98	- 407

RUSHING	NO.	YDS.	AVG.	LG	TD
Haynes .....	56	274	4.9	65t	2
Mitchell .....	83	269	3.2	22	3
Harper .....	41	197	4.8	37	1
Price .....	46	179	3.9	38	1
Griese .....	37	157	4.2	22	1
Auer .....	44	128	2.9	23	1
Seiple .....	3	58	19.3	34	0
Jackson .....	1	48	48.0	48	0
Norton .....	7	14	2.0	13	0
Chesser .....	2	3	1.5	2	0
Stofa .....	2	2	1.0	8t	1
Moreau .....	1	-2	-2.0	-2	0
Clancy .....	3	-4	-1.3	2	0
DOLPHINS ....	326	1323	4.1	65t	10
OPPONENTS ....	466	2145	4.6	64	18

RECEIVING	NO.	YDS.	AVG.	LG	TD
Clancy .....	67	868	13.0	44	2
Moreau .....	34	410	12.1	43	3
Twillley .....	24	314	13.1	38	2
Auer .....	18	218	12.1	68t	2
Mitchell .....	18	133	7.4	38	1
Haynes .....	16	100	6.3	22	0
Noonan .....	12	141	11.8	32	1
Harper .....	11	212	19.3	40	3
Carpenter .....	10	127	12.7	42	0
Jackson .....	9	122	13.6	26	1
Price .....	8	56	7.0	27	1
Seiple .....	1	21	21.0	21	0
Beier .....	1	19	19.0	19	0

DOLPHINS ....	229	2741	12.0	68t	16
OPPONENTS ....	188	3082	16.4	51	31

INTERCEPTIONS	NO.	YDS.	AVG.	LG	TD
Westmoreland .....	10	127	12.7	29	1
Bramlett .....	4	35	8.8	22	0
Warren .....	4	22	5.5	17	0
Petrella .....	3	67	22.3	28	0
Erlandson .....	1	37	37.0	17	0
Neff .....	1	32	32.0	32	0
Emanuel .....	1	24	24.0	24	0
Bruggers .....	1	20	20.0	20	0
West .....	1	16	16.0	16	0
McDaniel .....	1	15	15.0	15	0
Beier .....	1	7	7.0	7	0

DOLPHINS ....	28	402	14.4	37	1
OPPONENTS ....	28	395	14.1	55	3

PUNTING	NO.	YDS.	AVG.	LG	BK
Seiple .....	70	2909	41.6	70	1
DOLPHINS ....	70	2909	41.6	70	1
OPPONENTS ....	52	2137	41.1	55	0

PUNT RET.	NO.	YDS.	AVG.	LG	TD
Auer .....	9	42	4.7	16	0
Haynes .....	6	37	6.2	20	0
Neff .....	6	34	5.7	15	0
Harper .....	4	15	3.8	8	0
DOLPHINS ....	25	128	5.1	20	0
OPPONENTS ....	41	268	6.5	34	0

KICKOFF RET.	NO.	YDS.	AVG.	LG	TD
Haynes .....	22	444	20.2	51	0
Auer .....	21	441	21.0	47	0
Neff .....	15	351	23.4	69	0
Roderick .....	4	63	15.8	19	0
Carpenter .....	3	87	29.0	45	0
Mitchell .....	2	57	28.5	37	0

DOLPHINS ....	67	1443	21.5	69	0
OPPONENTS ....	46	1067	23.2	42	0

SCORING	Ru	Pa	Rt	PAT	FG	S	2	TP
Lusteg .....	0	0	0	18/18	7/12	0	0	39
Harper .....	1	3	0	0	0	0	0	24
Mitchell .....	3	1	0	0	0	0	0	24
Auer .....	1	2	0	0	0	0	0	18
Moreau .....	0	3	0	0	0	0	0	18
Clancy .....	0	2	0	0	0	0	0	12
Haynes .....	2	0	0	0	0	0	0	12

Mingo .....	0	0	0	9/9	1/6	0	0	12
Price .....	1	1	0	0	0	0	0	12
Twillley .....	0	2	0	0	0	0	0	12
Griese .....	1	0	0	0	0	0	0	6
Jackson .....	0	1	0	0	0	0	0	6
Noonan .....	0	1	0	0	0	0	0	6
Stofa .....	1	0	0	0	0	0	0	6
Warren .....	0	0	1	0	0	0	0	6
Westmoreland .....	0	0	1	0	0	0	0	6

DOLPHINS .....	10	16	2	27/27	8/18	0	0	219
OPPONENTS .....	18	31	4	47/50	14/26	0	0	407

FIELD GOALS	1-19	20-29	30-39	40-49	50+
Lusteg .....	5/6	0/2	0/0	2/2	0/2
Mingo .....	0/0	0/1	1/2	0/3	0/0
DOLPHINS .....	5/6	0/3	1/2	2/5	0/2
OPPONENTS .....	5/7	3/5	3/6	3/6	0/2

TWO-POINT CONVERSIONS	DOLPHINS 0-1	OPPONENTS 0-3
DOLPHINS .....	0/0	0/0
OPPONENTS .....	0/0	0/0

USUAL STARTERS	OFFENSE
WR .....	Jack Clancy (9)
LT .....	Maxie Williams (14)
LG .....	Fred Woodson (7)
C .....	Ken Rice (4)
RG .....	Tom Goode (14)
RT .....	Billy Neighbors (14)
TE .....	Norm Evans (14)
WR .....	Doug Moreau (14)
WR .....	Frank Jackson (6)
QB .....	Howard Twilley (5)
QB .....	*Bob Griese (11)
RB .....	Jack Harper (6)
RB .....	Joe Auer (5)
FB .....	Sam Price (8)
FB .....	Stan Mitchell (6)

DEFENSE	
LDE .....	Ed Cooke (12)
LDT .....	Ray Jacobs (10)
RDT .....	* John Richardson (8)
RDE .....	Mel Branch (14)
LLB .....	Tom Erlandson (6)
	Jerry Hopkins (6)
MLB .....	Frank Emanuel (8)
	Wahoo McDaniel (6)
RLB .....	John Bramlett (10)
LCB .....	Jimmy Warren (14)
RCB .....	Dick Westmoreland (14)
SS .....	Willie West (6)
	Pete Jaques (4)
FS .....	Bob Neff (9)

boldface indicates Pro Bowl performer  
\* indicates rookie

PASSING	ATT.	COMP.	YDS.	PCT.	TD	INT.	LG	SCK/LST	RATING
Griese .....	331	166	2005	50.2	15	18	68t	25/240	61.6
Norton .....	133	53	596	39.8	1	9	32	15/156	28.2
Roberts .....	10	5	11	50.0	0	1	9	1/9	52.3
Seiple .....	2	2	61	100.0	0	0	42	0/0	118.8
Stofa .....	2	2	51	100.0	0	0	45	0/0	118.8
Clancy .....	1	1	17	100.0	0	0	17	0/0	118.8
Lusteg .....	1	0	0	0.0	0	0	0	0/0	39.6
DOLPHINS .....	480	229	2741	47.7	16	28	68t	41/405	52.4
OPPONENTS .....	349	188	3082	53.8	31	28	51	28/247	79.9

# 1968 FINAL STATISTICS (5-8-1)

DATE	OPPONENT	SCORE	W/L	ATT.
9/14	HOUSTON	10-24	L	38,097
9/21	OAKLAND	21-47	L	28,751
9/28	KANSAS CITY	3-48	L	27,732
10/6	at Houston	24-7	W	35,424
10/12	BUFFALO	14-14	T	28,559
10/20	at Cincinnati	24-22	W	25,076
10/27	at Denver	14-21	L	43,411
11/3	at San Diego	28-34	L	31,686
11/10	at Buffalo	21-17	W	28,399
11/17	CINCINNATI	21-38	L	30,304
11/24	at Boston	34-10	W	13,646
12/1	at New York	17-35	L	60,207
12/8	BOSTON	38-7	W	24,242
12/15	NEW YORK	7-31	L	31,302

TEAM STATISTICS	MIA.	OPP.
TOTAL FIRST DOWNS .....	247	240
By Rushing .....	78	116
By Passing .....	144	112
By Penalty .....	25	12
TOTAL NET YARDS .....	4106	4884
Average Per Game .....	293.3	348.9
Total Plays .....	892	808
Average Per Play .....	4.6	6.0
NET YARDS RUSHING .....	1704	2172
Average Per Game .....	121.7	193.7
Total Rushes .....	417	445
NET YARDS PASSING .....	2402	2712
Average Per Game .....	171.6	155.1
Tackled/Yards Lost .....	52/441	27/192
Gross Yards .....	2843	2904
Attempts/Completions .....	423/216	342/179
Completion Percentage .....	51.1	52.3
Had Intercepted .....	22	22
PUNTS/AVERAGE .....	75/40.6	55/43.6
PENALTIES/YARDS .....	48/485	70/655
FUMBLES/BALL LOST .....	17/8	28/18
TOUCHDOWNS .....	36	45
By Rushing .....	12	19
By Passing .....	21	23
By Returns .....	3	3

Score By Quarters	1	2	3	4	Total
DOLPHINS .....	44	93	52	87	- 276
OPPONENTS ....	78	131	52	94	- 355

RUSHING	NO.	YDS.	AVG.	LG	TD
Kiick .....	165	621	3.8	25	4
Csonka .....	138	540	3.9	40	6
Griese .....	42	230	5.5	35	1
Mitchell .....	54	176	3.3	30	1
Milton .....	2	46	23.0	34	0
Seiple .....	5	42	8.4	32	0
Price .....	5	27	5.4	15	0
Tucker .....	4	13	3.3	7	0
Norton .....	1	9	9.0	9	0
Hammond .....	1	0	0.0	0	0
DOLPHINS ....	417	1704	4.1	40	12
OPPONENTS ....	445	2172	4.9	76	19

RECEIVING	NO.	YDS.	AVG.	LG	TD
Noonan .....	58	760	13.1	50	11
Kiick .....	44	422	9.6	38	0
Twilley .....	39	604	15.5	40	1
Moreau .....	27	365	13.5	28	3
Cox .....	11	147	13.4	30	0

PASSING	ATT.	COMP.	YDS.	PCT.	TD	INT.	LG	SCK/LST	RATING
Griese .....	355	186	2473	52.4	21	16	50	43/372	75.7
Norton .....	41	17	254	41.5	0	4	65	7/58	32.9
Hammond .....	26	13	116	50.0	0	2	25	2/11	30.3
Kiick .....	1	0	0	0.0	0	0	0	0/0	39.6
DOLPHINS .....	423	216	2843	51.1	21	22	65	52/441	67.5
OPPONENTS .....	342	179	2904	52.3	23	22	80t	27/192	76.7

Csonka .....	11	118	10.7	65	1
Milton .....	9	143	15.9	38	1
Mitchell .....	8	190	23.8	48	3
Seiple .....	7	69	9.9	20	1
Darnall .....	2	25	12.5	13	0
DOLPHINS ....	216	2843	13.2	65	21
OPPONENTS .....	179	2904	16.2	80t	23

INTERCEPTIONS	NO.	YDS.	AVG.	LG	TD
Anderson .....	8	230	28.8	96t	1
West .....	4	102	25.5	32	0
Warren .....	2	27	13.5	18	0
Bramlett .....	2	14	7.0	14	0
Emanuel .....	2	8	4.0	6	0
Petrella .....	1	4	4.0	4	0
Edmunds .....	1	1	1.0	1	0
Lamb .....	1	0	0.0	0	0
Westmoreland .....	1	0	0.0	0	0
DOLPHINS ....	22	386	17.5	96t	1
OPPONENTS .....	22	432	19.6	66t	3

PUNTING	NO.	YDS.	AVG.	LG	BK
Seiple .....	75	3044	40.6	60	0
DOLPHINS ....	75	3044	40.6	60	0
OPPONENTS .....	55	2397	43.6	62	0

PUNT RET.	NO.	YDS.	AVG.	LG	TD
Neff .....	8	71	8.9	20	0
Milton .....	6	55	9.2	26	0
Tucker .....	5	40	8.0	15	0
Anderson .....	5	18	3.6	10	0
Warren .....	2	-1	-0.5	0	0
Washington .....	1	15	15.0	15	0
Harper .....	1	7	7.0	7	0
DOLPHINS ....	28	205	7.3	26	0
OPPONENTS .....	28	250	9.0	48	0

KICKOFF RET.	NO.	YDS.	AVG.	LG	TD
Milton .....	18	408	22.7	74	0
Warren .....	10	227	22.7	36	0
Anderson .....	6	106	17.7	25	0
Neff .....	5	190	38.0	95	0
Tucker .....	3	54	18.0	25	0
Urbanek .....	2	15	7.5	10	0
Kiick .....	1	28	28.0	28	0
Lamb .....	1	24	24.0	24	0
Price .....	1	22	22.0	22	0
Harper .....	1	18	18.0	18	0
Richardson .....	1	1	1.0	1	0
Woodson .....	1	0	0.0	0	0
Cox .....	0	41	-	41	0
DOLPHINS ....	50	1134	22.7	95	0
OPPONENTS .....	54	1108	20.5	44	0

SCORING	Ru	Pa	Rt	PAT	FG	S	2	PT
Noonan .....	0	11	0	0	0	0	0	66
Keyes .....	0	0	0	30/30	7/16	0	0	51
Csonka .....	6	1	0	0	0	0	0	42
Moreau .....	0	3	0	6/6	1/3	0	0	27
Mitchell .....	1	3	0	0	0	0	0	24
Kiick .....	4	0	0	0	0	0	0	24
Anderson .....	0	0	1	0	0	0	0	6
Emanuel .....	0	0	1	0	0	0	0	6
Milton .....	0	1	0	0	0	0	0	6
Griese .....	1	0	0	0	0	0	0	6
Seiple .....	0	1	0	0	0	0	0	6

Twilley .....	0	1	0	0	0	0	0	6
West .....	0	0	1	0	0	0	0	6
DOLPHINS .....	12	21	3	36/36	8/19	0	0	276
OPPONENTS .....	19	23	3	44/44	12/23	2	1	355

FIELD GOALS	1-19	20-29	30-39	40-49	50+
Keyes .....	3/3	3/5	1/4	0/4	0/0
Moreau .....	0/1	1/1	0/1	0/0	0/0
DOLPHINS .....	3/4	4/6	1/5	0/4	0/0
OPPONENTS .....	3/3	5/7	2/6	0/4	2/3

TWO-POINT CONVERSIONS
DOLPHINS 0-0, OPPONENTS 1-2

SACKS
Branch 11.0, Fernandez 4.0, Bramlett 2.0, Emanuel 2.0, Jacobs 2.0, Riley 2.0, Edmunds 1.0, Nomina 1.0, Richardson 1.0, Woodson 1.0.
DOLPHINS 27.0, OPPONENTS 52.0

USUAL STARTERS	
OFFENSE	
WR .....	Karl Noonan (14)
LT .....	*Doug Crusan (7)
	Maxie Williams (6)
LG .....	Charlie Fowler (7)
	Maxie Williams (6)
C .....	Tom Goode (14)
RG .....	Billy Neighbors (12)
RT .....	Norm Evans (12)
TE .....	Doug Moreau (10)
WR .....	Howard Twilley (14)
QB .....	Bob Griese (13)
RB .....	*Jim Kiick (13)
FB .....	*Larry Csonka (10)

DEFENSE	
LDE .....	Jim Riley (9)
LDT .....	Tom Nomina (13)
RDT .....	Ray Jacobs (10)
RDE .....	Manny Fernandez (7)
.....	Mel Branch (7)
LLB .....	*Randall Edmunds (14)
MLB .....	Frank Emanuel (12)
RLB .....	John Bramlett (10)
LCB .....	Jimmy Warren (14)
RCB .....	Dick Westmoreland (9)
SS .....	Bob Petrella (5)
.....	*Dick Anderson (4)
.....	Willie West (4)
FS .....	*Dick Anderson (7)
.....	Willie West (5)

**boldface** indicates Pro Bowl performer  
\* indicates rookie

# 1969 FINAL STATISTICS (3-10-1)

DATE	OPPONENT	SCORE	W/L	ATT.
9/14	at Cincinnati	21-27	L	24,487
9/20	at Oakland	17-20	L	48,477
9/28	at Houston	10-22	L	40,387
10/4	OAKLAND	20-20	T	32,668
10/11	SAN DIEGO	14-21	L	33,073
10/19	at Kansas City	10-17	L	47,038
10/26	BUFFALO	24-6	W	39,194
11/2	at N.Y. Jets	31-34	L	60,793
11/9	at Boston	17-16	W	10,665
11/16	at Buffalo	3-28	L	32,344
11/23	HOUSTON	7-32	L	27,114
11/30	Boston (at Tampa)	23-38	L	27,179
12/7	DENVER	27-24	W	24,972
12/14	N.Y. JETS	9-27	L	42,148

TEAM STATISTICS	MIA.	OPP.
TOTAL FIRST DOWNS.....	224	206
By Rushing.....	73	66
By Passing.....	131	126
By Penalty.....	20	14
TOTAL NET YARDS.....	3590	4126
Average Per Game.....	256.5	294.8
Total Plays.....	878	851
Average Per Play.....	4.1	4.8
NET YARDS RUSHING.....	1513	1489
Average Per Game.....	108.1	106.4
Total Rushes.....	401	422
NET YARDS PASSING.....	2077	2637
Average Per Game.....	148.4	188.4
Tackled/Yards Lost.....	53/481	28/208
Gross Yards.....	2558	2845
Attempts/Completions.....	424/201	404/196
Completion Percentage.....	47.4	48.5
Had Intercepted.....	29	18
PUNTS/AVERAGE.....	85/40.6	80/44.1
PENALTIES/YARDS.....	53/631	66/840
FUMBLES/BALL LOST.....	27/13	27/13
TOUCHDOWNS.....	28	37
By Rushing.....	12	9
By Passing.....	12	25
By Returns.....	4	3

Score By Quarters	1	2	3	4	Total
DOLPHINS.....	60	79	33	61	233
OPPONENTS.....	71	97	59	105	332

RUSHING	NO.	YDS.	AVG.	LG	TD
Kick.....	180	575	3.2	27	9
Csonka.....	131	566	4.3	54	2
Morris.....	23	110	4.8	37	1
Griese.....	21	102	4.9	22	0
Mitchell.....	28	80	2.9	12	0
Milton.....	7	62	8.9	27	0
Norton.....	8	16	2.0	9	0
Hines.....	1	7	7.0	7	0
Seiple.....	1	6	6.0	6	0
Noonan.....	1	-11	-11.0	-11	0
DOLPHINS.....	401	1513	3.8	54	12
OPPONENTS.....	422	1489	3.5	80	9

RECEIVING	NO.	YDS.	AVG.	LG	TD
Seiple.....	41	577	14.1	41	5
Kick.....	29	443	15.3	53	1
Noonan.....	29	307	10.6	27	3
Clancy.....	21	289	13.8	50	1
Csonka.....	21	183	8.7	42	1
Milton.....	12	179	14.9	49	0

PASSING	ATT.	COMP.	YDS.	PCT.	TD	INT.	LG	SCK/LST	RATING
Griese.....	252	121	1695	48.0	10	16	53	33/289	56.9
Norton.....	148	65	709	43.9	2	11	29	18/175	32.2
Stofa.....	23	14	146	60.9	0	2	42	2/17	43.0
Seiple.....	1	1	8	100.0	0	0	8	0/0	118.8
DOLPHINS.....	424	201	2077	47.4	12	29	53	53/481	42.9
OPPONENTS.....	404	196	2637	48.5	25	18	93	28/208	71.8

Twilley.....	10	158	15.8	33	1
Moreau.....	10	136	13.6	35	0
Mitchell.....	10	125	12.5	34	0
Morris.....	6	65	10.8	29	0
Boutwell.....	4	29	7.3	12	0
Mertens.....	2	26	13.0	15	0
Hines.....	2	23	11.5	22	0
Pryor.....	2	-3	-1.5	0	0
Darnall.....	1	13	13.0	13	0
Anderson.....	1	8	8.0	8	0

DOLPHINS.....	201	2558	12.7	53	12
OPPONENTS.....	196	2845	14.5	93	25

INTERCEPTIONS NO.	YDS.	AVG.	LG	TD	
Mumphord .....	5	102	20.4	51	0
Anderson .....	3	106	35.3	40	0
Buoniconti .....	3	27	9.0	24	0
Weisacosky ....	3	10	3.3	7	0
Stanfill .....	2	32	16.0	17	2
Patrella .....	1	33	33.0	33	0
Beier .....	1	7	7.0	7	0
DOLPHINS ....	18	317	17.6	51	2
OPPONENTS .....	29	596	20.6	76	3

PUNTING	NO.	YDS.	AVG.	LG	BK
Seiple.....	80	3263	40.8	66	2
Anderson.....	5	188	37.6	49	0
DOLPHINS.....	85	3451	40.6	66	2
OPPONENTS.....	80	3526	44.1	61	0

PUNT RET.	NO.	YDS.	AVG.	LG	TD
Morris.....	25	172	6.9	38	0
Anderson.....	12	82	6.8	29	0
Beier.....	5	8	1.6	9	0
Milton.....	1	4	4.0	4	0
Twilley.....	1	0	0.0	0	0
McCullers.....	1	0	0.0	0	0
DOLPHINS.....	45	266	5.9	38	0
OPPONENTS.....	30	130	4.3	22	0

KICKOFF RET.	NO.	YDS.	AVG.	LG	TD
Morris.....	43	1136	26.4	105	1
Milton.....	8	166	20.8	37	0
Beier.....	4	58	14.5	17	0
Mertens.....	2	1	0.5	1	0
Hines.....	1	22	22.0	22	0
Mumphord.....	1	0	0.0	0	0
Warren.....	1	0	0.0	0	0
DOLPHINS.....	60	1383	23.1	105	1
OPPONENTS.....	47	1073	22.8	73	0

SCORING	Ru	Pa	Rt	PAT	FG	S	2	TP
Kremser.....	0	0	0	26/27	13/22	0	0	65
Kick.....	9	1	0	0	0	0	0	60
Seiple.....	0	5	0	0	0	0	0	30
Csonka.....	2	1	0	0	0	0	0	18
Noonan.....	0	3	0	0	0	0	0	18
Morris.....	1	0	1	0	0	0	0	12
Stanfill.....	0	0	2	0	0	0	0	12
Clancy.....	0	1	0	0	0	0	0	6
Milton.....	0	0	1	0	0	0	0	6
Twilley.....	0	1	0	0	0	0	0	6
DOLPHINS.....	12	12	4	26/27	13/22	0	0	233
OPPONENTS.....	9	25	3	32/33	24/36	0	1	332

FIELD GOALS	1-19	20-29	30-39	40-49	50+
Kremser.....	4/4	4/4	5/9	0/5	0/0
DOLPHINS.....	4/4	4/4	5/9	0/5	0/0
OPPONENTS.....	9/10	5/9	7/10	3/5	0/2

TWO-POINT CONVERSIONS
DOLPHINS 0-1, OPPONENTS 1-4

SACKS
Stanfill 8.0, Edmonds 5.0, Fernandez 4.0, Richardson 3.0, Riley 3.0, Buoniconti 2.0, Weisacosky 2.0, McCullers 1.0.

DOLPHINS 28.0, OPPONENTS 53.0
-------------------------------

USUAL STARTERS
OFFENSE
WR..... Jack Clancy (7)
..... Karl Noonan (5)
LT..... Doug Crusan (14)
LG..... Maxie Williams (13)
C..... Tom Goode (14)
RG..... Larry Little (9)
..... Billy Neighbors (5)
RT..... Norm Evans (12)
TE..... Larry Seiple (8)
..... Doug Moreau (5)
WR..... Karl Noonan (9)
QB..... Bob Griese (9)
RB..... Jim Kiick (14)
FB..... Larry Csonka (11)

DEFENSE
LDE..... Jim Riley (14)
LDT..... Manny Fernandez (13)
RDT..... John Richardson (14)
RDE..... *Bill Stanfill (13)
LLB..... Randall Edmunds (14)
MLB..... Nick Buoniconti (13)
RLB..... Ed Weisacosky (14)
LCB..... Jimmy Warren (13)
RCB..... *Lloyd Mumphord (7)
..... Dick Westmoreland (6)
SS..... Tom Beier (7)
..... Bob Petrella (6)
FS..... Dick Anderson (14)

**boldface** indicates Pro Bowl performer  
\* indicates rookie



# 1970 FINAL STATISTICS (10-4)

DATE	OPPONENT	SCORE	W/L	ATT.
9/20	at Boston	14-27	L	27,265
9/27	at Houston	20-10	W	38,779
10/3	OAKLAND	20-13	W	54,412
10/10	at N.Y. Jets	20-6	W	61,801
10/18	at Buffalo	33-14	W	40,820
10/25	CLEVELAND	0-28	L	70,872
11/1	at Baltimore	0-35	L	59,305
11/8	at Philadelphia	17-24	L	53,149
11/15	NEW ORLEANS	21-10	W	41,557
11/22	BALTIMORE	34-17	W	63,362
11/30	at Atlanta	20-7	W	53,303
12/6	BOSTON	37-20	W	46,370
12/13	N.Y. JETS	16-10	W	71,892
12/20	BUFFALO	45-7	W	64,957

TEAM STATISTICS	MIA.	OPP.
TOTAL FIRST DOWNS	228	226
By Rushing	106	82
By Passing	100	128
By Penalty	22	16
TOTAL NET YARDS	4039	4004
Average Per Game	288.5	286.0
Total Plays	827	808
Average Per Play	4.9	5.0
NET YARDS RUSHING	2082	1453
Average Per Game	148.7	103.8
Total Rushes	492	387
NET YARDS PASSING	1957	2551
Average Per Game	139.8	182.2
Tackled/Yards Lost	36/327	16/157
Gross Yards	2284	2708
Attempts/Completions	299/159	403/234
Completion Percentage	53.2	58.0
Had Intercepted	19	23
PUNTS/AVERAGE	58/41.2	63/41.7
PENALTIES/YARDS	77/834	68/704
FUMBLES/BALL LOST	24/11	24/15
TOUCHDOWNS	33	28
By Rushing	14	8
By Passing	15	17
By Returns	4	3

Score By Quarters	1	2	3	4	Total
DOLPHINS	82	84	45	86	- 297
OPPONENTS	35	85	45	63	- 228

RUSHING	NO.	YDS.	AVG.	LG	TD
Csonka	193	874	4.5	53	6
Kick	191	658	3.4	56	6
Morris	60	409	6.8	40	0
Griese	26	89	3.4	16	2
Mitchell	8	23	2.9	9	0
Seiple	2	21	10.5	24	0
Warfield	2	13	6.5	16	0
Stofa	2	5	2.5	4	0
Pryor	2	0	0.0	0	0
Ginn	5	-1	-0.2	8	0
Noonan	1	-9	-9.0	-9	0
DOLPHINS	492	2082	4.2	56	14
OPPONENTS	387	1453	3.8	26	8

RECEIVING	NO.	YDS.	AVG.	LG	TD
Kick	42	497	11.8	47	0
Warfield	28	703	25.1	54	6
Twilley	22	281	12.8	23	5
Fleming	18	205	11.4	36	0
Morris	12	149	12.4	50	0

PASSING	ATT.	COMP.	YDS.	PCT.	TD	INT.	LG	SCK/LST	RATING
Griese	245	142	2019	58.0	12	17	54	31/282	72.1
Stofa	53	16	240	30.2	3	2	52	5/45	49.3
Kick	1	1	25	100.0	0	0	25	0/0	118.8
DOLPHINS	299	159	2284	53.2	15	19	54	36/327	68.5
OPPONENTS	403	234	2708	58.0	17	22	46	16/157	69.8

Csonka	11	94	8.5	54	0
Noonan	10	186	18.6	51	1
W. Richardson	7	67	9.6	27	1
Mitchell	6	85	14.2	36	1
Seiple	2	14	7.0	7	0
Mandich	1	3	3.0	3	1
DOLPHINS	159	2284	14.4	54	15
OPPONENTS	234	2708	11.6	46	17

INTERCEPTIONS	NO.	YDS.	AVG.	LG	TD
Anderson	8	191	23.9	86	0
Scott	5	112	22.4	47	0
Mumphord	5	35	7.0	32	1
Johnson	3	29	9.7	21	0
Brown	1	32	32.0	32	0
Davis	1	15	15.0	15	0
DOLPHINS	23	414	18.0	86	1
OPPONENTS	19	258	13.6	56	1

PUNTING	NO.	YDS.	AVG.	LG	BK
Seiple	58	2392	41.2	67	0
DOLPHINS	58	2392	41.2	67	0
OPPONENTS	63	2624	41.7	62	0

PUNT RET.	NO.	YDS.	AVG.	LG	TD
Scott	27	290	10.7	77	1
Morris	2	-1	-0.5	0	0
Anderson	1	6	6.0	6	0
DOLPHINS	30	295	9.8	77	1
OPPONENTS	21	241	12.1	80	1

KICKOFF RET.	NO.	YDS.	AVG.	LG	TD
Morris	28	812	29.0	96	1
Ginn	5	59	11.8	26	0
Scott	4	117	29.3	42	0
Mitchell	4	35	8.8	17	0
Seiple	2	5	2.5	3	0
Mandich	2	0	0.0	0	0
Anderson	1	8	8.0	8	0
Foley	1	0	0.0	0	0
Brown	1	0	0.0	0	0
DOLPHINS	48	1036	21.6	96	1
OPPONENTS	55	1142	20.8	99	1

SCORING	Ru	Pa	Rt	PAT	FG	S	TP
Yepremian	0	0	0	31/31	22/29	0	97
Warfield	0	6	0	0	0	0	36
Csonka	6	0	0	0	0	0	36
Kick	6	0	0	0	0	0	36
Twilley	0	5	0	0	0	0	30
Griese	2	0	0	0	0	0	12
Mumphord	0	0	2	0	0	0	12
Mandich	0	1	0	0	0	0	6
Noonan	0	1	0	0	0	0	6
W. Richardson	0	1	0	0	0	0	6
Scott	0	0	1	0	0	0	6
Morris	0	0	1	0	0	0	6
Mitchell	0	1	0	0	0	0	6
Kremser	0	0	0	2/2	0/1	0	2
DOLPHINS	14	15	4	33/33	22/30	0	297
OPPONENTS	8	17	3	27/28	11/22	0	228

FIELD GOALS	1-19	20-29	30-39	40-49	50+
Yepremian	4/4	2/3	5/6	11/15	0/1
Kremser	0/0	0/1	0/0	0/0	0/0
DOLPHINS	4/4	2/4	5/6	11/15	0/1
OPPONENTS	5/5	3/4	2/3	1/8	0/3

## SACKS

Stanfill 6.0, Fernandez 4.5, J. Richardson 2.5, Riley 2.0, Anderson 1.0.

DOLPHINS 16.0, OPPONENTS 36.0

## USUAL STARTERS

### OFFENSE

WR	Paul Warfield (11)
LT	Doug Crusan (14)
LG	Maxie Williams (9)
C	Bob DeMarco (11)
RG	Larry Little (14)
RT	Norm Evans (14)
TE	Marv Fleming (14)
WR	Howard Twilley (13)
QB	Bob Griese (14)
RB	Jim Kick (14)
FB	Larry Csonka (14)

### DEFENSE

LDE	Jim Riley (14)
LDT	Manny Fernandez (12)
RDT	John Richardson (14)
RDE	Bill Stanfill (14)
LLB	Doug Swift (8)
	Ted Davis (6)
MLB	Nick Buoniconti (14)
RLB	*Mike Kolen (14)
LCB	*Curtis Johnson (14)
RCB	Lloyd Mumphord (14)
SS	Dick Anderson (13)
FS	*Jake Scott (13)

**boldface** indicates Pro Bowl performer  
\* indicates rookie

# 1971 FINAL STATISTICS (10-3-1)

DATE	OPPONENT	SCORE	W/L	ATT.
9/19	at Denver	10-10	T	50,499
9/26	at Buffalo	29-14	W	44,626
10/3	N.Y. JETS	10-14	L	67,161
10/10	at Cincinnati	23-13	W	59,090
10/17	NEW ENGLAND	41-3	W	56,222
10/24	at N.Y. Jets	30-14	W	61,170
10/31	at Los Angeles	20-14	W	68,386
11/7	BUFFALO	34-0	W	57,748
11/14	PITTSBURGH	24-21	W	63,178
11/21	BALTIMORE	17-14	W	73,063
11/29	CHICAGO	34-3	W	73,071
12/5	at New England	13-34	L	60,110
12/11	at Baltimore	3-14	L	59,293
12/19	GREEN BAY	27-6	W	74,215

TEAM STATISTICS	MIA.	OPP.
TOTAL FIRST DOWNS.....	232	214
By Rushing.....	121	93
By Passing.....	94	111
By Penalty.....	17	10
TOTAL NET YARDS.....	4412	3661
Average Per Game.....	315.1	261.5
Total Plays.....	803	791
Average Per Play.....	5.4	4.7
NET YARDS RUSHING.....	2429	1661
Average Per Game.....	173.5	118.6
Total Rushes.....	486	403
NET YARDS PASSING.....	1983	2000
Average Per Game.....	141.6	142.9
Tackled/Yards Lost.....	25/265	35/293
Gross Yards.....	2248	2293
Attempts/Completions.....	293/156	363/206
Completion Percentage ..	53.2	56.7
Had Intercepted.....	10	17
PUNTS/AVERAGE.....	52/40.1	72/40.7
PENALTIES/YARDS.....	65/632	64/561
FUMBLES/BALL LOST.....	22/13	38/14
TOUCHDOWNS.....	33	21
By Rushing.....	11	10
By Passing.....	20	10
By Returns.....	2	1

Score By Quarters	1	2	3	4	Total
DOLPHINS.....	81	76	79	79	- 315
OPPONENTS.....	65	23	44	42	- 174

RUSHING	NO.	YDS.	AVG.	LG	TD
Csonka.....	195	1051	5.4	28	7
Kick.....	162	738	4.6	34	3
Morris.....	57	315	5.5	51	1
Warfield.....	9	115	12.8	39	0
Ginn.....	22	97	4.4	46	0
Griese.....	26	82	3.2	21	0
Leigh.....	5	15	3.0	7	0
Seiple.....	1	14	14.0	14	0
Cole.....	3	11	3.7	4	0
Mira.....	6	-9	-1.5	0	0
DOLPHINS.....	486	2429	4.9	51	11
OPPONENTS.....	403	1661	4.1	46	10

RECEIVING	NO.	YDS.	AVG.	LG	TD
Warfield.....	43	996	23.2	86t	11
Kick.....	40	338	8.5	27	0
Twilley.....	23	349	15.2	41	4
Fleming.....	13	137	10.5	23	2
Csonka.....	13	113	8.7	25	1
Noonan.....	10	180	18.0	43	0
Stowe.....	5	68	13.6	21	1

PASSING	ATT.	COMP.	YDS.	PCT.	TD	INT.	LG	SCK/LST	RATING
Griese.....	263	145	2089	55.1	19	9	86t	23/248	90.9
Mira.....	30	11	159	36.7	1	1	43	2/17	51.9
DOLPHINS.....	293	156	2248	53.2	20	10	86t	25/265	87.0
OPPONENTS.....	363	206	2293	56.8	10	17	51	35/293	65.4

Morris.....	5	16	3.2	11	0
Mandich.....	3	19	6.3	10	1
Seiple.....	1	32	32.0	32	0
DOLPHINS.....	156	2248	14.4	86t	20
OPPONENTS.....	206	2293	11.1	51	10

INTERCEPTIONS	NO.	YDS.	AVG.	LG	TD
Scott.....	7	34	4.9	21	0
Foley.....	4	14	3.5	18	0
Johnson.....	2	34	17.0	34	0
Anderson.....	2	33	16.5	33	0
Buoniconti.....	1	16	16.0	16	0
Swift.....	1	12	12.0	12	0
DOLPHINS.....	17	143	9.0	34	0
OPPONENTS.....	10	166	16.6	53t	1

PUNTING	NO.	YDS.	AVG.	LG	BK
Seiple.....	52	2087	40.1	73	1
DOLPHINS.....	52	2087	40.1	73	1
OPPONENTS.....	72	2935	40.4	58	0

PUNT RET.	NO.	YDS.	AVG.	LG	TD
Scott.....	33	318	9.6	31	0
Anderson.....	8	114	14.3	47	0
DOLPHINS.....	41	432	10.5	47	0
OPPONENTS.....	26	106	4.1	29	0

KICKOFF RET.	NO.	YDS.	AVG.	LG	TD
Morris.....	15	423	28.2	94t	1
Ginn.....	10	252	25.2	35	0
Leigh.....	4	99	24.8	31	0
Matheson.....	3	32	10.7	16	0
DOLPHINS.....	32	806	25.2	94t	1
OPPONENTS.....	59	1180	20.0	35	0

SCORING	Ru	Pa	Rt	PAT	FG	S	TP
Yepremian.....	0	0	0	33/33	28/40	0	117
Warfield.....	0	11	0	0	0	0	66
Csonka.....	7	1	0	0	0	0	48
Twilley.....	0	4	0	0	0	0	24
Kick.....	3	0	0	0	0	0	18
Fleming.....	0	2	0	0	0	0	12
Morris.....	1	0	1	0	0	0	12
Johnson.....	0	0	1	0	0	0	6
Mandich.....	0	1	0	0	0	0	6
Stowe.....	0	1	0	0	0	0	6
DOLPHINS.....	11	20	2	33/33	28/40	0	315
OPPONENTS.....	10	10	1	22/22	9/20	0	174

FIELD GOALS	1-19	20-29	30-39	40-49	50+
Yepremian.....	7/7	8/8	6/11	7/12	0/2
DOLPHINS.....	7/7	8/8	6/11	7/12	0/2
OPPONENTS.....	5/5	1/4	2/2	0/6	1/4

SACKS	Fernandez	Riley	7.5	Stantill	6.5	Heinz	5.0	Cornish	2.0	Swift	2.0	Anderson	1.0	Buoniconti	1.0	Den Herder	1.0	Powell	1.0
DOLPHINS.....	35.0	25.0																	
OPPONENTS.....	25.0																		

USUAL STARTERS	OFFENSE
WR.....	Paul Warfield (14)
LT.....	Doug Crusan (14)
LG.....	Bob Kuechenberg (14)
C.....	Bob DeMarco (14)

RG.....	Larry Little (14)
RT.....	Norm Evans (14)
TE.....	Marv Fleming (13)
WR.....	Howard Twilley (12)
QB.....	Bob Griese (13)
RB.....	Jim Kick (11)
FB.....	Larry Csonka (14)

DEFENSE	
LDE.....	Jim Riley (13)
LDT.....	Manny Fernandez (14)
RDT.....	Bob Heinz (7)
	John Richardson (5)
RDE.....	<b>Bill Stanfill (13)</b>
LLB.....	Doug Swift (14)
MLB.....	Nick Buoniconti (14)
RLB.....	Mike Kolen (10)
LCB.....	Tim Foley (14)
RCB.....	Curtis Johnson (10)
SS.....	Dick Anderson (14)
FS.....	<b>Jake Scott (14)</b>

boldface indicates Pro Bowl performer  
\* indicates rookie

# 1972 FINAL STATISTICS (14-0)

DATE	OPPONENT	SCORE	W/L	ATT.
9/17	at Kansas City	20-10	W	78,736
9/24	HOUSTON	34-13	W	75,069
10/1	at Minnesota	16-14	W	45,766
10/8	at N.Y. Jets	27-17	W	61,720
10/15	SAN DIEGO	24-10	W	78,212
10/22	BUFFALO	24-23	W	78,175
10/29	at Baltimore	23-0	W	59,303
11/5	at Buffalo	30-16	W	45,659
11/12	NEW ENGLAND	52-0	W	78,148
11/19	N.Y. JETS	28-24	W	78,166
11/27	ST. LOUIS	31-10	W	78,190
12/3	at New England	37-21	W	60,144
12/10	at N.Y. Giants	23-13	W	62,728
12/16	BALTIMORE	16-0	W	78,202

TEAM STATISTICS	MIA.	OPP.
TOTAL FIRST DOWNS	291	186
By Rushing	170	76
By Passing	102	96
By Penalty	19	14
TOTAL NET YARDS	5036	3297
Average Per Game	359.1	235.5
Total Plays	893	771
Average Per Play	5.6	4.3
NET YARDS RUSHING	2960	1548
Average Per Game	210.8	110.6
Total Rushes	613	389
NET YARDS PASSING	2076	1749
Average Per Game	148.3	124.9
Tackled/Yards Lost	21/159	34/280
Gross Yards	2235	2029
Attempts/Completions	259/144	348/178
Completion Percentage	55.6	51.1
Had Intercepted	12	26
PUNTS/AVERAGE	44/39.4	67/41.8
PENALTIES/YARDS	68/714	70/659
FUMBLES/BALL LOST	25/16	32/20
TOUCHDOWNS	45	21
By Rushing	26	8
By Passing	17	10
By Returns	2	3

Score By Quarters	1	2	3	4	Total
DOLPHINS	94	108	98	85	- 385
OPPONENTS	36	47	29	59	- 171

RUSHING	NO.	YDS.	AVG.	LG	TD
Csonka	213	1117	5.2	45	6
Morris	190	1000	5.3	33	12
Kick	137	521	3.8	26	5
Ginn	27	142	5.3	22	1
Leigh	21	79	3.8	10	0
Morrall	17	67	3.9	31	1
Warfield	4	23	5.8	21	0
Griese	3	11	3.7	5	1
Del Gaizo	1	0	0.0	0	0
DOLPHINS	613	2960	4.8	45	26
OPPONENTS	389	1548	4.0	40	8

RECEIVING	NO.	YDS.	AVG.	LG	TD
Warfield	29	606	20.9	47	3
Kick	21	147	7.0	15	1
Twilley	20	364	18.2	44	3
Briscoe	16	279	17.4	51	4
Morris	15	168	11.2	34	0
Stowe	13	276	21.2	49	2

PASSING	ATT.	COMP.	YDS.	PCT.	TD	INT.	LG	SCK/LST	RATING
Morrall	150	83	1360	55.3	11	7	49	14/114	91.0
Griese	97	53	638	54.6	4	4	39	7/45	71.6
Del Gaizo	9	5	165	55.6	2	1	51t	0/0	100.5
Briscoe	3	3	72	100.0	0	0	26	0/0	118.8
DOLPHINS	259	144	2235	55.6	17	12	51t	21/159	86.9
OPPONENTS	348	178	2029	51.1	10	26	82t	34/280	47.5

Fleming	13	156	12.0	31	1
Mandich	11	168	15.3	39	3
Csonka	5	48	9.6	14	0
Ginn	1	23	23.0	23	0

DOLPHINS	144	2235	15.5	51t	17
OPPONENTS	178	2029	11.4	82t	10

INTERCEPTIONS	NO.	YDS.	AVG.	LG	TD
Scott	5	73	14.6	31	0
Mumphord	4	50	12.5	28t	1
Anderson	3	34	11.3	22	0
Foley	3	25	8.3	15	0
Johnson	3	20	6.7	13	0
Swift	3	5	1.7	4	0
Buoniconti	2	17	8.5	10	0
Babb	1	24	24.0	24	0
Den Herder	1	24	24.0	24	0
Kolen	1	14	14.0	14	0

DOLPHINS	26	286	11.0	31	1
OPPONENTS	12	249	20.8	43	2

PUNTING	NO.	YDS.	AVG.	LG	BK
Seiple	36	1437	39.9	54	0
Lothridge	4	150	37.5	42	0
Anderson	4	147	36.8	45	0
DOLPHINS	44	1734	39.4	54	0
OPPONENTS	63	2613	41.8	67	2

PUNT RET.	NO.	YDS.	AVG.	LG	TD
Leigh	22	210	9.5	27	0
Scott	13	100	7.7	15	0
Anderson	5	19	3.8	17	0
DOLPHINS	40	329	8.2	27	0
OPPONENTS	17	67	3.9	13	0

KICKOFF RET.	NO.	YDS.	AVG.	LG	TD
Morris	14	334	23.9	33	0
Leigh	6	153	25.5	45	0
Matheson	2	34	17.0	17	0
Ginn	1	25	25.0	25	0
Briscoe	1	0	0.0	0	0
DOLPHINS	24	546	22.8	45	0
OPPONENTS	56	1283	22.9	39	0

SCORING	Ru	Pa	Rt	PAT	FG	S	TP
Yepremian	0	0	0	43/45	24/37	0	115
Morris	12	0	0	0	0	0	72
Csonka	6	0	0	0	0	0	36
Kick	5	1	0	0	0	0	36
Briscoe	0	4	0	0	0	0	24
Mandich	0	3	0	0	0	0	18
Twilley	0	3	0	0	0	0	18
Warfield	0	3	0	0	0	0	18
Stowe	0	2	0	0	0	0	12
Anderson	0	0	1	0	0	0	6
Fleming	0	1	0	0	0	0	6
Ginn	1	0	0	0	0	0	6
Griese	1	0	0	0	0	0	6
Morrall	1	0	0	0	0	0	6
Mumphord	0	0	1	0	0	0	6
DOLPHINS	26	17	2	43/45	24/37	0	385
OPPONENTS	8	10	3	18/21	9/16	0	171

FIELD GOALS	1-19	20-29	30-39	40-49	50+
Yepremian	7/7	3/3	7/8	4/11	3/8

DOLPHINS	7/7	3/3	7/8	4/11	3/8
OPPONENTS	3/3	2/4	3/3	1/4	0/2

SACKS
Den Herder 10.5, Stanfill 10.0, Fernandez 5.0, Matheson 2.5, Heinz 2.0, Buoniconti 1.0, Dunaway 1.0, M. Moore 1.0, Swift 1.0
DOLPHINS 34.0, OPPONENTS 21.0

USUAL STARTERS
OFFENSE
WR ..... Paul Warfield (11)
LT ..... Doug Crusan (10)
LG ..... Bob Kuechenberg (14)
C ..... Jim Langer (14)
RG ..... Larry Little (14)
RT ..... Norm Evans (14)
TE ..... Marv Fleming (14)
WR ..... Howard Twilley (11)
QB ..... Earl Morrall (9)
Bob Griese (5)
RB ..... Mercury Morris (11)
FB ..... Larry Csonka (14)

DEFENSE
LDE ..... Vern Den Herder (14)
LDT ..... Manny Fernandez (14)
RDT ..... Bob Heinz (8)
Jim Dunaway (6)
RDE ..... Bill Stanfill (14)
LLB ..... Doug Swift (14)
MLB ..... Nick Buoniconti (14)
RLB ..... Mike Kolen (13)
LCB ..... Tim Foley (13)
RCB ..... Curtis Johnson (13)
SS ..... Jake Scott (13)
FS ..... Dick Anderson (13)

**boldface** indicates Pro Bowl performer  
\* indicates rookie



# 1973 FINAL STATISTICS (12-2)

DATE	OPPONENT	SCORE	W/L	ATT.
9/16	SAN FRANCISCO	21-13	W	68,275
9/23	at Oakland	7-12	L	74,121
9/30	NEW ENGLAND	44-23	W	62,508
10/7	N.Y. JETS	31-3	W	63,850
10/15	at Cleveland	17-9	W	72,070
10/21	BUFFALO	27-6	W	65,241
10/28	at New England	30-14	W	57,617
11/4	at N.Y. Jets	24-14	W	57,591
11/11	BALTIMORE	44-0	W	60,332
11/18	at Buffalo	17-0	W	77,138
11/22	at Dallas	14-7	W	58,089
12/3	PITTSBURGH	30-26	W	68,901
12/9	at Baltimore	3-16	L	41,005
12/15	DETROIT	34-7	W	53,375

TEAM STATISTICS	MIA.	OPP.
TOTAL FIRST DOWNS	215	195
By Rushing	111	109
By Passing	91	78
By Penalty	13	8
Third Down: Made/Att.	67/175	86/231
TOTAL NET YARDS	4103	3281
Average Per Game	293.1	234.4
Total Plays	776	876
Average Per Play	5.3	3.7
NET YARDS RUSHING	2521	1991
Average Per Game	180.1	142.2
Total Rushes	507	511
NET YARDS PASSING	1582	1290
Average Per Game	113.0	92.1
Tackled/Yards Lost	13/93	45/314
Gross Yards	1675	1604
Attempts/Completions	256/133	320/151
Completion Percentage	52.0	47.2
Had Intercepted	12	21
PUNTS/AVERAGE	48/42.3	76/38.4
PENALTIES/YARDS	52/416	61/616
FUMBLES/BALL LOST	22/16	29/8
TOUCHDOWNS	38	15
By Rushing	16	10
By Passing	17	5
By Returns	5	0

Score By Quarters	1	2	3	4	OT	Total
DOLPHINS	106	117	53	67	0	343
OPPONENTS	19	50	35	46	0	150

RUSHING	NO.	YDS.	AVG.	LG	TD
Csonka	219	1003	4.6	25	5
Morris	149	954	6.4	70t	10
Kick	76	257	3.4	32	0
Leigh	22	134	6.1	34t	1
Nottingham	24	134	5.6	30	0
Griese	13	20	1.5	21	0
Warfield	1	15	15.0	15	0
Morrall	1	9	9.0	9	0
Briscoe	2	-5	-2.5	2	0
DOLPHINS	507	2521	5.0	70t	16
OPPONENTS	511	1991	3.9	36	10

RECEIVING	NO.	YDS.	AVG.	LG	TD
Briscoe	30	447	14.9	53	2
Warfield	29	514	17.7	45	11
Kick	27	208	7.7	22	0
Mandich	24	302	12.6	28t	4
Csonka	7	22	3.1	9	0
Morris	4	51	12.8	36	0
Leigh	4	9	2.3	7	0

PASSING	ATT.	COMP.	YDS.	PCT.	TD	INT.	LG	SCK/LST	RATING
Griese	218	116	1422	53.2	17	8	46	11/75	84.3
Morrall	38	17	253	44.7	0	4	53	2/18	27.5
DOLPHINS	256	133	1675	52.0	17	12	53	13/93	72.3
OPPONENTS	320	151	1604	47.2	5	21	42	45/314	40.2

Fleming	3	22	7.3	15	0
Sellers	2	54	27.0	42	0
Twilley	2	30	15.0	19	0
Nottingham	1	16	16.0	16	0

DOLPHINS	133	1675	12.6	53	17
OPPONENTS	151	1604	10.6	42	5

INTERCEPTIONS	NO.	YDS.	AVG.	LG	TD
Anderson	8	163	20.4	38t	2
Scott	4	71	17.8	29	0
Kolen	2	54	27.0	29	0
Foley	2	22	11.0	15	0
Johnson	2	19	9.5	17	0
Stuckey	1	4	4.0	4	0
Ball	1	2	2.0	2	0
Swift	1	0	0.0	0	0

DOLPHINS	21	335	16.0	38t	2
OPPONENTS	12	190	15.8	48	0

PUNTING	NO.	YDS.	AVG.	LG	BK
Seiple	48	2031	42.3	57	0
DOLPHINS	48	2031	42.3	57	0
OPPONENTS	76	2918	38.4	60	2

PUNT RET.	NO.	YDS.	AVG.	LG	TD
Scott	22	266	12.1	33	0
Leigh	9	64	7.1	26	0
Anderson	6	52	8.7	27	0
DOLPHINS	37	382	10.3	33	0
OPPONENTS	28	182	6.5	27	0

KICKOFF RET.	NO.	YDS.	AVG.	LG	TD
Morris	11	242	22.0	29	0
Leigh	9	251	27.9	51	0
Scott	2	20	10.0	20	0
Bannon	1	10	10.0	10	0
Seiple	1	0	0.0	0	0
DOLPHINS	24	523	21.8	51	0
OPPONENTS	56	1116	19.9	42	0

SCORING	Ru	Pa	Rt	PAT	FG	S	TP
Yepremian	0	0	0	38/38	25/37	0	113
Warfield	0	11	0	0	0	0	66
Morris	10	0	0	0	0	0	60
Csonka	5	0	0	0	0	0	30
Mandich	0	4	0	0	0	0	24
Anderson	0	0	2	0	0	0	12
Briscoe	0	2	0	0	0	0	12
Foley	0	0	2	0	0	0	12
Buoniconiti	0	0	1	0	0	0	6
Leigh	1	0	0	0	0	0	6
Johnson	0	0	0	0	0	1	2
DOLPHINS	16	17	5	38/38	25/37	1	343
OPPONENTS	10	5	0	13/15	15/27	0	150

FIELD GOALS	1-19	20-29	30-39	40-49	50+
Yepremian	5/5	8/10	6/9	5/9	1/4
DOLPHINS	5/5	8/10	6/9	5/9	1/4
OPPONENTS	5/5	0/2	6/8	3/8	1/4

SACKS	NO.	YDS.
Stanfill	18.5	Den Herder 10.0, Fernandez 6.5, Matheson 3.0, Heinz 2.5, Ball 2.0, Buoniconiti 1.0, M. Moore 1.0, Swift 0.5.
DOLPHINS	45.0	OPPONENTS 13.0

## USUAL STARTERS

### OFFENSE

WR	Paul Warfield (14)
LT	Wayne Moore (12)
LG	Bob Kuechenberg (13)
C	Jim Langer (14)
RG	Larry Little (14)
RT	Norm Evans (14)
TE	Mary Fleming (11)
WR	Marlin Briscoe (14)
QB	Bob Griese (13)
RB	Mercury Morris (11)
FB	Larry Csonka (14)

### DEFENSE

LDE	Vern Den Herder (14)
LDT	Manny Fernandez (13)
RDT	Bob Heinz (13)
RDE	Bill Stanfill (13)
LLB	Doug Swift (14)
MLB	Nick Buoniconiti (13)
RLB	Mike Kolen (13)
LCB	Tim Foley (10)
RCB	Curtis Johnson (13)
SS	Jake Scott (13)
FS	Dick Anderson (12)

**boldface** indicates Pro Bowl performer  
\* indicates rookie

# 1974 FINAL STATISTICS (11-3)

DATE	OPPONENT	SCORE	W/L	ATT.
9/15	at New England	24-34	L	54,913
9/22	at Buffalo	24-16	W	78,990
9/29	at San Diego	28-21	W	44,706
10/7	N.Y. JETS	21-17	W	61,527
10/13	at Washington	17-20	L	54,395
10/20	KANSAS CITY	9-3	W	67,779
10/27	BALTIMORE	17-7	W	65,868
11/3	ATLANTA	42-7	W	64,399
11/10	at New Orleans	21-0	W	73,458
11/17	BUFFALO	35-28	W	69,313
11/24	at N.Y. Jets	14-17	L	57,162
12/2	CINCINNATI	24-3	W	71,962
12/8	at Baltimore	17-16	W	34,420
12/15	NEW ENGLAND	34-27	W	56,920

TEAM STATISTICS	MIA.	OPP.
TOTAL FIRST DOWNS	272	208
By Rushing	134	83
By Passing	118	117
By Penalty	20	8
Third Down: Made/Att.	97/195	73/188
TOTAL NET YARDS	4275	3806
Average Per Game	305.4	271.9
Total Plays	884	807
Average Per Play	4.8	4.7
NET YARDS RUSHING	2191	1624
Average Per Game	156.5	116.0
Total Rushes	570	404
NET YARDS PASSING	2084	2182
Average Per Game	148.9	155.9
Tackled/Yards Lost	31/229	31/270
Gross Yards	2313	2452
Attempts/Completions	283/171	372/200
Completion Percentage	60.4	53.8
Had Intercepted	18	16
PUNTS/AVERAGE	65/38.6	70/39.2
PENALTIES/YARDS	69/556	67/525
FUMBLES/BALL LOST	25/13	33/17
TOUCHDOWNS	43	25
By Rushing	25	7
By Passing	18	14
By Returns	0	4

Score By Quarters	1	2	3	4	OT	Total
DOLPHINS	42	98	76	111	0	327
OPPONENTS	31	50	57	78	0	216

RUSHING	NO.	YDS.	AVG.	LG	TD
Csonka	197	749	3.8	24	9
Malone	117	479	4.1	23t	3
Kick	86	274	3.2	15	1
Nottingham	66	273	4.1	24	8
Morris	56	214	3.8	17t	1
Ginn	26	99	3.8	41t	2
Griese	16	66	4.1	22	1
Briscoe	1	17	17.0	17	0
N. Moore	3	16	5.3	15	0
Morrall	1	11	11.0	11	0
Strock	1	-7	-7.0	-7	0
DOLPHINS	570	2191	3.8	41t	25
OPPONENTS	404	1624	4.0	56t	7

RECEIVING	NO.	YDS.	AVG.	LG	TD
N. Moore	37	605	16.4	48	2
Mandich	33	374	11.3	44	6

Warfield	27	536	19.9	54	2
Twilley	24	256	11.0	21	2
Kick	18	155	8.6	19	1
Briscoe	11	132	12.0	20	1
Csonka	7	35	5.0	11	0
Baker	4	121	30.0	46t	2
Nottingham	3	40	13.3	20	0
Morris	2	27	14.0	23	1
Malone	2	26	13.0	13	0
Ginn	2	3	1.5	3	0
Fleming	1	3	3.0	3t	1
DOLPHINS	171	2313	13.5	54	18
OPPONENTS	200	2452	12.6	89t	14

INTERCEPTIONS	NO.	YDS.	AVG.	LG	TD
Scott	8	75	9.4	30	0
Buoniconti	2	29	14.5	16	0
Foley	2	-2	-1.0	0	0
Stuckey	1	21	21.0	21	0
Matheson	1	10	10.0	10	0
Kolen	1	3	3.0	3	0
Anderson	1	3	3.0	3	0
DOLPHINS	16	139	8.7	30	0
OPPONENTS	18	320	17.8	40	1

PUNTING	NO.	YDS.	AVG.	LG	BK
Seiple	65	2511	38.6	60	0
DOLPHINS	65	2511	38.6	60	0
OPPONENTS	70	2743	39.2	63	2

PUNT RET.	NO.	YDS.	AVG.	LG	TD
Scott	31	346	11.2	30	0
N. Moore	9	136	15.1	42	0
Anderson	3	9	3.0	6	0
Babb	2	29	14.5	20	0
Stuckey	1	0	0.0	0	0
DOLPHINS	46	520	11.3	42	0
OPPONENTS	42	265	6.3	23	0

KICKOFF RET.	NO.	YDS.	AVG.	LG	TD
N. Moore	22	587	26.7	40	0
Ginn	12	235	19.6	30	0
Malone	6	159	26.5	73	0
Matheson	5	65	13.0	25	0
Leigh	2	50	25.0	26	0
Baker	1	22	22.0	22	0
Babb	1	0	0.0	0	0
DOLPHINS	49	1118	22.8	73	0
OPPONENTS	64	1222	19.1	57	0

SCORING	Ru	Pa	Rt	PAT	FG	S	TP
Yepremian	0	0	0	43/43	8/15	0	67
Csonka	9	0	0	0	0	0	54
Nottingham	8	0	0	0	0	0	48
Mandich	0	6	0	0	0	0	36
Malone	3	0	0	0	0	0	18
Morris	1	1	0	0	0	0	12
Warfield	0	2	0	0	0	0	12
Ginn	2	0	0	0	0	0	12
N. Moore	0	2	0	0	0	0	12
Kick	1	1	0	0	0	0	12
Twilley	0	2	0	0	0	0	12
Baker	0	2	0	0	0	0	12
Fleming	0	1	0	0	0	0	6
Griese	1	0	0	0	0	0	6

Briscoe	0	1	0	0	0	0	6
Foley	0	0	0	0	0	1	2

DOLPHINS	25	18	0	43/43	8/15	1	327
OPPONENTS	7	14	4	14	24	0	216

FIELD GOALS	1-19	20-29	30-39	40-49	50+
Yepremian	0/1	4/5	3/4	1/3	0/2
DOLPHINS	0/1	4/5	3/4	1/3	0/2
OPPONENTS	0/0	7/9	2/5	5/6	0/1

SACKS	STANFILL	HERDER	FERNANDEZ	COLLINS	REASE
Stanfill	10.0	Den Herder	7.0	Fernandez	3.0
Ball	3.0	Crowder	3.0	Matheson	3.0
Kolen	1.0	Reese	1.0		
DOLPHINS	31.0	OPPONENTS	31.0		

USUAL STARTERS	WR	LT	LG	C	RG	RT	TE	WR	QB	RB	FB
OFFENSE	Paul Warfield (9)	Bob Kuechenberg (4)	Wayne Moore (3)	Tony Funchess (3)	Bob Kuechenberg (4)	Jim Langer (14)	Larry Little (14)	Norm Evans (14)	Jim Mandich (10)	*Nat Moore (6)	Howard Twilley (4)
									Bob Griese (13)	Jim Kick (7)	Benny Malone (3)
									Mercury Morris (3)		Larry Csonka (11)

DEFENSE	LDE	LDT	RDT	RDE	LLB	MLB	RLB	LCB	RCB	SS	FS
	Vern Den Herder (14)	Manny Fernandez (12)	Bob Heinz (13)	Bill Stanfill (13)	Bob Matheson (7)	Doug Swift (7)	Nick Buoniconti (13)	Mike Kolen (13)	Tim Foley (10)	Curtis Johnson (12)	Dick Anderson (14)
										Jake Scott (14)	

boldface indicates Pro Bowl performer  
\* indicates rookie

PASSING	ATT.	COMP.	YDS.	PCT.	TD	INT.	LG	SCK/LST	RATING
Griese	253	152	1968	60.1	16	15	54	27/202	80.9
Morrall	27	17	301	63.0	2	3	46	3/16	86.1
N. Moore	1	1	31	100.0	0	0	0	0/0	118.8
Kick	1	1	13	100.0	0	0	0	0/0	118.8
Briscoe	1	0	0	0.0	0	0	0	1/11	39.6
DOLPHINS	283	171	2313	60.4	18	18	54	31/229	74.8
OPPONENTS	372	200	2452	53.8	14	16	89t	31/270	69.0

# 1975 FINAL STATISTICS (10-4)

DATE	OPPONENT	SCORE	W/L	ATT.
9/22	OAKLAND	21-31	L	78,744
9/28	at New England	22-14	W	60,602
10/5	at Green Bay	31-7	W	55,270
10/12	PHILADELPHIA	24-16	W	60,127
10/19	at N.Y. Jets	43-0	W	47,191
10/26	at Buffalo	35-30	W	79,080
11/2	at Chicago	46-13	W	51,298
11/9	N.Y. JETS	27-7	W	72,896
11/16	at Houston	19-20	L	48,892
11/23	BALTIMORE	17-33	L	61,986
12/1	NEW ENGLAND	20-7	W	61,963
12/7	BUFFALO	31-21	W	74,573
12/14	at Baltimore	7-10(OT)	L	59,398
12/20	DENVER	14-13	W	43,064

TEAM STATISTICS	MIA.	OPP.
TOTAL FIRST DOWNS.....	266	224
By Rushing.....	136	92
By Passing.....	108	113
By Penalty.....	22	19
TOTAL NET YARDS.....	4509	3789
Average Per Game.....	322.1	270.6
Total Plays.....	896	858
Average Per Play.....	5.0	4.4
NET YARDS RUSHING.....	2500	1768
Average Per Game.....	178.6	126.3
Total Rushes.....	594	443
NET YARDS PASSING.....	2009	2021
Average Per Game.....	143.5	144.4
Tackled/Yards Lost.....	23/187	40/314
Gross Yards.....	2196	2335
Attempts/Completions.....	279/170	375/200
Completion Percentage.....	60.9	53.3
Had Intercepted.....	17	21
PUNTS/AVERAGE.....	65/38.6	72/40.0
PENALTIES/YARDS.....	74/575	82/716
FUMBLES/BALL LOST.....	20/9	23/9
TOUCHDOWNS.....	46	27
By Rushing.....	26	14
By Passing.....	19	9
By Returns.....	1	4

Score By Quarters	1	2	3	4	OT	Total
DOLPHINS.....	44	116	99	98	0	357
OPPONENTS.....	48	53	45	73	3	222

RUSHING	NO.	YDS.	AVG.	LG	TD
Morris.....	219	875	4.0	49	4
Nottingham.....	168	718	4.3	56	12
Bulaich.....	78	309	4.0	30	5
Malone.....	65	220	3.4	20	3
Solomon.....	4	87	21.8	35	0
Ginn.....	21	78	3.7	14	0
N. Moore.....	8	69	8.6	36	0
Giese.....	17	59	3.5	17	1
Strock.....	6	38	6.3	18	1
Morrall.....	4	33	8.3	16	0
Winfrey.....	3	10	3.3	5	0
Seiple.....	1	4	4.0	4	0
DOLPHINS.....	594	2500	4.2	56	26
OPPONENTS.....	443	1768	4.0	39	15

RECEIVING	NO.	YDS.	AVG.	LG	TD
N. Moore.....	40	705	17.6	79t	4
Bulaich.....	32	276	8.6	59t	5
Twilley.....	24	366	15.3	32	4
Solomon.....	22	339	15.4	58t	2

PASSING	ATT.	COMP.	YDS.	PCT.	TD	INT.	LG	SCK/LST	RATING
Giese.....	191	118	1693	61.8	14	13	79t	16/131	86.6
Strock.....	45	26	230	57.8	2	2	25	3/29	67.9
Morrall.....	43	26	273	60.5	3	2	31	4/27	82.7
DOLPHINS.....	279	170	2196	60.9	19	17	79t	23/187	82.9
OPPONENTS.....	375	200	2335	53.3	9	21	62t	40/314	57.1

Mandich.....	21	217	10.3	32t	4
Seiple.....	10	84	8.4	15	0
Nottingham.....	9	66	7.3	18	0
Tillman.....	5	60	12.0	16	0
Ginn.....	3	21	7.0	8	0
Malone.....	2	47	23.5	43	0
Morris.....	2	15	7.5	10	0
DOLPHINS.....	170	2196	12.9	79t	19
OPPONENTS.....	200	2335	11.7	62t	9

INTERCEPTIONS	NO.	YDS.	AVG.	LG	TD
Scott.....	6	60	10.0	38	0
Johnson.....	4	41	10.3	17	0
Babb.....	4	18	4.5	18	0
Matheson.....	3	32	10.7	22	0
Rhone.....	2	2	1.0	2	0
Towle.....	1	16	16.0	16	0
Kolen.....	1	14	14.0	14	0
DOLPHINS.....	21	183	8.7	38	0
OPPONENTS.....	17	214	12.6	50	1

PUNTING	NO.	YDS.	AVG.	LG	BK
Seiple.....	65	2506	38.6	61	0
DOLPHINS.....	65	2506	38.6	61	0
OPPONENTS.....	72	2880	40.0	57	1

PUNT RET.	NO.	YDS.	AVG.	LG	TD
Solomon.....	26	320	12.3	50t	1
N. Moore.....	8	80	10.0	29	0
Babb.....	7	95	13.6	46	0
Scott.....	1	10	10.0	10	0
Ginn.....	1	4	4.0	4	0
DOLPHINS.....	43	509	11.8	50t	1
OPPONENTS.....	34	373	11.0	83t	1

KICKOFF RET.	NO.	YDS.	AVG.	LG	TD
Solomon.....	17	348	20.5	31	0
N. Moore.....	9	243	27.0	42	0
Ginn.....	9	235	26.1	39	0
Nottingham.....	3	80	26.7	27	0
Winfrey.....	1	25	25.0	25	0
Malone.....	1	18	18.0	18	0
DOLPHINS.....	40	949	23.8	42t	0
OPPONENTS.....	65	1549	23.7	102t	1

SCORING	Ru	Pa	Rt	PAT	FG	S	TP
Yepremian.....	0	0	0	40/46	13/16	0	79
Nottingham.....	12	0	0	0	0	0	72
Bulaich.....	5	5	0	0	0	0	60
Mandich.....	0	4	0	0	0	0	24
N. Moore.....	0	4	0	0	0	0	24
Morris.....	4	0	0	0	0	0	24
Twilley.....	0	4	0	0	0	0	24
Malone.....	3	0	0	0	0	0	18
Solomon.....	0	2	1	0	0	0	18
Giese.....	1	0	0	0	0	0	6
Strock.....	1	0	0	0	0	0	6
Reese.....	0	0	0	0	0	0	1
DOLPHINS.....	26	19	1	40/46	13/16	1	357
OPPONENTS.....	15	9	3	25/27	11/21	1	222

FIELD GOALS	1-19	20-29	30-39	40-49	50+
Yepremian.....	1/1	5/5	6/7	1/2	0/1
DOLPHINS.....	1/1	5/5	6/7	1/2	0/1
OPPONENTS.....	0/0	3/5	4/6	4/10	0/0

SACKS
Den Herder 11.0, Crowder 7.5, Reese 7.5, Stanfill 6.5, Matheson 2.0, Andrews 1.5, Johnson 1.0, Kolen 1.0, Rhone 1.0, Swift 1.0.
<b>DOLPHINS 40.0, OPPONENTS 23.0</b>

USUAL STARTERS
OFFENSE
WR..... Howard Twilley (8) *Freddie Solomon (5) LT..... Wayne Moore (14) LG..... <b>Bob Kuechenberg (14)</b> C..... <b>Jim Langer (14)</b> RG..... Larry Little (14) RT..... Norm Evans (13) TE..... Andre Tillman (8) Jim Mandich (6) WR..... Nat Moore (14) QB..... Bob Griese (10) RB..... Mercury Morris (14) FB..... Don Nottingham (13)

DEFENSE
LDE..... Vern Den Herder (14) LDT..... Randy Crowder (11) RDT..... Don Reese (11) RDE..... Bill Stanfill (8) *Steve Towle (4) LLB..... Doug Swift (13) MLB..... Mike Kolen (9) RLB..... Bob Matheson (13) LCB..... Tim Foley (9) RCB..... Curtis Johnson (14) SS..... Charlie Babb (14) FS..... <b>Jake Scott (14)</b>

**boldface** indicates Pro Bowl performer  
\* indicates rookie



# 1976 FINAL STATISTICS (6-8)

DATE	OPPONENT	SCORE	W/L	ATT.
9/13	at Buffalo	30-21	W	77,683
9/19	at New England	14-30	L	46,053
9/26	N.Y. JETS	16-0	W	49,754
10/3	LOS ANGELES	28-31	L	60,753
10/10	at Baltimore	14-28	L	58,832
10/17	KANSAS CITY	17-20(OT)	L	43,325
10/24	at Tampa Bay	23-20	W	59,155
10/31	NEW ENGLAND	10-3	W	52,863
11/7	at N.Y. Jets	27-7	W	53,344
11/14	at Pittsburgh	3-14	L	48,945
11/22	BALTIMORE	16-17	L	62,104
11/28	at Cleveland	13-17	L	74,715
12/5	BUFFALO	45-27	W	43,475
12/11	MINNESOTA	7-29	L	46,543

TEAM STATISTICS	MIA.	OPP.
TOTAL FIRST DOWNS.....	267	268
By Rushing.....	122	125
By Passing.....	125	131
By Penalty.....	20	12
TOTAL NET YARDS.....	4386	5081
Average Per Game.....	313.3	362.9
Total Plays.....	874	892
Average Per Play.....	5.0	5.7
NET YARDS RUSHING.....	2118	2411
Average Per Game.....	151.3	172.2
Total Rushes.....	491	525
NET YARDS PASSING.....	2268	2670
Average Per Game.....	162.0	190.7
Tackled/Yards Lost.....	37/336	20/193
Gross Yards.....	2604	2863
Attempts/Completions.....	346/193	347/195
Completion Percentage.....	55.8	56.2
Had Intercepted.....	15	11
PUNTS/AVERAGE.....	62/38.2	63/41.1
PENALTIES/YARDS.....	70/582	94/716
FUMBLES/BALL LOST.....	14/8	31/18
TOUCHDOWNS.....	31	34
By Rushing.....	15	14
By Passing.....	15	20
By Returns.....	1	0

Score By Quarters	1	2	3	4	OT	Total
DOLPHINS.....	27	98	64	74	0	263
OPPONENTS....	31	93	62	75	3	264

RUSHING	NO.	YDS.	AVG.	LG	TD
Malone.....	186	797	4.3	31	4
Bulaich.....	122	540	4.4	35	4
Winfrey.....	52	205	3.9	13	1
Nottingham....	63	185	2.9	13	3
Griese.....	23	108	4.7	26	0
Davis.....	31	160	5.2	57	1
N. Moore.....	4	36	9.0	21	0
Seiple.....	3	14	4.7	7	0
Solomon.....	4	60	15.0	59	1
Strock.....	2	13	6.5	11	1
Heath.....	1	0	0.0	0	0

DOLPHINS....	491	2118	4.3	59	15
OPPONENTS....	525	2411	4.6	75	14

RECEIVING	NO.	YDS.	AVG.	LG	TD
N. Moore.....	33	625	18.9	67	4
Bulaich.....	28	151	5.4	25	0
Solomon.....	27	453	16.8	53	2

PASSING	ATT.	COMP.	YDS.	PCT.	TD	INT.	LG	SCK/LST	RATING
Griese.....	272	162	2097	59.6	11	12	47	30/266	78.9
Strock.....	47	21	359	44.7	3	2	53	4/41	74.6
Morrill.....	26	10	148	38.5	1	1	67	3/29	54.7
Solomon.....	1	0	0	0.0	0	0	0	0.0	39.6
DOLPHINS.....	346	193	2604	55.8	15	15	67	37/336	76.4
OPPONENTS.....	347	195	2863	56.2	20	11	64	20/193	89.0

Harris.....	22	372	16.9	44	1
Mandich.....	22	260	11.8	31	4
Twilley.....	14	214	15.3	39	1
Tillman.....	13	130	10.0	16	1
Seiple.....	10	138	13.8	25	1
Malone.....	9	103	11.4	36	0
Winfrey.....	6	55	9.2	16	1
Nottingham....	4	33	8.3	29	0
Davis.....	2	8	4.0	6	0
McCreary.....	2	51	25.5	30	0
Holmes.....	1	11	11.0	11	0
DOLPHINS....	193	2604	13.5	67	15
OPPONENTS....	195	2863	14.7	64	20

INTERCEPTIONS	NO.	YDS.	AVG.	LG	TD
Ellis.....	2	40	20.0	40	0
Matheson.....	2	34	17.0	34	0
Babb.....	2	20	10.0	20	0
White.....	2	4	2.0	4	0
Anderson.....	1	32	32.0	32	0
Johnson.....	1	14	14.0	14	0
Salter.....	1	0	0.0	0	0
DOLPHINS....	11	144	13.1	40	0
OPPONENTS....	15	128	8.5	33	0

PUNTING	NO.	YDS.	AVG.	LG	BK
Seiple.....	62	2366	38.2	56	0
DOLPHINS....	62	2366	38.2	56	0
OPPONENTS....	63	2593	41.2	56	0

PUNT RET.	NO.	YDS.	AVG.	LG	TD
Solomon.....	13	205	15.8	79	1
Harris.....	9	79	8.7	16	0
N. Moore.....	8	72	9.0	23	0
Babb.....	3	38	12.7	25	0
Anderson.....	2	21	10.5	11	0
DOLPHINS....	35	415	11.9	79	1
OPPONENTS....	34	272	8.0	28	0

KICKOFF RET.	NO.	YDS.	AVG.	LG	TD
Davis.....	26	617	23.7	47	0
Harris.....	17	559	32.9	69	0
Nottingham....	6	107	17.8	21	0
N. Moore.....	2	28	14.0	28	0
Winfrey.....	2	24	12.0	13	0
Solomon.....	1	12	12.0	12	0
Tillman.....	1	0	0.0	0	0
DOLPHINS....	55	1347	24.5	69	0
OPPONENTS....	57	1231	21.6	79	0

SCORING	Ru	Pa	Rt	PAT	FG	S	TP
Yepremian.....	0	0	0	29/31	16/23	0	77
Bulaich.....	4	0	0	0	0	0	24
Malone.....	4	0	0	0	0	0	24
Mandich.....	0	4	0	0	0	0	24
N. Moore.....	0	4	0	0	0	0	24
Solomon.....	1	2	1	0	0	0	24
Nottingham....	3	0	0	0	0	0	18
Winfrey.....	1	1	0	0	0	0	12
Davis.....	1	0	0	0	0	0	6
Harris.....	0	1	0	0	0	0	6
Seiple.....	0	1	0	0	0	0	6
Strock.....	1	0	0	0	0	0	6
Tillman.....	0	1	0	0	0	0	6
Twilley.....	0	1	0	0	0	0	6
DOLPHINS....	15	15	1	29/31	16/23	0	263
OPPONENTS....	14	20	0	30/34	10/21	0	264

FIELD GOALS	1-19	20-29	30-39	40-49	50+
Yepremian.....	0/0	9/10	2/4	4/8	1/1
DOLPHINS.....	0/0	9/10	2/4	4/8	1/1
OPPONENTS....	2/2	4/8	2/5	2/6	0/0

SACKS
Reese 4.0, Stanfill 4.0, Den Herder 3.0, Andrews 2.0, Crowder 2.0, Buoniconti 1.0, Heinz 1.0, Matheson 1.0, Towle 1.0, Babb 0.5, Gordon 0.5.
DOI PHINS 20.0 OPPONENTS 37.0

DOLPHINS 20.0, OPPONENTS 37.0

USUAL STARTERS
OFFENSE
WR..... Nat Moore (9)
LT..... Wayne Moore (14)
LG..... Bob Kuechenberg (10)
C..... Jim Langer (14)
RG..... Larry Little (10)
RT..... Darryl Carlton (8)
TE..... Larry Little (4)
TE..... Andre Tillman (14)
WR..... Freddie Solomon (7)
QB..... Howard Twilley (6)
QB..... Bob Griese (13)
RB..... Benny Malone (12)
FB..... Don Nottingham (8)
Norm Bulaich (6)

DEFENSE
LDE..... Vern Den Herder (14)
LDT..... Randy Crowder (14)
RDT..... Don Reese (6)
RDE..... Bob Heinz (4)
John Andrews (4)
Don Reese (3)
Bill Stanfill (3)
LLB..... Larry Gordon (14)
MLB..... Steve Towle (12)
RLB..... Bob Matheson (11)
LCB..... Jerris White (14)
RCB..... Curtis Johnson (9)
SS..... Charlie Babb (14)
FS..... Barry Hill (6)
Bryant Salter (6)

boldface indicates Pro Bowl performer  
\* indicates rookie

# 1977 FINAL STATISTICS (10-4)

DATE	OPPONENT	SCORE	W/L	ATT.
9/18	at Buffalo	13-0	W	76,097
9/25	at San Francisco	19-15	W	40,503
10/2	HOUSTON	27-7	W	49,619
10/9	at Baltimore	28-45	L	57,005
10/16	N.Y. JETS	21-17	W	43,446
10/23	SEATTLE	31-13	W	29,858
10/30	SAN DIEGO	13-14	L	40,670
11/6	at N.Y. Jets	14-10	W	51,582
11/13	NEW ENGLAND	17-5	W	67,502
11/20	at Cincinnati	17-23	L	46,733
11/24	at St. Louis	55-14	W	50,269
11/5	BALTIMORE	17-6	W	68,977
11/11	at New England	10-14	L	61,064
11/17	BUFFALO	31-14	W	39,626

TEAM STATISTICS	MIA.	OPP.
TOTAL FIRST DOWNS.....	267	227
By Rushing .....	143	101
By Passing .....	107	117
By Penalty .....	17	9
Third Down: Made/Att.....	78/172	88/199
TOTAL NET YARDS.....	4327	3982
Average Per Game .....	309.1	284.4
Total Plays .....	866	901
Average Per Play .....	5.0	4.4
NET YARDS RUSHING.....	2366	1749
Average Per Game .....	169.0	124.9
Total Rushes .....	519	467
NET YARDS PASSING.....	1961	2233
Average Per Game .....	140.1	159.5
Tackled/Yards Lost.....	36/303	20/160
Gross Yards .....	2264	2393
Attempts/Completions.....	311/182	414/226
Completion Percentage .....	58.5	54.6
Had Intercepted .....	14	15
PUNTS/AVERAGE .....	58/36.9	67/38.5
PENALTIES/YARDS.....	59/432	82/644
FUMBLES/BALL LOST .....	22/13	37/18
TOUCHDOWNS .....	41	23
By Rushing .....	18	12
By Passing .....	22	10
By Returns .....	1	1

Score By Quarters	1	2	3	4	OT	Total
DOLPHINS .....	86	113	60	54	0	313
OPPONENTS .....	52	48	33	64	0	197

RUSHING	NO.	YDS.	AVG.	LG	TD
Malone .....	129	615	4.8	66	5
Davis .....	126	533	4.2	60	2
L. Harris .....	91	417	4.6	77	4
Bulaich .....	91	416	4.6	29	4
Nottingham .....	44	214	4.9	13	2
Moore .....	14	89	6.4	24	1
Solomon .....	6	43	7.2	14	0
Griese .....	16	30	1.9	13	0
T. Anderson .....	1	11	11.0	11	0
Michel .....	1	-2	-2.0	-2	0
DOLPHINS .....	519	2366	4.6	77	18
OPPONENTS .....	467	1749	3.7	64	12

RECEIVING	NO.	YDS.	AVG.	LG	TD
Moore .....	52	765	14.7	73	12
D. Harris .....	34	601	17.7	47	5
Bulaich .....	25	180	7.2	14	0
Tillman .....	17	169	10.0	37	2
Davis .....	14	151	10.8	32	1
Solomon .....	12	181	15.1	54	1

PASSING	ATT.	COMP.	YDS.	PCT.	TD	INT.	LG	SCK/LST	RATING
Griese .....	307	180	2252	58.6	22	13	73t	36/303	87.7
Strock .....	4	2	12	50.0	0	1	9	0/0	16.7
DOLPHINS.....	311	182	2264	58.5	22	14	73t	36/303	86.1
OPPONENTS.....	414	226	2393	54.6	10	15	47	20/160	64.6

Nottingham .....	8	58	7.3	16	0
L. Harris .....	7	29	4.1	11	0
Mandich .....	6	63	10.5	15	0
Malone .....	4	58	14.5	35	0
McCreary .....	2	10	5.0	9	1
Seiple .....	1	-1	-1.0	-1	0
DOLPHINS .....	182	2264	12.4	73t	22
OPPONENTS .....	226	2393	10.6	47	10

INTERCEPTIONS	NO.	YDS.	AVG.	LG	TD
Johnson .....	4	35	8.8	19	0
Thomas .....	3	23	7.7	23	0
Foley .....	3	17	5.7	17	0
Gordon .....	1	27	27.0	27	0
Babb .....	1	15	15.0	15	0
Matheson .....	1	7	7.0	7	0
Roberson .....	1	0	0.0	0	0
Volk .....	1	0	0.0	0	0
DOLPHINS .....	15	124	8.3	27	0
OPPONENTS .....	14	238	17.0	34	0

PUNTING	NO.	YDS.	AVG.	LG	BK
Michel .....	35	1338	38.2	61	0
Seiple .....	22	801	36.4	54	1
DOLPHINS .....	58	2139	36.9	61	1
OPPONENTS .....	67	2581	38.5	60	0

PUNT RET.	NO.	YDS.	AVG.	LG	TD
Solomon .....	32	285	8.9	39	0
D. Anderson .....	4	3	0.7	3	0
Babb .....	2	10	5.0	7	0
Davis .....	1	11	11.0	11	0
T. Anderson .....	1	6	6.0	6	0
DOLPHINS .....	40	315	7.9	39	0
OPPONENTS .....	29	267	9.2	49	0

KICKOFF RET.	NO.	YDS.	AVG.	LG	TD
Davis .....	14	414	29.6	73	0
Solomon .....	10	273	27.3	90	1
T. Anderson .....	7	167	23.9	40	0
D. Harris .....	4	91	22.8	31	0
Nottingham .....	2	36	18.0	18	0
McCreary .....	1	30	30.0	30	0
DOLPHINS .....	38	1011	26.6	90t	1
OPPONENTS .....	59	1281	21.7	32	0

SCORING	Ru	Pa	Pat	FG	S	TP
Moore .....	1	12	0	0	0	78
Yepremian .....	0	0	37/41	10/22	0	67
D. Harris .....	0	5	0	0	0	30
Malone .....	5	0	0	0	0	30
Bulaich .....	4	0	0	0	0	24
L. Harris .....	4	0	0	0	0	24
Davis .....	2	1	0	0	0	18
Nottingham .....	2	0	0	0	0	12
Solomon .....	0	1	1	0	0	12
Tillman .....	0	2	0	0	0	12
McCreary .....	0	1	0	0	0	6
Michel .....	0	0	0	0/1	0	0
DOLPHINS .....	18	22	1	37/42	10/22	0
OPPONENTS .....	12	10	1	21/23	12/20	0

FIELD GOALS	1-19	20-29	30-39	40-49	50+
Yepremian .....	0/0	3/4	5/7	2/9	0/2
DOLPHINS .....	0/0	3/4	5/7	2/9	0/2
OPPONENTS .....	1/1	2/2	4/5	5/10	0/2

SACKS
Duhe 7.0, Baumhower 4.0, Bokamper 2.5, Gordon 2.0, Matheson 2.0, Den Herder 1.5, Babb 1.0.

DOLPHINS 20.0, OPPONENTS 36.0

## USUAL STARTERS

OFFENSE	
WR .....	Nat Moore (14)
LT .....	Wayne Moore (14)
LG .....	Bob Kuechenberg (12)
C .....	Jim Langer (14)
RG .....	Larry Little (13)
RT .....	Mike Current (14)
TE .....	Andre Tillman (14)
WR .....	Freddie Solomon (6)
	Duriel Harris (4)
	Lloyd McCreary (4)
QB .....	Bob Griese (14)
RB .....	Benny Malone (8)
	Gary Davis (6)
FB .....	Norm Bulaich (7)
	*Leroy Harris (5)

DEFENSE	
LDE .....	Vern Den Herder (11)
NT .....	*Bob Baumhower (14)
RDE .....	*A.J. Duhe (14)
LOLB .....	Kim Bokamper (14)
LILB .....	Steve Towle (7)
	Mike Kolen (4)
RILB .....	Bob Matheson (8)
	Steve Towle (5)
ROLB .....	Larry Gordon (14)
LCB .....	Norris Thomas (10)
RCB .....	Curtis Johnson (14)
SS .....	Tim Foley (10)
FS .....	Vern Roberson (9)
	Charlie Babb (4)

**boldface** indicates Pro Bowl performer  
\* indicates rookie

# 1978 FINAL STATISTICS (11-5)

DATE	OPPONENT	SCORE	W/L	ATT.
9/3	at N.Y. Jets	20-33	L	49,598
9/10	at Baltimore	42-0	W	46,426
9/17	BUFFALO	31-24	W	48,373
9/24	at Philadelphia	3-17	L	62,998
10/1	ST. LOUIS	24-10	W	43,882
10/9	CINCINNATI	21-0	W	54,729
10/15	at San Diego	28-21	W	50,637
10/22	at New England	24-33	L	60,424
10/29	BALTIMORE	26-8	W	53,524
11/5	DALLAS	23-16	W	70,414
11/12	at Buffalo	25-24	W	48,623
11/20	at Houston	30-35	L	50,290
11/26	N.Y. JETS	13-24	L	49,255
12/3	at Washington	16-0	W	52,860
12/10	OAKLAND	23-6	W	73,003
12/18	NEW ENGLAND	23-3	W	72,071

TEAM STATISTICS	MIA.	OPP.
TOTAL FIRST DOWNS	270	298
By Rushing	119	120
By Passing	135	156
By Penalty	16	22
Third Down: Made/Att.	98/215	88/205
TOTAL NET YARDS	4835	5169
Average Per Game	302.2	323.1
Total Plays	954	1021
Average Per Play	5.1	5.1
NET YARDS RUSHING	2366	2261
Average Per Game	147.9	141.3
Total Rushes	548	543
NET YARDS PASSING	2469	2908
Average Per Game	154.3	181.8
Tackled/Yards Lost	27/238	41/343
Gross Yards	2707	3251
Attempts/Completions	379/226	437/256
Completion Percentage	59.6	58.6
Had Intercepted	18	32
PUNTS/AVERAGE	81/40.3	74/37.0
PENALTIES/YARDS	74/603	99/865
FUMBLES/BALL LOST	24/12	37/21
TOUCHDOWNS	45	30
By Rushing	18	15
By Passing	24	15
By Returns	3	0

Score By Quarters	1	2	3	4	OT	Total
DOLPHINS	101	126	68	77	0	372
OPPONENTS	24	87	64	79	0	254

RUSHING	NO.	YDS.	AVG.	LG	TD
Williams	272	1258	4.6	58t	8
L. Harris	123	512	4.2	51	2
Davis	62	313	5.0	65t	3
Bulaich	40	196	4.9	63	2
Braxton	20	48	2.4	15	2
Strock	10	23	2.3	12	0
Malone	6	18	3.0	7	1
Griese	9	10	1.1	9	0
Benjamin	1	-2	-2.0	-2	0
Moore	4	-3	-0.8	3	0
Roberts	1	-7	-7.0	-7	0

DOLPHINS	548	2366	4.3	65t	18
OPPONENTS	543	2261	4.2	81t	15

RECEIVING	NO.	YDS.	AVG.	LG	TD
Moore	48	645	13.5	47	10

PASSING	ATT.	COMP.	YDS.	PCT.	TD	INT.	LG	SCK/LST	RATING
Griese	235	148	1791	63.0	11	11	63t	18/165	82.4
Strock	135	72	825	53.3	12	6	57	9/73	83.3
Benjamin	8	6	91	75.0	1	1	43	0/0	112.0
Williams	1	0	0	0.0	0	0	0	0/0	39.6
DOLPHINS	379	226	2707	59.6	24	18	63t	27/238	82.9
OPPONENTS	437	256	3251	58.6	15	32	92t	41/343	62.8

D. Harris	45	654	14.5	63t	3
Tillman	31	398	12.8	33	3
L. Harris	25	211	8.4	57	0
Davis	24	218	9.1	34	0
Williams	18	192	10.7	42	0
Bulaich	16	92	5.8	22	0
Cefalo	6	145	24.2	43	3
Braxton	4	47	11.8	19	0
Hardy	4	32	8.0	15	2
McCreary	3	27	9.0	12	2
Rather	1	39	39.0	39	0
Den Herder	1	7	7.0	7	1

DOLPHINS	226	2707	12.0	63t	24
OPPONENTS	256	3251	12.7	92t	15

INTERCEPTIONS	NO.	YDS.	AVG.	LG	TD
Foley	6	12	2.0	8	0
Small	4	157	39.3	46t	1
Voik	4	42	10.5	24	0
Babb	3	61	20.3	36	0
Gordon	3	35	11.7	22	0
Johnson	3	-2	-0.7	0	0
Thomas	2	63	31.5	53t	1
Rhone	2	4	2.0	4	0
Chambers	1	49	49.0	49	0
Cornelius	1	21	21.0	21	0
Towle	1	14	14.0	14	0
Bokamper	1	2	2.0	2	0
Baumhower	1	0	0.0	0	0

DOLPHINS	32	458	14.3	53t	2
OPPONENTS	18	224	12.4	33	0

PUNTING	NO.	YDS.	AVG.	LG	BK
Roberts	81	3263	40.3	59	0
DOLPHINS	81	3263	40.3	59	0
OPPONENTS	74	2741	37.0	58	2

PUNT RET.	NO.	YDS.	AVG.	LG	TD
Cefalo	28	232	8.3	26	0
Babb	9	57	6.3	14	0
Davis	2	36	18.0	25	0
Moore	1	11	11.0	11	0
Cornelius	1	5	5.0	5	0
DOLPHINS	41	341	8.3	26	0
OPPONENTS	42	303	7.2	34	0

KICKOFF RET.	NO.	YDS.	AVG.	LG	TD
D. Harris	29	657	22.7	53	0
Davis	13	251	19.3	27	0
Anderson	7	157	22.4	31	0
Cefalo	2	40	20.0	21	0
Hardy	2	27	13.5	15	0

DOLPHINS	53	1132	21.4	53	0
OPPONENTS	70	1459	20.8	39	0

SCORING	Ru	Pa	Rt	PAT	FG	S	TP
Yepremian	0	0	0	41/45	19/23	0	98
Moore	0	10	0	0	0	0	60
Williams	8	0	0	0	0	0	48
Cefalo	0	3	0	0	0	0	18
Davis	3	0	0	0	0	0	18
D. Harris	0	3	0	0	0	0	18
Tillman	0	3	0	0	0	0	18
Braxton	2	0	0	0	0	0	12
Bulaich	2	0	0	0	0	0	12
Hardy	0	2	0	0	0	0	12

Harris .....	2	0	0	0	0	0	12
McCreary .....	0	2	0	0	0	0	12
Baumhower .....	0	0	1	0	0	0	6
Den Herder ....	0	1	0	0	0	0	6
Malone .....	1	0	0	0	0	0	6
Small .....	0	0	1	0	0	0	6
Thomas .....	0	0	1	0	0	0	6
Bokamper .....	0	0	0	0	0	1	2
DuHe .....	0	0	0	0	0	1	2

DOLPHINS	18	24	3	41/45	19/23	2	372
OPPONENTS	15	15	0	28/30	14/21	1	254

FIELD GOALS	1-19	20-29	30-39	40-49	50+
Yepremian	0/0	4/5	10/11	5/7	0/0
DOLPHINS	0/0	4/5	10/11	5/7	0/0
OPPONENTS	1/1	4/6	6/8	3/6	0/0

SACKS
Den Herder 9.0, Bokamper 8.0, DuHe 8.0, Gordon 4.5, Bettlers 4.0, Chambers 1.5, Baumhower 1.5, Matheson 1.5, Babb 1.0, Barisich 1.0, Simpson 1.0.

DOLPHINS 41.0, OPPONENTS 27.0

USUAL STARTERS
OFFENSE
WR ..... Duriel Harris (15)
LT ..... Wayne Moore (9)
LG ..... Bob Kuechenberg (7)
..... Bob Kuechenberg (8)
..... Ed Newman (8)
C ..... Jim Langer (16)
RG ..... Larry Little (15)
RT ..... Mike Current (15)
TE ..... Andre Tillman (16)
WR ..... Nat Moore (15)
QB ..... Bob Griese (9)
..... Don Strock (7)
RB ..... Delvin Williams (15)
FB ..... Leroy Harris (11)

DEFENSE
LDE ..... Vern Den Herder (16)
NT ..... Bob Baumhower (16)
RDE ..... A.J. DuHe (10)
LOLB ..... Kim Bokamper (16)
LILB ..... Steve Towle (13)
RILB ..... Rusty Chambers (15)
ROLB ..... Larry Gordon (15)
LCB ..... Norris Thomas (16)
RCB ..... Curtis Johnson (12)
SS ..... Tim Foley (16)
FS ..... Rick Volk (13)

**boldface** indicates Pro Bowl performer  
\* indicates rookie



# 1979 FINAL STATISTICS (10-6)

DATE	OPPONENT	SCORE	W/L	ATT.
9/2	at Buffalo	9-7	W	69,441
9/9	SEATTLE	19-10	W	56,233
9/16	at Minnesota	27-12	W	44,187
9/23	CHICAGO	31-16	W	66,011
9/30	at N.Y. Jets	27-33	L	51,496
10/8	at Oakland	3-13	L	52,419
10/14	BUFFALO	17-7	W	45,597
10/21	at New England	13-28	L	61,096
10/28	GREEN BAY	27-7	W	47,741
11/5	HOUSTON	6-9	L	70,273
11/11	BALTIMORE	19-0	W	50,193
11/18	at Cleveland	24-30(OT)	L	80,374
11/25	at Baltimore	28-24	W	36,016
11/29	NEW ENGLAND	39-24	W	69,174
12/9	at Detroit	28-10	W	78,087
12/15	N.Y. JETS	24-27	L	49,915

TEAM STATISTICS	MIA.	OPP.
TOTAL FIRST DOWNS	297	238
By Rushing	126	87
By Passing	140	135
By Penalty	31	16
Third Down: Made/Att.	99/205	96/213
TOTAL NET YARDS	4950	4439
Average Per Game	309.4	277.4
Total Plays	1006	938
Average Per Play	4.9	4.7
NET YARDS RUSHING	2187	1702
Average Per Game	136.7	106.4
Total Rushes	561	484
NET YARDS PASSING	2763	2737
Average Per Game	172.7	171.1
Tackled/Yards Lost	29/255	36/314
Gross Yards	3018	3051
Attempts/Completions	416/235	418/230
Completion Percentage	56.5	55.0
Had Intercepted	22	23
PUNTS/AVERAGE	71/39.5	77/37.9
PENALTIES/YARDS	79/651	107/834
FUMBLES/BALL LOST	27/15	29/15
TOUCHDOWNS	40	31
By Rushing	19	9
By Passing	20	17
By Returns	1	5

Score By Quarters	1	2	3	4	OT	Total
DOLPHINS	71	75	80	115	0	341
OPPONENTS	24	71	87	69	6	257

RUSHING	NO.	YDS.	AVG.	LG	TD
Csonka	220	837	3.8	22	12
Williams	184	703	3.8	39	3
Davis	98	383	3.9	42	1
Nathan	16	68	4.2	18	0
Torrey	13	61	4.7	17	1
Bulaich	9	37	4.1	9	2
Griese	11	30	2.7	18	0
Moore	3	22	7.3	18	0
Harris	1	20	20.0	20	0
Howell	3	8	2.7	5	0
DOLPHINS	561	2187	3.9	42	19
OPPONENTS	484	1702	3.5	30	9

RECEIVING	NO.	YDS.	AVG.	LG	TD
Moore	48	840	17.5	53	6

Harris	42	798	19.0	51	3
Davis	34	215	6.3	18	0
Hardy	30	386	12.8	28	3
Williams	21	175	8.3	38	1
Nathan	17	213	12.5	35	2
Csonka	16	75	4.7	18	1
Cefalo	12	223	18.6	30	3
Bulaich	8	53	6.6	13	1
Howell	3	23	7.7	11	0
Lee	2	14	7.0	10	0
Torrey	2	3	1.5	8	0

DOLPHINS	235	3018	12.8	53	20
OPPONENTS	230	3051	13.3	78	17

INTERCEPTIONS	NO.	YDS.	AVG.	LG	TD
Colzie	5	86	17.2	56	0
Small	5	74	14.8	40	0
Gordon	2	33	16.5	33	0
Thomas	2	29	14.5	24	0
Rhone	2	17	8.5	10	0
Foley	2	8	4.0	8	0
Matheson	1	28	28.0	28	0
Chambers	1	4	4.0	4	0
Babb	1	3	3.0	3	0
Bokamper	1	3	3.0	3	0
Towle	1	0	0.0	0	0

DOLPHINS	23	285	12.4	56	0
OPPONENTS	22	382	17.4	58	3

PUNTING	NO.	YDS.	AVG.	LG	BK
Roberts	69	2772	40.2	68	1
von Schamann	1	31	31.0	31	0
DOLPHINS	71	2803	39.5	68	1
OPPONENTS	77	2919	37.9	60	0

PUNT RET.	NO.	YDS.	AVG.	LG	TD
Nathan	28	306	10.9	86	1
Kozlowski	3	21	7.0	11	0
Cefalo	2	10	5.0	10	0
Babb	1	0	0.0	0	0

DOLPHINS	34	337	9.9	86	1
OPPONENTS	25	131	5.2	34	0

KICKOFF RET.	NO.	YDS.	AVG.	LG	TD
Nathan	45	1016	22.6	43	0
Kozlowski	4	85	21.2	22	0
Davis	2	27	13.5	16	0
Bessillieu	0	20	-	20	0

DOLPHINS	51	1148	22.5	43	0
OPPONENTS	69	1518	22.0	55	0

SCORING	Ru	Pa	Rt	PAT	FG	S	TP
von Schamann	0	0	0	36/40	21/29	0	99
Csonka	12	1	0	0	0	0	78
Moore	0	6	0	0	0	0	36
Williams	3	1	0	0	0	0	24
Cefalo	0	3	0	0	0	0	18
Hardy	0	3	0	0	0	0	18
Harris	0	3	0	0	0	0	18
Bulaich	2	1	0	0	0	0	18
Nathan	0	2	1	0	0	0	18
Davis	1	0	0	0	0	0	6
Torrey	1	0	0	0	0	0	6
Team	0	0	0	0	0	1	2

DOLPHINS	19	20	1	36/40	21/29	1	341
OPPONENTS	9	17	5	26/30	15/26	0	257

FIELD GOALS	1-19	20-29	30-39	40-49	50+
von Schamann	0/0	8/8	9/14	2/4	2/3
DOLPHINS	0/0	8/8	9/14	2/4	2/3
OPPONENTS	0/0	2/3	7/9	6/14	0/0

SACKS
Den Herder 9.0, Betters 8.0, Baumhower 6.5, Bokamper 4.5, Gordon 3.0, Duhe 2.0, Barisich 1.5, Thomas 1.0, Towle 0.5.

DOLPHINS 36.0, OPPONENTS 29.0

USUAL STARTERS
OFFENSE
WR ..... Durriel Harris (14)
LT ..... Bob Kuechenberg (16)
LG ..... Ed Newman (16)
C ..... Jim Langer (9)
QB ..... Mark Dennard (7)
RG ..... Larry Little (14)
RT ..... Mike Current (16)
TE ..... Bruce Hardy (14)
WR ..... Nat Moore (14)
QB ..... Bob Griese (12)
RB ..... Delvin Williams (13)
FB ..... Larry Csonka (16)

DEFENSE
LDE ..... Vern Den Herder (16)
NT ..... Bob Baumhower (16)
RDE ..... Doug Betters (14)
LOLB ..... Kim Bokamper (13)
LILB ..... Steve Towle (16)
RILB ..... Rusty Chambers (14)
ROLB ..... Larry Gordon (16)
LCB ..... Norris Thomas (16)
RCB ..... Gerald Small (16)
SS ..... Tim Foley (15)
FS ..... Neal Colzie (16)

boldface indicates Pro Bowl performer  
\* indicates rookie

PASSING	ATT.	COMP.	YDS.	PCT.	TD	INT.	LG	SCK/LST	RATING
Griese	310	176	2160	56.8	14	16	51	26/221	72.0
Strock	100	56	830	56.0	6	6	53	2/22	78.3
Benjamin	4	3	28	75.0	0	0	17	1/10	93.8
Hardy	1	0	0	0.0	0	0	0	0/0	39.6
Williams	1	0	0	0.0	0	0	0	0/0	39.6
DOLPHINS	416	235	3018	56.5	20	22	53	29/255	73.3
OPPONENTS	418	230	3051	55.0	17	23	78	36/314	69.0

# 1980 FINAL STATISTICS (8-8)

DATE	OPPONENT	SCORE	W/L	ATT.
9/7	at Buffalo	7-17	L	79,598
9/14	CINCINNATI	17-16	W	38,322
9/21	at Atlanta	20-17	W	55,479
9/28	NEW ORLEANS	21-16	W	40,946
10/5	BALTIMORE	17-30	L	50,631
10/12	at New England	0-34	L	60,377
10/19	BUFFALO	17-14	W	61,636
10/27	at N.Y. Jets	14-17	L	53,046
11/2	at Oakland	10-16	L	46,378
11/9	at Los Angeles	35-14	W	62,198
11/16	SAN FRANCISCO	17-13	W	45,135
11/20	SAN DIEGO	24-27(OT)	L	63,013
11/30	at Pittsburgh	10-23	L	51,384
12/8	NEW ENGLAND	16-13(OT)	W	63,292
12/14	at Baltimore	24-14	W	30,564
12/20	N.Y. JETS	17-24	L	41,854

TEAM STATISTICS	MIA.	OPP.
TOTAL FIRST DOWNS .....	284	309
By Rushing .....	107	107
By Passing .....	149	185
By Penalty .....	28	17
Third Down: Made/Att. ....	90/232	115/239
TOTAL NET YARDS .....	4564	5224
Average Per Game .....	285.3	326.5
Total Plays .....	1015	1062
Average Per Play .....	4.5	4.9
NET YARDS RUSHING .....	1876	2018
Average Per Game .....	117.3	126.1
Total Rushes .....	492	530
NET YARDS PASSING .....	2688	3206
Average Per Game .....	168.0	200.4
Tackled/Yards Lost. ....	31/265	27/233
Gross Yards .....	2953	3439
Attempts/Completions. ....	492/267	505/290
Completion Percentage .....	54.3	57.4
Had Intercepted .....	26	28
PUNTS/AVERAGE .....	79/41.5	72/37.3
PENALTIES/YARDS .....	74/567	108/923
FUMBLES/BALL LOST .....	33/16	31/17
TOUCHDOWNS .....	32	36
By Rushing .....	9	13
By Passing .....	21	21
By Returns .....	2	2

Score By Quarters	1	2	3	4	OT	Total
DOLPHINS .....	47	65	37	114	3	266
OPPONENTS ....	54	100	65	83	3	305

RUSHING	NO.	YDS.	AVG.	LG	TD
Williams .....	187	671	3.6	65	2
Nathan .....	60	327	5.5	18	1
Robiskie .....	78	250	3.2	36	2
Woodley .....	55	214	3.9	17	3
Howell .....	60	206	3.4	23	1
Bennett .....	43	187	4.3	19	0
Giaquinto .....	5	16	3.2	5	0
Testerman .....	1	5	5.0	5	0
Moore .....	1	3	3.0	3	0
Giese .....	1	0	0.0	0	0
Strock .....	1	-3	-3.0	-3	0
DOLPHINS ....	492	1876	3.8	65	9
OPPONENTS ....	530	2018	3.8	53	13

PASSING	ATT.	COMP.	YDS.	PCT.	TD	INT.	LG	SCK/LST	RATING
Woodley .....	327	176	1850	53.8	14	17	61	17/127	63.1
Giese .....	100	61	790	61.0	6	4	54	9/89	89.2
Strock .....	62	30	313	48.4	1	5	33	5/49	35.1
Moore .....	1	0	0	0.0	0	0	0	0/0	39.6
Nathan .....	1	0	0	0.0	0	0	0	0/0	39.6
Williams .....	1	0	0	0.0	0	0	0	0/0	39.6
DOLPHINS .....	492	267	2953	54.3	21	26	61	31/265	64.6
OPPONENTS .....	505	290	3439	57.4	21	28	61	27/233	69.1

RECEIVING	NO.	YDS.	AVG.	LG	TD
Nathan .....	57	588	10.3	61	5
Moore .....	47	564	12.0	33	7
Harris .....	33	583	17.7	54	2
Williams .....	31	207	6.7	19	0
Giaquinto .....	24	192	8.0	25	1
Hardy .....	19	159	8.4	19	2
Rose .....	13	149	11.5	50	0
Robiskie .....	13	60	4.6	15	0
Cefalo .....	11	199	18.1	52	1
Lee .....	7	83	11.9	41	2
Howell .....	5	38	7.6	13	0
Bailey .....	4	105	26.3	39	0
Bennett .....	3	26	8.7	19	1
DOLPHINS ....	267	2953	11.1	61	21
OPPONENTS ....	290	3439	11.9	61	21

INTERCEPTIONS	NO.	YDS.	AVG.	LG	TD
Small .....	7	46	6.6	22	0
McNeal .....	5	17	3.4	15	0
Bessillieu .....	4	13	3.3	12	0
Taylor .....	3	55	18.3	44	0
Rhone .....	3	33	11.0	12	0
Blackwood .....	3	0	0.0	0	0
Ortega .....	1	17	17.0	17	0
Gordon .....	1	11	11.0	11	0
Bokamper .....	1	6	6.0	6	0
DOLPHINS ....	28	198	7.1	44	0
OPPONENTS ....	26	386	14.8	71	1

PUNTING	NO.	YDS.	AVG.	LG	BK
Roberts .....	77	3279	42.6	71	2
DOLPHINS ....	79	3279	41.5	71	2
OPPONENTS ....	72	2684	37.3	69	1

PUNT RET.	NO.	YDS.	AVG.	LG	TD
Nathan .....	23	178	7.7	30	0
Giaquinto .....	7	35	5.0	15	0
Bessillieu .....	1	0	0.0	0	0
Blackwood .....	1	0	0.0	0	0
DOLPHINS ....	32	213	6.7	30	0
OPPONENTS ....	42	339	8.1	35	0

KICKOFF RET.	NO.	YDS.	AVG.	LG	TD
Bessillieu .....	40	890	22.3	87	0
Giaquinto .....	9	146	16.2	22	0
Nathan .....	5	102	20.4	31	0
Harris .....	5	89	17.8	22	0
Barnett .....	1	7	7.0	7	0
Allen .....	1	0	0.0	0	0
DOLPHINS ....	61	1234	20.2	87	0
OPPONENTS ....	53	1210	22.8	52	0

SCORING	Ru	Pa	Rt	PAT	FG	S	TP
von Schamann .....	0	0	0	32/32	14/23	0	74
Moore .....	0	7	0	0	0	0	42
Nathan .....	1	5	0	0	0	0	36
Woodley .....	3	0	0	0	0	0	18
Giaquinto .....	0	1	1	0	0	0	12
Hardy .....	0	2	0	0	0	0	12
Harris .....	0	2	0	0	0	0	12
Lee .....	0	2	0	0	0	0	12
Robiskie .....	2	0	0	0	0	0	12
Williams .....	2	0	0	0	0	0	12

Bennett .....	0	1	0	0	0	0	6
Bessillieu .....	0	0	1	0	0	0	6
Cefalo .....	0	1	0	0	0	0	6
Howell .....	1	0	0	0	0	0	6

DOLPHINS ....	9	21	2	32/32	14/23	0	266
OPPONENTS ....	13	21	2	33/36	18/25	1	305

FIELD GOALS	1-19	20-29	30-39	40-49	50+
von Schamann .....	0/0	9/10	3/5	2/5	0/3
DOLPHINS .....	0/0	9/10	3/5	2/5	0/3
OPPONENTS .....	0/0	2/2	12/14	4/8	0/1

SACKS
Bokamper 5.5, Duhe 5.5, Baumhower 4.0, Betterers 4.0, Gordon 3.0, Bessillieu 2.0, Den Herder 2.0, Rhone 1.0.

USUAL STARTERS	
WR .....	Nat Moore (16)
LT .....	Jon Giesler (10)
LG .....	Bob Kuechenberg (13)
C .....	Mark Dennard (16)
RG .....	Ed Newman (16)
RT .....	Eric Laakso (16)
TE .....	Bruce Hardy (12)
QB .....	Ronnie Lee (13)
RB .....	*David Woodley (11)
FB .....	Delvin Williams (10)
	Steve Howell (8)
	Terry Robiskie (5)

DEFENSE	
LDE .....	Vern Den Herder (16)
NT .....	Bob Baumhower (16)
RDE .....	Doug Betterers (16)
LOLB .....	Kim Bokamper (16)
LILB .....	Rusty Chambers (8)
	Ralph Ortega (6)
RILB .....	A.J. Duhe (14)
ROLB .....	Larry Gordon (14)
LCB .....	*Don McNeal (13)
RCB .....	Gerald Small (16)
SS .....	Glenn Blackwood (15)
FS .....	Don Bessillieu (13)

**boldface** indicates Pro Bowl performer  
\* indicates rookie

# 1981 FINAL STATISTICS (11-4-1)

DATE	OPPONENT	SCORE	W/L	ATT.
9/6	at St. Louis	20-7	W	50,351
9/10	PITTSBURGH	30-10	W	74,190
9/20	at Houston	16-10	W	47,379
9/27	at Baltimore	31-28	W	41,630
10/4	N.Y. JETS	28-28(OT)	T	68,723
10/12	at Buffalo	21-31	L	78,576
10/18	WASHINGTON	13-10	W	47,367
10/25	at Dallas	27-28	L	64,221
11/1	BALTIMORE	27-10	W	46,061
11/8	at New England	30-27(OT)	W	60,436
11/15	OAKLAND	17-33	L	61,777
11/22	at N.Y. Jets	15-16	L	59,962
11/30	PHILADELPHIA	13-10	W	67,797
12/6	NEW ENGLAND	24-14	W	50,421
12/13	at Kansas City	17-7	W	57,407
12/19	BUFFALO	16-6	W	72,956

TEAM STATISTICS	MIA.	OPP.
TOTAL FIRST DOWNS	306	296
By Rushing	123	124
By Passing	157	160
By Penalty	26	12
Third Down: Made/Att.	86/225	81/214
TOTAL NET YARDS	5322	5363
Average Per Game	332.6	335.2
Total Plays	1063	1039
Average Per Play	5.0	5.2
NET YARDS RUSHING	2173	2032
Average Per Game	135.8	127.0
Total Rushes	535	492
NET YARDS PASSING	3149	3331
Average Per Game	196.8	208.2
Tackled/Yards Lost	30/236	38/314
Gross Yards	3385	3645
Attempts/Completions	498/271	509/297
Completion Percentage	54.4	58.3
Had Intercepted	21	18
PUNTS/AVERAGE	83/40.8	87/41.0
PENALTIES/YARDS	71/541	104/886
FUMBLES/BALL LOST	26/10	30/15
TOUCHDOWNS	39	33
By Rushing	18	10
By Passing	18	23
By Returns	3	0

Score By Quarters	1	2	3	4	OT	Total
DOLPHINS	41	110	97	94	3	345
OPPONENTS	72	92	30	81	0	275

RUSHING	NO.	YDS.	AVG.	LG	TD
Nathan	147	782	5.3	46	5
Franklin	201	711	3.5	29	7
Woodley	63	272	4.3	26	4
Hill	37	146	3.9	24	1
Vigorito	35	116	3.3	30	1
Bennett	28	104	3.7	12	0
Giaquinto	3	31	10.3	20	0
Howell	5	21	4.2	9	0
Orosz	1	13	13.0	13	0
Moore	1	3	3.0	3	0
Strock	14	-26	-1.9	9	0
DOLPHINS	535	2173	4.1	46	18
OPPONENTS	492	2032	4.1	28	10

RECEIVING	NO.	YDS.	AVG.	LG	TD
Harris	53	911	17.2	55	2

PASSING	ATT.	COMP.	YDS.	PCT.	TD	INT.	LG	SCK/LST	RATING
Woodley	366	191	2470	52.2	12	13	69t	24/191	69.8
Strock	130	79	901	60.1	6	8	52	6/45	71.1
Hill	1	1	14	100.0	0	0	14	0/0	118.8
Nathan	1	0	0	0.0	0	0	0	0/0	39.6
DOLPHINS	498	271	3385	54.4	18	21	69t	30/236	70.3
OPPONENTS	509	297	3645	58.3	23	18	76t	38/314	80.2

Nathan	50	452	9.0	31	3
Vigorito	33	237	7.2	31t	2
Cefalo	29	631	21.8	69t	3
Moore	26	452	17.4	52	2
Rose	23	316	13.7	50	2
Hardy	15	174	11.6	21	0
Lee	14	64	4.6	11	1
Hill	12	73	6.1	16	1
Giaquinto	7	38	5.4	16	1
Bennett	4	22	5.5	10	0
Franklin	3	6	2.0	3t	1
Howell	2	9	4.5	5	0

DOLPHINS	271	3385	12.5	69t	18
OPPONENTS	297	3645	12.3	76t	23

INTERCEPTIONS NO.	YDS.	AVG.	LG	TD	
G. Blackwood	4	124	31.0	39	0
Kozlowski .....	3	37	12.3	29	0
Rhone .....	3	35	11.7	16	0
L. Blackwood..	3	12	4.0	11	0
Brudzinski .....	2	35	17.5	19	0
Duhe .....	1	11	11.0	11	0
Walker .....	1	0	0.0	0	0
Bessillieu .....	1	0	0.0	0	0

DOLPHINS	18	254	14.1	39	0
OPPONENTS	21	288	13.7	39	0

PUNTING	NO.	YDS.	AVG.	LG	BK
Orosz	83	3386	40.8	61	0
DOLPHINS	83	3386	40.8	61	0
OPPONENTS	87	3565	41.0	59	0

PUNT RET.	NO.	YDS.	AVG.	LG	TD
Vigorito	36	379	10.5	87t	1
Walker	5	50	10.0	17	0
G. Blackwood	2	8	4.0	6	0
Bessillieu	1	12	12.0	12	0
Kozlowski	1	9	9.0	9	0
DOLPHINS	45	458	10.2	87t	1
OPPONENTS	45	286	6.4	22	0

KICKOFF RET.	NO.	YDS.	AVG.	LG	TD
Walker	38	932	24.5	90t	1
Bessillieu	7	114	16.3	30	0
Vigorito	4	84	12.0	25	0
Kozlowski	1	40	40.0	40	0
Giaquinto	1	22	22.0	22	0
Harris	1	20	20.0	20	0
Hill	1	20	20.0	20	0
Rose	1	5	5.0	5	0
DOLPHINS	54	1228	22.7	90t	1
OPPONENTS	61	1218	20.0	41	0

SCORING	Ru	Pa	Ret	PAT	FG	S	TP
von Schamann	0	0	0	37/38	24/31	0	109
Nathan	5	3	0	0	0	0	48
Franklin	7	1	0	0	0	0	48
Woodley	4	0	0	0	0	0	24
Vigorito	1	2	1	0	0	0	24
Cefalo	0	3	0	0	0	0	18
Moore	0	2	0	0	0	0	12
Harris	0	2	0	0	0	0	12
Hill	1	1	0	0	0	0	12
Rose	0	2	0	0	0	0	12
Giaquinto	0	1	0	0	0	0	6
Kozlowski	0	0	1	0	0	0	6

Lee	0	1	0	0	0	0	6
Walker	0	0	1	0	0	0	6
Gordon	0	0	0	0	0	1	2
DOLPHINS	18	18	3	37/39	24/31	1	345
OPPONENTS	10	23	0	33/33	14/21	0	275

FIELD GOALS	1-19	20-29	30-39	40-49	50+
von Schamann	0/0	9/9	11/12	4/10	0/0
DOLPHINS	0/0	9/9	11/12	4/10	0/0
OPPONENTS	0/0	4/6	5/5	5/8	0/2

SACKS	
Baumhower 9.0, Bokamper 7.5, Duhe 7.5, Rhone 6.0, Betters 5.0, Gordon 1.0, Den Herder 1.0, G. Blackwood 1.0.	
DOLPHINS 38.0, OPPONENTS 30.0	

USUAL STARTERS
OFFENSE
WR.....Duriel Harris (10)
LT.....Jon Giesler (16)
LG.....Bob Kuechenberg (9)
TE.....Jeff Toews (7)
C.....Mark Dennard (11)
RG.....Ed Newman (16)
RT.....Eric Laakso (16)
WR.....Ronnie Lee (16)
WR.....Nat Moore (11)
QB.....David Woodley (15)
RB.....Tony Nathan (11)
FB.....*Andra Franklin (12)

DEFENSE
LDE.....Doug Bettors (15)
NT.....Bob Baumhower (16)
RDE.....Vern Den Herder (13)
LOLB.....Bob Brudzinski (16)
LILB.....A.J. Duhe (16)
RILB.....Earnie Rhone (16)
ROLB.....Larry Gordon (16)
LCB.....Don McNeal (12)
RCB.....Gerald Small (16)
SS.....Glenn Blackwood (16)
FS.....Lyle Blackwood (10)

boldface indicates Pro Bowl performer  
\* indicates rookie



# 1982 FINAL STATISTICS (7-2)

DATE	OPPONENT	SCORE	W/L	ATT.
9/12	at N.Y. Jets	45-28	W	53,360
9/19	BALTIMORE	24-20	W	51,999
9/21	at Buffalo	9-7	W	52,945
11/29	at Tampa Bay	17-23	L	54,854
12/5	MINNESOTA	22-14	W	45,721
12/12	at New England	0-3	L	25,716
12/18	N.Y. JETS	20-19	W	67,307
12/27	BUFFALO	27-10	W	73,924
1/2	at Baltimore	34-7	W	19,073

TEAM STATISTICS	MIA.	OPP.
TOTAL FIRST DOWNS	165	147
By Rushing	84	77
By Passing	66	65
By Penalty	15	5
Third Down: Made/Att.	52/124	46/118
Fourth Down: Made/Att.	5/8	8/10
TOTAL NET YARDS	2658	2312
Average Per Game	295.3	256.8
Total Plays	582	548
Average Per Play	4.6	4.2
NET YARDS RUSHING	1344	1285
Average Per Game	149.3	142.8
Total Rushes	333	293
NET YARDS PASSING	1314	1027
Average Per Game	146.0	114.1
Tackled/Yards Lost.	12/87	29/254
Gross Yards	1401	1281
Attempts/Completions	238/129	226/119
Completion Percentage	54.2	52.7
Had Intercepted	13	19
PUNTS/AVERAGE	35/38.7	40/40.1
PENALTIES/YARDS	34/240	57/461
FUMBLES/BALL LOST	15/10	17/8
TOUCHDOWNS	22	15
By Rushing	11	7
By Passing	8	7
By Returns	3	1

Score By Quarters	1	2	3	4	OT	Total
DOLPHINS	54	43	64	37	0	198
OPPONENTS	26	58	10	37	0	131

RUSHING	NO.	YDS.	AVG.	LG	TD
Franklin	177	701	4.0	25	7
Nathan	66	233	3.5	15	1
Woodley	36	207	5.8	29	2
Vigorito	19	99	5.2	33	1
Hill	13	51	3.9	13	0
Diana	8	31	3.9	7	0
Bennett	9	15	1.7	5	0
Harris	1	13	13.0	13	0
Strock	3	-9	-3.0	0	0
DOLPHINS	333	1344	4.0	33	11
OPPONENTS	284	1285	4.5	62	7

RECEIVING	NO.	YDS.	AVG.	LG	TD
Vigorito	24	186	7.8	26	0
Harris	22	331	15.0	45	1
Cefalo	17	356	30.9	46	1
Rose	16	182	11.4	44	2
Nathan	16	114	7.1	16	0
Hardy	12	66	5.5	19	2
Moore	8	82	10.3	23	1
Hill	6	33	5.5	10	0

PASSING	ATT.	COMP.	YDS.	PCT.	TD	INT.	LG	SCK/LST	RATING
Woodley	179	98	1080	54.7	5	8	46	10/72	63.5
Strock	55	30	306	54.5	2	5	43	2/5	44.8
Nathan	2	1	15	50.0	1	0	15	0/0	114.6
Hill	1	0	0	0.0	0	0	0	0/0	39.6
Jensen	1	0	0	0.0	0	0	0	0/0	39.6
DOLPHINS	238	129	1401	54.2	8	13	46	12/77	60.8
OPPONENTS	226	119	1281	52.7	7	19	53	29/243	44.9

Franklin	3	9	3.0	6	0
Diana	2	21	10.5	13	0
Lee	2	6	3.0	5	0
Woodley	1	15	15.0	15t	1
DOLPHINS	129	1401	10.9	46	8
OPPONENTS	119	1281	10.8	53	7

INTERCEPTIONS	NO.	YDS.	AVG.	LG	TD
McNeal	4	42	10.5	23	1
Walker	3	54	18.0	30	0
G. Blackwood	2	42	21.0	35t	1
L. Blackwood	2	41	20.5	21	0
Small	2	41	20.5	21	0
Kozlowski	1	36	36.0	36	0
Gordon	1	15	15.0	15	0
Brudzinski	1	5	5.0	5	0
Rhone	1	4	4.0	4	0
Bokamper	1	1	1.0	1	0
DuHe	1	0	0.0	0	0
DOLPHINS	19	281	14.8	36	2
OPPONENTS	13	96	7.4	51	0

PUNTING	NO.	YDS.	AVG.	LG	BK
Orosz	35	1353	38.7	61	0
DOLPHINS	35	1353	38.7	61	0
OPPONENTS	40	1605	40.1	61	0

PUNT RET.	NO.	YDS.	AVG.	LG	TD
Vigorito	20	192	9.6	59t	0
G. Blackwood	2	2	1.0	2	0
DOLPHINS	22	194	8.8	59t	1
OPPONENTS	14	77	5.5	22	0

KICKOFF RET.	NO.	YDS.	AVG.	LG	TD
Walker	20	433	21.7	32	0
Heflin	2	49	24.5	31	0
Diana	1	15	15.0	15	0
Kozlowski	1	10	10.0	10	0
DOLPHINS	24	507	21.3	32	0
OPPONENTS	33	704	21.3	66	0

SCORING	Ru	Pa	Rt	PAT	FG	S	TP
von Schamann	0	0	0	21/22	15/20	0	66
Franklin	7	0	0	0	0	0	42
Woodley	2	1	0	0	0	0	18
Hardy	0	2	0	0	0	0	12
Rose	0	2	0	0	0	0	12
Vigorito	1	0	1	0	0	0	12
G. Blackwood	0	1	0	0	0	0	6
Cefalo	0	1	0	0	0	0	6
Harris	0	1	0	0	0	0	6
McNeal	0	0	1	0	0	0	6
Moore	0	1	0	0	0	0	6
Nathan	1	0	0	0	0	0	6
DOLPHINS	11	8	3	21/22	15/20	0	198
OPPONENTS	7	7	1	14/15	9/15	0	131

FIELD GOALS	1-19	20-29	30-39	40-49	50+
von Schamann	0/0	8/9	4/5	3/5	0/1
DOLPHINS	0/0	8/9	4/5	3/5	0/1
OPPONENTS	0/1	2/3	3/6	3/4	1/1

SACKS	YDS.
Brudzinski	4.5
Gordon	4.0
Bettors	4.0

Bokamper 3.5, Duhe 3.0, Baumhower 2.0, G. Blackwood 2.0, Bowser 2.0, Rhone 2.0, L. Blackwood 1.0, Hester 1.0.

DOLPHINS 29.0, OPPONENTS 12.0

## USUAL STARTERS

### OFFENSE

WR	Jimmy Cefalo (9)
LT	Jon Giesler (9)
LG	Bob Kuechenberg (9)
C	Dwight Stephenson (9)
RT	Ed Newman (8)
RG	Eric Laako (9)
TE	Ronnie Lee (5)
	Bruce Hardy (5)
WR	Daniel Harris (9)
QB	David Woodley (9)
RB	Tony Nathan (7)
FB	Andra Franklin (9)

### DEFENSE

LDE	Doug Bettors (7)
NT	Bob Baumhower (8)
RDE	Kim Bokamper (6)
LOLB	Bob Brudzinski (9)
LILB	A.J. Duhe (9)
RILB	Earnie Rhone (9)
ROLB	Larry Gordon (9)
LCB	Don McNeal (9)
RCB	Gerald Small (9)
SS	Glenn Blackwood (9)
FS	Lyle Blackwood (9)

**boldface** indicates Pro Bowl performer  
\* indicates rookie

# 1983 FINAL STATISTICS (12-4)

DATE	OPPONENT	SCORE	W/L	ATT.
9/4	at Buffalo	12-0	W	78,715
9/11	NEW ENGLAND	34-24	W	59,343
9/19	at L.A. Raiders	14-27	L	57,796
9/25	KANSAS CITY	14-6	W	50,785
10/2	at New Orleans	7-17	L	66,489
10/9	BUFFALO	35-38(OT)	L	59,948
10/16	at N.Y. Jets	32-14	W	58,615
10/23	at Baltimore	21-7	W	32,343
10/30	L.A. RAMS	30-14	W	72,175
11/6	at San Francisco	20-17	W	57,832
11/13	at New England	6-17	L	60,771
11/20	BALTIMORE	37-0	W	54,482
11/28	CINCINNATI	38-14	W	74,506
12/4	at Houston	24-17	W	39,434
12/10	ATLANTA	31-24	W	56,725
12/16	N.Y. JETS	34-14	W	59,975

TEAM STATISTICS	MIA.	OPP.
TOTAL FIRST DOWNS .....	314	288
By Rushing .....	132	122
By Passing .....	151	147
By Penalty .....	31	19
Third Down: Made/Att. ....	79/211	78/204
Fourth Down: Made/Att. ....	9/14	5/10
TOTAL NET YARDS .....	5195	5139
Average Per Game .....	324.7	321.2
Total Plays .....	1033	992
Average Per Play .....	5.0	5.2
NET YARDS RUSHING .....	2150	2037
Average Per Game .....	134.4	127.3
Total Rushes .....	568	460
NET YARDS PASSING .....	3045	3002
Average Per Game .....	190.3	187.6
Tackled/Yards Lost. ....	23/190	49/363
Gross Yards .....	3235	3365
Attempts/Completions. ....	442/254	480/277
Completion Percentage ..	57.5	57.7
Had Intercepted .....	11	26
PUNTS/AVERAGE .....	75/42.5	90/40.8
PENALTIES/YARDS .....	64/567	95/836
FUMBLES/BALL LOST .....	30/16	39/18
TOUCHDOWNS .....	48	32
By Rushing .....	16	11
By Passing .....	28	19
By Returns .....	4	2

Score By Quarters	1	2	3	4	OT	Total
DOLPHINS .....	56	135	91	107	0	389
OPPONENTS ....	62	68	44	73	3	250

RUSHING	NO.	YDS.	AVG.	LG	TD
Franklin .....	224	746	3.3	18	8
Nathan .....	151	685	4.5	40	3
Overstreet .....	85	392	4.6	44	1
Bennett .....	49	197	4.0	25	2
Woodley .....	19	78	4.1	15	0
Marino .....	28	45	1.6	15	2
Hill .....	2	12	6.0	10	0
Clayton .....	2	9	4.5	9	0
Hardy .....	1	2	2.0	2	0
Harris .....	1	0	0	0	0
Strock .....	6	-16	-2.7	-2	0
DOLPHINS ....	568	2150	3.8	44	16
OPPONENTS ....	460	2037	4.4	55	11

PASSING	ATT.	COMP.	YDS.	PCT.	TD	INT.	LG	SCK/LST	RATING
Marino .....	296	173	2210	58.4	20	6	85t	10/80	96.0
Woodley .....	89	43	528	48.3	3	4	64t	10/80	59.6
Strock .....	52	34	403	65.4	4	1	47	3/30	106.5
Nathan .....	4	3	46	75.0	0	0	22	0/0	112.5
Clayton .....	1	1	48	100.0	1	0	48t	0/0	158.3
DOLPHINS .....	442	254	3235	57.5	28	11	85t	23/190	91.2
OPPONENTS .....	480	277	3365	57.7	19	26	80t	49/363	70.0

RECEIVING	NO.	YDS.	AVG.	LG	TD
Nathan .....	52	461	8.9	25	1
Duper .....	51	1003	19.7	85t	10
Moore .....	39	558	14.3	66t	6
Rose .....	29	345	11.9	37	3
Johnson .....	24	189	7.9	33	4
Hardy .....	22	202	9.2	25	0
Harris .....	15	260	17.3	64t	1
Overstreet .....	8	55	6.9	20	2
Clayton .....	6	114	19.0	39	1
Bennett .....	6	35	5.8	9	0
Vigorito .....	1	7	7.0	7	0
Woodley .....	1	6	6.0	6	0
DOLPHINS ....	254	3235	12.7	85t	28
OPPONENTS ....	277	3365	12.1	80t	19

INTERCEPTIONS	NO.	YDS.	AVG.	LG	TD
Judson .....	6	60	10.0	29	0
Small .....	5	60	12.0	28	0
L. Blackwood .....	4	77	19.3	45	0
G. Blackwood .....	3	0	0.0	0	0
Kozlowski .....	2	73	36.5	38t	2
Bokamper .....	2	43	21.5	24t	1
Rhone .....	1	15	15.0	15	0
Lankford .....	1	10	10.0	10	0
Walker .....	1	7	7.0	7	0
Brown .....	1	0	0.0	0	0
DOLPHINS ....	26	345	13.3	45	3
OPPONENTS ....	11	203	18.6	45	1

PUNTING	NO.	YDS.	AVG.	LG	BK
Roby .....	74	3189	43.1	64	1
DOLPHINS ....	75	3189	42.5	64	1
OPPONENTS ....	90	3674	40.8	63	1

PUNT RET.	NO.	YDS.	AVG.	LG	TD
Clayton .....	41	392	9.6	60t	1
Walker .....	8	86	10.8	23	0
Kozlowski .....	2	12	6.0	11	0
Vigorito .....	1	62	62.0	62	0
Heflin .....	1	19	19.0	19	0
G. Blackwood .....	1	10	10.0	10	0
Sowell .....	1	0	0.0	0	0
DOLPHINS ....	55	581	10.6	62	1
OPPONENTS ....	32	229	7.2	24	0

KICKOFF RET.	NO.	YDS.	AVG.	LG	TD
Walker .....	36	962	26.7	78	0
Kozlowski .....	4	50	12.5	23	0
Nathan .....	3	15	5.0	12	0
Heflin .....	1	27	27.0	27	0
Clayton .....	1	25	25.0	25	0
Bennett .....	1	0	0.0	0	0
DOLPHINS ....	47	1085	23.1	78	0
OPPONENTS ....	54	1024	19.0	40	0

SCORING	Ru	Pa	RT	PAT	FG	S	TP
von Schamann .....	0	0	0	45/48	18/27	0	99
Duper .....	0	10	0	0	0	0	60
Franklin .....	8	0	0	0	0	0	48
Moore .....	0	6	0	0	0	0	36
Johnson .....	0	4	0	0	0	0	24
Nathan .....	3	1	0	0	0	0	24
Rose .....	0	3	0	0	0	0	18
Overstreet .....	1	2	0	0	0	0	18

Bennett .....	2	0	0	0	0	0	12
Clayton .....	0	1	1	0	0	0	12
Marino .....	2	0	0	0	0	0	12
Kozlowski .....	0	0	2	0	0	0	12
Bokamper .....	0	0	1	0	0	0	6
Harris .....	0	1	0	0	0	0	6
Charles .....	0	0	0	0	0	1	2

DOLPHINS ....	16	28	4	45/48	18/27	0	389
OPPONENTS ....	11	19	2	31/32	9/15	0	250

FIELD GOALS	1-19	20-29	30-39	40-49	50+
von Schamann ..	2/2	6/6	5/8	3/6	2/5

DOLPHINS ....	2/2	6/6	5/8	3/6	2/5
OPPONENTS ....	0/0	4/5	3/5	2/5	0/0

SACKS	1-9	10-19	20-29	30-39	40-49	50+
Bettors 16.0, Baumhauer 8.0, Bowser 6.5, Duhe 5.5, Charles 3.0, Rhone 3.0, Bokamper 2.0, Brown 2.0, Brudzinski 1.0, Hester 1.0, Kozlowski 1.0.						

DOLPHINS 49.0, OPPONENTS 23.0

## USUAL STARTERS

OFFENSE	
WR .....	<b>Mark Duper (16)</b>
LT .....	Jon Giesler (16)
LG .....	<b>Bob Kuechenberg (15)</b>
C .....	<b>Dwight Stephenson (16)</b>
RG .....	<b>Ed Newman (16)</b>
RT .....	Eric Laakso (14)
TE .....	Dan Johnson (16)
	Bruce Hardy (8)
WR .....	Nat Moore (15)
QB .....	<b>*Dan Marino (9)</b>
	David Woodley (5)
RB .....	Tony Nathan (12)
FB .....	Andra Franklin (12)

DEFENSE	
LDE .....	Doug Bettors (16)
NT .....	Bob Baumhower (16)
RDE .....	Kim Bokamper (14)
LOLB .....	Bob Brudzinski (15)
LILB .....	A.J. Duhe (15)
RILB .....	Earnie Rhone (12)
ROLB .....	Charles Bowser (16)
LCB .....	William Judson (16)
RCB .....	Gerald Small (15)
SS .....	Glenn Blackwood (16)
FS .....	Lyle Blackwood (16)

**boldface** indicates Pro Bowl performer  
\* indicates rookie

# 1984 FINAL STATISTICS (14-2)

DATE	OPPONENT	SCORE	W/L	ATT.
9/2	at Washington	35-17	W	52,683
9/9	NEW ENGLAND	28-7	W	66,083
9/17	at Buffalo	21-17	W	65,455
9/23	INDIANAPOLIS	44-7	W	55,415
9/30	at St. Louis	36-28	W	46,991
10/7	at Pittsburgh	31-7	W	59,103
10/14	HOUSTON	28-10	W	54,080
10/21	at New England	44-24	W	60,711
10/28	BUFFALO	38-7	W	58,824
11/4	at N.Y. Jets	31-17	W	72,655
11/11	PHILADELPHIA	24-23	W	70,227
11/18	at San Diego	28-34(OT)	L	53,041
11/26	N.Y. Jets	28-17	W	74,884
12/2	L.A. RAIDERS	34-45	L	71,222
12/9	at Indianapolis	35-17	W	60,411
12/17	DALLAS	28-21	W	74,139

TEAM STATISTICS	MIA.	OPP.
TOTAL FIRST DOWNS.....	387	314
By Rushing.....	115	130
By Passing.....	243	172
By Penalty.....	29	12
Third Down: Made/Att.....	103/200	87/218
Fourth Down: Made/Att.....	6/11	17/21
TOTAL NET YARDS.....	6936	5420
Average Per Game.....	433.5	338.8
Total Plays.....	1070	1051
Average Per Play.....	6.5	5.2
NET YARDS RUSHING.....	1918	2155
Average Per Game.....	119.9	134.7
Total Rushes.....	483	458
NET YARDS PASSING.....	5018	3265
Average Per Game.....	313.6	204.1
Tackled/Yards Lost.....	14/128	42/339
Gross Yards.....	5146	3604
Attempts/Completions.....	572/367	551/310
Completion Percentage .....	64.2	56.3
Had Intercepted.....	18	24
PUNTS/AVERAGE.....	51/44.7	83/41.9
PENALTIES/YARDS.....	67/527	93/772
FUMBLES/BALL LOST.....	26/10	23/12
TOUCHDOWNS.....	70	39
By Rushing.....	18	16
By Passing.....	49	22
By Returns.....	3	1

Score By Quarters	1	2	3	4	OT	Total
DOLPHINS.....	58	170	150	135	0	513
OPPONENTS.....	52	81	62	97	6	298

RUSHING	NO.	YDS.	AVG.	LG	TD
Bennett.....	144	606	4.2	19	7
Nathan.....	118	558	4.7	22	1
Carter.....	100	495	5.0	35	1
P. Johnson.....	68	159	2.3	9	9
Franklin.....	20	74	3.7	18	0
Clayton.....	3	35	11.7	30	0
Moore.....	1	3	3.0	3	0
Strock.....	2	-5	-2.5	0	0
Marino.....	27	-7	-0.3	10	0
DOLPHINS.....	484	1918	4.0	35	18
OPPONENTS.....	458	2155	4.7	52t	16

RECEIVING	NO.	YDS.	AVG.	LG	TD
Clayton.....	73	1389	19.0	65t	18
Duper.....	71	1306	18.4	80t	8

PASSING	ATT.	COMP.	YDS.	PCT.	TD	INT.	LG	SCK/LST	RATING
Marino.....	564	362	5084	64.2	48	17	80t	13/120	108.9
Strock.....	6	4	27	66.7	0	0	12	0/0	76.4
Jensen.....	1	1	35	100.0	1	0	35t	1/8	158.3
Clayton.....	1	0	0	0.0	0	0	0	0/0	39.6
DOLPHINS.....	572	367	5146	64.2	49	18	80t	14/128	108.5
OPPONENTS.....	551	310	3604	56.3	22	24	76t	42/339	71.3

Nathan.....	61	579	9.5	24	2
Moore.....	43	573	13.3	37t	6
D. Johnson.....	34	426	12.5	42	3
Hardy.....	28	257	9.2	19t	5
Cefalo.....	18	185	10.3	25t	2
Jensen.....	13	139	10.7	20	2
Rose.....	12	195	16.3	34t	2
Carter.....	8	53	6.6	15	0
Bennett.....	6	44	7.3	20	1

DOLPHINS.....	367	5146	14.0	80t	49
OPPONENTS.....	310	3604	11.6	76t	22

INTERCEPTIONS	NO.	YDS.	AVG.	LG	TD
G. Blackwood.....	6	169	28.2	50	0
Judson.....	4	121	30.3	40	1
McNeal.....	3	41	13.7	30	1
L. Blackwood.....	3	29	9.7	15	0
Lankford.....	3	25	8.3	22	0
B. Brown.....	1	53	53.0	53	0
Kozlowski.....	1	26	26.0	26	0
Duhe.....	1	7	7.0	7	0
Sowell.....	1	7	7.0	7	0
Brudzinski.....	1	0	0.0	0	0

DOLPHINS.....	24	478	19.9	86t	2
OPPONENTS.....	18	377	20.9	97t	1

PUNTING	NO.	YDS.	AVG.	LG	BK
Roby.....	51	2281	44.7	69	0
DOLPHINS.....	51	2281	44.7	69	0
OPPONENTS.....	83	3476	41.9	89	0

PUNT RET.	NO.	YDS.	AVG.	LG	TD
Walker.....	21	169	8.0	33	0
Clayton.....	8	79	9.9	14	0
Heflin.....	6	76	12.7	37	0
Kozlowski.....	5	41	8.2	20	0

DOLPHINS.....	40	365	9.1	37	0
OPPONENTS.....	17	138	8.1	32	0

KICKOFF RET.	NO.	YDS.	AVG.	LG	TD
Walker.....	29	617	21.3	41	0
Heflin.....	9	130	14.4	26	0
Kozlowski.....	2	23	11.5	12	0
Clayton.....	2	15	7.5	14	0
Hill.....	1	14	14.0	14	0
Duhe.....	1	0	0.0	0	0

DOLPHINS.....	44	799	18.2	41	0
OPPONENTS.....	66	1360	20.6	42	0

SCORING	Ru	Pa	Rt	PAT	FG	S	TP
Clayton.....	0	18	0	0	0	0	108
v. Schamann.....	0	0	0	66/70	9/19	0	93
P. Johnson.....	9	0	0	0	0	0	54
Bennett.....	7	1	0	0	0	0	48
Duper.....	0	8	0	0	0	0	48
Moore.....	0	6	0	0	0	0	36
Hardy.....	0	5	0	0	0	0	30
D. Johnson.....	0	3	0	0	0	0	18
Nathan.....	1	2	0	0	0	0	18
Cefalo.....	0	2	0	0	0	0	12
Jensen.....	0	2	0	0	0	0	12
Rose.....	0	2	0	0	0	0	12
Baumhower.....	0	0	1	0	0	0	6
Carter.....	1	0	0	0	0	0	6
Judson.....	0	0	1	0	0	0	6
McNeal.....	0	0	1	0	0	0	6

DOLPHINS.....	18	49	3	66/70	9/19	0	513
OPPONENTS.....	16	22	1	37/38	9/17	0	298

FIELD GOALS	1-19	20-29	30-39	40-49	50+
von Schamann.....	0/0	7/7	2/5	0/4	0/3

DOLPHINS.....	0/0	7/7	2/5	0/4	0/3
OPPONENTS.....	0/0	0/1	4/4	4/9	1/3

SACKS	
Bettlers 14.0, Bowser 9.0, Bokamper 4.0, Charles 3.0, Barnett 2.0, Baumhower 2.0, Brudzinski 2.0, Bensen 1.0, Brophy 1.0, M. Brown 1.0, Duhe 1.0, Lankford 1.0, Rhone 1.0.	
DOLPHINS 42.0, OPPONENTS 14.0	

USUAL STARTERS	
WR.....	Mark Duper (16)
LT.....	Jon Giesler (16)
LG.....	Roy Foster (16)
C.....	Dwight Stephenson (16)
RG.....	Ed Newman (16)
RT.....	Cleveland Green (12)
TE.....	Dan Johnson (16)
WR.....	Mark Clayton (15)
QB.....	Dan Marino (16)
RB.....	Tony Nathan (12)
FB.....	Woody Bennett (9)

DEFENSE	
LDE.....	Doug Bettlers (16)
NT.....	Bob Baumhower (15)
RDE.....	Kim Bokamper (10)
LOLB.....	Bob Brudzinski (16)
LILB.....	A.J. Duhe (8)
	*Jay Brophy (5)
RILB.....	Mark Brown (9)
	Earnie Rhone (7)
ROLB.....	Charles Bowser (15)
LCB.....	Don McNeal (10)
RCB.....	William Judson (16)
SS.....	Glenn Blackwood (16)
FS.....	Lyle Blackwood (16)

**boldface** indicates Pro Bowl performer  
\* indicates rookie



# 1985 FINAL STATISTICS (12-4)

DATE	OPPONENT	SCORE	W/L	ATT.
9/8	at Houston	23-26	L	47,656
9/15	INDIANAPOLIS	30-13	W	53,693
9/22	KANSAS CITY	31-0	W	69,791
9/29	at Denver	30-26	W	73,614
10/6	PITTSBURGH	24-20	W	72,820
10/14	at N.Y. Jets	7-23	L	73,807
10/20	TAMPA BAY	41-38	W	62,335
10/27	at Detroit	21-31	L	75,291
11/3	at New England	13-17	L	58,811
11/10	N.Y. JETS	21-17	W	73,965
11/17	at Indianapolis	34-20	W	59,666
11/24	at Buffalo	23-14	W	50,474
12/2	CHICAGO	38-24	W	75,594
12/8	at Green Bay	34-24	W	52,671
12/16	NEW ENGLAND	30-27	W	69,489
12/22	BUFFALO	28-0	W	64,811

TEAM STATISTICS	MIA.	OPP.
TOTAL FIRST DOWNS .....	361	314
By Rushing .....	116	135
By Passing .....	218	160
By Penalty .....	27	19
Third Down: Made/Att. ....	88/193	88/216
Fourth Down: Made/Att. ....	8/11	8/13
TOTAL NET YARDS .....	5843	5767
Average Per Game .....	365.2	360.4
Total Plays .....	1039	1033
Average Per Play .....	5.6	5.6
NET YARDS RUSHING .....	1729	2256
Average Per Game .....	108.1	141.0
Total Rushes .....	444	509
NET YARDS PASSING .....	4114	3511
Average Per Game .....	257.1	219.4
Tackled/Yards Lost. ....	19/164	38/278
Gross Yards .....	4278	3789
Attempts/Completions. ....	576/343	487/257
Completion Percentage ..	58.5	52.8
Had Intercepted .....	21	23
PUNTS/AVERAGE .....	59/43.7	73/40.7
PENALTIES/YARDS .....	77/637	112/854
FUMBLES/BALL LOST .....	31/20	36/18
TOUCHDOWNS .....	52	38
By Rushing .....	19	15
By Passing .....	31	21
By Returns .....	2	2

Score By Quarters	1	2	3	4	OT	Total
DOLPHINS .....	88	136	95	109	0	428
OPPONENTS ....	44	96	78	102	0	320

RUSHING	NO.	YDS.	AVG.	LG	TD
Nathan .....	143	667	4.7	22	5
Davenport .....	98	370	3.8	33	11
Hampton .....	105	369	3.5	15	3
Bennett .....	54	256	4.7	17	0
Carter .....	14	76	5.4	19	0
N. Moore .....	1	11	11.0	11	0
Clayton .....	1	10	10.0	10	0
Strock .....	2	-6	-3.0	-3	0
Marino .....	26	-24	-0.9	-2	0
DOLPHINS ....	444	1729	3.9	33	19
OPPONENTS .....	509	2256	4.4	32	15

RECEIVING	NO.	YDS.	AVG.	LG	TD
Nathan .....	72	651	9.0	73	1
Clayton .....	70	996	14.2	45	4
N. Moore .....	51	701	13.7	69	7

PASSING	ATT.	COMP.	YDS.	PCT.	TD	INT.	LG	SCK/LST	RATING
Marino .....	567	336	4137	59.3	30	21	73	18/157	84.1
Strock .....	9	7	141	77.8	1	0	67	0/0	154.7
Clayton .....	0	0	0	0.0	0	0	0	1/7	-
DOLPHINS .....	576	343	4278	59.5	31	21	73	19/164	85.6
OPPONENTS .....	487	257	3789	52.8	21	23	80	38/278	73.3

Hardy .....	39	409	10.5	31	4
Duper .....	35	650	18.6	67	3
Rose .....	19	306	16.1	42	4
Johnson .....	13	192	14.8	61	3
Davenport .....	13	74	5.7	17	2
Bennett .....	10	101	10.1	27	1
Hampton .....	8	56	7.0	15	0
Hefflin .....	6	98	16.3	46	1
Harris .....	3	24	8.0	11	0
Carter .....	2	4	2.0	4	0
Vigorito .....	1	9	9.0	9	0
Jensen .....	1	4	4.0	4	1
DOLPHINS ....	343	4278	12.5	73	31
OPPONENTS .....	257	3789	14.7	80	21

INTERCEPTIONS	NO.	YDS.	AVG.	LG	TD
G. Blackwood .....	6	36	6.0	17	0
Judson .....	4	88	22.0	61	1
Lankford .....	4	10	2.5	6	0
B. Brown .....	2	40	20.0	26	0
Brophy .....	1	41	41.0	41	0
H. Green .....	1	28	28.0	28	0
Shipp .....	1	7	7.0	7	0
Brudzinski .....	1	6	6.0	6	0
M. Brown .....	1	5	5.0	5	0
Moyer .....	1	4	4.0	4	0
L. Blackwood .....	1	0	0.0	0	0
DOLPHINS ....	23	265	11.5	61	1
OPPONENTS .....	21	100	4.8	40	0

PUNTING	NO.	YDS.	AVG.	LG	BK
Roby .....	59	2576	43.7	63	0
DOLPHINS ....	59	2576	43.7	63	0
OPPONENTS .....	73	2972	40.7	67	1

PUNT RET.	NO.	YDS.	AVG.	LG	TD
Vigorito .....	22	197	9.0	21	0
Kozlowski .....	7	65	9.3	17	0
Lockett .....	5	23	4.6	8	0
G. Blackwood .....	3	20	6.7	18	0
Clayton .....	2	14	7.0	11	0
DOLPHINS ....	39	319	8.2	21	0
OPPONENTS .....	27	371	13.7	70	1

KICKOFF RET.	NO.	YDS.	AVG.	LG	TD
Hampton .....	45	1020	22.7	46	0
Carter .....	4	82	20.5	25	0
L. Blackwood .....	2	32	16.0	17	0
Hardy .....	1	11	11.0	11	0
Kozlowski .....	0	32	-	-	-
DOLPHINS ....	52	1177	22.6	46	0
OPPONENTS .....	63	1359	21.6	50	0

SCORING	Ru	Pa	Rt	PAT	FG	S	TP
Reveiz .....	0	0	0	50/52	22/27	0	116
Davenport .....	11	2	0	0	0	0	78
N. Moore .....	0	7	0	0	0	0	42
Nathan .....	5	1	0	0	0	0	36
Clayton .....	0	4	0	0	0	0	24
Rose .....	0	4	0	0	0	0	24
Hardy .....	0	4	0	0	0	0	24
Duper .....	0	3	0	0	0	0	18
Hampton .....	3	0	0	0	0	0	18
Johnson .....	0	3	0	0	0	0	18
Bennett .....	0	1	0	0	0	0	6
Brudzinski .....	0	0	1	0	0	0	6

Hefflin .....	0	1	0	0	0	0	6
Jensen .....	0	1	0	0	0	0	6
Judson .....	0	0	1	0	0	0	6

DOLPHINS ....	19	31	2	50/52	22/27	0	428
OPPONENTS ..	15	21	2	35/38	19/28	0	320

FIELD GOALS	1-19	20-29	30-39	40-49	50+
Reveiz .....	0/0	8/9	5/5	9/10	0/3
DOLPHINS .....	0/0	8/9	5/5	9/10	0/3
OPPONENTS ..	2/2	5/5	7/9	4/10	1/2

SACKS	Charles 7.0,	Bettors 6.5,	M. Moore 5.5,	H. Green 5.0,	Brudzinski 3.0,	Bokamper 2.5,	Bowser 2.5,	Baumhower 2.0,	G. Blackwood 1.0,	Brophy 1.0,	Brown 1.0,	Little 1.0.
DOLPHINS 38.0,	OPPONENTS 19.0											

USUAL STARTERS	OFFENSE
WR .....	Mark Duper (8)
	Nat Moore (7)
LT .....	Jon Giesler (13)
LG .....	Roy Foster (16)
C .....	Dwight Stephenson (16)
RG .....	Ronnie Lee (6)
	Steve Clark (5)
	Jeff Toews (5)
RT .....	Cleveland Green (10)
TE .....	Bruce Hardy (16)
WR .....	Mark Clayton (16)
QB .....	Dan Marino (16)
RB .....	Tony Nathan (15)
FB .....	Woody Bennett (13)

DEFENSE	
LDE .....	Doug Betters (14)
NT .....	Mike Charles (15)
RDE .....	Kim Bokamper (12)
LOLB .....	Bob Brudzinski (13)
LILB .....	Jackie Shipp (10)
RILB .....	Mark Brown (15)
ROLB .....	Hugh Green (11)
LCB .....	Paul Lankford (15)
RCB .....	William Judson (16)
SS .....	Glenn Blackwood (14)
FS .....	Bud Brown (16)

**boldface** indicates Pro Bowl performer  
\* indicates rookie

# 1986 FINAL STATISTICS (8-8)

DATE	OPPONENT	SCORE	W/L	ATT.
9/7	at San Diego	28-50	L	57,726
9/14	INDIANAPOLIS	30-10	W	51,848
9/21	at N.Y. Jets	45-51(OT)	L	71,025
9/28	SAN FRANCISCO	16-31	L	70,264
10/5	at New England	7-34	L	60,689
10/12	BUFFALO	27-14	W	49,467
10/19	L.A. RAIDERS	28-30	L	53,421
10/26	at Indianapolis	17-13	W	58,350
11/2	HOUSTON	28-7	W	43,804
11/10	at Cleveland	16-26	L	77,949
11/16	at Buffalo	34-24	W	76,474
11/24	N.Y. JETS	45-3	W	70,206
11/30	ATLANTA	14-20	L	53,762
12/7	at New Orleans	31-27	W	64,761
12/14	at L.A. Rams	37-31(OT)	W	62,629
12/22	NEW ENGLAND	27-34	L	74,516

TEAM STATISTICS	MIA.	OPP.
TOTAL FIRST DOWNS .....	351	337
By Rushing .....	84	144
By Passing .....	250	177
By Penalty .....	17	16
Third Down: Made/Att. ....	98/191	86/209
Fourth Down: Made/Att. ....	2/10	10/18
TOTAL NET YARDS .....	6324	6050
Average Per Game .....	395.3	378.1
Total Plays .....	1011	1058
Average Per Play .....	6.3	5.7
NET YARDS RUSHING.....	1545	2493
Average Per Game .....	96.6	155.8
Total Rushes .....	349	540
NET YARDS PASSING .....	4779	3557
Average Per Game .....	298.7	222.3
Tackled/Yards Lost.....	17/119	33/268
Gross Yards .....	4898	3825
Attempts/Completions .....	645/392	485/290
Completion Percentage ..	60.8	59.8
Had Intercepted .....	23	13
PUNTS/AVERAGE .....	56/44.2	64/41.4
PENALTIES/YARDS .....	72/609	82/596
FUMBLES/BALL LOST .....	37/14	32/14
TOUCHDOWNS .....	56	47
By Rushing .....	9	23
By Passing .....	46	22
By Returns .....	1	2

Score By Quarters	1	2	3	4	OT	Total
DOLPHINS .....	45	177	102	100	6	430
OPPONENTS .....	101	127	58	113	6	405

RUSHING	NO.	YDS.	AVG.	LG	TD
Hampton .....	186	830	4.5	54	9
Davenport .....	75	314	4.2	35	0
Nathan .....	27	203	7.5	20	0
Bennett .....	36	162	4.5	16	0
Clayton .....	2	33	16.5	22	0
Carter .....	4	18	4.5	9	0
Ellis .....	3	6	2.0	2	0
Strock .....	1	0	0.0	0	0
Marino .....	12	-3	-0.3	13	0
Roby .....	2	-8	-4.0	0	0
Duper .....	1	-10	-10.0	-10	0
DOLPHINS ....	349	1545	4.4	54	9
OPPONENTS .....	540	2493	4.6	47	23

RECEIVING	NO.	YDS.	AVG.	LG	TD
Duper .....	67	1313	19.6	85	11

PASSING	ATT.	COMP.	YDS.	PCT.	TD	INT.	LG	SCK/LST	RATING
Marino .....	623	378	4746	60.7	44	23	85†	17/119	92.5
Strock .....	20	14	152	70.0	2	0	21	0/0	125.4
Jensen .....	2	0	0	0.0	0	0	0	0/0	39.6
DOLPHINS .....	645	392	4898	60.8	46	23	85†	17/119	93.3
OPPONENTS .....	485	290	3825	59.8	22	13	65†	33/268	88.7

Hampton .....	61	446	7.3	19	3
Clayton .....	60	1150	19.2	68	10
Hardy .....	54	430	8.0	18	5
Nathan .....	48	457	9.5	23	2
N. Moore .....	38	431	11.3	38	7
Davenport .....	20	177	8.9	27	1
Johnson .....	19	170	8.9	20	4
Pruitt .....	15	235	15.7	27	2
Jensen .....	5	50	10.0	20	1
Bennett .....	4	33	8.3	13	0
Carter .....	1	6	6.0	6	0

DOLPHINS ....	392	4898	12.5	85†	46
OPPONENTS .....	290	3825	13.2	65†	22

INTERCEPTIONS	NO.	YDS.	AVG.	LG	TD
Rose .....	2	63	31.5	36	0
McNeal .....	2	46	23.0	29	0
G. Blackwood .....	2	10	5.0	7	0
Judson .....	2	0	0.0	0	0
L. Blackwood .....	1	14	14.0	14	0
Offerdahl .....	1	14	14.0	14	0
B. Brown .....	1	3	3.0	3	0
Charles .....	1	2	2.0	2	0
Kozlowski .....	1	0	0.0	0	0

DOLPHINS ....	13	152	11.7	36	0
OPPONENTS .....	23	221	9.6	70†	1

PUNTING	NO.	YDS.	AVG.	LG	BK
Roby .....	56	2476	44.2	73	0
DOLPHINS ....	56	2476	44.2	73	0
OPPONENTS .....	64	2648	41.4	64	0

PUNT RET.	NO.	YDS.	AVG.	LG	TD
Ellis .....	24	149	6.2	17	0
Pruitt .....	11	150	13.6	71	1
G. Blackwood .....	1	0	0.0	0	0
L. Blackwood .....	1	0	0.0	0	0
Clayton .....	1	0	0.0	0	0
Thompson .....	1	0	0.0	0	0
N. Moore .....	1	-2	-2.0	-2	0

DOLPHINS ....	40	297	7.4	71	1
OPPONENTS .....	23	200	8.7	34	0

KICKOFF RET.	NO.	YDS.	AVG.	LG	TD
Ellis .....	25	541	21.6	41	0
Davenport .....	16	285	17.8	37	0
Hampton .....	9	182	20.2	25	0
Carter .....	9	133	14.8	22	0
Hardy .....	3	39	13.0	16	0
L. Lee .....	1	5	5.0	5	0
Johnson .....	1	0	0.0	0	0
Toth .....	1	0	0.0	0	0

DOLPHINS ....	65	1185	18.2	41	0
OPPONENTS .....	53	997	18.8	40	0

SCORING	Ru	Pa	Rt	PAT	FG	S	TP
Revez .....	0	0	0	52/55	14/22	0	94
Hampton .....	9	3	0	0	0	0	72
Duper .....	0	11	0	0	0	0	66
Clayton .....	0	10	0	0	0	0	60
N. Moore .....	0	7	0	0	0	0	42
Hardy .....	0	5	0	0	0	0	30
Johnson .....	0	4	0	0	0	0	24
Pruitt .....	0	2	1	0	0	0	18
Nathan .....	0	2	0	0	0	0	12
Davenport .....	0	1	0	0	0	0	6
Jensen .....	0	1	0	0	0	0	6

DOLPHINS ....	9	46	1	52/55	14/22	0	430
OPPONENTS .....	23	22	4	45/46	26/31	0	405

FIELD GOALS	1-19	20-29	30-39	40-49	50+
Revez .....	1/1	5/5	4/6	3/8	1/2

DOLPHINS ....	1/1	5/5	4/6	3/8	1/2
OPPONENTS .....	2/2	6/7	12/14	6/6	0/2

SACKS
M. Brown 5.0, Betters 4.0, H. Green 4.0, Little 4.0, J. Foster 3.0, Brudzinski 2.0, Offerdahl 2.0, Robinson 2.0, Turner 2.0, Shipp 1.0, Baumhower 1.0, M. Moore 1.0, Smith 1.0, Sochia 1.0.

DOLPHINS 33.0, OPPONENTS 17.0
-------------------------------

USUAL STARTERS	
OFFENSE	
WR .....	Mark Duper (16)
LT .....	Jon Giesler (7)
	Cleveland Green (5)
	Jeff Dellenbach (4)
LG .....	Roy Foster (16)
C .....	Dwight Stephenson (16)
RG .....	Ronnie Lee (9)
	Larry Lee (5)
RT .....	Greg Koch (16)
TE .....	Bruce Hardy (16)
WR .....	Mark Clayton (14)
QB .....	Dan Marino (16)
RB .....	Lorenzo Hampton (16)
FB .....	Woody Bennett (14)

DEFENSE	
LDE .....	T.J. Turner (15)
NT .....	Bob Baumhower (12)
RDE .....	George Little (16)
LOLB .....	Bob Brudzinski (16)
LILB .....	Jackie Shipp (14)
RILB .....	John Offerdahl (15)
ROLB .....	Mark Brown (11)
LCB .....	William Judson (16)
RCB .....	Paul Lankford (11)
SS .....	Glenn Blackwood (10)
FS .....	Bud Brown (14)

**boldface** indicates Pro Bowl performer  
\* indicates rookie

# 1987 FINAL STATISTICS (8-7)

DATE	OPPONENT	SCORE	W/L	ATT.
9/13	at New England	21-28	L	54,642
9/20	at Indianapolis	23-10	W	57,524
10/4	at Seattle	20-24	L	19,448
10/11	KANSAS CITY	42-0	W	25,867
10/18	at N.Y. Jets	31-37(OT)	L	18,249
10/25	BUFFALO	31-34(OT)	L	61,295
11/1	PITTSBURGH	35-24	W	52,578
11/8	at Cincinnati	20-14	W	53,840
11/15	INDIANAPOLIS	21-40	L	65,433
11/22	at Dallas	20-14	W	56,519
11/29	at Buffalo	0-27	L	68,055
12/7	N.Y. JETS	37-28	W	62,592
12/13	at Philadelphia	28-10	W	63,841
12/20	WASHINGTON	23-21	W	65,715
12/28	NEW ENGLAND	10-24	L	61,192

TEAM STATISTICS	MIA.	OPP.
TOTAL FIRST DOWNS	331	314
By Rushing	109	115
By Passing	197	176
By Penalty	25	23
Third Down: Made/Att.	96/202	94/208
Fourth Down: Made/Att.	9/18	5/13
TOTAL NET YARDS	5538	5445
Average Per Game	369.2	363.0
Total Plays	1005	1013
Average Per Play	5.5	5.4
NET YARDS RUSHING	1662	2198
Average Per Game	110.8	146.5
Total Rushes	408	498
NET YARDS PASSING	3876	3247
Average Per Game	258.4	216.5
Tackled Yards Lost.	13/101	21/183
Gross Yards	3977	3430
Attempts/Completions	584/338	494/295
Completion Percentage	57.9	59.7
Had Interception	20	16
PUNTS/AVERAGE	63/38.5	71/38.8
PENALTIES/YARDS	76/634	103/850
FUMBLES/BALL LOST	37/17	32/16
TOUCHDOWNS	47	42
By Rushing	16	18
By Passing	29	21
By Returns	2	3

Score By Quarters	1	2	3	4	OT	Total
DOLPHINS	90	100	89	83	0	362
OPPONENTS	63	105	61	97	9	335

RUSHING	NO.	YDS.	AVG.	LG	TD
Stradford	145	619	4.3	51	6
Hampton	75	289	3.9	34	1
R. Scott	47	199	4.2	24	3
Davenport	32	114	3.6	27	1
W. Bennett	25	102	4.1	18	0
Mackey	17	98	5.8	17	2
Bailey	10	55	5.5	13	0
Konecny	6	46	7.7	19	0
Tagliaferri	13	45	3.5	7	1
Isom	9	41	4.6	8	1
Nathan	4	20	5.0	8	0
Jensen	4	18	4.5	9	0
R. Roth	3	10	3.3	9	0
Clayton	2	8	4.0	4	0
T. Brown	3	3	1.0	3	0
Roby	1	0	0.0	0	0
Marino	12	-5	-0.4	51	1
DOLPHINS	408	1662	4.1	51	16
OPPONENTS	498	2198	4.4	31	18

RECEIVING	NO.	YDS.	AVG.	LG	TD
Stradford	48	457	9.5	34	1
Clayton	46	776	16.9	43	7
Duper	33	597	18.1	59	8

PASSING	ATT.	COMP.	YDS.	PCT.	TD	INT.	LG	SKC/LST	RATING
Marino	444	263	3245	59.2	26	13	59t	9/77	89.2
Mackey	109	57	604	52.3	3	5	30	4/24	58.8
Strock	23	13	114	56.5	0	1	26	0/0	51.7
Stankavage	7	4	8	57.1	0	1	8	0/0	22.6
Stradford	1	1	6	100.0	0	0	6	0/0	91.7
DOLPHINS	584	338	3977	57.9	29	20	59t	13/101	81.0
OPPONENTS	494	295	3430	59.7	21	16	55	21/183	81.5

Hardy	28	292	10.4	31	2
Davenport	27	249	9.2	29	1
Pruitt	26	404	15.5	37	3
Jensen	26	221	8.5	20	0
Hampton	23	223	9.7	24	0
Tagliaferri	12	117	9.8	27	0
Nathan	10	77	7.7	14	0
Douglas	9	92	10.2	17	1
Sampton	8	64	8.0	19	0
Chavis	7	108	15.4	27	0
Lewis	6	53	8.8	22	1
Konecny	6	26	4.3	10	0
Reilly	5	70	14.0	20	0
Da. Johnson	4	35	8.8	22	2
W. Bennett	4	18	4.5	6	0
Caterbone	2	46	23.0	30	0
W. Smith	2	13	6.5	8	1
R. Scott	2	7	3.5	5	0
Isom	1	11	11.0	11	0
Banks	1	10	10.0	10t	1
T. Brown	1	6	6.0	6	0
Famer	1	5	5.0	5	0

DOLPHINS	338	3977	11.8	59t	29
OPPONENTS	295	3430	11.6	55	21

INTERCEPTIONS	NO.	YDS.	AVG.	LG	TD
Lankford	3	44	14.7	44	0
Blackwood	3	17	5.7	17	0
Randle	2	16	8.0	11	0
Hooper	2	11	5.5	11	0
Judson	2	11	5.5	10	0
Hobley	2	7	3.5	7	0
Sowell	1	29	29.0	29	0
B. Brown	1	0	0.0	0	0
DOLPHINS	16	135	8.4	44	0
OPPONENTS	20	298	14.9	68	2

PUNTING	NO.	YDS.	AVG.	LG	BK
Roby	32	1371	42.8	77	0
Hayes	7	274	39.1	51	1
Gore	14	502	35.9	60	0
Strock	9	277	30.8	44	0
DOLPHINS	63	2424	38.5	77	1
OPPONENTS	71	2753	38.8	73	0

PUNT RET.	NO.	YDS.	AVG.	LG	TD
Schwedes	24	203	8.5	31	0
Caterbone	9	78	8.7	21	0
B. Brown	2	8	4.0	8	0
Blackwood	1	1	1.0	1	0
Hooper	1	0	0.0	0	0
DOLPHINS	37	209	7.8	31	0
OPPONENTS	26	141	5.4	15	0

KICKOFF RET.	NO.	YDS.	AVG.	LG	TD
Hampton	16	304	19.0	32	0
Stradford	14	258	18.4	32	0
Schwedes	9	177	19.7	34	0
Hardy	5	62	12.4	18	0
Famer	3	56	18.7	23	0
Roby	2	49	24.5	26	0
Da. Johnson	2	13	6.5	10	0
R. Scott	1	22	22.0	22	0
Isom	1	11	11.0	11	0
Lewis	1	0	0.0	0	0
DOLPHINS	54	952	17.6	34	0
OPPONENTS	67	1222	18.2	47	0

SCORING	Ru	Pa	Rt	PAT	FG	S	TP
Reveiz	0	0	0	28/30	9/11	0	55
Duper	0	8	0	0	0	0	48
Clayton	0	7	0	0	0	0	42
Stradford	6	1	0	0	0	0	42
Beecher	0	0	0	12/12	3/4	0	21

Pruitt	0	3	0	0	0	0	18
R. Scott	3	0	0	0	0	0	18
Davenport	1	1	0	0	0	0	12
Hardy	0	2	0	0	0	0	12
Da. Johnson	0	2	0	0	0	0	12
Mackey	2	0	0	0	0	0	12
Banks	0	1	0	0	0	0	6
Douglas	0	1	0	0	0	0	6
Hampton	1	0	0	0	0	0	6
Hobley	0	0	1	0	0	0	6
Hooper	0	0	1	0	0	0	6
Isom	1	0	0	0	0	0	6
Jensen	0	1	0	0	0	0	6
Lewis	0	1	0	0	0	0	6
Marino	1	0	0	0	0	0	6
W. Smith	0	1	0	0	0	0	6
Tagliaferri	1	0	0	0	0	0	6
Tiffin	0	0	0	4/4	0/1	0	4

DOLPHINS	16	29	2	44/47	12/16	0	362
OPPONENTS	18	21	3	41/47	14/22	0	335

FIELD GOALS	1-19	20-29	30-39	40-49	50+
Reveiz	1/1	2/2	2/2	4/6	0/0
Beecher	1/1	0/0	1/1	1/2	0/0
Tiffin	0/0	0/0	0/0	0/1	0/0
DOLPHINS	2/2	2/2	3/3	5/9	0/0
OPPONENTS	0/0	7/8	4/7	2/5	1/2

## SACKS

Turner	4.0	Sochia	3.5	Bosa	3.0	Readon	2.0
Lambrecht	1.5	Offerdahl	1.5	M. Brown	1.0	Bruzdzinski	1.0
Frye	1.0	Graf	1.0	S. Scott	1.0	Wimberly	0.5

DOLPHINS 21.0, OPPONENTS 13.0

## USUAL STARTERS

### OFFENSE

WR	Mark Duper (12)
LT	Jon Giesler (9)
LG	Roy Foster (12)
C	Dwight Stephenson (9)
RG	Tom Toth (12)
RT	Ronnie Lee (9)
TE	Bruce Hardy (12)
WR	Mark Clayton (12)
QB	Dan Marino (12)
RB	Lorenzo Hampton (6)
	*Troy Stradford (5)
FB	Woody Bennett (11)

### DEFENSE

LDE	T.J. Turner (12)
NT	Brian Sochia (12)
RDE	*John Bosa (12)
LOLB	Bob Bruzdinski (7)
	*Rick Graf (5)
LILB	Jackie Shipp (12)
RILB	John Offerdahl (9)
ROLB	Mark Brown (9)
LCB	Paul Lankford (11)
RCB	William Judson (12)
SS	Glenn Blackwood (8)
	Lifort Hobley (4)
FS	Bud Brown (8)
	Lyle Blackwood (2)
	Lifort Hobley (2)

boldface indicates Pro Bowl performer  
\* indicates rookie



# 1988 FINAL STATISTICS (6-10)

DATE	OPPONENT	SCORE	W/L	ATT.
9/4	at Chicago	7-34	L	63,330
9/11	at Buffalo	6-9	L	79,520
9/18	GREEN BAY	24-17	W	54,409
9/25	at Indianapolis	13-15	L	59,638
10/2	MINNESOTA	24-7	W	59,867
10/9	at L.A. Raiders	24-14	W	50,751
10/16	SAN DIEGO	31-28	W	58,972
10/23	N.Y. JETS	30-44	L	68,292
10/30	at Tampa Bay	17-14	W	67,352
11/6	at New England	10-21	L	60,840
11/14	BUFFALO	6-31	L	67,091
11/20	NEW ENGLAND	3-6	L	53,526
11/27	at N.Y. Jets	34-38	L	52,752
12/4	INDIANAPOLIS	28-31	L	45,236
12/12	CLEVELAND	38-31	W	61,884
12/18	at Pittsburgh	24-40	L	36,051

TEAM STATISTICS	MIA.	OPP.
TOTAL FIRST DOWNS .....	321	359
By Rushing .....	77	155
By Passing .....	218	173
By Penalty .....	26	31
Third Down: Made/Att. ....	71/184	101/207
Fourth Down: Made/Att. ....	7/16	6/13
TOTAL NET YARDS .....	5721	5781
Average Per Game .....	357.6	361.3
Total Plays .....	963	1072
Average Per Play .....	5.9	5.4
NET YARDS RUSHING .....	1205	2506
Average Per Game .....	75.3	156.6
Total Rushes .....	335	557
NET YARDS PASSING .....	4516	3275
Average Per Game .....	282.3	204.7
Tackled/Yards Lost .....	7/41	24/167
Gross Yards .....	4557	3442
Attempts/Completions .....	621/363	491/298
Completion Percentage .....	58.5	60.7
Had Intercepted .....	23	16
PUNTS/AVERAGE .....	64/43.0	58/41.8
PENALTIES/YARDS .....	99/845	103/734
FUMBLES/BALL LOST .....	26/12	31/15
TOUCHDOWNS .....	41	45
By Rushing .....	11	22
By Passing .....	29	19
By Returns .....	1	4

Score By Quarters	1	2	3	4	OT	Total
DOLPHINS .....	72	97	88	62	0	319
OPPONENTS .....	51	159	69	101	0	380

RUSHING	NO.	YDS.	AVG.	LG	TD
Hampton .....	117	414	3.5	33	9
Stradford .....	95	335	3.5	18	2
Davenport .....	55	273	5.0	64	0
Bennett .....	31	115	3.7	12	0
Jensen .....	10	68	6.8	23	0
Cribbs .....	5	21	4.2	11	0
Clayton .....	1	4	4.0	4	0
Edmunds .....	1	-8	-8.0	-8	0
Marino .....	20	-17	-0.9	6	0
DOLPHINS .....	335	1205	3.6	64	11
OPPONENTS .....	557	2506	4.5	44	22

RECEIVING	NO.	YDS.	AVG.	LG	TD
Clayton .....	86	1129	13.1	45t	14
Jensen .....	58	652	11.2	31	5
Stradford .....	56	426	7.6	36	1

PASSING	ATT.	COMP.	YDS.	PCT.	TD	INT.	LG	SCK/LST	RATING
Marino .....	606	354	4434	58.4	28	23	80t	6/31	80.8
Jaworski .....	14	9	123	64.3	1	0	22	1/10	116.1
Stradford .....	1	0	0	0.0	0	0	0	0/0	39.6
DOLPHINS .....	621	363	4557	58.5	29	23	80t	7/41	81.5
OPPONENTS .....	491	298	3442	60.7	19	16	47	24/167	81.2

Duper .....	39	626	16.1	56	1
Edmunds .....	33	575	17.4	80t	3
Davenport .....	30	282	9.4	27	0
Banks .....	23	430	18.7	55	2
Hampton .....	23	204	8.9	39t	3
Schwedes .....	6	130	21.7	42	0
Hardy .....	4	46	11.5	19	0
Pruitt .....	2	38	19.0	19	0
Bennett .....	2	16	8.0	12	0
Kinchen .....	1	3	3.0	3	0

DOLPHINS .....	363	4557	12.6	80t	29
OPPONENTS .....	298	3442	11.6	47	19

INTERCEPTIONS	NO.	YDS.	AVG.	LG	TD
Williams .....	4	62	15.5	23	0
Judson .....	4	57	14.3	52	0
M. Brown .....	2	13	6.5	13	0
Offerdahl .....	2	2	1.0	2	0
Thomas .....	1	48	48.0	48	0
McNeal .....	1	23	23.0	23	0
Graf .....	1	14	14.0	14	0
Lankford .....	1	0	0.0	0	0
DOLPHINS .....	16	219	13.7	52	0
OPPONENTS .....	23	399	17.3	78t	4

PUNTING	NO.	YDS.	AVG.	LG	BK
Roby .....	64	2754	43.0	64	0
DOLPHINS .....	64	2754	43.0	64	0
OPPONENTS .....	58	2427	41.8	66	1

PUNT RET.	NO.	YDS.	AVG.	LG	TD
Schwedes .....	24	230	9.6	36	0
Williams .....	3	29	9.7	14	0
DOLPHINS .....	27	259	9.6	36	0
OPPONENTS .....	35	318	9.1	31	0

KICKOFF RET.	NO.	YDS.	AVG.	LG	TD
Cribbs .....	41	863	21.0	44	0
Hampton .....	9	216	24.0	37	0
Williams .....	8	159	19.9	27	0
Schwedes .....	3	49	16.3	25	0
Davenport .....	2	41	20.5	21	0
Edmunds .....	1	20	20.0	20	0
Hardy .....	1	17	17.0	17	0
DOLPHINS .....	65	1365	21.0	44	0
OPPONENTS .....	53	1109	20.9	57	0

SCORING	Ru	Pa	Rt	PAT	FG	S	TP
Reveiz .....	0	0	0	52/55	14/22	0	94
Clayton .....	0	14	0	0	0	0	84
Hampton .....	9	3	0	0	0	0	72
Reveiz .....	0	0	0	31/32	8/12	0	55
Jensen .....	0	5	0	0	0	0	30
Edmunds .....	0	3	0	0	0	0	18
Franklin .....	0	0	0	6/7	4/11	0	18
Stradford .....	2	1	0	0	0	0	18
Banks .....	0	2	0	0	0	0	12
Duper .....	0	1	0	0	0	0	6
Hobley .....	0	0	1	0	0	0	6
DOLPHINS .....	11	29	1	37/41	12/23	0	319
OPPONENTS .....	22	19	4	44/45	22/28	0	380

FIELD GOALS	1-19	20-29	30-39	40-49	50+
Reveiz .....	0/0	4/4	3/4	1/2	0/2
Franklin .....	0/0	1/2	2/4	0/1	1/4
DOLPHINS .....	0/0	5/6	5/8	1/3	1/6
OPPONENTS .....	0/0	6/6	10/11	4/7	2/4

## SACKS

Turner 5.0, Sochia 4.5, Cline 4.0, Kumerow 3.0, Green 2.5, Bosa 2.0, Graf 1.0, Lankford 1.0, M. Brown 0.5, Offerdahl 0.5.
---

**DOLPHINS 24.0, OPPONENTS 7.0**

## USUAL STARTERS

### OFFENSE

WR .....	Mark Duper (13)
LT .....	Jon Giesler (9)
	Mark Dennis (7)
LG .....	Roy Foster (15)
C .....	Jeff Dellenbach (16)
RG .....	*Harry Galbreath (12)
RT .....	Ronnie Lee (16)
TE .....	*Ferrell Edmunds (14)
WR .....	Mark Clayton (16)
QB .....	Dan Marino (16)
RB .....	Lorenzo Hampton (10)
FB .....	Woody Bennett (7)
	Ron Davenport (5)
	Jim Jensen (4)

### DEFENSE

LDE .....	T.J. Turner (16)
NT .....	Brian Sochia (16)
RDE .....	Jackie Cline (9)
	John Bosa (6)
LOLB .....	Rick Graf (16)
LILB .....	Mark Brown (12)
RILB .....	John Offerdahl (16)
ROLB .....	Hugh Green (16)
LCB .....	Paul Lankford (10)
RCB .....	William Judson (16)
SS .....	Liffort Hobley (13)
FS .....	*Jarvis Williams (16)

**boldface** indicates Pro Bowl performer

\* indicates rookie

# 1989 FINAL STATISTICS (8-8)

DATE	OPPONENT	SCORE	W/L	ATT.
9/10	BUFFALO	24-27	L	54,541
9/17	at New England	24-10	W	57,043
9/24	N.Y. JETS	33-40	L	65,908
10/1	at Houston	7-39	L	53,326
10/8	CLEVELAND	13-10(OT)	W	58,444
10/15	at Cincinnati	20-13	W	58,184
10/22	GREEN BAY	23-20	W	56,624
10/29	at Buffalo	17-31	L	80,208
11/5	INDIANAPOLIS	19-13	W	52,680
11/12	at N.Y. Jets	31-23	W	65,923
11/19	at Dallas	17-14	W	56,044
11/26	PITTSBURGH	14-34	L	59,936
12/3	at Kansas City	21-26	L	54,610
12/10	NEW ENGLAND	31-10	W	55,918
12/17	at Indianapolis	13-42	L	55,665
12/24	KANSAS CITY	24-27	L	43,612

TEAM STATISTICS	MIA.	OPP.
TOTAL FIRST DOWNS	311	337
By Rushing	88	139
By Passing	202	180
By Penalty	21	18
Third Down: Made/Att.	101/209	67/194
Fourth Down: Made/Att.	7/14	8/21
TOTAL NET YARDS	5546	5696
Average Per Game	346.6	356.0
Total Plays	1011	1045
Average Per Play	5.5	5.5
NET YARDS RUSHING	1330	2153
Average Per Game	83.1	134.6
Total Rushes	400	493
NET YARDS PASSING	4216	3543
Average Per Game	263.5	221.4
Tackled/Yards Lost.	10/86	39/268
Gross Yards	4302	3811
Attempts/Completions	601/331	513/315
Completion Percentage	55.1	61.4
Had Intercepted	25	15
PUNTS/AVERAGE	59/41.7	62/39.0
PENALTIES/YARDS	83/614	106/831
FUMBLES/BALL LOST	30/16	19/8
TOUCHDOWNS	39	43
By Rushing	10	19
By Passing	26	21
By Returns	3	3

Score By Quarters	1	2	3	4	OT	Total
DOLPHINS	78	96	73	81	3	331
OPPONENTS	57	128	77	117	0	379

RUSHING	NO.	YDS.	AVG.	LG	TD
Smith	200	659	3.3	25	6
Stradford	66	240	3.6	13	1
Logan	57	201	3.5	14	0
Davenport	14	56	4.0	9	1
Jensen	8	50	6.3	14	0
Hampton	17	47	2.8	9	0
Secules	4	39	9.8	17	0
T. Brown	13	26	2.0	6	0
Faola	2	10	5.0	5	0
Clayton	3	9	3.0	11	0
Roby	2	0	0.0	0	0
Marino	14	-7	-0.5	2	2
DOLPHINS	400	1330	3.3	25	10
OPPONENTS	493	2153	4.4	33	19

RECEIVING	NO.	YDS.	AVG.	LG	TD
Clayton	64	1011	15.8	78t	9
Jensen	61	557	9.1	20	6
Duper	49	717	14.6	41	1
Edmunds	32	382	11.9	30	3
Banks	30	520	17.3	61	1
Stradford	25	233	9.3	32	0
A. Brown	24	410	17.1	48t	5
T. Brown	13	117	9.0	23	0
Hampton	8	25	3.1	12	0
Schwedes	7	174	24.9	65t	1
Smith	7	81	11.6	34	0
Logan	5	34	6.8	11	0
Davenport	3	19	6.3	9	0
Kinchen	1	12	12.0	12	0
Faola	1	8	8.0	8	0
Hardy	1	2	2.0	2	0

DOLPHINS	331	4302	13.0	78t	26
OPPONENTS	315	3811	12.1	63t	21

INTERCEPTIONS	NO.	YDS.	AVG.	LG	TD
Oliver	4	32	8.0	23	0
McNeal	3	-6	-2.0	0	0
Williams	2	43	21.5	24	0
Judson	2	31	15.5	28	0
Thomas	2	4	2.0	4	0
Hobley	1	22	22.0	22	0
Lankford	1	0	0.0	0	0

DOLPHINS	15	126	8.4	28	0
OPPONENTS	25	335	13.4	48	1

PUNTING	NO.	YDS.	AVG.	LG	BK
Roby	58	2458	42.4	58	1
DOLPHINS	59	2458	41.7	58	1
OPPONENTS	62	2416	39.0	63	1

PUNT RET.	NO.	YDS.	AVG.	LG	TD
Schwedes	18	210	11.7	70t	1
Stradford	14	129	9.2	19	0
Gibson	1	-1	-1.0	-1	0

DOLPHINS	33	338	10.2	70t	1
OPPONENTS	26	256	9.8	18	0

KICKOFF RET.	NO.	YDS.	AVG.	LG	TD
Logan	24	613	25.5	97t	1
Hampton	17	303	17.8	34	0
Reaves	6	84	14.0	22	0
Schwedes	3	24	8.0	13	0
Faola	2	30	15.0	17	0
Kinchen	2	26	13.0	17	0
A. Brown	2	9	4.5	9	0
Williams	1	21	21.0	21	0
Davenport	1	19	19.0	19	0
Ahrens	1	10	10.0	10	0
Goode	1	8	8.0	8	0
Brudzinski	1	6	6.0	6	0

DOLPHINS	61	1153	18.9	97t	1
OPPONENTS	63	1215	19.3	40	0

SCORING	Ru	Pa	Rt	PAT	FG	S	TP
Stoyanovich	0	0	0	38/39	19/26	0	95
Clayton	0	9	0	0	0	0	54
Jensen	0	6	0	0	0	0	36
Smith	6	0	0	0	0	0	36
A. Brown	0	5	0	0	0	0	30
Edmunds	0	3	0	0	0	0	18

Logan	0	0	2	0	0	0	12
Marino	2	0	0	0	0	0	12
Schwedes	0	1	1	0	0	0	12
Banks	0	1	0	0	0	0	6
Davenport	1	0	0	0	0	0	6
Duper	0	1	0	0	0	0	6
Stradford	1	0	0	0	0	0	6
Team	0	0	0	0	0	1	2

DOLPHINS	10	26	3	38/39	19/26	1	331
OPPONENTS	19	21	3	42/43	25/33	2	379

FIELD GOALS	1-19	20-29	30-39	40-49	50+
Stoyanovich	1/1	8/8	5/6	4/8	1/3
DOLPHINS	1/1	8/8	5/6	4/8	1/3
OPPONENTS	1/1	8/8	10/12	5/9	1/3

## SACKS

Cross	10.0	Green	7.5	Sochia	5.0	Bosa	2.0	Kumerow	2.0	Offerdahl	1.5	Ahrens	1.0	Cline	1.0	Frye	1.0	Graf	1.0	Hobley	1.0	Junior	1.0	Krauss	1.0	Lankford	1.0	Thomas	1.0	Williams	1.0	TEAM	1.0
-------	------	-------	-----	--------	-----	------	-----	---------	-----	-----------	-----	--------	-----	-------	-----	------	-----	------	-----	--------	-----	--------	-----	--------	-----	----------	-----	--------	-----	----------	-----	------	-----

DOLPHINS 39.0, OPPONENTS 10.0

## USUAL STARTERS

### OFFENSE

WR	Mark Duper (14)
LT	Jeff Dellenbach (15)
LG	Roy Foster (16)
C	Jeff Ulhenhake (15)
RG	Harry Galbreath (14)
RT	Ronnie Lee (15)
TE	Ferrell Edmunds (16)
WR	Mark Clayton (15)
QB	Dan Marino (16)
RB	Sammie Smith (12)
FB	Tom Brown (7)
	Marc Logan (4)
	Ron Davenport (3)

### DEFENSE

LDE	T.J. Turner (11)
NT	Brian Sochia (16)
RDE	Jeff Cross (16)
LOLB	E.J. Junior (12)
LILB	Dave Ahrens (8)
	John Offerdahl (8)
RILB	Barry Krauss (12)
ROLB	Hugh Green (16)
LCB	Paul Lankford (16)
RCB	William Judson (14)
SS	Jarvis Williams (16)
FS	*Louis Oliver (13)

**boldface** indicates Pro Bowl performer  
\* indicates rookie

PASSING	ATT.	COMP.	YDS.	PCT.	TD	INT.	LG	SCK/LST	RATING
Marino	550	308	3997	56.0	24	22	78t	10/86	76.9
Secules	50	22	286	44.0	1	3	44t	0/0	44.3
Jensen	1	1	19	100.0	1	0	19t	0/0	158.3
DOLPHINS	601	331	4302	55.1	26	25	78t	10/86	74.9
OPPONENTS	513	315	3811	61.4	21	15	63t	39/268	85.7

# 1990 FINAL STATISTICS (12-4)

DATE	OPPONENT	SCORE	W/L	ATT.
9/9	at New England	27-24	W	45,305
9/16	BUFFALO	30-7	W	68,142
9/23	at N.Y. Giants	3-20	L	76,483
9/30	at Pittsburgh	28-6	W	54,691
10/7	N.Y. JETS	20-16	W	69,678
10/18	NEW ENGLAND	17-10	W	62,630
10/28	at Indianapolis	27-7	W	59,213
11/4	PHOENIX	23-3	W	54,924
11/11	at N.Y. Jets	17-3	W	68,362
11/19	L.A. RAIDERS	10-13	L	70,553
11/25	at Cleveland	30-13	W	70,225
12/2	at Washington	20-42	L	53,599
12/9	PHILADELPHIA	23-20(OT)	W	67,034
12/16	SEATTLE	24-17	W	57,851
12/23	at Buffalo	14-24	L	80,235
12/30	INDIANAPOLIS	23-17	W	59,547

TEAM STATISTICS	MIA.	OPP.
TOTAL FIRST DOWNS .....	303	268
By Rushing .....	90	110
By Passing .....	190	145
By Penalty .....	23	13
Third Down: Made/Att. ....	88/206	79/207
Fourth Down: Made/Att. ....	10/13	7/18
TOTAL NET YARDS .....	5047	4547
Average Per Game .....	315.4	284.2
Total Plays .....	975	968
Average Per Play .....	5.2	4.7
NET YARDS RUSHING .....	1535	1831
Average Per Game .....	95.9	114.4
Total Rushes .....	420	461
NET YARDS PASSING .....	3512	2716
Average Per Game .....	219.5	169.8
Tackled/Yards Lost .....	16/99	45/348
Gross Yards .....	3611	3064
Attempts/Completions .....	539/310	462/257
Completion Percentage .....	57.5	55.6
Had Intercepted .....	12	19
PUNTS/AVERAGE .....	72/42.0	75/40.0
PENALTIES/YARDS .....	64/486	95/759
FUMBLES/BALL LOST .....	33/15	23/8
TOUCHDOWNS .....	39	26
By Rushing .....	13	11
By Passing .....	21	14
By Returns .....	5	1

Score By Quarters	1	2	3	4	OT	Total
DOLPHINS .....	60	113	77	83	3	336
OPPONENTS .....	30	108	39	65	0	242

RUSHING	NO.	YDS.	AVG.	LG	TD
Smith .....	226	831	3.7	33	8
Logan .....	79	317	4.0	17	2
Stradford .....	37	138	3.7	15	1
Paige .....	32	95	3.0	11	2
Higgs .....	10	67	6.7	27	0
Secules .....	8	34	4.3	17	0
Marino .....	16	29	1.8	15	0
Limbrick .....	5	14	2.8	5	0
Martin .....	1	8	8.0	8	0
Jensen .....	4	6	1.5	2	0
Banks .....	1	3	3.0	3	0
Edmunds .....	1	-7	-7.0	-7	0
DOLPHINS ....	420	1535	3.7	33	13
OPPONENTS .....	461	1831	4.0	39	11

RECEIVING	NO.	YDS.	AVG.	LG	TD
Duper .....	52	810	15.6	69†	5
Jensen .....	44	365	8.3	18	1
Paige .....	35	247	7.1	17	4
Clayton .....	32	406	12.7	43	3
Edmunds .....	31	446	14.4	35	1
Stradford .....	30	257	8.6	23	0
Martin .....	29	388	13.4	45	2
Pruitt .....	13	235	18.1	35†	3
Banks .....	13	131	10.1	23	0
Smith .....	11	134	12.2	53†	1
Logan .....	7	54	7.7	12	0
Schwedes .....	6	66	11.0	19	1
Limbrick .....	4	23	5.8	9	0
A. Brown .....	3	49	16.3	24	0
DOLPHINS ....	310	3611	11.6	69†	21
OPPONENTS .....	257	3064	11.9	64†	14

INTERCEPTIONS	NO.	YDS.	AVG.	LG	TD
Oliver .....	5	87	17.4	35	0
Williams .....	5	82	16.4	42†	1
McKyer .....	4	40	10.0	21	0
Glenn .....	2	31	15.5	31†	1
Offerdahl .....	1	28	28.0	28	0
Hobley .....	1	15	15.0	15	0
Kumerow .....	1	5	5.0	5	0
DOLPHINS ....	19	288	15.2	42†	2
OPPONENTS .....	12	184	15.3	73	0

PUNTING	NO.	YDS.	AVG.	LG	BK
Roby .....	72	3022	42.0	62	0
DOLPHINS ....	72	3022	42.0	62	0
OPPONENTS .....	75	3001	40.0	63	1

PUNT RET.	NO.	YDS.	AVG.	LG	TD
Martin .....	26	140	5.4	35	0
Schwedes .....	9	89	9.9	23	0
Stradford .....	3	4	1.3	4	0
Williams .....	1	0	0.0	0	0
DOLPHINS ....	39	233	6.0	35	0
OPPONENTS .....	40	397	9.9	36	0

KICKOFF RET.	NO.	YDS.	AVG.	LG	TD
Logan .....	20	367	18.4	35	0
Higgs .....	10	210	21.0	30	0
Stradford .....	3	56	18.7	21	0
Schwedes .....	2	52	26.0	30	0
Collins .....	2	30	15.0	30	0
Adams .....	2	16	8.0	10	0
Paige .....	1	18	18.0	18	0
Kinchen .....	1	16	16.0	16	0
Sims .....	1	9	9.0	9	0
Graf .....	1	6	6.0	6	0
DOLPHINS ....	43	780	18.1	35	0
OPPONENTS .....	53	1092	20.6	38	0

SCORING	Ru	Pa	Rt	PAT	FG	S	TP
Stoyanovich ..	0	0	0	37/37	21/25	0	100
Smith .....	8	1	0	0	0	0	54
Paige .....	2	4	0	0	0	0	36
Duper .....	0	5	0	0	0	0	30
Clayton .....	0	3	0	0	0	0	18
Pruitt .....	0	3	0	0	0	0	18
Logan .....	2	0	0	0	0	0	12
Martin .....	0	2	0	0	0	0	12
Edmunds .....	0	1	0	0	0	0	6

Glenn .....	0	0	1	0	0	0	6
Higgs .....	0	0	1	0	0	0	6
Jensen .....	0	1	0	0	0	0	6
Odum .....	0	0	1	0	0	0	6
Schwedes .....	0	1	0	0	0	0	6
Sochia .....	0	0	1	0	0	0	6
Stradford .....	1	0	0	0	0	0	6
Williams .....	0	0	1	0	0	0	6
Team .....	0	0	0	0	0	1	2

DOLPHINS ....	13	21	5	37/37	21/25	1	336
OPPONENTS ..	11	14	1	26/26	20/29	0	242

FIELD GOALS	1-19	20-29	30-39	40-49	50+
Revez .....	0/0	4/4	3/4	1/2	0/2
Stoyanovich ..	2/2	7/8	6/7	4/5	2/3

DOLPHINS ....	2/2	7/8	6/7	4/5	2/3
OPPONENTS ..	1/1	6/6	4/9	7/8	2/5

SACKS
Cross 11.5, Junior 6.0, Griggs 5.5, Wilson 4.0, Hobley 3.0, Oglesby 2.5, Green 2.0, Williams 2.0, Lee 1.5, J.B. Brown 1.0, Glenn 1.0, Odum 1.0, Offerdahl 1.0, Oliver 1.0, Sochia 1.0, Turner 1.0.

DOLPHINS 45.0, OPPONENTS 16.0

USUAL STARTERS
OFFENSE
WR ..... Mark Duper (15)
LT ..... 'Richmond Webb (16)
LG ..... 'Keith Sims (13)
C ..... Jeff Ulhenhake (16)
RG ..... Harry Galbreath (16)
RT ..... Mark Dennis (16)
TE ..... Ferrell Edmunds (16)
WR ..... Mark Clayton (10)
QB ..... Dan Marino (16)
RB ..... Sammie Smith (16)
FB ..... Tony Paige (13)

DEFENSE
LDE ..... T.J. Turner (12)
NT ..... Shawn Lee (10)
RDE ..... Jeff Cross (16)
LOLB ..... David Griggs (16)
LILB ..... John Offerdahl (16)
RIILB ..... Cliff Odum (16)
ROLB ..... Hugh Green (16)
LCB ..... Tim McKyer (16)
RCB ..... J.B. Brown (16)
SS ..... Jarvis Williams (16)
FS ..... Louis Oliver (16)

boldface indicates Pro Bowl performer  
\* indicates rookie

PASSING	ATT.	COMP.	YDS.	PCT.	TD	INT.	LG	SCK/LST	RATING
Marino .....	531	306	3563	57.6	21	11	69†	15/90	82.6
Secules .....	7	3	17	42.9	0	1	8	1/9	10.7
Jensen .....	1	1	31	100.0	0	0	31	0/0	118.8
DOLPHINS .....	539	310	3611	57.5	21	12	69†	16/99	81.6
OPPONENTS .....	462	257	3064	55.6	14	19	64†	45/348	69.0



# 1991 FINAL STATISTICS (8-8)

DATE	OPPONENT	SCORE	W/L	ATT.
9/1	at Buffalo	31-35	L	80,252
9/8	INDIANAPOLIS	17-6	W	51,155
9/15	at Detroit	13-17	L	56,896
9/22	GREEN BAY	16-13	W	56,583
9/29	at N.Y. Jets	23-41	L	71,170
10/6	at New England	20-10	W	49,749
10/13	at Kansas City	7-42	L	76,021
10/20	HOUSTON	13-17	L	60,705
11/3	at Indianapolis	10-6	W	55,899
11/10	NEW ENGLAND	30-20	W	56,065
11/18	BUFFALO	27-41	L	71,062
11/24	at Chicago	16-13(OT)	W	58,288
12/1	TAMPA BAY	33-14	W	51,036
12/9	CINCINNATI	37-13	W	60,616
12/15	at San Diego	30-38	L	47,731
12/22	N.Y. JETS	20-23(OT)	L	69,636

TEAM STATISTICS	MIA.	OPP.
TOTAL FIRST DOWNS	312	327
By Rushing	91	133
By Passing	205	177
By Penalty	16	17
Third Down: Made/Att.	84/205	103/210
Fourth Down: Made/Att.	10/13	6/10
TOTAL NET YARDS	5241	5406
Average Per Game	327.6	337.6
Total Plays	970	1019
Average Per Play	5.4	5.3
NET YARDS RUSHING	1352	2301
Average Per Game	84.5	143.8
Total Rushes	379	499
NET YARDS PASSING	3889	3105
Average Per Game	243.1	194.1
Tackled/Yards Lost.	28/188	35/248
Gross Yards	4077	3353
Attempts/Completions	563/327	485/300
Completion Percentage	58.1	61.9
Had Intercepted	14	12
PUNTS/AVERAGE	57/44.8	65/39.8
PENALTIES/YARDS	62/516	91/684
FUMBLES/BALL LOST	23/14	19/9
TOUCHDOWNS	35	40
By Rushing	8	17
By Passing	26	18
By Returns	1	5

Score By Quarters	1	2	3	4	OT	Total
DOLPHINS	55	119	51	115	3	343
OPPONENTS	65	100	75	106	3	349

RUSHING	NO.	YDS.	AVG.	LG	TD
Higgs	231	905	3.9	24	4
S. Smith	83	297	3.6	18	1
Craver	20	58	2.9	7	1
Marino	27	32	1.2	11	1
Secules	4	30	7.5	12	1
Paige	10	25	2.5	6	0
Logan	4	5	1.3	2	0
DOLPHINS	379	1352	3.6	24	8
OPPONENTS	499	2301	4.6	63	17

RECEIVING	NO.	YDS.	AVG.	LG	TD
Duper	70	1085	15.5	43	5
Clayton	70	1053	15.0	43	12
Paige	57	469	8.2	26	1
Martin	27	434	16.1	54	2
Jensen	21	183	8.7	19	2

PASSING	ATT.	COMP.	YDS.	PCT.	TD	INT.	LG	SKC/LST	RATING
Marino	549	318	3970	57.9	25	13	54	27/182	85.8
Secules	13	8	90	61.5	1	1	17	1/6	75.8
Jensen	1	1	17	100.0	0	0	17	0/0	118.8
DOLPHINS	563	327	4077	58.1	26	14	54	28/188	85.7
OPPONENTS	485	300	3353	61.9	18	12	54	35/348	84.5

Baty	20	269	13.5	30	1
S. Smith	14	95	6.8	12	0
Edmunds	11	118	10.7	22	2
Higgs	11	80	7.3	13	0
Banks	9	119	13.2	25	1
Craver	8	67	8.4	25	0
Miller	4	49	12.3	15	0
Pruitt	2	30	15.0	24	0
Henry	2	17	8.5	9	0
Sims	1	9	9.0	9	0

DOLPHINS	327	4077	12.5	54	26
OPPONENTS	300	3353	11.2	54	18

INTERCEPTIONS	NO.	YDS.	AVG.	LG	TD
Oliver	5	80	16.0	37	0
Harden	2	39	19.5	22	0
Lee	1	14	14.0	14	0
Reichenbach	1	2	2.0	2	0
Brown	1	0	0.0	0	0
J. Williams	1	0	0.0	0	0
Odum	1	0	0.0	0	0

DOLPHINS	12	135	11.3	37	0
OPPONENTS	14	217	15.5	83	2

PUNTING	NO.	YDS.	AVG.	LG	BK
Roby	54	2466	45.7	64	1
Stoyanovich	2	85	42.5	49	0

DOLPHINS	57	2551	44.8	64	1
OPPONENTS	65	2588	39.8	61	2

PUNT RET.	NO.	YDS.	AVG.	LG	TD
Miller	28	248	8.9	32	0
Martin	1	10	10.0	10	0
Junior	1	0	0.0	0	0

DOLPHINS	30	258	8.6	32	0
OPPONENTS	30	332	11.1	39	0

KICKOFF RET.	NO.	YDS.	AVG.	LG	TD
Craver	32	615	19.2	49	0
Logan	12	191	15.9	31	0
Paige	2	31	15.5	16	0
Hill	1	33	33.0	33	0
Henry	1	13	13.0	13	0
J. Williams	1	7	7.0	7	0
Dellenbach	1	0	0.0	0	0

DOLPHINS	50	890	17.8	49	0
OPPONENTS	66	1270	19.2	39	0

SCORING	Ru	Pa	Rt	PAT	FG	S	TP
Stoyanovich	0	0	0	28/29	31/37	0	121
Clayton	0	12	0	0	0	0	72
Duper	0	5	0	0	0	0	30
Higgs	4	0	0	0	0	0	24
Edmunds	0	2	0	0	0	0	12
Jensen	0	2	0	0	0	0	12
Martin	0	2	0	0	0	0	12
Baumann	0	0	0	6/6	2/2	0	12
Banks	0	1	0	0	0	0	6
Baty	0	1	0	0	0	0	6
Craver	1	0	0	0	0	0	6
Klingbeil	0	0	1	0	0	0	6
Marino	1	0	0	0	0	0	6
Paige	0	1	0	0	0	0	6
S. Smith	1	0	0	0	0	0	6
Secules	1	0	0	0	0	0	6

DOLPHINS	8	26	1	34/35	33/39	0	343
OPPONENTS	17	18	5	40/40	23/33	0	349

FIELD GOALS	1-19	20-29	30-39	40-49	50+
Stoyanovich	2/2	8/8	11/12	7/10	3/5
Baumann	0/0	1/1	0/0	1/1	0/0

DOLPHINS	2/2	9/9	11/12	8/11	3/5
OPPONENTS	1/1	9/11	6/7	6/9	1/5

## SACKS

Cross	7.0	Griggs	5.5	Junior	5.0	Klingbeil	5.0
Turner	4.0	B. Cox	2.0	Offerdahl	1.5	Gardner	1.0
H. Green	1.0	Harden	1.0	Odum	1.0		

DOLPHINS 35.0, OPPONENTS 28.0

## USUAL STARTERS

### OFFENSE

WR	Mark Duper (16)
LT	Richmond Webb (14)
LG	Keith Sims (12)
C	Jeff Uhlenhake (10)
RG	Harry Galbreath (16)
RT	Mark Dennis (16)
TE	Greg Baty (8)
	Ferrell Edmunds (8)
WR	Mark Clayton (16)
QB	Dan Marino (16)
RB	Mark Higgs (10)
FB	Tony Paige (16)

### DEFENSE

LDE	Alfred Oglesby (8)
	T.J. Turner (8)
NT	Chuck Klingbeil (4)
	Alfred Oglesby (4)
	T.J. Turner (4)
RDE	Jeff Cross (16)
LOLB	David Griggs (16)
LILB	Cliff Odum (15)
RILB	Mike Reichenbach (10)
ROLB	Bryan Cox (13)
LCB	Vestee Jackson (11)
RCB	J.B. Brown (11)
SS	Bobby Harden (11)
FS	Louis Oliver (16)

**boldface** indicates Pro Bowl performer

\* indicates rookie

# 1992 FINAL STATISTICS (11-5)

DATE	OPPONENT	SCORE	W/L	ATT.
9/14	at Cleveland	27-23	W	74,765
9/20	L.A. RAMS	26-10	W	55,945
9/27	at Seattle	19-17	W	59,374
10/4	at Buffalo	37-10	W	80,368
10/11	ATLANTA	21-17	W	68,633
10/18	NEW ENGLAND	38-17	W	61,120
10/25	INDIANAPOLIS	30-1	L	61,117
11/1	at N.Y. Jets	14-26	L	69,313
11/8	at Indianapolis	28-0	W	59,892
11/16	BUFFALO	20-26	L	70,629
11/22	HOUSTON	19-16	W	63,597
11/29	at New Orleans	13-24	L	68,591
12/6	at San Francisco	3-27	L	58,474
12/14	L.A. RAIDERS	20-7	W	67,098
12/20	N.Y. JETS	19-17	W	68,275
12/27	at New England	16-13(OT)	W	34,726

TEAM STATISTICS	MIA.	OPP.
TOTAL FIRST DOWNS	316	273
By Rushing	101	92
By Passing	194	168
By Penalty	21	13
Third Down: Made/Att.	78/201	88/217
Fourth Down: Made/Att.	8/16	7/20
TOTAL NET YARDS	5500	4583
Average Per Game	343.8	286.4
Total Plays	998	976
Average Per Play	5.5	4.7
NET YARDS RUSHING	1525	1600
Average Per Game	95.3	100.0
Total Rushes	407	428
NET YARDS PASSING	3975	2983
Average Per Game	248.8	186.4
Tackled/Yards Lost.	28/173	36/283
Gross Yards	4148	3266
Attempts/Completions	563/332	512/294
Completion Percentage	59.0	57.4
Had Intercepted	17	18
PUNTS/AVERAGE	61/39.7	74/40.1
PENALTIES/YARDS	86/656	89/679
FUMBLES/BALL LOST	31/17	25/14
TOUCHDOWNS	36	32
By Rushing	9	9
By Passing	24	16
By Returns	3	7

Score By Quarters	1	2	3	4	OT	Total
DOLPHINS	75	85	87	90	3	340
OPPONENTS	49	80	71	81	0	281

RUSHING	NO.	YDS.	AVG.	LG	TD
Higgs	256	915	3.6	23	7
Humphrey	102	471	4.6	21	1
Marino	20	66	3.3	12	0
Parmalee	6	38	6.3	20	0
Paige	7	11	1.6	6	1
Mitchell	8	10	1.3	8	0
Craver	3	9	3.0	8	0
Saxon	4	7	1.8	4	0
Martin	1	-2	-2.0	-2	0
DOLPHINS	407	1525	3.7	23	9
OPPONENTS	428	1600	3.7	40	9

RECEIVING	NO.	YDS.	AVG.	LG	TD
Humphrey	54	507	9.4	26	1
K. Jackson	48	594	12.4	42	5
Paige	48	399	8.3	30	1

PASSING	ATT.	COMP.	YDS.	PCT.	TD	INT.	LG	SCK/LST	RATING
Marino	554	330	4116	59.6	24	16	62t	28/173	85.1
Mitchell	8	2	32	25.0	0	1	18	0/0	4.2
Martin	1	0	0	0.0	0	0	0	0/0	39.6
DOLPHINS	563	332	4148	59.0	24	17	62t	28/173	83.6
OPPONENTS	512	294	3266	57.4	16	18	60	36/283	72.3

Duper	44	762	17.3	62t	7
Clayton	43	619	14.4	44t	3
Martin	33	553	16.8	55t	2
Banks	22	319	14.5	39t	3
Higgs	16	142	8.9	21	0
Edmunds	10	91	9.1	15	1
Saxon	5	41	8.2	14	0
Clark	3	59	19.7	45	0
M. Williams	3	43	14.3	18	0
Baty	3	19	6.3	12	1

DOLPHINS	332	4148	12.5	62t	24
OPPONENTS	294	3266	11.1	60	16

INTERCEPTIONS	NO.	YDS.	AVG.	LG	TD
Oliver	5	200	40.0	103t	1
Brown	4	119	29.8	48	1
V. Jackson	3	63	21.0	30t	1
Vincent	2	47	23.5	32	0
J. Williams	2	29	14.5	25	0
Alexander	1	0	0.0	0	0
Cox	1	0	0.0	0	0

DOLPHINS	18	458	25.4	103t	3
OPPONENTS	17	446	26.2	102t	4

PUNTING	NO.	YDS.	AVG.	LG	BK
Roby	35	1443	41.2	60	0
Prokop	24	891	37.1	56	0
Stoyanovich	2	90	45.0	48	0
DOLPHINS	61	2424	39.7	60	0
OPPONENTS	74	2971	40.1	59	1

PUNT RET.	NO.	YDS.	AVG.	LG	TD
Miller	24	175	7.3	19	0
Vincent	5	16	3.2	6	0
Martin	1	0	0.0	0	0
J. Williams	1	0	0.0	0	0

DOLPHINS	31	191	6.2	19	0
OPPONENTS	33	382	11.6	84t	1

KICKOFF RET.	NO.	YDS.	AVG.	LG	TD
M. Williams	19	328	17.3	28	0
Parmalee	14	289	20.6	32	0
Craver	8	174	21.8	44	0
Paige	2	29	14.5	19	0
Humphrey	1	18	18.0	18	0

DOLPHINS	44	838	19.0	44	0
OPPONENTS	65	1380	21.2	82	0

SCORING	Ru	Pa	Rt	PAT	FG	S	TP
Stoyanovich	0	0	0	34/36	30/37	0	124
Duper	0	7	0	0	0	0	42
Higgs	7	0	0	0	0	0	42
K. Jackson	0	5	0	0	0	0	30
Banks	0	3	0	0	0	0	18
Clayton	0	3	0	0	0	0	18
Humphrey	1	1	0	0	0	0	12
Martin	0	2	0	0	0	0	12
Paige	1	1	0	0	0	0	12
Baty	0	1	0	0	0	0	6
Brown	0	0	1	0	0	0	6
Edmunds	0	1	0	0	0	0	6
V. Jackson	0	0	1	0	0	0	6
Oliver	0	0	1	0	0	0	6

DOLPHINS	9	24	3	34/36	30/37	0	340
OPPONENTS	9	16	7	30/32	19/26	1	281

FIELD GOALS	1-19	20-29	30-39	40-49	50+
Stoyanovich	0/0	9/9	14/16	4/4	3/8
DOLPHINS	0/0	9/9	14/16	4/4	3/8
OPPONENTS	2/2	8/8	4/5	3/8	2/3

SACKS	
Cox 14.0, Coleman 6.0, Cross 5.0, Griggs 3.0, Hobley 2.0, Offerdahl 1.5, Webster 1.5, Braggs 1.0, Hollier 1.0, Klingbeil 1.0.	
DOLPHINS 36.0. OPPONENTS 28.0	

USUAL STARTERS	OFFENSE
WR	Mark Duper (16)
LT	Richmond Webb (16)
LG	Keith Sims (16)
C	Jeff Uhlenhake (13)
RG	Harry Galbreath (16)
RT	Jeff Dellenbach (8)
	Mark Dennis (8)
TE	Keith Jackson (11)
WR	Mark Clayton (13)
QB	Dan Marino (16)
RB	Mark Higgs (15)
FB	Tony Paige (16)

DEFENSE	
LDE.....	Jeff Cross (7)
	David Griggs (4)
	T.J. Turner (4)
NT.....	Chuck Klingbeil (13)
RDE .....	Jeff Cross (7)
	*Marco Coleman (7)
LOLB.....	*Marco Coleman (7)
	David Griggs (4)
LILB .....	John Grimsley (11)
RILB .....	John Offerdahl (8)
	*Dwight Hollier (4)
ROLB .....	<b>Bryan Cox (16)</b>
LCB.....	*Troy Vincent (11)
RCB.....	J.B. Brown (14)
SS.....	Jarvis Williams (10)
FS.....	Louis Oliver (16)

boldface indicates Pro Bowl performer  
\* indicates rookie

# 1993 FINAL STATISTICS (9-7)

DATE	OPPONENT	SCORE	W/L	ATT.
9/5	at Indianapolis	24-20	W	51,858
9/12	N.Y. JETS	14-24	L	70,314
9/26	at Buffalo	22-13	W	79,635
10/4	WASHINGTON	17-10	W	68,568
10/10	at Cleveland	24-14	W	78,138
10/24	INDIANAPOLIS	41-27	W	57,301
10/31	KANSAS CITY	30-10	W	67,765
11/7	at N.Y. Jets	10-27	L	71,306
11/14	at Philadelphia	19-14	W	64,213
11/21	NEW ENGLAND	17-13	W	59,982
11/25	at Dallas	16-14	W	60,198
12/5	N.Y. GIANTS	14-19	L	72,161
12/13	PITTSBURGH	20-21	L	70,232
12/19	BUFFALO	34-47	L	71,597
12/27	at San Diego	20-45	L	60,311
1/2	at New England	27-33(OT)	L	53,883

TEAM STATISTICS	MIA.	OPP.
TOTAL FIRST DOWNS	309	332
By Rushing	85	103
By Passing	207	205
By Penalty	17	24
Third Down: Made/Att.	100/218	103/229
Fourth Down: Made/Att.	8/17	3/10
TOTAL NET YARDS	5812	5150
Average Per Game	363.3	321.9
Total Plays	1030	1061
Average Per Play	5.6	4.9
NET YARDS RUSHING	1459	1665
Average Per Game	91.2	104.1
Total Rushes	419	460
NET YARDS PASSING	4353	3485
Average Per Game	272.1	217.8
Tackled/Yards Lost	30/211	29/197
Gross Yards	4564	3682
Attempts/Completions	581/342	572/350
Completion Percentage	58.9	61.2
Had Intercepted	18	13
PUNTS/AVERAGE	58/39.7	76/41.3
PENALTIES/YARDS	81/663	92/650
FUMBLES/BALL LOST	32/16	30/14
TOUCHDOWNS	40	43
By Rushing	10	12
By Passing	27	26
By Returns	3	5

Score By Quarters	1	2	3	4	OT	Total
DOLPHINS	100	76	85	88	0	349
OPPONENTS	56	126	71	92	6	351

RUSHING	NO.	YDS.	AVG.	LG	TD
Higgs	186	693	3.7	31	3
Kirby	119	390	3.3	20	3
Byars	64	269	4.2	77	3
Mitchell	21	89	4.2	32	0
Parmalee	4	16	4.0	12	0
Saxon	5	13	2.6	9	0
Martin	1	6	6.0	6	0
Pederson	2	-1	-0.5	0	0
DeBerg	4	-4	-1.0	-1	0
Fryar	3	-4	-1.3	2	0
Marino	9	-4	-0.4	4	1
McDuffie	1	-4	-4.0	-4	0
DOLPHINS	419	1459	3.5	77	10
OPPONENTS	460	1665	3.6	65	12

RECEIVING	NO.	YDS.	AVG.	LG	TD
Kirby	75	874	11.7	47	3
Fryar	64	1010	15.8	65	5
Byars	61	613	10.0	27	3
Ingram	44	707	16.1	77	6
K. Jackson	39	613	15.7	57	6
Martin	20	347	17.4	80	3
McDuffie	19	197	10.4	18	0
Higgs	10	72	7.2	15	0
Baty	5	78	15.6	32	1
Miller	2	15	7.5	8	0
Banks	1	26	26.0	26	0
M. Williams	1	11	11.0	11	0
Parmalee	1	1	1.0	1	0

DOLPHINS	342	4564	13.3	80	27
OPPONENTS	350	3682	10.5	54	26

INTERCEPTIONS	NO.	YDS.	AVG.	LG	TD
Brown	5	43	8.6	29	0
Oliver	2	60	30.0	56	1
Vincent	2	29	14.5	23	0
Green	2	0	0.0	0	0
Cox	1	26	26.0	26	0
Hobley	1	17	17.0	17	0

DOLPHINS	13	175	13.5	56	1
OPPONENTS	18	329	18.3	97	2

PUNTING	NO.	YDS.	AVG.	LG	BK
Hatcher	58	2304	39.7	56	0
DOLPHINS	58	2304	39.7	56	0
OPPONENTS	76	3135	41.3	60	1

PUNT RET.	NO.	YDS.	AVG.	LG	TD
McDuffie	28	317	11.3	72	2
Vincent	0	9	-	9	0
DOLPHINS	28	326	11.6	72	2
OPPONENTS	32	359	11.2	64	1

KICKOFF RET.	NO.	YDS.	AVG.	LG	TD
McDuffie	32	755	23.6	48	0
M. Williams	8	180	22.5	39	0
Kirby	4	85	21.3	26	0
Miller	2	22	11.0	16	0
Fryar	1	10	10.0	10	0
Baty	1	7	7.0	7	0
Saxon	1	7	7.0	7	0
Vincent	0	2	-	2	0

DOLPHINS	49	1068	21.8	48	0
OPPONENTS	62	1239	20.0	40	0

SCORING	Ru	Pa	Rt	PAT	FG	S	TP
Stoyanovich	0	0	0	37/37	24/32	0	109
Byars	3	3	0	0	0	0	36
Ingram	0	6	0	0	0	0	36
K. Jackson	0	6	0	0	0	0	36
Kirby	3	3	0	0	0	0	36
Fryar	0	5	0	0	0	0	30
Higgs	3	0	0	0	0	0	18
Martin	0	3	0	0	0	0	18
McDuffie	0	0	2	0	0	0	12
Baty	0	1	0	0	0	0	6
Marino	1	0	0	0	0	0	6
Oliver	0	0	1	0	0	0	6

DOLPHINS	10	27	3	37/40	24/32	0	349
OPPONENTS	12	26	5	40/42	17/27	1	351

FIELD GOALS	1-19	20-29	30-39	40-49	50+
Stoyanovich	2/2	9/10	7/11	4/7	2/2
DOLPHINS	2/2	9/10	7/11	4/7	2/2
OPPONENTS	0/0	3/4	8/11	5/10	1/2

## SACKS

Cross	10.5	Coleman	5.5	Cox	5.0	Hunter	3.0
Veasey	2.0	Klingbeil	1.5	Alexander	1.0	Griggs	0.5

DOLPHINS 29.0, OPPONENTS 30.0

## USUAL STARTERS

### OFFENSE

WR	Irving Fryar (16)
LT	Richmond Webb (16)
LG	Keith Sims (16)
C	Jeff Dellenbach (11)
RG	Bert Weidner (11)
RT	Ron Heller (16)
TE	Keith Jackson (15)
WR	Mark Ingram (16)
QB	Scott Mitchell (7)
	Dan Marino (5)
	Steve DeBerg (4)
RB	Mark Higgs (8)
	Terry Kirby (8)
FB	Keith Byars (16)

### DEFENSE

LDE	Jeff Cross (16)
DT	Larry Webster (9)
	Mike Golic (7)
NT	Chuck Klingbeil (16)
RDE	Marco Coleman (15)
LLB	John Grimsley (9)
	Dwight Hollier (4)
MLB	John Offerdahl (8)
	Dwight Hollier (6)
RLB	Bryan Cox (15)
LCB	Troy Vincent (13)
RCB	J.B. Brown (16)
SS	Jarvis Williams (14)
FS	Louis Oliver (11)

**boldface** indicates Pro Bowl performer

\* indicates rookie

PASSING	ATT.	COMP.	YDS.	PCT.	TD	INT.	LG	SCK/LST	RATING
Mitchell	233	133	1773	57.1	12	8	77	7/49	84.2
DeBerg	188	113	1521	60.1	6	7	47	15/116	81.0
Marino	150	91	1218	60.7	8	3	80	7/42	95.9
Pederson	8	4	41	50.0	0	0	12	1/4	65.1
Byars	2	1	11	50.0	1	0	11	0/0	106.3
DOLPHINS	581	342	4564	58.9	27	18	80	30/211	86.4
OPPONENTS	572	350	3682	61.2	26	13	54	29/197	85.6



# 1994 FINAL STATISTICS (10-6)

DATE	OPPONENT	SCORE	W/L	ATT.
9/4	NEW ENGLAND	39-35	W	71,023
9/11	at Green Bay	24-14	W	55,011
9/18	N.Y. JETS	28-14	W	68,977
9/25	at Minnesota	35-38	L	64,035
10/2	at Cincinnati	23-7	W	55,056
10/9	at Buffalo	11-21	L	79,491
10/16	L.A. RAIDERS	20-17(OT)	W	70,112
10/30	at New England	23-3	W	59,167
11/6	INDIANAPOLIS	22-21	W	71,158
11/13	CHICAGO	14-17	L	64,871
11/20	at Pittsburgh	13-16(OT)	L	59,148
11/27	at N.Y. Jets	28-24	W	75,606
12/4	BUFFALO	31-42	L	69,358
12/12	KANSAS CITY	45-28	W	71,578
12/18	at Indianapolis	6-10	L	58,867
12/25	DETROIT	27-20	W	70,980

TEAM STATISTICS	MIA.	OPP.
TOTAL FIRST DOWNS .....	344	305
By Rushing .....	109	85
By Passing .....	220	195
By Penalty .....	15	25
Third Down: Made/Att. ....	101/219	76/197
Fourth Down: Made/Att. ....	17/25	8/22
TOTAL NET YARDS .....	6078	5224
Average Per Game .....	379.9	326.5
Total Plays .....	1078	1000
Average Per Play .....	5.6	5.2
NET YARDS RUSHING .....	1658	1430
Average Per Game .....	103.6	89.4
Total Rushes .....	433	394
NET YARDS PASSING .....	4420	3794
Average Per Game .....	276.3	237.1
Tackled/Yards Lost .....	18/113	29/160
Gross Yards .....	4533	3954
Attempts/Completions .....	627/392	577/334
Completion Percentage .....	62.5	57.9
Had Intercepted .....	18	23
PUNTS/AVERAGE .....	60/40.2	68/41.7
PENALTIES/YARDS .....	92/747	82/653
FUMBLES/BALL LOST .....	28/14	29/9
TOUCHDOWNS .....	45	42
By Rushing .....	13	14
By Passing .....	31	23
By Returns .....	1	5

Score By Quarters	1	2	3	4	OT	Total
DOLPHINS .....	22	135	105	124	3	389
OPPONENTS .....	85	52	87	100	3	327

RUSHING	NO.	YDS.	AVG.	LG	TD
Parmalee .....	216	868	4.0	47	6
Spikes .....	70	312	4.5	40	2
Kirby .....	60	233	3.9	30	2
Higgs .....	19	68	3.6	21	0
Byars .....	19	64	3.4	12	2
Craver .....	6	43	7.2	19	0
McDuffie .....	5	32	6.4	12	0
Kosar .....	1	17	17.0	17	0
Saxon .....	8	16	2.0	7	0
Gary .....	7	11	1.6	4	0
Marino .....	22	-6	-0.3	10	1
DOLPHINS ....	433	1658	3.8	47	13
OPPONENTS ....	394	1430	3.6	45	14

RECEIVING	NO.	YDS.	AVG.	LG	TD
Fryar .....	73	1270	17.4	54	7
K. Jackson .....	59	673	11.4	35	7

PASSING	ATT.	COMP.	YDS.	PCT.	TD	INT.	LG	SCK/LST	RATING
Marino .....	615	385	4453	62.6	30	17	64t	18/113	89.2
Kosar .....	12	7	80	58.3	1	1	22	0/0	71.5
DOLPHINS .....	627	392	4533	62.5	31	18	64t	18/113	88.8
OPPONENTS .....	577	334	3954	57.9	23	23	83t	29/160	75.6

Byars .....	49	418	8.5	34	5
Ingram .....	44	506	11.5	64t	6
McDuffie .....	37	488	13.2	30	3
Parmalee .....	34	249	7.3	22	1
Saxon .....	27	151	5.6	25	0
Craver .....	24	237	9.9	28	0
M. Williams .....	15	221	14.7	29	0
Kirby .....	14	154	11.0	26	0
Miller .....	6	94	15.7	27	1
Spikes .....	4	16	4.0	9	0
R. Williams .....	2	26	13.0	17	0
Gary .....	2	19	9.5	11	0
Baty .....	2	11	5.5	8	1
DOLPHINS ....	392	4533	11.6	64t	31
OPPONENTS ....	334	3954	11.8	83t	23

INTERCEPTIONS	NO.	YDS.	AVG.	LG	TD
Vincent .....	5	113	22.6	58t	1
Brown .....	3	82	27.3	38	0
Atkins .....	3	24	8.0	18	0
Stewart .....	3	11	3.7	11	0
Braxton .....	2	3	1.5	3	0
Beavers .....	2	0	0.0	0	0
Hollier .....	1	36	36.0	36	0
Veasey .....	1	7	7.0	7	0
Cross .....	1	0	0.0	0	0
Malone .....	1	0	0.0	0	0
Oliver .....	1	0	0.0	0	0
DOLPHINS ....	23	276	12.0	76t	1
OPPONENTS ....	18	190	10.6	28t	1

PUNTING	NO.	YDS.	AVG.	LG	BK
Arnold .....	46	1810	39.3	53	0
Kidd .....	14	602	43.0	58	0
DOLPHINS ....	60	2412	40.2	58	0
OPPONENTS ....	68	2834	41.7	64	0

PUNT RET.	NO.	YDS.	AVG.	LG	TD
McDuffie .....	32	228	7.1	26	0
Miller .....	1	13	13.0	13	0
DOLPHINS ....	33	241	7.3	26	0
OPPONENTS ....	32	324	10.1	75t	1

KICKOFF RET.	NO.	YDS.	AVG.	LG	TD
McDuffie .....	36	767	21.3	46	0
Spikes .....	19	434	22.8	34	0
R. Williams .....	2	25	12.5	15	0
M. Williams .....	2	9	4.5	9	0
Parmalee .....	2	0	0.0	0	0
Braxton .....	1	34	34.0	34	0
Miller .....	1	13	13.0	13	0
Saxon .....	1	12	12.0	12	0
Baty .....	1	0	0.0	0	0
Ingram .....	1	0	0.0	0	0
DOLPHINS ....	66	1294	19.6	46	0
OPPONENTS ....	74	1549	20.9	93t	2

SCORING	Ru	Pa	Rt	PAT	FG	S	2	TP
Stoyanovich .....	0	0	0	35/35	24/31	0	0	0 107
Fryar .....	0	7	0	0	0	0	2	46
K. Jackson .....	0	7	0	0	0	0	1	44
Parmalee .....	6	1	0	0	0	0	1	44
Byars .....	2	5	0	0	0	0	0	42
Ingram .....	0	6	0	0	0	0	0	36
McDuffie .....	0	3	0	0	0	0	0	18
Kirby .....	2	0	0	0	0	0	1	14
Spikes .....	2	0	0	0	0	0	0	12
Baty .....	0	1	0	0	0	0	0	6

Marino .....	1	0	0	0	0	0	0	6
Miller .....	0	1	0	0	0	0	0	6
Vincent .....	0	0	1	0	0	0	0	6
Craver .....	0	0	0	0	0	0	1	2

DOLPHINS	13	31	1	35/35	24/31	0	5	589
OPPONENTS	14	23	5	40/40	11/18	0	1	351

FIELD GOALS	1-19	20-29	30-39	40-49	50+
Stoyanovich .....	1/1	8/8	6/10	8/10	1/2
DOLPHINS .....	1/1	8/8	6/10	8/10	1/2
OPPONENTS .....	3/3	1/1	3/4	4/8	0/2

TWO-POINT CONVERSIONS
Fryar 2, Craver 1, K. Jackson 1, Kirby 1, Parmalee 1

DOLPHINS 6-10, OPPONENTS 1-2
SACKS
Cross 9.5, Coleman 6.0, Bowens 3.0, Cox 3.0, Veasey 2.5, Singleton 2.0, Atkins 1.0, Smith 1.0, TEAM 1.0.

DOLPHINS 29.0, OPPONENTS 18.0
USUAL STARTERS
OFFENSE
WR ..... Irving Fryar (16)
LT ..... Richmond Webb (16)
LG ..... Keith Sims (16)
C ..... Jeff Dellenbach (16)
RG ..... Bert Weidner (14)
RT ..... Ron Heller (16)
TE ..... Keith Jackson (16)
WR ..... Mark Ingram (13)
QB ..... Dan Marino (16)
RB ..... Bernie Parmalee (10)
FB ..... Keith Byars (9)
James Saxon (7)

DEFENSE
LDE ..... Jeff Cross (10)
DT ..... Tim Bowens (15)
NT ..... Chuck Klingbeil (15)
RDE ..... Marco Coleman (16)
LLB ..... Chris Singleton (11)
MLB ..... Bryan Cox (15)
RLB ..... Dwight Hollier (6)
..... Aubrey Beavers (6)
LCB ..... Troy Vincent (12)
RCB ..... J.B. Brown (16)
SS ..... Michael Stewart (16)
FS ..... Gene Atkins (15)

**boldface** indicates Pro Bowl performer  
 \* indicates rookie

# 1995 FINAL STATISTICS (9-7)

DATE	OPPONENT	SCORE	W/L	ATT.
9/3	N.Y. JETS	52-14	W	71,317
9/10	at New England	20-3	W	60,239
9/18	PITTSBURGH	23-10	W	72,874
10/1	at Cincinnati	26-23	W	52,671
10/8	INDIANAPOLIS	24-27(OT)	L	68,471
10/15	at New Orleans	30-33	L	55,628
10/22	at N.Y. Jets	16-17	L	67,228
10/29	BUFFALO	23-6	W	71,060
11/5	at San Diego	24-14	W	61,996
11/12	NEW ENGLAND	17-34	L	70,399
11/20	SAN FRANCISCO	20-44	L	73,080
11/26	at Indianapolis	28-36	L	60,414
12/3	ATLANTA	21-20	W	63,395
12/11	KANSAS CITY	13-6	W	70,321
12/17	at Buffalo	20-23	L	79,531
12/24	at St. Louis	41-22	W	63,876

TEAM STATISTICS	MIA.	OPP.
TOTAL FIRST DOWNS	345	309
By Rushing	98	93
By Passing	225	192
By Penalty	22	24
Third Down: Made/Att.	96/209	68/199
Fourth Down: Made/Att.	10/13	15/32
TOTAL NET YARDS	5716	5244
Average Per Game	357.3	327.8
Total Plays	1034	1000
Average Per Play	5.5	5.2
NET YARDS RUSHING	1506	1675
Average Per Game	94.1	104.7
Total Rushes	413	415
NET YARDS PASSING	4210	3569
Average Per Game	263.1	223.1
Tackled/Yards Lost	29/188	29/178
Gross Yards	4398	3756
Attempts/Completions	592/384	556/327
Completion Percentage	64.9	58.8
Had Intercepted	20	14
PUNTS/AVERAGE	57/42.7	59/41.0
PENALTIES/YARDS	110/907	82/739
FUMBLES/BALL LOST	24/12	30/16
TOUCHDOWNS	46	38
By Rushing	16	7
By Passing	28	30
By Returns	2	1

Score By Quarters	1	2	3	4	OT	Total
DOLPHINS	62	137	93	106	0	398
OPPONENTS	44	105	95	85	3	332

RUSHING	NO.	YDS.	AVG.	LG	TD
Parmalee	236	878	3.7	40	9
Kirby	108	414	3.8	38	4
Spikes	32	126	3.9	17	1
Byars	15	44	2.9	15	1
Kosar	7	19	2.7	14	1
Marino	11	14	1.3	12	0
McDuffie	3	6	2.0	11	0
Wilson	1	5	5.0	5	0
DOLPHINS	413	1506	3.6	40	16
OPPONENTS	415	1675	4.0	44	7

RECEIVING	NO.	YDS.	AVG.	LG	TD
Kirby	66	618	9.4	46	3
Fryar	62	910	14.7	67	8
McDuffie	62	819	13.2	48	8

PASSING	ATT.	COMP.	YDS.	PCT.	TD	INT.	LG	SCK/LST	RATING
Marino	482	309	3668	64.1	24	15	67	22/153	90.8
Kosar	108	74	699	68.5	3	5	31	6/28	76.1
Kirby	1	1	31	100.0	1	0	31	0/0	158.3
McGwire	1	0	0	0.0	0	0	0	1/7	39.6
DOLPHINS	592	384	4398	64.9	28	20	67	29/188	88.8
OPPONENTS	556	327	3756	58.8	30	14	50	29/187	86.7

Byars	51	362	7.1	26	2
Green	43	499	11.6	31	3
Parmalee	39	345	8.8	35	1
Clark	37	525	14.2	42	2
R. Hill	12	260	21.7	58	0
Spikes	5	18	3.6	13	1
R. Williams	3	28	9.3	13	0
M. Williams	2	17	8.5	15	0
Wilson	1	3	3.0	3	0
Marino	1	-6	-6.0	-6	0
DOLPHINS	384	4398	11.5	67	28
OPPONENTS	327	3756	11.5	50	30

INTERCEPTIONS	NO.	YDS.	AVG.	LG	TD
Vincent	5	95	19.0	69	1
Brown	2	20	10.0	20	0
Jackson	1	23	23.0	23	0
Cox	1	12	12.0	12	0
Beavers	1	8	8.0	8	0
Singleton	1	3	3.0	3	0
Atkins	1	0	0.0	0	0
Buckley	1	0	0.0	0	0
Stewart	1	0	0.0	0	0
DOLPHINS	14	161	11.5	69	1
OPPONENTS	20	210	10.5	45	0

PUNTING	NO.	YDS.	AVG.	LG	BK
Kidd	57	2433	42.7	56	0
DOLPHINS	57	2433	42.7	56	0
OPPONENTS	59	2420	41.0	61	0

PUNT RET.	NO.	YDS.	AVG.	LG	TD
McDuffie	24	163	6.8	24	0
DOLPHINS	24	163	6.8	24	0
OPPONENTS	35	265	7.6	27	0

KICKOFF RET.	NO.	YDS.	AVG.	LG	TD
McDuffie	23	564	24.5	47	0
Spikes	18	378	21.0	55	0
R. Hill	12	287	23.9	33	0
R. Williams	2	20	10.0	12	0
S. Hill	1	38	38.0	38	0
Dar Dar	1	22	22.0	22	0
Buckley	1	16	16.0	16	0
Milner	1	13	13.0	13	0
DOLPHINS	59	1338	22.7	55	0
OPPONENTS	85	1782	21.0	62	0

SCORING	Ru	Pa	Rt	PAT	FG	S	2	TP
Stoyanovich	0	0	0	37/37	27/34	0	0	118
Parmalee	9	1	0	0	0	0	0	60
McDuffie	0	8	0	0	0	0	0	150
Fryar	0	8	0	0	0	0	0	48
Kirby	4	3	0	0	0	0	0	42
Green	0	3	0	0	0	0	0	120
Byars	1	2	0	0	0	0	0	18
Clark	0	2	0	0	0	0	0	12
Spikes	1	1	0	0	0	0	0	12
Johnson	0	0	1	0	0	0	0	6
Kosar	1	0	0	0	0	0	0	6
Vincent	0	0	1	0	0	0	0	6
DOLPHINS	16	28	2	37/37	27/34	0	2	398
OPPONENTS	7	30	1	31/33	23/31	1	1	332

FIELD GOALS	1-19	20-29	30-39	40-49	50+
Stoyanovich	1/1	7/9	11/12	6/7	2/5
DOLPHINS	1/1	7/9	11/12	6/7	2/5
OPPONENTS	0/1	10/11	8/9	3/6	2/4

TWO-POINT CONVERSIONS
Green 1, McDuffie 1
DOLPHINS 2-9, OPPONENTS 1-5

SACKS
Cox 7.5, Coleman 6.5, Cross 6.0, T. Armstrong 4.5, Bowers 2.0, Emtman 1.0, Singleton 1.0, Foxx 0.5
DOLPHINS 29.0, OPPONENTS 29.0

USUAL STARTERS
OFFENSE
WR ..... Irving Fryar (16)
LT ..... Richmond Webb (16)
LG ..... Keith Sims (16)
C ..... Tim Ruddy (16)
RG ..... Chris Gray (10)
RT ..... Billy Milner (9)
TE ..... Ron Heller (7)
TE ..... Eric Green (14)
WR ..... O.J. McDuffie (16)
QB ..... Dan Marino (14)
RB ..... Bernie Parmalee (12)
FB ..... Keith Byars (16)

DEFENSE
LDE ..... Jeff Cross (16)
DT ..... Tim Bowers (16)
NT ..... Chuck Klingbeil (15)
RDE ..... Marco Coleman (16)
LLB ..... Chris Singleton (15)
MLB ..... Bryan Cox (16)
RLB ..... Dwight Hollier (14)
LCB ..... Troy Vincent (16)
RCB ..... J.B. Brown (12)
SS ..... Michael Stewart (16)
FS ..... Gene Atkins (11)

**boldface** indicates Pro Bowl performer  
\* indicates rookie

# 1996 FINAL STATISTICS (8-8)

DATE	OPPONENT	SCORE	W/L	ATT.
9/1	NEW ENGLAND	24-10	W	71,542
9/8	at Arizona	38-10	W	55,444
9/15	N.Y. JETS	36-27	W	68,137
9/23	at Indianapolis	6-10	L	60,891
10/6	SEATTLE	15-22	L	59,939
10/13	at Buffalo	21-7	W	79,642
10/20	at Philadelphia	28-35	L	66,240
10/27	DALLAS	10-29	L	75,283
11/3	at New England	23-42	L	58,942
11/10	INDIANAPOLIS	37-13	W	66,623
11/17	at Houston	23-20	W	47,358
11/25	PITTSBURGH	17-24	L	73,489
12/1	at Oakland	7-17	L	50,591
12/8	N.Y. GIANTS	7-17	L	63,889
12/16	BUFFALO	16-14	W	67,016
12/22	at N.Y. Jets	31-28	W	47,271

TEAM STATISTICS	MIA.	OPP.
TOTAL FIRST DOWNS	294	306
By Rushing	92	91
By Passing	173	191
By Penalty	29	24
Third Down: Made/Att.	89/221	65/193
Fourth Down: Made/Att.	8/19	11/24
TOTAL NET YARDS	5165	5191
Average Per Game	322.8	324.4
Total Plays	1000	987
NET YARDS RUSHING	1622	1536
Average Per Game	101.4	96.0
Total Rushes	460	411
NET YARDS PASSING	3543	3655
Average Per Game	221.4	228.4
Tackled/Yards Lost	36/240	37/233
Gross Yards	3783	3888
Attempts/Completions	504/300	539/337
Completion Percentage	59.5	62.5
Had Intercepted	11	20
PUNTS/AVERAGE	78/46.3	75/43.8
PENALTIES/YARDS	111/852	98/786
FUMBLES/BALL LOST	31/13	29/16
TOUCHDOWNS	41	41
By Rushing	14	10
By Passing	22	29
By Returns	5	2

Score By Quarters	1	2	3	4	OT	Total
DOLPHINS	57	120	84	78	0	339
OPPONENTS	72	89	71	93	0	325

RUSHING	NO.	YDS.	AVG.	LG	TD
Abdul-Jabbar	307	1116	3.6	29	11
Spikes	87	316	3.6	49	3
Parmalee	25	80	3.2	17	0
McPhail	6	28	4.7	10	0
Pritchett	7	27	3.9	16	0
Izzo	1	26	26.0	26	0
Erickson	11	16	1.5	12	0
McDuffie	2	7	3.5	7	0
Kosar	1	6	6.0	6	0
Kidd	1	3	3.0	3	0
R. Wilson	1	0	0.0	0	0
Marino	11	-3	-0.3	7	0
DOLPHINS	460	1622	3.5	49	14
OPPONENTS	411	1536	3.7	49	10

RECEIVING	NO.	YDS.	AVG.	LG	TD
McDuffie	74	918	12.4	36	8
Barnett	36	562	15.6	66	3
Pritchett	33	354	10.7	74	2
Drayton	26	320	12.3	51	0
Abdul-Jabbar	23	139	6.0	23	0
R. Hill	21	409	19.5	61	4
Parmalee	21	189	9.0	17	0
McPhail	20	282	14.1	52	0
L. Thomas	10	166	16.6	34	1
Miller	9	116	12.9	22	0
Spikes	8	81	10.1	19	1
Jordan	7	152	21.7	43	0
Byars	5	40	8.0	16	0
Carolan	4	48	12.0	21	1
R. Wilson	2	5	2.5	3	1
Wainright	1	2	2.0	2	1

DOLPHINS	300	3783	12.6	74	22
OPPONENTS	337	3888	11.5	84	29

INTERCEPTIONS	NO.	YDS.	AVG.	LG	TD
Buckley	6	164	27.3	91	1
Oliver	3	110	36.7	60	0
Jackson	3	82	27.3	61	1
Z. Thomas	3	64	21.3	27	1
Wooden	2	15	7.5	15	0
J.B. Brown	1	29	29.0	29	0
Hollier	1	11	11.0	11	0
S. Hill	1	0	0.0	0	0

DOLPHINS	20	475	23.8	91	3
OPPONENTS	11	256	23.3	100	1

PUNTING	NO.	YDS.	AVG.	LG	BK
Kidd	78	3611	46.3	63	0
DOLPHINS	78	3611	46.3	63	0
OPPONENTS	75	3283	43.8	80	2

PUNT RET.	NO.	YDS.	AVG.	LG	TD
McDuffie	22	212	9.6	19	0
Buckley	3	24	8.0	13	0
Miller	1	15	15.0	15	0
DOLPHINS	26	251	9.7	19	0
OPPONENTS	48	368	7.7	26	0

KICKOFF RET.	NO.	YDS.	AVG.	LG	TD
Spikes	28	681	24.3	59	0
McPhail	15	335	22.3	40	0
Dar Dar	7	132	18.9	25	0
Jordan	4	81	20.3	22	0
R. Hill	2	4	2.0	4	0
Buckley	1	48	48.0	48	0
Z. Thomas	1	17	17.0	17	0
R. Wilson	1	12	12.0	12	0
Wainright	1	10	10.0	10	0
DOLPHINS	60	1320	22.0	59	0
OPPONENTS	48	1058	22.0	54	0

SCORING	Ru	Pa	Rt	PAT	FG	S	2	PT
Nedney	0	0	0	36/36	18/29	0	0	89
Abdul-Jabbar	11	0	0	0	0	0	0	66
McDuffie	0	8	0	0	0	0	0	48
R. Hill	0	4	0	0	0	0	0	24
Spikes	3	1	0	0	0	0	0	24
Barnett	0	3	0	0	0	0	0	18
Pritchett	0	2	0	0	0	0	0	12
Buckley	0	0	1	0	0	0	0	6

Carolan	0	1	0	0	0	0	0	6
S. Hill	0	0	1	0	0	0	0	6
Jackson	0	0	1	0	0	0	0	6
Miller	0	0	1	0	0	0	0	6
L. Thomas	0	1	0	0	0	0	0	6
Z. Thomas	0	0	1	0	0	0	0	6
Wainright	0	1	0	0	0	0	0	6
R. Wilson	0	1	0	0	0	0	0	6
Drayton	0	0	0	0	0	0	1	2
DOLPHINS	14	22	5	35/36	18/29	1	1	139
OPPONENTS	10	29	2	38/39	13/17	0	1	135

FIELD GOALS	1-19	20-29	30-39	40-49	50+
Nedney	1/1	7/7	7/11	3/8	0/2
DOLPHINS	1/1	7/7	7/11	3/8	0/2
OPPONENTS	1/1	5/6	5/5	2/5	0/0

TWO-POINT CONVERSIONS
Drayton 1

SACKS
Armstrong 12.0, Stubbs 9.0, Bowens 3.0, Burton 3.0, Emtman 2.0, Z. Thomas 2.0, Jackson 1.5, Bailey 1.0, Gardener 1.0, S. Hill 1.0, Hollier 1.0, Hand 0.5
DOLPHINS 37.0, OPPONENTS 36.0

USUAL STARTERS
WR Fred Barnett (7) Randal Hill (5) Lamar Thomas (3)
LT Richmond Webb (16) LG Keith Sims (15) RG Tim Ruddy (16) C Chris Gray (11) RT James Brown (16) TE Troy Drayton (10) WR O.J. McDuffie (16) QB Dan Marino (13) RB *Karim Abdul-Jabbar (14) FB *Stanley Pritchett (16)

DEFENSE
LDE Trace Armstrong (9) *Shane Burton (6) LDT *Daryl Gardener (12) RDT Tim Bowens (16) RDE Daniel Stubbs (14) LLB Dwight Hollier (15) MLB *Zach Thomas (16) RLB Chris Singleton (13) LCB Terrell Buckley (16) RCB Calvin Jackson (15) SS Louis Oliver (12) FS *Shawn Wooden (7) Gene Atkins (5) Sean Hill (4)

**boldface** indicates Pro Bowl performer  
\* indicates rookie

PASSING	ATT.	COMP.	YDS.	PCT.	TD	INT.	LG	SCK/LST	RATING
Marino	373	221	2795	59.2	17	9	74t	18/131	87.8
Erickson	99	55	780	55.6	4	2	61	11/72	86.3
Kosar	32	24	208	75.0	1	0	20	6/34	102.1
Abdul-Jabbar	0	0	0	0.0	0	0	0	1/3	0.0
DOLPHINS	504	300	3783	59.5	22	11	74t	36/240	88.4
OPPONENTS	539	337	3888	62.5	29	20	84t	37/233	86.7



# 1997 FINAL STATISTICS (9-7)

DATE	OPPONENT	SCORE	W/L	ATT.
8/31	INDIANAPOLIS	16-10	W	70,813
9/7	TENNESSEE	16-13(OT)	W	64,439
9/14	at Green Bay	18-23	L	60,075
9/21	at Tampa Bay	21-31	L	73,314
10/5	KANSAS CITY	17-14	W	71,794
10/12	at N.Y. Jets	31-20	W	75,601
10/19	at New England	24-13	W	64,354
10/27	CHICAGO	33-36(OT)	L	73,156
11/2	at Buffalo	6-9	L	78,011
11/9	N.Y. JETS	24-17	W	73,809
11/17	BUFFALO	30-13	W	74,155
11/23	at New England	24-27	L	59,002
11/30	at Oakland	34-16	W	50,569
12/7	DETROIT	33-30	W	72,266
12/14	at Indianapolis	0-41	L	61,282
12/22	NEW ENGLAND	12-14	L	74,379

TEAM STATISTICS	MIA.	OPP.
TOTAL FIRST DOWNS .....	311	299
By Rushing .....	87	106
By Passing .....	199	176
By Penalty .....	25	17
Third Down: Made/Att. ....	82/217	92/215
Third Down Efficiency .....	37.8	42.8
Fourth Down: Made/Att. ....	13/23	7/18
TOTAL NET YARDS .....	5135	5364
Average Per Game .....	320.9	335.3
Total Plays .....	1028	1004
NET YARDS RUSHING .....	1343	1813
Average Per Game .....	83.9	113.3
Total Rushes .....	430	443
NET YARDS PASSING .....	3792	3551
Average Per Game .....	237.0	221.9
Tackled/Yards Lost .....	22/153	31/231
Gross Yards .....	3945	3782
Attempts/Completions .....	576/332	530/329
Completion Percentage .....	57.6	62.1
Had Intercepted .....	12	6
PUNTS/AVERAGE .....	68/43.6	63/42.5
PENALTIES/YARDS .....	93/783	92/892
FUMBLES/BALL LOST .....	22/8	31/17
TOUCHDOWNS .....	37	36
By Rushing .....	18	9
By Passing .....	16	23
By Returns .....	3	4

Score By Quarters	1	2	3	4	OT	Total
DOLPHINS .....	67	103	49	117	3	339
OPPONENTS .....	43	135	51	95	3	327

RUSHING	NO.	YDS.	AVG.	LG	TD
Abdul-Jabbar .....	283	892	3.2	22	15
Spikes .....	63	180	2.9	14	2
McPhail .....	17	146	8.6	71	1
Parmalee .....	18	59	3.3	12	0
Phillips .....	18	44	2.4	8	0
Jordan .....	3	12	4.0	16	0
Erickson .....	4	8	2.0	4	0
Pritchett .....	3	7	2.3	4	0
Kidd .....	1	4	4.0	4	0
Nealy .....	1	3	3.0	3	0
Potts .....	1	3	3.0	3	0
Marino .....	18	-14	-0.8	1	0

DOLPHINS .....	430	1343	3.1	71	18
OPPONENTS .....	443	1813	4.1	43	9

RECEIVING	NO.	YDS.	AVG.	LG	TD
McDuffie .....	76	943	12.4	55	1

Drayton .....	39	558	14.3	30	4
McPhail .....	34	262	7.7	19	1
Abdul-Jabbar .....	29	261	9.0	36	1
L. Thomas .....	28	402	14.4	26	2
Parmalee .....	28	301	10.8	29	1
Jordan .....	27	471	17.4	44	3
Perriman .....	19	309	16.3	26	1
Barnett .....	17	166	9.8	20	1
Perry .....	11	45	4.1	10	1
Manning .....	7	85	12.1	21	0
Spikes .....	7	70	10.0	24	0
Pritchett .....	5	35	7.0	17	0
Potts .....	3	27	9.0	13	0
Phillips .....	1	6	6.0	6	0
Dotson .....	1	4	4.0	4	0

DOLPHINS .....	332	3945	11.9	55	16
OPPONENTS .....	329	3782	11.5	70	23

INTERCEPTIONS	NO.	YDS.	AVG.	LG	TD
Buckley .....	4	26	6.5	12	0
Teague .....	2	25	12.5	23	0
Wooden .....	2	10	5.0	10	0
Madison .....	1	21	21.0	21	0
Z. Thomas .....	1	10	10.0	10	0

DOLPHINS .....	10	92	9.2	23	0
OPPONENTS .....	12	307	25.6	100	4

PUNTING	NO.	YDS.	AVG.	LG	BK
Kidd .....	52	2247	43.2	58	0
Richardson .....	11	480	43.6	54	0
Mare .....	5	235	47.0	53	0

DOLPHINS .....	68	2962	43.6	58	0
OPPONENTS .....	63	2679	42.5	65	0

PUNT RET.	NO.	YDS.	AVG.	LG	TD
Jordan .....	26	273	10.5	38	0
Buckley .....	4	58	14.5	26	0
McDuffie .....	2	4	2.0	3	0

DOLPHINS .....	32	335	10.5	38	0
OPPONENTS .....	43	323	7.5	25	0

KICKOFF RET.	NO.	YDS.	AVG.	LG	TD
Spikes .....	24	565	23.5	48	0
McPhail .....	15	314	20.9	39	0
C. Harris .....	11	224	20.4	34	0
Ismail .....	8	166	20.8	27	0
Potts .....	1	16	16.0	16	0
Perry .....	1	7	7.0	7	0
Jordan .....	1	6	6.0	6	0
A. Harris .....	1	0	0.0	0	0
Hollier .....	1	0	0.0	0	0

DOLPHINS .....	63	1298	20.6	48	0
OPPONENTS .....	53	1018	19.2	40	0

SCORING	Ru	Pa	Rt	PAT	FG	S	2	TP
Mare .....	0	0	0	33/33	28/36	0	0	117
Abdul-Jabbar .....	15	1	0	0/0	0/0	0	0	96
Drayton .....	0	4	0	0/0	0/0	0	0	24
Jordan .....	0	3	0	0/0	0/0	0	0	18
McDuffie .....	0	1	1	0/0	0/0	0	0	12
McPhail .....	1	1	0	0/0	0/0	0	0	12
Spikes .....	2	0	0	0/0	0/0	0	0	12
L. Thomas .....	0	2	0	0/0	0/0	0	0	12
Barnett .....	0	1	0	0/0	0/0	0	0	6
Bowens .....	0	0	1	0/0	0/0	0	0	6
Buckley .....	0	0	1	0/0	0/0	0	0	6
Parmalee .....	1	0	0	0/0	0/0	0	0	6
Perriman .....	0	1	0	0/0	0/0	0	0	6

Perry .....	0	1	0	0/0	0/0	0	0	6
-------------	---	---	---	-----	-----	---	---	---

DOLPHINS .....	18	16	3	33/33	28/36	0	0	339
OPPONENTS .....	9	23	4	30/32	25/35	1	2	327

FIELD GOALS	1-19	20-29	30-39	40-49	50+
-------------	------	-------	-------	-------	-----

Mare .....	2/2	14/15	8/10	3/6	1/3
------------	-----	-------	------	-----	-----

DOLPHINS .....	22	14/15	8/10	3/6	1/3
OPPONENTS .....	0/0	11/11	9/12	4/9	1/3

TWO-POINT CONVERSIONS
-----------------------

DOLPHINS 0-4, OPPONENTS 2-4
-----------------------------

SACKS
-------

Armstrong 5.5, Bowens 5.0, Rodgers 5.0, Taylor 5.0, Burton 4.0, Wilson 2.0, Gardener 1.5, A. Harris 1.0, Stubbs 1.0, Jackson 0.5, Z. Thomas 0.5.
---

DOLPHINS 31.0, OPPONENTS 22.0
-------------------------------

USUAL STARTERS
----------------

OFFENSE
---------

WR .....	Lamar Thomas (6)
	Fred Barnett (5)
	Brett Perriman (5)
LT .....	Richmond Webb (16)
LG .....	Jeff Buckley (12)
C .....	Tim Ruddy (15)
RG .....	Everett McIver (14)
RT .....	James Brown (16)
TE .....	Troy Drayton (15)
WR .....	O.J. McDuffie (16)
QB .....	Dan Marino (16)
RB .....	Karim Abdul-Jabbar (14)
FB .....	Stanley Pritchett (5)
	Bernie Parmalee (4)
	Ed Perry - TE (4)

DEFENSE
---------

LDE .....	Trace Armstrong (16)
LDT .....	Tim Bowens (16)
RDT .....	Daryl Gardener (16)
RDE .....	Jason Taylor (11)
LLB .....	Anthony Harris (14)
MLB .....	Zach Thomas (15)
RLB .....	Derrick Rodgers (14)
LCB .....	Terrell Buckley (15)
RCB .....	Calvin Jackson (11)
SS .....	Shawn Wooden (15)
FS .....	Corey Harris (6)
	George Teague (6)
	Calvin Jackson (4)

\* indicates rookie

PASSING	ATT.	COMP.	YDS.	PCT.	TD	INT.	LG	SCK/LST	RATING
Marino .....	548	319	3780	58.2	16	11	55	20/132	80.7
Erickson .....	28	13	165	46.4	0	1	27	2/21	50.4
DOLPHINS .....	576	332	3945	57.6	16	12	55	22/153	79.2
OPPONENTS .....	530	329	3782	62.1	23	10	70	31/231	90.1

# 1998 FINAL STATISTICS (10-6)

DATE	OPPONENT	SCORE	W/L	ATT.
9/6	at Indianapolis	24-15	W	60,587
9/13	BUFFALO	13-7	W	73,097
9/20	PITTSBURGH	21-0	W	73,948
10/4	at N.Y. Jets	9-20	L	75,257
10/12	at Jacksonville	21-28	L	74,051
10/18	ST. LOUIS	14-0	W	65,418
10/25	NEW ENGLAND	12-9 (OT)	W	73,973
11/1	at Buffalo	24-30	L	79,011
11/8	INDIANAPOLIS	27-14	W	73,400
11/15	at Carolina	13-9	W	67,887
11/23	at New England	23-26	L	58,729
11/29	NEW ORLEANS	30-10	W	73,216
12/6	at Oakland	27-17	W	61,254
12/13	N.Y. JETS	16-21	L	74,369
12/21	DENVER	31-21	W	74,363
12/27	at Atlanta	16-38	L	69,753

TEAM STATISTICS	MIA.	OPP.
TOTAL FIRST DOWNS .....	269	257
By Rushing .....	73	75
By Passing .....	176	148
By Penalty .....	20	34
Third Down: Made/Att. ....	81/226	70/213
Third Down Efficiency .....	35.8	32.9
Fourth Down: Made/Att. ..	6/12	6/11
TOTAL NET YARDS .....	4930	4435
Average Per Game .....	308.1	277.2
Total Plays .....	1028	944
NET YARDS RUSHING .....	1535	1511
Average Per Game .....	95.9	94.4
Total Rushes .....	458	395
NET YARDS PASSING .....	3395	2924
Average Per Game .....	212.2	182.8
Tackled/Yards Lost .....	24/187	45/270
Gross Yards .....	3582	3194
Attempts/Completions .....	546/316	504/252
Completion Percentage ..	57.9	50.0
Had Intercepted .....	16	29
PUNTS/AVERAGE .....	97/41.9	88/45.3
PENALTIES/YARDS .....	106/864	97/875
FUMBLES/BALL LOST .....	25/12	25/7
TOUCHDOWNS .....	37	28
By Rushing .....	10	6
By Passing .....	23	17
By Returns .....	4	5

Score By Quarters	1	2	3	4	OT	Total
DOLPHINS .....	54	115	61	88	3	321
OPPONENTS .....	51	70	44	100	0	265

RUSHING	NO.	YDS.	AVG.	LG	TD
Abdul-Jabbar ..	270	960	3.6	45	6
Avery .....	143	503	3.5	44	2
Parmalee .....	8	20	2.5	10	0
Pritchett .....	6	19	3.2	11	1
Moore .....	4	12	3.0	4	0
McDuffie .....	3	11	3.7	5	0
Lusk .....	1	7	7.0	7	0
Doxzon .....	2	6	3.0	3	0
Marino .....	21	-3	-0.1	10	1
DOLPHINS .....	458	1535	3.4	45	10
OPPONENTS .....	395	1511	3.8	77	6

RECEIVING	NO.	YDS.	AVG.	LG	TD
McDuffie .....	90	1050	11.7	61	7
Gadsden .....	48	713	14.9	50	7
L. Thomas .....	43	603	14.0	56	5
Drayton .....	30	334	11.1	35	3

Perry .....	25	255	10.2	46	0
Parmalee .....	21	221	10.5	23	0
Abdul-Jabbar ..	21	102	4.9	18	0
Pritchett .....	17	97	5.7	24	0
Avery .....	10	67	6.7	19	1
Jacquet .....	8	122	15.3	29	0
Jordan .....	2	17	8.5	9	0
Moore .....	1	1	1.0	1	0

DOLPHINS .....	316	3582	11.3	61	23
OPPONENTS .....	252	3194	12.7	62	17

INTERCEPTIONS	NO.	YDS.	AVG.	LG	TD
Buckley .....	8	157	19.6	61	1
Madison .....	8	114	14.3	35	0
Walker .....	4	12	3.0	7	0
Z. Thomas .....	3	21	7.0	17	2
Jones .....	2	14	7.0	14	1
Surtain .....	2	1	0.5	1	0
Wilson .....	1	0	0.0	0	0
Gardener .....	1	-1	-1.0	-1	0

DOLPHINS .....	29	318	11.0	61	4
OPPONENTS .....	16	365	22.8	87	2

PUNTING	NO.	YDS.	AVG.	LG	BK
Wilmsmeyer ..	93	3949	42.5	57	1
Mare .....	3	115	38.3	43	0

DOLPHINS .....	97	4064	41.9	57	1
OPPONENTS .....	88	3986	45.3	73	0

PUNT RET.	NO.	YDS.	AVG.	LG	TD
Buckley .....	29	354	12.2	35	0
McDuffie .....	12	141	11.8	39	0
Jordan .....	5	47	9.4	24	0

DOLPHINS .....	46	542	11.8	39	0
OPPONENTS .....	43	339	7.9	40	0

KICKOFF RET.	NO.	YDS.	AVG.	LG	TD
Avery .....	43	1085	25.2	55	0
Marion .....	6	109	18.2	28	0
Jacquet .....	4	103	25.8	37	0

DOLPHINS .....	53	1297	24.5	55	0
OPPONENTS .....	56	1227	21.9	95	1

SCORING	Ru	Pa	Rt	PAT	FG	S	2	TP
Mare .....	0	0	0	33/34	22/27	0	0	99
Gadsden ..	0	7	0	0	0	0	0	42
McDuffie ..	0	7	0	0	0	0	0	42
Abdul-Jabbar	6	0	0	0	0	0	0	36
L. Thomas	0	5	0	0	0	0	0	30
Avery .....	2	1	0	0	0	0	0	18
Drayton ..	0	3	0	0	0	0	0	18
Z. Thomas	0	0	2	0	0	0	0	12
Buckley ..	0	0	1	0	0	0	0	6
Jones .....	0	0	1	0	0	0	0	6
Marino .....	1	0	0	0	0	0	0	6
Pritchett ..	1	0	0	0	0	0	0	6
DOLPHINS	10	23	4	33/34	22/27	0	0	321
OPPONENTS	6	17	5	24/24	23/32	0	2	265

FIELD GOALS	1-19	20-29	30-39	40-49	50+
Mare .....	0/0	12/13	5/5	5/7	0/2
DOLPHINS .....	0/0	12/13	5/5	5/7	0/2
OPPONENTS ..	0/1	8/8	5/6	8/15	2/2

TWO-POINT CONVERSIONS
DOLPHINS 0-3, OPPONENTS 2-4

PASSING	ATT.	COMP.	YDS.	PCT.	TD	INT.	LG	SCK/LST	RATING
Marino .....	537	310	3497	57.7	23	15	61	23/178	80.0
Huard .....	9	6	85	66.7	0	1	24	1/9	57.4
DOLPHINS .....	546	316	3582	57.9	23	16	61	24/187	79.5
OPPONENTS .....	504	252	3194	50.0	17	29	62	45/270	57.4

SACKS
Armstrong 10.5, Taylor 9.0, Bromell 8.0, Jones 5.0, Rodgers 2.5, Burton 2.0, Mixon 2.0, Z. Thomas 2.0, Gardener 1.0, Jackson 1.0, Madison 1.0, TEAM 1.0.

DOLPHINS 45.0, OPPONENTS 24.0

USUAL STARTERS	
OFFENSE	
WR .....	Oronde Gadsden (12)
LT .....	Richmond Webb (9)
	Brent Smith (7)
LG .....	Mark Dixon (10)
C .....	Tim Ruddy (16)
RG .....	Kevin Donnalley (14)
RT .....	James Brown (16)
TE .....	Troy Drayton (15)
WR .....	O.J. McDuffie (16)
QB .....	Dan Marino (16)
RB .....	Karim Abdul-Jabbar (15)
FB .....	Stanley Pritchett (12)

DEFENSE	
LDE .....	*Kenny Mixon (16)
LDT .....	<b>Tim Bowens (16)</b>
RDT .....	Daryl Gardener (16)
RDE .....	Jason Taylor (15)
LLB .....	Derrick Rodgers (16)
MLB .....	Zach Thomas (16)
RLB .....	Robert Jones (16)
LCB .....	Terrell Buckley (16)
RCB .....	Sam Madison (16)
SS .....	Calvin Jackson (15)
FS .....	Brock Marion (16)

**boldface** indicates Pro Bowl performer  
\* indicates rookie

# 1999 FINAL STATISTICS (9-7)

DATE	OPPONENT	SCORE	W/L	ATT.
9/13	at Denver	38-21	W	75,623
9/19	ARIZONA	19-16	W	73,618
10/4	BUFFALO	18-23	L	74,073
10/10	at Indianapolis	34-31	W	56,810
10/17	at New England	31-30	W	60,006
10/24	PHILADELPHIA	16-13	W	73,975
10/31	at Oakland	16-9	W	61,556
11/7	TENNESSEE	17-0	W	74,109
11/14	at Buffalo	3-23	L	72,810
11/21	NEW ENGLAND	27-17	W	74,295
11/25	at Dallas	0-20	L	64,328
12/5	INDIANAPOLIS	34-37	L	74,096
12/12	at N.Y. Jets	20-28	L	78,246
12/19	SAN DIEGO	12-9	W	73,765
12/27	N.Y. JETS	31-38	L	74,230
1/2	at Washington	10-21	L	78,106

TEAM STATISTICS	MIA.	OPP.
TOTAL FIRST DOWNS	287	252
By Rushing	81	79
By Passing	188	145
By Penalty	18	28
Third Down: Made/Att.	80/236	60/208
Third Down Efficiency	33.9	28.8
Fourth Down: Made/Att.	8/14	8/16
TOTAL NET YARDS	4938	4404
Average Per Game	308.6	275.3
Total Plays	1071	936
NET YARDS RUSHING	1453	1476
Average Per Game	90.8	92.3
Total Rushes	445	413
NET YARDS PASSING	3485	2928
Average Per Game	217.8	183.0
Tackled/Yards Lost	37/251	39/240
Gross Yards	3736	3168
Attempts/Completions	589/329	484/256
Completion Percentage	55.9	52.9
Had Intercepted	21	18
PUNTS/AVERAGE	81/41.0	85/41.1
PENALTIES/YARDS	111/936	80/708
FUMBLES/BALL LOST	23/13	19/10
TOUCHDOWNS	30	35
By Rushing	8	6
By Passing	20	19
By Returns	2	10

Score By Quarters	1	2	3	4	OT	Total
DOLPHINS	50	106	58	112	0	326
OPPONENTS	73	83	75	105	0	336

RUSHING	NO.	YDS.	AVG.	LG	TD
Johnson	164	558	3.4	34	4
Collins	131	414	3.2	251	2
Pritchett	47	158	3.4	25	1
Huard	28	124	4.4	25	0
Denson	28	98	3.5	20	0
Abdul-Jabbar	28	95	3.4	12	1
Konrad	9	16	1.8	5	0
Jacquet	1	4	4.0	4	0
Zolak	2	-2	-1.0	-1	0
Marino	6	-6	-1.0	0	0
Martin	1	-6	-6.0	-6	0
DOLPHINS	445	1453	3.3	34	8
OPPONENTS	413	1476	3.6	43	6

RECEIVING	NO.	YDS.	AVG.	LG	TD
-----------	-----	------	------	----	----

PASSING	ATT.	COMP.	YDS.	PCT.	TD	INT.	LG	SCK/LST	RATING
Marino	369	204	2448	55.3	12	17	62	9/66	67.4
Huard	216	125	1288	57.9	8	4	69t	28/185	79.8
Zolak	4	0	0	0.0	0	0	0	0/0	39.6
DOLPHINS	589	329	3736	55.9	20	21	69t	37/251	71.5
OPPONENTS	484	256	3168	52.9	19	18	68t	39/240	71.0

Martin	67	1037	15.5	69t	5
Gadsden	48	803	16.7	62	6
McDuffie	43	516	12.0	34	2
Pritchett	43	312	7.3	30	4
Konrad	34	251	7.4	25	1
Drayton	32	299	9.3	26	1
Green	18	234	13.0	27	0
Johnson	15	100	6.7	17	0
Goodwin	8	55	6.9	14	0
Collins	6	32	5.3	12	0
Denson	4	28	7.0	10	0
Abdul-Jabbar	4	25	6.3	14	0
Perry	3	8	2.7	5	1
McKenzie	2	18	9.0	13	0
Jacquet	1	18	18.0	18	0
Huard	1	0	0.0	0	0
DOLPHINS	329	3736	11.4	69t	20
OPPONENTS	256	3168	12.4	68t	19

INTERCEPTIONS	NO.	YDS.	AVG.	LG	TD
Madison	7	164	23.4	42	1
Buckley	3	3	1.0	18	0
Marion	2	30	15.0	28	0
Surtain	2	28	14.0	28	0
Wilson	1	13	13.0	13	0
Rodgers	1	5	5.0	5	0
Taylor	1	0	0.0	0	0
Z. Thomas	1	0	0.0	0	0
DOLPHINS	18	243	13.5	42	1
OPPONENTS	21	567	27.0	98t	7

PUNTING	NO.	YDS.	AVG.	LG	BK
Hutton	73	2978	40.8	63	0
Bartholomew	7	308	44.0	51	0
Mare	1	36	36.0	36	0
DOLPHINS	81	3322	41.0	63	0
OPPONENTS	85	3495	41.1	57	0

PUNT RET.	NO.	YDS.	AVG.	LG	TD
Jacquet	28	351	12.5	45	0
Buckley	8	13	1.6	8	0
McDuffie	7	62	8.9	21	0
Preston	1	6	6.0	6	0
DOLPHINS	44	432	9.8	45	0
OPPONENTS	42	424	10.1	43	0

KICKOFF RET.	NO.	YDS.	AVG.	LG	TD
Marion	62	1524	24.6	93	0
Wilson	3	50	16.7	23	0
Avery	2	55	27.5	33	0
Johnson	2	26	13.0	19	0
Jacquet	1	26	26.0	26	0
McDuffie	1	17	17.0	17	0
Z. Thomas	1	15	15.0	15	0
DOLPHINS	72	1713	23.8	93	0
OPPONENTS	58	1282	22.1	97t	1

SCORING	Ru	Pa	Rt	PAT	FG	S	2	TP
Mare	0	0	0	27/27	39/46	0	0	144
Gadsden	0	6	0	0/0	0/0	0	0	36
Martin	0	5	0	0/0	0/0	0	0	30
Pritchett	1	4	0	0/0	0/0	0	0	30
Johnson	4	0	0	0/0	0/0	0	0	24
Collins	2	0	0	0/0	0/0	0	0	12
McDuffie	0	2	0	0/0	0/0	0	0	12
Madison	0	0	1	0/0	0/0	1	0	8
Abdul-Jabbar	1	0	0	0/0	0/0	0	0	6
Drayton	0	1	0	0/0	0/0	0	0	6

Konrad	0	1	0	0/0	0/0	0	0	6
Perry	0	1	0	0/0	0/0	0	0	6
Taylor	0	0	1	0/0	0/0	0	0	6

DOLPHINS	8	20	2	27/27	39/46	10/3	326
OPPONENTS	6	19	10	33/35	31/40	0/0	336

FIELD GOALS	1-19	20-29	30-39	40-49	50+
-------------	------	-------	-------	-------	-----

Mare	1/1	9/9	17/17	9/14	3/5
------	-----	-----	-------	------	-----

DOLPHINS	1/1	9/9	17/17	9/14	3/5
OPPONENTS	0/0	6/6	10/14	12/16	3/4

TWO-POINT CONVERSIONS
-----------------------

DOLPHINS 0-3, OPPONENTS 0-0
-----------------------------

SACKS
-------

Owens 8.5, Armstrong 7.5, Bromell 5.0, Gardener 5.0, Wilson 3.0, Taylor 2.5, Surtain 2.0, Bowens 1.5, Buckley 1.0, Jackson 1.0, Marion 1.0, Z. Thomas 1.0.
--

DOLPHINS 39.0, OPPONENTS 37.0
-------------------------------

USUAL STARTERS
----------------

OFFENSE
WR ..... Tony Martin (13)
LT ..... Richmond Webb (14)
LG ..... Mark Dixon (13)
C ..... Tim Ruddy (16)
RG ..... Kevin Donnalley (9)
..... Kevin Gogan (7)
RT ..... James Brown (14)
TE ..... Troy Drayton (13)
WR ..... O.J. McDuffie (10)
..... Oronde Gadsden (6)
QB ..... Dan Marino (11)
RB ..... *Cecil Collins (6)
..... *J.J. Johnson (4)
FB ..... *Rob Konrad (9)
..... Stanley Pritchett (5)

DEFENSE
LDE ..... Rich Owens (12)
LDT ..... Tim Bowens (15)
RDT ..... Daryl Gardener (15)
RDE ..... Jason Taylor (15)
LLB ..... Derrick Rodgers (15)
MLB ..... Zach Thomas (16)
RLB ..... Robert Jones (15)
LCB ..... Terrell Buckley (11)
RCB ..... Sam Madison (16)
SS ..... Calvin Jackson (10)
FS ..... Brock Marion (16)

**boldface** indicates Pro Bowl performer  
\* indicates rookie



# 2000 FINAL STATISTICS (11-5)

DATE	OPPONENT	SCORE	W/L	ATT.
9/3	SEATTLE	23-0	W	72,949
9/10	at Minnesota	7-13	L	64,112
9/17	BALTIMORE	19-6	W	73,464
9/24	NEW ENGLAND	10-3	W	73,444
10/1	at Cincinnati	31-16	W	61,535
10/8	BUFFALO	22-13	W	73,901
10/23	at N.Y. Jets	37-40(OT)	L	78,389
10/29	GREEN BAY	28-20	W	73,740
11/5	at Detroit	23-8	W	77,813
11/12	at San Diego	17-7	W	56,896
11/19	N.Y. JETS	3-20	L	74,320
11/26	at Indianapolis	17-14	W	56,935
12/3	at Buffalo	33-6	W	73,002
12/10	TAMPA BAY	13-16	L	74,307
12/17	INDIANAPOLIS	13-20	L	73,884
12/24	at New England	27-24	W	60,292

TEAM STATISTICS	MIA.	OPP.
TOTAL FIRST DOWNS .....	251	289
By Rushing .....	104	92
By Passing .....	122	156
By Penalty .....	25	41
Third Down: Made/Att. ....	75/214	70/211
Third Down Efficiency .....	35.0	33.2
Fourth Down: Made/Att. ....	4/6	8/15
TOTAL NET YARDS .....	4461	4636
Average Per Game .....	278.8	289.8
Total Plays .....	945	995
NET YARDS RUSHING .....	1894	1736
Average Per Game .....	118.4	108.5
Total Rushes .....	496	417
NET YARDS PASSING .....	2567	2900
Average Per Game .....	160.4	181.3
Tackled/Yards Lost .....	28/153	48/270
Gross Yards .....	2720	3170
Attempts/Completions. ....	421/243	530/282
Completion Percentage .....	57.7	53.2
Had Intercepted .....	17	28
PUNTS/AVERAGE .....	92/42.1	87/40.6
PENALTIES/YARDS .....	115/920	86/793
FUMBLES/BALL LOST .....	12/9	30/13
TOUCHDOWNS .....	34	23
By Rushing .....	16	9
By Passing .....	15	13
By Returns .....	3	1

Score By Quarters	1	2	3	4	OT	Total
DOLPHINS .....	67	109	90	57	0	323
OPPONENTS .....	50	57	9	107	3	226

RUSHING	NO.	YDS.	AVG.	LG	TD
L. Smith .....	309	1139	3.7	68	14
Fiedler .....	54	267	4.9	30	1
Johnson .....	50	168	3.4	16	1
T. Thomas .....	28	136	4.9	25	0
Denson .....	31	108	3.5	12	0
Izzo .....	1	39	39.0	39	0
Konrad .....	15	39	2.6	5	0
Shepherd .....	4	3	0.8	14	0
Emanuel .....	3	-2	-0.7	0	0
McDuffie .....	1	-3	-3.0	-3	0
DOLPHINS ....	496	1894	3.8	68	16
OPPONENTS .....	417	1736	4.2	45	9

RECEIVING	NO.	YDS.	AVG.	LG	TD
Gadsden .....	56	786	14.0	61	6

Shepherd .....	35	446	12.7	46	4
L. Smith .....	31	201	6.5	28	2
Marlin .....	26	393	15.1	44	0
T. Thomas .....	16	117	7.3	15	1
McDuffie .....	14	143	10.2	24	0
Denson .....	14	105	7.5	28	0
Konrad .....	14	83	5.9	18	0
Weaver .....	10	179	17.9	41	0
Johnson .....	10	61	6.1	11	0
Emanuel .....	7	132	18.9	53	1
Goodwin .....	6	36	6.0	9	1
Ogden .....	2	24	12.0	12	0
Dyer .....	2	14	7.0	13	0

DOLPHINS ....	243	2720	11.2	61	15
OPPONENTS .....	282	3170	11.2	59	13

INTERCEPTIONS	NO.	YDS.	AVG.	LG	TD
Walker .....	7	80	11.4	31	0
Madison .....	5	80	16.0	34	0
Marion .....	5	72	14.4	24	0
Surtain .....	5	55	11.0	43	0
Wilson .....	1	19	19.0	19	0
Jeffries .....	1	3	3.0	3	0
Taylor .....	1	2	2.0	2	0
Bowens .....	1	0	0.0	0	0
Shaw .....	1	0	0.0	0	0
Z. Thomas .....	1	0	0.0	0	0
DOLPHINS ....	28	311	11.1	43	0
OPPONENTS .....	17	102	6.0	32	1

PUNTING	NO.	YDS.	AVG.	LG	BK
Turk .....	92	3870	42.1	70	0
DOLPHINS .....	92	3870	42.1	70	0
OPPONENTS .....	87	3532	40.6	65	1

PUNT RET.	NO.	YDS.	AVG.	LG	TD
Ogden .....	19	323	17.0	81	1
Shepherd .....	15	164	10.9	32	0
Kelly .....	5	31	6.2	10	0
McDuffie .....	0	0	-	-	0
DOLPHINS ....	39	518	13.3	81	1
OPPONENTS .....	36	258	7.2	40	0

KICKOFF RET.	NO.	YDS.	AVG.	LG	TD
Denson .....	20	495	24.8	56	0
Marion .....	22	513	23.3	47	0
Williams .....	3	64	21.3	24	0
Johnson .....	2	26	13.0	26	0
Goodwin .....	2	6	3.0	6	0
Weaver .....	1	15	15.0	15	0
Shepherd .....	1	14	14.0	14	0
DOLPHINS ....	51	1133	22.2	56	0
OPPONENTS .....	68	1260	18.5	37	0

SCORING	Ru	Pa	Rt	PAT	FG	S	2	TP
Mare .....	0	0	0	33/34	28/31	0	0	117
L. Smith .....	14	2	0	0/0	0/0	0	0	96
Gadsden .....	0	6	0	0/0	0/0	0	0	36
Shepherd .....	0	4	0	0/0	0/0	0	0	24
Emanuel .....	0	1	0	0/0	0/0	0	0	6
Fiedler .....	1	0	0	0/0	0/0	0	0	6
Goodwin .....	0	1	0	0/0	0/0	0	0	6
Johnson .....	1	0	0	0/0	0/0	0	0	6
Madison .....	0	0	1	0/0	0/0	0	0	6
Ogden .....	0	0	1	0/0	0/0	0	0	6
Taylor .....	0	0	1	0/0	0/0	0	0	6
T. Thomas .....	0	1	0	0/0	0/0	0	0	6

Haley .....	0	0	0	0/0	0/0	1	0	2
DOLPHINS	16	15	3	33/34	28/31	1	0	323
OPPONENTS	9	13	1	20/20	22/30	0	1	226

FIELD GOALS	1-19	20-29	30-39	40-49	50+
Mare .....	0/0	7/8	9/10	12/13	0/0

DOLPHINS .....	0/0	7/8	9/10	12/13	0/0
OPPONENTS .....	0/0	4/4	10/12	7/9	1/5

TWO-POINT CONVERSIONS
DOLPHINS 0-0, OPPONENTS 1-3

SACKS
Armstrong 16.5, Taylor 14.5, Bowens 2.5, Gardener 2.5, Mixon 2.5, Bromell 2.0, Walker 2.0, Haley 1.5, Z. Thomas 1.5, Surtain 1.0, Owens 0.5, Rodgers 0.5, Wilson 0.5.
DOLPHINS 48.0, OPPONENTS 28.0

USUAL STARTERS	
OFFENSE	
WR .....	Leslie Shepherd (11)
LT .....	Richmond Webb (14)
LG .....	Mark Dixon (15)
C .....	<b>Tim Ruddy</b> (16)
RG .....	Kevin Donnalley (16)
RT .....	Todd Wade (16)
TE .....	Hunter Goodwin (16)
WR .....	Oronde Gadsden (16)
QB .....	Jay Fiedler (15)
RB .....	Lamar Smith (15)
FB .....	Rob Konrad (13)

DEFENSE	
LDE .....	Kenny Mixon (13)
LDT .....	Tim Bowens (15)
RDT .....	Daryl Gardener (10)
RDE .....	<b>Jason Taylor</b> (16)
LLB .....	Derrick Rodgers (14)
MLB .....	<b>Zach Thomas</b> (11)
RLB .....	Robert Jones (14)
LCB .....	Patrick Surtain (16)
RCB .....	<b>Sam Madison</b> (16)
SS .....	Brian Walker (16)
FS .....	<b>Brock Marion</b> (16)

**boldface** indicates Pro Bowl performer  
 \* indicates rookie

PASSING	ATT.	COMP.	YDS.	PCT.	TD	INT.	LG	SCK/LST	RATING
Fiedler .....	357	204	2402	57.1	14	14	61	23/129	74.5
Huard .....	63	39	318	61.9	1	3	29	4/22	60.2
L. Smith .....	1	0	0	0.00	0	0	0	0/0	39.6
T. Thomas .....	0	0	0	0.00	0	0	0	1/2	-
DOLPHINS .....	421	243	2720	57.7	15	17	61	28/153	72.2
OPPONENTS .....	530	282	3170	53.2	13	28	59	48/270	57.5

# 2001 FINAL STATISTICS (11-5)

DATE	OPPONENT	SCORE	W/L	ATT.
9/9	at Tennessee	31-23	W	68,798
9/23	OAKLAND	18-15	W	73,404
9/30	at St. Louis	10-42	L	66,046
10/7	NEW ENGLAND	30-10	W	73,024
10/14	at New York Jets	17-21	L	78,823
10/28	at Seattle	24-20	W	59,108
11/4	CAROLINA	23-6	W	72,597
11/11	at Indianapolis	27-24	W	57,127
11/18	NEW YORK JETS	0-24	L	74,259
11/25	at Buffalo	34-27	W	73,063
12/2	DENVER	21-10	W	73,938
12/10	INDIANAPOLIS	41-6	W	73,858
12/16	at San Francisco	0-21	L	68,223
12/22	at New England	13-20	L	60,292
12/30	ATLANTA	21-14	W	73,619
1/6	BUFFALO	34-7	W	73,428

TEAM STATISTICS	MIA.	OPP.
TOTAL FIRST DOWNS .....	263	283
By Rushing .....	95	97
By Passing .....	154	148
By Penalty .....	14	38
Third Down: Made/Att. ....	89/215	70/201
Third Down Efficiency ....	41.4	34.8
Fourth Down: Made/Att. ....	9/14	6/15
TOTAL NET YARDS .....	4821	4608
Average Per Game .....	301.3	288.0
Total Plays .....	953	957
NET YARDS RUSHING .....	1664	1779
Average Per Game .....	104.0	111.2
Total Rushes .....	473	453
NET YARDS PASSING .....	3157	2829
Average Per Game .....	197.3	176.8
Tackled/Yards Lost .....	27/178	37/230
Gross Yards .....	3335	3059
Attempts/Completions .....	453/275	467/262
Completion Percentage .....	60.7	56.1
Had Intercepted .....	19	17
PUNTS/AVERAGE .....	81/41.0	86/44.1
PENALTIES/YARDS .....	107/914	82/623
FUMBLES/BALL LOST .....	26/19	27/11
TOUCHDOWNS .....	41	35
By Rushing .....	14	9
By Passing .....	20	22
By Returns .....	7	4

Score By Quarters	1	2	3	4	OT	Total
DOLPHINS .....	65	110	27	142	0	344
OPPONENTS .....	58	91	86	55	0	290

RUSHING	NO.	YDS.	AVG.	LG	TD
L. Smith .....	313	968	3.1	25	6
Fiedler .....	73	321	4.4	26	4
Minor .....	59	281	4.8	56	2
McKnight .....	6	39	6.5	18	0
J. Johnson .....	5	22	4.4	9	0
Konrad .....	5	22	4.4	18	1
Ward .....	2	21	10.5	16	0
Lucas .....	8	6	0.8	3	1
Mare .....	1	-5	-5.0	-5	0
Chambers .....	1	-11	-11.0	-11	0
DOLPHINS ....	473	1664	3.5	56	14
OPPONENTS .....	453	1779	3.9	44	9

RECEIVING	NO.	YDS.	AVG.	LG	TD
McKnight .....	55	684	12.4	40	3
Gadsden .....	55	674	12.3	61	3
Chambers .....	48	883	18.4	74	7

PASSING	ATT.	COMP.	YDS.	PCT.	TD	INT.	LG	SCK/LST	RATING
Fiedler .....	450	273	3290	60.7	20	19	74	27/178	80.3
Lucas .....	3	2	45	66.7	0	0	28	0/0	109.7
DOLPHINS .....	453	275	3335	60.7	20	19	74	27/178	80.6
OPPONENTS ....	467	262	3059	56.1	22	17	80	37/230	76.7

L. Smith .....	30	234	7.8	65	2
Minor .....	29	263	9.1	29	1
Ward .....	21	209	10.0	20	0
Weaver .....	18	215	11.9	27	2
Ogden .....	6	73	12.2	18	1
Konrad .....	5	52	10.4	17	1
Goodwin .....	4	27	6.8	9	0
J. Johnson .....	4	21	5.3	7	0

DOLPHINS .....	275	3335	12.1	74	20
OPPONENTS .....	262	3059	11.7	80	22

INTERCEPTIONS	NO.	YDS.	AVG.	LG	TD
Marion .....	5	227	45.4	100	2
Surtain .....	3	74	24.7	41	1
Thomas .....	2	51	25.5	34	1
Madison .....	2	0	0.0	0	0
Mixon .....	1	56	56.0	56	1
J. Taylor .....	1	4	4.0	4	0
Freeman .....	1	0	0.0	0	0
Galyon .....	1	0	0.0	0	0
Walker .....	1	0	0.0	0	0
DOLPHINS ....	17	412	24.2	100	5
OPPONENTS .....	19	254	13.4	63	3

PUNTING	NO.	YDS.	AVG.	LG	BK
Turk .....	81	3321	41.0	77	0
DOLPHINS ....	81	3321	41.0	77	0
OPPONENTS .....	86	3789	44.1	73	0

PUNT RET.	NO.	YDS.	AVG.	LG	TD
Ogden .....	32	377	11.8	48	0
Ward .....	9	88	9.8	18	0
Madison .....	1	6	6.0	6	0
Cousin .....	1	0	0.0	0	0
Chambers .....	0	0	-	-	0
DOLPHINS ....	43	471	11.0	48	0
OPPONENTS .....	30	136	4.5	23	0

KICKOFF RET.	NO.	YDS.	AVG.	LG	TD
Chambers .....	36	811	22.5	47	0
Marion .....	17	371	1.8	55	0
Dyer .....	2	24	12.0	14	0
J. Johnson .....	1	16	16.0	16	0
E. Perry .....	1	0	0.0	0	0
DOLPHINS ....	51	1133	22.2	56	0
OPPONENTS .....	68	1260	18.5	37	0

SCORING	Ru	Pa	Rt	PAT	FG	S	2	TP
Mare .....	0	0	0	39/40	19/21	0	0	96
L. Smith .....	6	2	0	0/0	0/0	0	0	48
Chambers .....	0	7	0	0/0	0/0	0	0	42
Fiedler .....	4	0	0	0/0	0/0	0	0	24
Minor .....	2	1	0	0/0	0/0	0	0	24
McKnight .....	0	3	0	0/0	0/0	0	1	20
Gadsden .....	0	3	0	0/0	0/0	0	0	18
Konrad .....	1	1	0	0/0	0/0	0	0	12
Marion .....	0	2	0	0/0	0/0	0	0	12
Weaver .....	0	2	0	0/0	0/0	0	0	12
Lucas .....	1	0	0	0/0	0/0	0	0	6
Mixon .....	0	0	1	0/0	0/0	0	0	6
Ogden .....	0	1	0	0/0	0/0	0	0	6
Surtain .....	0	0	1	0/0	0/0	0	0	6
J. Taylor .....	0	0	1	0/0	0/0	0	0	6
Thomas .....	0	0	1	0/0	0/0	0	0	6
DOLPHINS 14	20	7	39/40	19/21	0	1	344	
OPPONENTS 9	22	4	32/34	16/22	0	0	290	

FIELD GOALS	1-19	20-29	30-39	40-49	50+
Mare .....	1/1	8/8	8/8	2/4	0/0
DOLPHINS .....	1/1	8/8	8/8	2/4	0/0
OPPONENTS .....	0/0	5/6	4/5	6/9	1/2

TWO-POINT CONVERSIONS
McKnight 1
DOLPHINS 1-1, OPPONENTS 0-1

SACKS
J. Taylor 8.5, Bromell 6.5, Gardener 4.0, T. Bowens 3.0, Thomas 3.0, Cousin 2.0, Mixon 2.0, Greenwood 1.5, D. Bowens LG 1.0, D. Bowens 1.0, Freeman 1.0, Galyon 1.0, Rodgers 1.0, Surtain 1.0, Grant 0.5, Haley 0.5, Ogunleye 0.5
DOLPHINS 37.0, OPPONENTS 27.0

USUAL STARTERS	
OFFENSE	
WR .....	Oronde Gadsden (14)
LT .....	Spencer Folau (15)
LG .....	Mark Dixon (10)
C .....	Tim Ruddy (15)
RG .....	Todd Perry (16)
RT .....	Todd Wade (15)
TE .....	Hunter Goodwin (11)
WR .....	James McKnight (15)
QB .....	Jay Fiedler (16)
RB .....	Lamar Smith (16)
FB .....	Rob Konrad (9)

DEFENSE	
LDE .....	Kenny Mixon (16)
LDT .....	Tim Bowens (15)
RDT .....	Daryl Gardener (8)
RDE .....	Jason Taylor (16)
LLB .....	Derrick Rodgers (14)
MLB .....	<b>Zach Thomas</b> (15)
RLB .....	*Morton Greenwood (12)
LCB .....	Patrick Surtain (16)
RCB .....	<b>Sam Madison</b> (13)
SS .....	Brian Walker (13)
FS .....	Brock Marion (15)

**boldface** indicates Pro Bowl performer  
\* indicates rookie

# DOLPHINS INDIVIDUAL RECORDS

The following individual records relate solely to service with the Miami Dolphins. They include National Football League regular-season statistics only – with the exception of those single-game records marked by "\*" or "\*\*."

\* Playoff game      \*\*Super Bowl

1966-1977: 14 games	1983-1986: 16 games
1978-1981: 16 games	1987: 15 games
1982: 9 games	1988-2002: 16 games

---

## SERVICE

---

### MOST SEASONS

- 17 Dan Marino (1983-99)
- 15 Bob Kuechenberg (1970-84)
- 14 Bob Griese (1967-80)
- 14 Don Strock (1974-87)
- 13 Nat Moore (1974-86)
- 12 Larry Little (1969-80)
- 12 Ed Newman (1973-84)
- 12 Bruce Hardy (1978-89)
- 12 Jim Jensen (1981-92)

### MOST GAMES PLAYED

- 242 Dan Marino (1983-99)
- 196 Bob Kuechenberg (1970-84)
- 183 Nat Moore (1974-86)
- 167 Ed Newman (1973-85)
- 164 Jim Jensen (1981-92)
- 164 Richmond Webb (1990-00)
- 163 Don Strock (1974-87)
- 161 Bob Griese (1967-80)
- 159 Vern Den Herder (1971-81)
- 158 Larry Little (1969-80)
- 151 Bruce Hardy (1978-89)

### MOST CONSECUTIVE GAMES PLAYED

- 128 Jim Langer (10th in 1970 through 11th in 1979)
- 127 Garo Yepremian (2nd in 1970 through 14th in 1978)
- 125 Bob Baumhower (1st in 1977 through 14th in 1984)
- 118 Richmond Webb (3rd in 1991 through 8th in 1998)
- 107 Dwight Stephenson (1st in 1980 through 2nd in 1987)
- 104 Jeff Cross (1st in 1988 through 8th in 1994)
- 104 Tim Bowens (1st in 1994 through 8th in 2000)
- 98 Dick Anderson (1st in 1968 through 14th in 1974)
- 95 Vern Den Herder (1st in 1971 through 11th in 1977)
- 95 Dan Marino (6th in 1987 through 5th in 1993)

### MOST STARTS

- 240 Dan Marino (1983-99)
- 176 Bob Kuechenberg (1970-84)
- 162 Richmond Webb (1990-00)
- 152 Bob Griese (1967-80)
- 152 Larry Little (1969-80)
- 143 Vern Den Herder (1971-81)
- 140 Tim Bowens (1994-02)
- 136 Norm Evans (1966-75)
- 136 Mark Duper (1982-92)

### MOST CONSECUTIVE STARTS

- 118 Richmond Webb (3rd in 1991 through 8th in 1998)
- 109 Jim Langer (1st in 1972 through 9th in 1979)
- 95 Dan Marino (6th in 1987 through 5th in 1993)
- 92 Tim Bowens (3rd in 1994 through 14th in 1999)
- 91 Norm Evans (3rd in 1969 through 9th in 1975)
- 87 Dick Anderson (12th in 1968 through 14th in 1974)
- 86 Bob Baumhower (1st in 1977 through 8th in 1982)
- 84 Jake Scott (1st in 1970 through 14th in 1975)
- 81 Vern Den Herder (1st in 1972 through 11th in 1977)
- 81 Jeff Cross (16th in 1988 through 16th in 1993)
- 81 Keith Sims (11th in 1991 through 11th in 1996)
- 80 Dwight Stephenson (12th in 1981 through 2nd in 1987)

### MOST PRO BOWLS

- 9 Dan Marino (1983-87, 1991-92, 1994-95)
- 7 Richmond Webb (1990-96)
- 6 Bob Griese (1970-71, 1973-74, 1977-78)
- 6 Jim Langer (1973-78)
- 6 Bob Kuechenberg (1974-75, 1977-78, 1982-83)
- 5 Larry Csonka (1970-74)
- 5 Paul Warfield (1970-74)
- 5 Jake Scott (1971-75)
- 5 Bob Baumhower (1979, 1981-84)
- 5 Dwight Stephenson (1983-87)
- 5 John Offerdahl (1986-90)
- 5 Mark Clayton (1984-86, 1988, 1991)

### MOST CONSECUTIVE PRO BOWLS

- 7 Richmond Webb (1990-96)
- 6 Jim Langer (1973-78)
- 5 Larry Csonka (1970-74)
- 5 Paul Warfield (1970-74)
- 5 Jake Scott (1971-75)
- 5 Dan Marino (1983-87)
- 5 Dwight Stephenson (1983-87)
- 5 John Offerdahl (1986-90)



## **MOST PRO BOWL STARTS**

- 7 Dan Marino (1983-86, 1992, 1994-95)
- 5 Jim Langer (1973-77)
- 4 Dwight Stephenson (1983-86)
- 4 John Offerdahl (1986, 1988-90)
- 4 Richmond Webb (1992-95)
- 3 Larry Little (1972-74)
- 3 Jake Scott (1972-73, 1975)
- 3 Bob Baumhower (1979, 1981, 1983)
- 3 Sam Madison (1999-2001)

## **MOST CONSECUTIVE PRO BOWL STARTS**

- 5 Jim Langer (1973-77)
- 4 Dwight Stephenson (1983-86)
- 4 Dan Marino (1983-86)
- 4 Richmond Webb (1992-95)
- 3 Larry Little (1972-74)
- 3 John Offerdahl (1988-90)
- 3 Sam Madison (1999-2001)

---

## **SCORING**

---

### **MOST POINTS**

#### **Career**

- 830 Garo Yepremian (1970-78), 335 XPs, 165 FGs
- 774 Pete Stoyanovich (1990-95), 246 XPs, 176 FGs
- 687 Olindo Mare (1997-02), 207 XPs, 160 FGs
- 540 Uwe von Schamann (1979-84), 237 XPs, 101 FGs
- 492 Mark Clayton (1983-92), 82 TDs

#### **Season**

- 144 Olindo Mare (1999), 27 XPs, 39 FGs
- 124 Pete Stoyanovich (1992), 34 XPs, 30 FGs
- 121 Pete Stoyanovich (1991), 28 XPs, 31 FGs
- 118 Pete Stoyanovich (1995), 37 XPs, 27 FGs
- 117 Garo Yepremian (1971), 33 XPs, 28 FGs
- 117 Olindo Mare (1997), 33 XPs, 28 FGs
- 117 Olindo Mare (2000), 33 XPs, 28 FGs

#### **Game**

- 24 Paul Warfield (12/15/73 vs. Detroit), 4 TDs
- 24 Mark Ingram (11/27/94 at N.Y. Jets), 4 TDs

### **MOST POINTS BY ROOKIE**

#### **Season**

- 116 Fuad Reveiz (1985), 50 XPs, 22 FGs
- 99 Uwe von Schamann (1979), 36 XPs, 21 FGs
- 95 Pete Stoyanovich (1989), 38 XPs, 19 FGs
- 78 Ron Davenport (1985), 13 TDs

### **MOST CONSECUTIVE GAMES SCORING POINTS**

- 121 Garo Yepremian (8th in 1970 through 16th in 1978)

### **MOST TOUCHDOWNS**

#### **Career**

- 82 Mark Clayton (1983-92), 81 pass, 1 ret.
- 75 Nat Moore (1974-86), 74 pass, 1 run
- 59 Mark Duper (1982-92), 59 pass
- 57 Larry Csonka (1968-74, 1979), 53 run, 4 pass
- 34 Karim Abdul-Jabbar (1996-99), 33 run, 1 pass

#### **Season**

- 18 Mark Clayton (1984), 18 pass
- 17 Ricky Williams (2002), 16 run, 1 pass
- 16 Karim Abdul-Jabbar (1997), 15 run, 1 pass
- 16 Lamar Smith (2000), 14 run, 2 pass
- 14 Mark Clayton (1988), 14 pass

#### **Game**

- 4 Paul Warfield (12/15/73 vs. Detroit), 4 pass
- 4 Mark Ingram (11/27/94 at N.Y. Jets), 4 pass

### **MOST TOUCHDOWNS BY ROOKIE**

#### **Season**

- 13 Ron Davenport (1985), 11 run, 2 pass
- 11 Karim Abdul-Jabbar (1996), 11 run
- 8 Andra Franklin (1981), 7 run, 1 pass
- 7 Larry Csonka (1968), 6 run, 1 pass
- 7 Troy Stradford (1987), 6 run, 1 pass
- 7 Chris Chambers (2001), 7 pass

#### **Game**

- 3 Ronald Scott (10/11/87 vs. Kansas City), 3 run
- 3 Troy Stradford (12/7/87 vs. N.Y. Jets), 3 run
- 3 Sammie Smith (12/10/89 vs. New England), 3 run

### **MOST CONSECUTIVE GAMES SCORING TOUCHDOWN**

- 6 Paul Warfield (4th through 9th in 1971)
- 6 Mark Clayton (13th through 16th in 1988 and 2nd through 3rd in 1989)

### **MOST FIELD GOALS**

#### **Career**

- 176 Pete Stoyanovich (1989-95), 222 att.
- 165 Garo Yepremian (1970-78), 242 att.
- 160 Olindo Mare (1997-02), 192 att.
- 101 Uwe von Schamann (1979-84), 149 att.

#### **Season**

- 39 Olindo Mare (1999), 46 att.
- 31 Pete Stoyanovich (1991), 37 att.
- 30 Pete Stoyanovich (1992), 37 att.
- 28 Garo Yepremian (1971), 40 att.
- 28 Olindo Mare (1997), 36 att.
- 28 Olindo Mare (2000), 31 att.

#### **Game**

- 6 Olindo Mare (10/17/99 at New England), 6 att.
- 5 Garo Yepremian (9/26/71 at Buffalo), 6 att.
- 4 15 times (last – Olindo Mare, 12/3/00 at Buffalo)

### **MOST FIELD GOALS BY ROOKIE**

#### **Season**

- 22 Fuad Reveiz (1985), 27 att.
- 21 Uwe von Schamann (1979), 29 att.
- 19 Pete Stoyanovich (1989), 26 att.
- 13 Karl Kremser (1969), 22 att.

#### **Game**

- 3 Seven times (last – Pete Stoyanovich (10/22/89 vs. Green Bay))

## **MOST CONSECUTIVE GAMES SCORING**

### **FIELD GOAL**

- 20 Garo Yepremian (10th in 1970 through 1st in 1972)
- 20 Olindo Mare (7th in 1998 through 10th in 1999)

## **MOST CONSECUTIVE FIELD GOALS**

- 19 Olindo Mare (3rd through 7th in 1999)
- 16 Garo Yepremian (8th through 16th in 1978)
- 16 Olindo Mare (7th through 16th in 2000)

## **HIGHEST FIELD GOAL PERCENTAGE**

### **Career (minimum 50 attempts)**

- 83.3 Olindo Mare (1997-02), 160 of 192
- 79.3 Pete Stoyanovich (1989-95), 176 of 222
- 73.6 Fuad Reveiz (1985-88), 53 of 72
- 68.2 Garo Yepremian (1970-78), 165 of 242
- 67.8 Uwe von Schamann (1979-84), 101 of 149

### **Season (minimum 15 attempts)**

- 90.5 Olindo Mare (2001), 19 of 21
- 90.3 Olindo Mare (2000), 28 of 31
- 84.8 Olindo Mare (1999), 39 of 46
- 84.0 Pete Stoyanovich (1990), 21 of 25
- 83.8 Pete Stoyanovich (1991), 31 of 37

## **LONGEST FIELD GOALS**

- 59 Pete Stoyanovich (11/12/89 at N.Y. Jets)
- \*58 Pete Stoyanovich (1/5/91 vs. Kansas City)
- 54 Garo Yepremian (10/22/72 vs. Buffalo)
- 54 Olindo Mare (10/24/99 vs. Philadelphia)
- 53 Garo Yepremian (9/16/73 vs. San Francisco)
- 53 Garo Yepremian (12/5/76 vs. Buffalo)
- 53 Uwe von Schamann (10/21/79 at New England)
- 53 Pete Stoyanovich (10/28/90 at Indianapolis)
- 53 Pete Stoyanovich (9/29/91 at N.Y. Jets)
- 53 Pete Stoyanovich (9/27/92 at Seattle)
- 53 Olindo Mare (10/17/99 at New England)
- 53 Olindo Mare (9/22/02 vs. N.Y. Jets)
- 53 Olindo Mare (10/13/02 at Denver)

## **LONGEST FIELD GOALS BY ROOKIE**

- 59 Pete Stoyanovich (11/12/89 at N.Y. Jets)
- 53 Uwe von Schamann (10/21/79 at New England)
- 51 Uwe von Schamann (11/5/79 vs. Houston)
- \*51 Fuad Reveiz (1/4/86 vs. Cleveland)
- 49 Fuad Reveiz (12/16/85 vs. New England)

## **MOST POINTS AFTER TOUCHDOWN**

### **Career**

- 335 Garo Yepremian (1970-78), 351 attempts
- 246 Pete Stoyanovich (1989-95), 250 attempts
- 237 Uwe von Schamann (1979-84), 250 attempts

### **Season**

- 66 Uwe von Schamann (1984), 70 attempts
- 52 Fuad Reveiz (1986), 55 attempts
- 50 Fuad Reveiz (1985), 52 attempts

### **Game**

- 7 Garo Yepremian (11/12/72 vs. New England), 7 attempts
- 7 Garo Yepremian (11/24/77 at St. Louis), 8 attempts
- 7 Pete Stoyanovich (9/3/95 vs. N.Y. Jets), 7 attempts
- 7 Olindo Mare (9/8/02 vs. Detroit), 7 attempts

## **MOST POINTS AFTER TOUCHDOWN BY ROOKIE**

### **Season**

- 50 Fuad Reveiz (1985), 52 attempts
- 38 Pete Stoyanovich (1989), 39 attempts
- 36 Uwe von Schamann (1979), 40 attempts
- 30 Jimmy Keyes (1968), 30 attempts

## **MOST CONSECUTIVE POINTS AFTER TOUCHDOWN**

- 110 Garo Yepremian (7th in 1972 to 2nd in 1975)
- 110 Pete Stoyanovich (16th in 1992 to 16th in 1995)

## **HIGHEST POINT AFTER TOUCHDOWN PCT.**

### **Career (minimum 150 attempts)**

- 98.4 Pete Stoyanovich (1989-95), 246 of 250
- 98.1 Olindo Mare (1997-02), 207 of 211
- 95.3 Fuad Reveiz (1985-88), 161 of 169
- 94.9 Garo Yepremian (1970-78), 335 of 353
- 94.8 Uwe Von Schamann (1979-84), 237 of 250

## **MOST TWO-POINT CONVERSIONS**

### **Career**

- 2 Irving Fryar (1993-95), 2 pass
- 1 Ten times (last – James McKnight, 9/23/01 vs. Oakland)

### **Season**

- 2 Irving Fryar (1994), 2 pass

---

## **RUSHING**

---

## **MOST RUSHING YARDS**

### **Career**

- 6,737 Larry Csonka (1968-74, 1979), 1,506 attempts
- 3,877 Mercury Morris (1969-75), 754 attempts
- 3,644 Jim Kiick (1968-74), 997 attempts
- 3,543 Tony Nathan (1979-87), 732 attempts
- 3,063 Karim Abdul-Jabbar (1996-99), 888 attempts

### **Season**

- 1,853 Ricky Williams (2002), 4.8 per carry
- 1,258 Delvin Williams (1978), 4.6 per carry
- 1,139 Lamar Smith (2000), 3.7 per carry
- 1,117 Larry Csonka (1972), 5.2 per carry
- 1,116 Karim Abdul-Jabbar (1996), 3.6 per carry
- 1,051 Larry Csonka (1971), 5.4 per carry
- 1,003 Larry Csonka (1973), 4.6 per carry
- 1,000 Mercury Morris (1972), 5.3 per carry

### **Game**

- 228 Ricky Williams (12/1/02 at Buffalo), 27 attempts
- 216 Ricky Williams (12/9/02 vs. Chicago), 31 attempts

- \*209 Lamar Smith (12/30/00 vs. Indianapolis), 40 attempts
- 197 Mercury Morris (9/30/73 vs. New England), 15 attempts
- 185 Ricky Williams (12/29/02 at New England), 31 attempts

#### **MOST RUSHING YARDS BY ROOKIE**

##### **Season**

- 1,116 Karim Abdul-Jabbar (1996), 3.6 per carry
- 711 Andra Franklin (1981), 3.5 per carry
- 659 Sammie Smith (1989), 3.3 per carry
- 621 Jim Kiick (1968), 3.8 per carry
- 619 Troy Stradford (1987), 4.3 per carry

##### **Game**

- 169 Troy Stradford (11/22/87 at Dallas), 17 attempts
- 152 Karim Abdul-Jabbar (12/22/96 at N.Y. Jets), 30 attempts
- 140 Leroy Harris (12/5/77 vs. Baltimore), 17 attempts
- 124 Karim Abdul-Jabbar (9/15/96 vs. N.Y. Jets), 23 attempts
- 123 Sammie Smith (11/7/89 vs. Indianapolis), 25 attempts

#### **MOST RUSHING ATTEMPTS**

##### **Career**

- 1,506 Larry Csonka (1968-74, 1979)
- 997 Jim Kiick (1968-74)
- 888 Karim Abdul-Jabbar (1996-99)
- 754 Mercury Morris (1969-75)
- 732 Tony Nathan (1979-87)

##### **Season**

- 383 Ricky Williams (2002)
- 313 Lamar Smith (2001)
- 309 Lamar Smith (2000)
- 307 Karim Abdul-Jabbar (1996)
- 283 Karim Abdul-Jabbar (1997)

##### **Game**

- \*40 Lamar Smith (12/30/00 vs. Indianapolis), 209 yards
- 36 Ricky Williams (10/6/02 vs. New England), 105 yards
- \*\*33 Larry Csonka (1/13/74 vs. Minnesota), 145 yards
- 33 Karim Abdul-Jabbar (9/20/98 vs. Pittsburgh), 108 yards
- 31 Mercury Morris (10/5/75 at Green Bay), 125 yards
- 31 J.J. Johnson (11/21/99 vs. New England), 106 yards
- 31 Ricky Williams (12/9/02 vs. Chicago), 216 yards
- 31 Ricky Williams (12/29/02 at New England), 185 yards

#### **MOST RUSHING ATTEMPTS BY ROOKIE**

##### **Season**

- 307 Karim Abdul-Jabbar (1996)
- 201 Andra Franklin (1981)
- 200 Sammie Smith (1989)
- 165 Jim Kiick (1968)
- 164 J.J. Johnson (1999)

##### **Game**

- 31 J.J. Johnson (11/21/99 vs. New England), 106 yards
- 30 Troy Stradford (12/7/87 vs. N.Y. Jets), 120 yards
- 30 Karim Abdul-Jabbar (12/22/96 at N.Y. Jets), 152 yards
- 29 Karim Abdul-Jabbar (11/3/96 at New England), 104 yards
- 27 Karim Abdul-Jabbar (12/16/96 vs. Buffalo), 76 yards

#### **MOST RUSHING TOUCHDOWNS**

##### **Career**

- 53 Larry Csonka (1968-74, 1979)
- 33 Karim Abdul-Jabbar (1996-99)
- 29 Mercury Morris (1969-75)
- 28 Jim Kiick (1968-74)
- 25 Don Nottingham (1973-77)

##### **Season**

- 16 Ricky Williams (2002)
- 15 Karim Abdul-Jabbar (1997)
- 14 Lamar Smith (2000)
- 12 Mercury Morris (1972)
- 12 Don Nottingham (1975)
- 12 Larry Csonka (1979)

##### **Game**

- 3 Jim Kiick (12/20/70 vs. Buffalo), 4,2,2
- 3 Mercury Morris (11/12/72 vs. New England), 4,4,6
- 3 Mercury Morris (9/30/73 vs. New England), 24,70,35
- \*3 Larry Csonka (12/30/73 vs. Oakland), 11,2,2
- 3 Don Nottingham (11/3/74 vs. Atlanta), 1,2,1
- 3 Don Nottingham (10/5/75 at Green Bay), 11,1,11
- 3 Don Nottingham (10/26/75 at Buffalo), 1,1,1
- 3 Larry Csonka (9/23/79 vs. Chicago), 12,9,1
- 3 Larry Csonka (11/29/79 vs. New England), 1,1,1
- 3 Ronald Scott (10/11/87 vs. Kansas City), 2,4,3
- 3 Troy Stradford (12/7/87 vs. N.Y. Jets), 1,1,1
- 3 Sammie Smith (12/10/89 vs. New England), 1,7,2
- 3 Bernie Parmalee (12/25/94 vs. Detroit), 1,1,6
- 3 Karim Abdul-Jabbar (10/19/97 at Baltimore), 5,5,6
- 3 Karim Abdul-Jabbar (11/23/97 at New England), 1,1,1

#### **MOST RUSHING TOUCHDOWNS BY ROOKIE**

##### **Season**

- 11 Ron Davenport (1985)
- 11 Karim Abdul-Jabbar (1996)
- 7 Andra Franklin (1981)
- 6 Larry Csonka (1968)
- 6 Troy Stradford (1987)
- 6 Sammie Smith (1989)



## Game

- 3 Ronald Scott (10/11/87 vs. Kansas City)
- 3 Troy Stradford (12/7/87 vs. N.Y. Jets)
- 3 Sammie Smith (12/10/89 vs. New England)

## MOST CONSECUTIVE GAMES WITH RUSHING TOUCHDOWN

- 5 Mercury Morris (6th through 10th in 1972)
- 5 Don Nottingham (2nd through 6th in 1975)
- 5 Pete Johnson (8th through 12th in 1984)
- 5 Karim Abdul-Jabbar (10th through 14th in 1997)

## HIGHEST RUSHING AVERAGE

### Career (minimum 300 attempts)

- 5.1 Mercury Morris (1969-75), 754 attempts
- 4.8 Tony Nathan (1979-87), 732 attempts
- 4.8 Ricky Williams (2002), 383 attempts
- 4.5 Larry Csonka (1968-74, 1979), 1,506 attempts
- 4.4 Norm Bulaich (1975-79), 340 attempts
- 4.4 Gary Davis (1976-79), 318 attempts

### Season (minimum 100 attempts)

- 6.4 Mercury Morris (1973), 149/954 yards
- 5.4 Larry Csonka (1971), 195/1,051 yards
- 5.3 Mercury Morris (1972), 190/1,000 yards
- 5.3 Tony Nathan (1981), 147/782 yards
- 5.2 Larry Csonka (1972), 213/1,117 yards

### Game (minimum 10 attempts)

- 13.1 Mercury Morris (9/30/73 vs. New England) 15/197
- 12.6 Abner Haynes (9/17/67 vs. Denver), 12/151
- 12.6 Delvin Williams (11/9/80 at Los Angeles), 12/151

## MOST 100-YARD RUSHING GAMES

### Career

- 15 Larry Csonka (1968-74, 1979)
- 10 Mercury Morris (1969-75)
- 10 Ricky Williams (2002)
- 9 Karim Abdul-Jabbar (1996-99)
- 8 Benny Malone (1974-78)

### Season

- 10 Ricky Williams (2002)
- 5 Delvin Williams (1978)
- 4 Larry Csonka (1972)
- 4 Karim Abdul-Jabbar (1996)
- 4 Lamar Smith (2000)
- 3 13 times (last - Lamar Smith, 2001)

## MOST 100-YARD RUSHING GAMES BY ROOKIE

### Season

- 4 Karim Abdul-Jabbar (1996)
- 3 Benny Malone (1974)
- 3 Troy Stradford (1987)
- 2 Jim Kiick (1968)
- 2 Leroy Harris (1977)

## MOST CONSECUTIVE 100-YARD RUSHING GAMES

- 5 Ricky Williams (10th through 14 in 2002)
- 3 Ricky Williams (1st through 3rd in 2002)
- 2 Larry Csonka (11th through 12th in 1970)

- 2 Benny Malone (7th through 8th in 1974)
- 2 Don Nottingham (2nd through 3rd in 1975)
- 2 Mercury Morris (5th through 6th in 1975)
- 2 Benny Malone (7th through 8th in 1976)
- 2 Benny Malone (4th through 5th in 1977)
- 2 Andra Franklin (5th through 6th in 1982)
- 2 Mark Higgs (1st through 2nd in 1991)
- 2 Bernie Parmalee (7th through 8th in 1994)

## LONGEST RUNS FROM SCRIMMAGE

- 77t Leroy Harris (12/5/77 vs. Baltimore)
- 77t Keith Byars (11/25/93 at Dallas)
- 71t Jerris McPhail (10/27/97 vs. Chicago)
- 70t Mercury Morris (9/30/73 vs. New England)
- 70 Mercury Morris (10/15/73 at Cleveland)
- 68t Lamar Smith (10/23/00 at N.Y. Jets)
- 66t Benny Malone (10/9/77 at Baltimore)
- 65t Abner Haynes (9/17/67 vs. Denver)
- 65t Gary Davis (9/17/78 vs. Buffalo)
- 65 Delvin Williams (11/9/80 at Los Angeles)
- 64 Ron Davenport (12/18/88 at Pittsburgh)
- 63 Norm Bulaich (9/10/78 at Baltimore)
- 63t Ricky Williams (12/9/02 vs. Chicago)
- 60t Gary Davis (12/17/77 vs. Buffalo)

## PASSING

## MOST YARDS PASSING

### Career

- 61,361 Dan Marino (1983-99)
- 25,092 Bob Griese (1967-80)
- 7,716 Jay Fiedler (2000-02)
- 5,928 David Woodley (1980-83)
- 4,613 Don Strock (1974-87)

### Season

- 5,084 Dan Marino (1984)
- 4,746 Dan Marino (1986)
- 4,453 Dan Marino (1994)
- 4,434 Dan Marino (1988)
- 4,137 Dan Marino (1985)

### Game

- 521 Dan Marino (10/23/88 vs. N.Y. Jets), 35 of 60
- 473 Dan Marino (9/4/94 vs. New England), 23 of 42
- 470 Dan Marino (12/2/84 vs. L.A. Raiders), 35 of 57
- 450 Dan Marino (10/1/95 at Cincinnati), 33 of 48
- 448 Dan Marino (9/21/86 at N.Y. Jets), 30 of 50

## MOST YARDS PASSING BY ROOKIE

### Season

- 2,210 Dan Marino (1983)
- 2,005 Bob Griese (1967)
- 1,850 David Woodley (1980)

### Game

- 322 Dan Marino (10/9/83 vs. Buffalo), 19 of 29
- 279 Dan Marino (10/30/83 vs. L.A. Rams), 25 of 38
- 270 Bob Griese (12/17/67 vs. Boston), 17 of 32
- 251 David Woodley (11/20/80 vs. San Diego), 22 of 34
- 240 Dan Marino (11/20/83 vs. Baltimore), 14 of 21

## **MOST PASS ATTEMPTS**

### **Career**

- 8,358 Dan Marino (1983-99)
- 3,429 Bob Griese (1967-80)
- 1,099 Jay Fiedler (2000-02)
- 961 David Woodley (1980-83)
- 688 Don Strock (1974-87)

### **Season**

- 623 Dan Marino (1986), 378 completions
- 615 Dan Marino (1994), 385 completions
- 606 Dan Marino (1988), 354 completions
- 567 Dan Marino (1985), 335 completions
- 564 Dan Marino (1984), 362 completions

### **Game**

- \*64 Dan Marino (12/30/95 at Buffalo), 33 completions
- 60 Dan Marino (10/23/88 vs. N.Y. Jets), 35 completions
- 60 Dan Marino (11/23/97 at New England), 38 completions
- 57 Dan Marino (12/2/84 vs. L.A. Raiders), 35 completions
- 57 Dan Marino (12/13/98 vs. N.Y. Jets), 30 completions
- 55 Kyle Mackey (10/18/87 at N.Y. Jets), 26 completions
- 55 Dan Marino (9/24/89 vs. N.Y. Jets), 33 completions

## **MOST PASS ATTEMPTS BY ROOKIE**

### **Season**

- 331 Bob Griese (1967), 166 completions
- 327 David Woodley (1980), 176 completions
- 296 Dan Marino (1983), 173 completions

### **Game**

- 42 David Woodley (10/27/80 at N.Y. Jets), 22 completions
- 41 Bob Griese (12/23/67 vs. Houston), 16 completions
- 41 David Woodley (12/20/80 vs. N.Y. Jets), 20 completions
- 39 Bob Griese (11/12/67 at San Diego), 13 completions
- 38 Dan Marino (10/30/83 vs. L.A. Rams), 25 completions

## **MOST PASS COMPLETIONS**

### **Career**

- 4,967 Dan Marino (1983-99)
- 1,926 Bob Griese (1967-80)
- 656 Jay Fiedler (2000-02)
- 508 David Woodley (1980-83)
- 388 Don Strock (1974-87)

### **Season**

- 385 Dan Marino (1994), 615 attempts
- 378 Dan Marino (1986), 623 attempts
- 362 Dan Marino (1984), 564 attempts
- 354 Dan Marino (1988), 606 attempts
- 336 Dan Marino (1985), 567 attempts

### **Game**

- 39 Dan Marino (11/16/86 at Buffalo), 54 attempts
- 38 Dan Marino (11/23/97 at New England), 60 attempts
- 35 Dan Marino (12/2/84 vs. L.A. Raiders), 57 attempts

- 35 Dan Marino (10/23/88 vs. N.Y. Jets), 60 attempts

- 35 Dan Marino (12/3/95 vs. Atlanta), 50 attempts

## **MOST PASS COMPLETIONS BY ROOKIE**

### **Season**

- 176 David Woodley (1980), 327 attempts
- 173 Dan Marino (1983), 296 attempts
- 166 Bob Griese (1967), 331 attempts

### **Game**

- 25 Dan Marino (10/30/83 vs. L.A. Rams), 38 attempts
- 22 David Woodley (10/27/80 at N.Y. Jets), 42 attempts
- 22 David Woodley (11/20/80 vs. San Diego), 34 attempts
- 20 David Woodley (12/20/80 vs. N.Y. Jets), 41 attempts
- 19 Dan Marino (10/9/83 vs. Buffalo), 29 attempts

## **MOST CONSECUTIVE PASS COMPLETIONS**

- 15 Dan Marino (11/8/92 at Indianapolis through 11/16/92 vs. Buffalo)
- 14 Dan Marino (11/17/96 at Houston through 11/25/96 vs. Pittsburgh)
- 13 Earl Morrall (12/1/75 vs. New England)
- 13 Dan Marino (11/10/96 vs. Indianapolis)
- \*12 Don Strock (1/2/82 vs. San Diego)
- 12 Dan Marino (11/30/86 vs. Atlanta through 12/7/86 at New Orleans)

## **MOST TOUCHDOWN PASSES**

### **Career**

- 420 Dan Marino (1983-99)
- 192 Bob Griese (1967-80)
- 48 Jay Fiedler (2000-02)
- 39 Don Strock (1974-87)
- 34 David Woodley (1980-83)

### **Season**

- 48 Dan Marino (1984) of 362 completions
- 44 Dan Marino (1986) of 378 completions
- 30 Dan Marino (1985) of 336 completions
- 30 Dan Marino (1994) of 385 completions
- 28 Dan Marino (1988) of 354 completions

### **Game**

- 6 Bob Griese (11/24/77 at St. Louis)
- 6 Dan Marino (9/21/86 at N.Y. Jets)
- 5 Dan Marino (9/2/84 at Washington)
- 5 Dan Marino (12/8/85 at Green Bay)
- 5 Dan Marino (12/14/86 at L.A. Rams)
- 5 Dan Marino (11/27/88 at N.Y. Jets)
- 5 Dan Marino (9/4/94 vs. New England)
- 4 19 times (last — Dan Marino, 12/21/98 vs. Denver)

## **MOST TOUCHDOWN PASSES BY ROOKIE**

### **Season**

- 20 Dan Marino (1983) of 173 completions
- 15 Bob Griese (1967) of 166 completions
- 14 David Woodley (1980) of 176 completions

### **Game**

- 3 Bob Griese (12/17/67 vs. New England)
- 3 David Woodley (11/9/80 at L.A. Rams)
- 3 David Woodley (12/14/80 at Baltimore)

- 3 Dan Marino (10/9/83 vs. Buffalo)
- 3 Dan Marino (10/16/83 at N.Y. Jets)
- 3 Dan Marino (11/28/83 vs. Cincinnati)

#### **MOST CONSECUTIVE GAMES WITH TOUCHDOWN PASS**

- 30 Dan Marino (10th in 1985 through 2nd in 1987 and 6th through 10th in 1987)

#### **MOST PASSES HAD INTERCEPTED**

##### **Career**

- 252 Dan Marino (1983-99)
- 172 Bob Griese (1967-80)
- 42 David Woodley (1980-83)
- 42 Jay Fiedler (2000-02)
- 37 Don Strock (1974-87)

##### **Season**

- 23 Dan Marino (1986), 623 attempts
- 23 Dan Marino (1988), 606 attempts
- 22 Dan Marino (1989), 550 attempts
- 21 Dan Marino (1985), 567 attempts
- 19 Jay Fiedler (2001), 450 attempts

##### **Game**

- 5 Bob Griese (12/23/67 vs. Houston), 41 attempts
- 5 Rick Norton (11/23/69 vs. Houston), 26 attempts
- 5 David Woodley (10/25/81 at Dallas), 37 attempts
- 5 Kyle Mackey (10/18/87 at N.Y. Jets), 55 attempts
- 5 Dan Marino (10/23/88 vs. N.Y. Jets), 60 attempts
- 5 Dan Marino (11/25/99 at Dallas), 36 attempts

#### **MOST PASSES HAD INTERCEPTED AS ROOKIE**

##### **Season**

- 18 Bob Griese (1967), 331 attempts
- 17 David Woodley (1980), 327 attempts
- 10 George Wilson, Jr. (1966), 112 attempts

##### **Game**

- 5 Bob Griese (12/23/67 vs. Houston), 41 attempts
- 3 Bob Griese (11/6/66 vs. Buffalo), 31 attempts
- 3 David Woodley (9/28/80 vs. New Orleans), 15 attempts

#### **MOST CONSECUTIVE GAMES WITH NO PASSES INTERCEPTED**

- 5 Jay Fiedler (8th through 11th, 13th in 2000 - missed 12th in 2000)
- 4 Bob Griese (5th through 8th in 1971)
- 4 Dan Marino (4th through 7th in 1997)
- 4 Ray Lucas (9th through 12th in 2002)

#### **MOST CONSECUTIVE PASSES WITH NONE INTERCEPTED**

- 156 Dan Marino (3rd through 8th in 1997)
- 122 Bob Griese (10th through 14th in 1967)

#### **LOWEST INTERCEPTION RATE**

##### **Career (minimum 250 attempts)**

- 2.78 Damon Huard (1997-00), 8 of 288 attempts

- 3.02 Dan Marino (1983-99), 252 of 8,358 attempts

- 3.82 Jay Fiedler (2000-02), 42 of 1,099 attempts
- 4.37 David Woodley (1980-83), 42 of 961 attempts

- 5.02 Bob Griese (1967-80), 172 of 3,429 attempts

##### **Season (minimum 150 attempts)**

- 1.85 Damon Huard (1999), 4 of 216 attempts
- 2.00 Dan Marino (1993), 3 of 150 attempts
- 2.01 Dan Marino (1997), 11 of 548 attempts
- 2.03 Dan Marino (1983), 6 of 296 attempts
- 2.07 Dan Marino (1990), 11 of 531 attempts

#### **HIGHEST COMPLETION PERCENTAGE**

##### **Career (minimum 150 completions)**

- 59.7 Jay Fiedler (2000-02), 656 of 1099 attempts
- 59.4 Dan Marino (1983-99), 4,967 of 8,358 attempts
- 59.0 Damon Huard (1997-00), 170 of 288 attempts
- 56.2 Bob Griese (1967-80), 1,926 of 3,429 attempts

##### **Season (minimum 75 completions)**

- 64.2 Dan Marino (1984), 362 of 564 attempts
- 64.1 Dan Marino (1995), 309 of 482 attempts
- 63.0 Bob Griese (1978), 148 of 235 attempts
- 62.6 Dan Marino (1994), 385 of 615 attempts
- 61.8 Bob Griese (1975), 118 of 191 attempts

##### **Game (minimum 12 completions)**

- 92.3 Bob Griese (12/18/78 vs. New England), 12 of 13 attempts
- \*84.2 David Woodley (1/8/83 vs. New England), 16 of 19 attempts
- 82.4 Earl Morrall (12/1/75 vs. New England), 14 of 17 attempts
- 81.8 Don Strock (12/10/83 vs. Atlanta), 18 of 22 attempts
- 81.3 Dan Marino (12/4/88 vs. Indianapolis), 26 of 32 attempts
- 81.0 Bob Griese (10/22/67 vs. N.Y. Jets), 17 of 21 attempts

#### **HIGHEST COMPLETION PERCENTAGE BY ROOKIE**

##### **Season (minimum 75 completions)**

- 58.4 Dan Marino (1983), 173 of 296 attempts
- 53.8 David Woodley (1980), 176 of 327 attempts
- 50.2 Bob Griese (1967), 166 of 331 attempts

##### **Game (minimum 12 completions)**

- 81.0 Bob Griese (10/22/67 vs. N.Y. Jets), 17 of 21 attempts
- 72.0 David Woodley (11/16/80 vs. San Francisco), 18 of 25 attempts
- 68.8 David Woodley (11/2/80 at Oakland), 11 of 16 attempts
- 66.7 Dan Marino (11/20/83 vs. Baltimore), 14 of 21 attempts
- 65.8 Dan Marino (10/30/83 vs. L.A. Rams), 25 of 38 attempts

#### **HIGHEST PASSER RATING**

##### **Career (minimum 250 attempts)**

- 86.4 Dan Marino (1983-99)



- 79.7 Jay Fiedler (2000-02)
- 77.1 Bob Griese (1967-80)
- 76.2 Earl Morrall (1972-76)
- 74.6 Damon Huard (1997-00)

#### Season (minimum 150 attempts)

- 108.9 Dan Marino (1984)
- 96.0 Dan Marino (1983)
- 95.9 Dan Marino (1993)
- 92.5 Dan Marino (1986)
- 91.0 Earl Morrall (1972)

#### HIGHEST PASSER RATING BY ROOKIE

##### Season (minimum 150 attempts)

- 96.0 Dan Marino (1983)
- 63.1 David Woodley (1980)
- 61.6 Bob Griese (1967)

#### HIGHEST AVERAGE GAIN

##### Career (minimum 250 attempts)

- 8.22 Earl Morrall (1972-76), 284/2,335 yards
- 7.34 Dan Marino (1983-99), 8,358/61,361 yards
- 7.32 Bob Griese (1967-80), 3,429/25,092 yards
- 7.02 Jay Fiedler (2000-02), 1,099/7,716 yards
- 6.70 Don Strock (1974-87), 688/4,613 yards

##### Season (minimum 150 attempts)

- 9.07 Earl Morrall (1972), 150/1,360
- 9.01 Dan Marino (1984), 564/5,084
- 8.86 Bob Griese (1975), 191/1,693
- 8.24 Bob Griese (1970), 245/2,019
- 8.12 Dan Marino (1993), 150/1,218

##### Game (minimum 20 attempts)

- \*13.16 Dan Marino (1/6/85 vs. Pittsburgh), 32/421
- 12.52 Earl Morrall (12/15/74 vs. New England), 23/288
- 11.92 Dan Marino (9/30/84 at St. Louis), 36/429
- 11.43 Dan Marino (11/20/83 vs. Baltimore), 21/240
- 11.26 Dan Marino (9/4/94 vs. New England), 42/473

#### MOST 300-YARD PASSING GAMES

##### Career

- 63 Dan Marino (1983-99)
- 3 Bob Griese (1967-80)
- 2 David Woodley (1980-83)
- 2 Steve DeBerg (1993)
- 2 Jay Fiedler (2000-02)
- 1 John Stofa (1966-67, 1969-70)
- 1 Don Strock (1974-87)
- 1 Scott Mitchell (1990-93)
- 1 Bernie Kosar (1994-96)

##### Season

- 9 Dan Marino (1984)
- 6 Dan Marino (1985)
- 6 Dan Marino (1986)
- 6 Dan Marino (1988)
- 5 Dan Marino (1989)
- 5 Dan Marino (1994)

#### MOST CONSECUTIVE 300-YARD PASSING GAMES

- 3 Dan Marino (14th through 16th in 1984)
- 3 Dan Marino (13th through 15th in 1988)
- 3 Dan Marino (11th through 13th in 1994)
- 3 Dan Marino (14th through 16th in 1998)

#### LONGEST PASS PLAYS

- 86t Bob Griese to Paul Warfield (11/14/71 vs. Pittsburgh)
- 85t Dan Marino to Mark Duper (11/20/83 vs. Baltimore)
- 85t Dan Marino to Mark Duper (11/2/86 vs. Houston)
- 80t George Wilson, Jr. to Bo Roberson (10/23/66 at Houston)
- 80t Dan Marino to Mark Duper (9/23/84 vs. Indianapolis)
- 80t Dan Marino to Ferrell Edmunds (11/27/88 at N.Y. Jets)
- 80t Dan Marino to Tony Martin (10/4/93 vs. Washington)
- 79t Bob Griese to Nat Moore (11/2/75 at Chicago)
- 78t Dan Marino to Mark Clayton (11/12/89 at N.Y. Jets)
- 77t Scott Mitchell to Mark Ingram (10/31/93 vs. Kansas City)
- 77 Ray Lucas to James McKnight (11/24/02 vs. San Diego)
- \*\*76t David Woodley to Jimmy Cefalo (1/30/83 vs. Washington)
- \*75t Bob Griese to Paul Warfield (1/2/72 vs. Baltimore)

---

#### PASS RECEIVING

---

#### MOST RECEPTIONS

##### Career

- 550 Mark Clayton (1983-92)
- 511 Mark Duper (1982-92)
- 510 Nat Moore (1974-86)
- 415 O.J. McDuffie (1993-01)
- 383 Tony Nathan (1979-87)

##### Season

- 90 O.J. McDuffie (1998), 1,050 yards
- 86 Mark Clayton (1988), 1,129 yards
- 76 O.J. McDuffie (1997), 943 yards
- 75 Terry Kirby (1993), 874 yards
- 74 O.J. McDuffie (1996), 918 yards

##### Game

- 12 Jim Jensen (11/6/88 at New England), 110 yards
- \*11 O.J. McDuffie (12/30/95 at Buffalo), 154 yards
- 11 O.J. McDuffie (12/13/98 vs. N.Y. Jets), 105 yards
- 10 Duriel Harris (10/28/79 vs. Green Bay), 180 yards
- 10 Tony Nathan (9/29/85 at Denver), 120 yards
- \*\*10 Tony Nathan (1/20/85 vs. San Francisco), 83 yards
- 10 Tony Nathan (12/8/85 at Green Bay), 86 yards
- \*10 Tony Nathan (1/4/86 vs. Cleveland), 101 yards
- 10 Tony Nathan (9/28/86 vs. San Francisco), 101 yards
- 10 Ron Davenport (12/7/87 vs. N.Y. Jets), 72 yards

- 10 Mark Clayton (10/23/88 vs. N.Y. Jets), 153 yards
- 10 Keith Byars (9/25/94 at Minnesota), 79 yards
- 10 Tony Martin (10/10/99 at Indianapolis), 166 yards
- 10 Rob Konrad (1/2/00 at Washington), 68 yards

#### **MOST RECEPTIONS BY ROOKIE**

##### **Season**

- 75 Terry Kirby (1993), 874 yards
- 67 Jack Clancy (1967), 868 yards
- 48 Troy Stradford (1987), 457 yards
- 48 Chris Chambers (2001), 883 yards

##### **Game**

- 10 Rob Konrad (1/2/00 at Washington), 68 yards
- 9 Terry Kirby (12/19/93 vs. Buffalo), 148 yards
- 8 Jack Clancy (11/19/67 at Oakland), 114 yards
- 8 Jack Clancy (12/10/67 vs. San Diego), 96 yards
- 8 Troy Stradford (11/1/87 vs. Pittsburgh), 46 yards
- 8 Terry Kirby (12/5/93 vs. N. Y. Giants), 95 yards

#### **MOST CONSECUTIVE GAMES WITH RECEPTION**

- 92 Mark Clayton (6th in 1986 through 16th in 1992 - missed 13th in 1986, 1st in 1989, 1st in 1990, 10th through 14th in 1990 and 1st through 3rd in 1992)
- 74 O.J. McDuffie (3rd in 1995 through 15th in 1999, missed 11th through 13th and 16th in 1999)
- 43 Mark Duper (16th in 1989 through 10th in 1992)
- 43 Keith Byars (1st in 1993 through 2nd in 1996 - missed 10th through 16th in 1994)
- 43 Oronde Gadsden (10th in 1999 through 6th in 2002 - current)

#### **MOST RECEIVING YARDS**

##### **Career**

- 8,869 Mark Duper (1982-92), 17.4 per catch
- 8,643 Mark Clayton (1983-92), 15.7 per catch
- 7,547 Nat Moore (1974-86), 14.8 per catch
- 5,074 O.J. McDuffie (1993-01), 12.2 per catch
- 4,534 Duriel Harris (1976-83, 1985), 16.9 per catch
- 3,592 Tony Nathan (1979-89), 9.4 per catch
- 3,355 Paul Warfield (1970-74), 21.5 per catch
- 3,204 Oronde Gadsden (1998-02), 14.4 per catch
- 3,190 Irving Fryar (1993-95), 16.0 per catch
- 3,152 Tony Martin (1989-93, 1999-00), 15.6 per catch

##### **Season**

- 1,389 Mark Clayton (1984), 73 receptions
- 1,313 Mark Duper (1986), 67 receptions
- 1,306 Mark Duper (1984), 71 receptions
- 1,270 Irving Fryar (1994), 73 receptions

- 1,150 Mark Clayton (1986), 60 receptions
- 1,129 Mark Clayton (1988), 86 receptions
- 1,085 Mark Duper (1991), 70 receptions
- 1,053 Mark Clayton (1991), 70 receptions
- 1,050 O.J. McDuffie (1998), 90 receptions
- 1,037 Tony Martin (1999), 67 receptions
- 1,011 Mark Clayton (1989), 64 receptions
- 1,010 Irving Fryar (1993), 64 receptions
- 1,003 Mark Duper (1983), 51 receptions

##### **Game**

- 217 Mark Duper (11/10/85 vs. N.Y. Jets), 8 receptions
- 211 Irving Fryar (9/4/94 vs. New England), 5 receptions
- 210 Nat Moore (10/4/81 vs. N.Y. Jets), 7 receptions
- 202 Mark Duper (10/9/83 vs. Buffalo), 7 receptions
- 180 Duriel Harris (10/28/79 vs. Green Bay), 10 receptions

#### **MOST RECEIVING YARDS BY ROOKIE**

##### **Season**

- 883 Chris Chambers (2001), 48 receptions
- 874 Terry Kirby (1993), 75 receptions
- 868 Jack Clancy (1967), 67 receptions
- 605 Nat Moore (1974), 37 receptions
- 575 Ferrell Edmunds (1988), 33 receptions

##### **Game**

- 148 Terry Kirby (12/19/93 vs. Buffalo), 9 receptions
- 126 Jack Clancy (12/3/67 at Houston), 7 receptions
- 124 Chris Chambers (12/22/01 at New England), 7 receptions
- 121 Mel Baker (12/15/74 vs. New England), 4 receptions
- 117 Ferrell Edmunds (11/27/88 at N.Y. Jets), 2 receptions
- 116 Duriel Harris (11/22/76 vs. Baltimore), 5 receptions

#### **MOST RECEIVING TOUCHDOWNS**

##### **Career**

- 81 Mark Clayton (1983-92), 550 receptions
- 74 Nat Moore (1974-86), 510 receptions
- 59 Mark Duper (1982-92), 511 receptions
- 33 Paul Warfield (1970-74), 156 receptions
- 29 O.J. McDuffie (1993-01), 415 receptions

##### **Season**

- 18 Mark Clayton (1984), 73 receptions
- 14 Mark Clayton (1988), 86 receptions
- 12 Nat Moore (1977), 52 receptions
- 12 Mark Clayton (1991), 70 receptions
- 11 Karl Noonan (1968), 58 receptions
- 11 Paul Warfield (1971), 43 receptions
- 11 Paul Warfield (1973), 29 receptions
- 11 Mark Duper (1986), 67 receptions

##### **Game**

- 4 Paul Warfield (12/15/73 vs. Detroit), 21,7,16,4
- 4 Mark Ingram (11/27/94 at N.Y. Jets), 10,17,28,8
- 3 Paul Warfield (11/14/71 vs. Pittsburgh), 12,86,60

- 3 Nat Moore (11/24/77 at St. Louis), 4,9,28
- 3 Mark Clayton (12/17/84 vs. Dallas), 41,39,63
- 3 Mark Duper (12/20/87 at L.A. Rams), 69,5,20
- 3 Mark Duper (12/20/87 vs. Washington), 26,59,6
- 3 Irving Fryar (9/4/94 vs. New England), 54,50,35
- 3 O.J. McDuffie (11/29/98 vs. New Orleans), 22,7,9
- 3 Lamar Thomas (12/21/98 vs. Denver), 9,56,17

#### **MOST RECEIVING TOUCHDOWNS BY ROOKIE Season**

- 7 Chris Chambers (2001), 48 receptions
- 5 Andre Brown (1989), 24 receptions
- 4 Randy McMichael (2002), 39 receptions
- 3 Jack Harper (1967), 11 receptions
- 3 Jimmy Cefalo (1978), 6 receptions
- 3 Ferrell Edmunds (1988), 33 receptions
- 3 Terry Kirby (1993), 75 receptions

#### **MOST CONSECUTIVE GAMES WITH RECEIVING TOUCHDOWN**

- 6 Paul Warfield (4th through 9th in 1971)
- 6 Mark Clayton (13th through 16th in 1988 and 2nd through 3rd in 1989)

#### **HIGHEST RECEIVING AVERAGE**

##### **Career (minimum 100 receptions)**

- 21.5 Paul Warfield (1970-74), 156 receptions
- 17.4 Mark Duper (1982-92), 511 receptions
- 16.9 Durriel Harris (1976-83, 1985), 269 receptions
- 16.2 Chris Chambers (2001-02), 100 receptions
- 16.0 Irving Fryar (1993-95), 199 receptions

##### **Season (minimum 24 receptions)**

- 25.1 Paul Warfield (1970), 28/703 yards
- 23.2 Paul Warfield (1971), 43/996 yards
- 21.8 Jimmy Cefalo (1981), 29/631 yards
- 20.9 Paul Warfield (1972), 29/606 yards
- 20.0 Bo Roberson (1966), 26/519 yards

##### **Game (minimum three receptions)**

- 52.7 Paul Warfield (11/14/71 vs. Pittsburgh), 3/158
- 42.2 Irving Fryar (9/4/94 vs. New England), 5/211
- 41.3 Nat Moore (10/10/76 at Baltimore), 3/124
- 40.0 Paul Warfield (10/3/70 vs. Oakland), 3/120
- 38.0 Nat Moore (9/25/77 at San Francisco), 3/114

#### **HIGHEST RECEIVING AVERAGE BY ROOKIE**

##### **Season (minimum 24 receptions)**

- 18.4 Chris Chambers (2001), 48/883 yards
- 17.4 Ferrell Edmunds (1988), 33/575 yards
- 17.1 Andre Brown (1989), 24/410 yards

##### **Game (minimum three receptions)**

- 37.7 Chris Chambers (11/11/01 at Indianapolis), 3/113

- 30.3 Mel Baker (12/15/74 vs. New England), 4/121
- 25.3 Chris Chambers (10/28/01 at Seattle), 3/76

#### **MOST 100-YARD RECEIVING GAMES**

##### **Career**

- 28 Mark Duper (1982-92)
- 22 Mark Clayton (1983-92)
- 12 Nat Moore (1974-86)
- 10 Paul Warfield (1970-74)
- 10 Durriel Harris (1976-83, 1985)
- 10 Irving Fryar (1993-95)

##### **Season**

- 8 Mark Duper (1986)
- 6 Mark Clayton (1984)
- 6 Irving Fryar (1994)
- 5 Mark Clayton (1989)
- 5 Tony Martin (1999)
- 4 Paul Warfield (1971)
- 4 Durriel Harris (1979)
- 4 Mark Duper (1984)

#### **MOST 100-YARD RECEIVING GAMES BY ROOKIE**

##### **Season**

- 3 Jack Clancy (1967)
- 3 Chris Chambers (2001)
- 2 Terry Kirby (1993)
- 1 Mel Baker (1974)
- 1 Durriel Harris (1976)
- 1 Ferrell Edmunds (1988)
- 1 Andre Brown (1989)

#### **MOST CONSECUTIVE 100-YARD RECEIVING GAMES**

- 4 Irving Fryar (10th through 13th in 1994)
- 3 Mark Clayton (14th through 16th in 1984)
- 3 Mark Duper (3rd through 5th in 1986)

#### **TOTAL YARDS FROM SCRIMMAGE**

(rushing/receiving)

##### **Career**

- 8,859 Mark Duper (1982-92), -10/8,869
- 8,751 Mark Clayton (1983-92), 108/8,643
- 7,795 Nat Moore (1974-86), 248/7,547
- 7,425 Larry Csonka (1968-74, 1979), 6,737/688
- 7,135 Tony Nathan (1979-87), 3,543/3,592
- 5,854 Jim Kiick (1968-74), 3,644/2,210
- 5,123 O.J. McDuffie (1993-01), 49/5,074
- 4,567 Durriel Harris (1976-83, 1985), 33/4,534

##### **Season**

- 2,216 Ricky Williams (2002), 1,853/363
- 1,450 Delvin Williams (1978), 1,258/192
- 1,424 Mark Clayton (1984), 35/1,389
- 1,340 Lamar Smith (2000), 1,139/201
- 1,318 Tony Nathan (1985), 667/651
- 1,306 Mark Duper (1984), 0/1,306
- 1,303 Mark Duper (1986), -10/1,313
- 1,276 Lorenzo Hampton (1986), 830/446
- 1,270 Irving Fryar (1994), 0/1,270
- 1,264 Terry Kirby (1993), 390/874

##### **Game**

- 252 Troy Stradford (11/22/87 at Dallas), 169/83



- 235 Ricky Williams (12/1/02 at Buffalo), 228/7  
 \*227 Lamar Smith (12/30/00 vs. Indianapolis), 209/18  
 217 Mark Duper (11/10/85 vs. N.Y. Jets), 0/217  
 216 Ricky Williams (12/9/02 vs. Chicago), 216/0

### By Rookie, Season

- 1,264 Terry Kirby (1993), 390/874  
 1,255 Karim Abdul-Jabbar (1996), 1,116/139  
 1,076 Troy Stradford (1987), 619/457  
 1,043 Jim Kiick (1968), 621/422  
 872 Chris Chambers (2001), -11/883

## COMBINED YARDAGE

(rushing/receiving/returns)

### Career

- 9,276 Mark Clayton (1983-92), 108/8,643/525  
 8,950 Nat Moore (1974-86), 248/7,547/1,155  
 8,859 Mark Duper (1982-92), -10/8,869/0  
 8,752 Tony Nathan (1979-87), 3,543/3,592/1,617  
 8,353 O.J. McDuffie (1993-01), 49/5,074/3,230  
 7,486 Mercury Morris (1969-75), 3,877/491/3,118

### Season

- 2,216 Ricky Williams (2002), 1,853/363/0  
 1,683 Chris Chambers (2001), -11/883/811  
 1,655 John Avery (1998), 503/67/1,085  
 1,603 Tony Nathan (1979), 68/213/1,322  
 1,552 O.J. McDuffie (1995), 6/819/727

### Game

- 302 Mercury Morris (11/1/70 at Baltimore), 8-89/3-68/6-145  
 \*280 O.J. McDuffie (12/30/95 at Buffalo), 1-9/11-54/6-117  
 254 Freddie Solomon (10/9/77 at Baltimore), 0-0/4-51/7-203  
 252 Freddie Solomon (12/5/76 vs. Buffalo), 1-59/5-114/1-79t  
 252 Troy Stradford (11/22/87 at Dallas), 17-169/6-83/0-0

### By Rookie, Season

- 1,683 Chris Chambers (2001), -11/883/811  
 1,655 John Avery (1998), 503/67/1,085  
 1,603 Tony Nathan (1979), 68/213/1,322

## PUNTING

### MOST PUNTS

#### Career

- 633 Larry Seiple (1967-77), 25,347 yards  
 555 Reggie Roby (1983-92), 24,035 yards  
 227 George Roberts (1978-80), 9,314 yards

#### Season

- 93 Klaus Wilmsmeyer (1998), 42.5 average  
 92 Matt Turk (2000), 42.1 average  
 83 Tom Orosz (1981), 40.8 average  
 81 George Roberts (1978), 40.3 average  
 81 Matt Turk (2001), 41.0 average

#### Game

- 10 George Wilson, Jr. (9/9/66 vs. N.Y. Jets), 483 yards  
 10 George Roberts (10/12/80 at New England), 445 yards

- 10 Klaus Wilmsmeyer (9/20/98 vs. Pittsburgh), 458 yards  
 9 Larry Seiple (9/18/77 at Buffalo), 325 yards  
 9 Matt Turk (9/10/00 at Minnesota), 394 yards

### HIGHEST PUNTING AVERAGE

#### Career (minimum 120 punts)

- 44.2 John Kidd (1994-97), 201 punts  
 43.3 Reggie Roby (1983-92), 555 punts  
 41.6 Matt Turk (2000-01), 173 punts

#### Season (minimum 40 punts)

- 46.3 John Kidd (1996), 78 punts  
 45.7 Reggie Roby (1991), 54 punts  
 44.7 Reggie Roby (1984), 51 punts  
 44.2 Reggie Roby (1986), 56 punts  
 43.7 Reggie Roby (1985), 59 punts

#### Game (minimum 4 punts)

- 58.5 Reggie Roby (9/28/86 vs. San Francisco), 4-234 yards  
 54.4 John Kidd (10/27/96 vs. Dallas), 5-272 yards  
 53.8 Reggie Roby (10/20/91 vs. Houston), 4-215 yards  
 52.7 Reggie Roby (9/22/91 vs. Green Bay), 7-369 yards  
 52.3 Reggie Roby (9/15/91 at Detroit), 4-209 yards

### LONGEST PUNTS

- 77 Reggie Roby (11/29/87 at Buffalo), net 77  
 77 Matt Turk (11/25/01 at Buffalo), touchback  
 73 Larry Seiple (11/14/71 vs. Pittsburgh), touchback  
 73 Reggie Roby (9/28/86 vs. San Francisco), touchback  
 73 Reggie Roby (10/5/86 at New England), net 73  
 71 George Roberts (11/2/80 at Oakland), net 62

## PUNT RETURNS

### MOST PUNT RETURNS

#### Career

- 127 Jake Scott (1970-75)  
 127 O.J. McDuffie (1993-01)  
 79 Tom Vigorito (1981-85)  
 75 Scott Schwedes (1987-90)  
 71 Freddie Solomon (1975-77)

#### Season

- 41 Mark Clayton (1983), 9.6 average  
 36 Tom Vigorito (1981), 10.5 average  
 33 Jake Scott (1971), 9.6 average

#### Game

- 7 Mercury Morris (10/19/69 at Kansas City), 17.6 average  
 6 Jake Scott (11/10/74 at New Orleans), 16.5 average  
 6 Freddie Solomon (12/5/77 vs. Baltimore), 9.3 average  
 6 Tom Vigorito (11/30/81 vs. Philadelphia), 12.2 average  
 6 Mark Clayton (11/20/83 vs. Baltimore), 16.2 average

- 6 Vince Heflin (9/23/84 vs. Indianapolis),  
12.7 average  
\*6 Nate Jacquet (1/9/00 at Seattle), 10.5  
avg.

## **MOST PUNT RETURN YARDS**

### **Career**

- 1,330 Jake Scott (1970-75)  
1,127 O.J. McDuffie (1993-01)  
830 Tom Vigorito (1981-85)  
810 Freddie Solomon (1975-77)

### **Season**

- 392 Mark Clayton (1983), 9.6 average  
379 Tom Vigorito (1981), 10.5 average  
377 Jeff Ogden (2001), 11.8 average

### **Game**

- 123 Mercury Morris (10/19/69 at Kansas  
City), 7 returns  
114 O.J. McDuffie (12/13/93 vs. Pittsburgh),  
5 returns  
106 James Pruitt (9/14/86 vs. Indianapolis),  
2 returns  
99 Jake Scott (11/10/74 at New Orleans),  
6 returns

## **MOST PUNT RETURN TOUCHDOWNS**

### **Career**

- 2 Freddie Solomon (1975-77)  
2 Tom Vigorito (1981-85)  
2 O.J. McDuffie (1993-01)

### **Season**

- 2 O.J. McDuffie (1993)

## **LONGEST PUNT RETURNS**

- 87t Tom Vigorito (9/10/81 vs. Pittsburgh)  
86t Tony Nathan (10/14/79 vs. Buffalo)  
81t Jeff Ogden (10/29/00 vs. Green Bay)  
79t Freddie Solomon (12/5/76 vs. Buffalo)  
77t Jake Scott (11/22/70 vs. Baltimore)  
72t O.J. McDuffie (12/13/93 vs. Pittsburgh)  
71t James Pruitt (9/14/86 vs. Indianapolis)  
71t O.J. McDuffie (10/24/93 vs. Indianapolis)

## **HIGHEST PUNT RETURN AVERAGE**

### **Career (minimum 50 returns)**

- 13.7 Jeff Ogden (2000-01), 51 returns  
11.4 Freddie Solomon (1975-77), 71 returns  
10.5 Jake Scott (1970-75), 127 returns  
10.5 Tom Vigorito (1981-85), 79 returns

### **Season (minimum 15 returns)**

- 17.0 Jeff Ogden (2000), 19 returns  
12.5 Nate Jacquet (1999), 28 returns  
12.3 Freddie Solomon (1975), 26 returns  
12.2 Terrell Buckley (1998), 29 returns  
12.1 Jake Scott (1973), 22 returns

### **Game (minimum 4 returns)**

- 22.8 O.J. McDuffie (12/13/93 vs. Pittsburgh),  
5-114 yards  
21.5 O.J. McDuffie (10/24/93 vs. Indianapolis),  
4-86 yards  
21.5 Nate Jacquet (10/17/99 at New England),  
4-86 yards  
18.8 Charlie Babb (11/23/75 vs. Baltimore),  
4-75 yards

## **MOST FAIR CATCHES**

### **Career**

- 91 O.J. McDuffie (1993-01) of 218 punts  
55 Jake Scott (1970-75) of 182 punts  
30 Scott Miller (1991-94) of 83 punts  
29 Dick Anderson (1968-77) of 74 punts

### **Season**

- 24 O.J. McDuffie (1996) of 46 punts  
22 O.J. McDuffie (1993) of 36 punts  
18 Jake Scott (1971) of 51 punts  
16 Jake Scott (1973) of 38 punts

### **Game**

- 6 Jake Scott (12/20/70 vs. Buffalo) of 8  
punts

---

## **KICKOFF RETURNS**

---

## **MOST KICKOFF RETURNS**

### **Career**

- 123 Fulton Walker (1981-85)  
111 Mercury Morris (1969-75)  
107 Brock Marion (1998-02)

### **Season**

- 62 Brock Marion (1999), 24.6 average  
46 Travis Minor (2002), 23.3 average  
45 Tony Nathan (1979), 22.6 average  
45 Lorenzo Hampton (1985), 22.7 average  
43 Mercury Morris (1969), 26.4 average  
43 John Avery (1998), 25.2 average

### **Game**

- 7 Don Bessillieu (10/12/80 at New England),  
20.4 average  
7 Fulton Walker (11/8/81 at New England),  
23.7 average  
7 Joe Cribbs (12/18/88 at Pittsburgh),  
21.3 average  
7 Brock Marion (12/12/99 at N.Y. Jets),  
20.4 avg.  
7 Brock Marion (10/23/00 at N.Y. Jets),  
27.6 avg.  
7 Albert Johnson (9/29/02 at Kansas City),  
29.3 average  
7 Travis Minor (10/13/02 at Denver), 30.7  
average

## **MOST KICKOFF RETURN YARDS**

### **Career**

- 2,947 Mercury Morris (1969-75)  
2,944 Fulton Walker (1981-85)  
2,517 Brock Marion (1998-01)  
2,103 O.J. McDuffie (1993-01)  
2,058 Irving Spikes (1994-97)

### **Season**

- 1,524 Brock Marion (1999), 24.6 average  
1,136 Mercury Morris (1969), 26.4 average  
1,085 John Avery (1998), 25.2 average  
1,071 Travis Minor (2002), 23.3 average  
1,020 Lorenzo Hampton (1985), 22.7 average

### **Game**

- 215 Travis Minor (10/13/02 at Denver), long  
66  
205 Albert Johnson (9/29/02 at Kansas City),  
long 49  
204 Gene Milton (9/21/68 vs. Oakland), long  
73

193 Brock Marion (10/23/00 at N.Y. Jets), long 47

\*\*190 Fulton Walker (1/30/83 vs. Washington), long 98t

## **MOST KICKOFF RETURN TOUCHDOWNS**

### **Career**

- 3 Mercury Morris (1969-75)
- 1 by three players (last – Marc Logan, 10/1/89 at Houston)

### **Season**

- 1 Six times (last – Marc Logan, 10/1/89 at Houston)

## **LONGEST KICKOFF RETURNS**

105t Mercury Morris (9/14/69 at Cincinnati)

\*\*98t Fulton Walker (1/30/83 vs. Washington)

97t Marc Logan (10/1/89 at Houston)

96t Mercury Morris (12/6/70 vs. Boston)

95t Joe Auer (9/2/66 vs. Oakland)

95 Bobby Neff (9/14/68 vs. Houston)

## **HIGHEST KICKOFF RETURN AVERAGE**

### **Career (minimum 50 returns)**

26.5 Mercury Morris (1969-75), 111 returns

25.3 Duriel Harris (1976-83, 1985), 56 returns

23.9 Fulton Walker (1981-85), 123 returns

### **Season (minimum 14 returns)**

32.9 Duriel Harris (1976), 17 returns, 559 yards

29.6 Gary Davis (1977), 14 returns, 414 yards

29.0 Mercury Morris (1970), 28 returns, 812 yards

### **Game (minimum 4 returns)**

\*\*47.5 Fulton Walker (1/30/83 vs. Washington), 4-190

42.8 Freddie Solomon (10/9/77 at Baltimore), 4-171

39.3 Brock Marion (10/4/99 vs. Buffalo), 4-157

## **INTERCEPTIONS**

## **MOST INTERCEPTIONS**

### **Career**

- 35 Jake Scott (1970-75)
- 34 Dick Anderson (1968-77)
- 29 Glenn Blackwood (1979-87)
- 26 Sam Madison (1997-02)
- 24 William Judson (1982-89)
- 24 Louis Oliver (1989-93, 1995-96)

### **Season**

- 10 Dick Westmoreland (1967), 127 yards
- 8 Willie West (1966), 62 yards
- 8 Dick Anderson (1968), 230 yards
- 8 Dick Anderson (1970), 191 yards
- 8 Dick Anderson (1973), 163 yards
- 8 Jake Scott (1974), 75 yards
- 8 Terrell Buckley (1998), 157 yards
- 8 Sam Madison (1998), 114 yards

### **Game**

- 4 Dick Anderson (12/3/73 vs. Pittsburgh), 121 yards
- 3 Willie West (10/23/66 at Houston), 49 yards
- 3 Dick Westmoreland (1/26/67 vs. Buffalo), 43 yards

3 Charlie Babb (9/22/75 vs. Oakland), 18 yards

3 Curtis Johnson (11/9/75 vs. N.Y. Jets), 25 yards

3 Larry Gordon (12/10/78 vs. Oakland), 35 yards

\*3 A.J. Duhe (1/23/83 vs. N.Y. Jets), 36 yards

3 William Judson (10/16/83 at N.Y. Jets), 23 yards

3 Louis Oliver (10/4/92 at Buffalo), 170 yards

3 Sam Madison (11/7/99 vs. Tennessee), 101 yards

## **MOST INTERCEPTIONS BY ROOKIE**

### **Season**

- 8 Dick Anderson (1968), 230 yards
- 5 Lloyd Mumphord (1969), 102 yards
- 5 Jake Scott (1970), 112 yards
- 5 Don McNeal (1980), 17 yards

### **Game**

- 2 Dick Anderson (11/24/68 at Boston), 109 yards
- 2 Jake Scott (12/7/69 vs. Denver), 0 yards
- 2 Don McNeal (10/12/80 at New England), 2 yards
- 2 Jarvis Williams (10/9/88 at L.A. Raiders), 23 yards

## **MOST CONSECUTIVE GAMES WITH INTERCEPTION**

- 5 Dick Westmoreland (9th through 13th in 1967)

## **MOST INTERCEPTION RETURN YARDS**

### **Career**

- 792 Dick Anderson (1968-77), 23.3 average
- 569 Louis Oliver (1989-93, 1995-96), 23.7 average
- 428 Brock Marion (1998-02), 25.2 average
- 425 Jake Scott (1970-75), 12.1 average
- 398 Glenn Blackwood (1979-87), 13.7 average

### **Season**

- 230 Dick Anderson (1968), 8 for 28.8 average
- 227 Brock Marion (2001), 5 for 45.4 average
- 200 Louis Oliver (1992), 5 for 40.0 average
- 198 Jimmy Warren (1966), 5 for 39.6 average

### **Game**

- 170 Louis Oliver (10/4/92 at Buffalo), 3 interceptions
- 121 Dick Anderson (12/3/73 vs. Pittsburgh), 4 interceptions
- 109 Dick Anderson (11/24/68 at Boston), 2 interceptions

## **LONGEST INTERCEPTION RETURNS**

- 103t Louis Oliver (10/4/92 at Buffalo), Jim Kelly
- 100t Brock Marion (1/6/02 vs. Buffalo), Travis Brown
- 96t Dick Anderson (11/24/68 at Boston), Tom Sherman



- 91t Terrell Buckley (10/13/96 at Buffalo), Jim Kelly  
 86t Dick Anderson (12/20/70 vs. Buffalo), Dennis Shaw  
 86t William Judson (60t), Mike Kozlowski (26, lateral), (9/9/84 vs. New England), Steve Grogan  
 76t Troy Vincent (58t), Gene Atkins (18, lateral), (12/12/94 vs. Kansas City), Steve Bono  
 70t Jimmy Warren (11/13/66 at Kansas City), Len Dawson  
 67t Troy Vincent (9/3/95 vs. N.Y. Jets), Boomer Esiason  
 \*62t Dick Anderson (1/2/72 vs. Baltimore), John Unitas  
 62 Brock Marion (9/22/02 vs. N.Y. Jets), Chad Pennington  
 61t William Judson (9/8/85 at Houston), Warren Moon  
 61t Calvin Jackson (11/25/96 vs. Pittsburgh), Mike Tomczak  
 61 Terrell Buckley (12/13/98 vs. N.Y. Jets), Vinny Testaverde

## TOUCHDOWN INTERCEPTIONS

### Career

- 4 Zach Thomas (1996-02)  
 3 Dick Anderson (1968-77)  
 2 Dick Westmoreland (1966-69)  
 2 Jimmy Warren (1966-67)  
 2 Bill Stanfill (1969-76)  
 2 Lloyd Mumphord (1969-74)  
 2 Mike Kozlowski (1979-86)  
 2 Don McNeal (1980-89)  
 2 William Judson (1982-89)  
 2 Louis Oliver (1989-93, 1995-96)  
 2 Troy Vincent (1992-95)  
 2 Terrell Buckley (1995-99)  
 2 Brock Marion (1998-02)  
 2 Patrick Surtain (1998-02)

### Season

- 2 Bill Stanfill (1969), 15, 17 yards  
 2 Dick Anderson (1973), 27, 38 yards  
 2 Mike Kozlowski (1983), 35, 38 yards  
 2 Zach Thomas (1998), 17, 1 yards  
 2 Brock Marion (2001), 26, 100 yards

### Game

- 2 Dick Anderson (12/3/73 vs. Pittsburgh)  
 2 Mike Kozlowski (12/16/83 vs. N.Y. Jets)

## SACKS

### MOST SACKS

#### Career

- 67% Bill Stanfill (1969-76)  
 65% Doug Betters (1978-87)  
 64 Vern Den Herder (1971-81)  
 59% Jeff Cross (1988-95)  
 58 Jason Taylor (1997-02)

#### Season

- 18% Bill Stanfill (1973)  
 18% Jason Taylor (2002)  
 16% Trace Armstrong (2000)  
 16 Doug Betters (1983)  
 14% Jason Taylor (2000)

### Game

- 5 Bill Stanfill (10/7/73 vs. N.Y. Jets)  
 5 Vern Den Herder (10/21/73 vs. Buffalo)  
 5 Bill Stanfill (11/17/74 vs. Buffalo)  
 4 Vern Den Herder (9/22/74 at Buffalo)  
 4 Vern Den Herder (11/11/79 vs. Baltimore)  
 4 Doug Betters (9/4/83 at Buffalo)  
 4 E.J. Junior (10/6/91 at New England)

## MOST SACKS BY ROOKIE

### Season

- 8 Bill Stanfill (1969)  
 8 Lorenzo Bromell (1998)  
 7 A.J. Duhe (1977)  
 6 Marco Coleman (1992)  
 5 Derrick Rodgers (1997)  
 5 Jason Taylor (1997)

### Game

- 3 A.J. Duhe (11/6/77 at N.Y. Jets)  
 3 Marco Coleman (10/25/92 vs. Indianapolis)  
 2 Bill Stanfill (10/26/69 vs. Buffalo)  
 2 Bob Baumhower (11/20/77 at Cincinnati)  
 2 A.J. Duhe (12/11/77 at New England)  
 2 Doug Betters (10/29/78 vs. Baltimore)  
 2 Charles Bowser (1/2/83 at Baltimore)  
 2 John Bosa (12/17/87 vs. N.Y. Jets)  
 2 Marco Coleman (11/1/92 at N.Y. Jets)  
 2 Shane Burton (12/1/96 at Oakland)  
 2 Derrick Rodgers (10/12/97 at N.Y. Jets)  
 2 Lorenzo Bromell (9/13/98 vs. Buffalo)  
 2 Lorenzo Bromell (11/29/98 vs. New Orleans)

## FUMBLES

### MOST FUMBLES

#### Career

- 106 Dan Marino (1983-99)  
 52 Bob Griese (1967-80)  
 34 Tony Nathan (1979-87)  
 29 Mercury Morris (1969-75)  
 21 Larry Csonka (1968-74, 1979)

#### Season

- 9 Bob Griese (1971)  
 9 Tony Nathan (1980)  
 9 Dan Marino (1985)  
 9 Dan Marino (1986)  
 9 Dan Marino (1994)  
 9 Dan Marino (1998)  
 8 Six times (last – Ray Lucas, 2002)

#### Game

- 4 Craig Erickson (10/6/96 vs. Seattle)  
 3 Rick Norton (9/9/66 vs. N.Y. Jets)  
 3 Rick Norton (11/9/69 at Boston)  
 3 Mercury Morris (11/15/70 vs. New Orleans)  
 3 Tony Nathan (11/30/80 vs. San Diego)  
 3 Scott Schwedes (12/13/87 at Philadelphia)  
 3 Dan Marino (10/27/97 vs. Chicago)

### MOST FUMBLES BY ROOKIE

#### Season

- 8 Tony Nathan (1979)  
 7 Scott Schwedes (1987)  
 6 Bob Griese (1967)  
 6 Rick Norton (1966)  
 6 Troy Stradford (1987)

**Game**

- 3 Rick Norton (9/9/66 vs. N.Y. Jets)
- 3 Scott Schwedes (12/13/87 at Philadelphia)

**MOST OWN FUMBLE RECOVERIES****Career**

- 38 Dan Marino (1983-99)
- 23 Bob Griese (1967-80)

**Season**

- 7 Dan Marino (1988)
- 6 Bob Griese (1971)
- 4 Rick Norton (1969)
- 4 Dan Marino (1986)

**Game**

- 3 Rick Norton (11/9/69 at Boston)
- 3 Craig Erickson (10/6/96 vs. Seattle)

**MOST OPPONENT FUMBLE RECOVERIES****Career**

- 17 Dick Anderson (1968-77)
- 17 Bob Baumhower (1977-86)
- 14 Vern Den Herder (1971-81)
- 14 Jason Taylor (1997-02)
- 12 Larry Gordon (1976-82)

**Season**

- 6 Dick Anderson (1972)
- 5 Bud Brown (1985)
- 4 11 times (last – Jason Taylor, 2001)

**Game**

- 2 Tom Nomina (11/13/66 at Kansas City), 0 yards
- 2 Art Powell (10/18/70 at Buffalo), 0 yards
- 2 Jim Riley (11/7/76 vs. Buffalo), 0 yards
- 2 Jeris White (11/28/76 at Cleveland), 0 yards
- 2 Bob Baumhower (12/11/77 at New England), 0 yards
- 2 Tim Foley (11/29/79 vs. New England), 2 yards
- 2 Glenn Blackwood (10/19/80 vs. Buffalo), 0 yards
- 2 Doug Betters (11/6/83 at San Francisco), 0 yards
- 2 Bud Brown (9/8/85 vs Houston), 6 yards
- 2 Bryan Cox (10/31/93 vs. Kansas City), 1 yard
- 2 Jason Taylor (10/7/01 vs. New England), 1 yard, 1 TD

**LONGEST FUMBLE RETURN**

- 68 A.J. Duhe (10/15/78 at San Diego), Dan Fouts

**FUMBLE RETURNS FOR TOUCHDOWNS**

- 59t Trell Hooper (10/11/87 vs. Kansas City), Robert Parker
- 55t Liffort Hobley (10/11/87 vs. Kansas City), Chris Smith
- 44t Don Bessillieu (10/19/80 vs. Buffalo), Joe Cribbs
- 37t Pat Johnson (12/24/95 at St. Louis), Todd Kinchen
- 35t Dick Anderson (10/15/72 vs. San Diego), Mike Garrett
- 29t Jason Taylor (10/1/00 at Cincinnati), Akili Smith

- 25t Mike Kozlowski (12/6/81 vs. New England), Sam Cunningham
- 22t Terrell Buckley (10/27/97 vs. Chicago), Ricky Proehl
- 21t Bob Baumhower (10/7/84 at Pittsburgh), Mark Malone
- 20t Sam Madison (10/8/00 vs. Buffalo), Sammy Morris
- 19t Liffort Hobley (10/9/88 at L.A. Raiders), Vance Mueller
- 13t Nick Buoniconti (9/30/73 vs. New England), John Tarver
- 13t Bob Baumhower (10/9/78 vs. Cincinnati), Dave Turner
- 13t Brian Sochia (12/30/90 vs. Indianapolis), Jeff George
- 10t Willie West (10/6/68 at Houston), Bob Davis
- 10t Sean Hill (9/1/96 vs. New England), Louis Oliver
- 7t Bob Brudzinski (10/27/85 at Detroit), Eric Hipple
- 4t O.J. McDuffie (10/12/97 at N.Y. Jets), Charles Jordan
- 4t Jason Taylor (9/13/99 at Denver), Brian Griese
- 1t Cliff Odom (10/28/90 at Indianapolis), Jack Trudeau
- 1t Jason Taylor (10/7/01 vs. New England), Tom Brady
- 0t Chuck Klingbeil (9/22/91 vs. Green Bay), Don Majkowski
- 0t Scott Miller (9/1/96 vs. New England), Stanley Pritchett
- 0t Tim Bowens (11/30/97 at Oakland), Jeff George
- 0t Travis Minor (10/28/01 at Seattle), Jay Fiedler
- 0t Trent Gamble (9/8/02 vs. Detroit), Chris Cash

**TOUCHDOWN FUMBLE RETURNS****Career**

- 3 Jason Taylor (1997-02)
- 2 Bob Baumhower (1977-86)
- 2 Liffort Hobley (1987-93)

**TAKEAWAYS**

(interceptions/fumble recoveries)

**MOST TAKEAWAYS****Career**

- 51 Dick Anderson (1968-77), 34 INTs, 17 FRs
- 42 Jake Scott (1970-75), 35 INTs, 7 FRs
- 41 Glenn Blackwood (1979-87), 29 INTs, 12 FRs
- 31 Louis Oliver (1989-93, 1995-96), 24 INTs, 7 FRs
- 30 Curtis Johnson (1970-78), 22 INTs, 8 FRs
- 30 Tim Foley (1970-80), 22 INTs, 8 FRs

**Season**

- 11 Dick Anderson (1970), 8 INTs, 3 FRs
- 11 Jake Scott (1974), 8 INTs, 3 FRs
- 10 Dick Westmoreland (1967), 10 INTs
- 9 Dick Anderson (1968), 8 INTs, 1 FR

- 9 Dick Anderson (1972), 3 INTs, 6 FRs  
 9 Terrell Buckley (1998), 8 INTs, 1 FR
- Game**
- 4 Dick Anderson (12/3/73 vs. Pittsburgh), 4 INTs  
 4 Jeris White (11/26/76 at Cleveland), 2 INTs, 2 FRs

### MOST TAKEAWAYS BY ROOKIE

- Season**
- 9 Dick Anderson (1968), 8 INTs, 1 FR  
 7 Lloyd Mumphord (1969), 5 INTs, 2 FRs  
 7 Curtis Johnson (1970), 3 INTs, 4 FRs  
 7 Jarvis Williams (1988), 4 INTs, 3 FRs
- Game**
- 3 Lloyd Mumphord (12/7/69 vs. Denver), 2 INTs, 1 FR

## BLOCKED KICKS

### MOST BLOCKED KICKS

- Career**
- 9 Curtis Johnson (1970-78), 6 FGs, 2 Punts, 1 PAT  
 8 Lloyd Mumphord (1969-74), 7 FGs, 1 Punt  
 5 Vern Den Herder (1971-81), 4 FGs, 1 Punt  
 5 William Judson (1982-89), 3 FGs, 2 Punts  
 5 Jeff Cross (1988-95), 3 FGs, 1 Punt, 1 PAT
- Season**
- 4 Wahoo McDaniel (1966), 1 FG, 3 PATs  
 3 Frank Cornish (1970), 2 FGs, 1 PAT  
 3 Curtis Johnson (1972), 1 FG, 2 Punts  
 3 Shane Burton (1998), 3 FGs

### MOST BLOCKED FIELD GOALS

- Career**
- 7 Lloyd Mumphord (1969-74)  
 6 Curtis Johnson (1970-78)  
 4 Vern Den Herder (1971-81)

- 4 Bob Baumhower (1977-86)
- Season**
- 3 Shane Burton (1998)  
 2 Ten times, last 1984

### BLOCKED FIELD GOAL RETURNS

- 51t Lloyd Mumphord (12/6/70 vs. Boston), Gino Capelletti  
 47t Curtis Johnson (12/19/71 vs. Green Bay), Tim Webster

### SHORT FIELD GOAL RETURNS

- 50 Jake Scott (12/6/70 vs. Boston), Gino Capelletti

### MOST BLOCKED PUNTS

- Career**
- 3 Tim Foley (1970-80)  
 2 Curtis Johnson (1970-78)  
 2 William Judson (1982-89)  
 2 Marc Logan (1989-91)
- Season**
- 2 Curtis Johnson (1972)  
 2 Tim Foley (1973)  
 2 Marc Logan (1991)

### BLOCKED PUNT RETURNS

- 19t Mark Higgs (10/18/90 vs. New England), Brian Hansen  
 8t Tim Foley (11/11/73 vs. Baltimore), David Lee  
 \*5t Charlie Babb (12/24/72 vs. Cleveland), Don Cockroft  
 5t Tim Foley (11/11/73 vs. Baltimore), David Lee

### MOST BLOCKED POINTS AFTER TOUCHDOWNS

- Career**
- 3 Wahoo McDaniel (1966-68)  
 3 Doug Betters (1978-87)

# TEAM RECORDS

## CHAMPIONSHIPS

### SUPER BOWL:

- 2 1972, 1973

### AMERICAN FOOTBALL CONFERENCE:

- 5 1971, 1972, 1973, 1982, 1984

### AFC EASTERN DIVISION:

- 16 1971, 1972, 1973, 1974, 1975, 1977, 1978, 1979, 1981, 1982, 1983, 1984, 1985, 1992, 1994, 2000

### PLAYOFF BERTHS:

- 21 1970, 1971, 1972, 1973, 1974, 1978, 1979, 1981, 1982, 1983, 1984, 1985, 1990, 1992, 1994, 1995, 1997, 1998, 1999, 2000, 2001

## GAMES

**REGULAR-SEASON RECORD:** 339-217-4 (.609)

**PLAYOFF RECORD:** 20-19 (.513)

**OVERALL RECORD:** 359-236-4 (.603)

### HOME REGULAR-SEASON RECORD:

196-79-3 (.710)

**PRO PLAYER STADIUM REGULAR-SEASON RECORD:** 86-41 (.677)

**HOME PLAYOFF RECORD:** 15-6 (.714)

**PRO PLAYER STADIUM PLAYOFF RECORD:** 5-2 (.714)

**HOME OVERALL RECORD:** 211-85-3 (.711)

**PRO PLAYER STADIUM OVERALL RECORD:** 91-43 (.679)



**ROAD REGULAR-SEASON RECORD:**

143-138-1 (.509)

**ROAD PLAYOFF RECORD:** 5-13 (.278)**ROAD OVERALL RECORD:** 148-151-1 (.498)**MOST WINS IN A SEASON:**

17 in 1972 (14 regular season, 3 playoffs)

16 in 1984 (14 regular season, 2 playoffs)

**BEST SEASON WINNING PERCENTAGE:**

1.000 in 1972 (14-0 regular season, 3-0 playoffs)

**FEWEST WINS IN A SEASON:** 3 in 1966 and 1969**LOWEST SEASON WINNING PERCENTAGE:**

.214 in 1966 (3-11)

---

**CONSECUTIVES**

---

**MOST WINS:**

18 1st in 1972 through 1st in 1973

**MOST REGULAR-SEASON WINS:**

16 14th in 1971 through 1st in 1973

16 12th in 1983 through 11th in 1984

**MOST HOME WINS:**

31 10/17/71 through 12/15/74

**MOST REGULAR-SEASON HOME WINS:**

27 10/17/71 through 12/15/74

**MOST ROAD WINS:**

9 9/17/72 through 1/14/73

**MOST REGULAR-SEASON ROAD WINS:**

7 9/17/72 through 12/10/72

7 12/4/83 through 11/4/84

**MOST WINS IN A SERIES:**

20 vs. Buffalo, 1970-79

**MOST PRESEASON WINS:**

11 5th in 1975 through 3rd in 1977

**MOST LOSSES:**

8 2nd through 9th in 1967

**MOST REGULAR-SEASON LOSSES:**

8 2nd through 9th in 1967

**MOST HOME LOSSES:**

4 12/23/67 through 9/28/68

4 10/23/88 through 12/4/88

**MOST ROAD LOSSES:**

10 11/13/66 through 12/3/67

**MOST LOSSES IN A SERIES:**

8 vs. N.Y. Jets, 1966-69

8 vs. N.Y. Jets, 1998-01

**MOST PRESEASON LOSSES:**

7 5th in 1988 through 2nd in 1990

5 1st through 5th in 1969

---

**SCORING**

---

**MOST POINTS SCORED**

Season 513 1984

Game 55 11/24/77 at St. Louis

**FEWEST POINTS SCORED**

Season 198 1982, 9 games

213 1966

Game 0 14 times, last 12/16/01 at San Francisco

**MOST POINTS ALLOWED**

Season 407 1967

Game \*62 1/15/00 at Jacksonville

58 9/18/66 at Buffalo

51 9/21/86 at N.Y. Jets

50 9/7/86 at San Diego

**FEWEST POINTS ALLOWED**

Season 131 1982, 9 games

150 1973, 14 games

Game 0 24 times, last 9/3/00 vs. Seattle

**MOST POINTS, BOTH TEAMS**

Game 96 at N.Y. Jets 51, Miami 45, ot (9/21/86)

81 Buffalo 47, at Miami 34 (12/19/93)

\*79 San Diego 41, at Miami 38, ot (1/2/82)

79 L.A. Raiders 45, at Miami 34 (12/2/84)

79 at Miami 41, Tampa Bay 38 (10/20/85)

78 at San Diego 50, Miami 28 (9/7/86)

\*78 at Buffalo 44, Miami 34 (1/12/91)

78 at Kansas City 48, Miami 30 (9/29/02)

**FEWEST POINTS, BOTH TEAMS**

Game 3 at New England 3, Miami 0 (12/12/82)

9 New England 6, at Miami 3 (11/20/88)

12 at Miami 9, Kansas City 3 (10/20/74)

12 Miami 12, at Buffalo 0 (9/4/83)

**MOST DECISIVE WIN**

Game 52 52-0 vs. New England (11/12/72)

44 44-0 vs. Baltimore (11/11/73)

43 43-0 at N.Y. Jets (10/19/75)

42 45-3 vs. N.Y. Jets (11/24/86)

42 42-0 vs. Kansas City (10/11/87)

**MOST DECISIVE LOSS**

Game \*55 62-7 at Jacksonville (1/15/00)

45 48-3 vs. Kansas City (9/28/68)

41 41-0 at Kansas City (10/8/67)

41 41-0 at Indianapolis (12/14/97)

35 35-0 at Baltimore (11/1/70)

35 42-7 at Kansas City (10/13/91)

\*35 38-3 at Denver (1/9/99)

**MOST TOUCHDOWNS SCORED**

Season 70 1984

Game 8 11/24/77 at St. Louis

**FEWEST TOUCHDOWNS SCORED**

Season 26 1966

**MOST TOUCHDOWNS ALLOWED**

Season 53 1967

Game 8 9/18/66 at Buffalo

\*8 1/15/00 at Jacksonville

**FEWEST TOUCHDOWNS ALLOWED**

Season 15 1973

**MOST TOUCHDOWNS SCORED BY****Rushing**

Season 26 1972, 1975  
Game 4 Eight times, last 12/10/89 vs.  
New England

**Passing**

Season 49 1984  
Game 6 11/24/77 at St. Louis  
6 9/21/86 at N.Y. Jets

**Interception**

Season 5 2001  
4 1966, 1998  
Game 2 12/3/73 vs. Pittsburgh  
2 9/12/82 at N.Y. Jets  
2 12/16/83 vs. N.Y. Jets  
2 12/6/98 at Oakland

**Kickoff Return** 1 Eight times, last 1989

**Punt Return** 2 1993

**Fumble Return**

Season 3 1997  
2 1987, 1990, 1996, 2000, 2001  
Game 2 10/11/87 vs. Kansas City  
2 9/1/96 vs. New England

**Blocked Punt Return**

Season 2 1973  
Game 2 11/11/73 vs. Baltimore

**FEWEST TOUCHDOWNS SCORED BY**

**Rushing** 5 1966

**Passing** 12 1969

**MOST TOUCHDOWNS ALLOWED BY****Rushing**

Season 23 1986  
Game 5 9/4/88 at Chicago

**Passing**

Season 31 1967  
Game 5 Six times, last 9/29/02 at  
Kansas City

**Interception**

Season 7 1999  
Game 2 12/18/88 at Pittsburgh  
2 11/23/97 at New England  
2 10/17/99 at New England  
2 11/18/01 vs. N.Y. Jets

**Kickoff Return** 2 1994

**Punt Return** 1 Seven times, last 12/18/94  
at Indianapolis

**Fumble Return** 2 1991, 1992, 1993, 1998, 1999

**Blocked FG**

**Return** 1 1979, 1989

**FEWEST TOUCHDOWNS ALLOWED BY**

**Rushing** 6 1998, 1999

**Passing** 5 1973

**MOST POINTS AFTER TOUCHDOWN SCORED**

Season 66 1984  
Game 7 11/12/72 vs. New England  
7 11/24/77 at St. Louis  
7 9/3/95 vs. N.Y. Jets  
7 9/8/02 vs. Detroit

**MOST POINTS AFTER TOUCHDOWN  
SCORED, OPPONENT**

Season 47 1967

Game \*8 1/15/00 at Jacksonville  
7 9/18/66 at Buffalo

**MOST FIELD GOALS SCORED**

Season 39 1999  
Game 6 10/17/99 at New England

**MOST FIELD GOALS SCORED, OPPONENT**

Season 31 1999  
Game 5 9/28/69 at Houston  
5 9/25/88 at Indianapolis  
\*5 1/17/93 vs. Buffalo  
5 10/13/02 at Denver

**MOST SAFETIES SCORED**

Season 2 1978  
Game 1 13 times, last 10/8/00 vs.  
Buffalo

**MOST SAFETIES SCORED, OPPONENT**

Season 2 Five times, last 1989  
Game 1 19 times, last 10/27/97 vs.  
Chicago

**MOST TWO-POINT CONVERSION ATTEMPTS**

Season 10 1994  
Game 4 at Indianapolis, 11/26/95

**MOST TWO-POINT CONVERSION ATTEMPTS,  
OPPONENT**

Season 5 1995  
Game 2 Three times, last 11/8/98 vs.  
Indianapolis

**MOST TWO-POINT CONVERSIONS**

Season 6 1994  
Game 2 at Indianapolis, 11/26/95

**MOST TWO-POINT CONVERSIONS, OPPONENT**

Season 2 Three times, last 2002  
Game 1 10 times, last 12/29/02 at  
New England

**SCORE BY QUARTERS, DOLPHINS**

**1st -** 21 12/20/70 vs. Buffalo  
21 10/2/77 vs. Houston  
**2nd -** 28 12/17/67 vs. Boston  
24 10/23/77 vs. Seattle  
24 10/29/78 vs. Baltimore  
24 11/20/83 vs. Baltimore  
24 10/9/88 at L.A. Raiders  
24 12/1/91 vs. Tampa Bay  
**3rd -** 21 11/3/74 vs. Atlanta  
21 9/12/82 at N.Y. Jets  
21 9/2/84 at Washington  
21 10/11/87 vs. Kansas City  
21 11/12/89 at N.Y. Jets  
21 10/18/92 vs. New England  
21 12/12/94 vs. Kansas City  
21 9/3/95 vs. N.Y. Jets  
21 10/29/00 vs. Green Bay  
**4th -** 25 10/10/99 at Indianapolis  
24 11/25/01 at Buffalo  
\*22 12/30/95 at Buffalo  
21 9/30/73 vs. New England  
21 9/29/74 at San Diego  
21 12/2/01 vs. Denver  
21 12/10/01 vs. Indianapolis  
21 1/6/02 vs. Buffalo

**SCORE BY QUARTERS, OPPONENT**

1st –	24	9/28/68 vs. Kansas City
	*24	1/2/82 vs. San Diego
	*24	1/15/00 at Jacksonville
2nd –	31	12/14/97 at Indianapolis
	28	9/21/86 at N.Y. Jets
3rd –	21	12/19/93 vs. Buffalo
	21	12/4/94 vs. Buffalo
4th –	30	10/23/00 at N.Y. Jets
	28	10/2/66 at San Diego
	28	12/15/91 at San Diego

**SCORE BY QUARTERS, BOTH TEAMS**

1st –	27	9/28/68 vs. Kansas City
		Kansas City 24, Miami 3
2nd –	42	9/21/86 at N.Y. Jets
		N.Y. Jets 28, Miami 14
	35	9/3/95 vs. N.Y. Jets
		Miami 21, N.Y. Jets 14
3rd –	29	9/4/94 vs. New England
		Miami 15, New England 14
	28	12/10/67 vs. San Diego
		Miami 14, San Diego 14
	28	12/19/93 vs. Buffalo
		Buffalo 21, Miami 7
	28	11/27/94 at N.Y. Jets
		Miami 14, N.Y. Jets 14
4th –	39	10/10/99 at Indianapolis
		Miami 25, Indianapolis 14
	37	10/23/00 at N.Y. Jets
		N.Y. Jets 30, Miami 7

**MOST CONSECUTIVE QUARTERS HELD SCORELESS, DOLPHINS**

13 1973, 3rd Q in 8th through 3rd Q in 11th

**MOST CONSECUTIVE QUARTERS HELD SCORELESS, OPPONENT**

11 1970, 1st Q in 6th through 3rd Q in 8th

**SCORE BY HALVES, DOLPHINS**

1st –	35	12/17/67 vs. Boston
	31	12/20/70 vs. Buffalo
	31	12/2/85 vs. Chicago
	31	12/7/86 at New Orleans
2nd –	31	9/22/85 vs. Kansas City
	31	12/12/94 vs. Kansas City
	31	9/3/95 vs. N.Y. Jets
	29	9/4/94 vs. New England
	29	9/25/94 at Minnesota

**SCORE BY HALVES, OPPONENT**

1st –	48	9/18/66 at Buffalo
2nd –	38	10/2/66 at San Diego
	35	12/4/94 vs. Buffalo
	31	10/3/76 vs. Los Angeles

**SCORE BY HALVES, BOTH TEAMS**

1st –	58	9/18/66 at Buffalo
		Buffalo 48, Miami 10
	52	9/21/86 at N.Y. Jets
		N.Y. Jets 31, Miami 21
2nd –	52	10/9/83 vs. Buffalo
		Miami 28, Buffalo 24

**TIME OF POSSESSION (SINCE 1977)****HIGHEST TIME OF POSSESSION**

Season 32:38 1979

Game	43:39	12/7/87 vs. N.Y. Jets
	41:55	12/16/96 vs. Buffalo
	41:17	10/28/79 vs. Green Bay
	41:05	10/28/90 at Indianapolis
	40:56	10/9/83 vs. Buffalo (OT)

**LOWEST TIME OF POSSESSION**

Season	27:02	1988
Game	14:28	9/4/88 at Chicago
	16:32	10/1/89 at Houston
	18:02	10/27/96 vs. Dallas
	19:34	11/1/92 at N.Y. Jets
	19:42	9/23/90 at N.Y. Giants

**HIGHEST TIME OF POSSESSION ALLOWED**

Season	32:58	1988
Game	46:29	10/4/81 vs. N.Y. Jets (OT)
	45:32	9/4/88 at Chicago
	44:53	10/27/97 vs. Chicago (OT)
	43:28	10/1/89 at Houston
	42:28	12/9/90 vs. Philadelphia (OT)

**LOWEST TIME OF POSSESSION ALLOWED**

Season	27:22	1979
Game	16:21	12/7/87 vs. N.Y. Jets
	18:05	12/16/96 vs. Buffalo
	18:43	10/28/79 vs. Green Bay
	18:55	10/28/90 at Indianapolis
	*19:14	1/16/83 vs. San Diego

**FIRST DOWNS****MOST FIRST DOWNS**

Season	387	1984
Game	34	11/24/77 at St. Louis
	34	12/12/88 vs. Cleveland

**FEWEST FIRST DOWNS**

Season	200	1966
Game	6	11/14/99 at Buffalo
	7	10/3/70 vs. Oakland
	7	9/23/90 at N.Y. Giants
	8	9/24/67 vs. Kansas City
	8	10/12/80 at New England

**MOST FIRST DOWNS ALLOWED**

Season	359	1988
Game	39	11/27/88 at N.Y. Jets
	*34	1/2/82 vs. San Diego
	34	11/18/84 at San Diego

**FEWEST FIRST DOWNS ALLOWED**

Season	186	1972
Game	4	11/11/73 vs. Baltimore
	5	9/2/79 at Buffalo
	7	9/24/72 vs. Houston
	7	10/28/90 at Indianapolis

**MOST FIRST DOWNS, BOTH TEAMS**

Season	701	1984
Game	*59	1/2/82 vs. San Diego
	59	10/9/83 vs. Buffalo
	59	11/27/88 at N.Y. Jets

**FEWEST FIRST DOWNS, BOTH TEAMS**

Season	312	1982
Game	15	11/9/69 at Boston
	21	Three times, last 11/11/73 vs. Baltimore



**MOST FIRST DOWNS BY****Rushing**

Season	170	1972
Game	19	10/29/72 at Baltimore
	19	11/24/77 at St. Louis

**Passing**

Season	250	1986
Game	26	12/12/88 vs. Cleveland
	24	9/15/85 vs. Indianapolis
	24	9/21/86 at N.Y. Jets
	24	11/16/86 at Buffalo
	24	9/24/89 vs. N.Y. Jets

**Penalty**

Season	31	1979, 1983
Game	6	12/4/66 at Denver
	6	11/26/67 vs. Buffalo
	6	9/8/96 at Arizona

**FEWEST FIRST DOWNS BY****Rushing**

Season	65	1967
Game	0	10/15/67 at Boston
	*0	1/15/00 at Jacksonville
	*0	1/6/01 at Oakland

**Passing**

Season	91	1973
Game	1	9/4/83 at Buffalo

**Penalty**

Season	13	1973
--------	----	------

**MOST FIRST DOWNS ALLOWED BY****Rushing**

Season	155	1988
Game	**24	1/30/83 vs. Washington
	*18	12/30/95 at Buffalo
	17	Three times, last 1988

**Passing**

Season	205	1993
Game	23	11/27/88 at N.Y. Jets
	*21	1/2/82 vs. San Diego
	21	10/4/92 at Buffalo
	21	10/23/00 at N.Y. Jets (OT)

**Penalty**

Season	41	2000
Game	7	10/9/83 vs. Buffalo
	7	10/23/00 at N.Y. Jets (OT)

**FEWEST FIRST DOWNS ALLOWED BY****Rushing**

Season	66	1969
Game	0	12/20/70 vs. Buffalo
	0	10/13/74 at Washington
	*0	1/9/00 at Seattle

**Passing**

Season	78	1973
Game	0	12/8/68 vs. Boston
	1	11/5/79 vs. Houston
	1	12/12/82 at New England

**Penalty**

Season	8	1973, 1974
--------	---	------------

---

**TOTAL NET YARDS**

---

**MOST NET YARDS GAINED**

Season	6,936	1984
Game	584	10/23/88 vs. N.Y. Jets

*569	1/6/85 vs. Pittsburgh
552	9/30/84 at St. Louis
552	10/21/84 at New England

**FEWEST NET YARDS GAINED**

Season	3,458	1966
Game	88	10/12/80 at New England
	101	11/14/99 at Buffalo
	111	9/9/66 vs. N.Y. Jets

**MOST NET YARDS ALLOWED**

Season	6,050	1986
Game	597	11/27/88 at N.Y. Jets
	593	10/3/76 vs. Los Angeles
	582	9/1/91 at Buffalo
	581	9/21/86 at N.Y. Jets
	*564	1/2/82 vs. San Diego

**FEWEST NET YARDS ALLOWED**

Season	3,281	1973
Game	76	10/21/73 vs. Buffalo
	118	10/16/66 vs. Denver
	121	9/2/79 at Buffalo
	132	11/11/73 vs. Baltimore
	132	10/11/87 vs. Kansas City
	132	10/28/90 at Indianapolis

**MOST NET YARDS GAINED, BOTH TEAMS**

Season	12,374	1986
Game	1,066	9/21/86 at N.Y. Jets
	*1,038	12/30/95 at Buffalo
	1,037	11/27/88 at N.Y. Jets
	*1,036	1/2/82 vs. San Diego

**FEWEST NET YARDS GAINED, BOTH TEAMS**

Season	4,970	1982
Game	335	10/16/66 vs. Denver

---

**RUSHING**

---

**MOST RUSHING YARDS**

Season	2,960	1972
Game	315	11/11/73 vs. Baltimore
	304	12/3/72 at New England
	302	11/7/71 vs. Buffalo
	301	9/30/73 vs. New England

**FEWEST RUSHING YARDS**

Season	1,205	1988
Game	14	11/19/90 vs. L.A. Raiders
	*14	1/9/99 at Denver
	*21	1/15/00 at Jacksonville
	23	9/24/67 vs. Kansas City
	23	11/29/87 at Buffalo
	23	12/19/93 vs. Buffalo

**MOST RUSHING YARDS ALLOWED**

Season	2,506	1988
Game	*341	12/30/95 at Buffalo
	305	12/18/88 at Pittsburgh
	280	10/29/89 at Buffalo
	279	12/3/67 at Houston

**FEWEST RUSHING YARDS ALLOWED**

Season	1,430	1994
Game	16	9/2/66 vs. Oakland
	18	10/18/92 vs. New England
	26	10/13/74 at Washington
	26	12/19/99 vs. San Diego
	28	9/8/96 at Arizona

**MOST RUSHING YARDS, BOTH TEAMS**

Season	4,627	1978
Game	487	12/5/76 vs. Buffalo
	444	9/30/73 vs. New England

**FEWEST RUSHING YARDS, BOTH TEAMS**

Season	2,629	1982
Game	74	11/23/98 at New England
	79	12/19/99 vs. San Diego
	81	9/22/91 vs. Green Bay
	84	12/24/00 at New England
	89	12/22/97 vs. New England

**MOST RUSHING ATTEMPTS**

Season	613	1972
Game	58	10/5/75 at Green Bay
	56	9/12/82 at N.Y. Jets
	55	11/24/77 at St. Louis

**FEWEST RUSHING ATTEMPTS**

Season	326	1967
Game	*8	1/8/95 at San Diego
	**9	1/20/85 vs. San Francisco
	9	9/7/86 at San Diego
	10	9/4/88 at Chicago
	10	12/2/90 at Washington

**MOST RUSHING ATTEMPTS, OPPONENT**

Season	557	1988
Game	*59	1/12/86 vs. New England
	54	9/4/88 at Chicago
	**52	1/30/83 vs. Washington
	*52	12/30/95 at Buffalo
	51	Five times, last 1989

**FEWEST RUSHING ATTEMPTS, OPPONENT**

Season	293	1982
Game	7	9/4/94 at Green Bay
	12	10/10/70 at N.Y. Jets
	12	12/7/87 vs. N.Y. Jets
	12	10/28/90 at Indianapolis

**HIGHEST RUSHING AVERAGE**

Season	5.00	1971
	4.97	1973

**LOWEST RUSHING AVERAGE**

Season	3.13	1997
	3.27	1999
	3.33	1989

**HIGHEST RUSHING AVERAGE, OPPONENT**

Season	4.88	1968
--------	------	------

**LOWEST RUSHING AVERAGE, OPPONENT**

Season	3.52	1979
	3.53	1969

---

**PASSING**

---

**MOST NET YARDS PASSING**

Season	5,018	1984
Game	521	10/23/88 vs. N.Y. Jets
	456	9/4/94 vs. New England
	446	9/24/89 vs. N.Y. Jets
	442	10/1/95 at Cincinnati
	*435	1/6/85 vs. Pittsburgh
	435	9/21/86 at N.Y. Jets

**FEWEST NET YARDS PASSING**

Season	1,582	1973
--------	-------	------

Game	22	11/23/69 vs. Houston
	*26	12/30/73 vs. Oakland
	26	9/4/83 at Buffalo

**MOST NET YARDS PASSING ALLOWED**

Season	3,655	1996
Game	449	9/21/86 at N.Y. Jets
	427	10/1/67 at N.Y. Jets
	426	10/3/76 vs. Los Angeles
	426	11/27/88 at N.Y. Jets
	418	9/4/94 vs. New England

**FEWEST NET YARDS PASSING ALLOWED**

Season	1,290	1973
Game	1	10/21/73 vs. Buffalo
	11	11/5/79 vs. Houston
	13	12/12/82 at New England
	20	11/11/73 vs. Baltimore
	24	10/22/72 vs. Buffalo

**MOST NET YARDS PASSING, BOTH TEAMS**

Season	8,336	1986
Game	884	9/21/86 at N.Y. Jets

**FEWEST NET YARDS PASSING, BOTH TEAMS**

Season	2,341	1982
	2,872	1973
Game	72	12/12/82 at New England

**MOST GROSS YARDS PASSING**

Season	5,146	1984
Game	521	10/23/88 vs. N.Y. Jets
	473	9/4/94 vs. New England
	470	12/2/84 vs. L.A. Raiders
	450	10/1/95 at Cincinnati
	448	9/21/86 at N.Y. Jets

**FEWEST GROSS YARDS PASSING**

Season	1,675	1973
Game	*34	12/30/73 vs. Oakland
	46	9/4/83 at Buffalo

**MOST GROSS YARDS PASSING ALLOWED**

Season	3,888	1996
Game	479	9/21/86 at N.Y. Jets
	440	10/1/67 at N.Y. Jets
	436	10/3/76 vs. Los Angeles
	*433	1/2/82 vs. San Diego
	433	11/27/88 at N.Y. Jets

**FEWEST GROSS YARDS PASSING ALLOWED**

Season	1,604	1973
Game	13	12/12/82 at New England
	25	11/5/79 vs. Houston
	35	12/9/73 at Baltimore
	45	10/22/72 vs. Buffalo

**MOST PASS ATTEMPTS**

Season	645	1986
Game	*66	12/30/95 at Buffalo
	60	10/23/88 vs. N.Y. Jets
	60	11/23/97 at New England
	59	12/29/93 vs. Buffalo
	58	9/28/86 vs. San Francisco

**FEWEST PASS ATTEMPTS**

Season	256	1973
Game	*6	12/30/73 vs. Oakland
	**7	1/13/74 vs. Minnesota
	10	11/9/69 at Boston
	10	11/22/73 at Dallas

**MOST PASS ATTEMPTS, OPPONENT**

Season	577	1994
Game	59	10/23/00 at N.Y. Jets (OT)
	58	10/4/92 at Buffalo
	56	11/18/84 at San Diego

**FEWEST PASS ATTEMPTS, OPPONENT**

Season	320	1973
Game	5	12/12/82 at New England

**MOST PASS COMPLETIONS**

Season	392	1986
Game	39	11/16/86 at Buffalo
	38	11/23/97 at New England
	35	12/2/84 vs. L.A. Raiders
	35	9/28/86 vs. San Francisco
	35	10/23/88 vs. N.Y. Jets
	35	12/3/95 vs. Atlanta

**FEWEST PASS COMPLETIONS**

Season	133	1973
Game	3	10/15/73 at Cleveland
	*3	12/30/73 vs. Oakland

**MOST PASS COMPLETIONS, OPPONENT**

Season	334	1994
Game	38	10/9/83 vs. Buffalo
	37	11/18/84 at San Diego

**FEWEST PASS COMPLETIONS, OPPONENT**

Season	151	1973
Game	2	11/9/69 at Boston
	2	12/12/82 at New England
	4	11/14/76 at Pittsburgh

---

**INTERCEPTIONS**

---

**MOST INTERCEPTIONS**

Season	32	1978, 458 yards
Game	6	12/3/73 vs. Pittsburgh
	6	10/19/75 at N.Y. Jets
	6	9/10/78 at Baltimore
	6	11/21/82 at Buffalo
	6	10/16/83 at N.Y. Jets
	6	12/6/98 at Oakland

**FEWEST INTERCEPTIONS**

Season	10	1997, 92 yards
	11	1976, 144 yards

**MOST INTERCEPTIONS, OPPONENT**

Season	32	1966, 370 yards
Game	6	11/13/66 at Kansas City

**FEWEST INTERCEPTIONS, OPPONENT**

Season	10	1971, 166 yards
--------	----	-----------------

**MOST INTERCEPTION RETURN YARDS**

Season	522	1966
Game	218	10/4/92 at Buffalo

**FEWEST INTERCEPTION RETURN YARDS**

Season	92	1997
	124	1977

**MOST INTERCEPTION RETURN YARDS, OPPONENT**

Season	596	1969
Game	160	11/23/97 at New England
	151	12/2/84 vs. L.A. Raiders
	151	11/18/01 vs. N.Y. Jets

**FEWEST INTERCEPTION RETURN YARDS, OPPONENT**

Season	96	1982
--------	----	------

---

**PENALTIES**

---

**MOST PENALTIES**

Season	115	2000, 920 yards
	111	1996, 852 yards
	111	1999, 936 yards
Game	14	10/1/95 at Cincinnati
	14	11/3/96 at New England
	13	11/26/95 at Indianapolis
	13	10/27/97 vs. Chicago (OT)
	13	10/17/99 at New England
	13	10/23/00 at N.Y. Jets (OT)

**MOST YARDS PENALIZED**

Season	936	1999, on 111
Game	143	10/1/95 at Cincinnati
	135	10/3/70 vs. Oakland
	132	10/23/88 vs. N.Y. Jets
	128	9/9/01 at Tennessee
	126	11/30/69 vs. Boston (at Tampa)

**FEWEST PENALTIES**

Season	48	1968, 485 yards
Game	0	12/23/67 vs. Houston
	0	12/8/68 vs. Boston
	0	9/29/91 at N.Y. Jets
	*0	1/10/93 vs. San Diego
	0	12/21/98 vs. Denver

**FEWEST YARDS PENALIZED**

Season	416	1973, on 52
Game	0	12/23/67 vs. Houston
	0	12/8/68 vs. Boston
	0	9/29/91 at N.Y. Jets
	*0	1/10/93 vs. San Diego
	0	12/21/98 vs. Denver

**MOST PENALTIES, OPPONENT**

Season	108	1980, 923 yards
Game	19	12/22/85 vs. Buffalo
	17	10/18/87 at N.Y. Jets
	15	10/11/69 vs. San Diego
	15	10/9/83 vs. Buffalo

**MOST YARDS PENALIZED, OPPONENT**

Season	923	1980, on 108
Game	156	9/20/69 at Oakland
	144	11/5/67 at Buffalo
	126	11/15/87 vs. Indianapolis

**FEWEST PENALTIES, OPPONENT**

Season	59	1967, 691 yards
Game	1	12 times, last 11/18/01 vs. N.Y. Jets

**FEWEST YARDS PENALIZED, OPPONENT**

Season	525	1974, on 67
Game	5	Five times, last 12/22/86 vs. New England

**MOST PENALTIES, BOTH TEAMS**

Season	209	1996, 1,638 yards
	209	2002, 1,685 yards
Game	26	12/22/85 vs. Buffalo
	23	11/10/85 vs. N.Y. Jets
	22	10/18/87 at N.Y. Jets
	22	12/1/96 at Oakland



**MOST YARDS PENALIZED, BOTH TEAMS**

Season	1,739	1998, on 203
	1,713	2000, on 201
Game	230	10/3/70 vs. Oakland
	227	11/30/69 vs. Boston (at Tampa)

**FEWEST PENALTIES, BOTH TEAMS**

Season	112	1967, 1,181 yards
Game	2	12/23/67 vs. Houston
	2	11/11/73 vs. Baltimore
	2	12/12/82 at New England

**FEWEST YARDS PENALIZED, BOTH TEAMS**

Season	1,032	1973, on 113
Game	10	11/11/73 vs. Baltimore
	10	12/12/82 at New England
	20	12/8/68 vs. Boston

---

**PUNTING**

---

**MOST PUNTS**

Season	97	1998
Game	10	9/9/66 vs. N.Y. Jets
	10	10/12/80 at New England
	*10	1/23/83 vs. N.Y. Jets
	10	9/20/98 vs. Pittsburgh

**MOST PUNT YARDS**

Season	4,064	1998, 41.9 average
Game	483	9/9/66 vs. N.Y. Jets

**FEWEST PUNTS**

Season	35	1982
Game	0	9/23/79 vs. Chicago
	0	10/12/86 vs. Buffalo
	0	12/12/88 vs. Cleveland

**MOST PUNTS, OPPONENT**

Season	90	1983
Game	11	11/11/73 vs. Baltimore

**MOST PUNT YARDS OPPONENT**

Season	3,986	1998, 45.3 average
Game	475	9/20/98 vs. Pittsburgh

**FEWEST PUNTS, OPPONENT**

Season	40	1982
Game	0	12/17/67 vs. Boston
	0	9/21/97 at Tampa Bay
	1	13 times, last 12/21/02 at Minnesota

**MOST PUNTS, BOTH TEAMS**

Season	185	1998
Game	*20	1/23/83 vs. N.Y. Jets
	20	9/20/98 vs. Pittsburgh

**FEWEST PUNTS, BOTH TEAMS**

Season	75	1982
Game	1	10/12/86 vs. Buffalo
	2	9/23/79 vs. Chicago
	2	12/12/88 vs. Cleveland

**HIGHEST PUNTING AVERAGE**

Season	46.3	1996, 78 punts
x-Game	58.5	9/28/86 vs. San Francisco

**HIGHEST PUNTING AVERAGE, OPPONENT**

Season	45.3	1998, 88 punts
x-Game	55.5	9/28/68 vs. Kansas City

x-minimum 4 punts

---

**PUNT RETURNS**

---

**MOST PUNT RETURNS**

Season	55	1983, 581 yards
Game	7	10/19/69 at Kansas City

**MOST PUNT RETURN YARDS**

Season	581	1983, 55 returns
Game	123	10/19/69 at Kansas City
	123	12/13/93 vs. Pittsburgh

**MOST PUNT RETURNS, OPPONENT**

Season	45	1981, 286 yards
Game	8	9/9/66 vs. N.Y. Jets

**MOST PUNT RETURN YARDS, OPPONENT**

Season	424	1999, 42 returns
Game	115	10/12/80 at New England
	110	11/1/70 at Baltimore

---

**KICKOFF RETURNS**

---

**MOST KICKOFF RETURNS**

Season	72	1999, 1,713 yards
Game	9	9/18/66 at Buffalo
	9	9/7/86 at San Diego
	*9	1/15/00 at Jacksonville

**MOST KICKOFF RETURN YARDS**

Season	1,713	1999, 72 returns
Game	245	12/5/71 at New England
	229	11/13/66 at Kansas City

**MOST KICKOFF RETURNS, OPPONENT**

Season	70	1978, 1,459 yards
Game	9	11/24/77 at St. Louis

**MOST KICKOFF RETURN YARDS, OPPONENT**

Season	1,549	1975, 65 returns
	1,549	1994, 66 returns
Game	251	12/12/94 vs. Kansas City
	207	9/17/67 vs. Denver
	200	11/24/77 at St. Louis

---

**SACKS**

---

**MOST SACKS**

Season	49	1983, 363 yards
	48	2000, 270 yards
	47	2002, 327 yards
	45	1973, 314 yards
	45	1990, 348 yards
	45	1998, 270 yards
Game	9-59	10/21/73 vs. Buffalo
	8-61	9/20/81 at Houston
	8-57	9/13/98 vs. Buffalo
	8-47	12/6/98 at Oakland

**FEWEST SACKS**

Season	16	1966, 180 yards
--------	----	-----------------

**MOST SACKS, OPPONENT**

Season	53	1969, 481 yards
	52	1968, 441 yards
Game	9-53	10/17/99 at New England
	8-83	11/16/69 at Buffalo
	8-80	9/20/70 at Boston

**FEWEST SACKS, OPPONENT**

Season	7	1988, 41 yards
	10	1989, 86 yards
	11	1982, 87 yards
	13	1973, 93 yards
	13	1987, 101 yards

#### **MOST CONSECUTIVE GAMES WITH NO SACKS ALLOWED**

19	5th through 16th in 1988 and 1st through 7th in 1989
----	--

#### **MOST SACKS, BOTH TEAMS**

Season	78	1969, 689 yards
--------	----	-----------------

#### **FEWEST SACKS, BOTH TEAMS**

Season	31	1988, 208 yards
--------	----	-----------------

### **FUMBLES**

#### **MOST FUMBLES**

Season	37	1986, 1987
Game	7	10/6/96 vs. Seattle
	6	11/26/89 vs. Pittsburgh
	*6	1/15/00 at Jacksonville

#### **MOST FUMBLES LOST**

Season	19	2001
Game	5-5	9/25/83 vs. Kansas City
	*6-5	1/15/00 at Jacksonville
	5-4	11/15/70 vs. New Orleans
	*5-4	1/12/86 vs. New England
	4-4	9/7/86 at San Diego
	5-4	10/18/90 vs. New England
	4-4	12/27/98 at Atlanta

#### **FEWEST FUMBLES**

Season	12	2000
--------	----	------

#### **MOST FUMBLES, OPPONENT**

Season	39	1983
Game	7	11/7/71 vs. Buffalo
	7	9/18/77 at Buffalo
	7	10/23/83 at Baltimore
	7	12/4/94 vs. Buffalo

#### **MOST FUMBLES LOST, OPPONENT**

Season	21	1971, 1978
--------	----	------------

### **TAKEAWAY/GIVEAWAY**

#### **BEST RATIO**

Season	+23	1978, 53 TAs, 30 GAs
	+18	1972, 46 TAs, 28 GAs
	+17	1983, 44 TAs, 27 GAs
	+15	2000, 41 TAs, 26 GAs
	+12	1996, 36 TAs, 24 GAs

#### **WORST RATIO**

Season	-18	1989, 23 TAs, 41 GAs
	-11	1969, 31 TAs, 42 GAs
	-10	1986, 31 TAs, 42 GAs
	-10	2001, 28 TAs, 38 GAs
	-8	1967, 36 TAs, 44 GAs

#### **MOST TAKEAWAYS**

Season	53	1978, 21 FRs, 32 INTs
	46	1966, 15 FRs, 31 INTs
	46	1972, 20 FRs, 26 INTs
	45	1980, 17 FRs, 28 INTs
	44	1983, 18 FRs, 26 INTs

#### **FEWEST TAKEAWAYS**

Season	21	1991, 9 FRs, 12 INTs
	23	1989, 8 FRs, 15 INTs
	27	Five times, last 1997

#### **MOST TAKEAWAYS, OPPONENT**

Season	44	1967, 16 FRs, 28 INTs
	42	1966, 10 FRs, 32 INTs
	42	1969, 13 FRs, 29 INTs
	42	1980, 16 FRs, 26 INTs
	41	Two times, last 1989

#### **FEWEST TAKEAWAYS, OPPONENT**

Season	20	1997, 8 FRs, 12 INTs
	23	1971, 13 FRs, 10 INTs
	23	1976, 8 FRs, 15 INTs
	23	1982, 10 FRs, 13 INTs
	24	1996, 13 FRs, 11 INTs

## **ALL-TIME LEADERS**

(**Boldface** indicates active player)

### **RUSHING**

PLAYER	YEARS	NO.	YDS.	AVG.	LG	TD
1. Larry Csonka	1968-74, 1979	1506	6737	4.5	54t	53
2. Mercury Morris	1969-75	754	3877	5.1	70t	29
3. Jim Kiick	1968-74	997	3644	3.7	56	28
4. Tony Nathan	1979-87	732	3543	4.8	46	16
5. Karim Abdul-Jabbar	1996-99	888	3063	3.4	45	33
6. Mark Higgs	1990-94	702	2648	3.8	31	14
7. Delvin Williams	1978-80	643	2632	4.1	65	13
8. Andra Franklin	1981-84	622	2232	3.6	29	22
9. Benny Malone	1974-78	503	2129	4.2	66t	16
10. Lamar Smith	2000-01	622	2107	3.4	68t	20
11. Bernie Parmalee	1992-98	513	1959	3.8	47t	15
12. Lorenzo Hampton	1985-89	500	1949	3.9	54t	22
13. <b>Ricky Williams</b>	<b>2002</b>	<b>383</b>	<b>1853</b>	<b>4.8</b>	<b>63t</b>	<b>16</b>
14. Sammie Smith	1989-91	509	1787	3.5	33	15

	PLAYER	YEARS	NO.	YDS.	AVG.	LG	TD
15.	Woody Bennett	1980-88	424	1761	4.2	27	10
16.	Don Nottingham	1973-77	365	1524	4.2	56	25
17.	Norm Bulaich	1975-79	340	1498	4.4	63	17
18.	Gary Davis	1976-79	318	1389	4.4	65t	7
19.	Troy Stradford	1987-90	343	1332	3.9	51	10
20.	Ron Davenport	1985-89	274	1127	4.1	64	13
21.	Terry Kirby	1993-95	287	1037	3.6	38	9
22.	Bob Griese	1967-80	261	994	3.8	35	7
23.	Irving Spikes	1994-97	252	934	3.7	49	8
24.	Leroy Harris	1977-78	214	929	4.3	77t	6
25.	David Woodley	1980-83	213	771	4.5	29	9
26.	J.J. Johnson	1999-01	219	748	3.4	34	5
27.	<b>Jay Fiedler</b>	<b>2000-02</b>	<b>155</b>	<b>687</b>	<b>4.4</b>	<b>30</b>	<b>8</b>
28.	Joe Carter	1984-86	118	589	5.0	35	1
29.	Stan Mitchell	1966-70	173	548	3.1	30	4
30.	Joe Auer	1966-67	165	544	3.3	41	5
31.	Marc Logan	1989-91	140	523	3.7	17	2
32.	John Avery	1998-99	143	503	3.5	44	2
33.	Bobby Humphrey	1992	102	471	4.6	21	1
34.	<b>Travis Minor</b>	<b>2001-02</b>	<b>103</b>	<b>461</b>	<b>4.5</b>	<b>56t</b>	<b>4</b>
35.	Hubert Ginn	1970-75	101	415	4.1	46	3
36.	Cecil Collins	1999	131	414	3.2	25t	2
37.	David Overstreet	1983	85	392	4.6	44	1
38.	Keith Byars	1993-96	98	377	3.8	77t	6
39.	Sam Price	1966-68	82	313	3.8	38	1
40.	Abner Haynes	1967	56	274	4.9	65t	2
41.	Cookie Gilchrist	1966	72	262	3.6	22	0
42.	Terry Robiskie	1980-81	78	250	3.2	36	2
43.	Nat Moore	1974-86	40	248	6.2	36	1
44.	Steve Howell	1979-81	68	235	3.4	23	1
45.	Billy Joe	1966	71	232	3.3	14	0
46.	Charles Leigh	1971-73	48	228	4.8	34t	1
47.	Tom Vigorito	1981-85	54	215	4.0	30t	2
	Stan Winfrey	1975-77	55	215	3.9	13	1
49.	Stanley Pritchett	1996-99	63	211	3.3	25	2
50.	Eddie Hill	1981-84	52	209	4.0	24	1
51.	Autry Denson	1999-00	59	206	3.5	20	0
52.	Ronald Scott	1987	47	199	4.2	24	3
53.	Jack Harper	1967-68	41	197	4.8	37	1
54.	Freddie Solomon	1975-77	14	190	13.6	59t	1
55.	Jerris McPhail	1996-97	23	174	7.6	71t	1
56.	Paul Warfield	1970-74	16	166	10.4	39	0
57.	Larry Seiple	1967-77	16	159	9.9	34	0
	Pete Johnson	1984	68	159	2.3	9	9
59.	Jim Jensen	1981-92	26	142	5.5	23	0
60.	George Wilson	1966	27	137	5.1	37	0
61.	Thurman Thomas	2000	28	136	4.9	25	0
62.	Rick Casares	1966	43	135	3.1	10	0
63.	Ray Lucas	2001-02	44	132	3.0	17	3
64.	Tony Paige	1990-92	49	131	2.7	11	3
65.	Damon Huard	1997-00	28	124	4.4	25	0
66.	Earl Morrall	1972-76	23	120	5.2	31t	1
67.	Aaron Craver	1991-94	29	110	3.8	19	1
68.	Gene Milton	1968-69	9	108	12.0	34	0
	Mark Clayton	1983-92	14	108	7.7	30	0
70.	<b>Robert Edwards</b>	<b>2002</b>	<b>20</b>	<b>107</b>	<b>5.4</b>	<b>19</b>	<b>1</b>
71.	Scott Secules	1989-91	16	103	6.4	17	1
72.	Scott Mitchell	1990-93	29	99	3.4	32	0
73.	Kyle Mackey	1987	17	98	5.8	17	2
74.	<b>James McKnight</b>	<b>2001-02</b>	<b>13</b>	<b>97</b>	<b>7.5</b>	<b>19</b>	<b>0</b>
75.	Dan Marino	1983-99	301	87	0.3	15	9
76.	<b>Rob Konrad</b>	<b>1999-02</b>	<b>32</b>	<b>79</b>	<b>2.5</b>	<b>18t</b>	<b>1</b>
77.	George Chesser	1966-67	18	77	4.3	19	0
78.	Frank Jackson	1966-67	3	70	23.3	48	0
79.	<b>Chris Chambers</b>	<b>2001-02</b>	<b>7</b>	<b>67</b>	<b>9.6</b>	<b>45</b>	<b>0</b>



	PLAYER	YEARS	NO.	YDS.	AVG.	LG	TD
80.	Larry Izzo	1996-00	2	65	32.5	39	0
81.	Bob Torrey	1979	13	61	4.7	17	1
82.	Clarence Bailey	1987	10	55	5.5	13	0
83.	O.J. McDuffie	1993-01	15	49	3.3	12	0
84.	Jim Braxton	1978	20	48	2.4	15	2
85.	Nick Giaquinto	1980-81	8	47	5.9	20	0
86.	Mark Konecny	1987	6	46	7.7	19	0
87.	John Tagliaferri	1987	13	45	3.5	7	1
88.	Lawrence Phillips	1997	18	44	2.4	8	0
89.	Bernie Kosar	1994-96	9	42	4.7	17	1
90.	Rickey Isom	1987	9	41	4.6	8	1
	Rick Norton	1966-69	19	41	2.2	13	0
92.	James Saxon	1992-94	17	36	2.1	9	0
93.	Duriel Harris	1976-83, 1985	3	33	11.0	20	0
94.	Rich Diana	1982	8	31	3.9	7	0
95.	Tom Brown	1987-89	16	29	1.8	6	0
96.	John Stofa	1966-67, 1969-70	7	24	3.4	14	1
	Craig Erickson	1996-98	15	24	1.6	12	0
98.	Dedric Ward	2001-02	2	21	10.5	16	0
	Joe Cribbs	1988	5	21	4.2	11	0
100.	Don Strock	1974-87	51	20	0.4	18	2
101.	Garrett Limbrick	1990	5	14	2.8	05	0
102.	Tom Orosz	1981-82	1	13	13.0	13	0
	Gary Tucker	1968	4	13	3.3	7	0
104.	Marlin Briscoe	1972-74	3	12	4.0	17	0
	Charles Jordan	1996-98	3	12	4.0	16	0
	Ron Moore	1998	4	12	3.0	4	0
107.	Terry Anderson	1977-78	1	11	11.0	11	0
	Terry Cole	1971	3	11	3.7	4	0
	Cleveland Gary	1994	7	11	1.6	4	0
110.	Nuu Faaola	1989	2	10	5.0	5	0
	Pete Roth	1987	3	10	3.3	9	0
112.	Randy McMichael	2002	1	8	8.0	8	0
113.	Jimmy Hines	1969	1	7	7.0	7	0
	Hendrick Lusk	1998	1	7	7.0	7	0
	John Kidd	1994-97	2	7	3.5	4	0
116.	Todd Doxzon	1998	2	6	3.0	3	0
	Craig Ellis	1986	3	6	2.0	2	0
	Tony Martin	1989-93, 1999-00	4	6	1.5	8	0
	Dick Wood	1966	5	6	1.2	7	1
120.	Don Testerman	1980	1	5	5.0	5	0
	Robert Wilson	1994-96	2	5	2.5	5	0
122.	Nate Jacquet	1998-99	1	4	4.0	4	0
123.	Fred Banks	1987-93	1	3	3.0	3	0
	Roosevelt Potts	1997	1	3	3.0	3	0
	Leslie Shepherd	2000	4	3	0.8	14	0
126.	Bruce Hardy	1978-89	1	2	2.0	2	0
	Ray Nealy	1997	1	2	2.0	2	0
128.	Jim Del Gaizo	1972, 1975	1	0	0.0	0	0
	Kim Hammond	1968	1	0	0.0	0	0
	Clayton Heath	1976	1	0	0.0	0	0
	Barry Pryor	1969-70	2	0	0.0	0	0
132.	Doug Pederson	1993	2	-1	-0.5	0	0
133.	Bert Emanuel	2000	3	-2	-0.7	0	0
	Scott Zolak	1999	2	-2	-1.0	-1	0
	Guy Benjamin	1978-79	1	-2	-2.0	-2	0
	Mike Michel	1977	1	-2	-2.0	-2	0
	Doug Moreau	1966-69	1	-2	-2.0	-2	0
138.	Jack Clancy	1967-69	3	-4	-1.3	2	0
	Irving Fryar	1993-95	3	-4	-1.3	2	0
	Steve DeBerg	1993	4	-4	-1.0	-1	0
141.	Olindo Mare	1997-02	1	-5	-5.0	-5	0
142.	George Roberts	1978-80	1	-7	-7.0	-7	0
143.	Reggie Roby	1983-92	5	-8	-1.6	0	0
144.	George Mira	1971	6	-9	-1.5	0	0

	PLAYER	YEARS	NO.	YDS.	AVG.	LG	TD
	<b>Sage Rosenfels</b>	<b>2002</b>	<b>2</b>	<b>-9</b>	<b>-4.5</b>	<b>-2</b>	<b>0</b>
146.	Mark Duper	1982-92	1	-10	-10.0	-10	0
147.	Ferrell Edmunds	1988-92	2	-11	-5.5	-4	0
148.	Karl Noonan	1966-71	2	-20	-10.0	-9	0

## PASSING

	PLAYER	YEARS	ATT.	COMP.	YDS.	PCT.	TD	INT	RATE
1.	Dan Marino	1983-99	8358	4967	61361	59.4	420	252	86.4
2.	Bob Griese	1967-80	3429	1926	25092	56.2	192	172	77.1
3.	<b>Jay Fiedler</b>	<b>2000-02</b>	<b>1099</b>	<b>656</b>	<b>7716</b>	<b>59.7</b>	<b>48</b>	<b>42</b>	<b>79.7</b>
4.	David Woodley	1980-83	961	508	5928	52.9	34	42	65.4
5.	Don Strock	1974-87	688	388	4613	56.4	39	37	73.5
6.	Earl Morrall	1972-76	284	153	2335	53.9	17	17	76.2
7.	Scott Mitchell	1990-93	241	135	1805	56.0	12	9	81.0
8.	Rick Norton	1966-69	377	156	1751	41.4	6	30	28.1
9.	Damon Huard	1997-00	288	170	1691	59.0	9	8	74.6
10.	Steve DeBerg	1993	188	113	1521	60.1	6	7	81.0
11.	Ray Lucas	2001-02	163	94	1090	57.7	4	6	70.8
12.	Dick Wood	1966	230	83	989	36.1	4	14	30.5
13.	Bernie Kosar	1994-96	152	105	987	69.1	5	6	74.7
14.	Craig Erickson	1996-98	127	68	945	53.5	4	3	78.4
15.	John Stofa	1966-67, 1969-70	135	61	862	45.2	7	6	65.1
16.	George Wilson, Jr.	1966	112	46	764	41.1	5	10	42.4
17.	Kyle Mackey	1987	109	57	604	52.3	3	5	58.8
18.	Scott Secules	1989-92	70	33	393	47.1	2	5	68.3
19.	Jim Del Gaizo	1972, 1975	9	5	165	55.6	2	1	100.5
20.	George Mira	1971	30	11	159	36.7	1	1	51.9
21.	Ron Jaworski	1987-88	14	9	123	64.3	1	0	116.1
22.	Guy Benjamin	1978-79	12	9	119	75.0	1	1	99.0
23.	Kim Hammond	1968	26	13	116	50.0	0	2	30.3
24.	Jim Jensen	1981-92	7	4	102	57.1	2	0	141.4
25.	Marlin Briscoe	1972-74	3	3	72	1.000	0	0	118.8
26.	Larry Seiple	1967-77	3	3	69	1.000	0	0	118.8
27.	Tony Nathan	1979-87	8	4	61	50.0	1	0	115.1
28.	Mark Clayton	1983-92	2	1	48	50.0	1	0	135.4
29.	Doug Pederson	1993	8	4	41	50.0	0	0	65.1
30.	Terry Kirby	1993-95	1	1	31	100.0	1	0	158.3
31.	Jim Kiick	1968-74	2	1	25	50.0	0	0	95.8
32.	Jack Clancy	1967-69	1	1	17	1.000	0	0	118.8
33.	Eddie Hill	1981-84	1	1	14	1.000	0	0	118.8
34.	Keith Byars	1993-96	2	1	11	50.0	1	0	106.3
	Archie Roberts	1967	10	5	11	50.0	0	1	52.3
36.	Scott Stankavage	1987	7	4	8	57.1	0	1	22.6
37.	Troy Stradford	1987-90	2	1	6	50.0	0	0	56.3
38.	Bruce Hardy	1978-89	1	0	0	0.0	0	0	39.6
	Booth Lusteg	1967	1	0	0	0.0	0	0	39.6
	Tony Martin	1989-93, 1999-00	1	0	0	0.0	0	0	39.6
	Dan McGwire	1995	1	0	0	0.0	0	0	39.6
	Nat Moore	1978-89	1	0	0	0.0	0	0	39.6
	Lamar Smith	2000-01	1	0	0	0.0	0	0	39.6
	Freddie Solomon	1975-77	1	0	0	0.0	0	0	39.6
	<b>Sage Rosenfels</b>	<b>2002</b>	<b>3</b>	<b>0</b>	<b>0</b>	<b>0.0</b>	<b>0</b>	<b>0</b>	<b>39.6</b>
	Delvin Williams	1978-80	3	0	0	0.0	0	0	39.6
	Scott Zolak	1999	4	0	0	0.0	0	0	39.6

## RECEIVING

	PLAYER	YEARS	NO.	YDS.	AVG.	LG	TD
1.	Mark Clayton	1983-92	550	8643	15.7	78t	81
2.	Mark Duper	1982-92	511	8869	17.4	85t	59
3.	Nat Moore	1974-86	510	7547	14.8	79t	74
4.	O.J. McDuffie	1993-01	415	5074	12.2	61t	29
5.	Tony Nathan	1979-87	383	3592	9.4	73	16
6.	Duriel Harris	1976-83, 1985	269	4534	16.9	64t	18

	PLAYER	YEARS	NO.	YDS.	AVG.	LG	TD
7.	Bruce Hardy	1978-89	256	2455	9.6	31	25
8.	Jim Jensen	1981-92	229	2171	9.5	31	19
9.	<b>Oronde Gadsden</b>	<b>1998-02</b>	<b>223</b>	<b>3204</b>	<b>14.4</b>	<b>62</b>	<b>22</b>
10.	Jim Kiick	1968-74	221	2210	10.0	53t	3
11.	Howard Twilley	1966-76	212	3064	14.5	44	23
12.	Tony Martin	1989-93, 1999-00	202	3152	15.6	80t	14
13.	Irving Fryar	1993-95	199	3190	16.0	67t	20
14.	Keith Byars	1993-96	166	1433	8.6	34	10
15.	Troy Stradford	1987-90	159	1373	8.6	36	2
16.	Paul Warfield	1970-74	156	3355	21.5	86t	33
17.	Terry Kirby	1993-95	155	1646	10.6	47	6
18.	Keith Jackson	1992-94	146	1880	12.9	57t	18
19.	Bernie Parmalee	1992-98	144	1306	9.1	35	3
20.	Tony Paige	1990-92	140	1115	8.0	30	6
21.	Karl Noonan	1966-71	136	1808	13.2	51t	17
22.	Troy Drayton	1996-99	127	1511	11.9	51	8
23.	Lorenzo Hampton	1985-89	123	954	7.8	39t	6
24.	Jim Mandich	1970-77	121	1406	11.6	44	23
25.	Ferrell Edmunds	1988-92	117	1612	13.8	80t	10
26.	Joe Rose	1980-85	112	1493	13.3	50	13
27.	Norm Bulaich	1975-79	109	751	6.9	59t	6
28.	<b>Chris Chambers</b>	<b>2001-02</b>	<b>100</b>	<b>1617</b>	<b>16.2</b>	<b>74t</b>	<b>10</b>
29.	Fred Banks	1987-93	99	1555	15.7	61	8
30.	Stanley Pritchett	1996-99	98	798	8.1	74t	6
31.	Dan Johnson	1983-87	94	1012	10.8	61t	16
32.	Jimmy Cefalo	1978-84	93	1739	18.7	69t	13
	Ron Davenport	1985-89	93	801	8.6	29	4
34.	Larry Csonka	1968-74, 1979	91	688	7.6	65	4
35.	Mark Ingram	1993-94	88	1213	13.8	77t	12
	Jack Clancy	1967-69	88	1157	13.1	50	3
37.	<b>Rob Konrad</b>	<b>1999-02</b>	<b>87</b>	<b>619</b>	<b>7.1</b>	<b>25</b>	<b>5</b>
38.	<b>James McKnight</b>	<b>2001-02</b>	<b>84</b>	<b>1212</b>	<b>14.4</b>	<b>77</b>	<b>5</b>
39.	Lamar Thomas	1996-00	81	1171	14.5	56t	8
40.	Karim Abdul-Jabbar	1996-99	77	527	6.8	36t	1
41.	Gary Davis	1976-79	74	592	8.0	34	1
42.	Doug Moreau	1966-69	73	926	12.7	43	6
43.	Larry Seiple	1967-77	72	935	13.0	41t	7
44.	Delvin Williams	1978-80	70	574	8.2	42	1
45.	Andre Tillman	1975-78	66	757	11.5	37t	6
46.	Freddie Solomon	1975-77	61	973	16.0	58t	5
	Lamar Smith	2000-01	61	435	7.1	65t	4
48.	Tom Vigorito	1981-85	59	439	7.4	31t	2
49.	James Pruitt	1986-88, 1990-91	58	942	16.2	37	8
50.	Marlin Briscoe	1972-74	57	858	15.1	53	7
51.	Jerris McPhail	1996-97	54	544	10.1	52	1
	Bobby Humphrey	1992	54	507	9.4	26	1
53.	Fred Barnett	1996-97	53	728	13.7	66	4
	Marv Fleming	1970-74	48	523	10.9	36	4
55.	<b>Ricky Williams</b>	<b>2002</b>	<b>47</b>	<b>363</b>	<b>7.7</b>	<b>52</b>	<b>1</b>
56.	Mercury Morris	1969-75	46	491	10.7	50	1
57.	Eric Green	1995	43	499	11.6	31t	3
58.	Stan Mitchell	1966-70	42	533	12.6	48	5
59.	Joe Auer	1966-67	40	481	12.0	68t	6
	Dedric Ward	2001-02	40	381	9.5	22	0
61.	<b>Randy McMichael</b>	<b>2002</b>	<b>39</b>	<b>485</b>	<b>12.4</b>	<b>45</b>	<b>4</b>
	<b>Ed Perry</b>	<b>1997-02</b>	<b>39</b>	<b>308</b>	<b>7.9</b>	<b>46</b>	<b>2</b>
	Woody Bennett	1980-89	39	295	7.6	27	3
64.	Gary Clark	1995	37	525	14.2	42t	2
	Mark Higgs	1990-94	37	294	7.9	21	0
66.	Charles Jordan	1996-98	36	640	17.8	44t	3
67.	Leslie Shepherd	2000	35	446	12.7	46t	4
68.	Jed Weaver	2000-02	34	469	13.8	41	5
69.	Randal Hill	1991, 1995-96	33	669	20.3	61	4
70.	Sammie Smith	1989-91	32	310	9.7	53t	1
	Aaron Craver	1991-94	32	304	9.5	28	0



	PLAYER	YEARS	NO.	YDS.	AVG.	LG	TD
	Leroy Harris	1977-78	32	240	7.5	57	0
	James Saxon	1992-94	32	192	6.0	25	0
74.	Nick Giaquinto	1980-81	31	230	7.4	25	2
75.	Greg Baty	1990-94	30	377	12.6	32	4
76.	<b>Travis Minor</b>	<b>2001-02</b>	<b>29</b>	<b>263</b>	<b>9.1</b>	<b>29</b>	<b>1</b>
	J.J. Johnson	1999-01	29	182	6.3	17	0
78.	Andre Brown	1989-90	27	459	17.0	48t	5
	Dave Kocourek	1966	27	320	11.9	43	2
80.	Bo Roberson	1966	26	519	20.0	80t	2
81.	Frank Jackson	1966-67	25	439	17.6	48	3
	Don Nottingham	1973-77	25	213	8.5	29	0
	Ronnie Lee	1979-82, 1984-89	25	167	6.7	41	3
84.	Irving Spikes	1994-97	24	185	7.7	24	2
85.	Gene Milton	1968-69	21	322	15.3	49	1
	Mike Williams	1992-95	21	292	13.9	29	0
	Scott Miller	1991-96	21	274	13.0	27	1
88.	Scott Schwedes	1987-90	19	370	19.5	65t	2
	Brett Perriman	1997	19	309	16.3	26	1
90.	Otto Stowe	1971-72	18	344	19.1	49	3
	Yatil Green	1997-99	18	234	13.0	27	0
	Autry Denson	1999-00	18	133	7.4	28	0
	<b>Robert Edwards</b>	<b>2002</b>	<b>18</b>	<b>126</b>	<b>7.0</b>	<b>14</b>	<b>1</b>
	Hunter Goodwin	1999-01	18	118	6.6	14	1
	Eddie Hill	1981-84	18	106	5.9	16	1
96.	Benny Malone	1974-78	17	234	13.8	43	0
97.	Billy Joe	1966	16	317	19.8	67	2
	Thurman Thomas	2000	16	117	7.3	15	1
	Abner Haynes	1967	16	100	6.3	22	0
100.	Tom Brown	1987-89	14	123	8.8	23	0
101.	Cookie Gilchrist	1966	13	116	8.9	22	1
	Terry Robiskie	1980-81	13	60	4.6	15	0
103.	John Tagliaferri	1987	12	117	9.8	27	0
	Marc Logan	1989-91	12	88	7.3	12	0
105.	Jack Harper	1967-68	11	212	19.3	40	3
	John Roderick	1966	11	156	14.2	64	1
	Jim Cox	1968	11	147	13.4	30	0
	Joe Carter	1984-86	11	66	6.0	15	0
109.	Preston Carpenter	1966	10	127	12.7	42	0
	Sam Price	1966-68	10	70	7.0	27	1
	John Avery	1998-99	10	67	6.7	19t	1
112.	Nate Jacquet	1998-99	9	140	15.6	29	0
	Leland Douglas	1987	9	92	10.2	17	1
	Hubert Ginn	1970-75	9	49	5.4	23	0
115.	Jeff Ogden	2000-01	8	97	12.1	18	1
	Cris Carter	2002	8	66	8.3	15	1
	Lawrence Sampleton	1987	8	64	8.0	19	0
	Steve Howell	1979-81	8	61	7.6	13	0
	David Overstreet	1983	8	55	6.9	20	2
	Rick Casares	1966	8	45	5.6	20	1
121.	Bert Emanuel	2000	7	132	18.9	53t	1
	Eddie Chavis	1987	7	108	15.4	27	0
	Loaird McCreary	1976-78	7	88	12.6	30	3
	Brian Manning	1997	7	85	12.1	21	0
	Bill Cronin	1966	7	83	11.9	21	1
	Willie Richardson	1970	7	67	9.6	27	1
127.	Vince Heflin	1982-85	6	98	16.3	46t	1
	Stan Winfrey	1975-77	6	55	9.2	16	1
	David Lewis	1987	6	53	8.8	22	1
	Cecil Collins	1999	6	32	5.3	12	0
	Andra Franklin	1981-84	6	15	2.5	6	1
132.	Damon Reilly	1987	5	70	14.0	20	0
	Ronnie Williams	1993-95	5	54	10.8	17	0
134.	Mel Baker	1974	4	121	30.0	46t	2
	Elmer Bailey	1980-81	4	105	26.3	39	0
	Brett Carolan	1996	4	48	12.0	21	1

	PLAYER	YEARS	NO.	YDS.	AVG.	LG	TD
	Jim Braxton	1978	4	47	11.8	19	0
	Tom Boutwell	1969	4	29	7.3	12	0
	Garrett Limbrick	1990	4	23	5.8	9	0
	Charles Leigh	1971-73	4	9	2.3	7	0
141.	Robert Clark	1992	3	59	19.7	45	0
	Gene Mingo	1966-67	3	40	13.3	9	0
	Bill Darnall	1968-69	3	38	12.7	13	0
	Roosevelt Potts	1997	3	27	9.0	13	0
	Robert Wilson	1994-96	3	8	2.7	3t	1
146.	Ron Sellers	1973	2	54	27.0	42	0
	Mike Caterbone	1987	2	46	23.0	30	0
	Desmond Clark	2002	2	42	21.0	26	0
	Jim Mertens	1969	2	26	13.0	15	0
	Jimmy Hines	1969	2	23	11.5	22	0
	Rich Diana	1982	2	21	10.5	13	0
	David Woodley	1980-83	2	21	10.5	15t	1
	Cleveland Gary	1994	2	19	9.5	11	0
	Kevin McKenzie	1999	2	18	9.0	13	0
	Charles Henry	1991	2	17	8.5	9	0
	Brian Kinchen	1988-90	2	15	7.5	12	0
	<b>Deon Dyer</b>	<b>2000-02</b>	<b>2</b>	<b>14</b>	<b>7.0</b>	<b>13</b>	<b>0</b>
	Willie Smith	1987	2	13	6.5	8	1
	Ronald Scott	1987	2	7	3.5	5	0
	Bob Torrey	1979	2	3	1.5	8	0
	Barry Pryor	1969-70	2	-3	-1.5	0	0
162.	Bo Rather	1973, 1978	1	39	39.0	39	0
	Wes Matthews	1966	1	20	20.0	20	0
	Tom Beier	1967, 1969	1	19	19.0	19	0
	<b>Robert Baker</b>	<b>1999-02</b>	<b>1</b>	<b>17</b>	<b>17.0</b>	<b>17</b>	<b>0</b>
	Mike Holmes	1976	1	11	11.0	11	0
	Ricky Isom	1987	1	11	11.0	11	0
	Keith Sims	1990-97	1	9	9.0	9	0
	Dick Anderson	1968-77	1	8	8.0	8	0
	Nuu Faaola	1989	1	8	8.0	8	0
	Vern Den Herder	1971-81	1	7	7.0	7t	1
	Lawrence Phillips	1997	1	6	6.0	6	0
	George Farmer	1987	1	5	5.0	5	0
	George Chesser	1966-67	1	4	4.0	4	0
	Dewayne Dotson	1994-95, 1997	1	4	4.0	4	0
	Frank Wainright	1995-98	1	2	2.0	2t	1
	Ron Moore	1998	1	1	1.0	1	0
	Damon Huard	1997-00	1	0	0.0	0	0
	Dan Marino	1983-99	1	-6	-6.0	-6	0

## SCORING

	PLAYER	YEARS	TD	TDR	TDP	TDRT	FG	PAT	PTS.
1.	Garó Yepremian	1970-78	0	0	0	0	165	335	830
2.	Pete Stoyanovich	1989-95	0	0	0	0	176	246	774
3.	<b>Olindo Mare</b>	<b>1997-02</b>	<b>0</b>	<b>0</b>	<b>0</b>	<b>0</b>	<b>160</b>	<b>207</b>	<b>687</b>
4.	Uwe von Schamann	1979-84	0	0	0	0	101	237	540
5.	Mark Clayton	1983-92	82	0	81	1	0	0	492
6.	Nat Moore	1974-86	75	1	74	0	0	0	450
7.	Mark Duper	1982-92	59	0	59	0	0	0	354
8.	Larry Csonka	1968-74, 1979	57	53	4	0	0	0	342
9.	Fuad Reveiz	1985-88	0	0	0	0	53	161	320
10.	Karim Abdul-Jabbar	1996-99	34	33	1	0	0	0	204
11.	Mercury Morris	1969-75	33	29	1	3	0	0	198
	Tony Nathan	1979-87	33	16	16	1	0	0	198
	Paul Warfield	1970-74	33	0	33	0	0	0	198
14.	O.J. McDuffie	1993-01	32	0	29	3	0	0	194#
15.	Jim Kilick	1968-74	31	28	3	0	0	0	186
16.	Lorenzo Hampton	1985-89	28	22	6	0	0	0	168
17.	Bruce Hardy	1978-89	25	0	25	0	0	0	150
	Don Nottingham	1973-77	25	25	0	0	0	0	150
19.	Lamar Smith	2000-01	24	20	4	0	0	0	144

	PLAYER	YEARS	TD	TDR	TDP	TDRT	FG	PAT	PTS.
20.	Norm Bulaich	1975-79	23	17	6	0	0	0	138
	Andra Franklin	1981-84	23	22	1	0	0	0	138
	Jim Mandich	1970-77	23	0	23	0	0	0	138
	Howard Twilley	1966-76	23	0	23	0	0	0	138
24.	<b>Oronde Gadsden</b>	<b>1998-02</b>	<b>22</b>	<b>0</b>	<b>22</b>	<b>0</b>	<b>0</b>	<b>0</b>	<b>132</b>
25.	Irving Fryar	1993-95	20	0	20	0	0	0	124##
	Jim Jensen	1981-92	19	0	19	0	0	0	114
27.	Keith Jackson	1992-94	18	0	18	0	0	0	110#
	Bernie Parmalee	1992-98	18	15	3	0	0	0	110#
29.	Durriel Harris	1976-83, 1985	18	0	18	0	0	0	108
30.	Ron Davenport	1985-89	17	13	4	0	0	0	102
	Karl Noonan	1966-71	17	0	17	0	0	0	102
	<b>Ricky Williams</b>	<b>2002</b>	<b>17</b>	<b>16</b>	<b>1</b>	<b>0</b>	<b>0</b>	<b>0</b>	<b>102</b>
33.	Keith Byars	1993-96	16	6	10	0	0	0	96
	Dan Johnson	1983-87	16	0	16	0	0	0	96
	Benny Malone	1974-78	16	16	0	0	0	0	96
	Sammie Smith	1989-91	16	15	1	0	0	0	96
37.	Terry Kirby	1993-95	15	9	6	0	0	0	92#
38.	Mark Higgs	1990-94	15	14	0	1	0	0	90
39.	Joe Nedney	1996-97	0	0	0	0	18	35	89
40.	Tony Martin	1989-93, 1999-00	14	0	14	0	0	0	84
	Delvin Williams	1978-80	14	13	1	0	0	0	84
42.	Woody Bennett	1980-88	13	10	3	0	0	0	78
	Jimmy Cefalo	1978-84	13	0	13	0	0	0	78
	Joe Rose	1980-85	13	0	13	0	0	0	78
45.	Joe Auer	1966-67	12	5	6	1	0	0	72
	Mark Ingram	1993-94	12	0	12	0	0	0	72
	Troy Stradford	1987-90	12	10	2	0	0	0	72
48.	Karl Kremser	1969-70	0	0	0	0	13	28	67
49.	Gene Mingo	1966-67	0	0	0	0	11	32	65
50.	<b>Chris Chambers</b>	<b>2001-02</b>	<b>10</b>	<b>0</b>	<b>10</b>	<b>0</b>	<b>0</b>	<b>0</b>	<b>60</b>
	Ferrell Edmunds	1988-92	10	0	10	0	0	0	60
	Irving Spikes	1994-97	10	8	2	0	0	0	60
	David Woodley	1980-83	10	9	1	0	0	0	60
54.	Pete Johnson	1984	9	9	0	0	0	0	54
	Dan Marino	1983-99	9	9	0	0	0	0	54
	Stan Mitchell	1966-70	9	4	5	0	0	0	54
	Tony Paige	1990-92	9	3	6	0	0	0	54
	James Pruitt	1986-88, 1990-91	9	0	8	1	0	0	54
	Freddie Solomon	1975-77	9	1	5	3	0	0	54
60.	Jimmy Keyes	1968-69	0	0	0	0	7	30	51
61.	Troy Drayton	1996-99	8	0	8	0	0	0	50#
62.	Fred Banks	1987-93	8	0	8	0	0	0	48
	Gary Davis	1976-79	8	7	1	0	0	0	48
	<b>Jay Fiedler</b>	<b>2000-02</b>	<b>8</b>	<b>8</b>	<b>0</b>	<b>0</b>	<b>0</b>	<b>0</b>	<b>48</b>
	Stanley Pritchett	1996-99	8	2	6	0	0	0	48
	Lamar Thomas	1996-00	8	0	8	0	0	0	48
67.	Doug Moreau	1966-69	6	0	6	0	1	6	45
68.	Marlin Briscoe	1972-74	7	0	7	0	0	0	42
	Bob Griese	1967-80	7	7	0	0	0	0	42
	Larry Seiple	1966-67	7	0	7	0	0	0	42
71.	Booth Lusteg	1967	0	0	0	0	7	18	39
72.	Leroy Harris	1977-78	6	6	0	0	0	0	36
	<b>Rob Konrad</b>	<b>1999-02</b>	<b>6</b>	<b>1</b>	<b>5</b>	<b>0</b>	<b>0</b>	<b>0</b>	<b>36</b>
	<b>Travis Minor</b>	<b>2001-02</b>	<b>6</b>	<b>4</b>	<b>1</b>	<b>1</b>	<b>0</b>	<b>0</b>	<b>36</b>
	Andre Tillman	1975-78	6	0	6	0	0	0	36
	Tommy Vigorito	1981-85	6	2	2	2	0	0	36
77.	<b>James McKnight</b>	<b>2001-02</b>	<b>5</b>	<b>0</b>	<b>5</b>	<b>0</b>	<b>0</b>	<b>0</b>	<b>32#</b>
78.	Andre Brown	1989-90	5	0	5	0	0	0	30
	J.J. Johnson	1999-01	5	5	0	0	0	0	30
	Jed Weaver	2000-02	5	0	5	0	0	0	30
81.	Dick Anderson	1968-77	4	0	0	4	0	0	24
	Fred Barnett	1996-97	4	0	4	0	0	0	24
	Greg Batv	1991-94	4	0	4	0	0	0	24



	PLAYER	YEARS	TD	TDR	TDP	TDRT	FG	PAT	PTS.
	Marv Fleming	1970-74	4	0	4	0	0	0	24
	Jack Harper	1967-68	4	1	3	0	0	0	24
	Randal Hill	1991, 1995-96	4	0	4	0	0	0	24
	Marc Logan	1989-91	4	2	0	2	0	0	24
	<b>Randy McMichael</b>	<b>2002</b>	<b>4</b>	<b>0</b>	<b>4</b>	<b>0</b>	<b>0</b>	<b>0</b>	<b>24</b>
	Leslie Shepherd	2000	4	0	4	0	0	0	24
	<b>Zach Thomas</b>	<b>1996-02</b>	<b>4</b>	<b>0</b>	<b>0</b>	<b>4</b>	<b>0</b>	<b>0</b>	<b>24</b>
91.	Willie Beecher	1987	0	0	0	0	3	12	21
92.	Eric Green	1995	3	0	3	0	0	0	20#
93.	John Avery	1998-99	3	2	1	0	0	0	18
	<b>Terrell Buckley</b>	<b>1995-99</b>	<b>3</b>	<b>0</b>	<b>0</b>	<b>3</b>	<b>0</b>	<b>0</b>	<b>18</b>
	Jack Clancy	1967-69	3	0	3	0	0	0	18
	Tony Franklin	1988	0	0	0	0	4	6	18
	Nick Giaquinto	1980-81	3	0	2	1	0	0	18
	Hubert Ginn	1970-75	3	3	0	0	0	0	18
	Frank Jackson	1966-67	3	0	3	0	0	0	18
	Charles Jordan	1996-98	3	0	3	0	0	0	18
	Mike Kozlowski	1979-86	3	0	0	3	0	0	18
	Ronnie Lee	1979-82, 1984-89	3	0	3	0	0	0	18
	Ray Lucas	2001-02	3	3	0	0	0	0	18
	Loaird McCreary	1976-78	3	0	3	0	0	0	18
	Lloyd Mumphord	1969-74	3	0	0	3	0	0	18
	David Overstreet	1983	3	1	2	0	0	0	18
	Scott Schwedes	1987-90	3	0	2	1	0	0	18
	Ronald Scott	1987	3	3	0	0	0	0	18
	Otto Stowe	1971-72	3	0	3	0	0	0	18
	<b>Jason Taylor</b>	<b>1997-02</b>	<b>3</b>	<b>0</b>	<b>0</b>	<b>3</b>	<b>0</b>	<b>0</b>	<b>18</b>
111.	Tim Foley	1970-80	2	0	0	2	0	0	14*
	Billy Joe	1966	2	0	2	0	0	0	14#
	<b>Sam Madison</b>	<b>1997-02</b>	<b>2</b>	<b>0</b>	<b>0</b>	<b>2</b>	<b>0</b>	<b>0</b>	<b>14*</b>
114.	Mel Baker	1974	2	0	2	0	0	0	12
	Charlie Baumann	1991	0	0	0	0	2	6	12
	Bob Baumhower	1977-86	2	0	0	2	0	0	12
	Jim Braxton	1978	2	2	0	0	0	0	12
	Gary Clark	1995	2	0	2	0	0	0	12
	Cecil Collins	1999	2	2	0	0	0	0	12
	<b>Robert Edwards</b>	<b>2002</b>	<b>2</b>	<b>1</b>	<b>1</b>	<b>0</b>	<b>0</b>	<b>0</b>	<b>12</b>
	Abner Haynes	1967	2	2	0	0	0	0	12
	Eddie Hill	1981-84	2	1	1	0	0	0	12
	Liffort Hobley	1987-93	2	0	0	2	0	0	12
	Bobby Humphrey	1992	2	1	1	0	0	0	12
	William Judson	1982-89	2	0	0	2	0	0	12
	Dave Kocourek	1966	2	0	2	0	0	0	12
	Kyle Mackey	1987	2	2	0	0	0	0	12
	<b>Brock Marion</b>	<b>1998-02</b>	<b>2</b>	<b>0</b>	<b>0</b>	<b>2</b>	<b>0</b>	<b>0</b>	<b>12</b>
	Don McNeal	1980-89	2	0	0	2	0	0	12
	Jerris McPhail	1996-97	2	1	1	0	0	0	12
	Scott Miller	1991-96	2	0	1	1	0	0	12
	Jeff Ogden	2000-01	2	0	1	1	0	0	12
	Louis Oliver	1989-93, 1995-96	2	0	0	2	0	0	12
	<b>Ed Perry</b>	<b>1997-02</b>	<b>2</b>	<b>0</b>	<b>2</b>	<b>0</b>	<b>0</b>	<b>0</b>	<b>12</b>
	Sam Price	1966-68	2	1	1	0	0	0	12
	Bo Roberson	1966	2	0	2	0	0	0	12
	Terry Robiskie	1980-81	2	2	0	0	0	0	12
	Bill Stanfill	1969-76	2	0	0	2	0	0	12
	Don Strook	1974-87	2	2	0	0	0	0	12
	<b>Patrick Surtain</b>	<b>1998-02</b>	<b>2</b>	<b>0</b>	<b>0</b>	<b>2</b>	<b>0</b>	<b>0</b>	<b>12</b>
	Troy Vincent	1992-95	2	0	0	2	0	0	12
	Jimmy Warren	1966-67	2	0	0	2	0	0	12
	Dick Westmoreland	1966-69	2	0	0	2	0	0	12
	Stan Winfrey	1975-77	2	1	1	0	0	0	12
145.	Kim Bokamper	1977-85	1	0	0	1	0	0	8*
	Curtis Johnson	1970-78	1	0	0	1	0	0	8*

	PLAYER	YEARS	TD	TDR	TDP	TDRT	FG	PAT	PTS.
147.	Don Bessillieu	1979-81	1	0	0	1	0	0	6
	Glenn Blackwood	1979-87	1	0	0	1	0	0	6
	<b>Tim Bowers</b>	<b>1994-02</b>	<b>1</b>	<b>0</b>	<b>0</b>	<b>1</b>	<b>0</b>	<b>0</b>	<b>6</b>
	J.B. Brown	1989-96	1	0	0	1	0	0	6
	Bob Brudzinski	1981-89	1	0	0	1	0	0	6
	Nick Buoniconti	1969-76	1	0	0	1	0	0	6
	Brett Carolan	1996	1	0	1	0	0	0	6
	Cris Carter	2002	1	0	1	0	0	0	6
	Joe Carter	1984-86	1	1	0	0	0	0	6
	Rick Casares	1966	1	0	1	0	0	0	6
	Aaron Craver	1991-94	1	1	0	0	0	0	6
	Bill Cronin	1966	1	0	1	0	0	0	6
	Vern Den Herder	1971-81	1	0	1	0	0	0	6
	Leland Douglas	1987	1	0	1	0	0	0	6
	Bert Emanuel	2000	1	0	1	0	0	0	6
	Frank Emanuel	1968-69	1	0	0	1	0	0	6
	Tom Erlandson	1966-67	1	0	0	1	0	0	6
	<b>Trent Gamble</b>	<b>2000-02</b>	<b>1</b>	<b>0</b>	<b>0</b>	<b>1</b>	<b>0</b>	<b>0</b>	<b>6</b>
	Kookie Gilchrist	1966	1	0	1	0	0	0	6
	Kerry Glenn	1990-92	1	0	0	1	0	0	6
	Hunter Goodwin	1999-01	1	0	1	0	0	0	6
	Vince Heflin	1982-85	1	0	1	0	0	0	6
	Sean Hill	1994-96	1	0	0	1	0	0	6
	Trell Hooper	1987	1	0	0	1	0	0	6
	Steve Howell	1979-81	1	1	0	0	0	0	6
	Ricky Isom	1987	1	1	0	0	0	0	6
	Calvin Jackson	1994-99	1	0	0	1	0	0	6
	Vestee Jackson	1991-93	1	0	0	1	0	0	6
	Pete Jaquess	1966-67	1	0	0	1	0	0	6
	Pat Johnson	1995	1	0	0	1	0	0	6
	Robert Jones	1998-00	1	0	0	1	0	0	6
	Chuck Klingbeil	1991-95	1	0	0	1	0	0	6
	Bernie Kosar	1994-96	1	1	0	0	0	0	6
	Charles Leigh	1971-73	1	1	0	0	0	0	6
	David Lewis	1987	1	0	1	0	0	0	6
	Gene Milton	1968-69	1	0	1	0	0	0	6
	Kenny Mixon	1998-01	1	0	0	1	0	0	6
	Earl Morrall	1972-76	1	1	0	0	0	0	6
	Cliff Odom	1990-93	1	0	0	1	0	0	6
	Brett Perriman	1997	1	0	1	0	0	0	6
	Willie Richardson	1970	1	0	1	0	0	0	6
	John Roderick	1966	1	0	1	0	0	0	6
	Jake Scott	1970-75	1	0	0	1	0	0	6
	Scott Secules	1989-92	1	1	0	0	0	0	6
	Gerald Small	1978-83	1	0	0	1	0	0	6
	Willie Smith	1987	1	0	1	0	0	0	6
	Brian Sochia	1986-91	1	0	0	1	0	0	6
	John Stofa	1966-67, 1969-70	1	1	0	0	0	0	6
	John Tagliaferri	1987	1	1	0	0	0	0	6
	Norris Thomas	1977-79	1	0	0	1	0	0	6
	Thurman Thomas	2000	1	0	1	0	0	0	6
	Bob Torrey	1979	1	1	0	0	0	0	6
	Frank Wainright	1995-98	1	0	1	0	0	0	6
	Fulton Walker	1981-84	1	0	0	1	0	0	6
	Willie West	1966-68	1	0	0	1	0	0	6
	Jarvis Williams	1988-93	1	0	0	1	0	0	6
	Robert Wilson	1994-96	1	0	1	0	0	0	6
	Dick Wood	1966	1	1	0	0	0	0	6
205.	Van Tiffin	1987	0	0	0	0	0	4	4
206.	Mike Charles	1983-86	0	0	0	0	0	0	2*
	Aaron Craver	1991-94	0	0	0	0	0	0	2#
	A.J. Duhe	1977-84	0	0	0	0	0	0	2*
	Larry Gordon	1976-82	0	0	0	0	0	0	2*
	Jermaine Haley	2000-02	0	0	0	0	0	0	2*

PLAYER	YEARS	TD	TDR	TDP	TDRT	FG	PAT	PTS.
Don Reese	1974-76	0	0	0	0	0	0	2*
George Wilson	1966	0	0	0	0	0	0	2#

\* — safety # — two point conversion

## INTERCEPTIONS

PLAYER	YEARS	NO.	YDS.	AVG.	LG	TD
1. Jake Scott	1970-75	35	425	12.1	47	0
2. Dick Anderson	1968-77	34	792	23.3	96t	3
3. Glenn Blackwood	1979-87	29	398	13.7	50	1
4. <b>Sam Madison</b>	<b>1997-02</b>	<b>26</b>	<b>394</b>	<b>15.2</b>	<b>42</b>	<b>1</b>
5. Louis Oliver	1989-93, 1995-96	24	569	23.7	103t	2
William Judson	1982-89	24	368	15.3	61t	2
7. Gerald Small	1978-83	23	378	16.4	46t	1
8. <b>Terrell Buckley</b>	<b>1995-99</b>	<b>22</b>	<b>350</b>	<b>15.9</b>	<b>91t</b>	<b>2</b>
Curtis Johnson	1970-78	22	150	6.8	34	0
Tim Foley	1970-80	22	96	4.4	18	0
11. <b>Patrick Surtain</b>	<b>1998-02</b>	<b>18</b>	<b>237</b>	<b>13.2</b>	<b>43</b>	<b>2</b>
Don McNeal	1980-89	18	163	9.1	30	2
13. <b>Brock Marion</b>	<b>1998-02</b>	<b>17</b>	<b>428</b>	<b>25.2</b>	<b>100t</b>	<b>2</b>
14. J.B. Brown	1989-96	16	293	18.3	48	1
15. Dick Westmoreland	1966-69	15	236	15.7	42	1
16. Troy Vincent	1992-95	14	284	20.3	69	2
Jarvis Williams	1988-93	14	216	15.4	42	1
Lloyd Mumphord	1969-74	14	187	13.4	51	2
Lyle Blackwood	1981-86	14	175	12.5	45	0
Earnie Rhone	1975-84	14	110	7.9	16	0
21. Willie West	1966-68	13	180	13.8	32	0
Paul Lankford	1982-91	13	89	6.7	44	0
23. <b>Zach Thomas</b>	<b>1996-02</b>	<b>12</b>	<b>153</b>	<b>12.8</b>	<b>34t</b>	<b>4</b>
Charlie Babb	1972-79	12	141	11.8	36	0
Brian Walker	1997-98, 2000-01	12	92	7.7	31	0
26. Jimmy Warren	1966-69	11	247	22.5	70t	2
27. Mike Kozlowski	1979-86	8	172	21.5	38t	2
Larry Gordon	1976-82	8	121	15.1	36	0
Bob Matheson	1971-79	8	111	13.9	34	0
Nick Buoniconti	1969-76	8	89	11.1	24	0
31. Norris Thomas	1977-79	7	115	16.4	53t	1
32. Bud Brown	1984-88	6	96	16.0	53	0
Kim Bokamper	1977-85	6	55	9.2	24t	1
John Bramlett	1977-85	6	49	8.2	22	0
35. Bob Petrella	1966-71	5	104	20.8	33	0
Neal Colzie	1979	5	86	17.2	56	0
Mike Kolen	1970-77	5	85	17.0	29	0
Liffort Hobbey	1987-93	5	61	12.2	22	0
Fulton Walker	1981-84	5	61	12.2	30	0
Bob Brudzinski	1981-89	5	46	9.2	19	0
Rick Volk	1977-78	5	42	8.4	24	0
<b>Shawn Wooden</b>	<b>1996-99, 2001-02</b>	<b>5</b>	<b>25</b>	<b>5.0</b>	<b>15</b>	<b>0</b>
Doug Swift	1970-75	5	17	3.4	12	0
Don Bessillieu	1979-81	5	13	2.6	12	0
45. Calvin Jackson	1994-99	4	105	26.3	61t	1
Tom Erlandson	1966-67	4	68	17.0	37	1
John Offerdahl	1986-93	4	44	11.0	28	0
Tim McKyer	1990	4	40	10.0	21	0
Gene Atkins	1994-96	4	24	6.0	18	0
Michael Stewart	1994-96	4	11	2.8	11	0
51. Vestee Jackson	1991-93	3	63	21.0	30t	1
Ed Taylor	1979-82	3	55	18.3	44	0
Rodney Thomas	1988-90	3	52	17.3	48	0
Frank Emanuel	1968-69	3	46	15.3	24	0
Bryan Cox	1991-95	3	38	12.7	26	0
Wahoo McDaniel	1966-68	3	35	11.7	20	0
Derrick Rodgers	1997-02	3	33	11.0	21	0
Jerry Wilson	1996-00	3	32	10.7	19	0
Steve Towle	1975-80	3	30	10.0	16	0



	PLAYER	YEARS	NO.	YDS.	AVG.	LG	TD
	Pete Jaquess	1966-67	3	27	9.0	27	1
	Mark Brown	1983-88	3	18	6.0	13	0
	A.J. Duhe	1977-84	3	18	6.0	11	0
	Ed Weisacosky	1968-70	3	10	3.3	7	0
	Aubrey Beavers	1994-95	3	8	2.7	8	0
	<b>Jason Taylor</b>	<b>1997-02</b>	<b>3</b>	<b>6</b>	<b>2.0</b>	<b>4</b>	<b>0</b>
66.	Donovan Rose	1986-87	2	63	31.5	36	0
	Rusty Chambers	1976-80	2	53	26.5	49	0
	Dwight Hollier	1992-99	2	47	24.5	36	0
	Ken Ellis	1976	2	40	20.0	40	0
	Bobby Harden	1990-93	2	39	19.5	22	0
	Robert Sowell	1983-85, 1987	2	36	18.0	29	0
	Bill Stanfill	1969-76	2	32	16.0	17t	2
	Kerry Glenn	1990-92	2	31	15.5	31t	1
	<b>Jamar Fletcher</b>	<b>2001-02</b>	<b>2</b>	<b>30</b>	<b>15.0</b>	<b>30</b>	<b>0</b>
	Henry Stuckey	1972-74	2	25	12.5	21	0
	George Teague	1997	2	25	12.5	23	0
	Tate Randle	1987	2	16	8.0	11	0
	John McGeever	1966	2	15	7.5	15	0
	Tom Beier	1967, 1969	2	14	7.0	7	0
	Robert Jones	1998-00	2	14	7.0	14t	1
	Jeris White	1974-76	2	4	2.0	4	0
	Tyrone Braxton	1994	2	3	1.5	3	0
	Chris Green	1991-94	2	0	0.0	0	0
84.	Kenny Mixon	1998-01	1	56	56.0	56t	1
	Jay Brophy	1984-86	1	41	41.0	41	0
	Dean Brown	1970	1	32	32.0	32	0
	Bob Neff	1966-68	1	32	32.0	17	0
	Hugh Green	1985-91	1	28	28.0	28	0
	Earl Faison	1966	1	26	26.0	26	0
	Vern Den Herder	1971-81	1	24	24.0	24	0
	Charles Cornelius	1977-78	1	21	21.0	21	0
	Bob Bruggers	1966-68	1	20	20.0	20	0
	Ralph Ortega	1979-80	1	17	17.0	13	0
	Ted Davis	1970	1	15	15.0	15	0
	Rick Graf	1987-89	1	14	14.0	14	0
	Shawn Lee	1990-91	1	14	14.0	14	0
	Jackie Shipp	1984-88	1	7	7.0	7	0
	Craig Veasey	1993-94	1	7	7.0	7	0
	Eric Kumerow	1988-90	1	5	5.0	5	0
	Alex Moyer	1985-86	1	4	4.0	4	0
	Greg Jeffries	1999-00	1	3	3.0	3	0
	Jack Rudolph	1966	1	3	3.0	3	0
	Chris Singleton	1993-96	1	3	3.0	3	0
	Mike Charles	1983-86	1	2	2.0	2	0
	Mike Reichenbach	1990-91	1	2	2.0	2	0
	Larry Ball	1972-74, 1977-78	1	2	2.0	2	0
	Randall Edmunds	1968-69	1	1	1.0	1	0
	Bruce Alexander	1992	1	0	0.0	0	0
	Bob Baumhower	1977-86	1	0	0.0	0	0
	<b>Tim Bowens</b>	<b>1994-02</b>	<b>1</b>	<b>0</b>	<b>0.0</b>	<b>0</b>	<b>0</b>
	Jeff Cross	1989-95	1	0	0.0	0	0
	<b>Arturo Freeman</b>	<b>2000-02</b>	<b>1</b>	<b>0</b>	<b>0.0</b>	<b>0</b>	<b>0</b>
	Scott Galyon	2000-02	1	0	0.0	0	0
	Jermaine Haley	2000-02	1	0	0.0	0	0
	Sean Hill	1994-96	1	0	0.0	0	0
	Mack Lamb	1967-68	1	0	0.0	0	0
	Cliff Odom	1990-93	1	0	0.0	0	0
	Muhammad Oliver	1994	1	0	0.0	0	0
	Vern Roberson	1977	1	0	0.0	0	0
	Bryant Salter	1976	1	0	0.0	0	0
	Terrance Shaw	2000	1	0	0.0	0	0
	Daryl Gardener	1996-01	1	-1	-1.0	-1	0

## SACKS

PLAYER	YEARS	NO.	PLAYER	YEARS	NO.
1. Bill Stanfill	1969-76	67.5	6. Trace Armstrong	1995-00	56.5
2. Doug Betters	1978-87	65.5	7. Bob Baumhower	1977-86	39.5
3. Vern Den Herder	1971-81	64.0	Kim Bokamper	1977-85	39.5
4. Jeff Cross	1988-95	59.5	9. A.J. Duhe	1977-84	38.5
5. Jason Taylor	1997-02	58.0	10. Manny Fernandez	1968-75	35.0

## KICKOFF RETURNS

PLAYER	YEARS	NO.	YDS.	AVG.	LG	TD
1. Mercury Morris	1969-75	111	2947	26.5	105t	3
2. Fulton Walker	1981-85	123	2944	23.9	90t	1
3. Brock Marion	1998-02	107	2517	23.5	93	0
4. O.J. McDuffie	1993-01	92	2103	22.9	48	0
5. Irving Spikes	1994-97	89	2058	23.1	55	0
6. Lorenzo Hampton	1985-89	96	2025	21.1	46	0
7. Duriel Harris	1976-83, 1985	56	1416	25.3	69	0
8. Gary Davis	1976-79	55	1309	23.8	73	0
9. Marc Logan	1989-91	56	1171	20.9	97t	1
10. John Avery	1998-99	45	1140	25.3	55	0

## PUNT RETURNS

PLAYER	YEARS	NO.	FC	YDS.	AVG.	LG	TD
1. Jake Scott	1970-75	127	55	1330	10.5	77t	1
2. O.J. McDuffie	1993-01	127	91	1127	8.9	72t	2
3. Tom Vigorito	1981-85	79	21	830	10.5	87t	2
4. Freddie Solomon	1975-77	71	4	810	11.4	79t	2
5. Scott Schwedes	1987-90	75	18	732	9.8	70t	1
6. Jeff Ogden	2000-01	51	22	700	13.7	81t	1
7. Mark Clayton	1983-92	52	13	485	9.3	60t	1
8. Tony Nathan	1979-87	51	26	484	9.5	86t	1
9. Scott Miller	1991-96	54	30	451	8.4	32	0
10. Terrell Buckley	1995-99	44	9	449	10.2	35	0

# TOP TWENTY SEASON LEADERS

## RUSHING YARDS

NAME	YEAR	YARDS
1. Ricky Williams	2002	1853
2. Delvin Williams	1978	1258
3. Lamar Smith	2000	1139
4. Larry Csonka	1972	1117
5. Karim Abdul-Jabbar	1996	1116
6. Larry Csonka	1971	1051
7. Larry Csonka	1973	1003
8. Mercury Morris	1972	1000
9. Lamar Smith	2001	968
10. Karim Abdul-Jabbar	1998	960
11. Mercury Morris	1973	954
12. Mark Higgs	1992	915
13. Mark Higgs	1991	905
14. Karim Abdul-Jabbar	1997	892
15. Bernie Parmalee	1995	878
16. Mercury Morris	1975	875
17. Larry Csonka	1970	874
18. Bernie Parmalee	1994	868
19. Larry Csonka	1979	837
20. Sammie Smith	1990	831

---

**PASSING YARDS**

---

	NAME	YEAR	YARDS
1.	Dan Marino	1984	5084
2.	Dan Marino	1986	4746
3.	Dan Marino	1994	4453
4.	Dan Marino	1988	4434
5.	Dan Marino	1985	4137
6.	Dan Marino	1992	4116
7.	Dan Marino	1989	3997
8.	Dan Marino	1991	3970
9.	Dan Marino	1997	3780
10.	Dan Marino	1995	3668
11.	Dan Marino	1990	3563
12.	Dan Marino	1998	3497
13.	Jay Fiedler	2001	3290
14.	Dan Marino	1987	3245
15.	Dan Marino	1996	2795
16.	Bob Griese	1968	2473
17.	David Woodley	1981	2470
18.	Dan Marino	1999	2448
19.	Jay Fiedler	2000	2402
20.	Bob Griese	1977	2252

---

**PASSING TOUCHDOWNS**

---

	NAME	YEAR	TOUCHDOWNS
1.	Dan Marino	1984	48
2.	Dan Marino	1986	44
3.	Dan Marino	1985	30
	Dan Marino	1994	30
5.	Dan Marino	1988	28
6.	Dan Marino	1987	26
7.	Dan Marino	1991	25
8.	Dan Marino	1989	24
	Dan Marino	1992	24
	Dan Marino	1995	24
11.	Dan Marino	1998	23
12.	Bob Griese	1977	22
13.	Bob Griese	1968	21
	Dan Marino	1990	21
15.	Dan Marino	1983	20
	Jay Fiedler	2001	20
17.	Bob Griese	1971	19
18.	Bob Griese	1973	17
	Dan Marino	1996	17
20.	Bob Griese	1974	16
	Dan Marino	1997	16

---

**RECEPTIONS**

---

	NAME	YEAR	RECEPTIONS
1.	O.J. McDuffie	1998	90
2.	Mark Clayton	1988	86
3.	O.J. McDuffie	1997	76
4.	Terry Kirby	1993	75
5.	O.J. McDuffie	1996	74
6.	Mark Clayton	1984	73
	Irving Fryar	1994	73
8.	Tony Nathan	1985	72
9.	Mark Duper	1984	71
10.	Mark Clayton	1985	70
	Mark Clayton	1991	70
	Mark Duper	1991	70
13.	Jack Clancy	1967	67
	Mark Duper	1986	67
	Tony Martin	1999	67
16.	Terry Kirby	1995	66
17.	Mark Clayton	1989	64



	NAME	YEAR	RECEPTIONS
19.	Irving Fryar	1993	64
	Irving Fryar	1995	62
	O.J. McDuffie	1995	62

### RECEIVING YARDS

	NAME	YEAR	YARDS
1.	Mark Clayton	1984	1389
2.	Mark Duper	1986	1313
3.	Mark Duper	1984	1306
4.	Irving Fryar	1994	1270
5.	Mark Clayton	1986	1150
6.	Mark Clayton	1988	1129
7.	Mark Duper	1991	1085
8.	Mark Clayton	1991	1053
9.	O.J. McDuffie	1998	1050
10.	Tony Martin	1999	1037
11.	Mark Clayton	1989	1011
12.	Irving Fryar	1993	1010
13.	Mark Duper	1983	1003
14.	Mark Clayton	1985	996
	Paul Warfield	1971	996
16.	O.J. McDuffie	1997	943
17.	O.J. McDuffie	1996	918
18.	Duriel Harris	1981	911
19.	Irving Fryar	1995	910
20.	Chris Chambers	2001	883

### POINTS

	NAME	YEAR	POINTS
1.	Olindo Mare	1999	144
2.	Pete Stoyanovich	1992	124
3.	Pete Stoyanovich	1991	121
4.	Pete Stoyanovich	1995	118
5.	Garó Yepremian	1971	117
	Olindo Mare	1997	117
	Olindo Mare	2000	117
8.	Fuad Reveiz	1985	116
9.	Garó Yepremian	1972	115
10.	Olindo Mare	2002	114
11.	Garó Yepremian	1973	113
12.	Uwe von Schamann	1981	109
	Pete Stoyanovich	1993	109
14.	Mark Clayton	1984	108
15.	Pete Stoyanovich	1994	107
16.	Ricky Williams	2002	102
17.	Pete Stoyanovich	1990	100
18.	Uwe von Schamann	1979	99
	Uwe von Schamann	1983	99
	Olindo Mare	1998	99

### SACKS

	NAME	YEAR	SACKS
1.	Bill Stanfill	1973	18.5
	Jason Taylor	2002	18.5
3.	Trace Armstrong	2000	16.5
4.	Doug Betters	1983	16.0
5.	Jason Taylor	2000	14.5
6.	Doug Betters	1984	14.0
7.	Bryan Cox	1992	14.0
8.	Trace Armstrong	1996	12.0
9.	Jeff Cross	1990	11.5
10.	Mel Branch	1968	11.0
	Vern Den Herder	1975	11.0
12.	Vern Den Herder	1972	10.5
	Jeff Cross	1993	10.5

	NAME	YEAR	SACKS
	Trace Armstrong	1998	10.5
15.	Bill Stanfill	1972	10.0
	Vern Den Herder	1973	10.0
	Bill Stanfill	1974	10.0
	Jeff Cross	1989	10.0
19.	Jeff Cross	1994	9.5
	Adewale Ogunleye	2002	9.5

### TACKLES

	NAME	YEAR	TACKLES
1.	Steve Towle	1976	217
2.	Zach Thomas	2002	195
3.	Zach Thomas	1996	180
	Zach Thomas	2001	180
5.	Rusty Chambers	1979	178
6.	Earnie Rhone	1981	171
7.	Zach Thomas	1999	167
8.	Steve Towle	1975	164
9.	Nick Buoniconti	1973	162
10.	Zach Thomas	1998	160
11.	Rusty Chambers	1978	151
12.	Zach Thomas	1997	149
13.	Bryan Cox	1994	147
14.	Nick Buoniconti	1972	146
15.	Bob Baumhower	1979	146
16.	Nick Buoniconti	1970	145
17.	Bob Baumhower	1978	144
18.	Bryan Cox	1995	142
19.	Steve Towle	1977	138
20.	Steve Towle	1979	137

## DOLPHINS OUTSTANDING PERFORMANCES

### 300-PLUS PASSING YARDS

PLAYER	DATE	OPPONENT	ATT.	COMP.	YDS.	TD	INT.	LG
Dan Marino	10/23/88	N.Y. JETS	60	35	521	3	5	56
Dan Marino	9/4/94	NEW ENGLAND	42	23	473	5	1	64t
Dan Marino	12/2/84	L.A. RAIDERS	57	35	470	4	2	64
Dan Marino	10/1/95	at Cincinnati	48	33	450	2	1	58
Dan Marino	9/21/86	at N.Y. Jets	50	30	448	6	2	46t
Dan Marino	9/25/94	at Minnesota	54	29	431	3	3	43
Dan Marino	9/30/84	at St. Louis	36	24	429	3	0	51
Dan Marino	9/24/89	N.Y. JETS	55	33	427	3	2	43t
Dan Marino	11/4/84	at N.Y. Jets	42	23	422	2	2	54
* Dan Marino	12/30/95	at Buffalo	64	33	422	2	3	45t
* Dan Marino	1/6/85	PITTSBURGH	32	21	421	4	1	41
David Woodley	10/25/81	at Dallas	37	21	408	3	5	69t
Dan Marino	12/9/84	at Indianapolis	41	29	404	4	1	42
Dan Marino	11/16/86	at Buffalo	54	39	404	4	0	39
Dan Marino	12/12/88	CLEVELAND	50	30	404	4	3	46
* Don Strock	1/2/82	SAN DIEGO	43	29	403	4	1	50t
Dan Marino	12/14/86	at L.A. Rams	46	29	403	5	1	69t
Dan Marino	12/20/87	WASHINGTON	50	22	393	3	1	59t
Dan Marino	10/10/99	at Indianapolis	38	25	393	2	0	62
Dan Marino	9/29/85	at Denver	43	25	390	3	0	73
Dan Marino	11/23/97	at New England	60	38	389	0	3	27

PLAYER	DATE	OPPONENT	ATT.	COMP.	YDS.	TD	INT.	LG
Dan Marino	12/13/87	at Philadelphia	39	25	376	3	1	54
Dan Marino	10/12/97	at N.Y. Jets	38	27	372	2	0	36t
Bernie Kosar	10/15/95	at New Orleans	42	29	368	3	2	31t
Dan Marino	12/9/90	PHILADELPHIA	54	27	365	2	0	37
Steve DeBerg	12/5/93	N.Y. GIANTS	41	26	365	1	2	44
Dan Marino	11/10/85	N.Y. JETS	37	21	362	3	3	60
Dan Marino	11/6/88	at New England	51	29	359	1	2	32
Dan Marino	11/12/89	at N.Y. Jets	34	18	359	3	2	78t
Dan Marino	11/27/94	at N.Y. Jets	44	31	359	4	2	28t
Dan Marino	10/25/92	INDIANAPOLIS	45	25	355	2	3	48t
Dan Marino	12/21/98	DENVER	38	23	355	4	1	56t
Dan Marino	11/27/88	at N.Y. Jets	35	17	353	5	0	80t
Bob Griese	11/20/78	at Houston	33	23	349	2	1	47
Dan Marino	12/8/85	at Green Bay	44	30	345	5	1	61
Scott Mitchell	10/31/93	KANSAS CITY	44	23	344	3	0	77t
Steve DeBerg	12/13/93	PITTSBURGH	44	27	344	1	2	47
Dan Marino	12/3/95	ATLANTA	50	35	343	2	2	32
Dan Marino	12/17/84	DALLAS	40	23	340	4	2	63
Dan Marino	12/24/89	KANSAS CITY	47	28	339	3	1	35
Dan Marino	11/18/84	at San Diego	41	28	338	2	2	32
Dan Marino	10/12/86	BUFFALO	41	24	337	1	1	39
Dan Marino	10/22/89	GREEN BAY	37	24	333	2	2	61
Dan Marino	11/12/95	NEW ENGLAND	37	27	333	2	2	31t
Dan Marino	11/1/87	PITTSBURGH	31	25	332	4	2	50t
Dan Marino	11/17/85	at Indianapolis	37	22	330	1	0	42
Dan Marino	9/15/85	INDIANAPOLIS	48	29	329	2	0	26
Dan Marino	10/16/88	SAN DIEGO	45	26	329	1	0	51
Bob Griese	9/14/69	at Cincinnati	39	19	327	1	2	50
Dan Marino	11/18/91	BUFFALO	42	23	326	2	2	41
Dan Marino	9/7/97	TENNESSEE	43	24	324	0	0	50
* Dan Marino	1/12/91	at Buffalo	49	23	323	3	2	64t
Dan Marino	10/12/98	at Jacksonville	49	30	323	2	1	28
Don Strock	12/15/79	N.Y. JETS	41	26	322	1	2	38
Dan Marino	10/9/83	BUFFALO	29	19	322	3	2	63
Dan Marino	9/14/92	at Cleveland	35	25	322	1	0	47
Dan Marino	12/27/99	N.Y. JETS	52	29	322	3	3	32t
Dan Marino	10/14/84	HOUSTON	32	25	321	3	0	32
Dan Marino	10/6/91	at New England	38	25	321	2	0	34
Dan Marino	11/16/92	BUFFALO	33	22	321	2	1	55
Dan Marino	12/13/98	N.Y. JETS	57	30	321	1	1	31
Dan Marino	12/27/98	at Atlanta	36	21	320	1	2	50
Jay Fiedler	12/22/01	at New England	37	21	320	1	0	44
** Dan Marino	1/20/85	vs. San Francisco	50	29	318	1	2	30
Dan Marino	10/21/84	at New England	39	24	316	4	1	28
Dan Marino	12/5/99	INDIANAPOLIS	38	24	313	3	1	33t
Dan Marino	11/20/94	at Pittsburgh	45	31	312	1	1	45
Dan Marino	9/2/84	at Washington	28	21	311	5	0	74
Dan Marino	12/4/94	BUFFALO	42	25	311	3	3	45t
Dan Marino	12/7/97	DETROIT	39	24	310	2	1	27t
Jay Fiedler	9/29/02	at Kansas City	45	29	310	1	4	38
David Woodley	9/27/81	at Baltimore	30	19	309	2	0	48
John Stofa	12/18/66	HOUSTON	38	22	307	4	2	48t
Dan Marino	12/1/91	TAMPA BAY	32	20	307	2	0	51
Bob Griese	10/17/76	KANSAS CITY	35	25	306	1	2	39
Dan Marino	12/4/88	INDIANAPOLIS	32	26	304	3	1	55
Dan Marino	11/30/86	ATLANTA	40	20	303	2	4	54t
Dan Marino	10/25/87	BUFFALO	36	24	303	4	0	25t
Dan Marino	10/20/85	TAMPA BAY	39	27	302	3	1	42
Dan Marino	9/28/86	SAN FRANCISCO	46	27	301	1	4	24
Dan Marino	12/10/89	NEW ENGLAND	32	21	300	0	1	36

### 100-PLUS RECEIVING YARDS

PLAYER	DATE	OPPONENT	NO.	YDS.	TD	LG
Mark Duper	11/10/85	N.Y. JETS	8	217	2	60t



PLAYER	DATE	OPPONENT	NO.	YDS.	TD	LG
Irving Fryar	9/4/94	NEW ENGLAND	5	211	3	54t
Nat Moore	10/4/81	N.Y. JETS	7	210	2	52
Mark Duper	10/9/83	BUFFALO	7	202	2	63
Duriel Harris	10/28/79	GREEN BAY	10	180	1	37t
Mark Duper	9/2/84	at Washington	6	178	2	74t
Mark Clayton	12/2/84	L.A. RAIDERS	9	177	2	64t
Mark Clayton	9/21/86	at N.Y. Jets	8	174	1	42
Mark Duper	9/23/84	INDIANAPOLIS	7	173	2	80t
Mark Duper	12/20/87	WASHINGTON	6	170	3	59t
Tony Martin	10/10/99	at Indianapolis	10	166	1	40
Duriel Harris	10/25/81	at Dallas	6	165	0	45
Jimmy Cefalo	10/25/81	at Dallas	5	164	1	69t
Mark Duper	9/30/84	at St. Louis	8	164	0	51
Bo Roberson	12/4/66	at Denver	6	161	0	71
Irving Fryar	9/25/94	at Minnesota	6	160	0	43
Paul Warfield	11/14/71	PITTSBURGH	3	158	3	86t
Mark Duper	11/4/84	at N.Y. Jets	7	155	0	54
Mark Duper	9/21/86	at N.Y. Jets	7	154	2	46t
* O.J. McDuffie	12/30/95	at Buffalo	11	154	1	31
Mark Clayton	10/23/88	N.Y. JETS	10	153	2	45t
Oronde Gadsden	12/27/98	at Atlanta	9	153	0	50
Mark Clayton	12/17/84	DALLAS	4	150	3	63t
* Mark Duper	1/6/85	PITTSBURGH	5	148	2	41t
Terry Kirby	12/19/93	BUFFALO	9	148	1	30t
Paul Warfield	9/19/71	at Denver	6	146	1	36
Duriel Harris	11/8/81	at New England	8	145	0	55
Mark Duper	12/14/86	at L.A. Rams	5	145	3	69t
Nat Moore	12/17/77	BUFFALO	5	144	1	67
Mark Clayton	9/30/84	at St. Louis	5	143	1	42
Mark Clayton	9/7/86	at San Diego	5	143	2	49t
Otto Stowe	11/27/72	ST. LOUIS	6	140	2	37t
* Paul Warfield	12/25/71	at Kansas City	7	140	0	42
Paul Warfield	11/17/74	BUFFALO	4	139	1	54
Fred Barnett	12/8/96	N.Y. GIANTS	4	139	0	66
Mark Clayton	9/1/91	at Buffalo	6	138	2	43t
Chris Chambers	12/15/02	OAKLAND	7	138	0	40
O.J. McDuffie	10/27/97	CHICAGO	7	137	0	55
Lamar Thomas	12/21/98	DENVER	6	136	3	56t
O.J. McDuffie	9/7/97	TENNESSEE	8	135	0	50
Mark Duper	10/30/83	L.A. RAMS	7	134	1	46t
Mark Duper	12/9/91	CINCINNATI	7	134	1	43t
Paul Warfield	12/10/72	at N.Y. Giants	4	132	1	44
Mark Duper	10/23/88	N.Y. JETS	6	132	0	56
O.J. McDuffie	11/8/98	INDIANAPOLIS	9	132	2	61t
Mark Duper	10/15/89	at Cincinnati	5	129	0	41
Bo Roberson	9/18/66	at Buffalo	5	128	1	54t
Marlin Briscoe	11/12/72	NEW ENGLAND	4	128	2	51t
Mark Clayton	12/3/89	at Kansas City	9	128	1	47
Duriel Harris	10/9/77	at Baltimore	4	127	0	47
Nat Moore	9/30/79	at N.Y. Jets	8	127	1	36
Mark Clayton	12/9/84	at Indianapolis	9	127	1	32
Jack Clancy	12/3/67	at Houston	7	126	1	44t
* Paul Warfield	1/2/72	BALTIMORE	2	125	1	75t
Mark Clayton	11/5/89	INDIANAPOLIS	4	125	1	78t
Mark Duper	10/7/90	N.Y. JETS	5	125	2	69t
Howard Twilley	11/3/68	at San Diego	7	124	1	38
Nat Moore	10/10/76	at Baltimore	3	124	1	67t
Chris Chambers	12/22/01	at New England	7	124	0	44
Mark Duper	9/23/87	at New England	9	123	2	26
Oronde Gadsden	10/10/99	at Indianapolis	4	123	1	62
Paul Warfield	10/10/70	at N.Y. Jets	5	122	1	40
Mark Clayton	11/3/85	at New England	7	122	0	39
Mark Clayton	10/29/89	at Buffalo	7	122	1	44t
Mel Baker	12/15/74	NEW ENGLAND	4	121	2	46t
Nat Moore	9/23/79	CHICAGO	5	121	1	36
Mark Duper	11/20/83	BALTIMORE	5	121	1	85t

PLAYER	DATE	OPPONENT	NO.	YDS.	TD	LG
O.J. McDuffie	10/20/96	at Philadelphia	7	121	2	36
Paul Warfield	10/3/70	OAKLAND	3	120	2	54t
Tony Nathan	9/29/85	at Denver	10	120	0	73
Tony Martin	9/10/00	at Minnesota	6	120	0	44
Duriel Harris	11/18/79	at Cleveland	4	119	0	51
Fred Banks	12/10/89	NEW ENGLAND	6	119	0	36
Oronde Gadsden	10/23/00	at N.Y. Jets	7	119	0	29
Tony Nathan	9/28/80	NEW ORLEANS	7	118	0	22
Mark Duper	10/16/88	SAN DIEGO	7	118	1	51
Fred Banks	12/12/88	CLEVELAND	6	118	0	46
* O.J. McDuffie	1/9/99	at Denver	9	118	0	23
Tony Martin	10/17/99	at New England	7	118	1	69t
Paul Warfield	10/3/71	N.Y. JETS	5	117	0	32
Duriel Harris	9/9/79	SEATTLE	5	117	0	51
* Mark Duper	12/31/83	SEATTLE	9	117	1	32t
Ferrell Edmunds	11/27/88	at N.Y. Jets	2	117	1	80t
Mark Ingram	11/27/94	at N.Y. Jets	9	117	4	28t
Duriel Harris	11/12/76	BALTIMORE	5	116	0	44
Duriel Harris	11/25/79	at Baltimore	7	116	2	31t
Mark Clayton	11/27/88	at N.Y. Jets	7	116	2	31t
Oronde Gadsden	11/25/01	at Buffalo	8	116	0	42
Mark Duper	11/30/86	ATLANTA	4	115	1	54t
Jack Clancy	11/19/67	at Oakland	8	114	0	39
Nat Moore	9/25/77	at San Francisco	3	114	1	73t
Duriel Harris	11/30/81	PHILADELPHIA	9	114	1	39
* Tony Nathan	1/2/82	SAN DIEGO	9	114	1	32
Freddie Solomon	12/5/76	BUFFALO	5	114	1	53t
* Tony Nathan	1/6/85	PITTSBURGH	8	114	0	30
Oronde Gadsden	1/2/00	at Washington	9	114	1	26
Joe Auer	9/17/67	DENVER	2	113	1	68t
Marlin Briscoe	9/15/74	at New England	9	113	1	20
Nat Moore	11/2/75	at Chicago	4	113	1	79t
Mark Duper	9/24/89	N.Y. JETS	6	113	0	26
* Mark Duper	1/12/91	at Buffalo	3	113	1	64t
Irving Fryar	11/20/94	at Pittsburgh	6	113	0	45
Irving Fryar	9/10/95	at New England	3	113	2	67t
Chris Chambers	11/11/01	at Indianapolis	3	113	2	74t
Irving Fryar	11/13/94	CHICAGO	9	112	0	21
James McKnight	11/24/02	SAN DIEGO	3	111	1	77
Frank Jackson	12/18/66	HOUSTON	4	110	1	48t
Mark Clayton	10/7/84	at Pittsburgh	5	110	0	33
Mark Duper	11/2/86	HOUSTON	2	110	1	85t
Jim Jensen	11/6/88	at New England	12	110	0	17
Scott Schwedes	12/18/88	at Pittsburgh	4	110	0	42
Tony Martin	10/4/93	WASHINGTON	4	110	1	80t
Irving Fryar	12/4/94	BUFFALO	5	110	2	45t
Irving Fryar	9/3/95	N.Y. JETS	5	110	2	50t
O.J. McDuffie	11/23/97	at New England	9	110	0	27
Duriel Harris	9/11/83	NEW ENGLAND	4	109	1	64t
Nat Moore	9/29/85	at Denver	5	109	1	69t
Mark Clayton	10/19/86	L.A. RAIDERS	4	109	1	68t
Mark Duper	11/16/86	at Buffalo	7	109	1	27t
* Keith Jackson	1/8/95	at San Diego	8	109	2	31
Tony Martin	12/5/99	INDIANAPOLIS	6	109	1	33t
Paul Warfield	10/31/71	at L.A. Rams	3	108	1	74t
Mark Clayton	12/12/88	CLEVELAND	8	108	2	21
O.J. McDuffie	11/6/94	INDIANAPOLIS	7	108	1	28t
Mark Duper	12/2/85	CHICAGO	5	107	0	52
Scott Schwedes	11/12/89	at N.Y. Jets	3	107	1	65t
Terry Kirby	12/13/93	PITTSBURGH	7	107	0	47
Larry Seiple	11/16/69	at Buffalo	8	106	0	25
Nat Moore	10/17/76	KANSAS CITY	5	106	0	39
* Duriel Harris	1/2/82	SAN DIEGO	6	106	0	34
Mark Clayton	10/28/84	BUFFALO	3	106	2	65t
Mark Clayton	9/15/85	INDIANAPOLIS	8	106	1	26
Tony Martin	12/1/91	TAMPA BAY	5	106	1	51

PLAYER	DATE	OPPONENT	NO.	YDS.	TD	LG
Mark Duper	12/15/91	at San Diego	8	106	0	39
O.J. McDuffie	11/10/96	INDIANAPOLIS	6	106	1	36
Charles Jordan	11/30/97	at Oakland	5	106	2	44t
Nat Moore	11/4/84	at N.Y. Jets	5	105	1	37t
Andre Brown	10/29/89	at Buffalo	5	105	1	44t
O.J. McDuffie	12/13/98	N.Y. JETS	11	105	1	20
Joe Auer	11/27/66	NEW ENGLAND	5	104	1	22
Karl Noonan	9/14/68	HOUSTON	7	104	1	44
Paul Warfield	9/15/74	at New England	5	104	0	39
Howard Twilley	10/17/76	KANSAS CITY	8	104	0	20
Mark Clayton	12/13/87	at Philadelphia	7	104	2	21
Tony Martin	10/13/91	at Kansas City	4	104	0	54
Paul Warfield	12/15/73	DETROIT	6	103	4	29
Irving Fryar	9/26/93	at Buffalo	7	103	1	36t
Mark Ingram	10/31/93	KANSAS CITY	4	103	1	77t
Irving Fryar	11/7/93	at N. Y. Jets	6	103	1	65t
Irving Fryar	11/27/94	at N.Y. Jets	5	103	0	25
Oronde Gadsden	12/5/99	INDIANAPOLIS	6	103	1	24t
Jack Clancy	10/8/67	KANSAS CITY	6	102	0	28
Larry Seiple	11/2/69	at N.Y. Jets	7	102	2	29t
Nat Moore	11/9/75	N.Y. JETS	4	102	0	63
Nat Moore	12/15/79	N.Y. JETS	5	102	0	34
Tony Nathan	11/20/80	SAN DIEGO	7	102	1	20
Mark Duper	9/28/86	SAN FRANCISCO	7	102	0	24
Mark Duper	10/5/86	at New England	4	102	0	45
Mark Clayton	12/10/89	NEW ENGLAND	6	102	0	34
Mark Clayton	12/24/89	KANSAS CITY	6	102	1	35
O.J. McDuffie	11/29/98	NEW ORLEANS	9	102	3	22t
Tony Martin	12/27/99	N.Y. JETS	6	102	1	32t
Oronde Gadsden	11/4/01	CAROLINA	5	102	0	61
Chris Chambers	9/29/02	at Kansas City	6	102	0	38
Jim Mandich	9/29/74	at San Diego	4	101	0	44
* Tony Nathan	1/4/86	CLEVELAND	10	101	0	39
Tony Nathan	9/28/86	SAN FRANCISCO	10	101	0	18
Mark Duper	10/19/86	L.A. RAIDERS	4	101	0	44
Tony Martin	9/13/99	at Denver	4	101	0	40
Chris Chambers	11/25/01	at Buffalo	5	101	2	32t
Mark Duper	11/1/87	PITTSBURGH	5	100	1	50t
Mark Clayton	9/29/91	at N.Y. Jets	7	100	1	25
Mark Duper	11/16/92	BUFFALO	5	100	0	55
Keith Jackson	9/18/94	N.Y. JETS	6	100	0	35
Charles Jordan	9/14/97	at Green Bay	4	100	1	44

### 100-PLUS RUSHING YARDS

PLAYER	DATE	OPPONENT	ATT.	YDS.	TD	LG
Ricky Williams	12/1/02	at Buffalo	27	228	2	55t
Ricky Williams	12/9/02	CHICAGO	31	216	2	63t
* Lamar Smith	12/30/00	INDIANAPOLIS	40	209	2	24
+ Mercury Morris	9/30/73	NEW ENGLAND	15	197	3	70t
Ricky Williams	12/29/02	at New England	31	185	2	30
Gary Davis	12/17/77	BUFFALO	26	172	1	60t
Troy Stradford	11/22/87	at Dallas	17	169	1	51
Sammie Smith	9/9/90	at New England	23	159	1	27
Lamar Smith	1/6/02	BUFFALO	30	158	1	25
Lamar Smith	10/23/00	at N.Y. Jets	23	155	2	68t
Karim Abdul-Jabbar	12/22/96	at N.Y. Jets	30	152	1	17t
Abner Haynes	9/17/67	DENVER	12	151	2	65t
Delvin Williams	11/9/80	at Los Angeles	12	151	0	65
Ricky Williams	9/22/02	N.Y. JETS	24	151	1	53t
Bernie Parmalee	10/16/94	L.A. RAIDERS	30	150	0	26
Lorenzo Hampton	11/24/86	N.Y. JETS	19	148	2	54t
Mark Higgs	9/1/91	at Buffalo	30	146	1	20
** Larry Csonka	1/13/74	vs. Minnesota	33	145	2	14t
Lamar Smith	9/3/00	SEATTLE	27	145	1	36
Mercury Morris	11/11/73	BALTIMORE	12	144	2	53t



PLAYER	DATE	OPPONENT	ATT.	YDS.	TD	LG
Delvin Williams	11/12/78	at Buffalo	26	144	2	26t
Lamar Smith	10/7/01	NEW ENGLAND	29	144	1	17
Ricky Williams	11/24/02	SAN DIEGO	29	143	2	19
Leroy Harris	12/5/77	BALTIMORE	17	140	1	77t
Benny Malone	10/9/77	at Baltimore	12	139	2	62t
Larry Csonka	10/24/71	at N.Y. Jets	20	137	2	21t
Delvin Williams	9/17/78	BUFFALO	24	135	1	18t
Ricky Williams	9/15/02	at Indianapolis	24	132	0	19
Mark Higgs	12/1/91	TAMPA BAY	25	131	1	19t
Andra Franklin	12/5/82	MINNESOTA	28	129	1	12t
Bernie Parmalee	12/12/94	KANSAS CITY	19	127	1	47t
Karim Abdul-Jabbar	11/15/98	at Carolina	25	127	1	30
Mercury Morris	10/5/75	at Green Bay	31	125	0	11
Lamar Smith	11/5/00	at Detroit	24	125	2	46t
Mercury Morris	10/26/75	at Buffalo	20	124	0	35
Karim Abdul-Jabbar	9/15/96	N.Y. JETS	23	124	2	29
Larry Csonka	12/2/74	CINCINNATI	24	123	0	24
Sammie Smith	11/5/89	INDIANAPOLIS	25	123	0	25
Bernie Parmalee	10/30/94	at New England	25	123	0	17
Larry Csonka	11/9/69	at Boston	16	121	1	54t
Jim Kiick	10/24/71	at N.Y. Jets	17	121	0	24
Don Nottingham	9/28/75	at New England	16	120	1	40t
Troy Stradford	12/7/87	N.Y. JETS	30	120	3	21
Bernie Parmalee	10/22/95	at N.Y. Jets	24	120	0	25
Benny Malone	10/31/76	NEW ENGLAND	21	119	0	17
Delvin Williams	9/3/78	at N.Y. Jets	11	119	1	58t
Tony Nathan	12/6/81	NEW ENGLAND	17	119	0	24
Larry Csonka	9/17/72	at Kansas City	21	118	1	17t
Benny Malone	10/24/76	at Tampa Bay	22	118	1	28
* Larry Csonka	12/30/73	OAKLAND	29	117	3	15
Mercury Morris	11/7/71	BUFFALO	13	116	1	45
Delvin Williams	10/22/78	at New England	19	116	1	24
Larry Csonka	12/6/70	NEW ENGLAND	21	115	1	30
Karim Abdul-Jabbar	9/1/96	NEW ENGLAND	26	115	1	14
Larry Csonka	11/27/72	ST. LOUIS	16	114	0	20
Larry Csonka	10/15/73	at Cleveland	21	114	2	13
* Larry Csonka	12/21/74	at Oakland	24	114	0	26
Mercury Morris	10/19/75	at N.Y. Jets	16	114	1	49
Mark Higgs	10/24/93	INDIANAPOLIS	17	114	0	31
Mercury Morris	12/3/72	at New England	15	113	0	20
** Larry Csonka	1/14/73	vs. Washington	15	112	0	22
* Andra Franklin	1/8/83	NEW ENGLAND	26	112	1	13
Jim Kiick	11/10/68	at Buffalo	23	111	1	25t
Benny Malone	10/3/76	L.A. RAMS	19	111	1	20
Mark Higgs	9/8/91	INDIANAPOLIS	27	111	0	24
Mark Higgs	9/20/92	L.A. RAMS	23	111	0	12
Ricky Williams	9/8/02	DETROIT	20	111	2	37
Troy Stradford	11/1/87	PITTSBURGH	19	110	1	13
Lorenzo Hampton	12/22/86	NEW ENGLAND	13	109	0	20
Larry Csonka	11/30/70	at Atlanta	19	108	1	18
Jim Kiick	9/26/71	at Buffalo	20	108	0	16
Benny Malone	11/3/74	ATLANTA	24	108	1	13
Leroy Harris	11/20/77	at Cincinnati	20	108	0	16
Sammie Smith	12/30/90	INDIANAPOLIS	29	108	1	13
Mark Higgs	11/21/93	NEW ENGLAND	19	108	0	29
Karim Abdul-Jabbar	10/19/97	at Baltimore	22	108	3	15
Karim Abdul-Jabbar	9/6/98	at Indianapolis	23	108	1	16
Karim Abdul-Jabbar	9/20/98	PITTSBURGH	33	108	1	18
Larry Csonka	10/22/72	BUFFALO	18	107	1	21
Mercury Morris	11/19/72	N.Y. JETS	23	107	2	20t
Larry Csonka	11/4/73	at N.Y. Jets	19	107	0	16
Norm Bulaich	9/13/76	at Buffalo	19	107	0	26
Delvin Williams	10/9/78	CINCINNATI	24	107	0	19
Andra Franklin	12/12/82	at New England	23	107	0	15
Mark Higgs	11/8/92	at Indianapolis	20	107	1	22

PLAYER	DATE	OPPONENT	ATT.	YDS.	TD	LG
Lamar Smith	12/10/01	INDIANAPOLIS	28	107	0	17
Jim Kiick	11/2/69	at N.Y. Jets	15	106	0	27
Mercury Morris	11/5/72	at Buffalo	11	106	2	33
* Mercury Morris	12/23/73	CINCINNATI	20	106	1	25
Larry Csonka	9/29/74	at San Diego	21	106	2	14
J.J. Johnson	11/21/99	NEW ENGLAND	31	106	1	14
Benny Malone	10/16/77	N.Y. JETS	22	105	1	15t
Joe Carter	10/14/84	HOUSTON	13	105	1	25
Ricky Williams	10/6/02	NEW ENGLAND	36	105	0	12
Jim Kiick	10/6/68	at Houston	26	104	0	12
Larry Csonka	11/29/71	CHICAGO	16	104	1	19
Larry Csonka	9/16/73	SAN FRANCISCO	22	104	0	25
Benny Malone	10/27/74	BALTIMORE	19	104	1	23t
Benny Malone	12/8/74	at Baltimore	17	104	0	17
Gary Davis	11/24/77	at St. Louis	20	104	0	16
Karim Abdul-Jabbar	11/3/96	at New England	29	104	2	15
Larry Csonka	9/26/71	at Buffalo	20	103	1	17
Andra Franklin	9/12/82	at N.Y. Jets	28	103	2	18
Bernie Parmalee	11/5/95	at San Diego	19	103	0	40
Karim Abdul-Jabbar	11/9/97	N.Y. JETS	25	103	2	13
Larry Csonka	10/8/72	at N.Y. Jets	18	102	0	15
Don Nottingham	10/27/74	BALTIMORE	19	102	1	24
Don Nottingham	10/5/75	at Green Bay	21	102	3	14
Bernie Parmalee	11/26/95	at Indianapolis	20	102	0	15
Ricky Williams	11/17/02	BALTIMORE	26	102	2	18
Andra Franklin	11/1/81	BALTIMORE	23	101	0	15
Ricky Williams	12/15/02	OAKLAND	27	101	0	16
Mercury Morris	10/28/73	at New England	14	100	1	11
Terry Kirby	9/18/94	N.Y. JETS	15	100	1	30
Lamar Smith	12/3/00	at Buffalo	28	100	0	22

\* Playoff game

\*\* Super Bowl

+ Single-game record by two rushers, 277 yards; includes Larry Csonka 18 for 80.

## OPPONENTS INDIVIDUAL RECORDS

The following individual records relate solely to service against the Miami Dolphins. They include National Football League regular-season statistics only – with the exception of those single-game records marked by “\*” or “\*\*”.

\* Playoff game

\*\* Super Bowl

### RUSHING

#### MOST RUSHING YARDS

##### Career

- 1,620 Thurman Thomas, Buffalo (20 games), 364 attempts
- 1,507 Freeman McNeil, N.Y. Jets (21 games), 281 attempts
- 1,177 O.J. Simpson, Buffalo (17 games), 240 attempts
- 1,083 Curtis Martin, N.E., N.Y. Jets (15 games), 301 attempts
- 1,065 Eric Dickerson, L.A. Rams, Ind., L.A. Raiders (11 games), 231 attempts

##### Game

- 203 O.J. Simpson, Buffalo (12/5/76 at Miami), 24 attempts

- 203 Rueben Mayes, New Orleans (12/7/86 at New Orleans), 28 attempts

- 199 Earl Campbell, Houston (11/20/78 at Houston), 28 attempts

- \*199 Terrell Davis, Denver (1/9/99 at Denver), 21 attempts

- 173 Freeman McNeil, N.Y. Jets (11/14/85 at New York), 28 attempts

- 173 Ricky Watters, Philadelphia (10/20/96 at Philadelphia), 25 attempts

#### MOST RUSHING ATTEMPTS

##### Career

- 364 Thurman Thomas, Buffalo (20 games)
- 301 Curtis Martin, N.E., N.Y. Jets (15 games)
- 281 Freeman McNeil, N.Y. Jets (21 games)
- 240 O.J. Simpson, Buffalo (17 games)
- 235 Lydell Mitchell, S.D., Balt. (eight games)

##### Game

- \*\*38 John Riggins, Washington (1/30/83 at Pasadena), 166 yards
- 36 James Jones, Detroit (10/27/85 at Detroit), 114 yards
- 36 Curtis Martin, N.Y. Jets (10/4/98 at New York), 108 yards

- 35 Lydell Mitchell, Baltimore (12/9/73 at Baltimore), 104 yards
- 35 Thurman Thomas, Buffalo (12/17/95 at Buffalo), 148 yards
- 35 Travis Henry, Buffalo (12/1/02 at Buffalo), 151 yards

## **MOST RUSHING TOUCHDOWNS**

### **Career**

- 10 Curtis Martin, N.E., N.Y. Jets (15 games)
- 8 Jim Nance, Boston, N.Y. Jets (10 games)
- 8 Thurman Thomas, Buffalo (20 games)
- 7 Marcus Allen, Oak./L.A. Raiders, K.C. (eight games)
- 6 Eric Dickerson, L.A. Rams, Ind., L.A. Raiders (11 games)
- 6 Lydell Mitchell, S.D., Balt. (12 games)
- 6 Kenneth Davis, G.B., Buff. (13 games)

### **Game**

- 4 Earl Campbell, Houston (11/20/78 at Houston)
- 3 Paul Robinson, Cincinnati (11/17/68 at Cincinnati)
- 3 Don McCauley, Baltimore (11/23/75 at Miami)
- 3 Marcus Allen, L.A. Raiders (12/2/84 at Miami)
- 3 Merrill Hoge, Pittsburgh (11/26/89 at Miami)
- 3 Earnest Byner, Washington (12/2/90 at Washington)
- 3 Rod Bernstine, San Diego (12/15/91 at San Diego)
- 3 Kenneth Davis, Buffalo (12/19/93 at Miami)
- 3 Natrone Means, San Diego (12/27/93 at San Diego)
- 3 Curtis Martin, New England (11/3/96 at New England)

## **HIGHEST RUSHING AVERAGE**

### **Career (minimum 125 attempts)**

- 5.4 Freeman McNeil, N.Y. Jets (21 games), 281/1,507 yards
- 5.2 Jim Nance, Bost., N.Y. Jets (10 games), 167/867 yards
- 5.0 O.J. Simpson, Buffalo (17 games), 240/1,177 yards

### **Game (minimum 10 attempts)**

- 10.4 Curtis Brown, Buffalo (11/12/78 at Buffalo), 11/114 yards
- 10.2 Johnny Hector, N.Y. Jets (12/22/91 at Miami), 13/132 yards
- \*10.1 Earnest Byner, Cleveland (1/4/86 at Miami), 16/161 yards
- 9.8 Robert Holmes, Kansas City (9/28/68 at Miami), 13/128 yards

## **MOST 100-YARD RUSHING GAMES**

- 7 Eric Dickerson, L.A. Rams, Ind., L.A. Raiders (11 games)
- 6 Thurman Thomas, Buffalo (20 games)
- 5 Freeman McNeil, N.Y. Jets (21 games)
- 5 Jim Nance, Bost., N.Y. Jets (10 games)

## **LONGEST RUNS FROM SCRIMMAGE**

- \*90t Fred Taylor, Jacksonville (1/15/00 at Jacksonville)

- 81t Earl Campbell, Houston (11/20/78 at Houston)
- 80t Carl Garrett, Boston (11/9/69 at Boston)
- 77t Fred Taylor, Jacksonville (10/12/98 at Jacksonville)
- 76t Robert Holmes, Kansas City (9/28/68 at Miami)
- 75t O.J. Simpson, Buffalo (12/5/76 at Miami)
- \*66t Earnest Byner, Cleveland (1/4/86 at Miami)
- 65t Natrone Means, San Diego (12/27/93 at San Diego)
- 64t Hoyle Granger, Houston (12/23/67 at Miami)
- 64t Lydell Mitchell, Baltimore (10/9/77 at Baltimore)
- 63t Rod Bernstine, San Diego (12/15/91 at San Diego)
- \*62 Terrell Davis, Denver (1/9/99 at Denver)
- 59t Henry Marshall, Kansas City (10/17/76 at Miami)
- 58 Freeman McNeil, N.Y. Jets (9/29/91 at New York)
- 56t Don Woods, San Diego (9/29/74 at San Diego)
- 55t Mosi Tatupu, New England (11/13/83 at New England)

---

## **PASSING**

---

## **MOST YARDS PASSING**

### **Career**

- 4,902 Joe Ferguson, Buff., T.B., Ind. (25 games)
- 4,697 Drew Bledsoe, N.E., Buff. (18 games)
- 4,560 Jim Kelly, Buffalo (20 games)
- 3,837 Ken O'Brien, N.Y. Jets, Phil. (16 games)
- 3,709 Steve Grogan, New England (22 games)

### **Game**

- 479 Ken O'Brien, N.Y. Jets (9/21/86 at New York), 29 of 43
- 436 James Harris, L.A. Rams (10/3/76 at Miami), 17 of 29
- \*433 Dan Fouts, San Diego (1/2/82 at Miami), 33 of 53
- 423 Drew Bledsoe, New England (11/23/98 at New England), 28 of 54
- 421 Drew Bledsoe, New England (9/4/94 at Miami), 32 of 51

## **MOST PASS ATTEMPTS**

### **Career**

- 723 Joe Ferguson, Buff., T.B., Ind. (25 games)
- 658 Drew Bledsoe, N.E., Buff. (18 games)
- 621 Jim Kelly, Buffalo (20 games)
- 535 Steve Grogan, New England (22 games)
- 489 Ken O'Brien, N.Y. Jets, Phil. (16 games)

### **Game**

- 59 Vinny Testaverde, N.Y. Jets (10/23/00 at New York), 36 completions
- 56 Dan Fouts, San Diego (11/18/84 at San Diego), 37 completions
- 55 Joe Ferguson, Buffalo (10/9/83 at Miami), 38 completions
- 55 Steve Bono, Kansas City (12/12/94 at Miami), 33 completions



- 54 Drew Bledsoe, New England (11/23/98 at New England), 28 completions

## **MOST PASS COMPLETIONS**

### **Career**

- 418 Joe Ferguson, Buff., T.B., Ind. (25 games)  
388 Jim Kelly, Buffalo (20 games)  
356 Drew Bledsoe, N.E., Buff. (18 games)  
303 Ken O'Brien, N.Y. Jets, Phil. (16 games)  
280 Steve Grogan, New England (22 games)

### **Game**

- 38 Joe Ferguson, Buffalo (10/9/83 at Miami), 55 attempts  
37 Dan Fouts, San Diego (11/18/84 at San Diego), 56 attempts  
36 Vinny Testaverde, N.Y. Jets (10/23/00 at New York), 59 attempts  
\*33 Dan Fouts, San Diego (1/2/82 at Miami), 53 attempts  
33 Steve Bono, Kansas City (12/12/94 at Miami), 55 attempts  
33 Troy Aikman, Dallas (10/27/96 at Miami), 41 attempts

## **MOST CONSECUTIVE PASS COMPLETIONS**

- 15 Steve DeBerg, San Francisco (11/16/80 at Miami)

## **MOST TOUCHDOWN PASSES**

### **Career**

- 26 Joe Ferguson, Buff., T.B., Ind. (25 games)  
25 Ken O'Brien, N.Y. Jets, Phil. (16 games)  
25 Drew Bledsoe, N.E., Buff. (18 games)  
24 Jim Kelly, Buffalo (20 games)  
21 Steve Grogan, New England (22 games)

### **Game**

- 5 Len Dawson, Kansas City (10/8/67 at Kansas City)  
5 Babe Parilli, Boston (10/15/67 at Boston)  
5 Joe Ferguson, Buffalo (10/9/83 at Miami)  
5 Vinny Testaverde, N.Y. Jets (10/23/00 at New York)  
5 Trent Green, Kansas City (9/29/02 at Kansas City)  
4 18 times (last – Kurt Warner at St. Louis, 9/30/01)

## **MOST PASSES HAD INTERCEPTED**

### **Career**

- 33 Joe Ferguson, Buff., T.B., Ind. (25 games)  
25 Richard Todd, N.Y. Jets (14 games)  
25 Joe Namath, N.Y. Jets (16 games)  
25 Steve Grogan, New England (22 games)  
25 Drew Bledsoe, N.E., Buff. (18 games)

### **Game**

- 6 Joe Namath, N.Y. Jets (10/19/75 at New York), 24 attempts  
6 Donald Hollas, Oakland (12/6/98 at Oakland), 31 attempts  
\*5 Mike Phipps, Cleveland (12/24/72 at Miami), 23 attempts  
5 Bill Troup, Baltimore (9/10/78 at Baltimore), 33 attempts  
5 Ken Stabler, Oakland (12/10/78 at Miami), 36 attempts  
\*5 Dan Fouts, San Diego (1/6/83 at Miami), 34 attempts

- \*5 Richard Todd, N.Y. Jets (1/23/83 at Miami), 37 attempts  
5 Richard Todd, N.Y. Jets (10/16/83 at New York), 26 attempts  
5 Drew Bledsoe, New England (11/21/99 at Miami), 34 attempts

## **HIGHEST COMPLETION PERCENTAGE**

### **Career (minimum 100 completions)**

- 69.9 Troy Aikman, Dallas (four games), 102 of 146 attempts  
68.9 Warren Moon, Hou., Minn. (six games), 102 of 148 attempts  
65.3 Bernie Kosar, Cleveland (seven games), 130 of 199 attempts  
62.4 Jim Kelly, Buffalo (20 games), 388 of 621 attempts  
62.4 Dan Fouts, San Diego (six games), 136 of 218 attempts

### **Game (minimum 12 completions)**

- 86.7 Joe Namath, N.Y. Jets (10/22/67 at Miami), 13 of 15  
82.6 Warren Moon, Houston (10/1/89 at Houston), 19 of 23  
80.5 Troy Aikman, Dallas (10/27/96 at Miami), 33 of 41  
80.0 Babe Parilli, Boston (10/15/67 at Boston), 16 of 20  
80.0 Chris Chandler, Indianapolis (12/4/88 at Miami), 12 of 15

## **MOST 300-YARD PASSING GAMES**

### **Career**

- 6 Drew Bledsoe, N.E., Buff. (18 games)  
3 Ken O'Brien, N.Y. Jets, Phil. (16 games)  
3 Joe Ferguson, Buff., T.B., Ind. (25 games)  
3 Jim Kelly, Buffalo (20 games)

## **LONGEST PASS PLAYS**

- 93t Mike Livingston to Otis Taylor, 79 yards; lateral to Robert Holmes, 14 yards (10/19/69 at Kansas City)  
92t Joe Ferguson to Frank Lewis (9/17/78 vs. Buffalo)  
89t Len Dawson to Otis Taylor (11/13/66 at Kansas City)  
89t Joe Namath to Richard Caster (10/7/74 at N.Y. Jets)  
84t Drew Bledsoe to Ben Coates (11/3/96 at New England)  
83t Jim Kelly to Andre Reed (12/4/94 vs. Buffalo)  
\*82t Daryle Lamonica to Rod Sherman (12/27/70 at Oakland)  
82t Dan Pastorini to Charlie Joiner (9/24/72 vs. Houston)  
80t Sam Wyche to Bob Trumpy (11/17/68 vs. Cincinnati)  
80t Ken Anderson to Isaac Curtis (11/28/83 vs. Cincinnati)  
80t Warren Moon to Butch Woolfolk (9/8/85 at Houston)  
80t Mike Pagel to Wayne Capers (11/17/85 at Indianapolis)  
80t John Friesz to Brian Blades (10/6/96 vs. Seattle)

80t Alex Van Pelt to Eric Moulds (11/25/01 at Buffalo)

---

## RECEIVING

---

### MOST RECEPTIONS

#### Career

- 122 Andre Reed, Buffalo (28 games)
- 78 Al Toon, N.Y. Jets (14 games)
- 73 Marvin Harrison, Indianapolis (13 games)
- 71 Stanley Morgan, N.E., Ind. (23 games)
- 70 Wesley Walker, N.Y. Jets (18 games)

#### Game

- 15 Isaac Bruce, St. Louis (12/24/95 at St. Louis), 210 yards
- 14 Al Toon, N.Y. Jets (11/27/88 at New York), 181 yards
- \*13 Kellen Winslow, San Diego (1/2/82 at Miami), 166 yards
- 12 Eric Sievers, San Diego (11/18/84 at Miami), 119 yards
- 12 Michael Irvin, Dallas (10/27/96 at Miami), 186 yards
- 12 Richie Anderson, N.Y. Jets (10/23/00 at New York), 109 yards

### MOST RECEIVING YARDS

#### Career

- 1,731 Andre Reed, Buffalo (28 games), 122 receptions
- 1,423 Stanley Morgan, N.E., Ind. (23 games), 71 receptions
- 1,342 Wesley Walker, N.Y. Jets (18 games), 70 receptions
- 1,094 Al Toon, N.Y. Jets (14 games), 78 receptions
- 999 Marvin Harrison, Indianapolis (13 games), 73 receptions

#### Game

- \*240 Eric Moulds, Buffalo (1/2/99 at Miami), 9 receptions
- 220 Ron Jessie, Los Angeles (10/3/76 at Miami), 7 receptions
- 210 Isaac Bruce, St. Louis (12/24/95 at St. Louis), 15 receptions
- 196 Eric Moulds, Buffalo (11/25/01 at Buffalo), 6 receptions
- 194 Wesley Walker, N.Y. Jets (9/21/86 at New York), 6 receptions

### MOST RECEIVING TOUCHDOWNS

#### Career

- 17 Wesley Walker, N.Y. Jets (18 games), 70 receptions
- 13 Irving Fryar, N.E., Phil., Wash. (20 games), 61 receptions
- 10 Andre Reed, Buffalo (28 games), 122 receptions
- 9 Ben Coates, N.E., Balt (15 games), 61 receptions
- 9 Eric Moulds, Buffalo (14 games), 47 receptions
- 8 Marvin Harrison, Indianapolis (13 games), 73 receptions
- 7 Wayne Chrebet, N.Y. Jets (16 games), 57 receptions

### Game

- 4 Jimmie Giles, Tampa Bay (10/20/85 at Miami)
- 4 Wesley Walker, N.Y. Jets (9/21/86 at New York)
- 4 Irving Fryar, Philadelphia (10/20/96 at Philadelphia)
- 3 Jim Whalen, Boston (10/15/67 at Boston)
- 3 Billy Cannon, Oakland (11/19/67 at Oakland)
- 3 Don Maynard, N.Y. Jets (12/1/68 at New York)
- 3 Morris Owens, Tampa Bay (10/24/76 at Tampa)
- 3 Sammy White, Minnesota (12/11/76 at Miami)
- 3 Cris Carter, Minnesota (9/25/94 at Minnesota)
- 3 Carl Pickens, Cincinnati (10/1/95 at Cincinnati)
- 3 Ken Dilger, Indianapolis (12/14/97 at Indianapolis)
- 3 Ed McCaffrey, Denver (9/13/99 at Denver)
- 3 Marvin Harrison, Indianapolis (11/11/01 at Indianapolis)
- 3 Tony Gonzalez, Kansas City (9/29/02 at Kansas City)

### HIGHEST RECEIVING AVERAGE

#### Career (minimum 40 receptions)

- 20.0 Stanley Morgan, N.E., Ind. (23 games), 71/1,423 yards
- 19.2 Wesley Walker, N.Y. Jets (18 games), 70/1,342 yards
- 18.6 Eric Moulds, Buffalo (14 games), 47/875
- 17.3 Shawn Jefferson, S.D., N.E. (12 games), 42/727 yards
- 16.6 Rob Moore, N.Y. Jets, Ariz. (12 games), 48/799

#### Game (minimum three receptions)

- 43.3 Theo Bell, Pittsburgh (11/30/80 at Pittsburgh), 4/173 yards
- 40.0 Butch Woolfolk, Houston (9/8/85 at Houston), 3/120 yards
- 39.0 Richard Caster, N.Y. Jets (10/7/74 at Miami), 3/117 yards
- 38.0 Stanley Morgan, New England (10/21/84 at New England), 3/114 yards

### MOST 100-YARD RECEIVING GAMES

- 5 Al Toon, N.Y. Jets (14 games)
- 5 Andre Reed, Buffalo (28 games)
- 5 Stanley Morgan, N.E., Ind. (23 games)
- 4 Wesley Walker, N.Y. Jets (18 games)
- 4 Marvin Harrison, Indianapolis (13 games)
- 3 Otis Taylor, Kansas City (six games)
- 3 Tim Brown, Oakland (10 games)
- 3 Wayne Chrebet, N.Y. Jets (16 games)

---

## FIELD GOALS

---

### MOST FIELD GOALS

#### Game

- 5 Roy Gerela, Houston (9/28/69 at Houston), 5 attempts
- 5 Dean Biasucci, Indianapolis (9/25/88 at Indianapolis), 6 attempts

- \*5 Steve Christie, Buffalo (1/17/93 at Miami), 6 attempts
- 5 Jason Elam, Denver (10/13/02 at Denver), 5 attempts
- 4 George Blanda, Oakland (9/23/73 at Oakland), 4 attempts
- 4 Rick Danmeier, Minnesota (9/16/79 at Minnesota), 4 attempts
- 4 Matt Bahr, Cleveland (11/10/86 at Cleveland), 5 attempts
- 4 Dean Biasucci, Indianapolis (11/15/87 at Miami), 4 attempts
- 4 Gary Anderson, Pittsburgh (12/18/88 at Pittsburgh), 4 attempts
- 4 Steve Christie, Buffalo (11/16/92 at Miami), 5 attempts
- 4 Jeff Jaeger, Chicago (10/27/97 at Miami), 4 attempts (OT)
- 4 Adam Vinatieri, New England (11/23/98 at New England), 4 attempts
- 4 Adam Vinatieri, New England (12/29/02 at New England), 4 attempts (OT)

#### LONGEST FIELD GOALS

- 59 Steve Christie, Buffalo (9/26/93 at Buffalo)
- 55 Dean Biasucci, Indianapolis (12/30/90 at Miami)
- 55 Matt Bahr, New England (11/12/95 at Miami)
- 55 Jason Elam, Denver (10/13/02 at Denver)
- 54 Steve Christie, Buffalo (11/16/92 at Miami)
- 53 Roger Ruzek, Philadelphia (12/9/90 at Miami)
- 53 David Akers, Philadelphia (10/24/99 at Miami)
- 53 Mike Vanderjagt, Indianapolis (12/5/99 at Miami)
- 53 Gary Anderson, Minnesota (12/21/02 at Minnesota)
- 52 Jan Stenerud, Kansas City (9/28/68 at Miami)
- 52 Raul Allegre, Indianapolis (12/9/84 at Indianapolis)
- 52 Norm Johnson, Atlanta (10/11/92 at Miami)
- 52 Jason Elam, Denver (12/21/98 at Miami)
- 52 Steve Christie, Buffalo (10/4/99 at Miami)
- 52 Jason Elam, Denver (10/13/02 at Denver)
- 52 Paul Edinger, Chicago (12/9/02 at Miami)
- 51 Charlie Gogolak, New England (10/17/71 at Miami)
- 51 Bruce Alford, Buffalo (10/12/68 at Miami)
- 51 Dean Biasucci, Indianapolis (9/25/88 at Indianapolis)
- 51 Mike Vanderjagt, Indianapolis (9/6/98 at Indianapolis)
- 51 Ryan Longwell, Green Bay (10/29/00 at Miami)
- 51 Joe Nedney, Tennessee (9/9/01 at Tennessee)
- 50 John Leypoldt, Buffalo (10/21/73 at Miami)
- 50 Eddie Murray, Detroit (10/27/85 at Detroit)
- 50 Dean Biasucci, Indianapolis (9/20/87 at Indianapolis)
- 50 Dean Biasucci, Indianapolis (9/25/88 at Indianapolis)
- 50 Matt Bahr, Cleveland (10/18/89 at Miami)

- 50 Jim Breech, Cincinnati (12/9/91 at Miami)
- 50 Cary Blanchard, Indianapolis (12/14/97 at Indianapolis)
- \*50 Todd Peterson, Seattle (1/9/00 at Seattle)
- \*50 Mike Vanderjagt, Indianapolis (12/30/00 at Miami)
- 50 Morten Andersen, Kansas City (9/29/02 at Kansas City)

---

## INTERCEPTIONS

---

### MOST INTERCEPTIONS

#### Career

- 7 Johnny Robinson, Kansas City (six games)
- 6 Raymond Clayborn, N.E., Clev. (16 games)
- 6 Willie Brown, Oakland (10 games)
- 6 Ronnie Lippett, New England (16 games)
- 6 Mike Prior, Ind., G.B. (12 games)
- 6 Victor Green, N.Y. Jets, N.E. (19 games)

#### Game

- 3 Clarence Duren, San Diego (10/30/77 at Miami), 45 yards
- 3 Jeff Nixon, Buffalo (9/7/80 at Buffalo), 51 yards
- 3 Erik McMillan, N.Y. Jets (10/23/88 at Miami), 57 yards
- 3 Marcus Coleman, N.Y. Jets (10/23/00 at N.Y. Jets), 7 yards
- 3 Greg Wesley, Kansas City (9/29/02 at Kansas City), 71 yards
- 3 Nate Clements, Buffalo (10/20/02 at Miami), 39 yards

### MOST INTERCEPTION RETURN YARDS

#### Game

- 151 Mike Haynes, L.A. Raiders (12/2/84 at Miami), 2 interceptions

### LONGEST INTERCEPTION RETURNS

- 102t Eddie Anderson, L.A. Raiders (12/14/92 at Miami), Dan Marino
- 100t Aaron Glenn, N.Y. Jets (9/15/96 at Miami), Dan Marino
- 100t Jimmy Hitchcock, New England (11/23/97 at New England), Dan Marino
- 98t Marcus Coleman, N.Y. Jets (12/27/99 at Miami), Dan Marino
- 97t Mike Haynes, L.A. Raiders (12/2/84 at Miami), Dan Marino
- 97t Najee Mustafa, Cleveland (10/10/93 at Cleveland), Scott Mitchell
- 90t Steve Emtman, Indianapolis (10/25/92 at Miami), Dan Marino
- \*90t Tory James, Oakland (1/6/01 at Oakland), Jay Fiedler
- 89t Darren Sharper, Green Bay (11/4/02 at Green Bay), Ray Lucas
- 87 Victor Green, N.Y. Jets (12/13/98 at Miami), Dan Marino
- 83t Erik McMillan, N.Y. Jets (9/29/91 at New York), Dan Marino
- 79t Rob Kelly, New Orleans (11/29/98 at Miami), Dan Marino



- 78t Dwayne Woodruff, Pittsburgh (12/18/88 at Pittsburgh), Dan Marino
- 76t Dave Grayson, Oakland (9/20/69 at Oakland), Bob Griese
- 73 Ronnie Lippett, New England (9/9/90 at New England), Dan Marino
- 71t Darrol Ray, N.Y. Jets (12/20/80 at Miami), David Woodley
- 70t Ronnie Lott, four yards; lateral to Tom Holmoe, 66 yards, San Francisco (9/20/86 at Miami), Dan Marino
- 68 Freddie Robinson, Indianapolis (11/15/87 at Miami), Don Strock
- 67t Brian Dawkins, Philadelphia (10/24/99 at Miami), Damon Huard
- 67t Omar Stoutmire, N.Y. Jets (12/12/99 at N.Y. Jets), Dan Marino
- 66t Ken Houston, Houston (9/14/68 at Miami), Bob Griese
- 65t Kenny Graham, San Diego (10/11/69 at Miami), Bob Griese
- 64t Bryant Westbrook, Detroit (12/7/97 at Miami), Dan Marino
- 63t Victor Green, N.Y. Jets (11/18/01 at Miami), Jay Fiedler
- 60t Butch Byrd, Buffalo (9/18/66 at Buffalo), Rick Norton
- 60t Larry Whigham, New England (11/23/97 at New England), Dan Marino
- 60t Aaron Glenn, N.Y. Jets (11/18/01 at Miami), Jay Fiedler

### LONGEST PLAYS

#### PUNTS

- 89 Luke Prestridge, New England (10/21/84 at New England)
- 80 Chris Mohr, Buffalo (10/13/96 at Buffalo)
- 73 Rich Camarillo, New England (9/13/87 at New England)
- 73 Josh Miller, Pittsburgh (9/20/98 at Miami)
- 73 Todd Sauerbrun, Carolina (11/4/01 at Miami)
- 72 Rohn Stark, Indianapolis (9/23/84 at Miami)

#### PUNT RETURNS

- 84t Clarence Verdin, Indianapolis (10/25/92 at Miami)
- 83t Billy Johnson, Houston (11/16/75 at Houston)
- 80t Ron Gardin, Baltimore (11/1/70 at Baltimore)

- 75t Dewell Brewer, Indianapolis (12/18/94 at Indianapolis)
- 72t Butch Byrd, Buffalo (9/18/66 at Buffalo)
- 70t Robbie Martin, Indianapolis (11/17/85 at Indianapolis)
- 64t Kevin Williams, Dallas (11/25/93 at Dallas)
- \*56t Wes Chandler, San Diego (1/2/82 at Miami)

#### KICKOFF RETURNS

- 102t Harold Hart, Oakland (9/22/75 at Oakland)
- 99t Jim Duncan, Baltimore (11/1/70 at Baltimore)
- 97t Terrence Wilkins, Indianapolis (10/10/99 at Indianapolis)
- 96t Emerson Boozer, N.Y. Jets (11/20/66 at New York)

#### FUMBLE RETURNS

- 100t Chris Martin, Kansas City (10/13/91 at Kansas City), Sammie Smith
- \*79t Neil Smith, Denver (1/9/99 at Denver), Oronde Gadsden
- 66t Greg Townsend, L.A. Raiders (9/19/83 at L.A. Raiders), David Woodley
- 62t Hugh Douglas, N.Y. Jets (12/22/96 at N.Y. Jets), Stanley Pritchett
- 59t Gabe Northern, Buffalo (10/4/99 at Miami), Dan Marino
- 58t Rick Redman, San Diego (10/2/66 at San Diego), Dick Wood
- 58 Randy McClanahan, Buffalo (11/12/78 at Buffalo), Bob Griese
- 56t Rodney Culver, Indianapolis (9/5/93 at Indianapolis), O.J. McDuffie
- 54t Chris Goode, Indianapolis (10/28/90 at Indianapolis), Tony Paige
- 50 Gary Hogeboom, Indianapolis (9/14/86 at Miami), his own
- \*\*49t Mike Bass, Washington (1/14/73 at Los Angeles), Garo Yepremian

#### BLOCKED FIELD GOALS

- 78t George Radachowsky, N.Y. Jets (9/24/89 at Miami), Pete Stoyanovich
- 76t Charles Rome, Buffalo (9/2/79 at Buffalo), Uwe von Schamann

## TIMING IS EVERYTHING

In the 48 regular season games that the Dolphins have played under Head Coach Dave Wannstedt (2000-02), the Dolphins have held the advantage in time of possession 28 times, and they are 22-6 in such games. They are 9-11 when their opponents have claimed this edge.

# OPPONENTS TOP TENS

## RUSHING

PLAYER	TEAMS	GAMES	NO.	YDS.	AVG.	LG	TD
1. Thurman Thomas	Buffalo	20	364	1620	4.5	30t	8
2. Freeman McNeil	N.Y. Jets	21	281	1507	5.4	58	2
3. O.J. Simpson	Buffalo	17	240	1177	4.9	75t	4
4. Eric Dickerson	L.A. Rams, Indianapolis, L.A. Raiders	11	231	1065	4.6	40	6
5. Curtis Martin	New England, N.Y. Jets	15	301	1083	3.6	37	10
6. Lydell Mitchell	San Diego, Baltimore	12	235	912	3.9	64t	6
7. Jim Nance	N.Y. Jets, Boston	10	167	867	5.2	30t	8
8. Antowain Smith	Buffalo, New England	11	188	689	3.7	44	4
9. Marshall Faulk	Indianapolis, St. Louis	9	181	676	3.7	40	4
10. Sam Cunningham	New England	12	167	610	3.7	19	5

## PASSING

PLAYER	TEAMS	GAMES	ATT.	COMP.	YDS.	PCT.	TD	INT.
1. Joe Ferguson	Buffalo, Tampa Bay, Indianapolis	25	723	418	4902	57.8	26	33
2. Drew Bledsoe	New England, Buffalo	18	658	356	4697	54.1	25	25
3. Jim Kelly	Buffalo	20	621	388	4560	62.5	24	19
4. Ken O'Brien	N.Y. Jets, Philadelphia	16	489	303	3837	62.0	25	13
5. Steve Grogan	New England	22	535	280	3709	52.3	21	25
6. Joe Namath	N.Y. Jets	16	388	201	2952	51.8	19	25
7. Richard Todd	N.Y. Jets	14	354	203	2718	57.3	18	25
8. Bert Jones	Baltimore, L.A. Rams	13	326	188	2388	57.7	15	6
9. Boomer Esiason	Cincinnati, N.Y. Jets, Arizona	9	282	167	2101	59.2	12	12
10. Vinny Testaverde	Tampa Bay, Cleveland, Baltimore, N.Y. Jets	10	316	184	1876	58.2	14	13

## RECEPTIONS

PLAYER	TEAMS	GAMES	NO.	YDS.	AVG.	LG	TD
1. Andre Reed	Buffalo	28	122	1731	14.2	83t	10
2. Al Toon	N.Y. Jets	14	78	1094	14.0	44t	3
3. Marvin Harrison	Indianapolis	13	73	999	13.7	45	8
4. Stanley Morgan	New England, Indianapolis	23	71	1423	20.0	76t	6
5. Wesley Walker	N.Y. Jets	18	70	1342	19.2	71t	17
6. Thurman Thomas	Buffalo	20	67	745	11.1	50t	3
7. Bill Brooks	Indianapolis, Buffalo	20	63	658	10.4	47	3
8. Irving Fryar	N.E., Phil., Wash.	20	61	978	16.0	54t	13
Ben Coates	New England, Baltimore	15	61	790	13.0	84t	9
10. Wayne Chrebet	N.Y. Jets	16	57	802	14.1	70	7

## RECEIVING YARDS

PLAYER	TEAMS	GAMES	YDS.	REC.	AVG.	LG	TD
1. Andre Reed	Buffalo	28	1731	122	14.2	83t	10
2. Stanley Morgan	N.E., Indianapolis	23	1423	71	20.0	76t	6
3. Wesley Walker	N.Y. Jets	18	1342	70	19.2	71t	17
4. Al Toon	N.Y. Jets	14	1094	78	14.0	44t	3
5. Marvin Harrison	Indianapolis	13	999	73	13.7	45	8
6. Irving Fryar	N.E., Phil. Wash.	20	978	61	16.0	54t	13
7. Eric Moulds	Buffalo	14	875	47	18.6	80t	9
8. Frank Lewis	Pittsburgh, Buffalo	14	830	46	18.0	92t	2
9. Wayne Chrebet	N.Y. Jets	16	802	57	14.1	70	7
10. Rob Moore	N.Y. Jets, Arizona	12	799	48	16.6	51	4

# OPPONENTS OUTSTANDING PERFORMANCES

## 300-PLUS PASSING YARDS

PLAYER	TEAM	DATE	ATT.	COMP.	YDS.	TD	INT.	LG
Ken O'Brien	N.Y. Jets	9/21/86	43	29	479	4	1	65t
James Harris	L.A. Rams	10/3/76	29	17	436	2	1	58
* Dan Fouts	San Diego	1/2/82	55	33	433	4	1	43
Drew Bledsoe	New England	11/23/98	54	28	423	2	2	49
Drew Bledsoe	New England	9/4/94	51	32	421	4	2	62t
Joe Ferguson	Buffalo	10/9/83	55	38	419	5	1	35
Drew Bledsoe	New England	11/3/96	41	30	419	3	2	84t
Joe Namath	N.Y. Jets	10/1/67	39	23	415	3	1	62
Bernie Kosar	Cleveland	11/10/86	50	32	401	0	0	44
Ken O'Brien	N.Y. Jets	11/10/85	43	26	393	2	0	44
Boomer Esiason	N.Y. Jets	11/27/94	41	26	382	2	2	69
Elvis Grbac	San Francisco	11/20/95	41	31	382	4	0	47t
Jim Kelly	Buffalo	9/1/91	39	29	381	2	1	54t
Dan Fouts	San Diego	11/18/84	56	37	380	4	1	44
Vinny Testaverde	N.Y. Jets	10/23/00	59	36	378	5	3	30t
Steve DeBerg	Tampa Bay	10/20/85	32	19	365	4	1	57
Troy Aikman	Dallas	10/27/96	41	33	363	3	0	61
Brett Favre	Green Bay	9/11/94	51	31	362	2	1	35
* Doug Flutie	Buffalo	1/2/99	36	21	360	1	1	65
Jim Kelly	Buffalo	10/25/87	39	29	359	2	0	34
Dennis Shaw	Buffalo	10/18/70	32	24	358	2	2	48
Brian Sipe	Cleveland	11/18/79	42	23	358	3	0	54
Bert Jones	Baltimore	9/27/81	27	20	357	3	1	67t
Steve Grogan	New England	11/8/81	40	23	355	1	4	76t
Daunte Culpepper	Minnesota	9/10/00	37	23	355	1	3	42
Danny White	Dallas	10/25/81	32	22	354	3	1	38
Steve Grogan	New England	11/29/79	39	21	350	3	2	38
Daryle Lamonica	Oakland	9/21/68	24	15	344	4	0	73t
Mike Tomczak	Pittsburgh	11/20/94	42	26	343	0	0	40
Erik Kramer	Chicago	10/27/97	50	32	343	2	0	54
Ken Anderson	Cincinnati	11/28/83	36	23	342	1	2	80t
Pat Ryan	N.Y. Jets	11/27/88	43	27	341	2	1	35
Tony Eason	New England	9/17/89	49	25	341	1	1	45
* Jim Kelly	Buffalo	1/12/91	29	19	339	3	1	44
Joe Ferguson	Buffalo	10/12/81	29	20	338	3	0	65t
Brian Griese	Denver	10/13/02	46	27	335	1	2	52
Steve Bartkowski	Atlanta	9/21/80	36	18	332	2	0	53
Joe Ferguson	Buffalo	12/7/77	40	25	331	3	1	27
** Joe Montana	San Francisco	1/20/85	35	24	331	3	0	34
Vinny Testaverde	Baltimore	10/19/97	47	32	331	1	0	34t
Ken O'Brien	N.Y. Jets	9/24/89	37	27	329	3	1	37t
Drew Bledsoe	New England	1/2/94	43	27	329	4	1	42
Kurt Warner	St. Louis	9/30/01	31	24	328	4	0	45t
Trent Green	Kansas City	9/29/02	34	24	328	5	0	46
Bruce Matheson	Seattle	10/4/87	42	20	326	2	3	30
Warren Moon	Minnesota	9/25/94	37	26	326	3	0	44
Neil O'Donnell	N.Y. Jets	9/15/96	44	25	325	3	3	78t
Boomer Esiason	N.Y. Jets	9/12/93	33	22	323	2	1	51
Glenn Foley	N.Y. Jets	11/9/97	48	25	322	1	1	33
Mark Rypien	St. Louis	12/24/95	42	27	320	2	1	31
Jim Harbaugh	Indianapolis	10/8/95	33	25	319	3	0	47t
Neil O'Donnell	N.Y. Jets	10/12/97	37	24	319	2	0	70
Steve Bono	Kansas City	12/12/94	55	33	314	2	3	22t
* Joe Montana	Kansas City	12/31/94	37	26	314	2	1	57t
Dan Fouts	San Diego	10/15/78	30	22	313	1	2	46
Tony Eason	New England	10/21/84	29	19	313	3	0	76t
* Mark Malone	Pittsburgh	1/6/85	36	20	312	3	3	29t



PLAYER	TEAM	DATE	ATT.	COMP.	YDS.	TD	INT.	LG
Drew Bledsoe	New England	12/24/00	34	18	312	2	2	59
Richard Todd	N.Y. Jets	10/4/81	39	28	310	4	1	46
Alex Van Pelt	Buffalo	11/25/01	34	21	309	3	1	80t
Mike Livingston	Kansas City	10/19/69	34	17	308	1	1	93t
Neil Lomax	St. Louis	9/30/84	37	22	308	1	0	29
* Dan Pastorini	Houston	12/24/78	29	20	306	1	0	34
Jim Kelly	Buffalo	10/4/92	48	25	306	1	4	28
Drew Bledsoe	Buffalo	12/1/02	27	15	306	3	0	73t
Greg Landry	Baltimore	11/25/79	42	25	304	3	2	31t
Sonny Jurgensen	Washington	10/13/74	39	26	303	2	3	37
Peyton Manning	Indianapolis	9/6/98	37	21	302	1	3	42
Pat Ryan	N.Y. Jets	10/4/87	49	30	301	4	2	35t

### 100-PLUS RECEIVING YARDS

PLAYER	TEAM	DATE	NO.	YDS.	TD	LG
* Eric Moulds	Buffalo	1/2/99	9	240	1	65
Ron Jessie	L.A. Rams	10/3/76	7	220	2	58t
Isaac Bruce	St. Louis	12/24/95	15	210	1	31
Eric Moulds	Buffalo	11/25/01	6	196	2	80t
Wesley Walker	N.Y. Jets	9/21/86	6	194	4	65t
Michael Irvin	Dallas	10/27/96	12	186	1	61
Stanley Morgan	New England	11/8/81	5	182	1	76t
Al Toon	N.Y. Jets	11/27/88	14	181	0	29
Reggie Rucker	Cleveland	11/18/79	9	177	1	54
Marvin Harrison	Indianapolis	11/11/01	9	174	3	45
Theo Bell	Pittsburgh	11/30/80	4	173	0	45
Johnnie Morton	Detroit	12/7/97	9	171	1	41
Cris Carter	Minnesota	9/10/00	9	168	0	42
* Kellen Winslow	San Diego	1/2/82	13	166	1	31
Tommy Kane	Seattle	12/16/90	10	162	0	25
Ben Coates	New England	9/4/94	8	161	2	62t
Don Maynard	N.Y. Jets	12/1/68	7	160	3	54t
Al Toon	N.Y. Jets	9/24/89	10	159	1	37t
Bake Turner	N.Y. Jets	9/3/78	7	157	0	71
Al Toon	N.Y. Jets	11/10/85	10	156	0	44
Andre Reed	Buffalo	9/1/91	11	154	1	54t
Frank Lewis	Buffalo	9/17/78	5	153	1	92t
* James Lofton	Buffalo	1/12/91	7	149	1	44
Jerry Rice	San Francisco	11/20/95	8	149	2	47t
Stanley Morgan	New England	12/22/86	8	148	2	30t
Marlin Briscoe	Buffalo	10/18/70	7	145	2	46t
Raymond Butler	Baltimore	9/27/81	4	145	2	67t
Keyshawn Johnson	N.Y. Jets	12/12/99	11	144	2	27
Marvin Harrison	Indianapolis	9/15/02	11	144	1	33
Mark Carrier	Tampa Bay	10/30/88	9	142	0	47
* Stephone Paige	Kansas City	1/5/91	8	142	1	33
Tony Gonzalez	Kansas City	9/29/02	7	140	3	42t
Jimmy Teal	Seattle	10/4/87	9	137	0	32
Joey Galloway	Seattle	10/6/96	5	137	2	65t
Alfred Jenkins	Atlanta	9/21/80	4	136	0	33
Jeff Graham	N.Y. Jets	9/15/96	5	136	1	78t
* Jimmy Smith	Jacksonville	1/15/00	5	136	2	70t
Ben Coates	New England	11/3/96	5	135	2	84t
Andre Reed	Buffalo	10/13/96	10	134	0	49
Stephone Paige	Kansas City	12/3/89	7	133	1	38t
Fred Biletnikoff	Oakland	9/20/69	9	132	1	13t
Otis Taylor	Kansas City	10/19/69	4	131	0	79
J.J. Birden	Kansas City	12/12/94	10	131	1	22t
Shawn Jefferson	New England	11/23/98	6	131	1	38
Chris Burkett	Buffalo	10/25/87	9	130	1	34
Eric Moulds	Buffalo	12/1/02	5	130	1	57t
Randy Vataha	New England	12/5/71	7	129	2	51t
* Steve Largent	Seattle	12/29/84	6	128	1	56t
Cris Collinsworth	Cincinnati	11/28/83	8	127	0	48
Jake Reed	Minnesota	9/25/94	9	127	0	21
Andre Reed	Buffalo	12/16/96	6	127	1	67t

PLAYER	TEAM	DATE	NO.	YDS.	TD	LG
Charlie Mitchell	Denver	12/4/66	4	126	1	79t
Wesley Walker	N.Y. Jets	11/26/78	6	126	1	42
Lance Alworth	San Diego	11/12/67	4	125	1	54t
Stanley Morgan	New England	10/5/86	6	125	1	27t
Tim Brown	Oakland	11/30/97	8	125	1	36
Raghib Ismail	Dallas	11/25/99	5	125	1	65t
Marvin Harrison	Indianapolis	12/5/99	8	125	0	36
Stanley Morgan	New England	11/29/79	5	124	1	38t
Rob Moore	N.Y. Jets	9/12/93	6	124	0	51
Rob Moore	N.Y. Jets	11/27/94	7	124	0	35
Jim Whalen	Boston	12/17/67	4	122	0	33
* Fred Biletnikoff	Oakland	12/21/74	8	122	1	20
Dokie Williams	L.A. Raiders	12/2/84	2	122	1	75t
Leonard Thompson	Detroit	10/27/85	7	122	1	38t
Andre Reed	Buffalo	9/11/88	8	122	0	21
* Andre Reed	Buffalo	1/12/91	4	122	2	43
Don Maynard	N.Y. Jets	11/2/69	4	121	2	42t
Wayne Patrick	Buffalo	10/18/70	6	121	0	48
Joe Washington	Baltimore	11/11/79	10	121	0	23
Henry Ellard	L.A. Rams	12/14/86	8	121	1	22
Tony Martin	San Diego	11/5/95	7	121	1	50t
Darrell Jackson	Seattle	10/28/01	5	121	1	64
Sammy White	Minnesota	12/11/76	9	120	3	36t
Butch Woolfolk	Houston	9/8/85	3	120	1	80t
Eric Sievers	San Diego	11/18/84	12	119	2	24
Fred Biletnikoff	Oakland	10/4/69	9	119	1	23
Mike Jones	New Orleans	12/7/86	6	119	0	34
Vincent Brisby	New England	11/12/95	6	118	1	47t
Richard Caster	N.Y. Jets	10/7/74	3	117	1	89t
O.J. Simpson	Buffalo	12/7/75	8	117	1	62t
Eric Sievers	New England	12/10/89	6	117	0	41
Carl Pickens	Cincinnati	10/1/95	9	117	3	44t
Paul Coffman	Green Bay	10/28/79	5	116	1	78t
Jimmie Giles	Tampa Bay	10/20/85	7	116	4	39t
Irving Fryar	Philadelphia	10/20/96	8	116	4	38t
Shawn Jefferson	New England	10/25/98	4	116	0	54
Tony Hill	Dallas	12/17/84	6	115	1	66t
Isaac Curtis	Cincinnati	11/28/83	4	114	1	80t
Stanley Morgan	New England	10/21/84	3	114	1	76t
Otis Taylor	Kansas City	11/13/66	4	113	1	89t
Otis Taylor	Kansas City	9/28/68	3	113	1	44
Eric Crabtree	Cincinnati	9/14/69	3	113	2	69t
James Lofton	L.A. Raiders	10/9/88	5	113	0	32
Tim Brown	Oakland	10/31/99	7	113	0	32
Jim Colclough	Boston	12/17/67	3	112	0	52
Mike Barber	Houston	12/24/78	4	112	0	55
Wesley Walker	N.Y. Jets	10/4/81	8	112	2	46
Will Moore	New England	9/10/95	8	112	0	33
Terry Glenn	New England	11/3/96	10	112	0	20
Roy Jefferson	Washington	10/13/74	7	111	1	37t
John Holland	Buffalo	9/13/76	2	111	2	58t
* John Stallworth	Pittsburgh	1/6/85	4	111	2	65t
Al Toon	N.Y. Jets	9/21/86	7	111	0	31
Terry Holt	St. Louis	9/30/01	4	111	1	45t
* Ed Podolak	Kansas City	12/25/71	8	110	1	29
Anthony Miller	San Diego	12/27/93	7	110	2	41t
Randy Moss	Minnesota	12/21/02	7	110	0	60
Richie Anderson	N.Y. Jets	10/23/00	12	109	0	19
Wesley Walker	N.Y. Jets	9/3/78	4	108	2	47t
* Charlie Joiner	San Diego	1/2/82	7	108	0	39
Art Monk	N.Y. Jets	11/27/94	5	108	0	69
* Steve Tasker	Buffalo	12/30/95	5	108	1	37t
Dedric Ward	N.Y. Jets	11/9/97	6	108	0	33
Jack Snow	L.A. Rams	10/31/71	5	107	1	51t
Warren Wells	Oakland	9/21/68	3	106	1	73t
Raymond Chester	Baltimore	12/1/76	5	106	0	48
Frank Lewis	Buffalo	10/12/81	5	106	0	30

## 502 • Opponents Outstanding Performances

PLAYER	TEAM	DATE	NO.	YDS.	TD	LG
Tony Hill	Dallas	10/25/81	5	106	0	38
* Wes Chandler	San Diego	1/2/82	6	106	0	47
Andre Reed	Buffalo	12/4/94	3	106	2	83t
Warrick Dunn	Tampa Bay	9/21/97	6	106	1	58t
Bake Turner	N.Y. Jets	12/14/69	4	105	2	34t
Harold Jackson	New England	11/29/79	5	105	1	33
Eddie Brown	Cincinnati	11/8/87	8	105	0	32
Jermaine Lewis	Baltimore	10/19/97	6	105	0	28
Wayne Chrebet	N.Y. Jets	12/13/98	5	105	1	52
Tony Martin	Atlanta	12/27/98	3	105	1	53
Ed McCaffrey	Denver	9/13/99	6	105	3	61t
Art Powell	Oakland	9/2/66	8	104	1	17t
* Elmo Wright	Kansas City	12/25/71	3	104	0	63
Derrick Gaffney	N.Y. Jets	9/30/79	4	104	0	43
Wayne Chrebet	N.Y. Jets	10/12/97	5	104	1	70
Tim Brown	Oakland	12/6/98	9	104	2	27
Wayne Chrebet	N.Y. Jets	10/23/00	6	104	2	28
Gary Garrison	San Diego	10/11/69	4	103	2	40t
* Ken Burrough	Houston	12/24/78	6	103	0	53
Thurman Thomas	Buffalo	9/1/91	8	103	1	50t
* Kimble Anders	Kansas City	12/31/94	6	103	1	57t
Marvin Harrison	Indianapolis	9/6/98	5	102	1	42
Troy Brown	New England	12/24/00	8	102	0	22
David Patten	New England	10/6/02	5	102	2	34t
Andre Rison	Atlanta	10/11/92	7	101	1	22t
Richard Caster	N.Y. Jets	11/24/74	6	100	2	45t
Al Toon	N.Y. Jets	12/7/87	5	100	1	44t
Lawrence Dawsey	Tampa Bay	12/1/91	8	100	1	17t
Curtis Conway	Chicago	10/27/97	6	100	0	54
Ken Dilger	Indianapolis	12/14/97	5	100	3	43

### 100-PLUS RUSHING YARDS

PLAYER	TEAM	DATE	NO.	YDS.	TD	LG
O.J. Simpson	Buffalo	12/5/76	24	203	1	75t
Rueben Mayes	New Orleans	12/7/86	28	203	2	34t
Earl Campbell	Houston	11/20/78	28	199	4	81t
* Terrell Davis	Denver	1/9/99	21	199	2	62
Freeman McNeil	N.Y. Jets	10/14/85	28	173	0	20
Ricky Watters	Philadelphia	10/20/96	25	173	1	49t
Gerald Riggs	Atlanta	11/30/86	33	172	1	31
Eric Dickerson	Indianapolis	12/4/88	31	169	1	19
** John Riggins	Washington	1/30/83	38	166	1	43t
Thurman Thomas	Buffalo	9/1/91	25	165	1	20
Jim Nance	Boston	12/17/67	24	164	2	29
William Andrews	Atlanta	12/10/83	21	161	1	24t
* Earnest Byner	Cleveland	1/4/86	16	161	2	66t
Hoyle Granger	Houston	12/23/67	21	160	1	23
Wayne Wilson	New Orleans	10/2/83	34	160	0	12
* Thurman Thomas	Buffalo	12/30/95	25	158	1	32
Don Woods	San Diego	9/29/74	18	157	2	56t
Earnest Byner	Washington	12/2/90	32	157	3	21
Antowain Smith	New England	12/22/01	26	156	1	44
Marcus Allen	L.A. Raiders	12/2/84	20	155	3	52t
Eric Dickerson	Indianapolis	11/15/87	30	154	1	13
Thurman Thomas	Buffalo	12/23/90	30	154	1	13t
Christian Okoye	Kansas City	10/13/91	23	153	1	38t
Dick Post	San Diego	11/3/68	21	151	0	24
Travis Henry	Buffalo	12/1/02	35	151	1	13
Thurman Thomas	Buffalo	12/3/89	27	148	1	30t
Christian Okoye	Kansas City	12/24/89	32	148	1	13
Thurman Thomas	Buffalo	12/17/95	35	148	1	15
Barry Sanders	Detroit	9/15/91	32	143	0	14
Lydell Mitchell	Baltimore	10/9/77	17	142	1	64t
Curtis Martin	New England	11/12/95	30	142	2	23
* Natrone Means	San Diego	1/8/95	24	139	1	24t
Earl Campbell	Houston	12/4/83	28	138	1	35t



PLAYER	TEAM	DATE	NO.	YDS.	TD	LG
Edgerrin James	Indianapolis	9/15/02	30	138	0	13
Barry Sanders	Detroit	12/7/97	30	137	1	19
Thurman Thomas	Buffalo	11/18/91	23	135	1	30
* Fred Taylor	Jacksonville	1/15/00	18	135	1	90t
Paul Robinson	Cincinnati	11/17/68	22	134	3	54t
Jim Nance	Boston	11/27/66	23	133	1	27t
Freeman McNeil	N.Y. Jets	11/4/84	20	132	1	52
Johnny Hector	N.Y. Jets	12/22/91	13	132	0	47
Travis Henry	Buffalo	10/20/02	22	132	0	34
Edgerrin James	Indianapolis	12/5/99	23	130	2	41t
Robert Holmes	Kansas City	9/28/68	13	128	1	76t
Joe Washington	Baltimore	10/29/78	20	126	0	29
Floyd Little	Denver	10/27/68	25	126	1	19
Antowain Smith	Buffalo	11/14/99	29	126	0	24
Eric Dickerson	Indianapolis	9/25/88	30	125	0	9
Thurman Thomas	Buffalo	10/9/94	31	125	2	26t
Earnest Jackson	San Diego	11/18/84	28	124	0	16
Eric Dickerson	L.A. Rams	12/14/86	28	124	1	25
Neal Anderson	Chicago	9/4/88	24	123	2	15
Scott Lockwood	New England	12/27/92	30	123	0	23
Tony Dorsett	Dallas	10/25/81	24	122	0	18
Walter Payton	Chicago	12/2/85	23	121	0	15
Larry Kinnebrew	Buffalo	10/29/89	21	121	1	25
Dorsey Levens	Green Bay	9/14/97	21	121	0	23
O.J. Simpson	Buffalo	11/18/73	20	120	0	28
Earl Campbell	Houston	11/5/79	32	120	0	11
* Chuck Muncie	San Diego	1/2/82	24	120	1	19
Curtis Martin	N.Y. Jets	10/14/01	22	120	1	27t
Jim Braxton	Buffalo	11/18/73	17	119	0	36
Craig James	New England	11/3/85	23	119	0	14
Ronnie Harmon	Buffalo	11/29/87	23	119	0	19
Jerome Bettis	Pittsburgh	11/25/96	27	119	0	14
Natrone Means	San Diego	12/27/93	18	118	3	65t
Edgerrin James	Indianapolis	11/26/00	26	118	0	13
Warren Williams	Pittsburgh	12/18/88	16	117	0	33
* Thurman Thomas	Buffalo	1/12/91	32	117	2	14
Franco Harris	Pittsburgh	11/30/80	28	116	1	9t
Freeman McNeil	N.Y. Jets	9/19/82	13	116	0	48
Freeman McNeil	N.Y. Jets	11/26/84	24	116	0	39
Emerson Boozer	N.Y. Jets	12/13/70	18	114	0	21
Curtis Brown	Buffalo	11/12/78	11	114	1	58t
James Jones	Detroit	10/27/85	36	114	1	8
Jim Nance	Boston	10/15/67	20	113	0	19
Mel Owens	Detroit	12/15/73	27	113	1	10
Horace Ivory	New England	10/22/78	15	113	2	28
* Curt Warner	Seattle	12/31/83	29	113	2	18
Terry Allen	Minnesota	9/25/94	15	113	1	45
Edgerrin James	Indianapolis	12/17/00	32	112	0	15
Jim Nance	Boston	12/8/68	19	111	1	30t
Wilbert Montgomery	Philadelphia	9/24/78	25	111	0	12
Franco Harris	Pittsburgh	11/14/76	22	110	1	26
Rocky Bleier	Pittsburgh	11/14/76	20	110	0	13
Eric Dickerson	Indianapolis	12/30/90	20	110	0	16
Corey Dillon	Cincinnati	10/1/00	22	110	0	19
Jim Nance	Boston	11/30/69	17	109	0	23
Stump Mitchell	St. Louis	9/30/84	20	109	2	19
* Terry Allen	Baltimore	1/13/02	25	109	1	13
Joe Cribbs	Buffalo	12/27/82	19	108	1	62t
Curtis Martin	N.Y. Jets	10/4/98	36	108	1	15
Freeman McNeil	N.Y. Jets	11/10/85	26	107	0	13
Eric Dickerson	Indianapolis	12/17/89	21	107	2	17
* Edgerrin James	Indianapolis	12/30/00	21	107	0	34
Lydell Mitchell	Baltimore	11/23/75	26	106	1	32t
Sam Cunningham	New England	9/19/76	21	106	0	15
Eddie George	Tennessee	9/7/97	23	106	1	13t
Raymont Harris	Chicago	10/27/97	25	106	1	9
Franco Harris	Pittsburgh	12/3/73	15	105	1	21t

## 504 • Opponents Outstanding Performances

PLAYER	TEAM	DATE	NO.	YDS.	TD	LG
Eric Dickerson	L.A. Rams	10/30/83	14	101	1	40
Marcus Allen	L.A. Raiders	9/19/83	22	105	0	15
* Craig James	New England	1/12/86	22	105	0	21
Lydell Mitchell	Baltimore	12/9/73	35	104	0	9
John Stephens	New England	11/6/88	25	104	1	13t
Rod Bernstine	San Diego	12/15/91	13	104	3	63t
Sammy Winder	Denver	9/29/85	20	103	2	19
Brad Baxter	N.Y. Jets	11/1/92	20	103	0	28
Jamal Anderson	Atlanta	12/27/98	18	103	1	36t
Emmitt Smith	Dallas	11/25/99	31	103	0	28
Garrison Hearst	San Francisco	12/16/01	26	103	0	23
* Wendell Hayes	Kansas City	12/25/71	22	100	0	22
Mark van Eeghen	New England	12/12/82	22	100	0	11

\* Playoff game

\*\* Super Bowl

## THE LAST TIME . . .

(regular season)

### KICKOFF RETURNED FOR A TOUCHDOWN

By Dolphins – Marc Logan at Houston (97 yards), 10/1/89

By Opponents – Terrence Wilkins at Indianapolis (97 yards), 10/10/99

### PUNT RETURNED FOR A TOUCHDOWN

By Dolphins – Jeff Ogden vs. Green Bay (81 yards), 10/29/00

By Opponents – Dewell Brewer at Indianapolis (75 yards), 12/18/94

### INTERCEPTED PASS RETURNED FOR A TOUCHDOWN

By Dolphins – Patrick Surtain at Denver (40 yards), 10/13/02

By Opponents – Darren Sharper at Green Bay (89 yards), 11/4/02

### FUMBLE RETURNED FOR A TOUCHDOWN

By Dolphins – Trent Gamble vs. Detroit (0 yards), 9/8/02

By Opponents – Bobby Myers at Tennessee (14 yards), 9/9/01

### OPPONENTS FUMBLE RETURNED FOR A TOUCHDOWN

By Dolphins – Trent Gamble vs. Detroit (0 yards), 9/8/02

By Opponents – Bobby Myers at Tennessee (14 yards), 9/9/01

### BLOCKED FIELD GOAL RETURNED FOR A TOUCHDOWN

By Dolphins – Curtis Johnson vs. Green Bay (47 yards), 12/19/71

By Opponents – George Radachowsky of N.Y. Jets (78 yards), 9/24/89

### BLOCKED PUNT RETURNED FOR A TOUCHDOWN

By Dolphins – Mark Higgs vs. New England (19 yards), 10/18/90

By Opponents – Chris Burkett at N.Y. Jets (11 yards), 9/29/91

### SAFETY SCORED

By Dolphins – Jermaine Haley vs. Buffalo (tackles Jonathan Linton in end zone), 10/8/00

By Opponents – John Thierry of Chicago (sacks Dan Marino in end zone), 10/27/97

### SHUTOUT

By Dolphins – at Miami 23, Seattle 0, 9/3/00

By Opponents – at San Francisco 21, Miami 0, 12/16/01

### 200 YARDS RUSHING

By Dolphins – Ricky Williams vs. Chicago (216 yards), 12/9/02

By Opponents – Rueben Mayes at New Orleans (203 yards), 12/7/86

### 100 YARDS RUSHING

By Dolphins – Ricky Williams at New England (185 yards), 12/29/02

By Opponents – Travis Henry at Buffalo (151 yards), 12/1/02

### 100 YARDS RUSHING IN A HALF

By Dolphins – Ricky Williams at New England (120 yards in first half), 12/29/02

By Opponents – Antowain Smith at New England (118 yards in first half), 12/22/01

### TWO 100-YARD RUSHERS

By Dolphins – Mercury Morris (125 yards) and Don Nottingham (102 yards) at Green Bay, 10/5/75

By Opponents – Thurman Thomas (148 yards) and Larry Kinnebrew (121 yards) at Buffalo, 10/29/89

*Opponents Outstanding Performances/The Last Time • 505*

## **100 YARDS RUSHING AND RECEIVING**

By Dolphins – None

By Opponents – Thurman Thomas at Buffalo (165 rushing yards and 103 receiving yards), 9/1/91

## **500 YARDS PASSING**

By Dolphins – Dan Marino vs. N.Y. Jets (521 yards), 10/23/88

By Opponents – None

## **400 YARDS PASSING**

By Dolphins – Dan Marino at Cincinnati (450 yards), 10/1/95

By Opponents – Drew Bledsoe at New England (423 yards), 11/23/98

## **300 YARDS PASSING**

By Dolphins – Jay Fiedler at Kansas City (310 yards), 9/29/02

By Opponents – Drew Bledsoe at Buffalo (306 yards), 12/1/02

## **200 YARDS RECEIVING**

By Dolphins – Irving Fryar vs. New England (211 yards), 9/4/94

By Opponents – Isaac Bruce at St. Louis (210 yards), 12/24/95

## **100 YARDS RECEIVING**

By Dolphins – Chris Chambers vs. Oakland (138 yards), 12/15/02

By Opponents – Randy Moss at Minnesota (110 yards), 12/21/02

## **100 YARDS RECEIVING IN A HALF**

By Dolphins – Chris Chambers vs. Oakland (117 yards in first half), 12/15/02

By Opponents – Eric Moulds at Buffalo (115 yards in second half), 12/1/02

## **TWO 100-YARD RECEIVERS**

By Dolphins – Oronde Gadsden (116 yards) and Chris Chambers (101 yards) at Buffalo, 11/25/01

By Opponents – Richie Anderson (109 yards) and Wayne Chrebet (104 yards) at N.Y. Jets, 10/23/00, OT

## **FIVE TOUCHDOWN PASSES**

By Dolphins – Dan Marino vs. New England, 9/4/94

By Opponents – Trent Green at Kansas City, 9/29/02

## **FOUR TOUCHDOWN PASSES**

By Dolphins – Dan Marino vs. Denver, 12/21/98

By Opponents – Trent Green (5) at Kansas City, 9/29/02

## **THREE TOUCHDOWN PASSES**

By Dolphins – Jay Fiedler vs. Detroit, 9/8/02

By Opponents – Drew Bledsoe at Buffalo, 12/1/02

## **FOUR TOUCHDOWN RECEPTIONS**

By Dolphins – Mark Ingram at N.Y. Jets, 11/27/94

By Opponents – Irving Fryar at Philadelphia, 10/20/96

## **THREE TOUCHDOWN RECEPTIONS**

By Dolphins – Lamar Thomas vs. Denver, 12/21/98

By Opponents – Tony Gonzalez at Kansas City, 9/29/02

## **TWO TOUCHDOWN RECEPTIONS**

By Dolphins – Chris Chambers vs. Indianapolis, 12/10/01

By Opponents – Peerless Price at Buffalo, 12/1/02

## **FOUR TOUCHDOWNS RUSHING**

By Dolphins – None

By Opponents – Earl Campbell at Houston, 11/20/78

## **THREE TOUCHDOWNS RUSHING**

By Dolphins – Karim Abdul-Jabbar at New England, 11/23/97

By Opponents – Curtis Martin at New England, 11/3/96

## **TWO TOUCHDOWNS RUSHING**

By Dolphins – Ricky Williams at New England, 12/29/02

By Opponents – Kevan Barlow at San Francisco, 12/16/01

## **FIVE FIELD GOALS**

By Dolphins – Olindo Mare (6) at New England, 10/17/99

By Opponents – Jason Elam at Denver, 10/13/02

## **FOUR FIELD GOALS**

By Dolphins – Olindo Mare at Buffalo, 12/3/00

By Opponents – Adam Vinatieri at New England, 12/29/02

## **THREE FIELD GOALS**

By Dolphins – Olindo Mare vs. Oakland, 12/15/02

By Opponents – Adam Vinatieri (4) at New England, 12/29/02

## **FOUR INTERCEPTIONS**

By Dolphins – Dick Anderson vs. Pittsburgh, 12/3/73

By Opponents – None



### THREE INTERCEPTIONS

By Dolphins – Sam Madison vs. Tennessee, 11/7/99

By Opponents – Nate Clements of Buffalo, 10/20/02

### TWO INTERCEPTIONS

By Dolphins – Patrick Surtain vs. Atlanta, 12/30/01

By Opponents – Nate Clements (3) of Buffalo, 10/20/02

### THREE SACKS

By Dolphins – Jason Taylor vs. Oakland, 12/15/02

By Opponents – Kabere Gbaja-Biamila at Green Bay, 11/4/02

### TWO SACKS

By Dolphins – Jason Taylor vs. Oakland (3), 12/15/02

By Opponents – Rod Coleman of Oakland, 12/15/02

### BLOCKED FIELD GOAL

By Dolphins – Kenny Mixon vs. Atlanta (Jay Feely, 44 yards), 12/30/01

By Opponents – Flozell Adams at Dallas (Olindo Mare, 47 yards), 11/25/99

### BLOCKED PUNT

By Dolphins – Kirby Dar Dar at Houston (Reggie Roby), 11/17/96

By Opponents – Terry Wooden at Oakland (Klaus Wilmsmeyer), 12/6/98

### MISSED POINT AFTER TOUCHDOWN ATTEMPT

By Dolphins – Olindo Mare vs. New England, 10/6/02

By Opponents – Jake Ariens at Buffalo, 11/25/01

### TWO POINT CONVERSION

By Dolphins – James McKnight run vs. Oakland, 9/23/01

By Opponents – Christian Fauria pass from Tom Brady at New England, 12/29/02

## YEAR-BY-YEAR LEADERS

### RUSHING

YEAR	PLAYER	G	NO.	YDS.	AVG.	LG	TD
1966	Joe Auer	14	121	416	3.4	41	4
1967	Abner Haynes	10	56	274	4.9	65t	2
1968	+ Jim Kiick	14	165	621	3.8	25	4
1969	Jim Kiick	14	180	575	3.2	27	9
1970	Larry Csonka	14	193	874	4.5	53	6
1971	Larry Csonka	14	195	1051	5.4	28	7
1972	Larry Csonka	14	213	1117	5.2	45	6
1973	Larry Csonka	14	219	1003	4.6	25	5
1974	Larry Csonka	12	197	749	3.8	24	9
1975	Mercury Morris	14	219	875	4.0	49	4
1976	Benny Malone	14	186	797	4.3	31	4
1977	Benny Malone	14	129	615	4.8	66t	5
1978	Delvin Williams	16	272	1258	4.6	58t	8
1979	Larry Csonka	16	220	837	3.8	22	12
1980	Delvin Williams	15	187	671	3.6	65	2
1981	Tony Nathan	13	147	782	5.3	46	5
1982	Andra Franklin	9	177	701	4.0	25t	7
1983	Andra Franklin	15	224	746	3.3	18	8
1984	Woody Bennett	16	144	606	4.2	23	7
1985	Tony Nathan	16	143	667	4.7	22	5
1986	Lorenzo Hampton	16	189	830	4.5	54t	9
1987	+ Troy Stradford	12	145	619	4.3	51	6
1988	Lorenzo Hampton	16	117	414	3.5	33	9
1989	+ Sammie Smith	13	200	659	3.3	25	6
1990	Sammie Smith	16	226	831	3.7	33	8
1991	Mark Higgs	14	231	905	3.9	24	4
1992	Mark Higgs	16	256	915	3.6	23	7
1993	Mark Higgs	16	186	693	3.7	31	3
1994	Bernie Parmalee	15	216	868	4.0	47t	6
1995	Bernie Parmalee	16	236	878	3.7	40	9
1996	+ Karim Abdul-Jabbar	16	307	1116	3.6	29	11
1997	Karim Abdul-Jabbar	16	283	892	3.2	22	15
1998	Karim Abdul-Jabbar	15	270	960	3.6	45	6

YEAR	PLAYER	G	NO.	YDS.	AVG.	LG	TD
1999	+ J.J. Johnson	13	164	558	3.4	34	4
2000	Lamar Smith	15	309	1139	3.7	68t	14
2001	Lamar Smith	16	313	968	3.1	25	6
2002	# Ricky Williams	16	383	1853	4.8	63t	16

## RECEIVING

YEAR	PLAYER	G	NO.	YDS.	AVG.	LG	TD
1966	Dave Kocourek	14	27	320	11.9	43	2
1967	+ Jack Clancy	14	67	868	13.0	44	2
1968	Karl Noonan	14	58	760	13.1	50	11
1969	Larry Seiple	13	41	577	14.1	41t	5
1970	Jim Kiick (RB)	14	42	497	11.8	47	0
1971	Paul Warfield	14	43	996	23.2	86t	11
1972	Paul Warfield	12	29	606	20.9	47	3
1973	Marlin Briscoe	14	30	447	14.9	53	2
1974	Nat Moore	13	37	605	16.4	48	2
1975	Nat Moore	14	40	705	17.6	79t	4
1976	Nat Moore	9	33	625	18.9	67t	4
1977	Nat Moore	14	52	765	14.7	73t	12
1978	Nat Moore	16	48	645	13.5	47	10
1979	Nat Moore	16	48	840	17.5	53	6
1980	Tony Nathan (RB)	16	57	588	10.3	61	5
1981	Duriel Harris	15	53	911	17.2	55	2
1982	Tom Vigorito (RB)	9	24	186	7.8	26	0
1983	Tony Nathan (RB)	16	52	461	8.9	25	1
1984	Mark Clayton	15	73	1389	19.0	65t	18
1985	Tony Nathan (RB)	16	72	651	9.0	73	1
1986	Mark Duper	16	67	1313	19.6	85t	11
1987	+ Troy Stradford (RB)	12	48	457	9.5	34	1
1988	Mark Clayton	16	86	1129	13.1	45t	14
1989	Mark Clayton	15	64	1011	15.8	78t	9
1990	Mark Duper	16	52	810	15.6	69t	5
1991	Mark Duper	16	70	1085	15.5	43t	5
	Mark Clayton	16	70	1053	15.0	43t	12
1992	Bobby Humphrey (RB)	16	54	507	9.4	26	1
1993	+Terry Kirby (RB)	16	75	874	11.7	47	3
1994	Irving Fryar	16	73	1270	17.4	54t	7
1995	Terry Kirby (RB)	16	66	618	9.4	46	3
1996	O.J. McDuffie	16	74	918	12.4	36	8
1997	O.J. McDuffie	16	76	943	12.4	55	1
1998	# O.J. McDuffie	16	90	1050	11.7	61t	7
1999	Tony Martin	16	67	1037	15.5	69t	5
2000	Oronde Gadsden	16	56	786	14.0	61	6
2001	James McKnight	16	55	684	12.4	40	3
	Oronde Gadsden	14	55	674	12.3	61	3
2002	Chris Chambers	15	52	734	14.1	59t	3

## PASSING (minimum 150 attempts)

YEAR	PLAYER	G	ATT.	CMP.	YDS.	PCT.	TD	INT.	RATE
1976	Bob Griese	13	272	162	2097	59.6	11	12	78.9
1966	Dick Wood	10	230	83	993	36.1	4	14	30.6
1967	+ Bob Griese	12	331	166	2005	50.2	15	18	61.6
1968	Bob Griese	13	355	186	2473	52.4	21	16	75.7
1969	Bob Griese	9	252	121	1695	48.0	10	16	56.9
1970	Bob Griese	14	245	142	2019	58.0	12	17	72.1
1971	Bob Griese	14	263	145	2089	55.1	19	9	90.9
1972	Earl Morrall	14	150	83	1360	55.3	11	7	91.0
1973	Bob Griese	13	218	116	1422	53.2	17	8	84.3
1974	Bob Griese	13	253	152	1968	60.1	16	15	80.9
1975	Bob Griese	10	191	118	1693	61.8	14	13	86.6
1976	Bob Griese	13	272	162	2097	59.6	11	12	78.9
1977	Bob Griese	14	307	180	2252	58.6	22	13	87.7
1978	Bob Griese	11	235	148	1791	63.0	11	11	82.4
1979	Bob Griese	14	310	176	2160	56.8	14	16	72.0
1980	+ David Woodley	13	327	176	1850	53.8	14	17	63.1
1981	David Woodley	15	366	191	2470	52.2	12	13	69.8

YEAR	PLAYER	G	ATT.	CMP.	YDS.	PCT.	TD	INT.	RATE
1982	David Woodley	9	179	98	1080	54.7	5	8	63.5
1983	+ Dan Marino	11	296	173	2210	58.4	20	6	96.0
1984	# Dan Marino	16	564	362	5084	64.2	48	17	108.9
1985	# Dan Marino	16	567	336	4137	59.3	30	21	84.1
1986	# Dan Marino	16	623	378	4746	60.7	44	23	92.5
1987	Dan Marino	12	444	263	3245	59.2	26	13	89.2
1988	# Dan Marino	16	606	354	4434	58.4	28	23	80.8
1989	Dan Marino	16	550	308	3997	56.0	24	22	76.9
1990	Dan Marino	16	531	306	3563	57.6	21	11	82.6
1991	Dan Marino	16	549	318	3970	57.9	25	13	85.8
1992	# Dan Marino	16	554	330	4116	59.6	24	16	85.1
1993	Scott Mitchell	13	233	133	1773	57.1	12	8	84.2
1994	Dan Marino	16	615	385	4453	62.6	30	17	89.2
1995	Dan Marino	14	482	309	3668	64.1	24	15	90.8
1996	Dan Marino	13	373	221	2795	59.2	17	9	87.8
1997	Dan Marino	16	548	319	3780	58.2	16	11	80.7
1998	Dan Marino	16	537	310	3497	57.7	23	15	80.0
1999	Dan Marino	11	369	204	2448	55.3	12	17	67.4
2000	Jay Fiedler	15	357	204	2402	57.1	14	14	74.5
2001	Jay Fiedler	16	450	273	3290	60.7	20	19	80.3
2002	Jay Fiedler	11	292	179	2024	61.3	14	9	85.2

## PUNT RETURNS

YEAR	PLAYER	NO.	YDS.	AVG.	LG	TD
1966	Joe Auer	5	99	19.8	56	0
1967	Abner Haynes	6	37	6.2	20	0
1968	Bob Neff	8	71	8.9	20	0
1969	+ Mercury Morris	25	172	6.9	38	0
1970	+ Jake Scott	27	290	10.7	77t	1
1971	Jake Scott	33	318	9.6	31	0
1972	Charlie Leigh	22	210	9.5	27	0
1973	Jake Scott	22	266	12.1	33	0
1974	Jake Scott	31	346	11.2	30	0
1975	+ Freddie Solomon	26	320	12.3	50t	1
1976	Freddie Solomon	13	205	15.8	79t	1
1977	Freddie Solomon	32	285	8.9	39	0
1978	+ Jimmy Cefalo	28	232	8.3	26	0
1979	+ Tony Nathan	28	306	10.9	86t	1
1980	Tony Nathan	23	178	7.7	30	0
1981	Tom Vigorito	36	379	10.5	87t	1
1982	Tom Vigorito	20	192	9.6	59t	1
1983	+ Mark Clayton	41	392	9.6	60t	1
1984	Fulton Walker	21	169	8.0	33	0
1985	Tom Vigorito	22	197	9.0	21	0
1986	Craig Ellis	24	149	6.2	17	0
1987	+ Scott Schwedes	24	203	8.5	31	0
1988	Scott Schwedes	24	230	9.6	36	0
1989	Scott Schwedes	18	210	11.7	70t	1
1990	Tony Martin	26	140	5.4	35	0
1991	+ Scott Miller	28	248	8.9	32	0
1992	Scott Miller	24	175	7.3	19	0
1993	+ O.J. McDuffie	28	317	11.3	72t	2
1994	O.J. McDuffie	32	228	7.1	26	0
1995	O.J. McDuffie	24	163	6.8	24	0
1996	O.J. McDuffie	22	212	9.6	19	0
1997	Charles Jordan	26	273	10.5	38	0
1998	Terrell Buckley	29	354	12.2	35	0
1999	Nate Jacquet	28	351	12.5	45	0
2000	Jeff Ogden	19	323	17.0	81t	1
2001	Jeff Ogden	32	377	11.8	48	0
2002	Dedric Ward	16	169	10.6	34	0

## KICKOFF RETURNS

YEAR	PLAYER	NO.	YDS.	AVG.	LG	TD
1966	Joe Auer	28	698	24.9	95t	1
1967	Bob Neff	15	351	23.4	69	0



YEAR	PLAYER	NO.	YDS.	AVG.	LG	TD
1968	Gene Milton	18	408	22.7	74	0
1969	+ Mercury Morris	43	1136	26.4	105t	1
1970	Mercury Morris	28	812	29.0	96t	1
1971	Mercury Morris	15	423	28.2	94t	1
1972	Mercury Morris	14	334	23.9	33	0
1973	Charlie Leigh	9	251	27.9	51	0
1974	+ Nat Moore	22	587	26.7	40	0
1975	+ Freddie Solomon	17	348	20.5	31	0
1976	#+ Durriel Harris	17	559	32.9	69	0
1977	Gary Davis	14	414	29.6	73	0
1978	Durriel Harris	29	657	22.7	53	0
1979	+ Tony Nathan	45	1016	22.6	43	0
1980	Don Bessillieu	40	890	22.3	87	0
1981	+ Fulton Walker	38	932	24.5	90t	1
1982	Fulton Walker	20	433	21.7	32	0
1983	# Fulton Walker	36	962	26.7	78	0
1984	Fulton Walker	29	617	21.3	41	0
1985	+ Lorenzo Hampton	45	1020	22.7	46	0
1986	Craig Ellis	25	541	21.6	41	0
1987	Lorenzo Hampton	16	304	19.0	32	0
1988	Joe Cribbs	41	863	21.0	44	0
1989	Marc Logan	24	613	25.5	97t	1
1990	Marc Logan	20	367	18.4	35	0
1991	+ Aaron Craver	32	615	19.2	49	0
1992	Mike Williams	19	328	17.3	28	0
1993	+ O.J. McDuffie	32	755	23.6	48	0
1994	O.J. McDuffie	36	767	21.3	46	0
1995	O.J. McDuffie	23	564	24.5	47	0
1996	Irving Spikes	28	681	24.3	59	0
1997	Irving Spikes	24	565	23.5	48	0
1998	+ John Avery	43	1085	25.2	55	0
1999	Brock Marion	62	1524	24.6	93	0
2000	Autry Denson	20	495	24.8	56	0
2001	+ Chris Chambers	36	811	22.5	47	0
2002	Travis Minor	46	1071	23.3	66	0

## INTERCEPTIONS

YEAR	PLAYER	NO.	YDS.	AVG.	LONG	TD
1966	Willie West	8	62	7.8	27	0
1967	Dick Westmoreland	10	127	12.7	29	1
1968	+ Dick Anderson	8	230	28.8	96t	1
1969	+ Lloyd Mumphord	5	102	20.4	51	0
1970	Dick Anderson	8	191	23.9	86	0
1971	Jake Scott	7	34	4.9	21	0
1972	Jake Scott	5	73	14.6	31	0
1973	Dick Anderson	8	163	20.4	38t	2
1974	Jake Scott	8	75	9.4	30	0
1975	Jake Scott	6	60	10.0	38	0
1976	(four players)	(two interceptions)				
1977	Curtis Johnson	4	35	8.8	19	0
1978	Tim Foley	6	12	2.0	8	0
1979	Neal Colzie	5	86	17.2	56	0
	Gerald Small	5	74	14.8	40	0
1980	Gerald Small	7	46	6.6	22	0
1981	Glenn Blackwood	4	124	31.0	39	0
1982	Don McNeal	4	42	10.5	23	1
1983	William Judson	6	60	10.0	29	0
1984	Glenn Blackwood	6	169	28.2	50	0
1985	Glenn Blackwood	6	36	6.0	17	0
1986	(four players)	(two interceptions)				
1987	Paul Lankford	3	44	14.7	44	0
	Glenn Blackwood	3	17	5.7	17	0
1988	+ Jarvis Williams	4	62	15.5	23	0
	William Judson	4	57	14.3	52	0
1989	+ Louis Oliver	4	32	8.0	23	0
1990	Louis Oliver	5	87	17.4	35	0
	Jarvis Williams	5	82	16.4	42t	1

## 510 • Year-By-Year Leaders

YEAR	PLAYER	NO.	YDS.	AVG.	LG	TD
1991	Louis Oliver	5	80	16.0	37	0
1992	Louis Oliver	5	200	40.0	103t	1
1993	J.B. Brown	5	43	8.6	29	0
1994	Troy Vincent	5	113	22.6	58t	1
1995	Troy Vincent	5	95	19.0	69t	1
1996	Terrell Buckley	6	164	27.3	91t	1
1997	Terrell Buckley	4	26	6.5	12	0
1998	Terrell Buckley	8	157	19.6	61	1
	Sam Madison	8	114	14.3	35	0
1999	Sam Madison	7	164	23.4	42	1
2000	Brian Walker	7	80	11.4	31	0
2001	Brock Marion	5	227	45.4	100t	2
2002	Patrick Surtain	6	79	13.2	40t	1

## SCORING\*

YEAR	PLAYER	TDs	RUN	REC.	PATs	FGs	PTS.
1966	Joe Auer	9	5	4	0-0	0-0	54
	Gene Mingo	0	0	0	23-23	10-22	53
1967	Booth Lusteg	0	0	0	18-18	7-12	39
	Jack Harper	4	1	3	0-0	0-0	24
1968	Karl Noonan	11	0	11	0-0	0-0	66
	+ Jim Keyes	0	0	0	30-30	7-16	51
1969	Karl Kremser	0	0	0	26-27	13-22	65
	Jim Kiick	10	9	1	0-0	0-0	60
1970	Garo Yepremian	0	0	0	31-31	22-29	97
1971	# Garo Yepremian	0	0	0	33-33	28-40	117
	Paul Warfield	11	0	11	0-0	0-0	66
1972	Garo Yepremian	0	0	0	43-45	24-37	115
	Mercury Morris	12	12	0	0-0	0-0	72
1973	Garo Yepremian	0	0	0	38-38	25-37	113
	Paul Warfield	11	0	11	0-0	0-0	66
1974	Garo Yepremian	0	0	0	43-43	8-15	67
	Larry Csonka	9	9	0	0-0	0-0	54
1975	Garo Yepremian	0	0	0	40-46	13-16	79
	Don Nottingham	12	12	0	0-0	0-0	72
1976	Garo Yepremian	0	0	0	29-31	16-23	77
1977	Nat Moore	13	1	12	0-0	0-0	78
	Garo Yepremian	0	0	0	37-41	10-22	67
1978	Garo Yepremian	0	0	0	41-45	19-23	98
	Nat Moore	10	0	10	0-0	0-0	60
1979	+ Uwe von Schamann	0	0	0	36-40	21-29	99
	Larry Csonka	13	12	1	0-0	0-0	78
1980	Uwe von Schamann	0	0	0	32-32	14-23	74
	Nat Moore	7	0	7	0-0	0-0	42
1981	Uwe von Schamann	0	0	0	37-38	24-31	109
1982	Uwe von Schamann	0	0	0	21-22	15-20	66
	Andra Franklin	7	7	0	0-0	0-0	42
1983	Uwe von Schamann	0	0	0	45-48	18-27	99
	Mark Duper	10	0	10	0-0	0-0	60
1984	Mark Clayton	18	0	18	0-0	0-0	108
	Uwe von Schamann	0	0	0	66-70	9-19	93
1985	+ Fuad Reveiz	0	0	0	50-52	22-27	116
	+ Ron Davenport	13	11	2	0-0	0-0	78
1986	Fuad Reveiz	0	0	0	52-55	14-22	94
	Lorenzo Hampton	12	9	3	0-0	0-0	72
1987	Fuad Reveiz	0	0	0	28-30	9-11	55
	Mark Duper	8	0	8	0-0	0-0	48
1988	Mark Clayton	14	0	14	0-0	0-0	84
	Fuad Reveiz	0	0	0	31-32	8-12	55
1989	+ Pete Stoyanovich	0	0	0	38-39	19-26	95
	Mark Clayton	9	0	9	0-0	0-0	54
1990	Pete Stoyanovich	0	0	0	37-37	21-25	100
	Sammie Smith	9	8	1	0-0	0-0	54
1991	Pete Stoyanovich	0	0	0	28-29	31-37	121
	Mark Clayton	12	0	12	0-0	0-0	72
1992	# Pete Stoyanovich	0	0	0	34-36	30-37	124

YEAR	PLAYER	TDs	RUN	REC.	PATs	FGs	PTS.
1993	Pete Stoyanovich	0	0	0	37-37	24-32	109
1994	Pete Stoyanovich	0	0	0	35-35	24-31	107
	Irving Fryar	7	0	7	0-0	0-0	46
1995	Pete Stoyanovich	0	0	0	37-37	27-34	118
	Bernie Parmalee	10	9	1	0-0	0-0	80
1996	Joe Nedney	0	0	0	35-36	18-29	89
	+ Karim Abdul-Jabbar	11	11	0	0-0	0-0	66
1997	Olindo Mare	0	0	0	33-33	28-36	117
	Karim Abdul-Jabbar	16	15	1	0-0	0-0	96
1998	Olindo Mare	0	0	0	33-34	22-27	99
	Oronde Gadsden	7	0	7	0-0	0-0	42
	O.J. McDuffie	7	0	7	0-0	0-0	42
1999	Olindo Mare	0	0	0	27-27	39-46	144
	Oronde Gadsden	6	0	6	0-0	0-0	36
2000	Olindo Mare	0	0	0	33-34	28-31	117
	Lamar Smith	16	14	2	0-0	0-0	96
2001	Olindo Mare	0	0	0	39-40	19-21	96
	Lamar Smith	8	6	2	0-0	0-0	48
2002	Olindo Mare	0	0	0	42-43	24-31	114
	Ricky Williams	17	16	1	0-0	0-0	102

\* In years where only one player is listed, several players were tied for second with same point total

## TACKLES

YEAR	PLAYER	G	SOLO	ASST.	TOTAL
1966	Willie West	14	95	23	118
1967	Wahoo McDaniel	14	69	49	118
1968	Frank Emanuel	14	82	37	119
1969	Nick Buoniconti	13	79	35	114
1970	Nick Buoniconti	14	96	49	145
1971	Nick Buoniconti	14	86	40	126
1972	Nick Buoniconti	14	72	74	146
1973	Nick Buoniconti	13	91	71	162
1974	Bob Matheson	14	71	32	103
1975	+ Steve Towle	12	90	74	164
1976	Steve Towle	13	131	86	217
1977	Steve Towle	16	75	63	138
1978	Rusty Chambers	16	85	66	151
1979	Rusty Chambers	16	80	98	178
1980	Bob Baumhower	16	88	47	135
1981	Earnie Rhone	16	120	51	171
1982	Earnie Rhone	9	62	20	82
1983	Bob Brudzinski	16	73	31	104
1984	Mark Brown	16	59	18	77
1985	Mark Brown	15	78	18	96
1986	+ John Offerdahl	15	109	26	135
1987	Jackie Shipp	12	63	16	79
1988	John Offerdahl	16	99	18	117
1989	Barry Krauss	16	100	19	119
1990	John Offerdahl	16	98	18	116
1991	Louis Oliver	16	73	15	88
1992	Bryan Cox	16	84	43	127
1993	Bryan Cox	16	87	35	122
1994	Bryan Cox	16	106	41	147
1995	Bryan Cox	16	104	38	142
1996	+ Zach Thomas	16	131	49	180
1997	Zach Thomas	15	107	42	149
1998	Zach Thomas	16	124	36	160
1999	Zach Thomas	16	117	50	167
2000	Brock Marion	16	85	24	109
2001	Zach Thomas	15	112	68	180
2002	Zach Thomas	16	124	71	195

## SACKS

**1968:** Mel Branch, 11.0; **1969:** Bill Stanfill, 8.0; **1970:** Bill Stanfill, 6.0; **1971:** Manny Fernandez, 8.0; **1972:** Vern Den Herder, 10.5; **1973:** Bill Stanfill, 18.5; **1974:** Bill Stanfill, 10.0; **1975:** Vern Den Herder, 11.0; **1976:** Don Reese and Bill Stanfill, 4.0; **1977:** +A.J. Duhe, 7.0; **1978:** Vern Den Herder, 11.0;

## 512 • Year-By-Year Leaders



**1979:** Vern Den Herder, 9.0; **1980:** Kim Bokamper and A.J. Duhe, 5.5; **1981:** Bob Baumhower, 9.0; **1982:** Bob Brudzinski, 4.5; **1983:** Doug Betters, 16.0; **1984:** Doug Betters, 14.0; **1985:** Mike Charles, 7.0; **1986:** Mark Brown, 5.0 (47 yards); **1987:** T.J. Turner, 4.0 (34 yards); **1988:** T.J. Turner, 5.0 (22 yards); **1989:** Jeff Cross, 10.0 (94 yards); **1990:** Jeff Cross, 11.5 (95.5 yards); **1991:** Jeff Cross 7.0 (60 yards); **1992:** Bryan Cox 14.0 (115 yards); **1993:** Jeff Cross 10.5 (62 yards); **1994:** Jeff Cross 9.5 (58.5 yards); **1995:** Bryan Cox 7.5 (46 yards); **1996:** Trace Armstrong 12.0 (81.5 yards); **1997:** Trace Armstrong 5.5 (45 yards); **1998:** Trace Armstrong 10.5 (63 yards); **1999:** Rich Owens 8.5 (61 yards); **2000:** Trace Armstrong 16.5 (96.5 yards); **2001:** Jason Taylor 8.5 (44.5 yards); **2002:** #-Jason Taylor 18.5 (162.5 yards).

+ *Rookie* # - League Leader

## DOLPHINS OFFENSE YEAR BY YEAR

YEAR	PLAYS	FIRST DOWNS	RUSH YARDS	PASS YARDS	TOTAL YARDS	NFL RANK* T-R-P	TOTAL POINTS
1966	884	200	1410	2048	3458	22-21-19	213
1967	847	212	1323	2336	3659	17-18-17	219
1968	892	247	1704	2402	4106	12-15-11	276
1969	878	224	1513	2077	3590	23-23-21	233
1970	827	228	2082	1957	4039	11- 3-20	297
1971	804	232	2429	1983	4412	5- 1-19	315
1972	893	291	2960	2076	5036	1- 1-16	385
1973	776	215	2521	1582	4103	9- 3- 1	343
1974	884	272	2191	2084	4275	11- 4-16	327
1975	896	266	2500	2009	4509	11- 4-20	357
1976	874	267	2118	2268	4386	13-13-10	263
1977	866	267	2366	1961	4327	10- 5-16	313
1978	954	270	2366	2469	4835	13-11-15	372
1979	1006	297	2187	2763	4950	16-17-14	341
1980	1015	284	1876	2688	4564	26-17-24	266
1981	1063	306	2173	3149	5322	16-10-16	345
1982	582	165	1344	1314	2658	19- 3-27	198
1983	1033	314	2150	3045	5195	16-13-19	389
1984	1070	387	1918	5018	6936	1-16- 1	513
1985	1039	361	1729	4114	5843	6-18- 2	428
1986	1011	351	1545	4779	6324	2-25- 1	430
1987	1005	331	1662	3876	5538	4-23- 1	362
1988	963	321	1205	4516	5721	5-28- 1	319
1989	1011	311	1330	4216	5546	7-27- 3	331
1990	975	303	1535	3512	5047	14-22- 5	336
1991	970	312	1352	3889	5241	7-25- 3	343
1992	998	316	1525	3975	5500	5-24- 2	340
1993	1030	309	1459	4353	5812	2-25- 1	349
1994	1078	344	1658	4420	6078	1-13- 2	389
1995	1034	345	1506	4210	5716	8-21- 4	398
1996	1000	293	1622	3543	5165	14-19-11	339
1997	1028	311	1343	3792	5135	11-29- 2	339
1998	1028	269	1535	3395	4930	16-24-10	321
1999	1071	287	1453	3485	4938	20-22-13t	326
2000	945	251	1894	2567	4461	26-14-27	323
2001	953	263	1664	3157	4821	21-23-19	344
2002	1010	318	2502	2890	5392	15- 2-26	378

\*1966-69 are AFL-NFL combined rankings

# DOLPHINS DEFENSE YEAR BY YEAR

YEAR	PLAYS	FIRST DOWNS	RUSH YARDS	PASS YARDS	TOTAL YARDS	NFL RANK* T-R-P	TOTAL POINTS
1966	857	237	1510	3101	4611	19- 7-22	362
1967	843	269	2145	2835	4980	22-25-17	407
1968	808	240	2172	2712	4884	23-22-20	355
1969	851	206	1489	2637	4126	10- 9-16	332
1970	808	226	1453	2551	4004	14- 7-22	228
1971	800	214	1661	2000	3661	5- 8- 6	174
1972	770	186	1548	1749	3297	1- 3- 5	171
1973	878	195	1991	1290	3281	3-12- 1	150
1974	807	208	1624	2182	3806	8- 7-16	216
1975	858	224	1768	2021	3789	6- 5- 6	222
1976	892	268	2411	2670	5081	26-22-28	264
1977	901	227	1749	2233	3982	16- 6-24	197
1978	1021	298	2261	2908	5169	23-16-26	254
1979	938	238	1702	2737	4439	4- 2-12	257
1980	1062	309	2018	3206	5224	14-15-15	305
1981	1039	296	2032	3331	5363	15-14-19	275
1982	548	147	1285	1027	2312	1-24- 1	131
1983	992	288	2037	3002	5139	7-13- 8	250
1966	857	237	1510	3101	4611	19- 7-22	362
1984	1051	314	2155	3265	5420	19-22-14	298
1985	1033	314	2256	3511	5767	23-23-22	320
1986	1058	337	2493	3557	6050	26-27-22	405
1987	1013	314	2198	3247	5445	26-25-21	335
1988	1072	359	2506	3275	5781	26-26-14	380
1989	1045	337	2153	3543	5696	24-25-18	379
1990	968	268	1831	2716	4547	7-16- 3	242
1991	1019	327	2301	3105	5406	25-27-12	349
1992	976	273	1600	2983	4583	10- 6-14	281
1993	1061	332	1665	3485	5150	20-14-21	351
1994	1000	305	1430	3794	5224	19- 6-25	327
1995	1000	309	1675	3569	5244	16-12-19	332
1996	987	306	1536	3655	5191	18-13-22	325
1997	1004	299	1813	3551	5364	26-17-25	327
1998	944	257	1511	2924	4435	3- 6- 6	265
1999	936	252	1476	2928	4404	5- 8- 5	336
2000	995	289	1736	2900	4636	6-14- 5	226
2001	957	283	1779	2829	4608	5-17- 1	290
2002	974	285	1554	3102	4656	3- 5- 8	301

\*1966-69 are AFL-NFL combined rankings

## DOLPHINS IN OVERTIME

LOCATION	W	L	T	WON TOSS	LOST TOSS
HOME*	7	8	1	8	8
ROAD*	5	9	0	6	8
<b>TOTALS</b>	<b>12</b>	<b>17</b>	<b>1</b>	<b>14</b>	<b>16</b>

\* Home record includes 1-1 mark in playoffs; Road record includes 1-0 mark in playoffs

When they have won the toss, the Dolphins are 8-6 (5-3 home, 3-3 road).

When they have lost the toss, the Dolphins are 4-11-1 (2-5-1 home, 2-6 road).

**\*Dec. 25, 1971 – Miami 27, at Kansas City 24 (2 OT):** Chiefs win toss. Jan Stenerud has 42-yard FG attempt blocked by Nick Buoniconti of Dolphins. Teams trade punts. Garo Yepremian misses FG try from 52 yards. K.C. QB Len Dawson is intercepted by Jake Scott and teams trade punts. Yepremian kicks a 37-yard FG at 7:40 of the second overtime.

**Dec. 14, 1975 – at Baltimore 10, Miami 7:** Dolphins win toss. Miami is forced to punt. Colts drive from their own 4 to the Miami 14. Toni Linhart kicks 31-yard FG at 12:44.

**Oct. 17, 1976 – Kansas City 20, at Miami 17:** Chiefs win toss. Kansas City punts and Miami drives to 20-yard line of Chiefs. Norm Bulaich fumbles into end zone and K.C. recovers for touchback. Chiefs drive to Miami 17 and Jan Stenerud kicks 34-yard FG at 14:48.

**Nov. 18, 1979 – at Cleveland 30, Miami 24:** Browns win toss. Brian Sipe throws 39-yard TD pass to Reggie Rucker at 1:59.

**Nov. 20, 1980 – San Diego 27, at Miami 24:** Chargers win toss. San Diego is forced to punt, but Woodrow Lowe intercepts David Woodley at the Miami 40 and returns it to the 12 of the Dolphins. Rolf Benirschke kicks 28-yard FG for Chargers at 7:14.

**Dec. 8, 1980 – at Miami 16, New England 13:** Dolphins win toss. Miami drives from its own 13 to the 5 of New England with the big play being a 54-yard pass to Duriel Harris from David Woodley. Uwe von Schamann kicks 23-yard FG at 3:20.

**Oct. 4, 1981 – at Miami 28, N.Y. Jets 28 (tie):** Jets win toss. Teams trade punts twice. Pat Leahy of Jets misses 48-yard FG attempt near end of OT period.

**Nov. 8, 1981 – Miami 30, at New England 27:** Dolphins win toss. Miami punts, but Bob Brudzinski intercepts Steve Grogan at New England 45 and returns it to 26 of the Pats. Thirteen yards is tacked on for unnecessary roughness on tackle of Brudzinski, before Uwe von Schamann kicks 30-yard FG at 7:09.

**\*Jan. 2, 1981 – San Diego 41, at Miami 38:** Chargers win toss. Rolf Benirschke misses 27-yard FG for San Diego and Uwe von Schamann of Miami has 34-yard FG blocked by Leroy Jones of Chargers. Benirschke kicks 29-yard FG at 13:52.

**Oct. 9, 1983 – Buffalo 38, at Miami 35:** Dolphins win toss. Uwe von Schamann misses FGs of 52 and 43 yards for Miami. Joe Danelo kicks 36-yard FG at 13:58.

**Nov. 18, 1984 – at San Diego 34, Miami 28:** Chargers win toss. Buford McGee runs for 25-yard TD at 3:17.

**Sept. 21, 1986 – at N.Y. Jets 51, Miami 45:** Jets win toss. Ken O'Brien throws a 43-yard TD pass to Wesley Walker at 2:35.

**Dec. 14, 1986 – Miami 37, at L.A. Rams 31:** Dolphins win toss. Dan Marino throws a 20-yard TD pass to Mark Duper at 3:04.

**Oct. 18, 1987 – at N.Y. Jets 37, Miami 31:** Jets win toss. Both teams exchange punts, then interceptions before Jets take over on another Dolphin interception. Pat Ryan passes eight yards to Eddie Hunter with :34 left in OT (at 14:26).

**Oct. 25, 1987 – Buffalo 34, at Miami 31:** Bills win toss. Scott Norwood kicks 27-yard FG at 4:12.

**Oct. 8, 1989 – at Miami 13, Cleveland 10:** Browns win toss. Cleveland drives to Miami 26-yard line, but Matt Bahr misses 44-yard FG. Miami drives 55 yards and Pete Stoyanovich kicks 35-yard FG at 6:28.

**Dec. 9, 1990 – at Miami 23, Philadelphia 20:** Eagles win toss. Both teams exchange punts, then Eagles' Jeff Feagles boots 23-yard punt. Miami drives 35 yards and Pete Stoyanovich kicks 39-yard FG at 12:32.

**Nov. 24, 1991 – Miami 16, at Chicago 13:** Dolphins win toss. Pete Stoyanovich kicks 27-yard FG at 4:11.

**Dec. 22, 1991 – N.Y. Jets 23, at Miami 20:** Dolphins win toss. Miami is forced to punt. Raul Allegre kicks 30-yard FG at 6:15.

**Dec. 27, 1992 – Miami 16, at New England 13:** Patriots win toss. New England is forced to punt. Pete Stoyanovich kicks 35-yard FG at 6:43.

**Jan. 2, 1994 – at New England 33, Miami 27:** Dolphins win toss. Miami is forced to punt. Dolphins intercept pass but are forced to punt. Drew Bledsoe passes 36 yards to Michael Timpson for touchdown at 10:14.

**Oct. 16, 1994 – at Miami 20, L.A. Raiders 17:** Dolphins win toss. Pete Stoyanovich kicks 29-yard FG at 5:46.

**Nov. 20, 1994 – at Pittsburgh 16, Miami 13:** Steelers win toss. Pittsburgh stopped on fourth down. Dolphins forced to punt. Gary Anderson kicks 39-yard FG at 10:19.

**Oct. 8, 1995 – Indianapolis 27, at Miami 24:** Colts win toss. Cary Blanchard kicks 27-yard FG at 4:58.

**Sept. 7, 1997 – at Miami 16, Tennessee 13:** Dolphins win toss. Olindo Mare kicks 29-yard FG at 12:45.

**Oct. 27, 1997 – Chicago 36, at Miami 33:** Dolphins win toss. Both teams exchange punts, then Dan Marino is sacked and fumbles on Dolphins 17-yard line. Jeff Jaeger kicks 35-yard FG at 5:35.

**Oct. 25, 1998 – at Miami 12, New England 9:** Dolphins win toss. Olindo Mare kicks 43-yard FG at 10:24.

**Oct. 23, 2000 – at N.Y. Jets 40, Miami 37:** Dolphins win toss. Marcus Coleman intercepts Jay Fiedler pass then fumbles and Oronde Gadsden recovers. Coleman intercepts Fiedler again. John Hall kicks 40-yard field goal at 8:13.

**\*Dec. 30, 2000 – at Miami 23, Indianapolis 17:** Dolphins win toss. Miami forced to punt. Mike Vanderjagt misses 49-yard field goal wide right. Lamar Smith scores on 17-yard touchdown run at 3:34.

**Dec. 29, 2002 – at New England 27, at Miami 24:** Patriots win toss. Adam Vinatieri kicks 35-yard FG at 12:57.

#### **\*Playoff Game**



# LARGEST COMEBACKS

## DOLPHINS

MARGIN	SCORE/ QUARTER	FINAL SCORE	DATE	OPPONENT
1. 24 points	0-24 (3rd)	34-27	12/15/74	NEW ENGLAND
2. 18 points	3-21 (2nd)	24-21	1/4/86	CLEVELAND*
3. 18 points	3-21 (2nd)	24-21	11/14/71	PITTSBURGH
4. 17 points	0-17 (3rd)	21-17	11/10/68	at Buffalo
17 points	3-20 (2nd)	31-23	11/12/89	at N.Y. Jets
17 points	7-24 (3rd)	28-24	11/27/94	at N.Y. Jets
17 points	0-17 (2nd)	28-20	10/29/00	GREEN BAY

**NOTE:** Miami's largest fourth-quarter comeback was from a 16-point deficit (0-16 to 21-16) against New Orleans on September 28, 1980.

## OPPONENTS

MARGIN	SCORE/ QUARTER	FINAL SCORE	DATE	OPPONENT
1. 23 points	7-30 (4th)	40-37 (OT)	10/23/00	at N.Y. Jets
2. 21 points	0-21 (2nd)	34-31 (OT)	10/25/87	BUFFALO
3. 21 points	3-24 (3rd)	27-24 (OT)	10/8/95	INDIANAPOLIS
4. 18 points	10-28 (2nd)	45-28	10/9/77	at Baltimore
5. 17 points	0-17 (3rd)	21-17	10/14/01	at N.Y. Jets
6. 15 points	6-21 (3rd)	22-21	1/9/95	at San Diego*
15 points	18-33 (4th)	36-33 (OT)	10/27/97	CHICAGO
8. 14 points	0-14 (3rd)	21-24	10/27/68	at Denver
14 points	0-14 (3rd)	31-28	10/3/76	L.A. RAMS
14 points	14-28 (4th)	34-28 (OT)	11/18/84	at San Diego
14 points	7-21 (2nd)	28-21	9/13/87	NEW ENGLAND
14 points	0-14 (1st)	40-21	11/15/87	at Indianapolis
14 points	0-14 (2nd)	34-14	11/26/89	PITTSBURGH
14 points	0-14 (1st)	35-31	9/1/91	at Buffalo
14 points	7-21 (2nd)	27-24 (OT)	12/29/02	at New England

\* Playoff Game

# DOLPHINS' 10 LARGEST MARGINS

## ... OF VICTORY

MARGIN	SCORE	DATE	OPPONENT
1. 52 points	52-0	11/12/72	NEW ENGLAND
2. 44 points	44-0	11/11/73	BALTIMORE
3. 43 points	43-0	10/19/75	at N.Y. Jets
4. 42 points	42-0	9/10/78	at Baltimore
42 points	45-3	11/24/86	N.Y. JETS
42 points	42-0	10/11/87	KANSAS CITY
7. 41 points	55-14	11/24/77	at St. Louis
8. 38 points	45-7	12/20/70	BUFFALO
38 points	41-3	10/17/71	NEW ENGLAND
38 points	52-14	9/3/95	N.Y. JETS

## ... OF DEFEAT

MARGIN	SCORE	DATE	OPPONENT
1. 55 points	62-7	1/15/00	at Jacksonville*
2. 45 points	48-3	9/28/68	KANSAS CITY
3. 41 points	41-0	10/8/67	at Kansas City
41 points	41-0	12/14/97	at Indianapolis

	MARGIN	SCORE	DATE	OPPONENT
5.	35 points	35-0	11/1/70	at Baltimore
	35 points	42-7	10/13/91	at Kansas City
	35 points	38-3	1/9/99	at Denver*
8.	34 points	58-24	9/18/66	at Buffalo
	34 points	44-10	10/2/66	at San Diego
	34 points	34-0	10/12/80	at New England

\* Playoff Game

## DOLPHINS HOME & AWAY

YEAR	HOME	PCT.	ROAD	PCT.	OVERALL	PCT.
1966	2-5	.286	1-6	.143	3-11	.214
1967	4-3	.571	0-7	.000	4-10	.286
1968	1-5-1	.214	4-3	.571	5-8-1	.393
1969	2-3-1	.417	1-7*	.125	3-10-1	.250
1970	6-1	.857	4-3	.571	10-4	.714
1971	6-1	.857	4-2-1	.643	10-3-1	.750
1972	7-0	1.000	7-0	1.000	14-0	1.000
1973	7-0	1.000	5-2	.714	12-2	.857
1974	7-0	1.000	4-3	.571	11-3	.786
1975	5-2	.714	5-2	.714	10-4	.714
1976	3-4	.429	3-4	.429	6-8	.429
1977	6-1	.857	4-3	.571	10-4	.714
1978	7-1	.875	4-4	.500	11-5	.688
1979	6-2	.750	4-4	.500	10-6	.625
1980	5-3	.625	3-5	.375	8-8	.500
1981	6-1-1	.813	5-3	.625	11-4-1	.719
1982	4-0	1.000	3-2	.600	7-2	.778
1983	7-1	.875	5-3	.625	12-4	.750
1984	7-1	.875	7-1	.875	14-2	.875
1985	8-0	1.000	4-4	.500	12-4	.750
1986	4-4	.500	4-4	.500	8-8	.500
1987	4-3	.571	4-4	.500	8-7	.533
1988	4-4	.500	2-6	.250	6-10	.375
1989	4-4	.500	4-4	.500	8-8	.500
1990	7-1	.875	5-3	.625	12-4	.750
1991	5-3	.625	3-5	.375	8-8	.500
1992	6-2	.750	5-3	.625	11-5	.688
1993	4-4	.500	5-3	.625	9-7	.563
1994	6-2	.750	4-4	.500	10-6	.625
1995	5-3	.625	4-4	.500	9-7	.563
1996	4-4	.500	4-4	.500	8-8	.500
1997	6-2	.750	3-5	.375	9-7	.563
1998	7-1	.875	3-5	.375	10-6	.625
1999	5-3	.625	4-4	.500	9-7	.563
2000	5-3	.625	6-2	.750	11-5	.688
2001	7-1	.875	4-4	.500	11-5	.688
2002	7-1	.875	2-6	.250	9-7	.563
<b>TOTALS</b>	<b>196-79-3</b>	<b>.710</b>	<b>143-138-1</b>	<b>.509</b>	<b>339-217-4</b>	<b>.609</b>

\*Includes 38-23 loss to Boston at Tampa

# DOLPHINS MONTH-BY-MONTH

(Regular Season)

YEAR	SEPTEMBER	OCTOBER	NOVEMBER	DECEMBER	RECORD
1966	0-3	2-2	0-4	1-2	3-11
1967	1-1	0-4	1-3	2-2	4-10
1968	0-3	2-1-1	2-2	1-2	5-8-1
1969	0-3	1-2-1	1-4	1-1	3-10-1
1970	1-1	3-1	3-2	3-0	10-4
1971	1-0-1	4-1	4-0	1-2	10-3-1
1972	2-0	5-0	4-0	3-0	14-0
1973	2-1	4-0	4-0	2-1	12-2
1974	2-1	3-1	3-1	3-0	11-3
1975	1-1	4-0	2-2	3-1	10-4
1976	2-1	2-3	1-3	1-1	6-8
1977	2-0	3-2	3-1	2-1	10-4
1978	2-2	4-1	2-2	3-0	11-5
1979	4-1	2-2	3-2	1-1	10-6
1980	3-1	1-3	2-3	2-1	8-8
1981	4-0	1-2-1	2-2	4-0	11-4-1
1982	2-0	0-0	1-1	4-1*	7-2
1983	3-1	3-2	3-1	3-0	12-4
1984	5-0	4-0	3-1	2-1	14-2
1985	3-1	2-2	3-1	4-0	12-4
1986	1-3	2-2	3-2	2-1	8-8
1987	1-1	1-3	3-2	3-1	8-7
1988	1-3	4-1	0-4	1-2	6-10
1989	1-2	3-2	3-1	1-3	8-8
1990	3-1	3-0	3-1	3-2	12-4
1991	2-3	1-2	3-1	2-2	8-8
1992	3-0	3-1	2-3	3-1	11-5
1993	2-1	4-0	3-1	0-5+	9-7
1994	3-1	3-1	2-2	2-2	10-6
1995	3-0	2-3	1-3	3-1	9-7
1996	3-1	1-3	2-2	2-2	8-8
1997	2-2@	3-1	3-2	1-2	9-7
1998	3-0	2-2	3-2	2-2	10-6
1999	2-0	4-1	2-2	1-4^	9-7
2000	3-1	3-1	3-1	2-2	11-5
2001	2-1	2-1	3-1	4-2\$	11-5
2002	3-1	2-1	2-2	2-3	9-7
<b>TOTALS</b>	<b>78-42-1</b>	<b>93-54-3</b>	<b>88-67</b>	<b>80-54</b>	<b>339-217-4</b>

\* Includes January 2, 1983, 34-7 win at Baltimore; + Includes January 2, 1994, 33-27 loss at New England; @ Includes August 31, 1997, 16-10 win over Indianapolis; ^ includes January 2, 2000, 21-10 loss at Washington; \$ includes January 6, 2002, 34-7 win over Buffalo.

## PRIME TIME DOLPHINS

YEAR	DATE	OPPONENT	SCORE		NETWORK	ATTENDANCE
1970	Mon., Nov. 30	at Atlanta	20-7	W	ABC	53,303
1971	Mon., Nov. 29	CHICAGO	34-3	W	ABC	73,071
1972	Mon., Nov. 27	ST. LOUIS	31-10	W	ABC	78,190
1973	Mon., Oct. 15	at Cleveland	17-9	W	ABC	72,070
1973	Mon., Dec. 3	PITTSBURGH	30-26	W	ABC	68,901
1974	Mon., Oct. 7	N.Y. JETS	21-17	W	ABC	61,527
1974	Mon., Dec. 2	CINCINNATI	24-3	W	ABC	71,962
1975	Mon., Sept. 22	OAKLAND	21-31	L	ABC	78,744
1975	Mon., Dec. 1	NEW ENGLAND	20-7	W	ABC	61,963
1976	Mon., Sept. 13	at Buffalo	30-21	W	ABC	77,683



YEAR	DATE	OPPONENT	SCORE		NETWORK	ATTENDANCE
1976	Mon., Nov. 22	BALTIMORE	16-17	L	ABC	62,104
1977	Mon., Dec. 5	BALTIMORE	17-6	W	ABC	68,977
1978	Mon., Oct. 9	CINCINNATI	21-0	W	ABC	54,729
1978	Mon., Nov. 20	at Houston	30-35	L	ABC	50,290
1978	Mon., Dec. 18	NEW ENGLAND	23-3	W	ABC	72,071
1979	Mon., Oct. 8	at Oakland	3-13	L	ABC	52,419
1979	Mon., Nov. 5	HOUSTON	6-9	L	ABC	70,273
1979	Thur., Nov. 29	NEW ENGLAND	39-24	W	ABC	69,174
1980	Mon., Oct. 27	at N.Y. Jets	14-17	L	ABC	53,046
1980	Thur., Nov. 20	SAN DIEGO	24-27	L (OT)	ABC	63,013
1980	Mon., Dec. 8	NEW ENGLAND	16-13	W (OT)	ABC	63,292
1981	Thur., Sept. 10	PITTSBURGH	30-10	W	ABC	74,190
1981	Mon., Oct. 12	at Buffalo	21-31	L	ABC	78,576
1981	Mon., Nov. 30	PHILADELPHIA	13-10	W	ABC	67,797
1982	Mon., Nov. 29	at Tampa Bay	17-23	L	ABC	54,854
1982	Mon., Dec. 27	BUFFALO	27-10	W	ABC	73,924
1983	Mon., Sept. 19	at L.A. Raiders	14-27	L	ABC	57,796
1983	Mon., Nov. 28	CINCINNATI	38-14	W	ABC	74,506
1983	Fri., Dec. 16	N.Y. JETS	34-14	W	ABC	59,975
1984	Mon., Sept. 17	at Buffalo	21-17	W	ABC	65,455
1984	Mon., Nov. 26	N.Y. JETS	28-17	W	ABC	74,884
1984	Mon., Dec. 17	DALLAS	28-21	W	ABC	74,139
1985	Mon., Oct. 14	at N.Y. Jets	7-23	L	ABC	73,807
1985	Mon., Dec. 2	CHICAGO	38-24	W	ABC	75,594
1985	Mon., Dec. 16	NEW ENGLAND	30-27	W	ABC	69,489
1986	Mon., Nov. 10	at Cleveland	16-26	L	ABC	77,949
1986	Mon., Nov. 24	N.Y. JETS	45-3	W	ABC	70,206
1986	Mon., Dec. 22	NEW ENGLAND	27-34	L	ABC	74,516
1987	Sun., Nov. 22	at Dallas	20-14	W	ESPN	56,519
1987	Mon., Dec. 7	N.Y. JETS	37-28	W	ABC	62,592
1987	Sun., Dec. 20	WASHINGTON	23-21	W	ESPN	65,715
1987	Mon., Dec. 28	NEW ENGLAND	10-24	L	ABC	61,192
1988	Mon., Nov. 14	BUFFALO	6-31	L	ABC	67,091
1988	Sun., Nov. 20	NEW ENGLAND	3-6	L	ESPN	53,526
1988	Mon., Dec. 12	CLEVELAND	38-31	W	ABC	61,884
1989	Sun., Dec. 10	NEW ENGLAND	31-10	W	ESPN	55,918
1990	Thur., Oct. 18	NEW ENGLAND	17-10	W	TNT	62,630
1990	Mon., Nov. 19	L.A. RAIDERS	10-13	L	ABC	70,553
1990	Sun., Dec. 9	PHILADELPHIA	23-20	W (OT)	ESPN	67,034
1991	Sun., Nov. 10	NEW ENGLAND	30-20	W	ESPN	56,065
1991	Mon., Nov. 18	BUFFALO	27-41	L	ABC	71,062
1991	Mon., Dec. 9	CINCINNATI	37-13	W	ABC	60,616
1992	Mon., Sept. 14	at Cleveland	27-23	W	ABC	74,765
1992	Mon., Nov. 16	BUFFALO	20-26	L	ABC	70,629
1992	Mon., Dec. 14	L.A. RAIDERS	20-7	W	ABC	67,098
1992	Sun., Dec. 20	N.Y. JETS	19-17	W	ESPN	68,275
1993	Mon., Oct. 4	WASHINGTON	17-10	W	ABC	68,568
1993	Sun., Oct. 24	INDIANAPOLIS	41-27	W	TNT	57,301
1993	Mon., Dec. 13	PITTSBURGH	20-21	L	ABC	70,232
1993	Mon., Dec. 27	at San Diego	20-45	L	ABC	60,311
1994	Sun., Oct. 2	at Cincinnati	23-7	W	TNT	55,056
1994	Sun., Dec. 4	BUFFALO	31-42	L	ESPN	69,358
1994	Mon., Dec. 12	KANSAS CITY	45-28	W	ABC	71,578
1994	Sun., Dec. 25	DETROIT	27-20	W	ESPN	70,980
1995	Mon., Sept. 18	PITTSBURGH	23-10	W	ABC	72,874
1995	Sun., Nov. 5	at San Diego	24-14	W	ESPN	61,996
1995	Mon., Nov. 20	SAN FRANCISCO	20-44	L	ABC	73,080
1995	Mon., Dec. 11	KANSAS CITY	13-6	W	ABC	70,321
1996	Sun., Sept. 8	at Arizona	38-10	W	TNT	55,444
1996	Mon., Sept. 23	at Indianapolis	6-10	L	ABC	60,891
1996	Mon., Nov. 25	PITTSBURGH	17-24	L	ABC	73,489
1996	Mon., Dec. 16	BUFFALO	16-14	W	ABC	67,016
1997	Sun., Sept. 21	at Tampa Bay	21-31	L	TNT	73,314
1997	*Mon., Oct. 27	CHICAGO	33-36	L (OT)	ABC	73,156
1997	Mon., Nov. 17	BUFFALO	30-13	W	ABC	74,155
1997	Sun., Dec. 7	DETROIT	33-30	W	ESPN	72,266
1997	Mon., Dec. 22	NEW ENGLAND	12-14	L	ABC	74,379
1998	Mon., Oct. 12	at Jacksonville	21-28	L	ABC	74,051

YEAR	DATE	OPPONENT	SCORE		NETWORK	ATTENDANCE
1998	Mon., Nov. 23	at New England	23-26	L	ABC	58,729
1998	Sun., Dec. 13	N.Y. JETS	16-21	L	ESPN	74,369
1998	Mon., Dec. 21	DENVER	31-21	W	ABC	74,363
1999	Mon., Sept. 13	at Denver	38-21	W	ABC	75,623
1999	Mon., Oct. 4	BUFFALO	18-23	L	ABC	74,073
1999	Sun., Nov. 7	TENNESSEE	17-0	W	ESPN	74,109
1999	Mon., Dec. 27	N.Y. JETS	31-38	L	ABC	74,230
2000	Sun., Sept. 17	BALTIMORE	19-6	W	ESPN	73,464
2000	Mon., Oct. 23	at N.Y. Jets	37-40	L (OT)	ABC	78,389
2001	Sun., Sept. 9	at Tennessee	31-23	W	ESPN	68,798
2001	Mon., Dec. 10	INDIANAPOLIS	41-6	W	ABC	73,858
2002	Sun., Oct. 13	at Denver	24-22	W	ESPN	75,941
2002	Mon., Nov. 4	at Green Bay	10-24	L	ABC	63,284
2002	Sun., Nov. 10	at N.Y. Jets	10-13	L	ESPN	78,920
2002	Mon., Dec. 9	CHICAGO	27-9	W	ABC	73,609

**TOTALS: 37-30 Monday Night (31-16 home, 6-14 road); 20-6 Other (14-4 home, 6-2 road)**

\* Game originally scheduled for Sun., Oct. 26 postponed to Mon., Oct. 27 due to Game 7 of World Series

## DOLPHINS' 10 LARGEST CROWDS

1966-96 = actual attendance

1997-02 = paid attendance

### HOME (Pro Player Stadium, 1987-02)

ATTENDANCE	DATE	OPPONENT	RESULT
1. 75,283	10/27/96	Dallas	10-29 L
2. 74,379	12/22/97	New England	12-14 L
3. 74,369	12/13/98	N.Y. Jets	16-21 L
4. 74,363	12/21/98	Denver	31-21 W
5. 74,320	11/19/00	N.Y. Jets	3-20 L
6. 74,307	12/10/00	Tampa Bay	13-16 L
7. 74,295	11/21/99	New England	27-17 W
8. 74,259	11/18/01	N.Y. Jets	0-24 L
9. 74,230	12/27/99	N.Y. Jets	31-38 L
10. 74,155	11/17/97	Buffalo	30-13 W

### HOME (Orange Bowl, 1966-86)

ATTENDANCE	DATE	OPPONENT	RESULT
1. 78,939	1/2/72	Baltimore	21-0 W
2. 78,914	11/19/72	N.Y. Jets	28-24 W
3. 78,744	9/22/75	Oakland	21-31 L
4. 78,196	12/24/72	Cleveland	20-14 W
5. 77,596	10/15/72	San Diego	24-10 W
6. 76,801	11/27/72	St. Louis	31-10 W
7. 76,696	12/16/72	Baltimore	16-0 W
8. 76,029	1/6/85	Pittsburgh	45-28 W
9. 75,770	12/23/73	Cincinnati	34-16 W
10. 75,594	12/2/85	Chicago	38-24 W

### ROAD

ATTENDANCE	DATE	OPPONENT	RESULT
1. 103,667	1/30/83	*Washington (at Pasadena)	17-27 L
2. 85,462	1/14/73	*Washington (at L.A.)	14-7 W
3. 84,059	1/20/85	*San Francisco (at Stanford)	16-38 L
4. 80,591	1/16/72	*Dallas (at New Orleans)	3-24 L
5. 80,374	11/18/79	Cleveland	24-30 L
6. 80,368	10/4/92	Buffalo	37-10 W
7. 80,252	9/1/91	Buffalo	31-35 L
8. 80,235	12/23/90	Buffalo	14-24 L
9. 80,208	10/29/89	Buffalo	17-31 L
10. 79,829	9/17/72	Kansas City	20-10 W

\*Super Bowl

**520 • Prime Time Dolphins/Dolphins' 10 Largest Crowds**

# ATTENDANCE

7 home, 7 away from 1966-1977; 8 home, 8 away from 1979-1981, 1983-86, 1988-02; 4 home, 5 away in 1982; 7 home, 8 away in 1987

## TICKETS DISTRIBUTED, REGULAR SEASON

YEAR	HOME TOTAL	HOME AVERAGE	ROAD TOTAL	ROAD AVERAGE	TICKETS DIST.
1966	183,934	26,276	243,276	34,754	427,210
1967	202,874	28,982	256,029	36,576	458,903
1968	216,734	30,962	252,271	36,039	469,005
1969	242,815	34,687	280,957	40,137	523,772
1970	440,141	62,877	348,918	49,845	789,059
1971	482,879	68,982	413,194	59,028	896,073
1972	557,881	79,697	421,503	60,215	979,384
1973	551,270	78,753	474,477	67,782	1,025,747
1974	537,418	76,774	409,643	58,520	947,061
1975	487,758	69,680	424,325	60,618	912,083
1976	400,109	57,158	431,595	61,656	831,704
1977	370,282	52,898	405,979	57,997	776,261
1978	488,068	61,009	434,188	54,274	922,256
1979	498,080	62,260	498,262	62,283	996,342
1980	423,500	52,938	463,890	57,986	887,390
1981	515,103	64,388	468,204	58,526	983,307
1982	247,173	61,975	235,044	47,008	482,217
1983	527,358	65,920	490,497	61,312	1,017,855
1984	542,722	67,840	488,166	61,021	1,030,888
1985	560,447	70,055	514,831	64,354	1,075,278
1986	538,683	67,335	556,232	69,529	1,094,915
1987	476,610	68,087	451,943	56,493	928,553
1988	535,851	66,981	533,744	66,178	1,069,595
1989	492,455	61,557	504,448	63,056	996,903
1990	532,931	66,616	528,665	66,083	1,057,287
1991	507,935	63,492	527,132	65,892	1,035,067
1992	543,995	67,999	539,319	67,415	1,083,314
1993	570,676	71,335	540,515	67,564	1,111,191
1994	593,480	74,185	517,482	64,685	1,110,962
1995	601,954	75,244	528,517	65,940	1,130,471
1996	600,849	75,106	514,408	64,301	1,115,257

## ACTUAL, REGULAR SEASON

YEAR	HOME TOTAL	HOME AVERAGE	ROAD TOTAL	ROAD AVERAGE	ALL ACTUAL
1966	177,349	25,336	237,423	33,918	414,772
1967	189,815	27,116	238,289	34,041	428,104
1968	208,987	29,856	237,849	33,978	446,836
1969	226,348	32,335	264,191	37,742	490,539
1970	413,422	59,060	334,422	47,774	747,844
1971	464,658	66,380	403,174	57,596	867,832
1972	544,162	77,737	414,056	59,151	880,058
1973	442,482	63,212	437,554	62,508	880,036
1974	457,768	65,395	397,324	56,761	855,092
1975	453,353	64,765	401,731	57,390	855,084
1976	358,817	51,260	418,727	59,818	777,544
1977	339,698	48,528	383,253	54,750	722,951
1978	465,251	58,156	421,856	52,732	887,107
1979	455,137	56,892	475,116	59,390	930,253
1980	384,829	48,104	439,024	54,878	823,853
1981	489,292	61,161	459,962	57,495	949,254
1982	239,346	59,837	205,948	43,390	445,294
1983	487,939	60,992	451,995	56,499	939,934
1984	524,874	65,609	471,050	58,883	995,924
1985	542,228	67,812	491,990	61,499	1,034,218
1986	467,288	58,411	529,603	66,200	996,891
1987	394,672	56,382	392,118	49,015	786,790
1988	469,276	58,660	470,243	58,780	939,519



YEAR	HOME TOTAL	HOME AVERAGE	ROAD TOTAL	ROAD AVERAGE	ALL ACTUAL
1989	447,663	55,958	481,003	60,125	928,666
1990	510,359	63,794	508,113	63,514	1,018,472
1991	476,858	59,607	496,006	62,001	972,864
1992	512,576	64,072	505,503	63,188	1,018,079
1993	537,920	67,240	519,542	64,943	1,057,462
1994	558,057	69,757	506,381	63,298	1,064,438
1995	560,917	70,115	501,583	62,698	1,062,500
1996	545,918	68,240	476,379	59,547	1,022,297

## PAID, REGULAR SEASON

YEAR	HOME TOTAL	HOME AVERAGE	ROAD TOTAL	ROAD AVERAGE	PAID TOTAL
1997	574,811	71,851	522,208	65,276	1,097,019
1998	581,784	72,723	546,530	68,316	1,128,314
1999	592,161	74,020	547,485	68,436	1,139,646
2000	589,909	73,738	528,974	66,121	1,118,883
2001	588,127	73,515	531,480	66,435	1,119,607
2002	585,523	73,190	558,981	69,872	1,144,504

## SEASON TICKETS, PRESEASON

YEAR	SEASON TICKETS	PRESEASON HOME	PRESEASON ROAD	PRESEASON TOTAL
1966	12,503	1- 36,366	3- 55,154	4- 91,520
1967	13,050	2- 86,693	3- 39,414	5-126,107
1968	14,924	3-145,257	2- 27,003	5-172,260
1969	17,478	3-140,514	3- 67,759	6-208,273
1970	26,161	4-246,176	2- 46,008	6-292,184
1971	44,834	4-237,753	2- 92,344	6-330,097
1972	69,303	3-222,821	3-161,100	6-383,921
1973	74,961	4-313,411	2-104,550	6-417,961
1974	67,322	3-193,442	3-157,681	6-351,123
1975	49,026	4-213,186	2-107,190	6-320,376
1976	44,494	2-102,338	4-227,598	6-329,936
1977	34,838	2- 81,517	4-218,777	6-300,294
1978	41,456	2- 97,461	*3-142,278	5-239,739
1979	41,140	2- 94,095	2-118,327	4-212,422
1980	38,385	2- 83,331	2-115,230	4-198,561
1981	37,574	2- 82,792	2-102,272	4-185,064
1982	39,208	2- 91,938	2-115,581	4-207,519
1983	42,039	1- 38,735	3-160,308	4-199,043
1984	43,187	1- 46,705	3-147,125	4-193,830
1985	46,435	2- 78,686	2- 78,501	4-157,187
1986	50,729	2- 96,581	2-104,500	4-201,081
1987	63,096	2-129,687	2-113,016	4-242,703
1988	53,839	2-101,065	≠3-152,384	5-253,449
1989	44,869	2- 92,833	2-108,150	4-200,983
1990	45,570	2- 89,586	2-108,853	4-198,439
1991	47,148	2- 94,038	#3-175,064	5-269,102
1992	43,846	2- 92,939	‡3-183,934	5-276,873
1993	47,996	2- 93,129	2-111,181	4-204,310
1994	48,809	2- 98,466	3-161,412	5-259,878
1995	53,606	2-100,301	2-101,174	4-201,475
1996	60,808	2-106,739	2- 90,898	4-197,637
1997	55,373	2-115,182	@3-198,742	5-313,924
1998	56,002	2-121,099	2-117,457	4-238,556
1999	60,042	2-121,038	2-124,347	4-245,385
2000	58,113	2-118,990	2- 92,826	4-211,816
2001	57,803	2-118,990	\$3-147,591	5-266,581
2002	56,115	2-114,043	2-134,440	4-248,483

\* includes 18,355 in Hall of Fame game at Canton, Ohio.

≠ includes 70,535 in American Bowl game in London, England

# includes 51,122 in American Bowl game in Tokyo, Japan

‡ includes 60,813 in American Bowl game in Berlin, Germany

@ includes 104,629 in American Bowl game in Mexico City, Mexico

\$ includes 22,736 in Hall of Fame Game at Canton, Ohio

# HISTORICAL HIGHLIGHTS

---

## 1965

---

- March 3 – Minneapolis lawyer Joseph Robbie meets AFL Commissioner Joe Foss in Washington, and Foss advises Robbie to apply for an expansion franchise in Miami.
- May 6 – Joseph Robbie meets Miami Mayor Robert King High to ascertain the availability of the Orange Bowl stadium, and the mayor agrees to invite the AFL to Miami.
- June 7 – AFL Executive Committee votes to expand in 1966 at a meeting in Monmouth Park, N.J.
- Aug. 16 – AFL awards its first expansion franchise to Joseph Robbie and television star Danny Thomas for \$7.5 million.
- Nov. 27 – Miami picks Kentucky QB Rick Norton and Illinois RB Jim Grabowski in first round of AFL's college draft. Tulsa WR Howard Twilley is selected in 12th round.
- Dec. 16 – Miami Dolphins, Ltd. organizes as a Florida limited partnership. Joseph Robbie becomes Managing General Partner and Danny Thomas Sports, Inc., becomes the other general partner.

---

## 1966

---

- Jan. 15 – Miami picks 31 players from eight teams in AFL expansion draft. One of the draftees, T Norm Evans of Houston, would play 10 seasons at right tackle.
- Jan. 29 – George Wilson becomes first head coach after eight years coaching the Detroit Lions (57-46-6 and NFL champions in 1957) and one year as a Washington assistant.
- June 8 – AFL merges into NFL with Pete Rozelle as commissioner. An AFL-NFL championship game is scheduled for the next January followed by a common draft.
- July 5 – Dolphins open first training camp at St. Petersburg Beach as 83 players report.
- Aug. 7 – Training camp moves to St. Andrews School in Boca Raton, Fla.
- Sept. 2 – Joe Auer returns opening kickoff 95 yards for Dolphin TD in first regular-season game, but Oakland wins, 23-14, at Orange Bowl before 26,776 spectators.
- Oct. 16 – Dolphins end string of nine losses (four in pre-season) by defeating Denver, 24-7, for first win in franchise history.
- Oct. 23 – Miami earns club's first road win with a 20-13 decision over Houston at Rice Stadium.

---

## 1967

---

- March 14 – Miami picks Purdue QB Bob Griese in first round of common draft. Griese is the fourth player selected.
- June 1 – Joseph Robbie and W. H. Keland purchase the interest of Danny Thomas and agree to equalize present holdings in Miami Dolphins, Ltd., whenever either acquires outside holdings.
- Aug. 19 – Record crowd of 50,822 sees first interleague game, which Atlanta wins, 27-17.
- Sept. 17 – QB John Stofa breaks his right ankle shortly after scoring a TD, and rookie Bob Griese directs 35-21 victory over Denver at Orange Bowl. RB Abner Haynes gains 151 yards in season opener. Griese throws 68-yard TD pass to Joe Auer.
- Nov. 26 – Dolphins end eight-game losing streak by defeating Buffalo, 17-14, on a fourth-down, 31-yard TD pass from Bob Griese to Howard Twilley with 1:01 remaining.

---

## 1968

---

- Jan. 30 – Miami picks Syracuse FB Larry Csonka in first round of draft. Csonka is the eighth player selected.
- Aug. 17 – Dolphins gain first interleague victory, 23-7 over Philadelphia at Orange Bowl.
- Aug. 31 – AFL-record crowd of 68,125 at Orange Bowl sees Coach Don Shula's Baltimore Colts win interleague game, 22-13.
- Nov. 24 – Rookie strong safety Dick Anderson returns interception 96 yards for TD in 34-10 victory over Boston at Fenway Park.
- Dec. 8 – QB Bob Griese sets then-club records with 2,473 yards, 186 completions and 21 TDs for season after directing 38-7 victory over Boston at Orange Bowl. Griese misses final game due to bruised knee.

---

## 1969

---

- March 24 – Miami obtains all-time AFL middle linebacker Nick Buoniconti from Boston in trade for QB Kim Hammond and LB John Bramlett.
- May 10 – Pro football realignment for 1970 places Dolphins in AFC East with Boston, Buffalo, New York Jets and NFL's Baltimore.
- May 16 – Joseph Robbie becomes majority owner of Dolphins when he is joined by five Miami businessmen in purchasing the interest of W. H. Keland.
- July 2 – Miami obtains G Larry Little, a native of Miami, from San Diego in trade for CB Mack Lamb.
- Sept. 14 – QB Bob Griese passes for a then-record 327 yards and rookie Mercury Morris returns kickoff 105 yards for TD, but Dolphins lose season opener, 27-21 at Cincinnati.
- Oct. 26 – Dolphins notch first victory after 0-4-1 start as LB Nick Buoniconti helps restrict rookie O.J. Simpson to 12 yards on 10 carries. Miami wins 24-6 over Buffalo at Orange Bowl.
- Nov. 9 – Only 8,374 spectators brave a downpour at Boston College and FB Larry Csonka splashes 54 yards for TD in 17-16 victory over Patriots. QB Bob Griese injures right knee, putting him out for final five games.

---

## 1970

---

- Jan. 27 – Miami obtains WR Paul Warfield from Cleveland in trade for 1970 first-round draft pick.
- Feb. 18 – Don Shula, 40, becomes head coach and vice president after seven years coaching the Baltimore Colts (71-23-4). He succeeds George Wilson, who coached the Dolphins for four years (15-39-2).
- April 11 – Dolphins join scouting combine BLESTO-V.
- April 13 – NFL Commissioner Pete Rozelle gives the Dolphins' 1971 first-round draft pick to Baltimore as compensation for loss of Don Shula.
- April 20 – Don Shula completes coaching staff with Mike Scarry (defensive line), Monte Clark (offensive line), Bill Arnsparger (defensive coordinator), Howard Schnellenberger (offensive coordinator), Carl Taseff (offensive backs) and holdover Tom Keane (defensive backs).
- April 25 – Don Shula meets 47 players for indoctrination camp at University of Miami.
- July 12 – Rookies report to new training headquarters at Biscayne College in North Miami.
- Aug. 29 – Record crowd of 76,712 sees fourth consecutive pre-season victory, 20-13 over Baltimore.
- Oct. 3 – Dolphins post first-ever victory over Oakland, 20-13, as WR Paul Warfield catches two TD passes.
- Oct. 10 – Dolphins post first-ever victory over New York Jets, 20-6, and QB Joe Namath (93-161 for 1,506 yards and 12 TDs in eight previous meetings), 20-6.
- Dec. 20 – Dolphins extend winning streak to six games and clinch franchise's first playoff berth with 45-7 victory over Buffalo at Orange Bowl.
- Dec. 27 – Dolphins drop a 21-14 decision to the Oakland Raiders at the Oakland-Alameda County Coliseum in club's first-ever playoff game.

---

## 1971

---

- Sept. 1 – Miami obtains LB Bob Matheson from Cleveland in trade for 1972 second-round pick and Matheson later becomes key to the 53 Defense.
- Oct. 17 – QB Bob Griese sets NFL record with three consecutive passes for TDs in first quarter of 41-3 victory over New England at Orange Bowl.
- Nov. 7 – Dolphins post first-ever shutout, 34-0 over Buffalo at Orange Bowl, although Bills gained 364 yards.
- Dec. 19 – Record regular-season crowd of 74,215 paid sees Dolphins win first AFC East title by defeating Green Bay, 27-6. FB Larry Csonka becomes club's first 1,000-yard rusher with 1,051 yards, and placekicker Garo Yepremian leads NFL with 117 points.
- Dec. 25 – Dolphins win longest game (82 minutes, 40 seconds) in pro football history, 27-24 at Kansas City, as Garo Yepremian kicks 37-yard field goal in second overtime of AFC semifinal playoff. The victory marked the first postseason win in franchise history.

---

## 1972

---

- Jan. 2 – Dolphins stymie Baltimore, 21-0, for first AFC Championship before 78,629 spectators at Orange Bowl. Colts are scoreless for first time in 97 games and strong safety Dick Anderson returns interception 62 yards for TD.



- Jan. 16 – Dallas rushes for 252 yards in defeating Dolphins 24-3 in Super Bowl VI before 81,035 spectators at Tulane Stadium in New Orleans.
- April 25 – Dolphins claim 16-year pro QB Earl Morrall, age 38, on waivers from Baltimore.
- Oct. 1 – Dolphins end season ticket sale at record 69,303.
- Oct. 15 – QB Earl Morrall replaces injured Bob Griese (broken right leg, dislocated ankle) at Orange Bowl and finishes 24-10 victory over San Diego for 5-0 record.
- Nov 12 – Don Shula becomes first NFL coach to win 100 regular-season games in 10 seasons as Dolphins smother New England, 52-0, with 501 total yards at Orange Bowl.
- Dec. 16 – Dolphins achieve NFL's first 14-0 regular-season record and break NFL rushing record with 2,960 yards by defeating Baltimore 16-0 at Orange Bowl.
- Dec. 31 – QB Bob Griese comes off bench in 7-7 battle in third quarter after 10-game absence and rallies Dolphins to 21-17 victory at Pittsburgh to repeat as AFC Champions.

---

## 1973

---

- Jan. 14 – Dolphins cap a perfect season in Super Bowl VII at Los Angeles by defeating Washington 14-7 for NFL's first unbeaten, untied record. A 28-yard TD pass from Bob Griese to Howard Twilley and interceptions by LB Nick Buoniconti and safety Jake Scott are key plays. Scott, who recorded two interceptions on the day, is named game's MVP, becoming the first defensive back to earn such recognition.
- April 18 – Dolphins surpass NFL record with 74,961 season ticket sales. Kansas City held old record of 72,855 in 1972.
- Sept. 30 – RB Mercury Morris sets single-game rushing record of 197 yards on 15 carries with three TDs (24, 70, 35) in 44-23 win over New England at Orange Bowl.
- Nov. 11 – Dolphins shut out Baltimore for fourth consecutive time, 44-0, as CB Tim Foley returns two blocked punts for TDs at Orange Bowl.
- Dec. 15 – WR Paul Warfield catches four TD passes (21, 7, 16, 4) from Bob Griese in first half of 34-7 victory over Detroit at Orange Bowl. Dolphins compile best two-year record (26-2) in NFL history.
- Dec. 30 – Dolphins rush for 266 yards in defeating Oakland 27-10 for unprecedented third straight AFC Championship at Orange Bowl.

---

## 1974

---

- Jan. 13 – Dolphins overpower Minnesota 24-7 in Super Bowl VIII at Rice Stadium in Houston for second consecutive NFL Championship. FB Larry Csonka gains 145 yards on 33 carries as Dolphins outscore three playoff foes, 85-33. Csonka is honored as game's MVP.
- Jan. 20 – Garo Yepremian kicks five field goals for AFC, including 42- yarder with 21 seconds remaining, for 15-13 victory in Pro Bowl at Kansas City. Yepremian becomes the first Dolphin to be named MVP of the Pro Bowl.
- March 31 – FB Larry Csonka, WR Paul Warfield and RB Jim Kiick sign \$3.3 million package deal in Toronto to play for John Bassett in World Football League.
- July 1 – NFL Players Association declares strike, and Dolphin Managing General Partner Joseph Robbie charges NFLPA with search and destroy mission.
- July 10 – Chicago Tribune Charities cancels July 26 College All-Star Game with Dolphins due to strike.
- July 17 – Seven veterans cross picket line: C Jim Langer, S Jake Scott, TE Jim Mandich, LB Bob Matheson, QB Earl Morrall and RBs Don Nottingham and Mercury Morris.
- Aug. 14 – Strike ends after seven weeks.
- Nov. 17 – Dolphins outlast Buffalo 35-28 at Orange Bowl on 23-yard TD by Don Nottingham with 19 seconds remaining; third time in season that Dolphins score winning points with less than 20 seconds to play.
- Dec. 2 – FB Larry Csonka gains 100 yards for 19th time with 123 yards in 24-3 victory over Cincinnati at Orange Bowl; is Miami's seventh consecutive win on Monday night TV.
- Dec. 15 – Dolphins rally from 24-point deficit to defeat New England 34-27 for 31st consecutive victory (excluding pre-season) at Orange Bowl. QB Earl Morrall passes for 288 yards as Miami closes with 11-3 record.
- Dec. 21 – Raiders spoil Dolphins' bid for third consecutive NFL Championship, 28-26, in AFC semifinal at Oakland on 8-yard TD pass from Ken Stabler to Clarence Davis with 26 seconds remaining.

---

## 1975

---

- Sept. 22 – Winning streak at Orange Bowl stops at 31 games after 31-21 loss to Oakland.

- Oct. 19 – Dolphins intercept Jets QB Joe Namath six times in 43-0 victory at New York.
- Oct. 22 – World Football League folds after losing \$30 million, but three ex-Dolphins remain under contract to John Bassett.
- Nov. 23 – QB Bob Griese suffers torn tendons in right foot during third quarter of 33-17 loss to Baltimore at Orange Bowl.
- Dec. 14 – Dolphins suffer 10-7 loss in overtime at Baltimore on 31-yard FG by Toni Linhart and miss qualifying for playoffs for first time in six years under Don Shula.

---

## 1976

---

- Jan. 22 – Prescription Athletic Turf (grass) approved for Orange Bowl stadium at a cost of \$244,500.
- March 30 – Seattle selects Dolphin original T Norm Evans in expansion draft; Tampa Bay selects LBs Bruce Elia and Doug Swift, who retires to enter medical school.
- Sept. 26 – Dolphins face QB Joe Namath of New York Jets for last time and post 16-0 shutout at Orange Bowl.
- Oct. 17 – WR Howard Twilley, last of Dolphin originals, surpasses 3,000 career yards with eight catches for 104 yards in 20-17 overtime loss to Kansas City at Orange Bowl.
- Dec. 5 – WR Freddie Solomon gains 252 yards in three-TD spectacular that includes 79-yard punt return, 53-yard pass play and 59-yard flanker reverse in 45-27 victory over Buffalo Bills at Orange Bowl.

---

## 1977

---

- March 14 – Dolphins agree to 10-year lease for use of Orange Bowl with three-year cancellation notice. New lease doubles rent to \$45,000 per game, but is less than City of Miami's proposed 10 percent of gross ticket sales.
- May 2 – QB Earl Morrall, age 43, who spent five seasons with the Dolphins, retires after a 21-year career. Morrall passed for 20,809 career yards and guided the Dolphins through most of undefeated 1972 season.
- Sept. 11 – QB Bob Griese, forced to wear eyeglasses because of problems with contact lenses, passes for two TDs in 27-21 pre-season victory at New York Giants.
- Nov. 24 – QB Bob Griese becomes first NFL quarterback since 1972 to throw six TD passes in a game, and Dolphins set records of 55 points and 503 yards in 55-14 rout on Thanksgiving Day at St. Louis.
- Dec. 5 – Rookie RB Leroy Harris gallops 77 yards for longest TD run in Dolphin history, capping a 17-6 victory over Baltimore at Orange Bowl.
- Dec. 15 – Maxwell Club of Philadelphia names QB Bob Griese as its Pro Player of Year.

---

## 1978

---

- Feb. 17 – Chuck Connor, 40, becomes Director of Player Personnel after three years of scouting for BLESTO. He succeeds Bobby Beathard, who resigned Feb. 7 to become general manager of the Washington Redskins.
- April 17 – Dolphins acquire RB Delvin Williams from San Francisco 49ers in exchange for WR Freddie Solomon, S Vern Roberson and picks in the first and fifth rounds of 1978 draft.
- Aug. 25 – QB Bob Griese suffers torn ligaments in left knee during 24-20 pre-season victory at Tampa Bay, and backup Don Strock guides Dolphins to 5-2 record before Griese returns as starter Oct. 22.
- Nov. 5 – A 17-point blitz in first quarter and five quarterback sacks enable Dolphins to upset defending Super Bowl champion Dallas Cowboys, 23-16 at Orange Bowl.
- Nov. 12 – Delvin Williams becomes first 1,000-yard rusher of 1978 with 144 yards and two TDs in 25-24 triumph at Buffalo, marking 18th straight win over Bills. Williams sets Dolphin record of 1,258 yards rushing in season.
- Dec. 10 – LB Larry Gordon intercepts three passes in 23-6 rout of Oakland Raiders at Orange Bowl to clinch wild-card berth in playoffs.
- Dec. 18 – Garo Yepremian ties NFL record with 16th consecutive field goal, capping 23-3 victory over New England and boosting Dolphins to 11-5 record.

---

## 1979

---

- Jan. 8 – Howard Schnellenberger, receivers and passing game coach, is named head coach at the University of Miami.
- Feb. 22 – FB Larry Csonka, 32, re-signs with Dolphins as a free agent after four-year absence in World Football League (1975) and with NFL's New York Giants (1976-78).

- Oct. 14 – Tony Nathan escapes on record 86-yard punt return for TD as Dolphins defeat Buffalo, 17-7, for 20th consecutive win in series.
- Nov. 29 – QB Bob Griese, benched in favor of Don Strock for second straight game, rallies Dolphins to 26 points in second half for 39-24 victory over New England as FB Larry Csonka scores three TDs.
- Dec. 9 – QB Bob Griese completes 17 of 22 passes for 229 yards in 28-10 win at Detroit which clinches AFC East title.
- Dec. 30 – Pittsburgh overpowers Dolphins with 20-point first quarter in 34-14 playoff victory at Pittsburgh, and Steelers eventually win Super Bowl XIV.

---

## 1980

---

- Sept. 5 – Don Shula signs four-year contract through 1983 season, canceling old pact which had one year remaining.
- Sept. 21 – QB Bob Griese wins his 100th game, coming off bench and passing for two TDs in fourth quarter for 20-17 victory at Atlanta.
- Nov. 9 – Rookie QB David Woodley passes for three TDs and runs for another two TDs in stunning 35-14 upset of defending NFC champion Los Angeles Rams at Anaheim.

---

## 1981

---

- Feb. 5 – Six-time All-Pro guard Larry Little, 35, retires following a 14-year career which included 12 years with the Dolphins. He ended with 152 career starts.
- June 25 – QB Bob Griese, the 14th passer in football history to eclipse 25,000 yards, retires following a 14-year career with the Dolphins. He had presided over 101 of the 135 victories in the club's history (101-62-3) and was consensus All-Pro in 1971 and 1977. The six-time Pro Bowl quarterback held records of 1,926 completions in 3,429 attempts, 25,092 yards and 56.2 percent passing accuracy. He guided Miami to Super Bowl triumphs in 1972 and 1973.
- July 1 – Dolphin linebacker Rusty Chambers is killed in an automobile accident in Hammond, La.
- Sept. 10 – Rookie Tom Vigorito rambles 87 yards for record punt-return TD as Dolphins crush Pittsburgh 30-10 before 74,190 fans, the largest Orange Bowl crowd since 1975.
- Sept. 27 – Coach and son clash as Shula Bowl I has Don Shula opposed by Baltimore rookie punt returner David Shula. Dolphins outlast Colts 31-28 for fourth straight win in Baltimore.
- Oct. 4 – Wide receiver Nat Moore sets Dolphin record (since broken) with 210 receiving yards (on seven catches) as Miami and New York Jets play to 28-28 tie.
- Nov. 1 – Shula Bowl II, as the Dolphins defeat the Colts and David Shula 27-0 in Miami.
- Nov. 8 – Don Shula captures 200th NFL coaching victory when linebacker Bob Brudzinski intercepts pass in overtime to set up Uwe von Schamann for 30-yard field goal in 30-27 triumph at New England.

---

## 1982

---

- Jan. 2 – Dolphins overcome 24-0 deficit but succumb in overtime, 41-38, to San Diego in highest-scoring playoff game in history. Rolf Benirschke ends four-hour struggle with 29-yard field goal. It is the first game in NFL history where two quarterbacks, Miami reliever Don Strock and San Diego star Dan Fouts, both passed for more than 400 yards. Orange Bowl crowd of 73,735 comprised fourth sell-out of season.
- Sept. 21 – NFLPA calls players strike with games not resuming until November 21.
- Dec. 12 – In one of the most bizarre incidents in Miami Dolphin history, a work release parolee (Mark Henderson) cleared a space on the snow-frozen turf at New England's Sullivan Stadium that enabled the Patriots to kick a late fourth-quarter field goal and win the game 3-0 before 25,716 fans.
- Dec. 27 – The incredible record of not having won in 16 years in the Orange Bowl continued as the Dolphins scored 20 unanswered points in the second half to defeat the Buffalo Bills 27-10.

---

## 1983

---

- Jan. 8 – For the first time in nine years, the Dolphins win a playoff game, defeating the New England Patriots 28-13 before 68,842 fans at the Orange Bowl.
- Jan. 16 – The Dolphins choke off the San Diego Chargers famed offense and defeat them 34-13 before 71,383 fans. The Chargers were held to only 247 yards in total offense, 203 yards below their league-leading average. The win enabled the Dolphins to reach their fourth conference title game in team history and the first since the 1973 season.



- Jan. 23 – A.J. Duhe sets an AFC playoff record with three interceptions, including one for a 35-yard touchdown romp, as the Dolphins defeat the New York Jets for the third time in one season to win the AFC crown, 14-0.
- Jan. 30 – In Pasadena, California, the Dolphins appear in their fourth Super Bowl, and in spite of leading with only 10 minutes to play, they lose 27-17 to Washington before a sell out crowd of 103,667 at the Rose Bowl and a TV audience estimated at 115 million. Fulton Walker sets a Super Bowl record with a 98-yard kickoff return for a touchdown as he returns four kickoffs for a total of 190 yards.
- April 26 – The Dolphins select quarterback Dan Marino in the first-round of the 1983 draft (27th player overall).
- June 25 – Starting linebacker Larry Gordon dies of a rare heart disease while jogging in Arizona at the age of 28. Gordon had been the Dolphins' first-round draft choice in 1976 out of Arizona State.
- Oct. 9 – Quarterback Dan Marino and wide receiver Mark Duper make their first-ever starts for the Miami Dolphins, with Marino passing for 322 yards and Duper netting seven catches for 202 yards. The offensive explosion produces 971 total yards between the Dolphins and Bills, with Buffalo winning the Orange Bowl encounter, 38-35 in overtime.
- Nov. 28 – Dolphin Owner Joseph Robbie announces the signing of Head Coach Don Shula to a multi-year contract.
- Dec. 2 – Bill Arnsparger, the Dolphins' Assistant Head Coach and mastermind of the team's defense, resigns to become the head coach at Louisiana State University. His resignation is effective at the end of the season.
- Dec. 16 – With starting QB Dan Marino sidelined for the second consecutive game, Don Strock again steps in to help lead Miami to a 34-14 Orange Bowl win over the Jets. Safety Mike Kozlowski breaks open a close game when he returns two interceptions for touchdowns in a 61-second span in the fourth quarter. WR Mark Duper catches four passes for 71 yards to become the first Dolphin receiver to go over the 1,000-yard mark in a single season.
- Dec. 27 – The Dolphins name 54-year-old Chuck Studley as their Defense Coach to replace Bill Arnsparger. Studley had spent the 1983 season as defensive coordinator and then interim head coach of the Houston Oilers.

---

## 1984

---

- March 5 – Miami Dolphin Owner Joseph Robbie announces plans to build a new multi-purpose stadium in north Dade County. Mr. Robbie also announces acquisition of the land and discusses possible stadium funding.
- June 24 – Running back David Overstreet is killed in an automobile accident in Winona, Texas.
- Oct. 7 – The Dolphins beat Pittsburgh 31-7 to move Head Coach Don Shula into third place on the NFL's list for all-time winningest coaches.
- Oct. 21 – Wide receiver Nat Moore catches a 19-yard TD pass from QB Dan Marino for the 58th touchdown of his Dolphin career, surpassing Larry Csonka's all-time club record of 57.
- Nov. 11 – The Dolphins remain the NFL's only unbeaten team as they improve their record to 11-0 (16 straight regular-season wins) with a 24-23 victory over Philadelphia. DE Doug Betters' block of an Eagle PAT with 1:52 remaining in the game seals the win.
- Dec. 2 – The Dolphins lose a 45-34 decision to the Raiders, but QB Dan Marino breaks the all-time NFL record for TD passes in a season with his 37th. His record-breaking touchdown pass, which came on a four-yard toss to Jimmy Cefalo in the first quarter, was the first of four on the day for Marino as he reached the 40-touchdown plateau. He also shatters Dolphin single-game records for most yards passing (470), most completions (35) and most attempts (57).
- Dec. 17 – Miami ends the regular season with the best record in the AFC (14-2) following a 28-21 victory over Dallas. WR Mark Clayton catches three touchdown passes to give him 18 for the season as he eclipses the all-time NFL mark in that category. Dan Marino becomes the first-ever NFL quarterback to pass for over 5,000 yards in a season as he ends up with 5,084. The most prolific passing season in NFL history also consists of 48 touchdown passes, 564 attempts, 362 completions and only 17 interceptions for a franchise record passer rating of 108.9. Both Clayton (73-1,389) and WR Mark Duper (71-1,306) surpass prior Dolphin records for receptions and reception yardage in one season.
- Dec. 20 – QB Dan Marino is named as the NFL's Most Valuable Player by the Associated Press.

---

## 1985

---

- Jan. 6 – The Dolphins defeat the Steelers 45-28 in the AFC Championship game in Miami to earn a berth in Super Bowl XIX.

- Jan. 8 – Joseph Robbie gives the go-ahead to prepare final plans and specifications to construct the new 75,000-seat Dolphin Stadium.
- Jan. 20 – The Dolphins drop a 38-16 decision to the San Francisco 49ers in Super Bowl XIX before 84,059 fans at Stanford Stadium in Palo Alto, California.
- Feb. 15 – Miami names 42-year-old Mel Phillips as its new defensive backfield coach. Phillips comes to the Dolphins after five seasons in the same capacity for the Detroit Lions.
- March 14 – Following a presentation led by Joseph Robbie to NFL owners at the league meetings in Phoenix, Miami is selected as the site for Super Bowl XXIII (1989).
- Sept. 29 – In a game billed nationally as "Marino-Elway I," Miami's Dan Marino wins this one over Denver, 30-26, completing 25 of 43 passes for three TDs and a season-best 390 yards. Veteran WR Nat Moore also produces his top performance of 1985 with the 12th 100-yard game of his career. WR Vince Heflin's first-ever NFL TD, a 46-yard catch, proves to be the game-winner.
- Oct. 9 – The Dolphins acquire All-Pro linebacker Hugh Green from Tampa Bay in exchange for a first- and second-round draft pick in 1986.
- Nov. 10 – Wide receiver Mark Duper, in his first game back after being sidelined for seven weeks with a broken leg, establishes a Dolphin record with 217 reception yards. In addition, his 50-yard scoring catch from Dan Marino with less than a minute remaining gives the Dolphins a 21-17 win over the Jets and the start of an eight-game winning streak.
- Dec. 1 – Owner Joseph Robbie officially breaks ground on the new 75,000-seat Dolphin Stadium.
- Dec. 2 – Led by a swarming defense that produces six sacks and three interceptions, the Dolphins administer the only defeat to be suffered by the eventual Super Bowl champion Chicago Bears, 38-24. A season-high Orange Bowl crowd of 75,594 witness the Monday night affair.
- Dec. 8 – The Dolphins record a 34-24 victory over the Green Bay Packers at Lambeau Field. The mercury at kickoff registers 23 degrees, marking the coldest conditions in which the Dolphins have won a game in franchise history.
- Dec. 31 – Owner Joseph Robbie obtains the construction loan and is granted permanent financing for the new Dolphin Stadium.

---

## 1986

---

- Jan. 4 – The Dolphins rally from a 21-3 deficit to defeat the Cleveland Browns 24-21 in an AFC divisional playoff game. Miami is led offensively by Tony Nathan's 10 receptions for 101 yards and rookie Ron Davenport's two touchdowns.
- Jan. 12 – Despite 20 tackles by LB Bob Brudzinski, the Dolphins commit six turnovers and lose 31-14 to the New England Patriots in the AFC Championship game before 74,978 fans in the Orange Bowl. It marks Miami's first loss in an AFC title game in six tries.
- Jan. 21 – Dolphin C Dwight Stephenson is named the recipient of the NFL's Man of the Year award at a press conference in New Orleans. The award is in recognition of Stephenson's outstanding performance on the playing field and in the community.
- Jan. 22 – The Dolphins announce the retirement of Defensive Line Coach Mike Scarry, a member of Don Shula's staff since 1970. Dan Sekanovich, formerly of the Jets and Falcons, is named to replace him.
- Feb. 19 – Miami appoints Receivers and Quarterbacks Coach David Shula to the position of Assistant Head Coach. In addition, the club names Mike Westhoff as the Special Teams/Tight Ends Coach.
- June 3 – Owner Joseph Robbie plants a ceremonial 30-foot Royal Palm tree to begin a million dollar beautification project near Dolphin Stadium.
- Sept. 6 – Dan Marino signs a multi-year contract to remain as QB of the Dolphins. Two days before, Marino's wife, Claire, had given birth to the couple's first child – Daniel Charles.
- Sept. 21 – Miami suffers a heart-breaking 51-45 overtime loss to the N.Y. Jets in the Meadowlands as Dan Marino reaches 1,500 career attempts to qualify as the NFL's top-ranked passer of all-time. Marino finishes the afternoon 30 of 50 for 448 yards and six TDs. The six TDs are a personal high for Marino and tie the team record held by Bob Griese. Mark Duper (154) and Mark Clayton (174) each have over 100 yards receiving in the game. Standout LB Hugh Green suffers a knee injury which sidelines him for the season.
- Oct. 12 – In what was billed as "Marino-Kelly I," the Dolphins and Dan Marino (24 of 41 for 337 yards) defeat the Buffalo Bills and Jim Kelly (20 of 28 for 218 yards, two INTs) 27-14 at the Orange Bowl.
- Nov. 24 – The N.Y. Jets enter the Orange Bowl with a nine-game winning streak and the league's best record at 10-1. They leave with a 45-3 loss as Lorenzo Hampton rushes for 148 yards and two TDs on 19 carries (7.8 average) including a 54-yard TD run. Hampton's 100 yards snap a streak of 36 regular-season games (41 overall) for Miami

without a 100-yard rusher. Marino completes a personal-high 80.6 percent of his passes (29 of 36) for 288 yards and four TDs.

- Nov. 25 – Less than 24 hours after the memorable 45-3 win over the Jets, General Manager Mike Robbie announces at a press conference that Don Shula has signed a multi-year contract to remain as head coach.
- Dec. 14 – Dan Marino sets an NFL career record with the seventh 400-yard game of his career as he passes for 403 yards in a thrilling 37-31 overtime win in Anaheim, Calif., over the playoff-bound L.A. Rams. Marino completes 29 of 46 with five TDs, including a 20-yarder to Mark Duper in OT to win the game. Marino is named AFC Offensive Player of the Week for his efforts.
- Dec. 22 – The Dolphins play their final game in the Orange Bowl – a 34-27 loss to the New England Patriots. New England captures the AFC East title with the win. The Dolphins finish 21 years in the Orange Bowl with an impressive 110-38-3 (.738) regular-season record. Marino sets NFL single-season records for completions (378) and attempts (623).

---

## 1987

---

- Jan. 8 – Four former Dolphins – Bob Griese, Larry Csonka, Jim Langer and Larry Little – are among a group of 14 finalists under consideration for the 1987 class of enshrinees for the Pro Football Hall of Fame, it is announced by the Hall of Fame in Canton, Ohio.
- Jan. 10 – John Offerdahl is named Old Spice NFL Rookie of the Year
- Jan. 20 – Tom Olivadotti, an assistant for the Cleveland Browns, is named Defensive Coach for Miami. He is put in charge of the overall defense with the prime responsibility of pass defense. Chuck Studley is re-assigned as Linebacker Coach, with prime responsibility of run defense. Linebacker Coach Bob Matheson resigns.
- Jan. 27 – Former Dolphin greets Larry Csonka and Jim Langer are among a group of seven named to the Pro Football Hall of Fame. They join Paul Warfield as the only members of the franchise to earn the honor, with induction scheduled for August 8.
- Aug. 16 – The Dolphins play host to the Chicago Bears in the first game ever played in Joe Robbie Stadium. The date marks the 22nd anniversary of the Dolphin franchise. The Bears put a damper on the festive evening with a 10-3 preseason victory before 63,451. QB Dan Marino (dislocated ring finger on right hand) and LB John Offerdahl (torn right bicep) suffer injuries. Marino is out for three weeks; Offerdahl will miss the first six regular-season games.
- Sept. 22 – NFL Players Association goes on strike; the Dolphins' home contest with New York Giants (first regular-season game in Joe Robbie Stadium) on September 27 is cancelled because of strike.
- Oct. 4 – The Dolphins' "replacement" team takes the field for the first time, traveling to Seattle to meet the Seahawks. The Dolphins lose, 24-20.
- Oct. 11 – Miami's replacement team records a 42-0 shutout victory over the Kansas City Chiefs in the first regular-season game played in Joe Robbie Stadium. Safety Liffort Hobley (two interceptions, 55-yard fumble recovery for a TD, four tackles, two passes defended) is named AFC defensive player of the week for his efforts. Don Shula and Joe Robbie are given game balls by the replacement team following the contest in honor of Miami's first win in the new stadium. The next week (October 18), the replacement team loses its last game, 37-31 in overtime, to the N.Y. Jets at the Meadowlands.
- Oct. 25 – After four missed weeks of action (one game cancellation, three replacement games), the regular Dolphin players return to action. Miami loses 34-31 in overtime at home to the Buffalo Bills. The 21-point comeback by Buffalo is the best ever by an opponent against a Dolphins team.
- Nov. 1 – Don Shula wins his 250th regular-season game as the Dolphins defeat Pittsburgh 35-24 at Joe Robbie Stadium.
- Nov. 29 – The Dolphins suffer their first shutout loss (27-0 at Buffalo) since December 12, 1982 – the famous snowplow game at New England (3-0). The game also sees the end of Dan Marino's streak of 30 straight games with at least one touchdown pass. His string is second all-time to Johnny Unitas' 47.
- Dec. 20 – Miami picks up its final win of 1987 with a 23-21 victory over Washington at Joe Robbie Stadium. The Dolphins lose the following week (December 28) in the '87 finale to New England, 24-10, at home. The Redskins, meanwhile, go on to win Super Bowl XXII, 42-10 over Denver.
- Dec. 30 – RB Troy Stradford is named NFL Offensive Rookie of the Year by the Associated Press.

---

## 1988

---

- Jan. 14 – It is announced that former Dolphins QB Bob Griese is among a group of 15 finalists



under consideration for the 1988 class of enshrinees in the Pro Football Hall of Fame in Canton, Ohio.

- Feb. 29 – Former Dolphin Larry Seiple is named receivers coach. Seiple, who had been out of pro coaching for a year, had been receivers coach at Detroit (1980-84) and Tampa Bay (1985-86).
- July 11 – Training camp opens for the Dolphins at St. Thomas University as Head Coach Don Shula welcomes 109 players – the largest group of players in Shula's tenure as Dolphin head coach.
- July 31 – The Dolphins make their first ever trip abroad and take on the San Francisco 49ers at Wembley Stadium in London for the third-annual American Bowl. Miami comes from behind to defeat the 49ers, 27-21, before 70,535 British fans to open the pre-season.
- Sept. 18 – Miami registers its first win of the season in a 24-17 triumph over the Green Bay Packers. It marks Miami's 18th win in 23 home openers, including 13 straight years, and a 17-2 record under Don Shula. Dan Marino goes over the 20,000-yard mark in career passing yardage and becomes only the 45th quarterback in NFL history to do so.
- Oct. 9 – The Dolphins reverse history by defeating the Raiders, 24-17, at the Los Angeles Memorial Coliseum. It marks Miami's first win ever against the Raiders in their home stadium and the Dolphins' first victory over the Raiders in 10 years. The game is played in 96 degree heat - the warmest game in Dolphins' history.
- Oct. 16 – Miami wins its third consecutive game of the season as the Dolphins defeat the San Diego Chargers, 31-28. Quarterback Dan Marino throws for 329 yards and moves into sole possession of second-place on the NFL's career 300-yard passing games list with his 27th such game (behind only Dan Fouts with 51).
- Oct. 23 – Dan Marino records the second-best single-game passing yardage total in NFL history – 521 yards (Norm Van Brocklin holds the single-game record of 554 yards) and completes 35 of a team record 60 attempts, all to no avail as the N.Y. Jets defeat the Dolphins, 44-30, at Joe Robbie Stadium.
- Oct. 30 – Shula Bowl III – Head Coach Don Shula and his assistant head coach and son, David Shula, are on the opposite side of the field of Mike Shula, a coaches' assistant for Tampa Bay, as the Dolphins defeat the Bucs, 17-14, in Tampa Stadium.
- Dec. 12 – Dan Marino becomes the first quarterback in NFL history to pass for over 4,000 yards four times in a career in the Dolphins' 37-31 win over Cleveland. He also throws for his 193rd career touchdown, setting a new Dolphin record and surpassing the total of former quarterback Bob Griese, who had previously held the mark. Marino tops the record that took Griese 14 seasons to accomplish in only six-plus seasons. Also, receiver Mark Clayton surpasses Nat Moore in the record books as he catches a pass in his 37th consecutive game.

---

## 1989

---

- Jan. 22 – Joe Robbie Stadium hosts Super Bowl XXIII only two-and-a-half years after its initial opening. San Francisco comes back in the final minutes of the game to defeat the Cincinnati Bengals, 20-16. The game marks the first time since Super Bowl XIII (January 21, 1979) that the NFL's championship game is played in Miami.
- Jan. 23 – Dolphin Linebackers Coach Chuck Studley resigns after five seasons with Miami.
- Jan. 25 – Former Miami Hurricanes defensive coordinator Dave Wannstedt joins the Dolphins coaching staff as linebackers coach.
- Feb. 27 – David Shula, the Dolphins' assistant head coach and passing game coordinator, and Dave Wannstedt, the team's linebackers coach, resign their position to accept new posts with the Dallas Cowboys.
- March 1 – George Hill is named the new linebackers coach for the Dolphins, while John Sandusky, the Dolphins' offensive line coach, is promoted to assistant head coach.
- March 6 – Gary Stevens, formerly of the University of Miami, is named quarterbacks/pass offense coach for the Dolphins.
- May 15 – Chuck Connor, the Dolphins director of player personnel for 11 seasons, announces his resignation to join the Atlanta Falcons as director of pro scouting.
- June 12 – Tom Heckert, formerly a college scout with the Tampa Bay Buccaneers and Cleveland Browns, is named Miami's Director of College Scouting.
- Sept. 10 – Jim Kelly scores on a two-yard run on the game's last play to give the Buffalo Bills a 27-24 win over the Dolphins. The loss dropped Miami's record in season openers to 10-13-1 and in home openers to 18-5-1 and it also snapped a 13-game winning streak in home openers, which had been the NFL's longest active home opener winning streak.
- Sept. 17 – In Miami's 24-10 win at New England, Dan Marino throws his 200th career touchdown pass, becoming the 13th player in NFL history to throw for 200 TDs. It was just his 89th

- career game, and he reaches the 200 touchdown pass mark faster than any quarterback in NFL history.
- Oct. 8 – In Miami's 13-10 overtime win vs. Cleveland, Dan Marino goes over 25,000 yards passing in his career, becoming the 25th player in NFL history to reach the 25,000 yards passing milestone. Marino also breaks Bob Griese's Dolphin team record of 25,092 career passing yards.
  - Nov. 5 – Sammie Smith rushes for 123 yards in Miami's 19-13 win over the Indianapolis Colts, the third best single game rushing total ever by a Dolphin rookie. It also breaks a 27-game streak in which the Dolphins did not have a running back gain 100 or more yards.
  - Nov. 12 – Pete Stoyanovich kicks a team-record 59-yard field goal in a 31-23 victory over the New York Jets, a kick that also tied the third longest field goal in NFL history.
  - Nov. 19 – Miami defeats Dallas 17-14 in Shula Bowl IV, as Don Shula extends his record to 4-0 in Shula vs. Shula contests. This time Shula was opposed by son Dave, the Assistant Head Coach of the Cowboys. The win also was the Dolphins' sixth win in their last seven games and moved them into a first-place tie with the Buffalo Bills atop the AFC East.
  - Dec. 3 – Dan Marino goes over 3,000 yards passing for the year in Miami's 26-21 loss at Kansas City. It was his sixth season passing for 3,000 yards and he ties Dan Fouts' NFL record of six 3,000 yard seasons.
  - Dec. 24 – The Dolphins are eliminated from playoff contention with a 27-24 loss to the Kansas City Chiefs in the season finale at Joe Robbie Stadium. The game is played in 40-degree weather, the coldest home game in the history of the Dolphins.

---

## 1990

---

- Jan. 7 – Joseph Robbie, founder and owner of the Dolphins and the driving force behind the construction of Joe Robbie Stadium, dies of respiratory failure at age 73.
- Jan. 12 – The Miami Dolphins and Robbie Stadium Corporation undergo an organization realignment to ensure continued administration of both entities by the Robbie family. Tim Robbie becomes President of the Dolphins, Dan and Janet Robbie are named Executive Vice Presidents of the team, while Eddie Jones is named Executive Vice President and General Manager of the club. In addition, J. Michael Robbie is named Executive Vice President of Robbie Stadium Corporation.
- Jan. 19 – Dolphin President Tim Robbie announces that the Dolphins have signed Don Shula to a three-year contract to remain as head coach.
- Jan. 27 – Former Dolphin great Bob Griese is among a group of seven named to the Pro Football Hall of Fame. The Dolphin quarterback becomes the fourth player in Miami history to earn the honor with induction scheduled for August 4.
- Feb. 7 – Monte Clark, former San Francisco and Detroit Head Coach and Dolphin Assistant Coach, is named Miami's Director of Pro Personnel, while Charley Winner is given expanded duties and is named the club's Director of Player Personnel.
- March 7 – H. Wayne Huizenga, Chairman of the Board and Chief Executive Officer of Blockbuster Video, purchases fifty percent of the Robbie Stadium Corporation (the parent company of Joe Robbie Stadium) as well as a fifteen percent limited partnership in the Miami Dolphins.
- Sept. 9 – Sammie Smith rushes for an opening-day record 159 yards and a touchdown as the Dolphins break a five-year losing streak in season openers with a 27-24 win at the New England Patriots.
- Sept. 16 – Team founder Joe Robbie is the first enshrinee on the "Dolphin Honor Roll" at Joe Robbie Stadium. The Dolphins record a 30-7 triumph over the Buffalo Bills, marking Don Shula's 200th career regular season win as the team's head coach.
- Oct. 18 – In Miami's 17-10 win over the New England Patriots, Don Shula coaches in his 400th career regular season game as a head coach in the NFL.
- Nov. 19 – During halftime of Miami's 13-10 loss to the Los Angeles Raiders, the team's four Hall of Fame enshrinees, Larry Csonka, Bob Griese, Jim Langer and Paul Warfield, are inducted into the "Dolphin Honor Roll."
- Nov. 25 – Miami improves its record to 9-2 and clinches the team's first winning season since 1987 with a 30-13 win over the Cleveland Browns. Also, Dan Marino goes over 30,000 yards passing in his career, becoming the 11th player in NFL history to reach the 30,000-yard mark. It is just his 114th career game, and he reaches the 30,000-yard plateau faster than any quarterback in NFL history.
- Dec. 9 – The Dolphins earn a 23-20 overtime win over the Philadelphia Eagles and clinch the team's first playoff berth since 1985.
- Dec. 16 – In Miami's 24-17 win over the Seattle Seahawks, Dan Marino goes over 3,000 yards passing for the year. It is his seventh season passing for 3,000 yards and he ties Joe Montana's NFL record of seven 3,000-yard seasons.

- Dec. 19 – Richmond Webb becomes the first rookie offensive tackle – and second rookie offensive lineman overall – to be selected to the NFL's annual Pro Bowl contest.
- Dec. 23 – Dan Marino throws his 20th touchdown pass of the season in Miami's 24-14 loss at the Buffalo Bills. It is his eighth season with 20 or more touchdown passes and he ties Johnny Unitas' NFL record of eight 20-plus touchdown seasons.

---

## 1991

---

- Jan. 5 – The Dolphins return to the playoffs after a four-year absence with a 17-16 win over the Kansas City Chiefs in Joe Robbie Stadium. In the contest, Pete Stoyanovich sets an NFL playoff record with a 58-yard field goal.
- Jan. 12 – Miami drops a 44-34 playoff decision at the Buffalo Bills. The teams combine for 78 points – the highest scoring non-overtime playoff game in history. The only higher scoring playoff was Miami's 41-38 overtime loss to the San Diego Chargers on Jan. 2, 1982.
- Jan. 24 – Monte Clark, the Dolphins director of pro personnel, announces his resignation.
- Jan. 27 – Larry Csonka is named to the NFL's all-time Super Bowl Silver Anniversary team.
- Feb. 2 – Richmond Webb is named NFL Rookie of the Year by The Sporting News.
- March 8 – Mike Shula joins the Dolphins as a Coaches' Assistant.
- March 26 – The Robbie Family and Wayne Huizenga purchase 107 acres of land adjacent to Joe Robbie Stadium for additional parking and future development.
- May 23 – At the NFL owners meetings in Minneapolis, Joe Robbie Stadium is selected as the site for Super Bowl XXIX (1995).
- Aug. 3 – The Dolphins make the longest road trip in team history as they travel 14,912 round-trip miles to Tokyo to battle the Los Angeles Raiders at the Tokyo Dome in American Bowl '91. Miami comes from behind to defeat the Raiders, 19-17, before 51,122 Japanese fans.
- Aug. 20 – Dan Marino signs a five-year contract extension to remain as quarterback of the Miami Dolphins.
- Sept. 22 – Don Shula captures the 300th win of his coaching career with Miami's 16-13 win over the Green Bay Packers. With career coaching win number 300, Shula joins the immortal George Halas (324 wins) as the only NFL coaches to win 300 or more games.
- Nov. 10 – In Miami's 30-20 win over New England, both Mark Duper and Mark Clayton surpass Nat Moore's team record of 7,547 career receiving yards. Duper is the first to move past Moore with a 17-yard reception in the first quarter, while Clayton passes Moore with a 32-yard touchdown catch in the fourth quarter.
- Nov. 18 – During halftime of Miami's 41-27 loss to the Buffalo Bills, former Dolphin great middle linebacker Nick Buoniconti is inducted into the Dolphin Honor Roll.
- Dec. 1 – Dan Marino sets an NFL record as he goes over 3,000 yards passing in a season for the eighth time in his career in Miami's 33-14 win over Tampa Bay. Marino entered the 1991 campaign with seven such seasons and was tied with Joe Montana for the record.
- Dec. 9 – Miami defeats Cincinnati 37-13 in Shula Bowl V as Don Shula extends his record to 5-0 in Shula vs. Shula contests. This time, Shula teamed with son Mike, a Dolphins coaches assistant, and was opposed by son David, the receivers coach for the Bengals. In the contest, Dan Marino sets an NFL record by throwing his 20th touchdown pass of the season. It is his ninth season with 20 or more touchdown passes. He entered 1991 with eight such seasons and was tied with Johnny Unitas for the record. Also, Mark Clayton breaks Nat Moore's team record for career TDs (75) and career receiving scores (74) with a 16-yard TD reception in the fourth quarter to give Clayton his 76th career score (75 catch, one punt return) and 75th receiving TD.
- Dec. 15 – Pete Stoyanovich breaks Garo Yepremian's single-season team record of 28 field goals in Miami's 38-30 loss to the San Diego Chargers. Stoyanovich boots his 29th of the year with a 24-yarder in the first quarter. He would go on to hit on 31 field goals during the 1991 season which tied for the league high with Washington's Chip Lohmiller.
- Dec. 22 – The Dolphins drop a 23-20 overtime decision to the New York Jets in a winner-take-all battle for the AFC's final wild card spot. Miami takes a 20-17 lead with just 44 seconds left in regulation on a one-yard scoring toss from Dan Marino to Ferrell Edmunds. However, the Jets move the ball and tie the game at 20-20 on a 44-yard field goal by Raul Allegre with no time left on the clock. New York wins the game in overtime on a 30-yard field goal by Allegre.

---

## 1992

---

- Feb. 1 – Former Dolphin All-Pro center Dwight Stephenson rejoins Miami as assistant offensive line coach.
- Feb. 3 – Hall of Fame defensive tackle Joe Greene is named as the Dolphins' defensive line coach. Greene replaced Dan Sekanovich, who announced his resignation.



- May 20 – Dolphins sign a long-term agreement to build a new training facility at Nova University in Davie, to be ready by the start of the 1993 training camp.
- June 1 – Charley Winner announces his retirement as Miami's Director of Player Personnel. Winner, who had served 37 years in the NFL as a coach and administrator, originally joined the Dolphins in 1981.
- June 4 – Tom Heckert is named as the Dolphins' Director of Player Personnel. Heckert had worked the previous three years as Miami's Director of College Scouting.
- June 12 – Tom Braatz, a 27-year NFL executive with the Atlanta Falcons and Green Bay Packers, is named as Miami's Director of College Scouting.
- July 17 – Don Shula signs a two-year contract extension to continue as the Dolphins' Head Coach through the 1994 season. The extension takes effect at the conclusion of Shula's current contract which expires following the 1992 season.
- Aug. 16 – The Dolphins travel 9,908 round-trip miles and earn a 31-27 preseason win over the Denver Broncos before a crowd of 60,813 fans at Berlin's Olympic Stadium. The game marks the third time overall and second consecutive season that the Dolphins have travelled abroad to play a preseason contest and the win improves Miami's record to 3-0 in games played on foreign soil. The Dolphins join the L.A. Rams as only teams which have recorded wins in contests played in each of the three American Bowl sites (London, Tokyo and Berlin).
- Aug. 31 – Miami's season opening contest, scheduled for September 6 at Joe Robbie Stadium against the New England Patriots, is rescheduled for October 18, the National Football League announces. The date change is made in the aftermath of Hurricane Andrew, which struck the South Florida area on August 25. Both teams originally were off that weekend, based on the NFL's 16-games-over-17-weeks schedule which allows each team one bye during the season. The Patriots and Dolphins will have their Open Week on September 6, which marks the beginning of the 1992 regular season.
- Sept. 29 – The Dolphins dip into the free agent market and sign perennial all-pro tight end Keith Jackson.
- Oct. 4 – The Dolphins improve to 4-0 and take over sole possession of first place in the AFC East for the first time in 34 weeks with a 37-10 win over the Buffalo Bills at Rich Stadium. The win snaps Miami's six-game losing streak to the Bills at Rich Stadium. The Dolphins' last triumph in Buffalo was a 34-24 win on November 16, 1986. With the win, Miami moves ahead of the second-place Bills (4-1) in the AFC East for the first time since the second week of the 1990 season. Individually, safety Louis Oliver records three interceptions and returns one of his INTs for a 103-yard touchdown. Oliver's return ties for the NFL's all-time longest interception return with a 103-yard return by San Diego's Vencie Glenn against Denver on November 29, 1987.
- Oct. 18 – Dan Marino throws four touchdown passes as Miami earns a 38-17 win over the Patriots at Joe Robbie Stadium in a game that is rescheduled from September 6 due to the effects of Hurricane Andrew. Marino throws four-or-more touchdowns in a game for the 17th time in his career and ties the all-time NFL record for most career games with four or more touchdown passes with Johnny Unitas.
- Nov. 16 – During halftime ceremonies of Miami's 26-20 loss to the Buffalo Bills, the 1972 Miami Dolphins team, holders of the only perfect season in NFL history and winners of Super Bowl VII, are honored and inducted into the Dolphin Honor Roll.
- Dec. 20 – The Dolphins clinch the team's second trip to the playoffs in the last three seasons with a 19-17 come-from-behind win over the New York Jets at Joe Robbie Stadium. In the contest, Dolphins quarterback Dan Marino throws the 290th touchdown pass of his NFL career and ties Johnny Unitas for second place on the NFL's all-time touchdown pass list.
- Dec. 23 – Dan Marino is named to his team-record seventh Pro Bowl team. He breaks the former team record of six Pro Bowl appearances which he shared with Bob Griese, Bob Kuechenberg and Jim Langer. In addition, Marino is named as a starter in the NFL's annual all-star game for the fifth time in his career and he ties the team record held by Jim Langer.
- Dec. 27 – The Dolphins clinch the AFC East title with a 16-13 overtime win over the New England Patriots at Foxboro Stadium. Miami closes the regular season with an 11-5 record and coupled with Buffalo's 27-3 loss at Houston later in the day, the Dolphins win the team's first division championship since 1985. In addition, the win marks the 300th regular season victory of Dolphins' Head Coach Don Shula's coaching career.

---

## 1993

---

- Jan. 10 – The Dolphins earn a 31-0 win over the San Diego Chargers in the AFC Divisional Playoffs before a crowd of 71,224 at Joe Robbie Stadium. Miami's 31-point margin of victory is the largest by the team in a playoff game. The previous largest margin of

- victory in the post-season by the Dolphins was three 21-point wins as Miami had a 21-0 win over the Baltimore Colts on Jan. 2, 1972; a 34-13 win over the San Diego Chargers on Jan. 16, 1983; and a 31-10 win over the Seattle Seahawks on Dec. 29, 1984.
- Jan. 17 - The 1992 season comes to a close. Miami suffers five turnovers (two interceptions and three fumbles) as the team drops a 29-10 decision to the Buffalo Bills in the AFC Championship contest before a crowd of 72,703 at Joe Robbie Stadium. The attendance of 72,703 marks the largest crowd to witness a Dolphin game at JRS. The previous high was 71,224 which was set the previous week on January 10 to witness the Dolphins' 31-0 win over San Diego in an AFC Divisional Playoff game.
  - Jan. 26 - Kim Helton is named the team's offensive line coach. John Sandusky, who served as assistant head coach/offensive line, remains with the team as assistant head coach and assumes the responsibility of coaching the tight ends. In addition, assistant offensive line coach Dwight Stephenson resigns to pursue his interests in the construction and real estate business.
  - Jan. 30 - Former Dolphins great Larry Little is among a group of five named to the Pro Football Hall of Fame. The former Dolphin guard becomes the fifth player in Miami history to earn the honor, joining RB Larry Csonka, QB Bob Griese, C Jim Langer and WR Paul Warfield.
  - Feb. 7 - The Dolphin coaching staff leads the AFC to a 23-20 overtime win over the NFC in the Pro Bowl contest played in Honolulu, Hawaii.
  - Feb. 11 - Mike Shula resigns as a coaches assistant and is named as tight end coach of the Chicago Bears.
  - Feb. 22 - Tony Nathan, who spent the past five years as a coaches' assistant on the Miami Dolphins coaching staff, is promoted to offensive backs coach. In addition, Carl Taseff, who served as the team's offensive backs coach since joining the Dolphins in 1970, will become more active in other areas of the football operation, including personnel scouting and evaluation, and will maintain a continued involvement in various coaching responsibilities.
  - May 21 - Kim Helton resigns as offensive line coach to become head coach at the University of Houston. John Sandusky, who served as offensive line coach from 1976-92, resumes his offensive line coaching responsibilities.
  - June 1 - Rich McGeorge is named as assistant offensive line/tight ends coach of the Dolphins.
  - June 4 - Dolphins hold last practice session at St. Thomas University, which had served as host to team's training facility since July 12, 1970.
  - July 11 - Ribbon cutting ceremonies officially open the Dolphins' new training facility on campus of Nova University in Davie, Fla.
  - Sept. 12 - Dan Marino surpasses the 40,000-yard passing mark during Miami's 24-14 loss to the N.Y. Jets. He joins Fran Tarkenton (47,003), Dan Fouts (43,040) and Johnny Unitas (40,239) as the only quarterbacks to gain 40,000 passing yards. Marino attains the 40,000-yard mark in only 153 regular-season games and accomplishes the feat faster than any QB in league history. The previous record for fastest ascent to 40,000 yards was 168 games by Dan Fouts.
  - Oct. 10 - Scott Mitchell comes off the bench and replaces an injured Dan Marino (torn Achilles in right foot) and throws a pair of touchdown passes to lead the Dolphins to a 24-14 win at the Cleveland Browns. Mitchell enters the game just before halftime and completes 10 of 16 passes for 118 yards with two touchdowns and an interception. Mitchell is named as AFC Offensive Player of the Week for his performance against the Browns. Marino is placed on Injured Reserve on October 13 and misses the remainder of the season.
  - Oct. 24 - Dan Marino misses his first starting assignment in 145 consecutive non-replacement regular season games as Miami earns a 41-27 win over Indianapolis. The game marks the first career NFL start at quarterback for Scott Mitchell as he hits on 12 of 19 passes for 190 yards with a touchdown. Mitchell becomes the eighth player to start at quarterback for the Dolphins since Don Shula was named head coach in 1970.
  - Oct. 31 - Don Shula wins the 324th game of his coaching career and ties George Halas for the all-time record for most wins by an NFL head coach as Miami earns a 30-10 win over the Kansas City Chiefs. Shula achieves the coaching milestone in his 31st year (482nd game) of his NFL coaching career as compared to 40 seasons (506 games) for Halas to accomplish the feat. On the field, Scott Mitchell throws for 344 yards and three touchdowns and becomes the first Dolphin quarterback other than Dan Marino to pass for over 300 yards and throw three or more touchdown passes since David Woodley gained 408 yards and threw three scores on October 25, 1981, at the Dallas Cowboys.
  - Nov. 14 - The Dolphins endure another quarterback injury as Scott Mitchell suffers a separated shoulder during Miami's 19-14 win at Philadelphia. The win enables Don Shula to record the 325th triumph of his coaching career as he becomes the winningest coach in NFL history surpassing George Halas. In the contest, Doug Pederson replaces

Mitchell and enters the game in the third quarter with Miami trailing 14-13. He guides the Dolphins to a pair of field goals and the defense holds the Eagles scoreless in the second half to garner the victory.

- Nov. 21 – Steve DeBerg becomes the third player to start at quarterback for the Dolphins in 1993 as he throws for 252 yards and a pair of touchdowns to lead Miami to a 17-13 win over New England. DeBerg, the NFL's oldest player, had joined the team just 11 days prior to the Pats game and was forced into his first start in place of the injured Scott Mitchell.
- Nov. 25 – The Dolphins post a come-from-behind 16-14 win over the defending and eventual Super Bowl champion Dallas Cowboys on Thanksgiving Day on a sleet covered field at Texas Stadium. Miami improves 3-0 on Thanksgiving as the team had posted victories at St. Louis (55-14 on November 24, 1977) and at Dallas (14-7 on November 22, 1973). In the contest, Miami trails 14-13 with just 15 seconds left in regulation and Pete Stoyanovich's 41-yard field goal attempt for the win is blocked by the Cowboys' Jimmie Jones. However, Dallas' Leon Lett attempts to pick up the loose ball and fumbles and Miami's Jeff Dellenbach recovers the ball on the one-yard line with three seconds remaining. Stoyanovich converts on his second chance and boots a 19-yard field goal on the game's final play to win the contest. The win improves Miami's record to an NFL best 9-2, but the team will fail to win another game during the remainder of the season.
- Dec. 13 – During halftime ceremonies of Miami's 21-20 loss to Pittsburgh, former Dolphin great and Hall of Famer Larry Little is honored and inducted into the Dolphin Honor Roll.
- Dec. 14 – Don Shula is named Sports Illustrated Sportsman of the Year. He is the first professional coach to receive the honor.

---

## 1994

---

- Jan. 2 – The Dolphins lose by a 33-27 count in overtime at New England. It is the fifth consecutive loss for the Dolphins and the team is eliminated from the playoffs later in the day as the Raiders rally from a 17-point deficit to win over Denver and qualify for the playoffs.
- Jan. 24 – The trustees of the Miami Dolphins sign a definitive agreement with H. Wayne Huizenga to purchase the Robbie family's interests in the Dolphin franchise. The agreement also includes an option for Huizenga to purchase the Robbies' interest in Joe Robbie Stadium.
- Feb. 8 – Joel Collier joins the Dolphins as a staff assistant, replacing Carl Taseff.
- March 16 – John Gamble is named as the Dolphins' strength coach.
- March 23 – The National Football League clubs approve transfer of the majority interests in the Miami Dolphins from the Robbie family to H. Wayne Huizenga at the annual league meetings in Orlando, Fla.
- June 28 – H. Wayne Huizenga's purchase of the Robbie Family's remaining 85% of the Miami Dolphins as well as their 50% share of the Joe Robbie Stadium is finalized. The closing leaves Huizenga with 100% ownership of both the Dolphins and Stadium.
- July 8 – The Dolphins and WIOD Radio (610 AM) announce the hiring of Bill Zimpfer as the team's play-by-play announcer and "Voice of the Dolphins." Zimpfer replaces Rick Weaver, who had served as play-by-play announcer for the Dolphins since 1970 and announced his retirement at the club's annual awards dinner on May 6, 1993. Zimpfer joins former Dolphin tight end and color analyst Jim Mandich in the broadcast booth.
- July 21 – H. Wayne Huizenga announces that he has entered into a new agreement with Head Coach Don Shula that extends through the 1996 season. Under the new contract extension, Shula assumes the position of Vice President/Head Coach, and also adds an ownership interest in the team.
- Sept. 4 – After missing the final 11 games of the 1993 season with a torn right Achilles' tendon, Dan Marino returns to action as he throws for 473 yards and five touchdowns to lead the Dolphins to a 39-35 win over the New England Patriots at Joe Robbie Stadium. Marino sets an NFL record by throwing for four or more touchdown passes in a game for the 18th time in his career, breaking his tie with Johnny Unitas, and also throws the 300th touchdown pass of his career to join Fran Tarkenton (343 touchdowns) as the only quarterbacks in NFL history with 300-plus career touchdowns.
- Oct. 2 – Shula Bowl VI makes sports history as it marks the first time in the history of the four major American professional sports (football, baseball, hockey and basketball) that a father and son battle as head coaches with Don Shula and the Dolphins taking on his son, Head Coach David Shula, and the Cincinnati Bengals. The elder Shula improves to 6-0 when coaching against teams which feature one of his sons as a coach or player as the Dolphins earn a 23-7 win over the Bengals.



- Oct. 16 – Bernie Parmalee receives two game balls – one for offense and one for special teams – for his performance in Miami's 20-17 overtime win against the Los Angeles Raiders. Parmalee rushes for 150 yards on 30 carries and adds a pair of tackles and a fumble recovery on special teams. In addition, the Dolphins reverse history in the all-time series against the Raiders as Miami records wins in consecutive games against the Raiders for the first time in the history of the series. Miami earned a 20-7 win over the Raiders on December 14, 1992, in the last meeting between the two teams.
- Nov. 13 – Chicago's Kevin Butler boots a 40-yard field goal with 54 seconds left in regulation and James Williams deflects a Dolphins field goal attempt with just seven seconds remaining in the game to give the Bears a 17-14 win over the Dolphins in Shula Bowl VII. Miami Head Coach Don Shula battles his son and Bears tight ends coach Mike Shula in the contest and it marks the first time that the elder Shula lost a game in which one of his sons, David or Mike, were either players or assistant coaches on the opposing NFL team.
- Nov. 27 – Quarterback Dan Marino makes history once again with his famous "Clock Play". With the Dolphins trailing the Jets by 18 points in the second half at the Meadowlands, Marino orchestrates a 28-point second-half outburst, including 22 straight to close the contest, as Miami claims a 28-24 victory. All four scores in the second half occur on Marino to Mark Ingram touchdown passes. The game winning points come on first-and-goal with just 22 seconds to play, when Marino approaches the line of scrimmage, appearing poised to clock the ball. However, he takes everyone in the stadium by surprise as he receives the snap, drops back and tosses an eight-yard touchdown pass to Ingram, who ties the Paul Warfield's single-game record of four touchdowns and 24 points, which Warfield achieved against Detroit on December 15, 1973.
- Dec. 7 – Don Shula suffers a torn Achilles' tendon in his right leg and undergoes surgery on the injury on December 9 by Dr. Peter Indelicato and Dr. Dan Kanell. He misses a regular season practice for the first time in his 25 seasons with the team. Shula returns to practice on December 10 and coaches for the remainder of the season on a golf cart.
- Dec. 12 – Bernie Parmalee rushes for 127 yards and scores a pair of touchdowns (one rushing and one receiving) as the Dolphins clinch a playoff spot with a 45-28 win over the Kansas City Chiefs at Joe Robbie Stadium. In the contest, Dolphins Head Coach Don Shula wins his 318th career regular season game and ties George Halas (318 regular season coaching wins) for the all-time record for most career regular season wins by an NFL coach. Center Dwight Stephenson is inducted into the Dolphin Honor Roll during halftime ceremonies.
- Dec. 25 – The Dolphins earn a 27-20 win over the Detroit Lions and clinch the AFC East title. Miami and the New England Patriots both finish with 10-6 records, however the Dolphins win the division title by virtue of a two-game head-to-head sweep over New England during the 1994 season. Dolphins Head Coach Don Shula wins the 319th regular season game of his coaching career and surpasses George Halas (318 regular season coaching wins) for the all-time record for most career regular season wins by an NFL coach. Miami plays on Christmas Day for the second time in team history with the only other Christmas game for the Dolphins being the longest game in NFL history as Miami earned a 27-24 playoff win in double overtime at Kansas City on December 25, 1971.
- Dec. 27 – Defensive tackle Tim Bowens is named NFL Defensive Rookie of the Year by the Associated Press. He becomes the first Dolphins player to win A.P.'s defensive rookie award since A.J. Duhe in 1977.
- Dec. 31 – Dan Marino throws a pair of touchdown passes to lead the Dolphins to a 27-17 win in a First-Round playoff contest against the Kansas City Chiefs at Joe Robbie Stadium. The game is billed as Marino-Montana III and the duel between the two future Hall of Famers lives up to its pregame hype. Marino completes 22 of 29 passes for 257 yards with two touchdowns and no interceptions and Montana counters by hitting on 26 of 37 passes for 314 yards with two scores and an interception. Marino sets an NFL playoff record as he throws for a touchdown pass in his 11th consecutive post-season game and moves past a tie with Montana (San Francisco/Kansas City) and Ken Stabler (Oakland) for the longest all-time streak in NFL post-season history.

---

## 1995

---

- Jan. 9 – Natrone Means rushes for 139 yards and a touchdown to lead the San Diego Chargers to a 22-21 win over the Miami Dolphins in an AFC Divisional Playoff contest at Jack Murphy Stadium. San Diego took a 22-21 lead with just 35 seconds left in regulation as Stan Humphries threw an eight-yard touchdown pass to wide receiver Mark Seay. The Dolphins had one final chance to win the game as Dan Marino drove

the team to the Chargers' 30-yard line but Pete Stoyanovich's 48-yard field goal attempt with eight seconds left was wide right.

- Jan. 18 – Assistant head coach/offensive line John Sandusky announces his retirement. A veteran of over three decades of NFL coaching (he concluded his 36th season in 1994), Sandusky was one of only two coaches to serve as offensive line coach on a Don Shula coached team. Sandusky was offensive line coach with the Colts (1963-69) and Dolphins (1976-94) under Shula, while Monte Clark coached the offensive line with the Dolphins under Shula from 1970-75.
- Feb. 6 – Monte Clark is named as the team's offensive line coach. Clark enters his third tour of duty with the Dolphins, re-joining the team after having served as head offensive line coach at Stanford University during 1993-94.
- Feb. 9 – Dolphins Executive Vice President and General Manager Eddie Jones signs a two-year contract to remain in that capacity through the 1996 season.
- May 19 – The Miami Dolphins sign a two-year agreement with WCMQ radio (1210 AM) to be the Spanish radio outlet for Dolphins games. WCMQ replaces WQBA radio, which had been the team's Spanish station for the previous 13 seasons.
- Sept. 3 – The Dolphins open the season with an explosive offensive display in a 52-15 win over the N.Y. Jets at Joe Robbie Stadium. The 52 points are the second-highest single-game total in team history (behind 55 points at St. Louis on November 24, 1977). In addition, the game is played in 94-degree weather, making it the warmest home game in team history.
- Oct. 1 – The Shula coaching family again makes sports history as father and son battle as head coaches with Don Shula and the Dolphins taking on his son, Head Coach David Shula, and the Cincinnati Bengals. The elder Shula improves to 7-1 when coaching against teams which feature one of his sons as a coach or player with a 26-23 win at the Bengals.
- Oct. 8 – Dan Marino passes Fran Tarkenton (3,686 completions) to become the NFL's all-time leader in career pass completions with a six-yard toss to fullback Keith Byars during the Dolphins' 27-24 overtime loss at Joe Robbie Stadium. In the contest, Marino suffers knee and hip injuries which force him to miss the next two games (at New Orleans and at the N.Y. Jets).
- Nov. 12 – Dan Marino becomes the NFL's all-time career passing yardage leader as he jumps past Fran Tarkenton (47,003 career yards) with a nine-yard pass to Irving Fryar in the first quarter of the Dolphins' 34-17 loss to the New England Patriots at Joe Robbie Stadium.
- Nov. 26 – Dan Marino tosses a six-yard touchdown pass to fullback Keith Byars with 1:03 remaining in the first half for his 343rd career scoring pass and becomes the NFL's all-time touchdown pass leader (surpassing Fran Tarkenton's 342 TDs) during Miami's 36-28 loss at Indianapolis.
- Dec. 11 – Guard/Tackle Bob Kuechenberg is inducted into the Dolphin Honor Roll during half-time ceremonies of Miami's 13-6 win over Kansas City at Joe Robbie Stadium. In the contest, Dan Marino breaks the last of Fran Tarkenton's major passing records (6,467 career attempts) with an incomplete pass attempt to wide receiver Randal Hill in the fourth quarter. In addition, the game is a sellout and marks the second consecutive season and fourth time overall (also 1972-73) that every home game has been sold out and it is just the second time in team history (also 1973) that every game has been sold out before the television blackout deadline.
- Dec. 24 – The Dolphins post a 41-22 win at St. Louis to finish the regular season with a 9-7 record. The team clinches a playoff berth for the second consecutive season later in the day as the Denver Broncos come from behind late in the contest to win at Oakland and eliminate the Raiders from playoff consideration. Miami's win marks the 347th and final victory in the illustrious head coaching career of Don Shula.
- Dec. 30 – Miami's season ends following a 37-22 loss in an AFC First-Round Playoff Contest in Buffalo. The game is an offensive shootout as the teams combine for an NFL post-season record of 1,038 yards. Dan Marino leads the Dolphins by completing 33 of a career-high 64 pass attempts for 422 yards and a pair of scores, while WR O.J. McDuffie sets team playoff records with 11 catches for 154 yards. The game marks the final contest in Head Coach Don Shula's career.

---

## 1996

---

- Jan. 5 – Don Shula, the winningest coach in the history of the NFL, moves from his role as head coach of the team as he assumes another role within the Dolphins organization. He continues to serve as a partner to owner H. Wayne Huizenga and becomes Vice Chairman of the Board of Directors in addition to his status as a part-owner of the

- team. Shula leaves the sidelines with an overall record 347-173-6 in his 33 years as a head coach, including the last 26 years with the Dolphins (1970-95). He won Super Bowl titles with Miami in 1972 and 1973, posting a combined 32-2 record in those two seasons, and his 1972 team went 17-0, the only undefeated season in NFL annals.
- Jan. 11 – Jimmy Johnson signs a four-year contract to become head coach of the Dolphins, becoming the third head coach in club history, joining George Wilson (1966-69) and Don Shula (1970-95). Johnson joins the team with one of the most successful coaching records in football on both the professional and collegiate levels before spending the previous two years as an NFL analyst for FOX Sports. He is the first head coach in football history to win both a Super Bowl title (Dallas, 1992 and 1993) and a national collegiate championship (Univ. of Miami, 1987).
  - Jan. 16 – Dolphins owner H. Wayne Huizenga announces that Eddie Jones has been named President and Chief Operating Officer of the team, and Jimmy Johnson has been named as the club's General Manager/Head Coach. Jones had spent the last six seasons with the team as the club's Executive Vice President and General Manager.
  - Jan. 17 – The Dolphins name Cary Godette (defensive line), Pat Jones (tight ends) and Bill Lewis (defense nickel package) to the coaching staff. Prior to joining the Dolphins, Godette, who replaces Joe Greene, had served as defensive line coach for the Carolina Panthers in 1995. Jones was head coach at Oklahoma State University from 1984-94, and Lewis was head coach at Georgia Tech University from 1992-94.
  - Jan. 19 – Kippy Brown joins the Dolphins coaching staff as running backs coach, replacing Tony Nathan. Brown had served as running backs coach with the Tampa Bay Buccaneers (1995) and N.Y. Jets (1990-92).
  - Jan. 24 – Bob Ackles is named as the Dolphins Director of Football Operations. Ackles joins the team after serving as Director of Football Administration for the Philadelphia Eagles in 1995 and working three years with the Arizona Cardinals as Director of College Scouting (1992-93) and Assistant General Manager (1994).
  - Feb. 16 – The Dolphins name Larry Beightol as assistant head coach/offensive line, replacing Monte Clark. In addition to his coaching the offensive line, Beightol also assumes additional administrative responsibilities involving the entire football staff. Beightol joins the Dolphins after having served as offensive line coach with the Houston Oilers (1995), N.Y. Jets (1990-94), San Diego Chargers (1989), Tampa Bay Buccaneers (1987-88) and Atlanta Falcons (1985-86).
  - March 1 – The Dolphins name Kevin O'Neill as head athletic trainer and Brad Roll as assistant strength and conditioning coach.
  - April 23 – Dan Marino, who broke every significant passing record in NFL history during the 1995 season, signs a three-year contract through the 1998 season to remain as quarterback of the Miami Dolphins.
  - April 26 – The Jimmy Johnson era officially begins as the Dolphins take the field for the first time in mini-camp under the new Dolphins head coach.
  - Aug. 26 – Pro Player, a sports apparel company, enters into a ten-year agreement with Joe Robbie Stadium, home of the Dolphins since 1987, to re-name the stadium Pro Player Park. The deal is worth \$2 million annually over the term of the contract.
  - Sept. 1 – The Dolphins defeat the New England Patriots, 24-10 at Pro Player Park, in Jimmy Johnson's debut as head coach. Of the three head coaches in team history, Johnson is the only one to record a victory in his initial game. Also, rookie running back Karim Abdul-Jabbar rushes for 115 yards and a TD on 26 carries in Miami's victory over the Patriots, the first Dolphin rookie since Sammie Smith on November 5, 1989, against Indianapolis to rush for 100 yards. He also becomes the first player in Dolphins history to rush for 100 yards in his NFL debut.
  - Sept. 10 – Pro Player Park is re-named Pro Player Stadium.
  - Sept. 15 – On his 35th birthday, quarterback Dan Marino throws for 257 yards and three touchdowns as the Dolphins defeat the New York Jets, 36-27, at Pro Player Stadium. One of the scoring passes is a 74-yard strike to rookie fullback Stanley Pritchett, the longest completion to a Dolphins running back in team history. The win marks the third straight year and fourth time in the last five campaigns that Miami has opened the regular season with three consecutive victories.
  - Oct. 27 – Quarterback Dan Marino plays in his 191st regular season game, against Dallas at Pro Player Stadium. In the process, he breaks Bob Kuechenberg's club career record for regular season games played of 190. The game is witnessed by 75,651 fans, the highest attendance figure in Pro Player Stadium history. The previous high was 75,129 for Super Bowl XXIII between San Francisco and Cincinnati on January 22, 1989. The former record for a Dolphins game was 73,080 for a November 20, 1995 contest against San Francisco.



- Oct. 29 – WQAM Radio (560 AM) signs a five-year contract for broadcast rights to the Dolphins, Florida Marlins and Florida Panthers. Dolphins football will be aired on WQAM beginning in the 1997 season and through the year 2001. The Dolphins' flagship station had been WIOD Radio since the team's inception in 1966.
- Oct. 31 – At the NFL fall meetings in New Orleans, the league awards the 1999 Super Bowl to the city of Miami. The game will be played at Pro Player Stadium.
- Nov. 10 – A 36-yard completion to O.J. McDuffie in the second quarter puts quarterback Dan Marino over the 50,000-yard mark for his career, the first quarterback in NFL history to reach that plateau. His eight-yard completion to Fred Barnett in the second quarter is the 4,000th completion of Marino's career, also making him the first quarterback in league history to achieve that feat. These accomplishments occur in a 37-13 victory over Indianapolis at Pro Player Stadium.
- Nov. 17 – The Dolphins defeat the Houston Oilers, 23-20 at the Astrodome, the 50th career regular season victory for head coach Jimmy Johnson.
- Nov. 25 – At halftime of a 24-17 loss to the Pittsburgh Steelers on Monday Night Football at Pro Player Stadium, former Head Coach Don Shula is inducted into the Dolphin Honor Roll. In that game, running back Karim Abdul-Jabbar rushes for 57 yards on 16 attempts, breaking the club's rookie rushing record of 711 formerly held by Andra Franklin (1981).
- Dec. 16 – On Monday Night Football, the Dolphins record a 16-14 victory over Buffalo at Pro Player Stadium, marking the first time since 1986 that Miami has swept the season series from the Bills. It's also the first time since December 22, 1985, that the Dolphins have defeated Buffalo in the month of December or January, snapping a seven-game losing streak against Buffalo in such games.
- Dec. 22 – In a season-ending 31-28 win at the New York Jets, running back Karim Abdul-Jabbar rushes for 152 yards and a TD on 30 carries. His performance is the fifth-highest single-game total in franchise history, and the second-most by a rookie. It is his fourth 100-yard rushing game of the year, establishing a new club rookie standard, also tying for the second-best mark in team annals. In the process, he also surpasses the 1,000-yard rushing plateau for the season, the sixth Dolphins player to achieve that feat and the first since Delvin Williams in 1978. Abdul-Jabbar's 1,116 rushing yards is the third-best single-season total in team history. He scores on a 17-yard run in the third quarter, his 11th rushing touchdown of the year, tying Ron Davenport's club rookie record, first achieved in 1985.

---

## 1997

---

- Jan. 14 – Miami Dolphins unveil a modified team logo and new uniforms for the 1997 season. The basic logo and team colors remain the same. The sunburst on the logo is more prominently displayed with the elimination of the hashmarks around the sun's perimeters, while the dolphin's features are accentuated by navy highlights. The home and road jerseys added a script "Dolphins" below the collar, and several subtle accents were added to the uniform to highlight and strengthen the team's traditional colors.
- Jan. 25 – Former head coach Don Shula (1970-95), the NFL's all-time winningest coach with 347 victories, is selected for induction into the Pro Football Hall of Fame in Canton, Ohio.
- March 11 – At the NFL spring meetings in Palm Desert, Calif., the NFL Owners approve limited cross ownership, finalizing H. Wayne Huizenga's ownership of the Dolphins.
- March 21 – Eddie Jones signs a two-year contract extension, which runs through 1998, to remain as the team's president and chief operating officer.
- April 17 – Les Koenning, wide receivers coach at Texas A&M the previous three seasons, is named as an offensive assistant.
- April 18 – The Dolphins unveil the first "official" mascot in team history during a press conference at the team's training facility. He makes his public debut on April 19 at the team's Draft Day party at Pro Player Stadium.
- June 3 – Doug Blevins is named as the team's kicking coach.
- June 4 – "T.D." is picked as the name of the Dolphins official team mascot, it is announced at the team's annual Awards Banquet. Sarah Fernandez and her two sons, Nelson and Vincent, win the "Name the Mascot" contest, and receive two tickets to Super Bowl XXXII in San Diego.
- June 13 – Dan Marino signs a one-year contract extension through the 1999 season.
- July 26 – Don Shula becomes the sixth former Dolphin to be enshrined into the Pro Football Hall of Fame in Canton, Ohio. He is inducted along with Mike Haynes, Wellington Mara and Mike Webster.

- Aug. 4 – The Dolphins travel to Mexico City and earn a 38-19 preseason win over the Denver Broncos before a crowd of 104,629 fans at Estadio Guillermo Canedo. The attendance is the most to ever witness a Dolphins game, surpassing the previous high of 103,667 that saw Miami's 27-17 loss to the Washington Redskins in Super Bowl XVII on January 30, 1983, in the Rose Bowl. The game marks the fourth time overall that the Dolphins have travelled abroad to play a preseason contest and the win improves Miami's record to 4-0 in games played on foreign soil. Miami's previous American Bowl games had been in London (1988), Tokyo (1991) and Berlin (1992). The Dolphins became the first NFL team to win four American Bowl contests, and they also became the first team to win an American Bowl matchup in each of the three continents in which the games have been played.
- Aug. 31 – The Dolphins defeat the Indianapolis Colts, 16-10, at Pro Player Stadium in their 1997 season-opener. It's the Dolphins' first-ever regular season game in the month of August. It also marks their sixth consecutive opening-day victory.
- Oct. 5 – The Dolphins defeat the Kansas City Chiefs, 17-14, at Pro Player Stadium, marking the 300th victory in franchise history, including playoffs. The Dolphins become the second team from the old AFL to reach the 300-win plateau. The Oakland Raiders were the first.
- Oct. 27 – After the Dolphins built a 33-18 fourth-quarter lead, the Chicago Bears storm back for 18 unanswered points, including a Jeff Jaeger 35-yard field goal with 5:35 remaining in overtime, to come away with a 36-33 victory on a Monday night at Pro Player Stadium. It equaled the fourth-largest comeback win ever against Miami. The game originally was scheduled to be played on Sunday, October 26, but was pushed back due to Game 7 of the Marlins-Indians World Series.
- Nov. 17 – At halftime of a 30-13 win over the the Buffalo Bills on Monday Night Football at Pro Player Stadium, the Dolphins honor the 25th anniversary of the 1972 Dolphins team, holders of the only perfect season in NFL history and winners of Super Bowl VII.
- Nov. 23 – RB Karim Abdul-Jabbar scores three rushing touchdowns in a 27-24 loss to the Patriots in Foxboro. His third touchdown of the game comes on a one-yard run in the fourth quarter. It is his 13th rushing TD of the year, a new Dolphins record. His 12 rushing scores had been tied with Mercury Morris, Don Nottingham and Larry Csonka.
- Nov. 30 – The Dolphins record a 33-15 victory over the Raiders at the Oakland-Alameda County Coliseum. It's the first-ever win by Miami against the Raiders in Oakland after Miami had dropped each of their previous eight meetings there.
- Dec. 14 – The Dolphins are shut out, 41-0, by the Indianapolis Colts in the RCA Dome. The shutout snaps a streak of 162 consecutive games - the second longest active streak in the NFL at the time - in which the Dolphins had scored. The last time Miami had been held scoreless was on November 29, 1987, in a 27-0 loss at the Buffalo Bills.
- Dec. 22 – In the season finale against New England at Pro Player Stadium, left tackle Richmond Webb starts his 110th consecutive regular season game, a new Dolphins record. His 109 straight starts were tied with Jim Langer. The Patriots win the game, 14-12, giving New England the AFC East title. A win by the Dolphins would have made them AFC East champions, but instead they enter the playoffs as a Wild Card team where they must go on the road to face the Patriots the following week.
- Dec. 28 – The Dolphins drop a 17-3 decision to the New England Patriots in Foxboro in an AFC First-Round Playoff game, Miami's first postseason appearance under Head Coach Jimmy Johnson.

---

## 1998

---

- Jan. 24 – Former Dolphins center Dwight Stephenson (1980-87) is among a group of five who are elected into the Pro Football Hall of Fame.
- Feb. 11 – Dolphins Head Coach Jimmy Johnson announces the following changes to the team's coaching staff: Kippy Brown, the Dolphins' running backs coach for the last two years, is named as offensive coordinator, replacing Gary Stevens; Larry Seiple, formerly the club's wide receiver coach, handles the quarterbacks; Joel Collier, a defensive assistant since 1994, coaches the running backs; Robert Ford, tight ends coach with the Dallas Cowboys since 1991, takes over as Miami's wide receivers coach; and Randy Shannon, an assistant at the University of Miami (Fla.), serves as a defensive assistant on the staff.
- March 23 – Jimmy Johnson signs a one-year contract extension to remain the Dolphins General Manager and Head Coach through the year 2000. Johnson originally signed a four-year contract with the club on January 21, 1996.
- Aug. 1 – Center Dwight Stephenson becomes the seventh former Dolphin to be enshrined into the Pro Football Hall of Fame in Canton, Ohio. He is inducted along with Anthony

Munoz, Mike Singletary, Tommy McDonald and Paul Krause.

- Sept. 6 – The Dolphins defeat the Indianapolis Colts, 24-15, at the RCA Dome, marking Miami's seventh straight opening day victory.
- Sept. 20 – The Dolphins shut out the Pittsburgh Steelers, 21-0, at Pro Player Stadium. It marks Miami's first shutout under Head Coach Jimmy Johnson and their first since November 8, 1992, when they defeated the Colts, 28-0, at the RCA Dome.
- Nov. 29 – In a 30-10 victory over the New Orleans Saints at Pro Player Stadium, quarterback Dan Marino throws three touchdown passes, all to O.J. McDuffie. The second one, a seven-yard strike in the fourth quarter, the 400th TD pass of Marino's career, the first quarterback in NFL history ever to reach that plateau.
- Dec. 21 – The Dolphins record a 31-21 victory over the Denver Broncos at Pro Player Stadium in front of an ABC Monday Night Football audience. The win is Miami's 34th on Monday night, as they surpass Oakland as the winningest team in MNF history.
- Dec. 27 – In a season-ending 38-16 loss to the Falcons in Atlanta, wide receiver O.J. McDuffie catches five passes for 82 yards. His second reception of the afternoon, a 28-yard catch in the second quarter, is his 87th of the season, surpassing Mark Clayton (86 in 1988) as the Dolphins' single-season reception leader. McDuffie finishes the year with an NFL-high 90 receptions, the first Dolphin ever to lead the league in this category.

---

## 1999

---

- Jan. 2 – The Dolphins defeat the Buffalo Bills, 24-17, in an AFC First-Round Playoff game at Pro Player Stadium. It represents Miami's first-ever playoff win under Head Coach Jimmy Johnson, and their first since December 31, 1994, when they posted a 27-17 victory over the Kansas City Chiefs in a First-Round contest at Pro Player Stadium.
- Jan. 14 – Dave Wannstedt, head coach with the Chicago Bears from 1993-98, is named the Dolphins' assistant head coach.
- Jan. 21 – Paul Boudreau is named offensive line coach, replacing Larry Beightol.
- March 2 – Eddie Jones signs a three-contract to remain as the team's President and Chief Operating Officer.
- June 15 – Dan Marino signs a two-year contract extension through 2001.
- Sept. 13 – The Dolphins defeat the two-time defending Super Bowl champion Denver Broncos, 38-21, in a season-opening Monday night game at Mile High Stadium. The win was the 300th during the regular season in Dolphins history.
- Oct. 10 – The Dolphins set a franchise record by posting 25 fourth-quarter points, and in the process erase a pair of nine-point deficits to earn a 34-31 triumph over the Colts at the RCA Dome. Quarterback Dan Marino throws a pair of touchdowns in the final period, including a two-yard strike to Oronde Gadsden with 27 seconds to play, lifting Miami to victory. It marks the 35th time in Marino's career that he has led the Dolphins back from a fourth-quarter deficit for a win.
- Oct. 17 – Dan Marino completes an eight-yard pass to Tony Martin in the first quarter against the New England Patriots at Foxboro Stadium. The completion, the first and only one of the game for Marino, puts him over the 60,000-yard passing plateau for his career, the only quarterback in NFL history to attain that mark. Marino leaves the game following the next series with a shoulder injury, forcing him to miss the next five contests. Damon Huard relieves Marino with the Dolphins trailing 7-0. After his first attempt in picked off and returned for a touchdown by Ty Law, Huard goes on to complete 24 of 42 passes for 240 yards with two touchdowns in leading the Dolphins to a 31-30 victory. The game-winning points occur on a five-yard TD pass to Stanley Pritchett with 23 seconds remaining in the game. The Dolphins become the first team in NFL history to win back-to-back road games when trailing by seven or more points after the third quarter.
- Oct. 24 – Against Philadelphia on October 24 at Pro Player Stadium, Dan Marino sits out the first of five straight games with a shoulder injury. The Eagles games snaps a string of 46 straight games in which Marino had started, the third-longest current streak among NFL signal callers at the time. Prior to this game, the last time Marino missed a game was on October 20, 1996, also against the Eagles, at Veterans Stadium.
- Dec. 5 – Former wide receiver Nat Moore becomes the 12th member of the Dolphin Honor Roll during halftime ceremonies against the Indianapolis Colts at Pro Player Stadium.
- Dec. 12 – Kicker Olindo Mare accounts for two field goals against the Jets at Giants Stadium. His first field goal of the game, a 24-yarder, was his 32nd of the season, breaking Pete Stoyanovich's club single-season records of 31, which Stoyanovich had set in 1991.
- Dec. 21 – Cornerback Sam Madison, kicker Olindo Mare and linebacker Zach Thomas are



named to the AFC Pro Bowl squad, the first selection for all three. Madison becomes the first cornerback in team history to be voted to the Pro Bowl squad.

- Dec. 27 – Kicker Olindo Mare boots a 37-yard field goal against the Jets in a Monday night game at Pro Player Stadium. The field goal was his 38th of the season, as he became the NFL's single-season field goal leader, surpassing John Kasay, who had amassed 37 field goals with Carolina in 1996.

---

## 2000

---

- Jan. 2 – In a 21-10 loss to the Washington Redskins at FedEx Field, Olindo Mare kicks a 39-yard field goal, his 39th and final of the 1999 season, extending his NFL record of most field goal made in a single season.
- Jan. 9 – The Dolphins defeat the Seattle Seahawks, 20-17, in an AFC First-Round Playoff game at the Kingdome, the final football game at the stadium. The win is Miami's first road playoff victory since they defeated the Pittsburgh Steelers in the 1972 AFC Championship Game at Three Rivers Stadium. Quarterback Dan Marino completes 17 of 30 passes for 196 yards with one touchdown and no interceptions in the victory, in which he guided a late drive that led to the game-winning touchdown with 4:48 remaining.
- Jan. 15 – The Dolphins drop a 62-7 decision to the Jacksonville Jaguars in an AFC Divisional Playoff game at ALLTEL Stadium. The contest would be the final one in the playing career of quarterback Dan Marino and coaching career of Jimmy Johnson.
- Jan. 16 – Jimmy Johnson, the Dolphins' General Manager/Head Coach since 1996, retires. Dave Wannstedt, the team's Assistant Head Coach in 1999, is named Head Coach.
- Jan. 24 – Jim Bates is named defensive coordinator, replacing George Hill. Clarence Brooks is named defensive line coach, replacing Cary Godette.
- Feb. 1 – Chan Gailey, the Head Coach with the Dallas Cowboys from 1998-99, is named offensive coordinator, replacing Kippy Brown. Randy Shannon, a defensive assistant with the Dolphins from 1998-99, is promoted to linebackers coach.
- Feb. 7 – Mike Shula, the offensive coordinator with the Tampa Bay Buccaneers from 1996-99, re-joins the Dolphins as quarterbacks coach, replacing Larry Seiple. Shula previously had served as an assistant on Miami's coaching staff from 1991-92. Judd Garrett is named as an offensive assistant, and Robert Nunn is named as a defensive assistant.
- Feb. 10 – Quarterback Dan Marino, the Dolphins' first-round draft choice in 1983 and the NFL's all-time leading passer, voids the final two years of his contract, thus becoming a free agent.
- Mar. 7 – The Dolphins sign 12-year veteran running back Thurman Thomas to a three-year contract as a free agent. Thomas, who played with Buffalo for each of the first 12 years of his career and was a member of four Bills Super Bowl teams, is the all-time leading rusher against the Dolphins.
- Mar. 13 – Dan Marino announces his retirement from professional football.
- Apr. 14 – The Dolphins unveil Dan Marino's permanent encased locker at the team's Nova Southeastern University training facility, the first of its kind in club history.
- Apr. 28 – The Dave Wannstedt era officially begins as the Dolphins take the field for the first time in minicamp under the new Dolphins head coach.
- May 3 – The Dolphins name Rick Spielman as Vice President-Player Personnel. Spielman had served as Director of Pro Personnel with the Chicago Bears since 1997.
- June 12 – Huizenga Holdings, Inc., the private company that represents many of the non-publicly traded business interests of the Huizenga family, announces that it retained the investment banking firm of Morgan Stanley Dean Whitter to explore strategic alternatives regarding the financial structure of the Miami Dolphins and Pro Player Stadium. Alternatives include the potential of additional investors in the team and the stadium, as well as naming rights for the stadium.
- Aug. 21 – The portion of N.W. 199 Street in front of Pro Player Stadium is re-named "Dan Marino Boulevard". The new address for the Dolphins' home becomes 2269 Dan Marino Boulevard.
- Aug. 23 – More than 50,000 fans show up at Pro Player Stadium for the public tribute to Dan Marino. The night's festivities include appearances by the five other members of the famed quarterback "Class of '83" – John Elway, Jim Kelly, Todd Blackledge, Tony Eason and Ken O'Brien – as well as former Dolphins Head Coach Don Shula and former Steelers quarterback Terry Bradshaw. The band "Hootie and the Blowfish" provide the musical entertainment, while the four-hour event concludes with a gala fireworks display.
- Sept. 3 – Jay Fiedler opens at quarterback in the Dolphins' season-opener against Seattle at Pro Player Stadium. Fiedler is the first quarterback to start on opening day for the

Dolphins other than Dan Marino since 1983. Fiedler completes 15 of 24 passes for 134 yards with one touchdown and no interceptions in the Dolphins' 23-0 win, the third shutout victory on opening day in franchise history and the first since 1983.

- Sept. 17 – The Dolphins defeat the eventual Super Bowl champion Baltimore Ravens, 19-6, in a game that was played through a steady rain at Pro Player Stadium. At halftime of the game, former quarterback Dan Marino has his jersey No. 13 retired, the second Dolphin ever to receive that honor. He also becomes the 13th member of the Dolphin Honor Roll.
- Oct. 8 – For the first time since September 21, 1997 at Tampa Bay, the Dolphins wear their white jerseys with white pants in a 22-13 victory over Buffalo at Pro Player Stadium.
- Oct. 23 – On a Monday night at the Meadowlands, the Dolphins hold a commanding 30-7 fourth-quarter lead over the New York Jets. The Jets, however, post 30 of the 37 points scored in the fourth quarter to send the game into overtime, where John Hall ended the four hour, ten minute epic with a 40-yard field goal, 6:47 into the extra period. It was the largest comeback win ever against the Dolphins, while it also marked the longest game in the 31-year history of ABC Monday Night Football.
- Dec. 10 – In a 16-13 loss to Tampa Bay at Pro Player Stadium, running back Lamar Smith rushes for 79 yards and surpasses the 1,000-yard rushing plateau for the season. Smith becomes the first Dolphin to accomplish the feat since Karim Abdul-Jabbar in 1996 and the fifth player overall to do it.
- Dec. 24 – The Dolphins earn a 27-24 victory over the Patriots on Christmas Eve at Foxboro Stadium to claim the 16th AFC East title in club history and the first since 1994. Thirty-five minutes following the apparent conclusion of the game, both teams were summoned back onto the field after it was determined that three seconds still remained with the Patriots having the ball at their own 40. Michael Bishop's final pass attempt of the game fell incomplete at about the Dolphins' 25.
- Dec. 30 – The Dolphins erase a 14-0 third-quarter deficit by scoring 23 of the next 26 points en route to a 23-17 overtime win against the Colts in an AFC First-Round Playoff game at Pro Player Stadium. It marks the second-largest comeback win in Dolphins postseason annals. The winning points are scored on a 17-yard run by running back Lamar Smith with 3:34 to play in the first overtime. It caps a day in which Smith set an NFL playoff record with 40 rushing attempts. His 209 rushing yards is the second-highest figure in NFL playoff history and the most-ever by a Dolphin (regular season or postseason) at the time.

---

## 2001

---

- Jan. 6 – The Raiders defeat the Dolphins, 27-0, in a Divisional Playoff game in Oakland. It is the first time that Miami has been shutout in 38 postseason contests.
- Jan. 15 – Keith Armstrong is named special teams coach, replacing Mike Westhoff, and Tony Wise is hired as offensive line coach, replacing Paul Boudreau.
- Jan. 27 – Former linebacker Nick Buoniconti, who anchored Miami's "No-Name" defense, leading the Dolphins to two straight Super Bowl victories, becomes the eighth former Dolphin to be elected into the Pro Football Hall of Fame, and the first defensive player.
- Feb. 2 – Head Coach Dave Wannstedt signs a one-year contract extension through the 2003 season.
- Mar. 1 – Bob Sanders is named linebackers coach, replacing Randy Shannon, who became the defensive coordinator at the University of Miami.
- Apr. 30 – Offensive tackle Richmond Webb, the Dolphins first-round draft choice in 1990 and a seven-time Pro Bowl selection, officially ends his tenure with the Dolphins when he signs a three-year contract with the Cincinnati Bengals as an unrestricted free agent.
- May 9 – Vice President of Player Personnel Rick Spielman signs a one-year contract extension through the 2003 season. In addition, Ron Labadie is promoted to Director of College Scouting, after serving as the Dolphins' midwest scout since 1990. Tom Braatz, the team's Director of College Scouting since 1992, is named as a scout, and John Crea is named as the Dolphins' midwest area scout.
- June 4 – George Paton is named Director of Pro Personnel, replacing Tom Heckert, Jr., who was named Director of Player Personnel with the Philadelphia Eagles.
- Aug. 4 – Former linebacker Nick Buoniconti is inducted into the Pro Football Hall of Fame, the eighth Dolphin and first defensive player to earn that honor.
- Sept. 9 – The Dolphins record their tenth consecutive opening day victory with a 31-23 decision over the Tennessee Titans in Miami's first-ever visit to Nashville's Adelphia Coliseum. Among the Dolphins' four touchdowns on the night was a Zach Thomas 34-yard interception return for a touchdown, the fourth of his career, setting a new club all-time record.

- Sept. 13 – In the wake of the September 11 terrorist attacks, the NFL announces that it will cancel games for the weekend of September 16-17. The Dolphins game against the Buffalo Bills at Pro Player Stadium is re-scheduled for Sunday, January 6.
- Dec. 10 – The Dolphins earn a resounding 41-6 victory over the Indianapolis Colts on a Monday night at Pro Player Stadium, the last game that these two teams would play as AFC East opponents, prior to realignment in 2002. For the Dolphins, it was their 36th victory on Monday Night Football, as they surpassed San Francisco as the winningest team in MNF history.
- Dec. 16 – The Dolphins are handed a 21-0 shutout by the San Francisco 49ers at 3Com Park. Coupled with their 24-0 loss to the Jets at Pro Player Stadium on November 18, it marks just the third time in franchise history and the first time since 1970 that the Dolphins suffer two shutout losses in the same season.
- Dec. 22 – Playing their third game in 13 days, the Dolphins drop a 20-13 decision to the New England Patriots, in the last regular season game ever played at Foxboro Stadium.
- Dec. 30 – With a 21-14 win over Atlanta at Pro Player Stadium, the Dolphins clinch their fifth playoff appearance in a row, as they become the only NFL team to reach the postseason in each of the last five years, a span ranging from 1997-01.

---

## 2002

---

- Jan. 6 – In a game that was originally scheduled to be played on September 16, but cancelled because of terrorist attacks, the Dolphins clinch a home First-Round Playoff game with a 34-7 season ending win over Buffalo, just the fourth time in team history that the Dolphins have played a regular season game in the month of January. On the game's final play, Brock Marion picks off a Travis Brown pass and races 100 yards for a touchdown, as the Dolphins establish a club single-season record for interception returns for touchdowns (five) and defensive touchdowns (six).
- Jan. 28 – Bryan Wiedmeier is promoted to Executive Vice President and Chief Operating Officer and Rick Spielman is promoted to Senior Vice President – Football Operations/Player Personnel.
- Feb. 5 – The Dolphins name Norv Turner as their Assistant Head Coach/Offensive Coordinator, taking over from Chan Gailey, who had been named Head Coach at Georgia Tech. In addition to serving as Head Coach with the Washington Redskins from 1994-00, Turner also was the offensive coordinator with both Dallas (1991-93) and San Diego (2001).
- Feb. 13 – Head Coach Dave Wannstedt signs a one-year contract extension through the 2004 season.
- March 8 – The Dolphins acquire former Heisman Trophy winning running back Ricky Williams from the New Orleans Saints in exchange for a 2002 first-round draft choice and a conditional third-round pick in 2003. In addition, the teams swapped positions in the fourth round of the '02 draft.
- March 14 – The Dolphins and WQAM Radio sign a new two-year contract for the station to continue to serve as the team's flagship through 2003.
- March 26 – Howard David is named as the Dolphins' new play-by-play announcer. He joins Jim Mandich, who will continue to serve as the color analyst on the team's radio broadcasts on WQAM.
- June 5 – At the team's annual Kickoff Banquet, President Eddie Jones announces that former running back Larry Csonka will have his uniform jersey No. 39 retired during halftime ceremonies of the Dolphins' December 9 game against Chicago at Pro Player Stadium. Csonka will become the third player to receive this honor, joining QB Bob Griese (No. 12 on May 6, 1982) and QB Dan Marino (No. 13 on September 17, 2000).
- Sept. 8 – The Dolphins record their 11th consecutive opening day victory with a 49-21 decision over the Detroit Lions at Pro Player Stadium. Making his Dolphins debut, RB Ricky Williams rushes for 111 yards and two touchdowns on 20 carries, the fifth-highest rushing total by a player in his initial appearance as a Dolphin.
- Sept. 22 – The Dolphins snap an eight-game losing streak to the Jets with a convincing 30-3 win at Pro Player Stadium. The victory also marks the Dolphins' 17th straight at home during the regular season in the months of August/September. Ricky Williams rushes for 151 yards and a touchdown on 24 attempts, becoming the first player in team history to amass three straight 100-yard rushing games. Coupled with his 132-yard effort the previous week at Indianapolis, his two-game rushing total of 283 yards sets a new Dolphins record, surpassing the old mark of 273, which had been held by Bernie Parmalee since 1994. Williams will go on to break this two-game record three subsequent times during the course of the season.



- Oct. 13 – In their first of four prime-time appearances of the year, the Dolphins register a 24-22 win over the Denver Broncos in their first-ever visit to INVESCO Field at Mile High. Jason Elam's 55-yard field goal with 45 seconds to play gives Denver a 22-21 lead. Olindo Mare counters with a 53-yarder with six seconds remaining to lift the Dolphins to the victory. It marks the first time in NFL history that a kicker from each team has accounted for a field goal of 50 yards or longer with less than a minute to play in a game. Although he finished the game, quarterback Jay Fiedler sustains a fractured right thumb and misses the Dolphins' next five games and his next six starts. Wide receiver Oronde Gadsden, the team's leading receiver each of the previous two seasons (2000-01), suffers a wrist injury which sidelines him for the remainder of the year.
- Nov. 24 – Ricky Williams establishes a new club single-season standard with his sixth 100-yard rushing game of the season with a 143-yard, two-touchdown effort in a 30-3 victory over San Diego at Pro Player Stadium. He breaks the old mark of five, which was first set by Delvin Williams in 1978.
- Dec. 1 – In a 38-21 loss to the Bills in Buffalo, Ricky Williams further etches his name into the Dolphins' record book when he rushes for 228 yards and two touchdowns on 27 carries. This single-game total surpasses the previous record of 209 yards, set by Lamar Smith in a 2000 First-Round Playoff victory over Indianapolis. In the process, Williams also surpasses Delvin Williams' club single-season record of 1,258 yards, achieved in 1978. In addition, with Williams overtaking the 1,200-yard rushing mark, the conditional third-round draft choice in 2003 that the Dolphins sent to the Saints in the trade for Williams on March 8, now becomes a second-round pick.
- Dec. 9 – In a 27-9 victory over the Chicago Bears in a Monday night game at Pro Player Stadium, Ricky Williams becomes just the third player (fourth time) in NFL history to amass back-to-back 200-yard rushing games, as he runs for 216 yards and two touchdowns on 31 carries. He joins Hall of Famers O.J. Simpson (1973, 1976) and Earl Campbell (1980) as the only players to achieve this feat. His two-game rushing total of 444 yards is the fourth-most in NFL annals, while his 587 yards over the three-game span is third-most in league history. In the process, he breaks his own club record with his fourth consecutive 100-yard rushing performance. It also represents his fourth straight game with a pair of rushing scores. His total for the game gives him 1,500 yards for the season, as the second-round draft choice that the Saints get from the Dolphins as part of the trade now becomes a first-rounder in '03. At halftime of the game, former FB Larry Csonka has his jersey No. 39 retired, just the third Dolphin ever to receive that honor, joining quarterbacks Bob Griese (No. 12) and Dan Marino (No. 13). The rest of the 1972 "Perfect Team" is honored during the halftime festivities as well, as part of the 30th anniversary celebration of the 17-0 club that captured the franchise's first Super Bowl title.
- Dec. 15 – The Dolphins defeat the eventual AFC champion Oakland Raiders, 23-17, at Pro Player Stadium, as Ricky Williams extends his club-record streak of consecutive 100-yard rushing games to five with 101 yards on 27 attempts. Defensive end Jason Taylor leads the defensive charge with three sacks as he sets a Dolphins record with a sack in seven straight games.
- Dec. 21 – The Dolphins fall to the Vikings, 20-17, at the Hubert H. Humphrey Metrodome on a Saturday afternoon. A win would have secured the AFC East title for the Dolphins over the weekend as New England is defeated by the Jets on Sunday. Jason Taylor is credited with 1.5 sacks as he ties Bill Stanfill's club single-season record for sacks with 18.5. He also extends his streak of consecutive games with a sack to eight. That streak will come to an end in the season finale the following week as he is shut out by the Patriots. Taylor's sack total leads the NFL in 2002, as he becomes the first Dolphin ever to achieve that feat.
- Dec. 29 – The Dolphins drop a 27-24 overtime decision to the Patriots in their first-ever visit to Gillette Stadium. The Patriots produce 11 points over the final 2:46 to send the game into overtime, where Adam Vinatieri's 35-yard field 2:03 into the extra period gives New England the victory. A win by the Dolphins would have given them the AFC East title. A win by the Jets over the Green Bay Packers later in the day makes the Jets the 2002 AFC East champions, thus eliminating the Dolphins from the playoffs for the first time since 1996. Ricky Williams rushes for 185 yards and two touchdowns on 31 attempts. His second score of the game occurs on a 14-yard run in the second quarter, his 16th rushing touchdown of the season as he establishes a new Dolphins single-season record for rushing touchdowns, surpassing the previous mark of 15 by Karim Abdul-Jabbar in 1997. Williams also finishes the year as the team's single-season leader for rushing yards (1,853), attempts (383), 100-yard rushing games (10) and total yards from scrimmage (2,216). His rushing total also leads the NFL, as he becomes the first Dolphin ever to earn that distinction.

## 2003

- Feb. 2 – Ricky Williams rushes for 56 yards and two touchdowns on 11 attempts, catches three passes for 18 yards while also forcing a fumble on special teams in the AFC's 45-20 victory over the NFC in the Pro Bowl in Honolulu. For his efforts, Williams is named the game's MVP, just the second Dolphin ever to win that honor, joining kicker Garo Yepremian who came away with the award in the 1974 game.
- Feb. 13 – The Dolphins name Glenn Pires as assistant defensive line coach, replacing Robert Nunn, who left to become defensive line coach with the Washington Redskins. Pires had spent the previous two seasons as linebackers coach with the Detroit Lions.
- March 28 – The Dolphins sign linebacker Zach Thomas to a five-year contract extension through the 2008 season.
- April 16 – The Dolphins acquire perennial All-Pro linebacker Junior Seau from the San Diego Chargers in exchange for a conditional 2004 draft choice.
- May 2 – Tom Braatz, a veteran of 38 seasons as an NFL front office executive, announces his retirement. Braatz had joined the Dolphins in 1992 as Director of College Scouting and spent his final two years with the club as a college scout. Chris Grier, the team's southeast college scout the past three years, is promoted to national scout.
- May 4 – Former Dolphin David Woodley (1980-83), an eighth-round draft choice in 1980 who started at quarterback for the Dolphins in Super Bowl XVII against Washington, passes away in his hometown of Shreveport, La.
- May 9 – Quarterbacks Coach Mike Shula, who played quarterback at the University of Alabama from 1983-86, is introduced as the school's head coach.
- June 9 – The Dolphins sign former Denver Broncos quarterback Brian Griese to a two-year contract. Griese is the son of former Dolphins quarterback, Bob, who played with the team from 1967-80 and led Miami to three Super Bowl appearances and two World Championships.

## DOLPHINS ON THE INTERNET

All the information you need to read and hear about the Miami Dolphins in 2003 can be obtained on the Dolphins web site, located at <http://www.miamidolphins.com>.

Miami's official home page contains useful information that is updated on a daily basis throughout the year. Releases, rosters, statistics, depth charts and updated biographies are just a few of the things that are featured. In addition, the site is updated daily with sound bites from Head Coach Dave Wannstedt and Dolphin players. The quality of sound will enable not only fans to hear what the Dolphins are saying, but also can be used by the media. Pre-game and post-game analysis begins in preseason, and on gamedays, the site contains an analysis of the action on the field as it is happening, as well as photos throughout the course of the contest. Fans can submit questions and comments about the team daily. Live chats with Dolphin players, coaches and front office staff will be conducted twice a month.

Other information on the Dolphins, in addition to the latest on the National Football League and the other 31 teams, can be accessed through the NFL's home page on <http://www.nfl.com>.



# PLAYOFF HISTORY

## 1970 AFC PLAYOFF

**RAIDERS 21, DOLPHINS 14**  
December 27, 1970

**Oakland-Alameda County Coliseum**  
**Oakland, CA**

Oakland quarterback Darryle Lamonica unloaded an 82-yard touchdown pass to Rod Sherman with 9:34 left to play as Oakland spoiled the Dolphins' first appearance in the playoffs, 21-14, on a field oozing with mud. The Dolphins, who had won six consecutive games to finish the season 10-4 and gain a wild-card berth, took a 7-0 lead in the second quarter when Bob Griese fired a 16-yard strike to Paul Warfield in the end zone. Lamonica matched that TD with a 22-yard toss to Fred Biletnikoff only 1:50 before halftime. Raider right cornerback Willie Brown intercepted a wet and wobbly pass by Griese and fled 50 yards along the sideline for the tie-breaking TD. It came minutes after Jake Scott recovered an Oakland fumble at the Miami 10-yard line. The heave to Sherman was insurance. Only three plays earlier, Dolphin kicker Garo Yepremian missed a 24-yard field goal attempt for the second time in the game. Oakland's George Blanda also missed a 23-yarder.

<b>MIAMI</b>	<b>0</b>	<b>7</b>	<b>0</b>	<b>7</b>	<b>-</b>	<b>14</b>
<b>OAKLAND</b>	<b>0</b>	<b>7</b>	<b>7</b>	<b>7</b>	<b>-</b>	<b>21</b>

<b>M</b> - Warfield, 16 pass from Griese (Yepremian kick)	2/19	2- 3:31
<b>O</b> - Biletnikoff, 22 pass from Lamonica (Blanda kick)	8/62	2-13:10
<b>O</b> - Brown, 50 interception return (Blanda kick)		3-12:26
<b>O</b> - Sherman, 82 pass from Lamonica (Blanda kick)	3/80	4- 5:26
<b>M</b> - W. Richardson, 7 pass from Griese (Yepremian kick)	9/69	4-10:32

**ATT.** - 54,401

First Downs Total-Rush.-Pass.-Pen.

Total Yards-Plays-Average

Rushes-Yards-Average

Net Yards Passing-Times Thrown-Yards Lost

Passes Attempted-Completed-Intercepted

Punts/Number-Average

Penalties/Number-Yards

Fumbles/Number-Lost

**Miami**

16-5-9-2

242-63-3.5

33-118-3.6

124-3-31

27-13-1

5-39.2

0-0

2-0

**Oakland**

12-5-7-0

301-52-5.8

36-114-3.2

187-0-0

16-8-0

4-32.2

4-30

4-2

### INDIVIDUAL STATISTICS

**RUSHING** - Miami: Kiick 14-64; Morris 8-29; Csonka 10-23; Griese 1-2.

Oakland: Hubbard 18-58; Smith 9-37; Dixon 8-31; Banaszak 1-(-6).

**PASSING** - Miami: Griese 27-13-1, 155 yards, 2 TDs.

Oakland: Lamonica 16-8-0, 187 yards, 2 TDs.

**RECEIVING** - Miami: Warfield 4-62, 1 TD; Kiick 4-34; W. Richardson 2-30, 1 TD; Morris 2-15; Twilley 1-14.

Oakland: Biletnikoff 3-46, 1 TD; Chester 2-47; Sherman 1-82, 1 TD; Smith 1-9; Dixon 1-3.

**INTERCEPTIONS** - Miami: None.

Oakland: Brown 1-50, 1 TD.

**SACKS** - Miami: None.

Oakland: Hilton 1; Curtis 1; Miller 1.

**MISSED FIELD GOALS** - Miami: Yepremian 24(WR), 24(S).

Oakland: Blanda 23(S).

## 1971 AFC PLAYOFF

**DOLPHINS 27, CHIEFS 24 (2 OTs)**  
December 25, 1971

**Kansas City Municipal Stadium**  
**Kansas City, MO**

Garo Yepremian ended 82 minutes and 40 seconds of an epic struggle by booting a 37-yard field goal with 7:40 elapsed in the second overtime, lifting the Dolphins past Kansas City, 27-24, on Christmas Day. The Dolphins battled from behind three times to tie the AFC West champions, the third time on Bob Griese's five-yard pass to tight end Marv Fleming with 96 seconds remaining in regulation. Kansas City running back Ed Podolak, who amassed 350 yards of all-purpose running, returned the ensuing kickoff 78 yards to the Dolphin 22 where Curtis Johnson missed a desperation tackle. With 35 seconds on the clock, Jan Stenerud missed a 32-yard field-goal try. Stenerud had a 42-yarder blocked by Nick Buoniconti in the fifth quarter, and Yepremian was short with a 45-yard effort. But Larry Csonka crashed 29 yards to the Chiefs 36, and that put Yepremian, the NFL's scoring leader, in position to win it. Goal posts were on the goal line; in 1974 the uprights were moved to the end line.



<b>MIAMI</b>	<b>0</b>	<b>10</b>	<b>7</b>	<b>7</b>	<b>0</b>	<b>3</b>	<b>-</b>	<b>27</b>
<b>KANSAS CITY</b>	<b>10</b>	<b>0</b>	<b>7</b>	<b>7</b>	<b>0</b>	<b>0</b>	<b>-</b>	<b>24</b>

<b>KC</b> - FG Stenerud 24	9/40	1- 6:06
<b>KC</b> - Podolak, 7 pass from Dawson (Stenerud kick)	6/35	1-11:31
<b>M</b> - Csonka, 1 run (Yeplemian kick)	9/80	2- 2:22
<b>M</b> - FG Yeplemian 14	4/5	2-14:47
<b>KC</b> - Otis, 1 run (Stenerud kick)	14/75	3- 9:44
<b>M</b> - Kiick, 1 run (Yeplemian kick)	8/71	3-14:00
<b>KC</b> - Podolak, 3 run (Stenerud kick)	6/91	4- 8:14
<b>M</b> - Fleming, 5 pass from Griesse (Yeplemian kick)	9/71	4-13:24
<b>M</b> - FG Yeplemian 37	6/40 2nd OT	7-40

**ATT. - 45,822**

	<b>Miami</b>	<b>Kansas City</b>
First Downs/Total-Rush.-Pass.-Pen.	22-6-14-2	23-13-10-0
Total Yards-Plays-Average	407-78-5.2	451-71-6.4
Rushes-Yards-Average	43-144-3.4	44-213-4.8
Net Yards Passing-Times Thrown-Yards Lost	263-0-0	238-1-8
Passes Attempted-Completed-Intercepted	35-20-2	26-18-2
Punts/Number-Average	6-40.0	2-51.0
Penalties/Number-Yards	5-26	6-44
Fumbles/Number-Lost	1-0	3-2

#### INDIVIDUAL STATISTICS

<b>RUSHING</b> - Miami: Csonka 24-86, 1 TD; Kiick 15-56, 1 TD; Griesse 2-9; Warfield 2-(-7). Kansas City: Hayes 22-100; Podolak 17-85, 1 TD; Wright 2-15; Otis 3-13, 1 TD.
<b>PASSING</b> - Miami: Griesse 35-20-2, 263 yards, 1 TD. Kansas City: Dawson 26-18-2, 246 yards, 1 TD.
<b>RECEIVING</b> - Miami: Warfield 7-140; Twilley 5-58; Fleming 4-37, 1 TD; Kiick 3-24; Mandich 1-4. Kansas City: Podolak 8-110, 1 TD; Wright 3-104; Taylor 3-12; Hayes 3-6; Frazier 1-14.
<b>INTERCEPTIONS</b> - Miami: Scott 1-13; Johnson 1-0. Kansas City: Lanier 1-7; Lynch 1-0.
<b>SACKS</b> - Miami: Fernandez 0.5; Heinz 0.5. Kansas City: None.
<b>MISSED FIELD GOALS</b> - Miami: Yeplemian 52(S). Kansas City: Stenerud 29(WR), 31(WR), 42(B).

### 1971 AFC CHAMPIONSHIP

**DOLPHINS 21, COLTS 0**  
**January 2, 1972**

**Orange Bowl**  
**Miami, FL**

Three lightning plays and a persistent defense propelled the Dolphins into Super Bowl VI with a 21-0 rout of Baltimore before an all-time Orange Bowl record crowd of 78,939. Strong safety Dick Anderson intercepted a Johnny Unitas pass which was deflected by Curtis Johnson, and behind a wall of six open-field blocks, Anderson weaved 62 yards for a third-quarter touchdown. "My eyes were popping as I ran," Anderson said. "I've never seen so many people land on their heads." Before Anderson's convoy made it 14-0, the Dolphins staggered the defending Super Bowl champions when Bob Griesse and Paul Warfield hooked up for a 75-yard TD pass. Warfield applied the clincher when he escaped 50 yards with a Griesse pass, setting up a five-yard TD slam by fullback Larry Csonka. The Colts had not been held scoreless for 97 games over seven seasons. They were stopped at the Dolphin nine in the second quarter. Jim O'Brien missed two field-goal attempts and had another blocked by Lloyd Mumphord.

<b>BALTIMORE</b>	<b>0</b>	<b>0</b>	<b>0</b>	<b>0</b>	<b>-</b>	<b>0</b>
<b>MIAMI</b>	<b>7</b>	<b>0</b>	<b>7</b>	<b>7</b>	<b>-</b>	<b>21</b>

<b>M</b> - Warfield, 75 pass from Griesse (Yeplemian kick)	2/80	1- 8:21
<b>M</b> - Anderson, 62 interception return (Yeplemian kick)		3-10:21
<b>M</b> - Csonka, 5 run (Yeplemian kick)	6/74	4- 6:56

**ATT. - 78,939**

	<b>Baltimore</b>	<b>Miami</b>
First Downs Total-Rush.-Pass.-Pen.	16-6-10-0	13-8-4-1
Total Yards-Plays-Average	302-68-3.1	286-45-6.4
Rushes-Yards-Average	30-89-2.9	35-144-4.1
Net Yards Passing-Times Thrown-Yards Lost	213-2-11	142-2-16
Passes Attempted-Completed-Intercepted	36-20-3	8-4-1
Punts/Number-Average	3-45.3	6-42.7
Penalties/Number-Yards	1-5	2-27
Fumbles/Number-Lost	1-0	0-0

### INDIVIDUAL STATISTICS

**RUSHING** – Miami: Kiick 18-66; Csonka 15-63, 1 TD; Griese 1-12; Morris 1-3.

Baltimore: McCauley 15-50; Nottingham 11-33; Nowatzke 2-5; Unitas 2-1.

**PASSING** – Miami: Griese 8-4-1, 158 yards, 1 TD.

Baltimore: Unitas 36-20-3 224 yards, 0 TDs.

**RECEIVING** – Miami: Warfield 2-125, 1 TD; Twilley 2-33.

Baltimore: Hinton 6-98; Nottingham 4-26; Perkins 3-19; Havrilak 2-31; McCauley 2-24; Mitchell 1-14; Mackey 1-6; Matte 1-6.

**INTERCEPTIONS** – Miami: Anderson 1-62, 1 TD; Kolen 1-11; Scott 1-0.

Baltimore: Logan 1-0.

**SACKS** – Miami: Heinz 2.

Baltimore: Smith 1; M. Curtis 1.

**MISSED FIELD GOALS** – Miami: None.

Baltimore: O'Brien 46(WR), 48(S), 35(B).

## SUPER BOWL VI

**COWBOYS 24, DOLPHINS 3**  
January 16, 1972

**Tulane Stadium**  
**New Orleans, LA**

A 252-yard rushing attack and sharp passing by Roger Staubach spurred the Dallas Cowboys to a 24-3 victory over the Dolphins at Tulane Stadium. Duane Thomas pranced 95 yards on 19 carries, fullback Walt Garrison added 74 yards on 14 carries and Staubach passed twice for touchdowns to Lance Alworth and Mike Ditka. Staubach, who was sacked twice in the first quarter, bounced back to complete 12 of 19 passes, and he scrambled from the Dolphin pass rush five times. The Dolphins were frustrated all day; in the first quarter, Larry Csonka lost a fumble and Bob Griese was chased by tackle Bob Lilly for a 29-yard loss. Griese also fumbled away a snap at the Dallas 16 in the fourth period. Although it was an intriguing 10-3 at halftime, the Cowboys marched 71 yards in eight plays after the kickoff, and Thomas swept three yards for the TD.

<b>DALLAS</b>	<b>3</b>	<b>7</b>	<b>7</b>	<b>7</b>	<b>-</b>	<b>24</b>
<b>MIAMI</b>	<b>0</b>	<b>3</b>	<b>0</b>	<b>0</b>	<b>-</b>	<b>3</b>

<b>D</b> – Alworth, 7 pass from Staubach (Clark kick)	10/76	2-13:45
<b>M</b> – FG Yepremian 31	5/44	2-14:56
<b>D</b> – D. Thomas, 3 run (Clark Kick)	8/71	3- 5:17
<b>D</b> – Ditka, 7 pass from Staubach (Clark kick)	3/9	4- 3:18

**ATT.** – 80,591

	<b>Dallas</b>	<b>Miami</b>
First Downs Total-Rush.-Pass.-Pen.	23-15-8-0	10-3-7-0
Total Yards-Plays-Average	352-69-5.1	185-44-4.2
Rushes-Yards-Average	48-252-5.3	20-80-4.0
Net Yards Passing-Times Thrown-Yards Lost	100-2-19	105-1-29
Passes Attempted-Completed-Intercepted	19-12-0	23-12-1
Punts/Number-Average	5-37.2	5-40.0
Penalties/Number-Yards	3-15	0-0
Fumbles/Number-Lost	1-1	2-2

### INDIVIDUAL STATISTICS

**RUSHING** – Miami: Csonka 9-40; Kiick 10-40; Griese 1-0.

Dallas: Thomas 19-95, 1 TD; Garrison 14-74; Hill 7-25; Staubach 5-18; Ditka 1-17; Hayes 1-16; Reeves 1-7.

**PASSING** – Miami: Griese 23-12-1, 134 yards, 0 TDs.

Dallas: Staubach 19-12-0, 119 yards, 2 TDs.

**RECEIVING** – Miami: Warfield 4-39; Kiick 3-21; Csonka 2-18; Fleming 1-27; Twilley 1-20; Mandich 1-9.

Dallas: Thomas 3-17; Alworth 2-28, 1 TD; Ditka 2-28, 1 TD; Hayes 2-23; Garrison 2-11; Hill 1-12.

**INTERCEPTIONS** – Miami: None

Dallas: Howley 1-14.

**SACKS** – Miami: Fernandez 1; Riley 1.

Dallas: Lilly 1.

**MISSED FIELD GOALS** – Miami: Yepremian 49(S).

Dallas: None.

## 1972 AFC PLAYOFF

**DOLPHINS 20, BROWNS 14**  
December 24, 1972

**Orange Bowl**  
**Miami, FL**

On the ropes in the fourth quarter after an unprecedented 14 victories, the Dolphins responded to a poised Earl Morrall and drove 80 yards for a touchdown with 4:56 to play for a 20-14 victory over the Cleveland Browns. Morrall, the NFL's leading passer after replacing the injured Bob Griese 10 weeks earlier, had completed only four passes for 38 yards. But he threw 15 and 35 yards to Paul Warfield, reaching the Browns 20, and a pass interference call against linebacker Billy Andrews put

the ball at the eight. Halfback Jim Kiick then bulled eight yards up the middle on a trap for the winning points. The triumph was sealed with a minute to play when Dolphin linebacker Doug Swift intercepted Cleveland QB Mike Phipps at the Dolphin 20. Despite stealing five of Phipps' passes, the Dolphins were stung by a 27-yard TD pass to Fair Hooker and trailed 14-13 with 8:11 to play.

<b>CLEVELAND</b>	<b>0</b>	<b>0</b>	<b>7</b>	<b>7</b>	<b>-</b>	<b>14</b>
<b>MIAMI</b>	<b>10</b>	<b>0</b>	<b>0</b>	<b>10</b>	<b>-</b>	<b>20</b>

<b>M</b> - Babb, 5 recovery of blocked punt (Yepremian kick)		1- 5:28
<b>M</b> - FG Yepremian 40	11/51	1-12:30
<b>C</b> - Phipps, 5 run (Cockroft kick)	5/44	3- 7:22
<b>M</b> - FG Yepremian 46	8/32	4- 1:28
<b>C</b> - Hooker, 27 pass from Phipps (Cockroft kick)	11/90	4- 6:49
<b>M</b> - Kiick, 8 run (Yepremian kick)	6/80	4-10:06

**ATT.** - 78,196

	<b>Cleveland</b>	<b>Miami</b>
First Downs Total-Rush.-Pass.-Pen.	15-9-6-0	17-11-4-2
Total Yards-Plays-Average	283-57-5.0	272-64-4.3
Rushes-Yards-Average	32-165-5.2	47-198-4.2
Net Yards Passing-Times Thrown-Yards Lost	118-2-13	74-4-14
Passes Attempted-Completed-Intercepted	23-9-5	13-6-0
Punts/Number-Average	6-34.7	5-42.0
Penalties/Number-Yards	3-25	3-25
Fumbles/Number-Lost	2-0	2-2

#### INDIVIDUAL STATISTICS

**RUSHING** - Miami: Morris 15-72; Kiick 14-50, 1 TD; Warfield 2-41; Csonka 12-32; Morrall 4-3.

Cleveland: Scott 16-94; Phipps 8-47, 1 TD; Brown 4-13; Kelly 4-11.

**PASSING** - Miami: Morrall 13-6-0, 88 yards, 0 TDs.

Cleveland: Phipps 23-9-5, 131 yards, 1 TD.

**RECEIVING** - Miami: Twilley 3-33; Warfield 2-50; Kiick 1-5.

Cleveland: B. Scott 4-30; Hooker 3-53, 1 TD; Kelly 1-27; Morin 1-21.

**INTERCEPTIONS** - Miami: Swift 2-12; Anderson 2-12; Johnson 1-33.

Cleveland: None.

**SACKS** - Miami: Fernandez 1; Stanfill 1.

Cleveland: Roman 2; Sherk 1; Johnson 1.

**MISSED FIELD GOAL** - Miami: Yepremian 46(S), 53(S).

Cleveland: None.

## 1972 AFC CHAMPIONSHIP

**DOLPHINS 21, STEELERS 17**  
December 31, 1972

**Three Rivers Stadium**  
**Pittsburgh, PA**

Quarterback Bob Griese, playing 11 weeks after he had broken his right leg, ignited a third-quarter touchdown drive with a 52-yard pass to Paul Warfield, and the Dolphins overtook the Pittsburgh Steelers, 21-17, in unusually warm 63-degree weather. Griese was given the nod in the second half after Earl Morrall had flipped a nine-yard touchdown pass to Larry Csonka for a 7-7 halftime deadlock. Punter Larry Seiple broke loose on a daring 37-yard run on fourth down to set up that TD. Trailing 10-7, Griese directed TD drives of 80 and 49 yards with Jim Kiick blasting two and three yards for the scores. Steeler quarterback Terry Bradshaw, who closed the gap with four straight completions on a 71-yard TD drive, was intercepted by Nick Buoniconti at midfield with 2½ minutes to play. In addition to Seiple's dash, the Dolphins converted fourth-down situations on both Griese-led drives.

<b>MIAMI</b>	<b>0</b>	<b>7</b>	<b>7</b>	<b>7</b>	<b>-</b>	<b>21</b>
<b>PITTSBURGH</b>	<b>7</b>	<b>0</b>	<b>3</b>	<b>7</b>	<b>-</b>	<b>17</b>

<b>P</b> - Mullins, recovery of Bradshaw fumble (Gerela kick)	10/48	1-10:45
<b>M</b> - Csonka, 9 pass from Morrall (Yepremian kick)	9/80	2- 3:03
<b>P</b> - FG Gerala 14	9/73	3- 4:04
<b>M</b> - Kiick, 2 run (Yepremian kick)	11/80	3-11:39
<b>M</b> - Kiick, 3 run (Yepremian kick)	11/49	4- 7:35
<b>P</b> - Young, 12 pass from Bradshaw (Gerela kick)	4/71	4- 9:39

**ATT.** - 50,350

	<b>Miami</b>	<b>Pittsburgh</b>
First Downs Total-Rush.-Pass.-Pen.	19-11-6-2	13-6-6-1
Total Yards-Plays-Average	314-65-4.8	250-48-5.2
Rushes-Yards-Average	49-193-3.9	26-128-4.9



	Miami	Pittsburgh
Net Yards Passing-Times Thrown-Yards Lost	121-0-0	122-2-15
Passes Attempted-Completed-Intercepted	16-10-1	20-10-2
Punts/Number-Average	4-35.5	4-51.3
Penalties/Number-Yards	2-19	4-30
Fumbles/Number-Lost	0-0	2-0

#### INDIVIDUAL STATISTICS

**RUSHING** – Miami: Morris 16-76; Csonka 24-68; Seiple 1-37; Kiick 8-12, 2 TDs.

Pittsburgh: Harris 16-76; Fuqua 8-47; Bradshaw 2-5.

**PASSING** – Miami: Morrall 11-7-1, 51 yards, 1 TD; Griese 5-3-0, 70 yards, 0 TDs.

Pittsburgh: Bradshaw 10-5-2, 80 yards, 1 TD; Hanratty 10-5-0, 57 yards, 0 TDs.

**RECEIVING** – Miami: Fleming 5-50; Warfield 2-63; Csonka 1-9, 1 TD; Mandich 1-5; Morris 1-(-6).

Pittsburgh: Young 4-54, 1 TD; Shanklin 2-49; Harris 2-3; McMakin 1-22; Brown 1-9.

**INTERCEPTIONS** – Miami: Buoniconti 1-6; Kolen 1-5.

Pittsburgh: Edwards 1-28.

**SACKS** – Miami: Stanfill 1-5; Den Herder 0.5.

Pittsburgh: None.

**MISSED FIELD GOALS** – Miami: None.

Pittsburgh: Gerela 48(B).

### SUPER BOWL VII

**DOLPHINS 14, REDSKINS 7**

January 14, 1973

**Memorial Coliseum**

**Los Angeles, CA**

"This is the ultimate," Coach Don Shula said quietly after his unbeaten Dolphins dominated the Washington Redskins, 14-7, to cap a perfect season. It was Shula's first Super Bowl triumph in three tries. A record Super Bowl paid crowd of 90,182 saw the Dolphins surge to a 14-0 halftime lead even as one touchdown was nullified by an offside penalty. Miami intercepted three of Bill Kilmer's passes, and Manny Fernandez scuttled the Redskin running game with 17 tackles. An original Dolphin, Howard Twilley, eluded cornerback Pat Fischer to snare a 28-yard touchdown pass from Bob Griese in the first quarter. Griese's 57-yard TD bomb to Paul Warfield was erased by the penalty, but a 32-yard interception return by linebacker Nick Buoniconti set up the Dolphins' second score. Safety Jake Scott thwarted Kilmer with an end zone interception and 55-yard runback. The Redskins finally scored on a bizarre 49-yard fumble recovery by Mike Bass after a blocked field goal and attempted pass by kicker Garo Yepremian. Scott was named MVP.

<b>MIAMI</b>	<b>7</b>	<b>7</b>	<b>0</b>	<b>0</b>	<b>-</b>	<b>14</b>
<b>WASHINGTON</b>	<b>0</b>	<b>0</b>	<b>0</b>	<b>7</b>	<b>-</b>	<b>7</b>

**M** – Twilley, 28 pass from Griese (Yepremian kick)

6/63

1-14:59

**M** – Kiick, 1 run (Yepremian kick)

5/27

2-14:42

**W** – Bass, 49 fumble recovery (Knight kick)

4-12:53

**ATT.** – 85,462

	Miami	Washington
First Downs Total-Rush.-Pass.-Pen.	12-7-5-0	16-9-7-0
Total Yards-Plays-Average	253-50-5.1	228-66-3.5
Rushes-Yards-Average	37-184-5.0	36-141-3.9
Net Yards Passing-Times Thrown-Yards Lost	69-2-19	87-2-17
Passes Attempted-Completed-Intercepted	11-8-1	28-14-3
Punts/Number-Average	7-43.0	5-31.2
Penalties/Number-Yards	3-35	3-25
Fumbles/Number-Lost	2-1	1-0

#### INDIVIDUAL STATISTICS

**RUSHING** – Miami: Csonka 15-112; Kiick 12-38, 1 TD; Morris 10-34.

Washington: Brown 22-72; Harraway 10-37; Kilmer 2-18; C.Taylor 1-8; Smith 1-6.

**PASSING** – Miami: Griese 11-8-1, 88 yards, 1 TD.

Washington: Kilmer 28-14-3, 104 yards, 0 TDs.

**RECEIVING** – Miami: Warfield 3-36; Kiick 2-6; Twilley 1-28, 1 TD; Mandich 1-19; Csonka 1-(-1).

Washington: Jefferson 5-50; Brown 5-26; C.Taylor 2-20; Smith 1-11; Harraway 1-(-3).

**INTERCEPTIONS** – Miami: Scott 2-63; Buoniconti 1-32.

Washington: Owens 1-0.

**SACKS** – Miami: Fernandez 1; Stanfill 1.

Washington: Talbert 1; Biggs 1.

**MISSED FIELD GOALS** – Miami: Yepremian 42(B).

Washington: Knight 32 (WR).

## 1973 AFC PLAYOFF

**DOLPHINS 34, BENGALS 16**  
**December 23, 1973**

**Orange Bowl**  
**Miami, FL**

A defense which had allowed only 15 touchdowns all season kept the Cincinnati Bengals out of the end zone while the Dolphins hammered 241 yards on the ground for a convincing 34-16 victory. Mercury Morris scooted 106 yards on 20 carries and Bob Griese completed 11 of 18 passes, including TDs of 13 yards to Paul Warfield and seven yards to Jim Mandich. Garo Yepremian converted long field goals of 50 and 46 yards in the second half to widen the winning margin. The Dolphins led 21-3 when a lapse just before halftime gave life to the Bengals. Safety Neal Craig intercepted Griese and returned it 45 yards for a score, and Horst Muhlmann booted field goals of 46 and 12 yards – the second coming after Morris fumbled a kickoff – to make it 21-16.

<b>CINCINNATI</b>	<b>3</b>	<b>13</b>	<b>0</b>	<b>0</b>	<b>–</b>	<b>16</b>
<b>MIAMI</b>	<b>14</b>	<b>7</b>	<b>10</b>	<b>3</b>	<b>–</b>	<b>34</b>

<b>M</b> – Warfield, 13 pass from Griese (Yepremian kick)	10/80	1- 5:23
<b>C</b> – FG Muhlmann 24	10/55	1- 9:22
<b>M</b> – Csonka, 1 run (Yepremian kick)	12/80	1-14:39
<b>M</b> – Morris, 4 run (Yepremian kick)	7/75	2- 7:23
<b>C</b> – Craig, 45 interception return (Muhlmann kick)		2-11:34
<b>C</b> – FG Muhlmann 46	6/29	2-14:52
<b>C</b> – FG Muhlmann 12	1/0	2-14:56
<b>M</b> – Mandich, 7 pass from Griese (Yepremian kick)	7/72	3- 5:18
<b>M</b> – FG Yepremian 50	7/16	3-10:12
<b>M</b> – FG Yepremian 46	8/32	4- 3:40

**ATT. – 75,770**

	<b>Cincinnati</b>	<b>Miami</b>
First Downs Total-Rush.-Pass.-Pen.	11-5-6-0	27-18-9-0
Total Yards-Plays-Average	194-50-3.9	400-71-5.6
Rushes-Yards-Average	20-97-4.9	52-241-4.6
Net Yards Passing-Times Thrown-Yards Lost	97-3-16	159-0-0
Passes Attempted-Completed-Intercepted	27-14-1	19-11-2
Punts/Number-Average	7-36.3	2-49.0
Penalties/Number-Yards	2-19	1-5
Fumbles/Number-Lost	0-0	2-1

### **INDIVIDUAL STATISTICS**

**RUSHING** – Miami: Morris 20-106, 1 TD; Csonka 20-71, 1 TD; Kiick 10-51; Leigh 1-8; Nottingham 1-5.  
 Cincinnati: Clark 7-40; Anderson 3-26; Johnson 2-17; Elliot 7-15; Curtis 1-(-1).

**PASSING** – Miami: Griese 18-11-1, 159 yards, 2 TDs; Briscoe 1-0-1, 0 yards, 0 TDs.  
 Cincinnati: Anderson 27-14-1, 113 yards, 0 TDs.

**RECEIVING** – Miami: Warfield 4-95, 1 TD; Mandich 3-28, 1 TD; Kiick 3-19; Briscoe 1-17.  
 Cincinnati: Elliott 9-53; Joiner 2-33; Clark 2-18; Curtis 1-9.

**INTERCEPTIONS** – Miami: Anderson 1-19.  
 Cincinnati: Craig 1-45, 1 TD; Casanova 1-0.

**SACKS** – Miami: Matheson 2; Stanfill 1.  
 Cincinnati: None.

**MISSED FIELD GOALS** – Miami: None.  
 Cincinnati: None.

## 1973 AFC CHAMPIONSHIP

**DOLPHINS 27, RAIDERS 10**  
**December 30, 1973**

**Orange Bowl**  
**Miami, FL**

A relentless running attack with Larry Csonka and Mercury Morris accounting for 203 of the 266 yards powered the Dolphins to a 27-10 triumph over the Oakland Raiders for a third straight American Conference title. Csonka, a 237-pound battering ram who had his third consecutive 1,000-yard season, scored three touchdowns with his 117 yards on 29 carries. The Dolphins covered 64 and 63 yards exclusively on the ground for a 14-0 halftime lead. Then as the Raiders battled within 17-10, Bob Griese directed ground assaults of 63 yards, culminating in a field goal, and 40 yards, ending in Csonka's third TD. Defensively, safety Dick Anderson forced a fourth-down fumble by Marv Hubbard at midfield, and the Dolphins took possession with a 20-10 lead and six minutes to play. Oakland had stopped Miami's 18-game winning streak, 12-7, three months earlier.

<b>OAKLAND</b>	<b>0</b>	<b>0</b>	<b>10</b>	<b>0</b>	<b>–</b>	<b>10</b>
<b>MIAMI</b>	<b>7</b>	<b>7</b>	<b>3</b>	<b>10</b>	<b>–</b>	<b>27</b>

<b>M</b> – Csonka, 11 run (Yepremian kick)	8/64	1- 5:13
<b>M</b> – Csonka, 2 run (Yepremian kick)	15/63	2-14:43

<b>O</b> – FG Blanda 21	11/63	3- 5:11
<b>M</b> – FG Yepremian 42	3/8	3- 7:33
<b>O</b> – Siani, 25 pass from Stabler (Blanda kick)	10/79	3-12:22
<b>M</b> – FG Yepremian 26	11/63	4- 5:18
<b>M</b> – Csonka, 2 run (Yepremian kick)	10/42	4-13:11

**ATT. – 75,105**

	<b>Oakland</b>	<b>Miami</b>
First Downs Total-Rush.-Pass.-Pen.	15-4-9-2	21-18-2-1
Total Yards-Plays-Average	236-49-4.8	292-60-4.9
Rushes-Yards-Average	26-107-4.1	53-266-5.0
Net Yards Passing-Times Thrown-Yards Lost	129-0-0	26-1-8
Passes Attempted-Completed-Intercepted	23-15-1	6-3-1
Punts/Number-Average	2-51.0	1-39.0
Penalties/Number-Yards	3-35	3-26
Fumbles/Number-Lost	1-0	1-0

#### INDIVIDUAL STATISTICS

**RUSHING** – Miami: Csonka 29-117, 3 TDs; Morris 14-86; Griese 3-39; Kiick 6-12; Nottingham 1-12.

Oakland: Hubbard 10-54; C. Smith 10-35; Davis 4-15; Banaszak 2-3.

**PASSING** – Miami: Griese 6-3-1, 34 yards, 0 TDs.

Oakland: Stabler 23-15-1, 129 yards, 1 TD.

**RECEIVING** – Miami: Warfield 1-27; Briscoe 1-6; Kiick 1-1.

Oakland: C.Smith 5-43; Siani 3-45, 1 TD; Biletnikoff 2-15; Hubbard 2-11; Moore 2-9; Davis 1-6.

**INTERCEPTIONS** – Miami: Matheson 1-29.

Oakland: Brown 1-0.

**SACKS** – Miami: None.

Oakland: Sistrunk 1.

**MISSED FIELD GOALS** – Miami: None.

Oakland: Blanda 41(WL).

## SUPER BOWL VIII

**DOLPHINS 24, VIKINGS 7**  
January 13, 1974

**Rice Stadium**  
**Houston, TX**

Winning for the 32nd time in 34 games, the Dolphins repeated as Super Bowl champions and proved themselves "Best Ever" with a 24-7 rout of the Minnesota Vikings at Rice Stadium. There was no doubt from the beginning. The Dolphins swept 62 yards in 10 plays with the opening kickoff, scoring on Larry Csonka's five-yard smash. Minnesota punted, and the onslaught resumed with a 56-yard, 10-play Dolphin drive capped by Jim Kiick's one-yard plunge. It was 17-0 before the Vikings crossed their 40, and a fourth-down fumble by Minnesota's Oscar Reed was recovered by safety Jake Scott at the Dolphin six-yard line. A brilliant, diving catch by Paul Warfield netted 27 yards on a third-quarter TD drive that hiked the score to 24-0. Csonka finished with his best-ever total of 145 yards on 33 carries. The Dolphins rushed for 703 yards and outscored opponents 85-33 in the three-game playoff blitz. Csonka's yardage was a Super Bowl record and he was named MVP.

<b>MINNESOTA</b>	<b>0</b>	<b>0</b>	<b>0</b>	<b>7</b>	<b>-</b>	<b>7</b>
<b>MIAMI</b>	<b>14</b>	<b>3</b>	<b>7</b>	<b>0</b>	<b>-</b>	<b>24</b>

<b>MI</b> – Csonka, 5 run (Yepremian kick)	10/62	1- 9:33
<b>MI</b> – Kiick, 1 run (Yepremian kick)	10/56	1-13:38
<b>MI</b> – FG Yepremian 28	7/44	2- 8:58
<b>MI</b> – Csonka, 2 run (Yepremian kick)	7/43	3- 6:16
<b>MN</b> – Tarkenton, 4 run (Cox kick)	10/57	4- 1:35

**ATT. – 68,142**

	<b>Minnesota</b>	<b>Miami</b>
First Downs Total-Rush.-Pass.-Pen.	14-5-8-1	21-13-4-4
Total Yards-Plays-Average	238-54-4.4	259-61-4.2
Rushes-Yards-Average	24-72-3.0	53-196-3.7
Net Yards Passing-Times Thrown-Yards Lost	166-2-16	63-1-10
Passes Attempted-Completed-Intercepted	28-18-1	7-6-0
Punts/Number-Average	5-42.2	3-39.6
Penalties/Number-Yards	7-65	1-4
Fumbles/Number-Lost	2-1	0

#### INDIVIDUAL STATISTICS

**RUSHING** – Miami: Csonka 33-145, 2 TDs; Morris 11-34; Kiick 7-10, 1 TD; Griese 2-7.

Minnesota: Reed 11-32; Foreman 7-18; Tarkenton 4-17, 1 TD; Marinaro 1-3; B. Brown 1-2.

**PASSING** – Miami: Griese 7-6-0, 73 yards, 0 TDs.

Minnesota: Tarkenton 28-18-1, 182 yards, 0 TDs.

**RECEIVING** – Miami: Warfield 2-33; Mandich 2-21; Briscoe 2-19.

## 554 • Playoff History



Minnesota: Foreman 5-27; Gilliam 4-44; Voight 3-46; Marinaro 2-39; B. Brown 1-9; Kingsriter 1-9; Lash 1-9; Reed 1-(-1).

**INTERCEPTIONS** – Miami: Johnson 1-10.

Minnesota: None.

**SACKS** – Miami: Fernandez 1; Den Herder 1.

Minnesota: Paige 1.

**MISSED FIELD GOALS** – Miami: None.

Minnesota: None.

## **1974 AFC PLAYOFF**

**RAIDERS 28, DOLPHINS 26**  
**December 21, 1974**

**Oakland-Alameda County Coliseum**  
**Oakland, CA**

Oakland quarterback Ken Stabler, falling in the clutches of Vern Den Herder, unloaded a wobbly eight-yard pass that Clarence Davis wrestled from three defenders in the end zone, and the Raiders scored a stunning 28-26 victory over the defending champion Dolphins. Stabler, who had spent the last of his timeouts, appeared to have thrown an interception. But running back Davis clutched the football when bodies were untangled with 26 seconds remaining. It was the fourth TD pass for lefthander Stabler and his second "freak" score. Four minutes earlier Cliff Branch fell while catching a pass at the Dolphin 27, but defender Henry Stuckey also slipped, and Branch got up and escaped for a 72-yard TD. The Dolphins, trailing by two points, went ahead with 2:08 remaining as rookie Benny Malone broke two tackles on a 23-yard touchdown run along the sideline.

<b>MIAMI</b>	<b>7</b>	<b>3</b>	<b>6</b>	<b>10</b>	<b>-</b>	<b>26</b>
<b>OAKLAND</b>	<b>0</b>	<b>7</b>	<b>7</b>	<b>14</b>	<b>-</b>	<b>28</b>

<b>M</b> – N. Moore, 89 kickoff return (Yepremian kick)		1- 0:15
<b>O</b> – C. Smith, 31 pass from Stabler (Blanda kick)	7/78	2- 7:21
<b>M</b> – FG Yepremian 3	11/47	2-13:59
<b>O</b> – Biletnikoff, 13 pass from Stabler (Blanda kick)	9/60	3- 6:55
<b>M</b> – Warfield, 16 pass from Griese (kick failed)	5/65	3- 8:22
<b>M</b> – FG Yepremian 46	8/53	4- 3:10
<b>O</b> – Branch, 72 pass from Stabler (Blanda kick)	2/83	4-10:23
<b>M</b> – Malone, 23 run (Yepremian kick)	4/68	4-12:52
<b>O</b> – Davis, 8 pass from Stabler (Blanda kick)	8/68	4-14:34

**ATT.** – 52,817

	<b>Miami</b>	<b>Oakland</b>
First Downs/Total-Rush.-Pass.-Pen.	18-10-6-2	19-8-11-0
Total Yards-Plays-Average	294-57-5.2	411-64-6.4
Rushes-Yards-Average	41-213-5.2	32-135-4.2
Net Yards Passing-Times Thrown-Yards Lost	81-2-20	276-2-17
Passes Attempted-Completed-Intercepted	14-7-1	30-20-1
Punts/Number-Average	6-33.2	7-42.7
Penalties/Number-Yards	3-15	3-59
Fumbles/Number-Lost	0-0	0-0

### **INDIVIDUAL STATISTICS**

**RUSHING** – Miami: Csonka 24-114; Malone 14-83, 1 TD; Griese 2-14; Kiick 1-2.

Oakland: Davis 12-59; Hubbard 14-55; Banaszak 3-14; Stabler 3-7.

**PASSING** – Miami: Griese 14-7-1, 101 yards, 1 TD.

Oakland: Stabler 30-20-1, 293 yards, 4 TDs.

**RECEIVING** – Miami: Warfield 3-47, 1 TD; N. Moore 2-40; Nottingham 1-9; Kiick 1-5.

Oakland: Biletnikoff 8-122, 1 TD; Branch 3-84, 1 TD; Moore 3-22; C. Smith 2-35, 1 TD; C. Davis 2-16, 1 TD; Hubbard 1-9; Pitts 1-5.

**INTERCEPTIONS** – Miami: Anderson 1-14.

Oakland: Villapiano 1-5.

**SACKS** – Miami: Den Herder 1; Fernandez 1.

Oakland: Sistrunk 1; Jones 1.

**MISSED FIELD GOALS** – Miami: None.

Oakland: None.

## **1978 AFC WILD-CARD PLAYOFF**

**OILERS 17, DOLPHINS 9**  
**December 24, 1978**

**Orange Bowl**  
**Miami, FL**

The Houston Oilers amassed a 455-209 margin in total yardage, and aided by five Dolphin turnovers, gained a 17-9 victory in a battle of AFC wild-card entries at the Orange Bowl. Toni Fritsch kicked a 35-yard field goal with 7:25 remaining to snap a 7-7 tie that existed since the first quarter. An interception by linebacker Greg Bingham led to a clinching 50-yard touchdown drive capped by Earl Campbell's one-yard dive with 1:55 to go. Campbell, the NFL rushing leader with 1,450 yards

as a rookie, had been checked for only 16 yards on 13 carries in the first half. Dolphin quarterback Bob Griese, playing with very sore ribs, connected with tight end Andre Tillman for a 13-yard TD after Earnie Rhone had recovered a fumbled punt at the Houston 21. But Griese completed only 13 of 28 passes. Twice the Dolphins lost the ball inside the Oiler 10-yard line when the game was tied. Houston's Dan Pastorini wore a flak jacket to protect three broken ribs, and he passed for 261 of his 306-yard total in the first half.

<b>HOUSTON</b>	<b>7</b>	<b>0</b>	<b>0</b>	<b>10</b>	<b>-</b>	<b>17</b>
<b>MIAMI</b>	<b>7</b>	<b>0</b>	<b>0</b>	<b>2</b>	<b>-</b>	<b>9</b>

<b>M</b> - Tillman, 13 pass from Griese (Yepremian kick)	2/21	1- 9:58
<b>H</b> - Wilson, 13 pass from Pastorini (Fritsch kick)	10/71	1-14:57
<b>H</b> - FG Fritsch 35	10/53	4- 7:35
<b>H</b> - Campbell, 1 run (Fritsch kick)	10/50	4-13:05
<b>M</b> - Safety, Pastorini runs out of end zone		4-14:49

**ATT. - 70,036**

	<b>Houston</b>	<b>Miami</b>
First Downs/Total-Rush.-Pass.-Pen.	23-9-14-0	14-6-7-1
Total Yards-Plays-Average	455-77-5.9	209-57-3.7
Rushes-Yards-Average	45-165-3.7	25-91-3.6
Net Yards Passing-Times Thrown-Yards Lost	290-2-16	118-2-19
Passes Attempted-completed-Intercepted	30-20-0	30-12-3
Punts/Number-Average	5-44.0	5-48.6
Penalties/Number-Yards	5-37	1-5
Fumbles/Number-Lost	3-1	2-2

#### INDIVIDUAL STATISTICS

**RUSHING** - Miami: L. Harris 9-43; Williams 13-41; N. Moore 1-7; Bulaich 2-0.

Houston: Campbell 26-84, 1 TD; Wilson 14-76; Poole 1-12; Coleman 1-2; Pastorini 3-(-9).

**PASSING** - Miami: Griese 28-11-2, 114 yards, 1 TD; Strock 2-1-1, 23 yards, 0 TDs.

Houston: Pastorini 29-20-0, 306 yards, 1 TD; Barber 1-0-0, 0 yards, 0 TDs.

**RECEIVING** - Miami: D. Harris 4-42; N. Moore 2-28; Tillman 2-24, 1 TD; Bulaich 2-14; L. Harris 1-21; Williams 1-8.

Houston: Burrough 6-103; Wilson 5-40, 1 TD; Barber 4-112; Woods 2-22; Campbell 1-13; Caster 1-11; Coleman 1-5.

**INTERCEPTIONS** - Miami: None.

Houston: Bingham 1-4, Reinfeldt 1-0, Stemrick 1-0.

**SACKS** - Miami: Bokamper 2.

Houston: Washington 1; Bethea 1.

**MISSED FIELD GOALS** - Miami: Yepremian 38(WL).

Houston: Fritsch 28(B).

### 1979 AFC PLAYOFF

**STEELERS 34, DOLPHINS 14**  
**December 30, 1979**

**Three Rivers Stadium**  
**Pittsburgh, PA**

Launching a drive to their fourth Super Bowl title in six years, the Pittsburgh Steelers scored touchdowns on their first three possessions and coasted to a 34-14 victory at Three Rivers Stadium. Miami managed only 25 yards rushing against the Steel Curtain and was stopped twice in the second quarter after achieving a first down inside the Steeler 10-yard line. The Dolphins got as close as 20-7 with a seven-yard TD pass from Bob Griese to Duriel Harris in the third period, but Pittsburgh responded with a 69-yard TD drive. The Steelers marched 62, 62 and 56 yards for their first-quarter scores when quarterback Terry Bradshaw completed 8 of 10 passes, including touchdowns to John Stallworth and Lynn Swann, who was standing alone in the end zone. Don Strock directed a 13-play, 76-yard TD drive after relieving Griese in the fourth quarter

<b>MIAMI</b>	<b>0</b>	<b>0</b>	<b>7</b>	<b>7</b>	<b>-</b>	<b>14</b>
<b>PITTSBURGH</b>	<b>20</b>	<b>0</b>	<b>7</b>	<b>7</b>	<b>-</b>	<b>34</b>

<b>P</b> - Thornton, 1 run (Bahr kick)	13/62	1- 7:02
<b>P</b> - Stallworth, 17 pass from Bradshaw (kick blocked)	9/62	1-11:03
<b>P</b> - Swann, 20 pass from Bradshaw (Bahr kick)	6/56	1-14:09
<b>M</b> - Harris, 7 pass from Griese (von Schamann kick)	2/11	3- 3:55
<b>P</b> - Bleier, 1 run (Bahr kick)	12/69	3- 8:58
<b>P</b> - Harris, 5 run (Bahr kick)	9/43	4- 5:56
<b>M</b> - Csonka, 1 run (von Schamann kick)	13/76	4-11:53

**ATT. - 50,214**

	<b>Miami</b>	<b>Pittsburgh</b>
First Downs Total-Rush.-Pass.-Pen.	16-2-11-3	27-14-12-1
Total Yards-Plays-Average	249-65-3.8	379-72-5.3

#### 556 • Playoff History

	<b>Miami</b>	<b>Pittsburgh</b>
Rushes-Yards-Average	22-25-1.1	40-159-3.9
Net Yards Passing-Times Thrown-Yards Lost	224-3-19	220-1-10
Passes Attempted-Completed-Intercepted	40-22-2	31-21-0
Punts/Number-Average	4-36.3	2-29.5
Penalties Number-Yards	4-35	8-41
Fumbles/Number-Lost	0-0	3-3

#### INDIVIDUAL STATISTICS

**RUSHING** – Miami: Csonka 10-20, 1 TD; Davis 2-12; Griese 1-1; Williams 8-1; Roberts 1-(-9).  
Pittsburgh: Harris 21-83, 1 TD; Thornton 12-52, 1 TD; Hawthorne 2-15; Bleier 4-13, 1 TD; Anderson 1-(-4).

**PASSING** – Miami: Griese 26-14-1, 118 yards, 1 TD; Strock 14-8-1, 125 yards, 0 TDs.  
Pittsburgh: Bradshaw 31-21-0, 230 yards, 2 TDs.

**RECEIVING** – Miami: Williams 6-26; Moore 5-93; Harris 3-61, 1 TD; Nathan 3-27; Davis 2-24; Hardy 2-12; Torrey 1-0.  
Pittsburgh: Stallworth 6-86, 1 TD; Harris 5-32; Smith 4-41; Swann 3-37, 1 TD; Thornton 3-34.

**INTERCEPTIONS** – Miami: None.  
Pittsburgh: Winston 1-3; Woodruff 1-0.

**SACKS** – Miami: Barisich 0.5; Den Herder 0.5.  
Pittsburgh: Dunn 1.5; Greene 1; Lambert 0.5.

**MISSED FIELD GOALS** – Miami: None.  
Pittsburgh: None.

### 1981 AFC PLAYOFF

**CHARGERS 41, DOLPHINS 38 (OT)**  
**January 2, 1982**

**Orange Bowl**  
**Miami, FL**

A record-setting showcase of the passing game resulted in NFL playoff marks for most points (79), most total yards (1,036) and most drama as the San Diego Chargers outlasted the Dolphins 41-38 in overtime. "The Miracle That Died" was the Miami Herald headline after the Dolphins rallied behind reserve quarterback Don Strock to overcome a 24-point deficit. The Pro Football Hall of Fame voted the contest as the "NFL's Game of the '80s." Strock completed 29 of 43 passes for 403 yards and four touchdowns, spurring the Dolphins to a 38-31 lead. A 12-yard sweep by Tony Nathan on the first play of the fourth quarter put the Dolphins on top. But Charger quarterback Dan Fouts, who passed for an NFL record 4,802 yards during the season, led an 82-yard drive capped by a 9-yard pass to James Brooks to tie the game with 58 seconds remaining. Five players had more than 100 yards in receptions, topped by Charger tight end Kellen Winslow with 13 catches for 166 yards. Fouts, who finished with 433 yards on 33 of 53 marksmanship, hooked up with Charlie Joiner for 39 yards to the Dolphin 10-yard line. Rolf Benirschke then kicked a 29-yard field goal to end the struggle after 13:52 of overtime. Benirschke had missed a 27-yard attempt eight minutes earlier, and Miami's Uwe von Schamann had two attempts blocked – a 43-yarder on the last play of regulation and a 35-yarder after 11:27 of overtime. It was the first game in NFL history in which two quarterbacks passed for more than 400 yards.

<b>SAN DIEGO</b>	<b>24</b>	<b>0</b>	<b>7</b>	<b>7</b>	<b>3</b>	<b>-</b>	<b>41</b>
<b>MIAMI</b>	<b>0</b>	<b>17</b>	<b>14</b>	<b>7</b>	<b>0</b>	<b>-</b>	<b>38</b>

<b>SD</b> – FG Benirschke 32	9/64	1- 5:11
<b>SD</b> – Chandler, 56 punt return (Benirschke kick)		1- 7:36
<b>SD</b> – Muncie, 1 run (Benirschke kick)	7/29	1-11:02
<b>SD</b> – Brooks, 8 pass from Fouts (Benirschke kick)	3/11	1-13:29
<b>M</b> – FG von Schamann 34	10/63	2- 6:29
<b>M</b> – Rose, 1 pass from Strock (von Schamann kick)	7/39	2-12:15
<b>M</b> – Nathan, 25 run after lateral from Harris who caught 15 pass from Strock (von Schamann kick)	4/63	2-15:00
<b>M</b> – Rose, 15 pass from Strock (von Schamann kick)	8/74	3- 4:10
<b>SD</b> – Winslow, 25 pass from Fouts (Benirschke kick)	6/60	3-10:45
<b>M</b> – Hardy, 50 pass from Strock (von Schamann kick)	6/83	3-13:32
<b>SD</b> – Nathan, 12 run (von Schamann kick)	2/15	4- 0:07
<b>M</b> – Brooks, 9 pass from Fouts (Benirschke kick)	10/82	4-14:02
<b>SD</b> – FG Benirschke 29	6/74	OT-13:52

**ATT. – 73,735**

First Downs Total-Rush.-Pass.-Pen.

Total Yards-Plays-Average

Rushes-Yards-Average

Net Yards Passing-Times Thrown-Yards Lost

Passes Attempted-Completed-Intercepted

Punts/Number-Average

Penalties/Number-Yards

Fumbles/Number-Lost

**San Diego**

34-10-21-3

564-85-6.6

29-149-5.1

415-2-18

54-33-1

4-40.3

9-55

3-3

**Miami**

25-3-21-1

472-79-6.0

28-78-2.8

394-3-29

48-31-2

5-42.0

7-50

2-1

**Playoff History • 557**



## INDIVIDUAL STATISTICS

**RUSHING** – Miami: Nathan 14-48, 1 TD; Woodley 1-10; Hill 3-8; Vigorito 1-6; Franklin 9-6.

San Diego: Muncie 24-120, 1 TD; Brooks 3-19; Fouts 2-10.

**PASSING** – Miami: Strock 43-29-1, 403 yards, 4 TDs; Woodley 5-2-1, 20 yards, 0 TDs.

San Diego: Fouts 53-33-1, 433 yards, 3 TDs; Muncie 1-0-0, 0 yards, 0 TDs.

**RECEIVING** – Miami: Nathan 9-114, 1 TD; Harris 6-106; Hardy 5-89, 1 TD; Rose 4-37, 2 TDs; Cefalo 3-62; Vigorito 2-12; Hill 2-3.

San Diego: Winslow 13-166, 1 TD; Joiner 7-108; Chandler 6-106; Brooks 4-31, 2 TDs; Muncie 2-5; Scales 1-17.

**INTERCEPTIONS** – Miami: L. Blackwood 1-8.

San Diego: Edwards 1-35; Buchanon 1-0.

**SACKS** – Miami: Bokamper 2.

San Diego: Johnson 2; Jones 1.

**MISSED FIELD GOALS** – Miami: von Schamann 43(S), 34(B).

San Diego: Benirschke 55(WR), 27(WL).

## 1982 AFC PLAYOFF (first round)

**DOLPHINS 28, PATRIOTS 13**  
January 8, 1983

**Orange Bowl**  
**Miami, FL**

For the first time in nine years, the Miami Dolphins won a playoff game, defeating the New England Patriots 28-13. Dolphin QB David Woodley had one of his finest games, completing 16 of 19 passes for 246 yards and two TDs. He was a perfect 8-8 in the second half. The Dolphins had not experienced a playoff win since January 13, 1974, when they downed Minnesota in Super Bowl VIII. The Dolphins took command in the second quarter, putting together back-to-back TD drives of 76 and 79 yards that turned a 3-0 deficit into a 14-3 halftime advantage. The four Miami TDs came on a pair of two-yard passes from David Woodley to tight end Bruce Hardy, a one-yard run by Andra Franklin and Woody Bennett's two-yard burst up the middle. Franklin finished with 112 yards on 26 carries, but lost the ball three times on fumbles. Two of those fumbles resulted in John Smith field goals of 23 and 42 yards for New England.

<b>NEW ENGLAND</b>	<b>0</b>	<b>3</b>	<b>3</b>	<b>7</b>	<b>-</b>	<b>13</b>
<b>MIAMI</b>	<b>0</b>	<b>14</b>	<b>7</b>	<b>7</b>	<b>-</b>	<b>28</b>

<b>NE</b> – FG Smith 23	8/24	2- 3:07
<b>M</b> – Hardy, 2 pass from Woodley (von Schamann kick)	9/76	2- 8:24
<b>M</b> – Franklin, 1 run (von Schamann kick)	9/79	2-12:52
<b>NE</b> – FG Smith 42	8/38	3- 7:56
<b>M</b> – Bennett, 2 run (von Schamann kick)	11/74	3-13:59
<b>M</b> – Hardy, 2 pass from Woodley (von Schamann kick)	8/62	4- 6:05
<b>NE</b> – Hasselbeck, 22 pass from Grogan (Smith kick)	6/80	4- 9:38

**ATT. - 68,842**

	<b>New England</b>	<b>Miami</b>
First Downs/Total-Rush.-Pass.-Pen.	14-6-8-0	27-12-14-1
Total Yards-Plays-Average	237-52-4.6	448-66-6.8
Rushes-Yards-Average	18-77-4.3	45-214-4.8
Net Yards Passing-Times Thrown-Yards Lost	160-4-29	234-2-12
Passes Attempted-Completed-Intercepted	30-16-2	19-16-0
Punts/Number-Average	5-43.6	1-51.0
Penalties/Number-Yards	4-27	2-15
Fumbles/Number-Lost	1-1	3-3

## INDIVIDUAL STATISTICS

**RUSHING** – Miami: Franklin 26-112, 1 TD; Nathan 12-71; Woodley 1-16; Bennett 5-10, 1 TD; Vigorito 1-5.

New England: van Eeghen 9-40; Collins 7-35; Tatupu 1-4; Morgan 1-(-2).

**PASSING** – Miami: Woodley 19-16-0, 246 yards, 2 TDs.

New England: Grogan 30-16-2, 189 yards, 1 TD.

**RECEIVING** – Miami: Nathan 5-68; Hardy 3-23, 2 TDs; Rose 2-47; Vigorito 2-40; Cefalo 2-27; Harris 1-36; Diana 1-5.

New England: Hasselbeck 7-87, 1 TD; Dawson 4-49; Collins 1-17; Toler 1-16; Brown 1-8; Johnson 1-7; van Eeghen 1-5.

**INTERCEPTIONS** – Miami: McNeal 1-16; Small 1-0.

New England: None.

**SACKS** – Miami: Rhone 1, Bokamper 1; Baumhower 1; Duhe 1.

New England: Owens 2.

**MISSED FIELD GOALS** – Miami: von Schamann 52(WR).

New England: None.

## 1982 AFC PLAYOFF (second round)

**DOLPHINS 34, CHARGERS 13**  
**January 16, 1983**

**Orange Bowl**  
**Miami, FL**

The Dolphins choked off the famed Charger offense and won 34-13. The Dolphin defense stopped the San Diego offense, holding it to a total of 247 yards – 203 yards below its league-leading average - while holding the Chargers scoreless in the second half. Dolphin defenders intercepted QB Dan Fouts five times, sacked him three times and held the Chargers to 15 completions for 191 yards – their lowest output since a January, 1982, playoff game in the ice at Cincinnati. The Dolphin offense kept Fouts and Company on the sideline by utilizing ball control that produced 80 plays to San Diego's 54 and an overwhelming time of possession advantage; the Dolphins had the ball for 40:46 to the Chargers' 19:14. Dolphin QB David Woodley guided his team to a 214-yard ground attack while connecting on 17-22 passes for 195 yards and two TDs. Woodley opened the scoring with a three-yard pass to Nat Moore in the first quarter and made it 14-0 by directing Miami 89 yards on 13 plays. Charger kickoff returner Hank Bauer fumbled a kickoff which was recovered by Uwe von Schamann at the Charger 23-yard line. Seven plays later, Woodley hit tight end Ronnie Lee on a six-yard look-in pass for the score. On the next kickoff, Dolphin rookie Rich Diana recovered a fumble by the Chargers' James Brooks, but this time Miami had to settle for a 29-yard von Schamann field goal. The Chargers scored two late TDs, one on a 28-yard pass from Fouts to Charlie Joiner and the other on Chuck Muncie's one-yard dive that ended the San Diego scoring. Von Schamann added a second field goal shortly before the end of the first half and Woodley scored on a seven-yard QB draw early in the fourth quarter.

<b>SAN DIEGO</b>	<b>0</b>	<b>13</b>	<b>0</b>	<b>0</b>	<b>–</b>	<b>13</b>
<b>MIAMI</b>	<b>7</b>	<b>20</b>	<b>0</b>	<b>7</b>	<b>–</b>	<b>34</b>

<b>M</b> – Moore, 3 pass from Woodley (von Schamann kick)	5/26	1- 6:52
<b>M</b> – Franklin, 3 run (von Schamann kick)	13/89	2- 1:28
<b>M</b> – Lee, 6 pass from Woodley (von Schamann kick)	7/23	2- 4:31
<b>M</b> – FG von Schamann 24	7/30	2- 7:15
<b>SD</b> – Joiner, 28 pass from Fouts (kick failed)	3/28	2-11:14
<b>M</b> – FG von Schamann 23	7/70	2-13:55
<b>SD</b> – Muncie, 1 run (Benirschke kick)	5/76	2-14:38
<b>M</b> – Woodley, 7 run (von Schamann kick)	8/62	4- 0:42

**ATT. – 71,383**

	<b>San Diego</b>	<b>Miami</b>
First Downs/Total-Rush.-Pass.-Pen.	17-5-9-3	29-15-11-3
Total Yards-Plays-Average	247-54-4.6	413-80-5.2
Rushes-Yards-Average	17-79-4.6	56-214-3.8
Net Yards Passing-Times Thrown-Yards Lost	168-3-23	199-1-16
Passes Attempted-Completed-Intercepted	34-15-5	23-18-1
Punts/Number-Average	4-41.3	3-40.3
Penalties/Number-Yards	7-62	6-70
Fumbles/Number-Lost	3-2	2-1

### **INDIVIDUAL STATISTICS**

**RUSHING** – Miami: Franklin 23-96, 1 TD; Nathan 19-83; Woodley 3-14, 1 TD; Bennett 7-14; Orosz 1-11; Vigorito 1-2; Jensen 2-(-6).

San Diego: Muncie 11-62, 1 TD; Brooks 3-9; Fouts 2-3; Capelletti 1-5.

**PASSING** – Miami: Woodley 22-17-1, 195 yards, 2 TDs; Nathan 1-1-0, 20 yards, 0 TDs.

San Diego: Fouts 34-15-5, 191 yards, 1 TD.

**RECEIVING** – Miami: Nathan 8-55; Hardy 3-45; Cefalo 2-69; Vigorito 2-22; Harris 1-15; Lee 1-6, 1 TD; Moore 1-3, 1 TD.

San Diego: Muncie 6-53; Chandler 2-38; Brooks 2-25; Sievers 2-21; Joiner 1-28, 1 TD; Winslow 1-18; Holohan 1-8.

**INTERCEPTIONS** – Miami: G. Blackwood 2-19; McNeal 1-20; Small 1-16; L. Blackwood 1-(-1).

San Diego: Fox 1-18.

**SACKS** – Miami: Duhe 2; Bokamper 1.

San Diego: Ferguson 1.

**MISSED FIELD GOALS** – Miami: None.

San Diego: None.

## 1982 AFC CHAMPIONSHIP

**DOLPHINS 14, JETS 0**  
**January 23, 1983**

**Orange Bowl**  
**Miami, FL**

For the third time in as many games in 1982, the Miami Dolphins defeated the New York Jets, this time on a rainy, mud-soaked Orange Bowl field. The Dolphins set an AFC Championship Game record by holding the Jets to 139 total yards. A.J. Duhe set an AFC playoff record with three

interceptions, including one he returned for a 35-yard TD. The Dolphins set an NFL record by being the first team to have defeated the same team three times in a season – two times during the regular season and once in a playoff game. On nine occasions since the AFL-NFL merger, teams had met three times in a season – but no team had won all three games. Before a crowd of 67,396, the Dolphins' Woody Bennett rumbled seven yards up the middle to score the only points the Dolphins would need. That came in the third quarter after the teams had trudged through a scoreless first half on the soggy Prescription Athletic Turf.

<b>N.Y. JETS</b>	<b>0</b>	<b>0</b>	<b>0</b>	<b>0</b>	<b>-</b>	<b>0</b>
<b>MIAMI</b>	<b>0</b>	<b>0</b>	<b>7</b>	<b>7</b>	<b>-</b>	<b>14</b>

**M** – Bennett, 7 run (von Schamann kick) 7/48 3- 2:05  
**M** – Duhe, 35 interception return (von Schamann kick) 4- 2:08

**ATT. – 67,396**

	<b>N.Y. Jets</b>	<b>Miami</b>
First Downs Total-Rush.-Pass.-Pen.	10-2-6-2	13-7-5-1
Total Yards-Plays-Average	139-65-2.1	198-66-3.0
Rushes-Yards-Average	24-62-2.6	41-138-3.4
Net Yards Passing-Times Thrown-Yards Lost	77-4-26	60-4-27
Passes Attempted-Completed-Intercepted	37-15-5	21-9-3
Punts/Number-Average	10-35.7	10-33.3
Penalties/Number-Yards	6-42	3-15
Fumbles/Number-Lost	1-0	3-1

#### INDIVIDUAL STATISTICS

**RUSHING** – Miami: Woodley 8-46; Franklin 13-44; Nathan 7-24; Bennett 13-24, 1 TD.

N.Y. Jets: McNeil 17-46; Todd 4-10; Augustyniak 2-5; Dierking 1-1.

**PASSING** – Miami: Woodley 21-9-3, 87 yards, 0 TDs.

N.Y. Jets: Todd 37-15-5, 103 yards, 0 TDs.

**RECEIVING** – Miami: Vigorito 3-29; Harris 2-28; Nathan 2-4; Rose 1-20; Lee 1-6.

N.Y. Jets: Harper 4-14; Jones 3-35; Barkum 2-20; Augustyniak 2-12; McNeil 1-9; Gaffney 1-7; Dierking 1-6; Walker 1-0.

**INTERCEPTIONS** – Miami: Duhe 3-36, 1 TD; Small 1-8; G. Blackwood 1-4.

N.Y. Jets: Schroy 2-1; Buttle 1-0.

**SACKS** – Miami: Bokamper 2, Brudzinski 1, Baumhower 1.

N.Y. Jets: Gastineau 2, Lyons 1, Neil 1.

**MISSED FIELD GOALS** – Miami: None.

N.Y. Jets: None.

## SUPER BOWL XVII

**REDSKINS 27, DOLPHINS 17**  
**January 30, 1983**

**Rose Bowl**  
**Pasadena, CA**

The Washington Redskins, behind the power running of John Riggins, came from behind to win Super Bowl XVII in the famed Rose Bowl, beating Miami 27-17. Before the second-largest crowd for a Super Bowl – 103,667 fans – the Redskins took the lead for the first time with a little more than 10 minutes left on the clock. The game was marked by a Super Bowl record performance by Fulton Walker, who returned four kickoffs 190 yards, including a 98-yard TD that gave Miami a 17-10 halftime lead. It was the first kickoff returned for a TD in Super Bowl history and the longest kickoff return in playoff history. Riggins ran up 166 yards on 38 carries, both Super Bowl records. On a short-yardage play – fourth-and-one from the Redskin 43 with 10:01 to play – Riggins broke a tackle and scored on a 43-yard run. Riggins accounted for 181 total yards, five more yards than the entire Miami offense could manage in the game. In the first quarter, Miami jumped to a quick lead with a 76-yard David Woodley to Jimmy Cefalo pass for a TD.

<b>MIAMI</b>	<b>7</b>	<b>10</b>	<b>0</b>	<b>0</b>	<b>-</b>	<b>17</b>
<b>WASHINGTON</b>	<b>0</b>	<b>10</b>	<b>3</b>	<b>14</b>	<b>-</b>	<b>27</b>

**M** – Cefalo, 76 pass from Woodley (von Schamann kick) 2/80 1- 6:49  
**W** – FG Moseley 31 7/32 2- 0:21  
**M** – FG von Schamann 20 13/50 2- 9:00  
**W** – Garrett, 4 pass from Theismann (Moseley kick) 11/80 2-13:09  
**M** – Walker, 98 kickoff return (von Schamann kick) 2-13:22  
**W** – FG Moseley 20 6/61 3- 6:51  
**W** – Riggins, 43 run (Moseley kick) 4/52 4- 4:59  
**W** – Brown, 6 pass from Theismann (Moseley kick) 12/41 4-13:05

**ATT. – 103,667**

First Downs Total-Rush.-Pass.-Pen. **Miami** **Washington**  
9-7-2-0 24-14-9-1

### 560 • Playoff History



	Miami	Washington
Total Yards-Plays-Average	176-47-3.7	400-78-5.1
Rushes-Yards-Average	29-96-3.3	52-276-5.3
Net Yards Passing-Times Thrown-Yards Lost	80-1-17	124-3-19
Passes Attempted-Completed-Intercepted	17-4-1	23-15-2
Punts/Number-Average	6-37.8	4-42.0
Penalties/Number-Yards	4-55	5-36
Fumbles/Number-Lost	2-1	0-0

#### INDIVIDUAL STATISTICS

**RUSHING** – Miami: Franklin 16-49; Nathan 7-26; Woodley 4-16; Vigorito 1-4; Harris 1-1.  
 Washington: Riggins 38-166, 1 TD; Garrett 1-44; Harmon 9-40; Theismann 3-20; Walker 1-6.

**PASSING** – Miami: Woodley 14-4-1, 97 yards, 1 TD; Strock 3-0-0, 0 yards, 0 TDs.  
 Washington: Theismann 23-15-2, 143 yards, 2 TDs.

**RECEIVING** – Miami: Cefalo 2-82, 1 TD; Harris 2-15.  
 Washington: Brown 6-60, 1 TD; Warren 5-28; Garrett 2-13, 1 TD; Walker 1-27; Riggins 1-15.

**INTERCEPTIONS** – Miami: Duhe 1-0; L. Blackwood 1-0.  
 Washington: Murphy 1-0.

**SACKS** – Miami: Baumhower 1; Gordon 1; Rhone 1.  
 Washington: Manley 1.

**MISSED FIELD GOALS** – Miami: None.  
 Washington: None.

### 1983 AFC PLAYOFF

#### SEAHAWKS 27, DOLPHINS 20 December 31, 1983

#### Orange Bowl Miami, FL

The Miami Dolphins saw their season end on a sour note as they lost a 27-20 decision to the Seattle Seahawks in the first round of the AFC playoffs. Before 71,032 fans in the Orange Bowl, Dolphin rookie quarterback Dan Marino returned from his December 4 knee injury. On their second possession, the Dolphins launched a 12-play, 80-yard drive ending with a 19-yard TD pass from Marino to tight end Dan Johnson (PAT missed). A 59-yard return by Zachary Dixon on the ensuing kickoff led to a six-yard scoring toss from Seattle's Dave Krieg to Cullen Bryant with the extra point, giving the Seahawks a one point lead. Miami immediately retaliated, using a 17-yard Marino to Mark Duper hook-up to pave the way for a 32-yard circus catch by Duper for the touchdown. Early in the third quarter, a David Overstreet fumble in Seattle territory set the Seahawks up for a 55-yard TD march featuring a 28-yard completion from Krieg to Paul Johns, and culminating in a one-yard run by Curt Warner. Norm Johnson's 27-yard field goal early in the fourth quarter gave Seattle a 17-13 lead. The Dolphins managed to regain the lead at 20-17 following a Gerald Small interception (18-yard return) and Woody Bennett's two-yard run with only 3:43 remaining. However, the lead was shortlived as the Seahawks came right back to score on Warner's short run following a pair of Krieg to Steve Largent completions for a total of 56 yards. Miami's Fulton Walker then fumbled the Seattle kickoff, thus leading to a 37-yard Johnson field goal. Another Walker kickoff fumble iced the game for the Seahawks, who were participating in the playoffs for the first time in their eight-year history.

SEATTLE	0	7	7	13	–	27
MIAMI	0	13	0	7	–	20

M	– Johnson, 19 pass from Marino (kick failed)	12/80	2- 2:23
S	– C. Bryant, 6 pass from Krieg (N. Johnson kick)	6/38	2- 5:41
M	– Duper, 32 pass from Marino (von Schamann kick)	7/74	2- 9:17
S	– Warner, 1 run (N. Johnson kick)	8/55	3- 8:34
S	– FG N. Johnson 27	9/40	4- 4:18
M	– Bennett, 2 run (von Schamann kick)	3/16	4-11:17
S	– Warner, 2 run (N. Johnson kick)	5/66	4-13:12
S	– FG N. Johnson 37	4/8	4-13:45

ATT. – 71,032

	Seattle	Miami
First Downs Total-Rush.-Pass.-Pen.	21-12-9-0	21-9-11-1
Total Yards-Plays-Average	334-72-4.6	321-56-5.7
Rushes-Yards-Average	42-151-3.6	30-128-4.3
Net Yards Passing-Times Thrown-Yards Lost	183-1-9	193-0-0
Passes Attempted-Completed-Intercepted	29-15-1	26-15-2
Punts/Number-Average	4-38.0	4-35.5
Penalties/Number-Yards	2-15	5-30
Fumbles/Number-Lost	0-0	3-3

#### INDIVIDUAL STATISTICS

**RUSHING** – Miami: Overstreet 9-50; Bennett 7-31, 1 TD; Franklin 6-28; Nathan 8-19.  
 Seattle: Warner 29-113, 2 TDs; C. Bryant 5-22; Hughes 4-21; Krieg 4-(-5).

**PASSING** – Miami: Marino 25-15-2, 193 yards, 2 TDs; Clayton 1-0-0, 0 yards, 0 TDs.

Seattle: Krieg 28-15-1, 192 yards, 1 TD; Zorn 1-0-0, 0 yards, 0 TDs.

**RECEIVING** - Miami: Duper 9-117, 1 TD; Johnson 2-29, 1 TD; Moore 2-26; Rose 1-15; Nathan 1-6.

Seattle: Warner 5-38; Johns 4-60; Largent 2-56; Doornink 2-26; C. Bryant 2-12, 1 TD.

**INTERCEPTIONS** – Miami: Small 1-18.

Seattle: Harris 1-0; Justin 1-0.

**SACKS** – Miami: Baumhower 1.

Seattle: None.

**MISSED FIELD GOALS** – Miami: None.

Seattle: N. Johnson 48(B).

## **1984 AFC PLAYOFF**

**DOLPHINS 31, SEAHAWKS 10**  
**December 29, 1984**

**Orange Bowl**  
**Miami, FL**

The Miami Dolphins, led by quarterback Dan Marino's three touchdown passes and a defense that shut out the opposition in three of four quarters, defeated the Seattle Seahawks 31-10 before 73,469 fans in the Orange Bowl. The Dolphins moved in front on their second possession and stayed there. Running back Tony Nathan keyed the 68-yard drive by gaining 38 yards on four carries, including the touchdown on a 14-yard run. A 26-yard Marino to Mark Clayton completion was the long play of the scoring march. A 32-yard interception return by Seattle's John Harris and a 25-yard pass from Dave Krieg to Steve Largent paved the way for Norm Johnson's 27-yard field goal that cut Miami's lead to 7-3. The Dolphins, however, came right back to score on their next series as a 20-yard reception by Woody Bennett preceded Marino's 34-yard scoring hook-up with Jimmy Cefalo. The Seahawks made it 14-10 at halftime when Largent scored on a 56-yard catch-and-run play. After Miami's defense had stopped Seattle on the Dolphin 24-yard line to open the second half, the Dolphins embarked on a 13-play, 76-yard TD drive that included a Bruce Hardy touchdown catch from three yards out. After the Seahawks' Jeff West managed just a seven-yard punt, Clayton made an acrobatic catch on a tipped ball in the end zone for a 33-yard TD. Miami closed out the scoring on Uwe von Schamann's 37-yard field goal in a drive that featured a 32-yard Marino to Hardy pass.

<b>SEATTLE</b>	<b>0</b>	<b>10</b>	<b>0</b>	<b>0</b>	<b>-</b>	<b>10</b>
<b>MIAMI</b>	<b>7</b>	<b>7</b>	<b>14</b>	<b>3</b>	<b>-</b>	<b>31</b>

<b>M</b> – Nathan, 14 run (von Schamann kick)	8/68	1-10:51
<b>S</b> – FG Johnson 27	7/29	2- 1:24
<b>M</b> – Cefalo, 34 pass from Marino (von Schamann kick)	4/60	2- 4:07
<b>S</b> – Largent, 56 pass from Krieg (Johnson kick)	4/70	2-11:37
<b>M</b> – Hardy, 3 pass from Marino (von Schamann kick)	13/76	3-10:35
<b>M</b> – Clayton, 33 pass from Marino (von Schamann kick)	2/33	3-12:35
<b>M</b> – FG von Schamann 37	8/69	4- 3:32

**ATT. – 73,469**

	<b>Seattle</b>	<b>Miami</b>
First Downs Total-Rush.-Pass.-Pen.	8-2-6-0	22-8-12-2
Total Yards-Plays-Average	267-55-4.9	405-70-5.8
Rushes-Yards-Average	18-51-2.8	36-143-4.0
Net Yards Passing-Times Thrown-Yards Lost	216-2-18	262-0-0
Passes Attempted-completed-Intercepted	35-20-0	34-21-2
Punts/Number-Average	7-37.0	3-37.0
Penalties/Number-Yards	4-20	1-5
Fumbles/Number-Lost	1-1	0-0

### **INDIVIDUAL STATISTICS**

**RUSHING** – Miami: Nathan 18-76, 1 TD; Bennett 11-41; P. Johnson 6-22; Carter 1-4.

Seattle: Doornink 10-35; Hughes 7-14; Krieg 1-2.

**PASSING** – Miami: Marino 34-21-2, 262 yards, 3 TDs.

Seattle: Krieg 35-20-0, 234 yards, 1 TD.

**RECEIVING** – Miami: Clayton 5-75, 1 TD; Nathan 4-20; Hardy 3-48, 1 TD; Duper 3-32; Cefalo 2-43, 1 TD; Moore 2-11; Bennett 1-20; Rose 1-13.

Seattle: Largent 6-128, 1 TD; Doornink 6-23; Turner 3-38; Skansi 2-31; Hughes 1-8; C. Young 1-5; Krieg 1-1.

**INTERCEPTIONS** – Miami: None.

Seattle: Harris 2-45.

**SACKS** – Miami: Betters 1; Brudzinski 1.

Seattle: None.

**MISSED FIELD GOALS** – Miami: von Schamann 43(WR), 37(WL).

Seattle: N. Johnson 41(WL).

## 1984 AFC CHAMPIONSHIP

**DOLPHINS 45, STEELERS 28**  
**January 6, 1985**

**Orange Bowl**  
**Miami, FL**

The Miami Dolphins, led by Dan Marino's 421 yards passing (four touchdowns) and Mark Duper's 148 yards receiving, advanced to Super Bowl XIX by defeating the Pittsburgh Steelers 45-28 in the AFC Championship Game before 76,029 fans in the Orange Bowl. The Dolphins scored on their first offensive series as they moved 67 yards in four plays following a William Judson interception, with the TD coming on a 40-yard pass from Marino to Mark Clayton. Pittsburgh's first score came on Rich Erenberg's seven-yard run that had been set up by Walter Abercrombie's 38 yards gained in the 66-yard march. A 26-yard Uwe von Schamann field goal preceded a 65-yard toss from the Steelers' Mark Malone to John Stallworth that gave Pittsburgh a 14-10 lead. The Dolphins then scored two TDs in the final 2:52 of the first half, the first score coming on a 41-yard reception by Duper. After Lyle Blackwood's interception, Marino hit TE Joe Rose for a 28-yard gain before Tony Nathan gave the Dolphins a 24-14 lead on a two-yard run. Miami then scored on its first three second-half possessions, leading off with Marino's 36-yard scoring strike to Duper. The Steelers closed the gap to 31-21 on Malone's 19-yarder to Stallworth (33-yarder to Louis Lipps in drive). Completions to Duper (41 yards), Nathan (20 yards) and Nat Moore (28 yards) then led to a one-yard TD dive by Woody Bennett. Moore then caught a six-yard touchdown pass before Wayne Capers closed out the scoring with a 29-yard TD reception.

<b>PITTSBURGH</b>	<b>7</b>	<b>7</b>	<b>7</b>	<b>7</b>	<b>-</b>	<b>28</b>
<b>MIAMI</b>	<b>7</b>	<b>17</b>	<b>14</b>	<b>7</b>	<b>-</b>	<b>45</b>

<b>M</b> - Clayton 40 pass from Marino (von Schamann kick)	4/67	1- 7:15
<b>P</b> - Erenberg, 7 run (Anderson kick)	7/66	1-11:30
<b>M</b> - FG von Schamann 26	8/55	2- 5:56
<b>P</b> - Stallworth, 65 pass from Malone (Anderson kick)	3/71	2-12:08
<b>M</b> - Duper, 41 pass from Marino (von Schamann kick)	5/77	2-13:30
<b>M</b> - Nathan, 2 run (von Schamann kick)	5/35	2-14:24
<b>M</b> - Duper, 36 pass from Marino (von Schamann kick)	4/78	3- 1:48
<b>P</b> - Stallworth, 19 pass from Malone (Anderson kick)	9/72	3- 7:05
<b>M</b> - Bennett, 1 run (von Schamann kick)	10/80	3-13:20
<b>M</b> - Moore, 6 pass from Marino (von Schamann kick)	9/66	4- 3:55
<b>P</b> - Capers, 29 pass from Malone (Anderson kick)	5/84	4-14:35

**ATT. - 76,029**

	<b>Pittsburgh</b>	<b>Miami</b>
First Downs/Total-Rush.-Pass.-Pen.	22-8-14-0	28-10-18-0
Total Yards-Plays-Average	455-68-6.7	569-71-8.0
Rushes-Yards-Average	32-143-4.5	38-134-3.5
Net Yards Passing-Times Thrown-Yards Lost	312-0-0	435-0-0
Passes Attempted-Completed-Intercepted	36-20-3	33-22-1
Punts/Number-Average	3-43.7	2-42.5
Penalties/Number-Yards	3-30	3-25
Fumbles/Number-Lost	2-1	1-1

### **INDIVIDUAL STATISTICS**

**RUSHING** - Miami: Nathan 19-64, 1 TD; P. Johnson 10-39; Bennett 8-33, 1 TD; Strock 1-(-2).

Pittsburgh: Abercrombie 15-68; Pollard 11-48; Erenberg 6-27, 1 TD.

**PASSING** - Miami: Marino 32-21-1, 421 yards, 4 TDs; Nathan 1-1-0, 14 yards, 0 TDs.

Pittsburgh: Malone 36-20-3, 312 yards, 3 TDs.

**RECEIVING** - Miami: Nathan 8-114; Duper 5-148, 2 TDs; Clayton 4-95, 1 TD; Moore 2-34, 1 TD; Hardy 2-16; Rose 1-28.

Pittsburgh: Erenberg 5-59; Stallworth 4-111, 2 TDs; Lipps 3-45; Sweeney 3-42; Pollard 3-13; Capers 1-29, 1 TD; Abercrombie 1-13.

**INTERCEPTIONS** - Miami: Judson 1-34; G. Blackwood 1-4; L. Blackwood 1-4.

Pittsburgh: Shell 1-18.

**SACKS** - Miami: None.

Pittsburgh: None.

**MISSED FIELD GOALS** - Miami: von Schamann 52(S).

Pittsburgh: Anderson 53(WR).

## **SUPER BOWL XIX**

**49ERS 38, DOLPHINS 16**  
**January 20, 1985**

**Stanford Stadium**  
**Palo Alto, CA**

The Miami Dolphins, unable to score in the game's final two quarters, dropped a 38-16 decision to the San Francisco 49ers in Super Bowl XIX before 84,059 fans in Stanford Stadium. The Dolphins were outgained in the contest by a 537-314 margin with the 49ers maintaining possession for 37:11. Miami opened the scoring on its first possession as Uwe von Schamann converted a 37-yard field

**Playoff History • 563**



goal (key play – Dan Marino’s 25-yard completion to Tony Nathan). San Francisco jumped ahead 7-3 when QB Joe Montana led the Niners on an eight-play, 78-yard drive that culminated in a 33-yard TD toss to Carl Monroe. The Dolphins scored their only touchdown of the game on their next series as two Marino completions to Mark Clayton (18, 13 yards) and a 21-yarder to Dan Johnson paved the way for Johnson’s two-yard scoring catch. Touchdown runs of eight and two yards by Roger Craig and Montana’s six-yard scamper gave San Francisco a 28-10 lead. Von Schamann then connected on field goals of 31 and 30 yards in the final 12 seconds of the first half to close the Dolphin deficit to 28-16. The 49ers upped their lead on their initial second-half possession on Ray Wersching’s 27-yard field goal, before closing out the scoring on Craig’s 16-yard scoring reception (key play – 40-yard Montana to Wendell Tyler pass play).

	<b>MIAMI</b>	<b>10</b>	<b>6</b>	<b>0</b>	<b>0</b>	<b>–</b>	<b>16</b>	
	<b>SAN FRANCISCO</b>	<b>7</b>	<b>21</b>	<b>10</b>	<b>0</b>	<b>–</b>	<b>38</b>	
<b>M</b> –	FG von Schamann 37						7/45	1- 7:36
<b>SF</b> –	Monroe, 33 pass from Montana (Wersching kick)						8/78	1-11:48
<b>M</b> –	Johnson, 2 pass from Marino (von Schamann kick)						6/70	1-14:15
<b>SF</b> –	Craig, 8 pass from Montana (Wersching kick)						4/47	2- 3:26
<b>SF</b> –	Montana, 6 run (Wersching kick)						6/55	2- 8:02
<b>SF</b> –	Craig, 2 run (Wersching kick)						9/52	2-12:55
<b>M</b> –	FG von Schamann 31						12/72	2-14:48
<b>M</b> –	FG von Schamann 30						1/0	2-15:00
<b>SF</b> –	FG Wersching 27						10/43	3- 4:48
<b>SF</b> –	Craig, 16 pass from Montana (Wersching kick)						5/70	3- 8:42

ATT. – 84,059

	<b>Miami</b>	<b>San Francisco</b>
First Downs Total-Rush.-Pass.-Pen.	19-2-17-0	31-16-15-0
Total Yards-Plays-Average	314-63-5.0	537-76-7.1
Rushes-Yards-Average	9-25-2.8	40-211-5.3
Net Yards Passing-Times Thrown-Yards Lost	289-4-29	326-1-5
Passes Attempted-Completed-Intercepted	50-29-2	35-24-0
Punts/Number-Average	6-39.3	3-32.7
Penalties/Number-Yards	1-10	2-10
Fumbles/Number-Lost	1-0	2-2

#### INDIVIDUAL STATISTICS

**RUSHING** – Miami: Nathan 5-18; Bennett 3-7; Marino 1-0.  
 San Francisco: Tyler 13-65; Montana 5-59, 1 TD; Craig 15-58, 1 TD; Harmon 5-20; Solomon 1-5; Cooper 1-4.

**PASSING** – Miami: Marino 50-29-2, 318 yards, 1 TD.  
 San Francisco: Montana 35-24-0, 331 yards, 3 TDs.

**RECEIVING** – Miami: Nathan 10-83; Clayton 6-92; Rose 6-73; Johnson 3-28, 1 TD; Moore 2-17; Cefalo 1-14; Duper 1-11.  
 San Francisco: Craig 8-82, 2 TDs; Clark 5-72; Francis 5-60; Tyler 4-70; Monroe 1-33, 1 TD; Solomon 1-14.

**INTERCEPTIONS** – Miami: None.  
 San Francisco: Wright 1-0; Williamson 1-0.

**SACKS** – Miami: Betters 1.  
 San Francisco: Board 2; Johnson 1; Tuiasosopo 1.

**MISSED FIELD GOALS** – Miami: None.  
 San Francisco: None.

### 1985 AFC PLAYOFF

<b>DOLPHINS 24, BROWNS 21</b>	<b>Orange Bowl</b>
<b>January 4, 1986</b>	<b>Miami, FL</b>

Most people had not given them much of a chance to win, but the 8-8 Cleveland Browns nearly upset the 12-4 Dolphins in the Orange Bowl. It would take two Ron Davenport touchdowns in the final 17 minutes to send Miami to a 24-21 victory and the AFC Championship Game against New England the following week. Fuad Reveiz put the Dolphins on the board early with a 51-yard field goal on Miami’s first drive of the game. But Cleveland came back to score 21 unanswered points, and held a 21-3 advantage midway through the third quarter. Cleveland rookie quarterback Bernie Kosar, who had played two college seasons in the Orange Bowl for the University of Miami, hit Ozzie Newsome with a 16-yard touchdown pass for the Browns first points of the day. Earnest Byner (16-161) ran in from 21 yards out just before the half, and then he broke a 66-yard touchdown jaunt 3:38 into the second half. Just like that, the improbable began to look possible. Dan Marino connected with Nat Moore for a six-yard touchdown pass just over six minutes later and Miami had closed the margin to 21-10. Then it was time for Davenport (6-48) to show his stuff. First, he hit the hole for a 31-yard touchdown run late in the third period and then he closed the scoring and put Miami up for good, going over from one yard out with just 1:57 remaining in the game.

<b>CLEVELAND</b>	<b>7</b>	<b>7</b>	<b>7</b>	<b>0</b>	<b>-</b>	<b>21</b>
<b>MIAMI</b>	<b>3</b>	<b>0</b>	<b>14</b>	<b>7</b>	<b>-</b>	<b>24</b>

<b>M</b> - FG Reveiz 51	5/25	1- 4:26
<b>C</b> - Newsome, 16 pass from Kosar (Bahr kick)	10/82	1-13:36
<b>C</b> - Byner, 21 run (Bahr kick)	8/55	2-14:02
<b>C</b> - Byner, 66 run (Bahr kick)	4/80	3- 3:38
<b>M</b> - N. Moore, 6 pass from Marino (Reveiz kick)	13/74	3- 9:47
<b>M</b> - Davenport, 31 run (Reveiz kick)	5/48	3-13:19
<b>M</b> - Davenport, 1 run (Reveiz kick)	9/73	4-13:03

ATT. - 75,128

	<b>Cleveland</b>	<b>Miami</b>
First Downs Total-Rush.-Pass.-Pen.	17-11-5-1	20-6-13-1
Total Yards-Plays-Average	313-57-5.5	330-64-5.2
Rushes-Yards-Average	37-251-6.8	19-92-4.8
Net Yards Passing-Times Thrown-Yards Lost	62-1-4	238-0-0
Passes Attempted-Completed-Intercepted	19-10-1	45-25-1
Punts/Number-Average	6-37.2	5-41.6
Penalties/Number-Yards	6-49	2-20
Fumbles/Number-Lost	1-0	1-0

#### INDIVIDUAL STATISTICS

**RUSHING** - Miami: Davenport 6-48, 2 TDs; Nathan 7-21; Bennett 4-17; Carter 2-6.

Cleveland: Byner 16-161, 2 TDs; Mack 13-56; Dickey 6-28; Kosar 2-6.

**PASSING** - Miami: Marino 45-25-1, 238 yards, 1 TD.

Cleveland: Kosar 19-10-1, 66 yards, 1 TD.

**RECEIVING** - Miami: Nathan 10-101; Hardy 5-51; N. Moore 4-29, 1 TD; Johnson 2-17; Rose 1-17; Clayton 1-15; Bennett 1-6; Carter 1-2.

Cleveland: Byner 4-25; Newsome 2-22, 1 TD; Holt 2-2; Cl. Weathers 1-12; Fontenot 1-5.

**INTERCEPTIONS** - Miami: Lankford 1-2.

Cleveland: Rogers 1-45.

**SACKS** - Miami: Moore 1.

Cleveland: None.

**MISSED FIELD GOALS** - Miami: Reveiz 47(S).

Cleveland: None.

## 1985 AFC CHAMPIONSHIP

**PATRIOTS 31, DOLPHINS 14**  
January 12, 1986

**Orange Bowl**  
**Miami, FL**

The New England Patriots garnered a bid to their first Super Bowl by snapping an 18-game losing streak to the Dolphins in Miami with a 31-14 triumph at the Orange Bowl. The Patriots' only previous victory in Miami came in the first meeting between the two teams in 1966. New England backs Craig James (22-105) and Robert Weathers (16-87) combined for 192 yards rushing and quarterback Tony Eason was on target with a 10-12 performance for 71 yards as the Pats set up a Super Bowl date with the Chicago Bears. After New England got on the board first with a Tony Franklin 23-yard field goal, the Dolphins stormed back for their only lead of the afternoon when Dan Marino passed 10 yards to Dan Johnson early in the second quarter. Eason brought New England right back with three touchdown tosses, and the Pats led 24-7 after three quarters. Miami's last score of the day came early in the fourth quarter when Tony Nathan grabbed a 10-yard TD pass from Marino. New England fullback Mosi Tatupu ended the game's scoring with a one-yard TD jaunt midway through the fourth quarter.

<b>NEW ENGLAND</b>	<b>3</b>	<b>14</b>	<b>7</b>	<b>7</b>	<b>-</b>	<b>31</b>
<b>MIAMI</b>	<b>0</b>	<b>7</b>	<b>0</b>	<b>7</b>	<b>-</b>	<b>14</b>

<b>M</b> - FG Reveiz 51	5/25	1- 4:26
<b>NE</b> - FG Franklin 23	6/14	1- 6:40
<b>M</b> - Johnson, 10 pass from Marino (Reveiz kick)	11/80	2- 0:21
<b>NE</b> - Collins, 4 pass from Eason (Franklin kick)	8/66	2- 4:50
<b>NE</b> - D. Ramsey, 1 pass from Eason (Franklin kick)	7/36	2- 9:35
<b>NE</b> - Weathers, 2 pass from Eason (Franklin kick)	6/25	3- 3:02
<b>M</b> - Nathan, 10 pass from Marino (Reveiz kick)	1/10	4- 0:32
<b>NE</b> - Tatupu, 1 run (Franklin kick)	9/45	4- 7:26

ATT. - 74,978

	<b>New England</b>	<b>Miami</b>
First Downs Total-Rush.-Pass.-Pen.	21-15-6-0	18-3-15-0
Total Yards-Plays-Average	326-71-4.6	302-62-4.9
Rushes-Yards-Average	59-255-4.3	13-68-5.2

	New England	Miami
Net Yards Passing-Times Thrown-Yards Lost	71-0-0	234-1-14
Passes Attempted-Completed-Intercepted	12-10-0	48-20-2
Punts/Number-Average	5-40.2	4-41.3
Penalties/Number-Yards	2-15	4-35
Fumbles/Number-Lost	2-2	5-4

#### INDIVIDUAL STATISTICS

**RUSHING** – Miami: Carter 6-56; Davenport 3-6; Nathan 2-4; Bennett 1-2; Marino 1-0.  
New England: C. James 22-105; Weathers 16-87; Collins 12-61; Tatupu 6-9, 1 TD; Eason 3-(-7).  
**PASSING** – Miami: Marino 48-20-2, 248 yards, 2 TDs.  
New England: Eason: 12-10-0, 71 yards, 3 TDs.  
**RECEIVING** – Miami: Nathan 5-57, 1 TD; Hardy 3-52; Duper 3-45; Clayton 3-41; Davenport 3-23; Johnson 1-10, 1 TD; N. Moore 1-10; Rose 1-10.  
New England: D. Ramsey 3-18, 1 TD; Collins 3-15, 1 TD; Morgan 2-30; Tatupu 1-6; Weathers 1-2, 1 TD.  
**INTERCEPTIONS** – Miami: None.  
New England: Marion 1-21; Clayborn 1-0.  
**SACKS** – Miami: None.  
New England: Veris 1.  
**MISSED FIELD GOALS** – Miami: Reveiz 31(WR).  
New England: Franklin 41(WL).

### 1990 AFC FIRST ROUND PLAYOFF

**DOLPHINS 17, CHIEFS 16**  
January 5, 1991

**Joe Robbie Stadium**  
**Miami, FL**

Dan Marino threw two fourth quarter touchdown passes to lead the Dolphins to a dramatic come-from-behind 17-16 playoff win over the Kansas City Chiefs before a crowd of 67,276 at Joe Robbie Stadium. In the final period, Marino hit on all eight of his pass attempts for 101 yards and two touchdowns. It was the 16th time in his career that Marino has engineered a fourth quarter comeback. Including the third quarter, Marino hit on his last ten pass attempts to lead the Dolphins back from a 13-3 deficit to a 17-16 win. The Chiefs opened the scoring in the first quarter when Charles Washington blocked a Reggie Roby punt and returned the ball to Miami's 37-yard line. However, Miami's defense stiffened and held the Chiefs to a 27-yard field goal by Nick Lowery. Miami kicker Pete Stoyanovich tied the score at 3-3 in the second period by booting an NFL playoff record 58-yard field goal. Stoyanovich's kick broke the previous record of 54 yards by Detroit's Eddie Murray on December 24, 1983, against San Francisco and it was the second-longest kick of Stoyanovich's career. The Chiefs took a 10-3 halftime lead by scoring on a 26-yard touchdown strike from Steve DeBerg to Stephone Paige. The Chiefs extended their lead to 16-3 on a pair of third quarter field goals by Lowery from 25 and 38 yards. In the fourth quarter, the Dolphins closed the score to 16-10 as Marino hit fullback Tony Paige with a one-yard touchdown pass. The key play in the drive was a two-yard run by Sammie Smith on a fourth-and-two from Kansas City's 45-yard line. The Dolphins forced the Chiefs to punt on their next possession and received the ball on their own 15-yard line with 10:39 left in the game. The Dolphins converted three third downs and drove to the Chiefs' 12-yard line with 3:28 left in the contest before Marino hit Mark Clayton with a 12-yard touchdown pass to give Miami a 17-16 lead. However, the Chiefs had a chance to win the game as they drove from their own 22-yard line to the Dolphin 34 before Lowery's 52-yard field goal attempt was just short.

<b>KANSAS CITY</b>	<b>3</b>	<b>7</b>	<b>6</b>	<b>0</b>	<b>-</b>	<b>16</b>
<b>MIAMI</b>	<b>0</b>	<b>3</b>	<b>0</b>	<b>14</b>	<b>-</b>	<b>17</b>

<b>KC</b> – FG Lowery 27	9/28	1- 9:56
<b>M</b> – FG Stoyanovich 58	9/40	2- 0:05
<b>KC</b> – Paige, 26 pass from DeBerg (Lowery kick)	4/61	2-13:06
<b>KC</b> – FG Lowery 25	11/63	3-10:14
<b>KC</b> – FG Lowery 38	4/8	3-12:10
<b>M</b> – Paige, 1 pass from Marino (Stoyanovich kick)	10/66	4- 2:42
<b>M</b> – Clayton, 12 pass from Marino (Stoyanovich kick)	11/85	4-11:32

**ATT. – 67,276**

	<b>Kansas City</b>	<b>Miami</b>
First Downs/Total-Rush.-Pass.-Pen.	16-4-11-1	23-7-14-2
Total Yards-Plays-Average	367-55-6.7	311-64-4.8
Rushes-Yards-Average	24-103-4.3	32-98-3.1
Net Yards Passing-Times Thrown-Yards Lost	264-1-5	213-2-8
Passes Attempted-Completed-Intercepted	30-17-1	30-19-0
Punts/Number-Average	4-35.0	3-39.7
Penalties/Number-Yards	4-35	2-22
Fumbles/Number-Lost	0-0	2-2



## INDIVIDUAL STATISTICS

**RUSHING** – Miami: Smith 20-82; Logan 7-17; Paige 1-2; Marino 4-(-3).

Kansas City: Okoye 13-83; Word 9-13; McNair 2-7.

**PASSING** – Miami: Marino 30-19-0, 221 yards, 2 TDs.

Kansas City: DeBerg 30-17-1, 269 yards, 1 TD.

**RECEIVING** – Miami: Clayton 5-66, 1 TD; Paige 5-30, 1 TD; Duper 3-36; Edmunds 2-49; Smith 2-22; Jensen 1-11; Martin 1-7.

Kansas City: Paige 8-142, 1 TD; McNair 3-22; Harry 2-59; Roberts 2-26; R. Thomas 1-15; Hayes 1-5.

**INTERCEPTIONS** – Miami: Williams 1-0.

Kansas City: None.

**SACKS** – Miami: Griggs 1.

Kansas City: Smith 1.5; Cooper 0.5.

**MISSED FIELD GOALS** – Miami: Stoyanovich 57(S).

Kansas City: Lowery 52(S).

## 1990 AFC DIVISIONAL PLAYOFF

### BILLS 44, DOLPHINS 34

January 12, 1991

Rich Stadium  
Orchard Park, NY

The Miami Dolphins saw the 1990 season come to an end with a 44-34 loss to the Buffalo Bills in an AFC Divisional Playoff contest in the snow and ice at Rich Stadium. The game was an offensive shootout as the teams combined for 78 points, 48 first downs, 923 total net yards, 662 passing yards, 261 rushing yards, nine touchdowns and five field goals. Individually, Dan Marino (23 of 49 for 323 yards with three TDs and two INTs) and Jim Kelly (19-29-339-3-1) both passed for over 300 yards. Kelly became the only quarterback to throw for over 300 yards against the Dolphin defense in 1990. Mark Duper (three catches for 113 yards and a score) and Buffalo's Andre Reed (4-122-2) and James Lofton (7-149-1) all went over the 100-yard receiving mark. On the ground, the Bills' Thurman Thomas (32 carries for 117 yards and two TDs) and Miami's Sammie Smith (21-99) led the way. Buffalo dominated the first quarter and jumped out to a 13-3 lead. The Bills scored on their first possession as Kelly hit Reed with a 40-yard touchdown strike and the Dolphins answered the score with a 49-yard field goal to close the score to 7-3. Buffalo added a pair of Scott Norwood field goals – from 24 and 22 yards – to close the first quarter scoring. The Bills struck first in the second quarter on a five-yard run by Thomas to lead 20-3. Miami answered the score on its next possession as Marino and Duper combined for a 64-yard touchdown. The Bills came right back and scored as Kelly threw 13 yards for a score to Lofton to take a 27-10 lead. On their next possession Miami was forced to punt, however the Bills' Al Edwards fumbled the punt and Reggie Roby recovered for Miami on Buffalo's 47-yard line. Miami drove down to the two-yard line where Marino ran in for the score to narrow Buffalo's lead to 27-17 at the half. The Dolphins and Buffalo exchanged third quarter field goals as Stoyanovich hit from 22 yards and Norwood connected from 28 yards. Miami closed the score to 30-27 early in the fourth quarter as Marino threw a two-yard touchdown pass to offensive guard Roy Foster. It was the first reception and touchdown of Foster's career as he became the first offensive or defensive lineman to score an offensive touchdown in a post-season contest since Chicago Bears' defensive tackle William Perry rumbled in from a yard out in Super Bowl XX on January 26, 1986. However, the Bills struck back for 14 quick points to put the game away. First, Thomas scored his second touchdown of the game on a five-yard run. On the ensuing kickoff, Miami returner Marc Logan fumbled the ball and Norwood recovered for Buffalo on the Dolphins' 29-yard line. Two plays later, Kelly and Reed combined for a 26-yard scoring toss and a 42-27 lead. The Dolphins scored the final touchdown of the game with just 1:15 remaining as Marino hit Tony Martin with an eight-yard touchdown pass.

<b>MIAMI</b>	<b>3</b>	<b>14</b>	<b>3</b>	<b>14</b>	<b>–</b>	<b>34</b>
<b>BUFFALO</b>	<b>13</b>	<b>14</b>	<b>3</b>	<b>14</b>	<b>–</b>	<b>44</b>

<b>B</b> – Reed, 40 pass from Kelly (Norwood kick)	5/76	1- 1:54
<b>M</b> – FG Stoyanovich 49	10/40	1- 8:00
<b>B</b> – FG Norwood 24	6/57	1-10:11
<b>B</b> – FG Norwood 22	9/33	1-14:09
<b>B</b> – Thomas, 5 run (Norwood kick)	5/67	2- 2:56
<b>M</b> – Duper, 64 pass from Marino (Stoyanovich kick)	4/80	2- 5:06
<b>B</b> – Lofton, 13 pass from Kelly (Norwood kick)	11/68	2- 9:49
<b>M</b> – Marino, 2 run (Stoyanovich kick)	7/47	2-14:49
<b>M</b> – FG Stoyanovich 22	8/62	3- 4:57
<b>B</b> – FG Norwood 28	9/37	3-13:22
<b>M</b> – Foster, 2 pass from Marino (Stoyanovich kick)	6/43	4- 0:55
<b>B</b> – Thomas, 5 run (Norwood kick)	10/63	4- 4:32
<b>B</b> – Reed, 26 pass from Kelly (Norwood kick)	2/29	4- 5:08
<b>M</b> – Martin, 8 pass from Marino (Stoyanovich kick)	15/91	4-13:45

ATT. – 77,087

	<b>Miami</b>	<b>Buffalo</b>
First Downs/Total-Rush.-Pass.-Pen.	24-9-13-2	24-7-16-1
Total Yards-Plays-Average	430-76-5.6	493-66-7.5
Rushes-Yards-Average	27-107-3.9	37-154-4.2
Net Yards Passing-Times Thrown-Yards Lost	323-0-0	339-0-0
Passes Attempted-Completed-Intercepted	49-23-2	29-19-1
Punts/Number-Average	2-40.0	1-47.0
Penalties/Number-Yards	4-32	4-30
Fumbles/Number-Lost	1-1	3-1

#### INDIVIDUAL STATISTICS

**RUSHING** – Miami: Smith 21-99; Logan 5-6; Marino 1-2, 1 TD.

Buffalo: Thomas 32-117, 2 TDs; Kelly 5-37.

**PASSING** – Miami: Marino 49-23-2, 323 yards, 3 TDs.

Buffalo: Kelly: 29-19-1, 339 yards, 3 TDs.

**RECEIVING** – Miami: Clayton 4-82; Martin 4-44, 1 TD; Jensen 4-38; Duper 3-113, 1 TD; Edmunds 3-21; Logan 2-6; Smith 1-9; Paige 1-6; Foster 1-2, 1 TD.

Buffalo: Lofton 7-149, 1 TD; Reed 4-122, 2 TDs; Thomas 3-38; McKeller 3-15; Edwards 1-12; Davis 1-3.

**INTERCEPTIONS** – Miami: Williams 1-0.

Buffalo: Odomes 1-9; Kelso 1-0.

**SACKS** – Miami: None.

Buffalo: None.

**MISSED FIELD GOALS** – Miami: None.

Buffalo: None.

## 1992 AFC DIVISIONAL PLAYOFF

**DOLPHINS 31, CHARGERS 0**  
January 10, 1993

**Joe Robbie Stadium**  
**Miami, FL**

Miami cornerback Troy Vincent recorded a pair of interceptions and quarterback Dan Marino threw three touchdown passes to lead the Miami Dolphins to a 31-0 win over the San Diego Chargers in the AFC Divisional Playoffs before a crowd of 71,224 at Joe Robbie Stadium. Miami's 31-point margin of victory was the largest by the team in a playoff game. The previous largest margin of victory in the post-season by the Dolphins was three 21-point wins as Miami had a 21-0 win over the Baltimore Colts on January 2, 1972 in the Orange Bowl, a 34-13 win over the San Diego Chargers on January 16, 1983 in the Orange Bowl and a 31-10 win over the Seattle Seahawks on December 29, 1984 in the Orange Bowl. Overall, the Miami defense totaled four interceptions (also safety Louis Oliver and linebacker Bryan Cox), a forced fumble (by cornerback Stephen Braggs), a fumble recovery (by linebacker Dwight Hollier) and a sack (by defensive end Jeff Hunter). The Dolphins held the Chargers to just ten first downs (three rushing and seven passing), 202 yards of total offense (70 rushing and 132 passing) and three of 15 on third down conversions. The Chargers' 15 possessions ended in seven punts, four interceptions, twice on downs, once on a lost fumble and once at the end of the first half. Following a scoreless first quarter, the Dolphins exploded for 21 points in the second quarter to take a 21-0 lead at the half. Miami's 21 points in the second quarter was the most scored by the Dolphins in any quarter of a playoff game in team history. The previous team high for points in a quarter was 20 points which was scored by Miami in the second quarter against San Diego on January 6, 1983. Miami opened the scoring following a Vincent interception which gave the team possession on San Diego's 48-yard line. Marino led the Dolphins on a nine-play, 48-yard drive which was capped-off as Marino tossed a one-yard scoring pass to fullback Tony Paige. The Dolphins increased their lead to 14-0 later in the period as the team again gained possession of the ball following a Vincent interception and drove 37 yards and scored on a nine-yard connection from Marino to tight end Keith Jackson. Miami scored the final points of the first half as Marino again connected with Jackson and the tight end made a diving 30-yard reception in the end zone for the score. Jackson became just the fourth player in team history to record two touchdown receptions for the Dolphins in a playoff contest. Miami and San Diego played to a scoreless third quarter before the Dolphins scored the game's final ten points in the fourth quarter. Miami increased its lead to 24-0 early in the final stanza as kicker Pete Stoyanovich booted a 22-yard field goal. The Dolphins scored the final points of the game as running back Aaron Craver scored on a 25-yard run to increase the margin to 31-0.

<b>SAN DIEGO</b>	<b>0</b>	<b>0</b>	<b>0</b>	<b>0</b>	<b>-</b>	<b>0</b>
<b>MIAMI</b>	<b>0</b>	<b>21</b>	<b>0</b>	<b>10</b>	<b>-</b>	<b>31</b>

<b>M</b> – Paige, 1 pass from Marino (Stoyanovich kick)	9/48	2- 8:30
<b>M</b> – Jackson, 9 pass from Marino (Stoyanovich kick)	2/37	2-13:14
<b>M</b> – Jackson, 30 pass from Marino (Stoyanovich kick)	4/42	2-14:33
<b>M</b> – FG Stoyanovich 22	12/60	4- :57
<b>M</b> – Craver, 25 run (Stoyanovich kick)	6/53	4- 6:41

ATT. – 71,224

	San Diego	Miami
First Downs/Total-Rush.-Pass.-Pen.	10-3-7-0	18-9-9-0
Total Yards-Plays-Average	202-62-3.3	324-69-4.7
Rushes-Yards-Average	16-70-4.4	40-157-3.9
Net Yards Passing-Times Thrown-Yards Lost	132-1-8	167-0-0
Passes Attempted-Completed-Intercepted	45-18-4	29-17-0
Punts/Number-Average	7-46.3	8-41.0
Penalties/Number-Yards	4-39	0-0
Fumbles/Number-Lost	3-1	3-1

#### INDIVIDUAL STATISTICS

**RUSHING** – Miami: Craver 8-72, 1 TD; Humphrey 23-71; Parmalee 5-18; Clayton 1-0; Mitchell 1-(-1); Saxon 2-(-3).

San Diego: Bieniemy 4-26; Butts 7-25; Humphries 1-10; Harmon 4-9.

**PASSING** – Miami: Marino 29-17-0, 167 yards, 3 TDs.

San Diego: Humphries 44-18-4, 140 yards, 0 TDs; Kidd 1-0-0, 0 yards, 0 TDs.

**RECEIVING** – Miami: Paige 5-14, 1 TD; Jackson 4-53, 2 TDs; Humphrey 4-30; Duper 3-57; Craver 1-13.

San Diego: Harmon 9-73; Walker 3-33; Lewis 2-12; Miller 2-12; Jefferson 1-10; Butts 1-0.

**INTERCEPTIONS** – Miami: Vincent 2-2; Oliver 1-21; Cox 1-7.

San Diego: None.

**SACKS** – Miami: Hunter 1.

San Diego: None.

**MISSED FIELD GOALS** – Miami: None.

San Diego: None.

### 1992 AFC CHAMPIONSHIP

**BILLS 29, DOLPHINS 10**

January 17, 1993

**Joe Robbie Stadium**

**Miami, FL**

The Miami Dolphins suffered five turnovers (two interceptions and three fumbles) as the team dropped a 29-10 decision to the Buffalo Bills in the AFC Championship Game before a crowd of 72,703 at Joe Robbie Stadium. Buffalo opened the scoring midway through the opening period as defensive end Bruce Smith sacked Miami quarterback Dan Marino and forced a fumble which was recovered by Bills linebacker Darryl Talley on the Dolphins' 47-yard line. Buffalo scored off the takeaway as Steve Christie converted on a 21-yard field goal. Miami tied the score at 3-3 later in the period as Pete Stoyanovich converted on a 51-yard field goal attempt. The Bills took a 10-3 lead early in the second period as quarterback Jim Kelly threw a 17-yard touchdown pass to running back Thurman Thomas. On Miami's next possession, Marino's pass attempt was batted in the air by Buffalo defensive end Phil Hansen and intercepted by Hansen on the Dolphins' 17-yard line. The Bills increased their lead to 13-3 as Christie kicked on a 33-yard field goal. Buffalo took a 20-3 lead early in the third quarter by capitalizing on another Miami turnover as kick returner Mike Williams fumbled the second half kickoff and Buffalo's Carwell Gardner recovered the ball on the Dolphins' 25-yard line. The Bills scored four plays later as running back Kenneth Davis ran into the end zone for a two-yard touchdown. Buffalo increased its lead to 26-3 as Christie hit on a pair of field goals from 21 and 31 yards. Miami closed the score to 26-10 as Marino connected with wide receiver Mark Duper on a 15-yard touchdown pass. With the TD pass, Marino extended his streak to ten consecutive playoff games with one or more touchdown passes which is tied with the Raiders' Ken Stabler (1973-77) for the NFL's all-time record for consecutive post-season games with a touchdown pass. In addition, Duper's touchdown reception was his fifth post-season touchdown catch and broke the team's playoff record for career touchdown receptions. Duper was tied with wide receiver Paul Warfield (four TDs on 34 career playoff catches) and tight end Bruce Hardy (four TDs on 26 catches). Buffalo closed the scoring later in the period as Christie converted his fifth field goal of the game with a 38-yarder.

<b>BUFFALO</b>	<b>3</b>	<b>10</b>	<b>10</b>	<b>6</b>	<b>-</b>	<b>29</b>
<b>MIAMI</b>	<b>3</b>	<b>0</b>	<b>0</b>	<b>7</b>	<b>-</b>	<b>10</b>

<b>B</b> – FG Christie 21	6/43	1- 9:17
<b>M</b> – FG Stoyanovich 51	7/39	1-13:03
<b>B</b> – Thomas, 17 pass from Kelly (Christie kick)	7/64	2- :40
<b>B</b> – FG Christie 33	4/2	2- 2:59
<b>B</b> – Davis, 2 run (Christie kick)	5/24	3- 1:58
<b>B</b> – FG Christie 21	15/67	3-11:33
<b>B</b> – FG Christie 31	5/39	4- :04
<b>M</b> – Duper, 15 pass from Marino (Stoyanovich kick)	9/62	4- 7:28
<b>B</b> – FG Christie 38	7/23	4-12:23

**ATT. – 72,703**

	Buffalo	Miami
First Downs/Total-Rush.-Pass.-Pen.	20-10-8-2	15-1-14-0
Total Yards-Plays-Average	358-73-4.9	276-60-4.6



	<b>Buffalo</b>	<b>Miami</b>
Rushes-Yards-Average	48-182-3.8	11-33-3.0
Net Yards Passing-Times Thrown-Yards Lost	176-1-1	243-4-25
Passes Attempted-Completed-Intercepted	24-17-2	45-22-2
Punts/Number-Average	2-34.5	4-37.0
Penalties/Number-Yards	3-20	5-40
Fumbles/Number-Lost	1-0	4-3

#### INDIVIDUAL STATISTICS

**RUSHING** – Miami: Humphrey 8-22; Craver 2-13; Marino 1-(-2).

Buffalo: Thomas 20-96; Davis 19-61, 1 TD; Lamb 1-16; Reed 2-6; Kelly 3-4; Gardner 3-(-1).

**PASSING** – Miami: Marino 45-22-2, 268 yards, 1 TD.

Buffalo: Kelly 24-17-2, 177 yards, 1 TD.

**RECEIVING** – Miami: Jackson 5-71; Humphrey 5-41; Martin 3-55; Clayton 3-32; Duper 2-36, 1 TD; Banks 2-18; Craver 2-15.

Buffalo: Thomas 5-70, 1 TD; Davis 4-52; Reed 3-25; Lofton 2-19; McKeller 1-11; Metzelaars 1-6; Gardner 1-(-6).

**INTERCEPTIONS** – Miami: Brown 1-32; Oliver 1-0.

Buffalo: Hicks 1-31; Hansen 1-0.

**SACKS** – Miami: Coleman 1.

Buffalo: Smith 1.5; Hansen 1; Bennett 1; Talley 0.5.

**MISSED FIELD GOALS** – Miami: None.

Buffalo: Christie 38(WL).

### 1994 AFC FIRST-ROUND PLAYOFF

**DOLPHINS 27, CHIEFS 17**  
December 31, 1994

**Joe Robbie Stadium**  
**Miami, FL**

Dan Marino threw a pair of touchdown passes to lead the Dolphins to a 27-17 win in a First-Round playoff contest against the Kansas City Chiefs before a crowd of 69,757 at Joe Robbie Stadium. The game was billed as Marino-Montana III and the duel between the two future Hall of Famers lived up to the pregame hype. Marino completed 22 of 29 passes for 257 yards with two touchdowns and no interceptions and Montana countered by hitting on 26 of 37 passes for 314 yards with two scores and an interception. The first half was an offensive shootout which was tied at 17-17 with neither team being forced to punt. Kansas City opened the scoring as Montana tossed a one-yard touchdown pass to tight end Derrick Walker. Miami answered the score on its first possession as Bernie Parmalee scored on a one-yard run. The Chiefs came right back to close the first quarter scoring at 14-7 as Montana threw a short pass to fullback Kimble Anders who turned the play into a 57-yard catch and run for the touchdown. Miami cut the score to 14-10 early in the second quarter as Pete Stoyanovich booted a 40-yard field goal. Kansas City upped their lead to 17-10 later in the quarter as Lin Elliott booted a 21-yard field goal. The Dolphins closed the first half scoring as Marino tossed a one-yard touchdown pass to tight end Ronnie Williams. The scoring pass set an NFL record as it marked Marino's 11th consecutive post-season game with a touchdown toss. He moved past a tie with Montana (San Francisco/Kansas City) and Ken Stabler (Oakland) for the longest all-time streak of playoff games with a touchdown pass in NFL history. The Dolphins dominated the second half and outscored the Chiefs by a 10-0 margin. Miami took their first lead of the ballgame at 24-17 on the first drive of the third quarter as Marino and Irving Fryar connected on a seven-yard touchdown pass. Miami increased its lead to 27-17 on a 40-yard field goal late in the third period. The Dolphins forced a pair of turnovers by the Chiefs in Miami territory to preserve the win. First, cornerback J.B. Brown intercepted a Montana aerial on the goal line to stop a drive and then safety Michael Stewart forced and recovered a fumble by Marcus Allen on the Dolphins' 34-yard line.

<b>KANSAS CITY</b>	<b>14</b>	<b>3</b>	<b>0</b>	<b>0</b>	<b>-</b>	<b>17</b>
<b>MIAMI</b>	<b>7</b>	<b>10</b>	<b>10</b>	<b>0</b>	<b>-</b>	<b>27</b>

<b>KC</b> – Walker, 1 pass from Montana (Elliott kick)	11/80	1- 6:28
<b>M</b> – Parmalee, 1 run (Stoyanovich kick)	10/72	1-12:40
<b>KC</b> – Anders, 57 pass from Montana (Elliott kick)	4/83	1-15:20
<b>M</b> – FG Stoyanovich 40	7/35	2- 2:45
<b>KC</b> – FG Elliott, 21	12/69	2- 8:48
<b>M</b> – R. Williams, 1 pass from Marino (Stoyanovich kick)	13/80	2-14:38
<b>M</b> – Fryar, 7 pass from Marino (Stoyanovich kick)	6/64	3- 3:02
<b>M</b> – FG Stoyanovich 40	10/59	3-13:24

**ATT. – 69,757**

	<b>Kansas City</b>	<b>Miami</b>
First Downs/Total-Rush.-Pass.-Pen.	24-7-17-0	22-7-13-2
Total Yards-Plays-Average	414-60-6.9	381-61-6.2
Rushes-Yards-Average	23-100-4.3	31-132-4.3

#### 570 • Playoff History

	Kansas City	Miami
Net Yards Passing-Times Thrown-Yards Lost	314-0-0	249-1-8
Passes Attempted-Completed-Intercepted	37-26-1	29-22-0
Punts/Number-Average	2-40.0	3-43.3
Penalties/Number-Yards	4-15	6-50
Fumbles/Number-Lost	3-1	0-0

#### INDIVIDUAL STATISTICS

**RUSHING** – Miami: Parmalee 18-57, 1 TD; Spikes 9-49; McDuffie 1-19; Marino 2-4; Craver 1-3.

Kansas City: Allen 14-64; Anders 5-17; Hill 2-14; Montana 2-5.

**PASSING** – Miami: Marino 29-22-0, 257 yards, 2 TDs.

Kansas City: Montana 37-26-1, 314 yards, 2 TDs.

**RECEIVING** – Miami: Fryar 6-71, 1 TD; Craver 4-35; Parmalee 2-34; K. Jackson 2-29; M. Williams 2-28; McDuffie 2-25; Saxon 2-24; Miller 1-10; R. Williams 1-1, 1 TD.

Kansas City: K. Anders 6-103, 1 TD; Allen 5-49; Birden 4-56; Cash 3-38; Walker 3-27, 1 TD; Dawson 3-21; Hill 1-11; Davis 1-9.

**INTERCEPTIONS** – Miami: Brown 1-24.

Kansas City: None.

**SACKS** – Miami: None.

Kansas City: Thomas 1.

**MISSED FIELD GOALS** – Miami: None.

Kansas City: None.

### 1994 AFC DIVISIONAL PLAYOFF

**CHARGERS 22, DOLPHINS 21**  
January 8, 1995

Jack Murphy Stadium  
San Diego, CA

Natrone Means rushed for 139 yards and a touchdown to lead the Chargers to a 22-21 win over the Miami Dolphins in an AFC Divisional Playoff contest before a crowd of 63,381 at Jack Murphy Stadium. San Diego had the first scoring threat of the game as they drove down to Miami's 26-yard line, but Miami's Marco Coleman forced a fumble by Means to stop the drive. Following the takeaway, the Dolphins opened the scoring as Dan Marino capped a nine-play, 79-yard drive with an eight-yard scoring pass to tight end Keith Jackson. The Chargers closed the score to 7-3 on their next possession as John Carney booted a 20-yard field goal. Prior to the field goal attempt, San Diego had a first-and-goal from the Dolphins' six-yard line but the Miami defense stiffened and held the Chargers out of the end zone. The Dolphins increased their lead to 14-3 on their next possession as Marino and Jackson connected again in the end zone for a nine-yard touchdown pass. Jackson's two touchdown receptions in the contest tied Miami's all-time single-game playoff record, which was accomplished five previous times. San Diego answered the touchdown with another field goal as Carney connected on a 21-yard effort. Once again, San Diego had a first-and-goal on Miami's six-yard line and the Dolphin defense limited the Chargers to a field goal. Miami closed the first half scoring as Marino threw a 16-yard touchdown pass to Mike Williams with just 27 seconds left in the first half to take a 21-6 lead. San Diego opened the third quarter with a long drive which was halted when Means was held for no gain on a fourth-and-one play from Miami's one-yard line and the Dolphins took possession of the ball. However, on Miami's first play following the goal line stand, Dolphins running back Bernie Parmalee was tackled in the end zone for a safety to bring the score to 21-8. Following a free kick by Miami's John Kidd, the Chargers got the ball on their own 46-yard line and drove for a 24-yard touchdown run by Means to cut the score to 21-15. Miami had the ball for just one play — the safety by Parmalee — in the entire third quarter. San Diego took a 22-21 lead with just 35 seconds left in regulation as Stan Humphries threw an eight-yard touchdown pass to wide receiver Mark Seay. The Dolphins had one final chance to win the game as Marino drove the team down to the Chargers' 30-yard line but Pete Stoyanovich's 48-yard field goal attempt with just eight seconds remaining was wide right.

<b>MIAMI</b>	<b>7</b>	<b>14</b>	<b>0</b>	<b>0</b>	<b>-</b>	<b>21</b>
<b>SAN DIEGO</b>	<b>0</b>	<b>6</b>	<b>9</b>	<b>7</b>	<b>-</b>	<b>22</b>

<b>M</b> – K. Jackson, 8 pass from Marino (Stoyanovich kick)	9/79	1-12:36
<b>SD</b> – FG Carney 20	15/72	2- 4:24
<b>M</b> – K. Jackson, 9 pass from Marino (Stoyanovich kick)	6/52	2- 7:39
<b>SD</b> – FG Carney 21	9/70	2-12:13
<b>M</b> – M. Williams, 16 pass from Marino (Stoyanovich kick)	9/70	2-14:33
<b>SD</b> – SAFETY – Parmalee tackled in end zone by Davis		3- 8:06
<b>SD</b> – Means, 24 run (Carney kick)	8/54	3-12:18
<b>SD</b> – Seay, 8 pass from Humphries (Carney kick)	10/61	4-14:25

ATT. – 63,381

	Miami	San Diego
First Downs/Total-Rush.-Pass.-Pen.	17-2-12-3	28-12-15-1
Total Yards-Plays-Average	282-47-6.0	466-85-5.5

	Miami	San Diego
Rushes-Yards-Average	8-26-3.3	40-202-5.1
Net Yards Passing-Times Thrown-Yards Lost	256-1-6	264-2-12
Passes Attempted-Completed-Intercepted	38-24-0	43-28-2
Punts/Number-Average	5-45.2	2-43.5
Penalties/Number-Yards	7-47	5-67
Fumbles/Number-Lost	1-0	2-1

#### INDIVIDUAL STATISTICS

**RUSHING** – Miami: Parmalee 7-16; Craver 1-10.

San Diego: Means 24-139 1 TD; Bieniemy 4-33; Culver 6-14; Harmon 3-12; Jefferson 1-3; Humphries 2-1.

**PASSING** – Miami: Marino 38-24-0, 262 yards, 3 TDs.

San Diego: Humphries 43-28-2, 276 yards, 1TD.

**RECEIVING** – Miami: K. Jackson 8-109, 2 TDs; Fryar 5-70; McDuffie 5-46; Craver 2-8; Parmalee 2-8;

M. Williams 1-16, 1 TD; Saxon 1-5.

San Diego: Harmon 7-57; Seay 6-61, 1 TD; Martin 5-62; Jefferson 3-44; Means 3-16; Culver 2-23; Pupunu 2-13.

**INTERCEPTIONS** – Miami: Smith 1-14; Stewart 1-0.

San Diego: None.

**SACKS** – Miami: Coleman 2.

San Diego: Team 1.

**MISSED FIELD GOALS** – Miami: Stoyanovich 48(WR).

San Diego: None.

### 1995 AFC FIRST-ROUND PLAYOFF

**BILLS 37, DOLPHINS 22**  
December 30, 1995

**Rich Stadium**  
**Orchard Park, NY**

The Buffalo Bills cruised out to a 24-0 halftime lead enroute to a 37-22 victory in an AFC First Round Playoff game in front of 73,103 fans at Rich Stadium. The contest proved to be the last game for Don Shula as head coach of the Dolphins. The Bills, led by running back Thurman Thomas' 158 yards, grounded out an AFC Playoff record 341 rushing yards, breaking the old mark of 318 set by the San Diego Chargers against Boston in 1963. Miami quarterback Dan Marino tied an NFL postseason record, with current teammate Bernie Kosar while he was a member of the Cleveland Browns in 1986, with 64 passing attempts and completed 33 (tied for second-highest in NFL postseason) of them for 422 yards (third-highest in NFL postseason). The two teams set a new NFL postseason record with 1,038 combined total net yards, breaking the old mark of 1,036 by the Dolphins and the San Diego Chargers in an overtime game in 1981. The Bills took an early 7-0 lead when Thomas scored on a one-yard touchdown run. Buffalo kicker Steve Christie put the Bills ahead 10-0 at the midway point of the first quarter with a 48-yard field goal. Buffalo needed just four plays to go 68 yards and took a 17-0 advantage when fullback Darick Holmes ran 21 yards for a touchdown with 9:54 left in the half. On the Dolphins' next possession, they drove to the Buffalo 40-yard line but Marino was hit by Bills defensive end Phil Hansen as he threw and the tipped ball was intercepted by linebacker Marlo Perry. It took Buffalo just 49 seconds to make the score 24-0 as Kelly connected with Steve Tasker on a 37-yard touchdown pass to cap a short three-play, 62-yard drive midway through the second quarter. The Bills added to their lead in the third quarter by driving 55 yards on ten plays and extended their lead to 27-0 when Christie booted a 23-yard field goal late in the third quarter. Miami got on the board when they took their next possession and drove 67 yards on nine plays and made the score 27-7 when Marino hit wide receiver O.J. McDuffie on a five-yard touchdown pass. The Bills increased their lead to 34-7 when they culminated a 61-yard drive with a 44-yard touchdown run by fullback Tim Tindale with 9:31 remaining in the game. The Dolphins cut the lead to 34-14 on their next possession as Marino connected with wide receiver Randal Hill on a 45-yard touchdown to close out a seven-play, 68-yard drive. The Bills answered with an eight-play, 44-yard drive that saw Christie kick a 42-yard field goal to make the score 37-14. Miami then took its next possession and marched 73 yards on eight plays and cut the lead to 37-22 when running back Terry Kirby ran one-yard for the score and a two-point conversion from Marino to McDuffie was good. The Dolphins then attempted an onside kick and safety Michael Stewart recovered at the Buffalo 49-yard line. However, Miami's last threat of the game was stopped when Marino was intercepted by Bills cornerback Ken Irvin at Buffalo's 13-yard line with 1:51 left in the game. McDuffie set a new club postseason record (tied with nine others for sixth-highest all-time in NFL postseason) with 11 receptions for 154 yards (a new Dolphin postseason record, surpassing Mark Duper's 148 yards vs. Pittsburgh in 1985).

MIAMI	0	0	0	22	–	22
BUFFALO	10	14	3	10	–	37

B – Thomas, 1 run (Christie kick)	7/58	1- 5:02
B – FG Christie 48	6/26	1- 7:58
B – Holmes, 21 run (Christie kick)	4/68	2- 5:06
B – Tasker, 37 pass from Kelly (Christie kick)	3/62	2- 7:39

#### 572 • Playoff History



<b>B</b> – FG Christie 23	10/55	3-13:57
<b>M</b> – McDuffie, 5 pass from Marino (Stoyanovich kick)	9/67	4- 1:07
<b>B</b> – Tindale, 44 run (Christie kick)	3/61	4- 5:29
<b>M</b> – R. Hill, 45 pass from Marino (Stoyanovich kick)	7/68	4- 6:59
<b>B</b> – FG Christie 42	8/44	4-10:24
<b>M</b> – Kirby, 1 run (Marino pass to McDuffie)	8/73	4-12:51

ATT. – 73,103

	<b>Miami</b>	<b>Buffalo</b>
First Downs/Total-Rush.-Pass.-Pen.	26-5-20-1	27-18-9-0
Total Yards-Plays-Average	502-80-6.3	536-74-7.2
Rushes-Yards-Average	14-70-5.0	52-341-6.6
Net Yards Passing-Times Thrown-Yards Lost	432-0-0	195-0-0
Passes Attempted-Completed-Intercepted	66-34-3	22-12-2
Punts/Number-Average	3-38.3	4-34.5
Penalties/Number-Yards	4-15	5-29
Fumbles/Number-Lost	2-1	1-0

#### INDIVIDUAL STATISTICS

**RUSHING** – Miami: Byars 4-22; Kidd 1-18; Parmalee 5-13; McDuffie 1-9; Kirby 2-8, 1 TD; Marino 1-0. Buffalo: Thomas 25-158, 1 TD; Holmes 15-87, 1 TD; Tindale 4-68, 1 TD; Brooks 2-28; Tasker 2-7; Kelly 3-(-3); Copeland 1-(-4).

**PASSING** – Miami: Marino 64-33-3, 422 yards, 2 TDs; Kosar 1-1-0, 10 yards, 0 TDs; McDuffie 1-0-0, 0 yards, 0 TDs.

Buffalo: Kelly 22-12-2, 195 yards, 1 TD.

**RECEIVING** – Miami: McDuffie 11-154, 1 TD; Kirby 8-68; Parmalee 4-51; Byars 4-30; Fryar 3-29; Hill 2-59, 1 TD; Clark 2-41.

Buffalo: Tasker 5-108, 1 TD; Thomas 3-42; Cline 2-32; Brooks 2-13.

**INTERCEPTIONS** – Miami: Atkins 1-26; Vincent 1-0.

Buffalo: Perry 1-3; Johnson 1-2; Irvin 1-0.

**SACKS** – Miami: None.

Buffalo: None.

**MISSED FIELD GOALS** – Miami: Stoyanovich 53(S).

Buffalo: None.

### 1997 AFC FIRST-ROUND PLAYOFF

**PATRIOTS 17, DOLPHINS 3**  
**December 28, 1997**

**Foxboro Stadium**  
**Foxboro, MA**

The New England Patriots recorded their third win of the 1997 season over the Dolphins, and their fourth straight over Miami dating back to 1996, by holding Miami to just a field goal in their 17-3 triumph in a first-round playoff game at Foxboro Stadium. The loss was the Dolphins' third straight in the postseason. New England held Miami to 162 yards of total offense, the lowest total in the 32-game postseason history for the Dolphins, below a 176-yard performance against Washington in Supr Bowl XVII. In addition, the three points scored by the Dolphins equalled the fewest points scored by the team in a playoff game with a 24-3 loss to the Dallas Cowboys in Super Bowl VI. Overall, New England forced three Miami turnovers, while the Patriots did not commit any miscues and 14 of New England's 17 points resulted from a Dolphins turnover. The Patriots sacked Dolphins quarterback Dan Marino four times on the day and Marino was held without a touchdown for the first time in 14 career playoff games. Marino's 13 straight playoff games with a touchdown is an NFL record. The Dolphins got to the Patriots' 39 late in the first quarter, but were stopped on third and fourth-and-one. The Patriots had an opportunity to take a 3-0 lead early in the second quarter, but Adam Vinatieri missed wide left on a 48-yard field goal attempt. Three plays later, Chris Slade intercepted a Dan Marino pass and returned it 22 yards to the Dolphins' 29. That led to a 24-yard touchdown pass from Drew Bledsoe to Troy Brown three plays afterward, on third-and-five, 4:33 into the second quarter. New England took over at its own 40 with 2:16 left in the first half and drove to the Dolphins' 30 before Vinatieri missed wide right on a 47-yard field goal try with 30 seconds on the clock. On the second play of the second half, Todd Collins picked off a Marino pass and brought it back 40 yards for a touchdown. The Patriots extended their lead to 17 points with 1:58 left in the third quarter when Vinatieri capped a 15-play, 67-yard drive with a 22-yard field goal. The Dolphins got their only points of the game nine seconds into the fourth quarter, on an Olindo Mare 38-yard field goal. Miami had gained possession at the Patriots' 43 after a Corey Harris 40-yard kickoff return and a ten-yard tripping penalty on the Patriots. Corey Harris recovered the ensuing onside kick, and the Dolphins took over at their own 44. On the next play, however, Chris Canty stripped the ball from Marino and Chris Slade recovered at the Dolphins' 41. Miami got into New England territory on each of its last two possessions - getting as far as the 45 and 43 - but were stopped on fourth down on each occasion.

<b>MIAMI</b>	<b>0</b>	<b>0</b>	<b>0</b>	<b>3</b>	<b>-</b>	<b>3</b>
<b>NEW ENGLAND</b>	<b>0</b>	<b>7</b>	<b>10</b>	<b>0</b>	<b>-</b>	<b>17</b>

<b>NE</b> – Brown, 24 pass from Bledsoe (Vinatieri kick)	3/29	2- 4:33
<b>NE</b> – Collins, 40 interception return (Vinatieri kick)		3- :55
<b>NE</b> – FG Vinatieri 22	15/67	3-13:02
<b>M</b> – FG Mare 38	8/23	4- :09

**ATT. – 73,103**

	<b>Miami</b>	<b>New England</b>
First Downs/Total-Rush.-Pass.-Pen.	10-2-6-2	15-7-7-1
Total Yards-Plays-Average	162-64-2.5	228-66-3.5
Rushes-Yards-Average	17-42-2.5	31-108-3.5
Net Yards Passing-Times Thrown-Yards Lost	120-4-21	120-3-19
Passes Attempted-Completed-Intercepted	43-17-2	32-16-0
Punts/Number-Average	7/37.4	7/36.7
Penalties/Number-Yards	5-21	5-31
Fumbles/Number-Lost	2-1	2-0

#### **INDIVIDUAL STATISTICS**

**RUSHING** – Miami: Parmalee 9-22; Abdul-Jabbar 5-16; McPhail 1-4; Marino 1-2; Pritchett 1-(-2).

New England: Cullors 22-86; Grier 6-16; Bledsoe 2-4; Meggett 1-2.

**PASSING** – Miami: Marino 43-17-2, 141 yards, 0 TDs.

New England: Bledsoe 32-16-0, 139 yards, 1 TD.

**RECEIVING** – Miami: McPhail 5-28; L. Thomas 3-62; Parmalee 3-13; McDuffie 3-6; Perriman 1-13; Jordan 1-11; Drayton 1-8.

New England: Glenn 4-57; Coates 4-25; Brown 2-32, 1 TD; Meggett 2-11; Jefferson 1-7; Purnell 1-4; Gash 1-3; Cullors 1-0.

**INTERCEPTIONS** – Miami: None.

New England: Collins 1-40, 1 TD; Slade 1-22.

**SACKS** – Miami: Armstrong 1; Brigrance 1; Gardener 1.

New England: Canty 1; Johnson 1; McGinest 1; Slade 1.

**MISSED FIELD GOALS** – Miami: None.

New England: Vinatieri 48(WL); 47(WR).

### **1998 AFC FIRST-ROUND PLAYOFF**

**DOLPHINS 24, BILLS 17**  
**January 2, 1999**

**Pro Player Stadium**  
**Miami, FL**

The Dolphins recorded their first playoff win since the 1994 season, snapping a three-game losing streak in the postseason with a 24-17 win in an AFC First-Round Playoff game over the Buffalo Bills at Pro Player Stadium. Doug Flutie connected with Eric Moulds for a 65-yard completion on the game's first play from scrimmage, but Terrell Buckley stripped the ball and Brock Marion returned the fumble 17 yards to the Dolphins' 29-yard line. That led to a 16-play, 57-yard drive which used 8:23 of the clock and ended with an Olindo Mare 31-yard field goal. Miami made it a 6-0 game on Mare's second field goal of the afternoon, from 40 yards out, 4:24 into the second quarter. The score capped an 11-play, 66-yard drive that consumed 6:22 of the clock. Mare attempted an onside kick on the ensuing kickoff that was recovered by the Bills' Dan Brandenburg. Three plays later, Buffalo took its first lead of the game when Thurman Thomas ran it in from one-yard out, two plays after Flutie and Moulds combined for a 37-yard completion to the Dolphins' five-yard line. Buffalo got to the Dolphins' six-yard line with 24 seconds remaining in the first half, but Marion picked off a Flutie pass and returned it 19 yards. A personal foul penalty on the Bills put the Dolphins at their own 35. Dan Marino then completed a 52-yard pass to Oronde Gadsden who then lateraled the ball to O.J. McDuffie, putting the Dolphins at the Bills' nine-yard line. Mare, however, hit the right upright on a 26-yard field goal attempt as time expired in the half. The Dolphins regained the lead at 13-7 on Karim Abdul-Jabbar's three-yard touchdown run with 2:32 left in the third quarter. Abdul-Jabbar rushed for 21 yards on the 52-yard drive, which was accomplished in 12 plays and saw the Dolphins connect on three third down conversions. Stanley Pritchett punched it in for the two-point conversion. Buffalo answered less than two minutes later with a 32-yard touchdown pass from Flutie to Moulds which tied the game at 14 with 48 seconds left in the third quarter. Miami got the ball back and embarked on a 17-play, 77-yard drive that ended with Mare's third field goal of the game, from 23 yards out, 5:15 into the fourth period. Four plays afterward, Jerry Wilson forced the ball loose from Andre Reed after a reception and Terrell Buckley recovered, returning it six yards to midfield. The Dolphins capitalized off that turnover when Marino connected with Lamar Thomas for an 11-yard scoring strike on third-and-seven with 3:32 remaining in the game, capping the eight play drive. The Bills took over at their own 20 and got to the Dolphins' 15-yard line before Steve Christie connected on a 33-yard field goal with 1:33 left in the game. Kurt Schulz recovered the ensuing onside kick for Buffalo, giving them possession at their own 31 with 1:30 to play. The first play of the drive was a 30-yard completion from Flutie to Moulds, putting the Bills at the Dolphins' 39-yard line. From there, Buffalo converted three consecutive third downs, giving them a first-and-goal from the Dolphins' five-yard line with 17 seconds remaining. Trace Armstrong then sacked Flutie, forcing the ball loose, which was recovered by Shane Burton to preserve the victory. Moulds finished the game with an NFL playoff record 240 receiving yards.

#### **574 • Playoff History**

<b>BUFFALO</b>	<b>0</b>	<b>7</b>	<b>7</b>	<b>3</b>	<b>-</b>	<b>17</b>
<b>MIAMI</b>	<b>3</b>	<b>3</b>	<b>8</b>	<b>10</b>	<b>-</b>	<b>24</b>

<b>M</b> - FG Mare 31	16/57	1 - 8:53
<b>M</b> - FG Mare 40	11/66	2 - 4:24
<b>B</b> - T. Thomas, 1 run (Christie kick)	3/42	2 - 6:06
<b>M</b> - Abdul-Jabbar, 3 run (Pritchett run)	12/52	3 - 12:28
<b>B</b> - Moulds, 32 pass from Flutie (Christie kick)	4/81	3 - 14:12
<b>M</b> - FG Mare 23	11/77	4 - 5:15
<b>M</b> - L. Thomas, 11 pass from Marino (Mare kick)	8/50	4 - 11:18
<b>B</b> - FG Christie 33	7/65	4 - 13:27

**ATT. - 72,698**

	<b>Buffalo</b>	<b>Miami</b>
First Downs/Total-Rush.-Pass.-Pen.	23-7-13-3	25-10-10-5
Total Yards-Plays-Average	416-57-7.3	345-69-5.0
Rushes-Yards-Average	18-77-4.3	34-117-3.4
Net Yards Passing-Times Thrown-Yards Lost	339-3-21	228-1-7
Passes Attempted-Completed-Intercepted	36-21-1	34-23-1
Punts/Number-Average	2/36.5	1/34.0
Penalties/Number-Yards	9-93	6-75
Fumbles/Number-Lost	4-4	0-0

#### **INDIVIDUAL STATISTICS**

**RUSHING** - Miami: Abdul-Jabbar 27-95, 1 TD; Parmalee 2-10; Pritchett 2-7; Avery 1-3; McDuffie 1-3; Marino 1-(-1).

Buffalo: T. Thomas 7-33, 1 TD; Flutie 4-29; A. Smith 7-15.

**PASSING** - Miami: Marino 34-23-1, 235 yards, 1 TD.

Buffalo: Flutie 36-21-1, 360 yards, 1 TD.

**RECEIVING** - Miami: McDuffie 6-53; Gadsden 5-85; L. Thomas 4-36, 1 TD; Drayton 3-20; Perry 2-29; Abdul-Jabbar 2-4; Ruddy 1-8.

Buffalo: Moulds 9-240, 1 TD; Reed 5-60; Williams 2-20; Loud 1-12; A. Smith 1-12; Gash 1-9; Riemersma 1-4; T. Thomas 1-3.

**INTERCEPTIONS** - Miami: Marion 1-19.

Buffalo: Jackson 1-0.

**SACKS** - Miami: Armstrong 1; Gardener 0.5; Jones 0.5; Rodgers 0.5; Tanner 0.5.

Buffalo: Wiley 1.

**MISSED FIELD GOALS** - Miami: Mare 26(WR).

Buffalo: None.

### **1998 AFC DIVISIONAL PLAYOFF**

**BRONCOS 38, DOLPHINS 3**  
January 9, 1999

**Mile High Stadium**  
**Denver, CO**

Miami failed to score a touchdown in its second straight road playoff game, as they dropped their seventh consecutive postseason road game overall, with a 38-3 loss to the Broncos at Mile High Stadium. After stopping the Dolphins on the first series of the game, the Broncos took over at their own eight and embarked on a 14-play, 92-yard drive that used 7:56 of the clock and ended with a Terrell Davis one-yard touchdown run with 5:55 left in the opening quarter. Davis ran for 38 yards on seven carries on the drive, and John Elway completed five of six passes for 48 yards. Denver took a two-touchdown advantage before the first quarter was over when Davis scored on a 20-yard run with 1:02 remaining in the opening period. The touchdown came three plays after Elway connected with Ed McCaffrey for a 33-yard completion to the Dolphins' 33-yard line. Miami answered with an 11-play, 76-yard drive that consumed 5:55 of the clock and ended with an Olindo Mare 22-yard field goal, 4:53 into the second quarter. Dan Marino completed six of seven passes for 55 yards on the march. Denver scored a touchdown on their third consecutive series when Derek Loville ran it in from 11 yards out with 4:39 left in the second quarter. The score capped an 11-play, 87-yard drive that used 5:28 of the clock. As a team, the Broncos rushed for 62 yards on the drive, including 47 yards by Davis. Davis broke loose for a 62-yard run to the Dolphins' 18-yard line on the first play of the second half, leading to a Jason Elam 32-yard field goal four plays afterward. Denver opened a 28-point advantage 1:37 into the fourth quarter when Elway combined with Rod Smith for a 28-yard touchdown strike. The Broncos finished off the scoring when Neil Smith recovered an Oronde Gadsden fumble following a reception and rumbled 79 yards for a touchdown.

<b>MIAMI</b>	<b>0</b>	<b>3</b>	<b>0</b>	<b>0</b>	<b>-</b>	<b>3</b>
<b>DENVER</b>	<b>14</b>	<b>7</b>	<b>3</b>	<b>14</b>	<b>-</b>	<b>38</b>

<b>D</b> - Davis, 1 run (Elam kick)	14/92	1 - 9:05
<b>D</b> - Davis, 20 run (Elam kick)	4/66	1 - 13:58
<b>M</b> - FG Mare 22	11/76	2 - 4:53

***Playoff History • 575***



D - Loville, 11 run (Elam kick)	11/87	2 - 10:21
D - FG Elam 32	5/66	3 - 3:08
D - R. Smith, 28 pass from Elway (Elam kick)	5/52	4 - 1:37
D - N. Smith, 79 fumble return (Elam kick)		4 - 5:11

ATT. - 75,729

	Miami	Denver
First Downs/Total-Rush.-Pass.-Pen.	14-1-11-2	24-13-10-1
Total Yards-Plays-Average	252-51-4.9	424-62-6.8
Rushes-Yards-Average	13-14-1.1	38-250-6.6
Net Yards Passing-Times Thrown-Yards Lost	238-1-5	174-1-8
Passes Attempted-Completed-Intercepted	37-26-2	23-14-0
Punts/Number-Average	5/45.6	2/48.5
Penalties/Number-Yards	10-57	5-41
Fumbles/Number-Lost	1-1	0-0

#### INDIVIDUAL STATISTICS

**RUSHING** - Miami: Parmalee 7-14; Abdul-Jabbar 3-5; Huard 2-(-2); Pritchett 1-(-3).

Denver: Davis 21-199, 2 TDs; Loville 8-34, 1 TD; Elway 3-19; Brister 6 (-2).

**PASSING** - Miami: Marino 37-26-2, 243 yards, 0 TDs.

Denver: Elway 23-14-0, 182 yards, 1 TD.

**RECEIVING** - Miami: McDuffie 9-118; Parmalee 5-24; Gadsden 4-36; L. Thomas 3-31; Pritchett 3-23; Jacquet 1-6; Abdul-Jabbar 1-5.

Denver: Sharpe 5-38; R. Smith 4-71, 1 TD; McCaffrey 3-52; Griffith 1-14; Davis 1-7.

**INTERCEPTIONS** - Miami: None.

Denver: Johnson 1-48; Romanowski 1-0.

**SACKS** - Miami: Wilson 1.

Denver: Washington 1.

**MISSED FIELD GOALS** - Miami: None.

Denver: None.

## 1999 AFC FIRST-ROUND PLAYOFF

**DOLPHINS 20, SEAHAWKS 17**

January 9, 2000

**Kingdome**

Seattle, WA

In the last game ever played at the Kingdome, the Dolphins recorded their first road playoff win since 1972 with a 20-17 triumph over the Seattle Seahawks. The Seahawks' second possession of the game started at the Dolphins' 47 after Miami was forced to punt from its own four-yard line. From there, Seattle needed eight plays before Jon Kitna connected with Sean Dawkins for a nine-yard touchdown pass on third-and-three, with 6:18 to play in the first quarter. The score marked the second third-down conversion on the drive for the Seahawks. Kitna and Mike Pritchard hooked up for a pair of completions on the drive, totaling 29 yards. Brock Marion returned the ensuing kickoff 47 yards to midfield. The Dolphins then moved 37 yards in seven plays, leading to an Olindo Mare 32-yard field goal with 2:05 remaining in the opening quarter. The Seahawks re-gained their seven-point advantage with 45 seconds left in the first half on Todd Peterson's 50-yard field goal, which capped an eight-play, 49-yard drive that used 3:45 of the clock. The Dolphins took over at their own 40 on the opening possession of the second half after Peterson's kickoff went out of bounds. Led by Dan Marino, who completed all six of his passes, totaling 56 yards, Miami embarked on a ten-play, 60-yard drive that consumed 6:05 of the clock and ended with a one-yard touchdown pass from Marino to Oronde Gadsden on third-and-goal. The touchdown pass was the 31st for Marino in his playoff career, moving him past Terry Bradshaw into sole possession of second on the NFL's all-time postseason list. The key play on the march was a 27-yard completion from Marino to O.J. McDuffie on third-and-seven from the Seattle 46. Charlie Rogers took the ensuing kickoff and raced 85 yards for a touchdown to give Seattle the lead once again. The Dolphins pulled to within four points on Mare's 50-yard field goal with 2:22 to play in the third quarter, culminating a six-play, 32-yard drive in which Autry Denson rushed for 25 yards. The ensuing onside kick was recovered by Miami's Shawn Wooden, and the Dolphins took over at their own 42. Although they could not take advantage of that opportunity, Tom Hutton's punt that followed pinned Seattle at their own six. Down by four points with 9:09 to play, Miami gained possession at their own 15. On the third play of the series, they faced a third-and-17 from their own 8 when Marino hit Tony Martin for a 23-yard completion. From there, Miami marched the length of the field in just eight more plays, the final one being a two-yard TD run by J.J. Johnson with 4:48 to play in the game. Two plays prior to the score Marino connected with Gadsden for a 24-yard completion on third-and-10 from the Seahawks 29, giving them a first-and-goal from the 5. Seattle went three and out on their next series, and a Terrell Buckley interception with 23 seconds remaining ended any Seattle comeback hopes. The Dolphins dominated the second half of the game, as they gained 230 yards while holding Seattle to just 32 yards over the final 30 minutes of the game. Overall on the day, the Dolphins outgained Seattle by a 299-171 margin. They rushed for 108 yards while limiting the Seahawks to just 41 yards. The Dolphins held the ball for 34:48. Miami registered a club playoff record six sacks on the afternoon, including three by Trace Armsrstrong. Johnson finished the game with 86 yards rushing and a touchdown on 27 attempts. McDuffie and Martin each caught five passes.

<b>MIAMI</b>	<b>3</b>	<b>0</b>	<b>10</b>	<b>7</b>	<b>-</b>	<b>20</b>
<b>SEATTLE</b>	<b>7</b>	<b>3</b>	<b>7</b>	<b>0</b>	<b>-</b>	<b>17</b>

<b>S</b> - Dawkins, 9 pass from Kitna (Peterson kick)	8/47	1 - 8:42
<b>M</b> - FG Mare 32	7/37	1 -12:55
<b>S</b> - FG Peterson 50	8/49	2 -15:15
<b>M</b> - Gadsden, 1 pass from Marino (Mare kick)	10/60	3 - 6:05
<b>S</b> - Rogers, 85 kickoff return (Peterson kick)		3 - 6:23
<b>M</b> - FG Mare 50	6/32	3 -12:38
<b>M</b> - Johnson, 2 run (Peterson kick)	11/85	4 -10:12

ATT. - 66,170

	<b>Miami</b>	<b>Seattle</b>
First Downs/Total-Rush.-Pass.-Pen.	18-7-10-1	12-0-10-2
Total Yards-Plays-Average	299-68-4.4	171-56-3.1
Rushes-Yards-Average	37-108-2.9	20-41-2.1
Net Yards Passing-Times Thrown-Yards Lost	191-1-5	130-6-32
Passes Attempted-Completed-Intercepted	30-17-0	30-14-2
Punts/Number-Average	8/41.3	7/47.9
Penalties/Number-Yards	6-67	2-10
Fumbles/Number-Lost	0-0	0-0

#### INDIVIDUAL STATISTICS

<b>RUSHING</b> - Miami: Johnson 27-86, 1 TD; Denson 7-19, Pritchett 2-4; Marino 1-(-1). Seattle: Watters 19-40; Kitna 1-1.
<b>PASSING</b> - Miami: Marino 30-17-0, 196 yards, 1 TD. Seattle: Kitna 30-14-2, 162 yards, 1 TD.
<b>RECEIVING</b> - Miami: McDuffie 5-82; Martin 5-70; Gadsen 2-25, 1 TD; Johnson 2-3; Konrad 1-7; Goodwin 1-6; Perry 1-3. Seattle: Dawkins 3-35, 1 TD; Pritchard 3-34; Fauria 3-31; Watters 2-22; Brown 2-18; Galloway 1-22.
<b>INTERCEPTIONS</b> - Miami: Marion 1-31; Buckley 1-6. Seattle: None.
<b>SACKS</b> - Miami: Armstrong 3; Owens 1; Z. Thomas 1; Wilson 1. Seattle: Adams 1.
<b>MISSED FIELD GOALS</b> - Miami: None. Seattle: None.

## 1999 AFC DIVISIONAL PLAYOFF

**JAGUARS 62, DOLPHINS 7**  
January 15, 2000

**ALLTEL Stadium**  
**Jacksonville, FL**

The Dolphins allowed the most point in club history and suffered their worst defeat ever as well. The Jaguars took a 7-0 lead on an eight-yard touchdown pass from Mark Brunell to Jimmy Smith on the first series of the game, 4:28 into the contest. A 41-yard completion from Mark Brunell to Jimmy Smith to the Dolphins' 22 was the key play on the 73-yard drive, in which Jacksonville converted all three of their third down attempts, including the touchdown. On the next play from scrimmage, Aaron Beasley intercepted a Dan Marino pass and Jacksonville took over at the Dolphins' 41. From there, the Jaguars moved 14 yards, setting up a Mike Hollis 45-yard field goal, with 6:19 to play in the opening quarter. The Jaguars scored for the third time in as many possessions when Fred Taylor broke loose for a 90-yard touchdown run with 3:46 remaining in the first quarter. On the following play from scrimmage, Tony Brackens stripped the ball from Marino, Brackens recovered and went 16 yards for the score. On the first play of the second quarter, Jacksonville scored again on a 39-yard touchdown pass from Brunell to Taylor on third-and-14. The Jaguars gained possession at the Dolphins' 21 on their next series after Corey Chamblin blocked a Tom Hutton punt. That led to a James Stewart 25-yard TD run three plays later. Hollis added a 28-yard field goal 1:51 prior to the half. That score came five plays after Carnell Lake recovered a J.J. Johnson fumble at the Dolphins' 30. Miami got its first points of the game three seconds before halftime when Marino and Oronde Gadsden combined for a 20-yard TD pass, on third-and-10. Jay Fiedler connected with Jimmy Smith for a 70-yard touchdown pass, 2:57 into the third quarter, giving Jacksonville 48 points on the afternoon, marking the most points that Miami has ever given up in the postseason. Fiedler fired his second touchdown pass of the day with 6:19 to play in the third quarter when he hit Alvis Whitted for a 38-yard scoring pass. Jacksonville finished the scoring with a Chris Howard five-yard touchdown run 4:23 into the fourth quarter, one play after Donovan Darius recovered an Autry Denson fumble.

<b>MIAMI</b>	<b>0</b>	<b>7</b>	<b>0</b>	<b>0</b>	<b>-</b>	<b>7</b>
<b>JACKSONVILLE</b>	<b>24</b>	<b>17</b>	<b>14</b>	<b>7</b>	<b>-</b>	<b>62</b>

<b>J</b> - Smith, 8 pass from Brunell (Hollis kick)	9/73	1 - 4:28
<b>J</b> - FG Hollis 45	9/14	1 - 8:41
<b>J</b> - Taylor, 90 run (Hollis kick)	2/91	1 - 11:14

**Playoff History • 577**

J - Brackens, 16 fumble return (Hollis kick)		1 - 11:39
J - Taylor, 39 pass from Brunell (Hollis kick)	4/53	2 - :12
J - Stewart, 25 run (Hollis kick)	3/21	2 - 2:55
J - FG Hollis 28	5/20	2 - 13:09
M - Gadsden, 20 pass from Marino (Mare kick)	9/80	2 - 14:57
J - Smith, 70 pass from Fiedler (Hollis kick)	3/78	3 - 2:57
J - Whitted, 38 pass from Fiedler (Hollis kick)	5/69	3 - 8:41
J - Howard, 5 run (Hollis kick)	1/5	4 - 4:23

ATT. - 66,170

	Miami	Jacksonville
First Downs/Total-Rush.-Pass.-Pen.	10/0-6-4	21/10-10-1
Third Down Efficiency	2-14/14.3	8-16/50.0
Total Yards-Plays-Average	133-65-2.0	520-68-7.6
Rushes-Yards-Average	19-23-1.2	46-257-5.6
Net Yards Passing-Times Thrown-Yards Lost	110-5-31	263-2-14
Passes Attempted-Completed-Intercepted	41-16-2	20-12-1
Punts/Number-Average	9-39.6	5-39
Penalties/Number-Yards	9-88	7-51
Fumbles/Number-Lost	6-5	1-1

#### INDIVIDUAL STATISTICS

**RUSHING** - Miami: Denson 6-10; Pritchett 2-10; Johnson 8-9; Huard 1-2; Marino 1-0; Hutton 1-(-8).  
Jacksonville: Taylor 18-135, 1 TD; Stewart 11-62, 1 TD; Howard 15-54, 1 TD; Brunell 1-6; Shelton 1-0.

**PASSING** - Miami: Marino 25-11-2, 95 yards, 1 TD; Huard 16-5-0, 46 yards, 0 TDs.  
Jacksonville: Brunell 9-5-0, 105 yards, 2 TDs; Fiedler 11-7-1, 172 yards, 2 TDs.

**RECEIVING** - Miami: Gadsden 6-62, 1 TD; Konrad 3-30; McDuffie 2-19; Pritchett 2-17; Johnson 2-11; Drayton 1-2.

Jacksonville: Smith 5-136, 2 TDs; McCardell 4-52; Taylor 1-39, 1 TD; Whitted 1-38, 1 TD; Shelton 1-12.

**INTERCEPTIONS** - Miami: Jackson 1-0 yards.

Jacksonville: Beasley 2-5 yards.

**SACKS** - Miami: Bowens 1.0; Mixon 1.0.

Jacksonville: Walker 2; Brackens 1; Leroy 1; Marts 1.

**MISSED FIELD GOALS** - Miami: None.

Jacksonville: Hollis 39(WL).

### 2000 AFC FIRST-ROUND PLAYOFF

**DOLPHINS 23, COLTS 17 (OT)**  
**December 30, 2000**

**Pro Player Stadium**  
**Miami, FL**

The Miami Dolphins recorded the second-largest comeback win in team playoff history as they rallied from a 14-0 halftime deficit to earn a 23-17 overtime win against the Indianapolis Colts at Pro Player Stadium. The Dolphins faced a fourth-and-six from the Colts' 39 on their first possession of the game, but could not convert. The Colts took over and marched 47 yards in seven plays, en route to a Mike Vanderjagt 32-yard field goal. The Dolphins made it to the Colts' 33 late in the first quarter, but on third-and-14, Chad Cota intercepted a Jay Fiedler pass in the end zone. Vanderjagt lined up to attempt his second field goal in as many series, but the run by holder Hunter Smith on the fake was short of the first down. On the next play from scrimmage, Chad Bratzke intercepted a Fiedler pass and returned it four yards to the Dolphins' four. That led to a seven-play, 17-yard drive that culminated with a Vanderjagt 26-yard field goal. Fiedler suffered his third interception in as many series three plays later when Cota picked off his second pass of the day, giving the Colts the ball at the Dolphins' 18. Two plays later, Peyton Manning connected with Jerome Pathon for a 17-yard score. That was followed by a Manning to Ken Dilger pass for the two-point conversion. The Dolphins had a chance to put their first points on the board with 31 seconds left in the first half, but Olindo Mare missed wide right on a 38-yard field goal attempt. The Dolphins opened the second half with an 11-play, 70-yard drive that ended with a two-yard scoring run by Lamar Smith, 6:51 into the half. Smith rushed for 42 yards on seven attempts on the march. The Dolphins cut the lead to four points 4:37 into the fourth quarter on a 38-yard field goal by Mare, which capped a nine-play, 53-yard drive. The Colts answered with a nine-play, 45-yard march which ended with a Vanderjagt 50-yard field goal. The Dolphins took over at their own 20 with 4:55 to play in the game, and marched the length of the field in 14 plays toward the game-tying score, a nine-yard touchdown pass from Fiedler to Jed Weaver on third-and-goal, with 34 seconds remaining in the game. Fiedler threw for 52 yards on the drive, as he completed six of 10 passes while also rushing three times for 15 yards. The Colts got into field goal position 5:44 into the overtime period, but Vanderjagt missed wide right on a 49-yard field goal attempt. The Dolphins took over at their own 39, and on the third play from scrimmage, they got into Colts territory at the 48 on a six-yard completion from Fiedler to Jeff Ogden on third-and-three. Eight plays later, Smith gave the Dolphins their third straight victory in the First Round of the playoffs on a 17-yard touchdown run with 3:34 left in overtime. Smith's 40 attempts represented a new NFL playoff single-game best. His yardage figure was the second-most ever in an NFL postseason contest.



<b>INDIANAPOLIS</b>	<b>3</b>	<b>11</b>	<b>0</b>	<b>3</b>	<b>0</b>	<b>-</b>	<b>17</b>
<b>MIAMI</b>	<b>0</b>	<b>0</b>	<b>7</b>	<b>10</b>	<b>6</b>	<b>-</b>	<b>23</b>

I - FG Vanderjagt 32	7/47	1 - 7:11
I - FG Vanderjagt 26	7/17	2 - 5:27
I - Pathon, 17 pass from Manning (Manning pass to Dilger)	2/18	2 - 7:13
M - L. Smith, 2 run (Mare kick)	11/70	3 - 6:51
M - FG Mare 38	9/53	4 - 4:37
I - FG Vanderjagt 50	9/45	4 -10:05
M - Weaver, 9 pass from Fiedler (Mare kick)	14/80	4 -14:26
M - L. Smith, 17 run (Mare kick)	11/61	OT - 9:18

ATT. - 73,193

	<b>Indianapolis</b>	<b>Miami</b>
First Downs/Total-Rush-Pass-Pen.	14/6-8-0	26/16-10-0
Third Down Efficiency	2-11/18.2	8-17/47.1
Total Yards-Plays-Average	293-55-5.3	434-84-5.2
Rushes-Yards-Average	23-99-4.3	48-258-5.4
Net Yards Passing-Sacked-Yards Lost	194-0-0	176-2-9
Passes Attempted-Completed-Intercepted	32-17-0	34-19-3
Punts/Number-Average	4-42.8	3-46
Penalties/Number-Yards	1-10	7-55
Fumbles/Number-Lost	0-0	0-0
Time of Possession	27:46	43:40

#### INDIVIDUAL STATISTICS

**RUSHING** - Miami: L. Smith 40-209, 2 TDs; Fiedler 7-43; Martin 1-6.

Indianapolis: James 21-107; Manning 1-(-2); Smith 1-(-6).

**PASSING** - Miami: Fiedler 34-19-3, 185 yards, 1 TD.

Indianapolis: Manning 32-17-0, 194 yards, 1 TD.

**RECEIVING** - Miami: McDuffie 4-57; Gadsden 4-38; L. Smith 3-18; Martin 2-21; Johnson 2-18; Denson 2-18; Weaver 1-9, 1 TD; Ogden 1-6.

Indianapolis: Pathon 5-69, 1 TD; Harrison 5-63; James 3-33; Dilger 3-16; Pollard 1-13.

**INTERCEPTIONS** - Miami: None.

Indianapolis: Cota 2-23 yards; Bratzke 1-4 yards.

**SACKS** - Miami: None

Indianapolis: Johnson 1; Belser 0.5; Whittington 0.5.

**MISSED FIELD GOALS** - Miami: Mare 38(WR).

Indianapolis: Vanderjagt 49(WR).

## 2000 AFC DIVISIONAL PLAYOFF

**RAIDERS 27, DOLPHINS 0**

January 6, 2001

**Network Associates Coliseum**

**Oakland, CA**

The Miami Dolphins suffered the first shutout in the team's playoff history with a 27-0 loss to the Oakland Raiders. The Raiders got on the board first 3:34 into the contest when Tory James intercepted a Jay Fiedler pass and returned it 90 yards for a touchdown, the longest interception return ever against the Dolphins in the postseason. The score occurred after the Dolphins were at the Raiders' 16. The Raiders opened a ten-point lead with 4:52 to play in the first quarter on a Sebastian Janikowski 36-yard field goal, which capped an eight-play, 46-yard drive. Janikowski converted his second field goal in as many offensive series when he hit from 33 yards out, 6:24 into the second quarter. The 12-play, 78-yard drive was highlighted by a 32-yard catch-and-run by Terry Kirby to midfield. The Raiders took a 20-point advantage with 1:53 to play in the first half on a six-yard touchdown pass from Rich Gannon to James Jett on third-and-four. The drive began at the Dolphins' 43 after Charles Woodson recovered a Lamar Smith fumble that was forced by Tory James. Of the 43 yards on the march, Gannon scrambled for 19 yards. The final points of the day were scored on the Raiders' first possession of the second half when Tyrone Wheatley ran it in from two yards out, culminating a 12-play, 54-yard drive that used 6:50 of the clock. Gannon threw for 32 yards on the march, including a 12-yard completion to Tim Brown on third-and-seven, one play prior to the touchdown.

<b>MIAMI</b>	<b>0</b>	<b>0</b>	<b>0</b>	<b>0</b>	<b>-</b>	<b>0</b>
<b>OAKLAND</b>	<b>10</b>	<b>10</b>	<b>7</b>	<b>0</b>	<b>-</b>	<b>27</b>

O - James, 90 interception return (Janikowski kick)	1 - 3:24
O - FG Janikowski 36	8/46 1 -10:08
O - FG Janikowski 33	12/78 2 - 6:24
O - Jett, 6 pass from Gannon (Janikowski kick)	9/43 2 -13:57
O - Wheatley, 2 run (Janikowski kick)	12/54 3 - 9:04

ATT. - 61,998

	<b>Miami</b>	<b>Oakland</b>
First Downs/Total-Rush-Pass Pen.	10/0-8-2	20/10-7-3
Third Down Efficiency	2-12/16.7	8-16/50.0
Total Yards-Plays-Average	204-56-3.6	267-66-4.0
Rushes-Yards-Average	17-40-2.4	45-140-3.1
Net Yards Passing-Sacked-Yards Lost	164-2-12	127-3-16
Passes Attempted-Completed-Intercepted	37-18-3	18-12-0
Punts/Number-Average	6-34.2	5-46.8
Penalties/Number-Yards	8-55	6-40
Fumbles/Number-Lost	1-1	1-1
Time of Possession	22:36	37:24

#### INDIVIDUAL STATISTICS

**RUSHING** – Miami: Johnson 3-12; Denson 3-12; Fiedler 3-12; L. Smith 8-4.

Oakland: Wheatley 19-56, 1 TD; Kirby 11-37; Gannon 5-31; Jordan 5-15; Kaufman 1-4; Crockett 1-3; Hoying 2-(-2); Jett 1-(-4).

**PASSING** – Miami: Fiedler 37-18-3, 176 yards, 0 TDs.

Oakland: Gannon 18-12-0, 143 yards, 0 TDs; Hoying 0-0-0, 0 yards, 0 TDs.

**RECEIVING** – Miami: Denson 6-42; Shepherd 4-20; McDuffie 3-43; Martin 2-27; Gadsden 1-33; Johnson 1-7; L. Smith 1-4.

Oakland: Kirby 2-35; Rison 2-28; Brown 2-27; Jordan 2-14; Jett 2-13; Brigham 1-17; Crockett 1-9.

**INTERCEPTIONS** – Miami: None.

Oakland: James 2-98 yards, 1 TD; Allen 1-0 yards.

**SACKS** – Miami: Armstrong 1; Bromell 1; Jones 1.

Oakland: Bryant 1; Coleman 1.

**MISSED FIELD GOALS** – Miami: None.

Oakland: Janikowski 58(S).

## 2001 AFC FIRST-ROUND PLAYOFF

**RAVENS 20, DOLPHINS 3**  
January 13, 2002

**Pro Player Stadium**  
**Miami, FL**

The Dolphins dropped their first home playoff game since January 17, 1993, snapping a three-game home playoff win streak. Twan Russell stripped the ball from Jermaine Lewis on the game's opening kickoff and Tommy Hendricks recovered at the Ravens' 24-yard line, leading to an Olindo Mare 33-yard field goal four plays later. The score remained that way until the third play of the second quarter when Terry Allen scored on a four-yard run, culminating a 17-play, 90-yard drive in which Baltimore ran the ball 12 times totaling 61 yards, led by Allen, who rushed for 27 yards on four carries. With just more than a minute remaining in the first half, Jamie Sharper recovered a Travis Minor fumble at the Dolphins' 41-yard line. The Ravens were unable to capitalize, however, as Matt Stover's 40-yard field goal attempt as time expired hit the left upright. Baltimore extended its lead to 11 points with 1:20 to play in the third quarter when Elvis Grbac hit Travis Taylor in the end zone for a four-yard touchdown pass on third-and-goal, capping an 11-play, 99-yard drive. The key play was a 45-yard completion from Grbac to Taylor on third-and-one from the Ravens' 10-yard line. Peter Boulware stripped the ball from Jay Fiedler on a sack on the third play of the fourth quarter, and Boulware recovered at the Dolphins' 37-yard line. That resulted in a Matt Stover 35-yard field goal six plays afterward. Stover added his second field goal in as many series with a 40-yarder with 2:01 to play in the game. That three-pointer came 11 plays after a Duane Starks interception after the Dolphins had made it to the Ravens' 42-yard line. Baltimore rushed for 49 yards on eight attempts on the scoring drive.

<b>BALTIMORE</b>	<b>0</b>	<b>7</b>	<b>7</b>	<b>6</b>	<b>-</b>	<b>20</b>
<b>MIAMI</b>	<b>3</b>	<b>0</b>	<b>0</b>	<b>0</b>	<b>-</b>	<b>3</b>

<b>M</b> – FG Mare 33	4/9/2:03	1 - 12:46
<b>B</b> – Allen, 4 run (Stover kick)	17/90/8:51	2 - 13:34
<b>B</b> – Taylor, 4 pass from Grbac (Stover kick)	11/99/5:42	3 - 1:20
<b>B</b> – FG Stover 35	6/20/3:33	4 - 11:05
<b>B</b> – FG Stover 40	11/50/6:33	4 - 2:01

**ATT. – 72,251**

	<b>Baltimore</b>	<b>Miami</b>
First Downs/Total-Rush-Pass Pe.	20/12-7-1	9/1-6-2
Third Down Efficiency	10-16/62.5	3-11/27.3
Total Yards-Plays-Average	347-69-5.0	151-46-3.3
Rushes-Yards-Average	50-226-4.5	15-46-3.1
Net Yards Passing-Sacked-Yards Lost	121-1-12	105-3-17
Passes Attempted-Completed-Intercepted	18-12-0	28-15-1
Punts/Number-Average	4-45.5	5-47.4
Penalties/Number-Yards	5-35	6-36
Fumbles/Number-Lost	1-1	3-2
Time of Possession	37:54	22:06

### 580 • Playoff History

## INDIVIDUAL STATISTICS

**RUSHING** – Miami: Fiedler 3-16; Minor 5-14; Lucas 1-10; Smith 6-6.

Baltimore: Allen 25-109, 1 TD; Brookins 10-65; Williams 6-24; Taylor 1-15; Ayanbadejo 2-8; J. Lewis 2-4; Grbac 2-3; Redman 2-(-2).

**PASSING** – Miami: Fiedler 28-15-1, 122 yards, 0 TDs.

Baltimore: Grbac 18-12-0, 133 yards, 1 TD.

**RECEIVING** – Miami: Ward 5-55; McKnight 4-26; Weaver 2-22; Minor 2-4; Gadsden 1-9; Smith 1-6.

Baltimore: Sharpe 4-23; Taylor 2-49, 1 TD; Ismail 1-16; Gash 1-13; Heap 1-11; Stokley 1-11; Ayanbadejo 1-7; Brookins 1-3.

**INTERCEPTIONS** – Miami: None.

Baltimore: Starks 1-26 yards.

**SACKS** – Miami: Galyon 1.

Baltimore: Boulware 1; Mitchel 1; Sharper 1.

**MISSED FIELD GOALS** – Miami: None.

Baltimore: Stover 40(WL).

# DOLPHINS INDIVIDUAL PLAYOFF RECORDS

The following individual records relate solely to service with the Miami Dolphins. They include National Football League playoff and Super Bowl statistics only. Super Bowl games are marked with a \*\*\*.

## SERVICE

### MOST GAMES PLAYED

- 19 Bob Kuechenberg (1970-84)
- 18 Dan Marino (1983-99)
- 13 by six players

### MOST STARTS

- 19 Bob Kuechenberg (1970-84)
- 18 Dan Marino (1983-99)
- 13 Kim Bokamper (1977-85)
- 13 Richmond Webb (1990-00)

## SCORING

### MOST POINTS

#### Career

- 64 Garo Yepremian (12 games), 28 XPs, 12 FGs

- 60 Larry Csonka (12 games), 10 TDs

#### Game

- 18 Larry Csonka (12/30/73 vs. Oakland), 3 TDs

### MOST TOUCHDOWNS

#### Career

- 10 Larry Csonka (12 games), 9 run, 1 pass

- 6 Jim Kiick (11 games), 6 run

#### Game

- 3 Larry Csonka (12/30/73 vs. Oakland), 3 run

### MOST FIELD GOALS

#### Career

- 12 Garo Yepremian (12 games), 20 attempts

- 9 Uwe von Schamann (ten games), 15 attempts

- 9 Olindo Mare (eight games), 11 attempts

#### Game

- \*\*\*3 Uwe von Schamann (1/20/85 vs. San Francisco), 3 attempts

- 3 Olindo Mare (1/2/99 vs. Buffalo), 4 attempts

### LONGEST FIELD GOALS

- 58 Pete Stoyanovich (1/5/91 vs. Kansas City)

- 51 Fuad Reveiz (1/4/86 vs. Cleveland)

- 51 Pete Stoyanovich (1/17/93 vs. Buffalo)

### MOST POINTS AFTER TOUCHDOWNS

#### Career

- 32 Uwe von Schamann (ten games), 33 attempts

- 28 Garo Yepremian (12 games), 29 attempts

#### Game

- 6 Uwe von Schamann (1/6/85 vs. Pittsburgh), 6 attempts

- 5 Uwe von Schamann (1/2/82 vs. San Diego), 5 attempts

### MOST TWO-POINT CONVERSIONS

#### Career

- 1 O.J. McDuffie (six games)

- 1 Stanley Pritchett (three games)

#### Game

- 1 O.J. McDuffie (12/30/95 at Buffalo)

- 1 Stanley Pritchett (1/2/99 vs. Buffalo)

## RUSHING

### MOST RUSHING YARDS

#### Career

- 891 Larry Csonka (12 games), 225 attempts

- 454 Tony Nathan (11 games), 118 attempts



**Game**

- 209 Lamar Smith (12/30/00 vs. Indianapolis), 40 attempts  
 \*\*145 Larry Csonka (1/13/74 vs. Minnesota), 33 attempts

**MOST RUSHING ATTEMPTS****Career**

- 225 Larry Csonka (12 games)  
 118 Tony Nathan (11 games)

**Game**

- 40 Lamar Smith (12/30/00 vs. Indianapolis), 209 yards (NFL Record)  
 \*\*33 Larry Csonka (1/13/74 vs. Minnesota), 145 yards

**MOST RUSHING TOUCHDOWNS****Career**

- 9 Larry Csonka (12 games)  
 6 Jim Kiick (11 games)

**Game**

- 3 Larry Csonka (12/30/73 vs. Oakland)  
 2 Four times, last: Lamar Smith (12/30/00 vs. Indianapolis)

**MOST 100-YARD RUSHING GAMES****Career**

- 4 Larry Csonka (12 games)  
 1 Mercury Morris (ten games)  
 1 Andra Franklin (six games)  
 1 Lamar Smith (three games)

**LONGEST RUNS FROM SCRIMMAGE**

- \*\*49 Larry Csonka (1/14/73 vs. Washington)  
 37 Larry Seiple (12/31/72 at Pittsburgh)

---

**PASSING**

---

**MOST YARDS PASSING****Career**

- 4,510 Dan Marino (18 games)  
 1,467 Bob Griese (12 games)

**Game**

- 422 Dan Marino (12/30/95 at Buffalo), 33 of 64  
 421 Dan Marino (1/6/85 vs. Pittsburgh), 21 of 32

**MOST PASS ATTEMPTS****Career**

- 687 Dan Marino (18 games)  
 208 Bob Griese (12 games)

**Game**

- 64 Dan Marino (12/30/95 at Buffalo), 33 completions  
 \*\*50 Dan Marino (1/20/85 vs. San Francisco), 29 completions

**MOST PASS COMPLETIONS****Career**

- 385 Dan Marino (18 games)  
 112 Bob Griese (12 games)

**Game**

- 33 Dan Marino (12/30/95 at Buffalo), 64 attempts

- 29 Don Strock (1/2/82 vs. San Diego), 43 attempts

- \*\*29 Dan Marino (1/20/85 vs. San Francisco), 50 attempts

**MOST CONSECUTIVE PASS COMPLETIONS**

- 13 Don Strock (1/2/82 vs. San Diego)  
 11 Dan Marino (1/5/91 vs. Kansas City through 1/12/91 at Buffalo)

**MOST TOUCHDOWN PASSES****Career**

- 32 Dan Marino (18 games)  
 10 Bob Griese (12 games)

**Game**

- 4 Don Strock (1/2/82 vs. San Diego)  
 4 Dan Marino (1/6/85 vs. Pittsburgh)

**MOST PASSES HAD INTERCEPTED****Career**

- 24 Dan Marino (18 games)  
 12 Bob Griese (12 games)

**Game**

- 3 David Woodley (1/23/83 vs. N.Y. Jets), 21 attempts  
 3 Dan Marino (12/30/95 at Buffalo), 64 attempts  
 3 Jay Fiedler (12/30/00 vs. Indianapolis), 34 attempts  
 3 Jay Fiedler (1/6/01 at Oakland), 37 attempts

**HIGHEST COMPLETION PERCENTAGE****Career (minimum 50 completions)**

- 56.0 Dan Marino (18 games), 385 of 687 attempts  
 53.8 Bob Griese (12 games), 112 of 208 attempts

**Game (minimum 12 completions)**

- 84.2 David Woodley (1/8/83 vs. New England), 16 of 19 attempts  
 77.3 David Woodley (1/16/83 vs. San Diego), 17 of 22 attempts

**MOST 300-YARD PASSING GAMES****Career**

- 4 Dan Marino (18 games)  
 1 Don Strock (13 games)

**LONGEST PASS PLAYS**

- \*\*76t David Woodley to Jimmy Cefalo (1/30/83 vs. Washington)  
 75t Bob Griese to Paul Warfield (1/2/72 vs. Baltimore)

---

**RECEIVING**

---

**MOST RECEPTIONS****Career**

- 65 Tony Nathan (11 games)  
 50 O.J. McDuffie (ten games)

**Game**

- 11 O.J. McDuffie (12/30/95 at Buffalo), 154 yards  
 \*\*10 Tony Nathan (1/20/85 vs. San Francisco), 83 yards  
 10 Tony Nathan (1/4/86 vs. Cleveland), 101 yards

## **MOST RECEIVING YARDS**

### **Career**

- 717 Paul Warfield (11 games), 21.1 per catch
- 649 Tony Nathan (11 games), 10.0 per catch

### **Game**

- 154 O.J. McDuffie (12/30/95 at Buffalo), 11 receptions
- 148 Mark Duper (1/6/85 vs. Pittsburgh), 5 receptions

## **MOST RECEIVING TOUCHDOWNS**

### **Career**

- 5 Mark Duper (ten games), 32 receptions
- 4 Paul Warfield (11 games), 34 receptions
- 4 Bruce Hardy (13 games), 26 receptions
- 4 Keith Jackson (four games), 19 receptions

### **Game**

- 2 Joe Rose (1/2/82 vs. San Diego)
- 2 Bruce Hardy (1/8/83 vs. New England)
- 2 Mark Duper (1/6/85 vs. Pittsburgh)
- 2 Keith Jackson (1/10/93 vs. San Diego)
- 2 Keith Jackson (1/8/95 at San Diego)

## **MOST 100-YARD RECEIVING GAMES**

### **Career**

- 3 Mark Duper (ten games)
- 3 Tony Nathan (11 games)

---

## **PUNTING**

---

## **MOST PUNTS**

### **Career**

- 50 Larry Seiple (11 games), 1,990 yards
- 40 Reggie Roby (ten games), 1,622 yards

### **Game**

- 10 Tom Orosz (1/23/83 vs. N.Y. Jets), 333 yards
- 8 Three times, last: Tom Hutton (1/15/00 at Jacksonville, 356 yards)

## **HIGHEST PUNTING AVERAGE**

### **Career (minimum 25 punts)**

- 40.6 Reggie Roby (ten games), 40 punts
- 39.8 Larry Seiple (11 games), 50 punts

### **Game (minimum 4 punts)**

- 48.6 George Roberts (12/24/78 vs. Houston), 5-243
- 47.4 Matt Turk (1/13/02 vs. Baltimore), 5-237

## **LONGEST PUNTS**

- 64 Reggie Roby (1/5/91 vs. Kansas City), net 53
- 62 Reggie Roby (1/4/86 vs. Cleveland), net 62

---

## **PUNT RETURNS**

---

## **MOST PUNT RETURNS**

### **Career**

- 16 Tom Vigorito (seven games)
- 14 Jake Scott (ten games)

### **Game**

- 6 Nate Jacquet (1/9/00 at Seattle), 10.5 avg.

- 5 Scott Miller (1/10/93 vs. San Diego), 9.0 avg.

## **MOST PUNT RETURN YARDS**

### **Career**

- 129 Tom Vigorito (seven games)
- 113 O.J. McDuffie (ten games)
- 110 Nate Jacquet (four games)

### **Game**

- 66 Jeff Ogden (1/6/01 at Oakland), 3 returns
- 63 Nate Jacquet (1/9/00 at Seattle), 6 returns

## **LONGEST PUNT RETURNS**

- 45 Jeff Ogden (1/6/01 at Oakland)
- 29 Nate Jacquet (1/15/00 at Jacksonville)

## **HIGHEST PUNT RETURN AVERAGE**

### **Career (minimum 10 returns)**

- 8.1 Tom Vigorito (seven games), 16 returns
- 6.8 Jake Scott (ten games), 14 returns

### **Game (minimum three returns)**

- 22.0 Jeff Ogden (1/6/01 at Oakland), 3-66
- 10.5 Nate Jacquet (1/9/00 at Seattle), 6-63

## **MOST FAIR CATCHES**

### **Career**

- 11 Jake Scott (seven games) of 25 punts
- 7 O.J. McDuffie (ten games) of 16 punts

### **Game**

- 4 Jake Scott (12/23/73 vs. Cincinnati) of five punts

---

## **KICKOFF RETURNS**

---

## **MOST KICKOFF RETURNS**

### **Career**

- 23 Fulton Walker (nine games)
- 13 Mercury Morris (ten games)

### **Game**

- 8 Marc Logan (1/12/91 at Buffalo), 17.3 average
- 6 Fulton Walker (12/31/83 vs. Seattle), 17.3 average
- 6 Lorenzo Hampton (1/12/86 vs. New England), 15.2 average

## **MOST KICKOFF RETURN YARDS**

### **Career**

- 556 Fulton Walker (nine games)
- 293 Brock Marion (seven games)

### **Game**

- \*\*190 Fulton Walker (1/30/83 vs. Washington), long 98t
- 138 Marc Logan (1/12/91 at Buffalo), long 44

## **LONGEST KICKOFF RETURNS**

- \*\*98t Fulton Walker (1/30/83 vs. Washington)
- 89t Nat Moore (12/21/74 at Oakland)

## **HIGHEST KICKOFF RETURN AVERAGE**

### **Career (minimum 10 returns)**

- 24.9 O.J. McDuffie (ten games), 10 returns
- 24.4 Brock Marion (seven games), 12 returns

**Game (minimum four returns)**

\*\*47.5 Fulton Walker (1/30/83 vs. Washington),  
4-190

24.2 John Avery (1/9/99 at Denver), 5-121

**INTERCEPTIONS****MOST INTERCEPTIONS****Career**

- 5 Dick Anderson (11 games)
- 4 by five players

**Game**

- 3 A.J. Duhe (1/23/83 vs. N.Y. Jets), 36 yards
- 2 Four times, last 1992

**LONGEST INTERCEPTION RETURNS**

62t Dick Anderson (1/2/72 vs. Baltimore),  
John Unitas

\*\*55 Jake Scott (1/14/73 vs. Washington),  
Bill Kilmer

**SACKS****MOST SACKS****Career**

- 8 Kim Bokamper (13 games)
- 6 Trace Armstrong (eight games)

**Game**

- 3 Trace Armstrong (1/9/00 at Seattle)
- 2 Bob Heinz (1/2/72 vs. Baltimore)

2 Bob Matheson (12/23/73 vs.  
Cincinnati)

2 Kim Bokamper (12/24/78 vs. Houston)

2 Kim Bokamper (1/2/82 vs. San Diego)

2 A.J. Duhe (1/16/83 vs. San Diego)

2 Kim Bokamper (1/23/83 vs. N.Y. Jets)

2 Marco Coleman (1/8/95 at San Diego)

**FUMBLES****MOST FUMBLES****Career**

- 8 Dan Marino (18 games)
- 5 Andra Franklin (six games)

**Game**

- 3 Andra Franklin (1/8/83 vs. New England)
- 2 Seven times, last 1999

**MOST OWN FUMBLE RECOVERIES****Career**

- 3 Dan Marino (18 games)
- 2 Bob Griese (12 games)

**Game**

- 2 Bob Griese (12/27/70 at Oakland)

**MOST OPPONENT FUMBLE RECOVERIES****Career**

- 2 Doug Betters (13 games)
- 2 Larry Gordon (seven games)
- 2 Jake Scott (11 games)

**Game**

- 2 Larry Gordon (12/31/72 at Pittsburgh)

**DOLPHINS TEAM PLAYOFF RECORDS****SCORING****MOST POINTS SCORED**

- 45 1/6/85 vs. Pittsburgh
- 38 1/2/82 vs. San Diego

**FEWEST POINTS SCORED**

- 0 1/6/01 at Oakland
- \*\*3 1/16/72 vs. Dallas
- 3 12/28/97 at New England
- 3 1/9/99 at Denver
- 3 1/13/02 vs. Baltimore

**MOST POINTS ALLOWED**

- 62 1/15/00 at Jacksonville
- 44 1/12/91 at Buffalo

**FEWEST POINTS ALLOWED**

- 0 1/2/72 vs. Baltimore
- 0 1/23/83 vs. N.Y. Jets
- 0 1/10/93 vs. San Diego

**MOST POINTS, BOTH TEAMS**

- 79 San Diego 41, at Miami 38, OT (1/2/82)
- 78 at Buffalo 44, Miami 34 (1/12/91)

**FEWEST POINTS, BOTH TEAMS**

- 14 at Miami 14, N.Y. Jets 0 (1/23/83)
- 20 at New England 17, Miami 3 (12/28/97)

**MOST DECISIVE WIN**

- 31 31-0 vs. San Diego (1/10/93)
- 21 21-0 vs. Baltimore (1/2/72)
- 21 34-13 vs. San Diego (1/16/83)
- 21 31-10 vs. Seattle (12/29/84)

**MOST DECISIVE LOSS**

- 55 62-7 at Jacksonville (1/15/00)
- 35 38-3 at Denver (1/9/99)

**MOST TOUCHDOWNS SCORED BY****Rushing**

- 3 12/30/73 vs. Oakland
- \*\*3 1/13/74 vs. Minnesota

**Passing**

- 4 1/2/82 vs. San Diego
- 4 1/6/85 vs. Pittsburgh

**Interception**

- 1 1/2/72 vs. Baltimore
- 1 1/23/83 vs. N. Y. Jets



**Kickoff Return**

- 1 12/21/74 at Oakland  
 \*\*1 1/30/83 vs. Washington

**MOST TOUCHDOWNS ALLOWED BY****Rushing**

- 3 12/30/79 at Pittsburgh  
 3 12/30/95 at Buffalo  
 3 1/9/99 at Denver  
 3 1/15/00 at Jacksonville

**Passing**

- 4 12/21/74 at Oakland  
 4 1/15/00 at Jacksonville  
 3 Five times, last 1990

**Interception**

- 1 12/27/70 at Oakland  
 1 12/23/73 vs. Cincinnati  
 1 12/28/97 at New England

**Punt Return**

- 1 1/2/82 vs. San Diego

**Kickoff Return**

- 1 1/9/00 at Seattle

**MOST POINTS IN A QUARTER, DOLPHINS****1st-**

- 14 12/23/73 vs. Cincinnati  
 \*\*14 1/13/74 vs. Minnesota

**2nd-**

- 21 1/10/93 vs. San Diego  
 20 1/16/83 vs. San Diego

**3rd-**

- 14 1/2/82 vs. San Diego  
 14 12/29/84 vs. Seattle  
 14 1/6/85 vs. Pittsburgh  
 14 1/4/86 vs. Cleveland

**4th-**

- 22 12/30/95 at Buffalo  
 14 1/5/91 vs. Kansas City  
 14 1/12/91 at Buffalo

**MOST POINTS IN A QUARTER, OPPONENT****1st-**

- 24 1/2/82 vs. San Diego  
 24 1/15/00 at Jacksonville  
 20 12/30/79 at Pittsburgh

**2nd-**

- \*\*21 1/20/85 vs. San Francisco  
 17 1/15/00 at Jacksonville

**3rd-**

- 14 1/15/00 at Jacksonville  
 10 12/30/73 vs. Oakland  
 \*\*10 1/20/85 vs. San Francisco  
 10 1/17/93 vs. Buffalo  
 10 12/28/97 at New England

**4th-**

- 14 12/21/74 at Oakland  
 \*\*14 1/30/83 vs. Washington  
 14 1/12/91 at Buffalo  
 14 1/9/99 at Denver

**MOST POINTS IN A HALF, DOLPHINS****1st-**

- 27 1/16/83 vs. San Diego  
 24 1/6/85 vs. Pittsburgh

**2nd-**

- 22 12/30/95 at Buffalo  
 21 Three times, last 1986

**MOST POINTS IN A HALF, OPPONENT****1st-**

- 41 1/15/00 at Jacksonville  
 \*\*28 1/20/85 vs. San Francisco  
 27 1/12/91 at Buffalo

**2nd-**

- 21 12/21/74 at Oakland  
 21 1/15/00 at Jacksonville  
 20 12/31/83 vs. Seattle

---

**FIRST DOWNS**

---

**MOST FIRST DOWNS**

- 29 1/16/83 vs. San Diego  
 28 1/6/85 vs. Pittsburgh

**FEWEST FIRST DOWNS**

- \*\*9 1/30/83 vs. Washington  
 9 1/13/02 vs. Baltimore  
 \*\*10 1/16/72 vs. Dallas  
 10 12/28/97 at New England  
 10 1/15/00 at Jacksonville  
 10 1/6/01 at Oakland

**MOST FIRST DOWNS ALLOWED**

- 34 1/2/82 vs. San Diego  
 \*\*31 1/20/85 vs. San Francisco

**FEWEST FIRST DOWNS ALLOWED**

- 8 12/29/84 vs. Seattle  
 10 1/23/83 vs. N.Y. Jets  
 10 1/10/93 vs. San Diego

**MOST FIRST DOWNS BY****Rushing**

- 18 12/23/73 vs. Cincinnati  
 18 12/30/73 vs. Oakland

**Passing**

- 21 1/2/82 vs. San Diego  
 20 12/30/95 at Buffalo

**Penalty**

- 5 1/2/99 vs. Buffalo

**FEWEST FIRST DOWNS BY****Rushing**

- 0 1/15/00 at Jacksonville  
 0 1/6/01 at Oakland  
 1 1/9/99 at Denver  
 1 1/13/02 vs. Baltimore

**Passing**

- 2 12/30/73 vs. Oakland  
 \*\*2 1/30/83 vs. Washington

**MOST FIRST DOWNS ALLOWED BY****Rushing**

- 18 12/30/95 at Buffalo  
 \*\*16 1/20/85 vs. San Francisco

**Passing**

- 21 1/2/82 vs. San Diego  
 17 12/31/94 vs. Kansas City

**Penalty**

- 3 Four times, last at Oakland, 1/6/01

**FEWEST FIRST DOWNS ALLOWED BY****Rushing**

- 0 1/9/00 at Seattle  
 2 1/23/83 vs. N.Y. Jets  
 2 12/29/84 vs. Seattle

**Passing**

5	1/4/86 vs. Cleveland
6	Six times, last 1985

---

**TOTAL NET YARDS**

---

**MOST NET YARDS GAINED**

569	1/6/85 vs. Pittsburgh
502	12/30/95 at Buffalo

**FEWEST NET YARDS GAINED**

133	1/15/00 at Jacksonville
151	1/13/02 vs. Baltimore

**MOST NET YARDS ALLOWED**

564	1/2/82 vs. San Diego
**537	1/20/85 vs. San Francisco

**FEWEST NET YARDS ALLOWED**

139	1/23/83 vs. N.Y. Jets
171	1/9/00 at Seattle

---

**RUSHING**

---

**MOST RUSHING YARDS**

266	12/30/73 vs. Oakland, 53 att.
258	12/30/00 vs. Indianapolis, 48 att.

**FEWEST RUSHING YARDS**

14	1/9/99 at Denver
23	1/15/00 at Jacksonville

**MOST RUSHING YARDS ALLOWED**

341	12/30/95 at Buffalo, 52 att.
**276	1/30/83 vs. Washington, 52 att.

**FEWEST RUSHING YARDS ALLOWED**

41	1/9/00 at Seattle, 20 att.
51	12/29/84 vs. Seattle, 18 att.

**MOST RUSHING ATTEMPTS**

56	1/16/83 vs. San Diego, 214 yards
53	Two times, last 1974

**FEWEST RUSHING ATTEMPTS**

8	1/8/95 at San Diego
**9	1/20/85 vs. San Francisco, 25 yards
11	1/13/93 vs. Buffalo, 33 yards

**MOST RUSHING ATTEMPTS, OPPONENT**

59	1/12/86 vs. New England, 255 yards
**52	1/30/83 vs. Washington, 276 yards
52	12/30/95 at Buffalo, 341 yards

**FEWEST RUSHING ATTEMPTS, OPPONENT**

16	1/10/93 vs. San Diego, 70 yards
17	1/16/83 vs. San Diego, 79 yards

---

**PASSING**

---

**MOST NET YARDS PASSING**

435	1/6/85 vs. Pittsburgh
432	12/30/95 at Buffalo

**FEWEST NET YARDS PASSING**

26	12/30/73 vs. Oakland
60	1/23/83 vs. N.Y. Jets

**MOST NET YARDS PASSING ALLOWED**

415	1/2/82 vs. San Diego
339	1/12/91 at Buffalo
339	1/2/99 vs. Buffalo

**FEWEST NET YARDS PASSING ALLOWED**

62	1/4/86 vs. Cleveland
71	1/12/86 vs. New England

**MOST PASS ATTEMPTS**

66	12/30/95 at Buffalo
**50	1/20/85 vs. San Francisco

**FEWEST PASS ATTEMPTS**

6	12/30/73 vs. Oakland
**7	1/13/74 vs. Minnesota

**MOST PASS ATTEMPTS, OPPONENT**

54	1/2/82 vs. San Diego
45	1/10/93 vs. San Diego

**FEWEST PASS ATTEMPTS, OPPONENT**

12	1/2/86 vs. New England
16	12/27/70 at Oakland

**MOST PASS COMPLETIONS**

34	12/30/95 at Buffalo
31	1/2/82 vs. San Diego

**FEWEST PASS COMPLETIONS**

3	12/30/73 vs. Oakland
4	Two times, last 1983

**MOST PASS COMPLETIONS, OPPONENT**

33	1/2/82 vs. San Diego
28	1/8/95 at San Diego
26	12/31/94 vs. Kansas City

**FEWEST PASS COMPLETIONS, OPPONENT**

8	1/27/70 at Oakland
9	1/24/72 vs. Cleveland

---

**INTERCEPTIONS**

---

**MOST INTERCEPTIONS**

5	12/24/72 vs. Cleveland
5	1/16/83 vs. San Diego
5	1/23/83 vs. N.Y. Jets

**MOST INTERCEPTIONS, OPPONENT**

3	12/24/78 vs. Houston
3	1/23/83 vs. N.Y. Jets
3	12/30/95 at Buffalo
3	12/30/00 vs. Indianapolis
3	1/6/01 at Oakland

---

**PUNTING**

---

**MOST PUNTS**

10	1/23/83 vs. N.Y. Jets
9	1/15/00 at Jacksonville

**MOST PUNT YARDS**

356	1/15/00 at Jacksonville
333	1/23/83 vs. N.Y. Jets

**FEWEST PUNTS**

1	12/30/73 vs. Oakland
1	1/8/83 vs. New England
1	1/2/99 vs. Buffalo

**MOST PUNTS, OPPONENT**

10	1/23/83 vs. N.Y. Jets
7	Six times, last: 1/9/00 at Seattle

**MOST PUNT YARDS, OPPONENT**

357	1/23/83 vs. N.Y. Jets
335	1/9/00 at Seattle

**FEWEST PUNTS, OPPONENT**

- 1 1/12/91 at Buffalo
- 2 Seven times, last at Denver, 1/9/99

**MOST PUNTS, BOTH TEAMS**

- 20 1/23/83 vs. N.Y. Jets
- 15 1/10/93 vs. San Diego
- 15 1/9/00 at Seattle

**FEWEST PUNTS, BOTH TEAMS**

- 3 12/30/73 vs. Oakland
- 3 1/12/91 at Buffalo
- 3 1/2/99 vs. Buffalo

**HIGHEST PUNTING AVERAGE**

x-48.6 12/24/72 vs. Houston

**HIGHEST PUNTING AVERAGE, OPPONENT**

x-51.3 12/31/72 at Pittsburgh

x-minimum 4 punts

---

**SACKS**


---

**MOST SACKS**

- 6-32 1/9/00 at Seattle
- 4-29 1/8/83 vs. New England
- 4-26 1/23/83 vs. N.Y. Jets

**MOST SACKS, OPPONENT**

- 5-31 1/15/00 at Jacksonville
- 4-14 12/24/72 vs. Cleveland
- 4-27 1/23/83 vs. N.Y. Jets
- \*\*4-29 1/20/85 vs. San Francisco
- 4-25 1/17/93 vs. Buffalo
- 4-21 12/28/97 at New England

---

**FUMBLES**


---

**MOST FUMBLES**

- 6 1/15/00 at Jacksonville
- 5 1/12/86 vs. New England

**MOST FUMBLES LOST**

- 6-5 1/15/00 at Jacksonville
- 5-4 1/12/86 vs. New England

**MOST FUMBLES, OPPONENT**

- 4 12/27/70 vs. Oakland
- 4 1/2/99 vs. Buffalo
- 3 Eight times, last 1994

**MOST FUMBLES LOST, OPPONENT**

- 4-4 1/2/99 vs. Buffalo
- 3-3 12/30/79 at Pittsburgh
- 3-3 1/2/82 vs. San Diego
- 3-3 1/8/83 vs. New England

# OPPONENTS PLAYOFF RECORDS

The following individual records relate solely to service against the Miami Dolphins. They include National Football League playoff and Super Bowl statistics only. Super Bowl games are marked with a "\*\*\*."

---

**RUSHING**


---

**MOST RUSHING YARDS****Career**

- 404 Thurman Thomas, Buffalo (four games)
- 199 Terrell Davis, Denver (one game)

**Game**

- 199 Terrell Davis, Denver (1/9/99 at Denver), 21 attempts
- \*\*166 John Riggins, Washington (1/30/83 at Pasadena), 38 attempts

**MOST RUSHING ATTEMPTS****Career**

- 84 Thurman Thomas, Buffalo (four games)
- 47 Marv Hubbard, Oakland (three games)

**Game**

- \*\*38 John Riggins, Washington (1/30/83 at Pasadena), 166 yards
- 32 Thurman Thomas, Buffalo (1/12/91 at Buffalo), 117 yards

**MOST RUSHING TOUCHDOWNS****Career**

- 4 Thurman Thomas, Buffalo (four games)
- 2 Earnest Byner, Cleveland (one game)
- 2 Chuck Muncie, San Diego (two games)

- 2 Curt Warner, Seattle (one game)
- 2 Terrell Davis, Denver (one game)

**Game**

- 2 Earnest Byner, Cleveland (1/4/86 at Miami)
- 2 Thurman Thomas, Buffalo (1/12/91 at Buffalo)
- 2 Curt Warner, Seattle (12/31/83 at Miami)
- 2 Terrell Davis, Denver (1/9/99 at Denver)

**LONGEST RUNS FROM SCRIMMAGE**

- 90t Fred Taylor, Jacksonville (1/15/00 at Jacksonville)
- 66t Earnest Byner, Cleveland (1/4/86 at Miami)

---

**PASSING**


---

**MOST YARDS PASSING****Career**

- 711 Jim Kelly, Buffalo (three games)
- 645 Joe Montana, S.F., K.C. (two games)

**Game**

- 433 Dan Fouts, San Diego (1/2/82 at Miami), 33 of 53
- 360 Doug Flutie, Buffalo (1/2/99 at Miami), 21 of 36

**MOST PASS ATTEMPTS****Career**

- 87 Stan Humphries, San Diego (two games)



- 87 Dan Fouts, San Diego (two games)
- Game**
- 53 Dan Fouts, San Diego (1/2/82 at Miami), 33 comp.
- 44 Stan Humphries, San Diego (1/10/93 at Miami), 18 comp.

#### **MOST PASS COMPLETIONS**

##### **Career**

- 50 Joe Montana, S.F., K.C. (two games)
- 48 Dan Fouts, San Diego (two games)
- 48 Jim Kelly, Buffalo (three games)

##### **Game**

- 33 Dan Fouts, San Diego (1/2/82 at Miami), 53 attempts
- 28 Stan Humphries, San Diego (1/8/95 at San Diego), 43 attempts

#### **MOST TOUCHDOWN PASSES**

##### **Career**

- 5 Ken Stabler, Oakland (two games)
- 5 Joe Montana, S.F., K.C. (two games)
- 5 Jim Kelly, Buffalo (three games)

##### **Game**

- 4 Ken Stabler, Oakland (12/21/74 at Oakland)
- 3 Tony Eason, New England (1/12/86 at Miami)
- 3 Dan Fouts, San Diego (1/2/82 at Miami)
- 3 Jim Kelly, Buffalo (1/12/91 at Buffalo)
- \*\*3 Joe Montana, San Francisco (1/20/85 vs. Miami)

#### **MOST PASSES HAD INTERCEPTED**

##### **Career**

- 6 Dan Fouts, San Diego (two games)
- 6 Stan Humphries, San Diego (two games)

##### **Game**

- 5 Dan Fouts, San Diego (1/16/83 at Miami), 34 attempts
- 5 Mike Phipps, Cleveland (12/24/72 at Miami), 23 attempts
- 5 Richard Todd, N.Y. Jets (1/23/83 at Miami), 37 attempts

#### **LONGEST PASS PLAYS**

- 82t Daryle Lamonica to Rod Sherman, Oakland (12/27/70 at Oakland)
- 72t Ken Stabler to Cliff Branch, Oakland (12/21/74 at Oakland)

---

### **RECEIVING**

---

#### **MOST RECEPTIONS**

##### **Career**

- 16 Ronnie Harmon, San Diego (two games)
- 14 Kellen Winslow, San Diego (two games)

##### **Game**

- 13 Kellen Winslow, San Diego (1/2/82 at Miami), 166 yards
- 9 Lenvil Elliott, Cincinnati (12/23/73 at Miami), 53 yards
- 9 Ronnie Harmon, San Diego (1/10/93 at Miami), 73 yards

- 9 Eric Moulds, Buffalo (1/2/99 at Miami), 240 yards

#### **MOST RECEIVING YARDS**

##### **Career**

- 240 Eric Moulds, Buffalo (one game)
- 207 Andre Reed, Buffalo (four games)

##### **Game**

- 240 Eric Moulds, Buffalo (1/2/99 at Miami), 9 receptions
- 166 Kellen Winslow, San Diego (1/2/82 at Miami), 13 receptions

#### **MOST RECEIVING TOUCHDOWNS**

##### **Career**

- 2 Fred Biletnikoff, Oakland (three games)
- 2 James Brooks, San Diego (two games)
- 2 Roger Craig, San Francisco (one game)
- 2 Andre Reed, Buffalo (four games)
- 2 John Stallworth, Pittsburgh (one game)
- 2 Jimmy Smith, Jacksonville (one game)

##### **Game**

- 2 James Brooks, San Diego (1/2/82 at Miami)
- \*\*2 Roger Craig, San Francisco (1/20/85 vs. Miami)
- 2 Andre Reed, Buffalo (1/21/91 at Buffalo)
- 2 John Stallworth, Pittsburgh (1/6/85 at Miami)
- 2 Jimmy Smith, Jacksonville (1/15/00 at Jacksonville)

---

### **FIELD GOALS**

---

#### **MOST FIELD GOALS**

##### **Career**

- 9 Steve Christie, Buffalo (three games)
- 9 Norm Johnson, Seattle (two games)
- 3 Nick Lowery, Kansas City (one game)
- 3 Horst Muhlmann, Cincinnati (one game)
- 3 Scott Norwood, Buffalo (one game)
- 3 Mike Vanderjagt, Indianapolis (one game)

##### **Game**

- 5 Steve Christie, Buffalo (1/17/93 at Miami) of 6
- 3 Five times, last: Mike Vanderjagt, Indianapolis (12/30/00 at Miami)

#### **LONGEST FIELD GOALS**

- 50 Todd Peterson, Seattle (1/9/00 at Seattle)
- 50 Mike Vanderjagt, Indianapolis (12/30/00 at Miami)

---

### **INTERCEPTIONS**

---

#### **MOST INTERCEPTIONS**

##### **Career**

- 3 John Harris, Seattle (two games)
- 2 Willie Brown, Oakland (three games)
- 2 Ken Schroy, N.Y. Jets (one game)
- 2 Aaron Beasley, Jacksonville (one game)

<b>Game</b>	2 Chad Cota, Indianapolis (one game)
	2 Tory James, Oakland (one game)
	2 Ken Schroy, N.Y. Jets (1/23/83 at Miami), 1 yd.
	2 John Harris, Seattle (12/29/84 at Miami), 45 yds.
	2 Aaron Beasley, Jacksonville (1/15/00 at Jacksonville), 5 yds.
	2 Chad Cota, Indianapolis (12/30/00 at Miami)
	2 Tory James, Oakland (1/6/01 at Oakland)

#### LONGEST INTERCEPTION RETURNS

90t	Tory James, Oakland (Jay Fiedler), 1/6/01 at Oakland
50t	Willie Brown, Oakland (Bob Griese), 12/27/70 at Oakland

#### LONGEST PLAYS

#### PUNTS

63	Ray Guy, Oakland (12/30/73 at Miami)
----	--------------------------------------

60	Bob Walden, Pittsburgh (12/31/72 at Pittsburgh)
----	---

#### PUNT RETURNS

56t	Wes Chandler, San Diego (1/2/82 at Miami)
38	Thom Darden, Cleveland (12/24/78 at Miami)

#### KICKOFF RETURNS

85t	Charlie Rogers, Seattle (1/9/00 at Seattle)
59	Zachary Dixon, Seattle (12/31/87 at Miami)

#### FUMBLE RECOVERIES

79t	Neil Smith, Denver (Oronde Gadsden), 1/9/99 at Denver
**49t	Mike Bass, Washington (Garó Yepremian), 1/14/73 at Los Angeles

## ALL-TIME PLAYOFF LEADERS

(**Boldface** indicates active player)

### RUSHING

	PLAYER	GAMES	ATT.	YDS.	AVG.	LG	TD
1.	Larry Csonka	12	225	891	4.0	49	9
2.	Tony Nathan	11	118	454	3.8	26	3
3.	Mercury Morris	10	95	440	4.6	27	1
4.	Jim Kiick	11	115	391	3.4	27	6
5.	Andra Franklin	6	93	335	3.6	29	2
6.	Lamar Smith	3	54	219	4.1	24	2
7.	Sammie Smith	2	41	181	4.4	17	0
8.	Woody Bennett	10	59	179	3.0	17	4
9.	Bernie Parmalee	7	53	150	2.8	16	1
10.	Karim Abdul-Jabbar	3	35	116	3.3	18	1
11.	J.J. Johnson	5	38	107	2.8	18	1
12.	David Woodley	5	17	102	6.0	12	1
13.	Aaron Craver	4	12	98	8.2	25t	1
	Bob Griese	12	15	98	8.2	25	1
15.	Bobby Humphrey	2	31	93	3.0	15	0
16.	Benny Malone	3	14	83	5.9	23t	1
17.	<b>Jay Fiedler</b>	<b>3</b>	<b>13</b>	<b>71</b>	<b>5.5</b>	<b>11</b>	<b>0</b>
18.	Joe Carter	4	9	66	7.3	19	0
19.	Pete Johnson	3	16	61	3.8	14	0
20.	Ron Davenport	2	9	54	6.0	31t	2
21.	David Overstreet	1	9	50	5.6	13	0
22.	Irving Spikes	3	9	49	5.4	23	0
23.	Leroy Harris	1	9	43	4.8	9	0
24.	Delvin Williams	2	21	42	2.0	9	0
25.	Autry Denson	4	16	41	2.6	17	0
26.	Larry Seiple	11	1	37	37.0	37	0
27.	Paul Warfield	11	4	34	8.5	25	0
28.	O.J. McDuffie	10	3	31	10.3	19	0
29.	Marc Logan	2	12	23	1.9	7	0
30.	Keith Byars	1	4	22	5.5	10	0
31.	John Kidd	4	1	18	18.0	18	0

	PLAYER	GAMES	ATT.	YDS.	AVG.	LG	TD
32.	Don Nottingham	6	2	17	8.5	12	0
	Tom Vigorito	7	4	17	4.3	6	0
34.	Stanley Pritchett	5	8	16	2.0	7	0
35.	<b>Travis Minor</b>	<b>1</b>	<b>5</b>	<b>14</b>	<b>2.8</b>	<b>5</b>	<b>0</b>
36.	Gary Davis	1	2	12	6.0	9	0
37.	Tom Orosz	5	1	11	11.0	11	0
38.	Ray Lucas	1	1	10	10.0	10	0
39.	Eddie Hill	12	3	8	2.7	4	0
	Terry Kirby	1	2	8	4.0	7	1
	Charles Leigh	9	1	8	8.0	8	0
42.	Nat Moore	13	1	7	7.0	7	0
43.	Tony Martin	8	1	6	6.0	6	0
44.	Jerris McPhail	1	1	4	4.0	4	0
45.	John Avery	2	1	3	3.0	3	0
	Earl Morrall	2	4	3	0.8	3	0
47.	Tony Paige	4	1	2	2.0	2	0
48.	Duriel Harris	7	1	1	1.0	1	0
	Dan Marino	18	15	1	0.1	5	1
50.	Norm Bulaich	2	2	0	0.0	0	0
	Mark Clayton	10	1	0	0.0	0	0
	Damon Huard	4	3	0	0.0	2	0
53.	Scott Mitchell	2	1	-1	-1.0	-1	0
54.	Don Strock	13	1	-2	-2.0	-2	0
55.	James Saxon	4	2	-3	-1.5	0	0
56.	Jim Jensen	13	2	-6	-3.0	-3	0
57.	Tom Hutton	2	1	-8	-8.0	-8	0
58.	George Roberts	2	1	-9	-9.0	-9	0

## PASSING

	PLAYER	GAMES	ATT.	COMP.	YDS.	PCT.	TD	INT	RATE
1.	Dan Marino	18	687	385	4510	56.0	32	24	77.1
2.	Bob Griese	12	208	112	1467	53.8	10	12	68.4
3.	David Woodley	5	81	48	645	59.3	0	1	79.6
4.	Don Strock	13	62	38	551	61.3	4	3	91.6
5.	<b>Jay Fiedler</b>	<b>3</b>	<b>99</b>	<b>52</b>	<b>483</b>	<b>52.5</b>	<b>1</b>	<b>7</b>	<b>40.1</b>
6.	Earl Morrall	2	24	13	139	54.2	1	1	68.0
7.	Damon Huard	4	16	5	46	31.3	0	0	40.6
8.	Tony Nathan	11	2	2	34	1.000	0	0	118.8
9.	Bernie Kosar	1	1	1	10	1.000	0	0	108.3
10.	Marlin Briscoe	7	1	0	0	0.0	0	1	39.6
	O.J. McDuffie	10	1	0	0	0.0	0	0	39.6

## RECEIVING

	PLAYER	GAMES	NO.	YDS.	AVG.	LG	TD
1.	Tony Nathan	11	62	622	10.3	39	2
2.	O.J. McDuffie	10	50	603	12.1	31	1
3.	Paul Warfield	11	34	717	21.1	75t	4
4.	Mark Duper	10	32	595	18.6	64t	5
5.	Mark Clayton	10	31	498	16.1	40t	3
6.	Bruce Hardy	13	26	336	12.9	50t	4
7.	<b>Oronde Gadsden</b>	<b>7</b>	<b>23</b>	<b>288</b>	<b>12.5</b>	<b>52</b>	<b>2</b>
8.	Nat Moore	13	21	265	12.6	40	3
9.	Duriel Harris	7	19	303	15.9	36	1
	Keith Jackson	4	19	262	13.8	31	4
11.	Joe Rose	11	18	260	14.4	35	2
	Jim Kiick	11	18	115	6.4	21	0
13.	Tony Martin	8	17	224	13.2	23	1
14.	Bernie Parmalee	7	16	130	8.1	26	0
15.	Irving Fryar	3	14	170	12.1	24	1
16.	Howard Twilley	11	13	186	14.3	28t	1
17.	Jimmy Cefalo	10	12	297	24.8	76t	2
18.	Tony Paige	4	11	50	4.5	9	2
19.	Lamar Thomas	3	10	129	12.9	42	1
	Marv Fleming	10	10	114	11.4	27	1
21.	Tom Vigorito	7	9	103	11.4	33	0



	PLAYER	GAMES	NO.	YDS.	AVG.	LG	TD
	Jim Mandich	11	9	86	9.6	19	1
	Bobby Humphrey	2	9	71	7.9	20	0
	Aaron Craver	4	9	71	7.9	15	0
25.	Dan Johnson	5	8	84	10.5	21	3
	Terry Kirby	1	8	68	8.5	19	0
	Autry Denson	4	8	60	7.5	14	0
28.	J.J. Johnson	5	7	39	5.6	11	0
	Delvin Williams	2	7	34	4.9	8	0
30.	Ferrell Edmunds	4	5	70	14.0	37	0
	Dedric Ward	1	5	55	11.0	19	0
	Jim Jensen	13	5	49	9.8	12	0
	Stanley Pritchett	5	5	40	8.0	12	0
	Troy Drayton	3	5	30	6.0	10	0
	Jerris McPhail	1	5	28	5.6	16	0
	Lamar Smith	3	5	28	5.6	8	0
37.	Marlin Briscoe	7	4	42	10.5	18	0
	<b>Rob Konrad</b>	<b>4</b>	<b>4</b>	<b>37</b>	<b>9.3</b>	<b>13</b>	<b>0</b>
	Keith Byars	1	4	30	7.5	12	0
	Larry Csonka	12	4	26	6.5	9t	1
	<b>James McKnight</b>	<b>1</b>	<b>4</b>	<b>26</b>	<b>6.5</b>	<b>12</b>	<b>0</b>
	Leslie Shepherd	1	4	20	5.0	11	0
43.	Mike Williams	4	3	44	14.7	19	1
	<b>Ed Perry</b>	<b>6</b>	<b>3</b>	<b>32</b>	<b>10.7</b>	<b>22</b>	<b>0</b>
	Sammie Smith	2	3	31	10.3	13	0
	Jed Weaver	3	3	31	10.3	20	1
	James Saxon	4	3	29	9.7	9	0
	Ron Davenport	2	3	23	7.7	9	0
	Karim Abdul-Jabbar	3	3	9	3.0	5	0
	Mercury Morris	10	3	9	3.0	9	0
51.	Randal Hill	1	2	59	29.5	45t	1
	Gary Clark	1	2	41	20.5	31	0
	Willie Richardson	1	2	30	15.0	19	1
	Woody Bennett	10	2	26	13.0	20	0
	Gary Davis	1	2	24	12.0	14	0
	Andre Tillman	1	2	24	12.0	13t	1
	Fred Banks	2	2	18	9.0	13	0
	Norm Bulaich	2	2	14	7.0	8	0
	Ronnie Lee	11	2	12	6.0	6t	1
	Marc Logan	2	2	8	4.0	6	0
	<b>Travis Minor</b>	<b>1</b>	<b>2</b>	<b>4</b>	<b>2.0</b>	<b>4</b>	<b>0</b>
	Eddie Hill	12	2	3	1.5	2	0
63.	Leroy Harris	1	1	21	21.0	21	0
	Brett Perriman	1	1	13	13.0	13	0
	Charles Jordan	1	1	11	11.0	11	0
	Scott Miller	4	1	10	10.0	10	0
	Don Nottingham	6	1	9	9.0	9	0
	<b>Tim Ruddy</b>	<b>11</b>	<b>1</b>	<b>8</b>	<b>8.0</b>	<b>8</b>	<b>0</b>
	Hunter Goodwin	5	1	6	6.0	6	0
	Nate Jacquet	4	1	6	6.0	6	0
	Jeff Ogden	3	1	6	6.0	6	0
	Rich Diana	4	1	5	5.0	5	0
	Joe Carter	4	1	2	2.0	2t	0
	Roy Foster	12	1	2	2.0	2t	1
	Ronnie Williams	3	1	1	1.0	1	1
	Bob Torrey	1	1	0	0.0	0	0

## SCORING

	PLAYER	GAMES	TD	TDR	TDP	TDRT	FG	PAT	PTS.
1.	Garo Yepremian	12	0	0	0	0	12	28	64
2.	Larry Csonka	12	10	9	1	0	0	0	60
3.	Uwe von Schamann	10	0	0	0	0	9	32	59
4.	Pete Stoyanovich	7	0	0	0	0	7	19	40
5.	Jim Kiick	11	6	6	0	0	0	0	36
6.	<b>Olindo Mare</b>	<b>8</b>	<b>0</b>	<b>0</b>	<b>0</b>	<b>0</b>	<b>9</b>	<b>6</b>	<b>33</b>
7.	Mark Duper	10	5	0	5	0	0	0	30
	Tony Nathan	11	5	3	2	0	0	0	30

	PLAYER	GAMES	TD	TDR	TDP	TDRT	FG	PAT	PTS.
9.	Woody Bennett	10	4	4	0	0	0	0	24
	Bruce Hardy	13	4	0	4	0	0	0	24
	Keith Jackson	4	4	0	4	0	0	0	24
	Nat Moore	13	4	0	3	1	0	0	24
	Paul Warfield	11	4	0	4	0	0	0	24
14.	Mark Clayton	10	3	0	3	0	0	0	18
	Dan Johnson	5	3	0	3	0	0	0	18
16.	Jimmy Cefalo	10	2	0	2	0	0	0	12
	Ron Davenport	2	2	2	0	0	0	0	12
	Andra Franklin	6	2	2	0	0	0	0	12
	<b>Oronde Gadsden</b>	<b>7</b>	<b>2</b>	<b>0</b>	<b>2</b>	<b>0</b>	<b>0</b>	<b>0</b>	<b>12</b>
	Tony Paige	4	2	0	2	0	0	0	12
	Joe Rose	11	2	0	2	0	0	0	12
	Lamar Smith	3	2	2	0	0	0	0	12
23.	O.J. McDuffie	10	1	0	1	0	0	0	8#
24.	Fuad Reveiz	2	0	0	0	0	1	5	8
25.	Karim Abdul-Jabbar	3	1	1	0	0	0	0	6
	Dick Anderson	11	1	0	0	1	0	0	6
	Charlie Babb	9	1	0	0	1	0	0	6
	Aaron Craver	4	1	1	0	0	0	0	6
	A.J. Duhe	11	1	0	0	1	0	0	6
	Randal Hill	1	1	0	1	0	0	0	6
	Marv Fleming	10	1	0	1	0	0	0	6
	Roy Foster	12	1	0	1	0	0	0	6
	Irving Fryar	3	1	0	1	0	0	0	6
	Duriel Harris	7	1	0	1	0	0	0	6
	J.J. Johnson	5	1	1	0	0	0	0	6
	Terry Kirby	1	1	1	0	0	0	0	6
	Ronnie Lee	11	1	0	1	0	0	0	6
	Benny Malone	3	1	1	0	0	0	0	6
	Jim Mandich	11	1	0	1	0	0	0	6
	Dan Marino	18	1	1	0	0	0	0	6
	Tony Martin	8	1	0	1	0	0	0	6
	Mercury Morris	10	1	1	0	0	0	0	6
	Bernie Parmalee	7	1	1	0	0	0	0	6
	Willie Richardson	1	1	0	1	0	0	0	6
	Lamar Thomas	3	1	0	1	0	0	0	6
	Andre Tillman	1	1	0	1	0	0	0	6
	Howard Twilley	11	1	0	1	0	0	0	6
	Fulton Walker	9	1	0	0	1	0	0	6
	Jed Weaver	3	1	0	1	0	0	0	6
	Mike Williams	4	1	0	1	0	0	0	6
	Ronnie Williams	3	1	0	1	0	0	0	6
	David Woodley	5	1	1	0	0	0	0	6
53.	Stanley Pritchett	5	0	0	0	0	0	0	2#

# – two point conversion

## INTERCEPTIONS

	PLAYER	GAMES	NO.	YDS.	AVG.	LG	TD
1.	Dick Anderson	11	5	107	21.4	62	1
2.	Jake Scott	11	4	76	19.0	55	0
	Gerald Small	7	4	42	10.5	18	0
	A.J. Duhe	11	4	36	9.0	35	1
	Glenn Blackwood	11	4	27	6.8	19	0
	Lyle Blackwood	9	4	11	2.8	8	0
7.	Curtis Johnson	11	3	43	14.3	33	0
	Troy Vincent	5	3	2	0.7	2	0
9.	J.B. Brown	7	2	56	28.0	32	0
	<b>Brock Marion</b>	<b>7</b>	<b>2</b>	<b>50</b>	<b>25.0</b>	<b>31</b>	<b>0</b>
	Nick Buoniconti	11	2	38	19.0	32	0
	Don McNeal	10	2	36	18.0	20	0
	Louis Oliver	5	2	21	10.5	21	0
	Mike Kolen	10	2	16	8.0	11	0
	Doug Swift	11	2	12	6.0	12	0
	Jarvis Williams	4	2	0	0.0	0	0

	PLAYER	GAMES	NO.	YDS.	AVG.	LG	TD
16.	William Judson	10	1	34	34.0	34	0
	Bob Matheson	12	1	29	29.0	29	0
	Gene Atkins	3	1	26	26.0	26	0
	Frankie Smith	2	1	14	14.0	14	0
	Bryan Cox	5	1	7	7.0	7	0
	Terrell Buckley	6	1	6	6.0	6	0
	Paul Lankford	12	1	2	2.0	2	0
	Calvin Jackson	6	1	0	0.0	0	0
	Michael Stewart	3	1	0	0.0	0	0

## THE LAST TIME . . .

(playoffs)

### KICKOFF RETURNED FOR A TOUCHDOWN

By Dolphins – Fulton Walker vs. Washington, SB XVII (98 yards), 1/30/83

By Opponents – Charlie Rogers at Seattle (85 yards), 1/9/00

### PUNT RETURNED FOR A TOUCHDOWN

By Dolphins – None

By Opponents – Wes Chandler of San Diego (56 yards), 1/2/82

### INTERCEPTED PASS RETURNED FOR A TOUCHDOWN

By Dolphins – A.J. Duhe vs. N.Y. Jets (35 yards), 1/23/83

By Opponents – Tory James at Oakland (90 yards), 1/6/01

### FUMBLE RETURNED FOR A TOUCHDOWN

By Dolphins – None

By Opponents – Tony Brackens of Jacksonville (16 yards), 1/15/00

### OPPONENTS FUMBLE RETURNED FOR A TOUCHDOWN

By Dolphins – None

By Opponents – Tony Brackens of Jacksonville (16 yards), 1/15/00

### BLOCKED FIELD GOAL RETURNED FOR A TOUCHDOWN

By Dolphins – None

By Opponents – None

### BLOCKED PUNT RETURNED FOR A TOUCHDOWN

By Dolphins – Charlie Babb vs. Cleveland (5 yards), 12/24/72

By Opponents – None

### SAFETY SCORED

By Dolphins – Dan Pastorini of Houston runs out of end zone, 12/24/78

By Opponents – Reuben Davis at San Diego (tackles Bernie Parmalee in end zone), 1/8/95

### SHUTOUT

By Dolphins – at Miami 31, San Diego 0, 1/10/93

By Opponents – at Oakland 27, Miami 0, 1/6/01

### 200 YARDS RUSHING

By Dolphins – Lamar Smith vs. Indianapolis (209 yards), 12/30/00

By Opponents – None

### 100 YARDS RUSHING

By Dolphins – Lamar Smith vs. Indianapolis (209 yards), 12/30/00

By Opponents – Terry Allen of Baltimore (109 yards), 1/13/02

### 100 YARDS RUSHING IN A HALF

By Dolphins – None

By Opponents – Fred Taylor at Jacksonville (135 yards in first half), 1/15/00

### TWO 100-YARD RUSHERS

By Dolphins – None

By Opponents – None

### 100 YARDS RUSHING AND RECEIVING

By Dolphins – None

By Opponents – None

### 400 YARDS PASSING

By Dolphins – Dan Marino at Buffalo (422 yards), 12/30/95

By Opponents – Dan Fouts of San Diego (433 yards), 1/2/82



### **300 YARDS PASSING**

By Dolphins – Dan Marino at Buffalo (422 yards), 12/30/95

By Opponents – Doug Flutie of Buffalo (360 yards), 1/2/99

### **200 YARDS RECEIVING**

By Dolphins – None

By Opponents – Eric Moulds of Buffalo (240 yards), 1/2/99

### **100 YARDS RECEIVING**

By Dolphins – O.J. McDuffie at Denver (118 yards), 1/9/99

By Opponents – Jimmy Smith at Jacksonville (136 yards), 1/15/00

### **100 YARDS RECEIVING IN A HALF**

By Dolphins – O.J. McDuffie at Buffalo (111 yards in second half), 12/30/95

By Opponents – Eric Moulds of Buffalo (102 yards in first half; 138 yards in second half), 1/2/99

### **TWO 100-YARD RECEIVERS**

By Dolphins – Mark Duper (148 yards) and Tony Nathan (114 yards) vs. Pittsburgh, 1/6/85

By Opponents – James Lofton (149 yards) and Andre Reed (122 yards) at Buffalo, 1/12/91

### **FIVE TOUCHDOWN PASSES**

By Dolphins – None

By Opponents – None

### **FOUR TOUCHDOWN PASSES**

By Dolphins – Dan Marino vs. Pittsburgh, 1/6/85

By Opponents – Ken Stabler at Oakland, 12/21/74

### **THREE TOUCHDOWN PASSES**

By Dolphins – Dan Marino at San Diego, 1/8/95

By Opponents – Joe Montana of San Francisco (SB XIX), 1/20/85

### **FOUR TOUCHDOWN RECEPTIONS**

By Dolphins – None

By Opponents – None

### **THREE TOUCHDOWN RECEPTIONS**

By Dolphins – None

By Opponents – None

### **TWO TOUCHDOWN RECEPTIONS**

By Dolphins – Keith Jackson at San Diego, 1/8/85

By Opponents – Jimmy Smith at Jacksonville, 1/15/00

### **FOUR TOUCHDOWNS RUSHING**

By Dolphins – None

By Opponents – None

### **THREE TOUCHDOWNS RUSHING**

By Dolphins – Larry Csonka vs. Oakland, 12/30/73

By Opponents – None

### **TWO TOUCHDOWNS RUSHING**

By Dolphins – Lamar Smith vs. Indianapolis, 12/30/00, OT

By Opponents – Terrell Davis at Denver, 1/9/99

### **FOUR FIELD GOALS**

By Dolphins – None

By Opponents – Steve Christie (5) of Buffalo, 1/17/93

### **THREE FIELD GOALS**

By Dolphins – Olindo Mare vs. Buffalo, 1/2/99

By Opponents – Mike Vanderjagt of Indianapolis, 12/30/00

### **THREE INTERCEPTIONS**

By Dolphins – A.J. Duhe vs. N.Y. Jets, 1/23/83

By Opponents – None

### **TWO INTERCEPTIONS**

By Dolphins – Troy Vincent vs. San Diego, 1/10/93

By Opponents – Tory James at Oakland, 1/6/01

### **THREE SACKS**

By Dolphins – Trace Armstrong at Seattle, 1/9/00

By Opponents – None

### **TWO SACKS**

By Dolphins – Trace Armstrong (3) at Seattle, 1/9/00

By Opponents – Gary Walker at Jacksonville, 1/15/00

### **BLOCKED FIELD GOAL**

By Dolphins – William Judson vs. Seattle (Norm Johnson, 48 yards), 12/31/83

By Opponents – Leroy Jones of San Diego (Uwe von Schamann, 34 yards), 1/2/82

## BLOCKED PUNT

By Dolphins – Don McNeal vs. N.Y. Jets (Chuck Ramsey), 1/23/83

By Opponents – Corey Chamblin at Jacksonville (Tom Hutton), 1/15/00

## MISSED POINT AFTER TOUCHDOWN ATTEMPT

By Dolphins – Uwe von Schamann vs. Seattle, 12/31/83

By Opponents – Rolf Benirschke of San Diego, 1/16/83

## TWO POINT CONVERSION

By Dolphins – Stanley Pritchett run vs. Buffalo, 1/2/99

By Opponents – Ken Dilger pass from Peyton Manning of Indianapolis, 12/30/00

# HONORS

## ALL-NFL (FIRST TEAM)

Dick Anderson (safety) – AP 1972-73; Writers 1972-73; NEA 1972-74; PFW 1973.

Bob Baumhower (defensive tackle) – SN 1981; AP 1983; PFW 1983.

Doug Betters (defensive end) – AP 1983; NEA 1983; SN 1983; Writers 1983; PFW 1983.

Larry Csonka (fullback) – AP 1971, 1973; PFW 1972-73; Writers 1971.

Bob Griese (quarterback) – AP 1971, 1977; Writers 1971, 1977; NEA 1971; PFW 1971, 1977.

Duriel Harris (kick returner) – PFW 1976.

Keith Jackson (tight end) – SN 1992.

Bob Kuechenberg (guard) – NEA 1975; AP 1978; PFW 1978.

Eric Laakso (tackle) – SN 1983.

● Jim Langer (center) – AP 1974-75, 1977; Writers 1974-77; NEA 1974-77; PFW 1974-77.

● Larry Little (guard) – Writers 1971-75, 1977; AP 1971-75; PFW 1971-73, 1975; NEA 1972-73.

Sam Madison (cornerback) – AP 1999-00, PFW 1999-00, SN 1999-00.

Olindo Mare (kicker) – AP 1999, PFW 1999, SN 1999.

Dan Marino (quarterback) – AP 1984-86; Writers 1984-86; NEA 1984; PFW 1984-86; SN 1984-86.

Nat Moore (wide receiver) – AP 1977; Writers 1977.

Earl Morrall (quarterback) – AP 1972.

Tony Nathan (kick returner) – AP 1979.

Ed Newman (guard) – NEA 1982; AP 1984; PFW 1984.

John Offerdahl (linebacker) – AP 1990; Writers 1990; PFW 1990; SN 1990; NEA 1990.

Fuad Reveiz (kicker) – PFW 1985.

Reggie Roby (punter) – AP 1984; Writers 1984; NEA 1984; PFW 1984-85; SN 1984.

Jake Scott (safety) – Writers 1973; AP 1973-74; PFW 1972, 1974.

Bill Stanfill (defensive end) – AP 1972; Writers 1973; NEA 1973.

\* Dwight Stephenson (center) – Writers 1983-87; NEA 1983-86; PFW 1983-87; AP 1984-87; SN 1984-86.

Pete Stoyanovich (kicker) – NEA 1991; AP 1992; SN 1992.

Patrick Surtain (cornerback) – AP 2002; FD 2002; PFW 2002; SN 2002.

Jason Taylor (defensive end) – AP 2000, 2002; FD 2002; PFW 2000, 2002; SN 2000, 2002.

Zach Thomas (linebacker) – AP 1998-99, 2002.

Fulton Walker (kick returner) – Writers 1983; PFW 1983; SN 1983.

Paul Warfield (wide receiver) – AP 1971, 1973; NEA 1971-72; Writers 1971; PFW 1971.

Richmond Webb (tackle) – AP 1992, 1994; SN 1992, 1994; PFW 1994; Writers 1994.

● Garo Yepremian (kicker) – Writers 1971, 1973; AP 1971, 1973; PFW 1971, 1973; NEA 1973.

Delvin Williams (running back) – AP 1978.

Ricky Williams (running back) – AP 2002; FD 2002; PFW 2002; SN 2002.

● All-NFL of the 1970s selected by Hall of Fame.

\* All-NFL of the 1980s selected by Hall of Fame.

## ALL-NFL (SECOND TEAM)†

Dick Anderson (safety) – Writers 1973.

Trace Armstrong (defensive end) – AP 2000.

Bob Baumhower (defensive tackle) – AP 1979, 1981-82, 1984; NEA 1981-82.

Nick Buoniconti (linebacker) – AP 1972; Writers 1972; PFW 1973.

Mark Clayton (wide receiver) – AP 1984.

Larry Csonka (fullback) – AP 1972; Writers 1972; NEA 1973.

Manny Fernandez (defensive tackle) – NEA 1973.

Tim Foley (safety) – NEA 1979.

Irving Fryar (wide receiver) – AP 1994.

Keith Jackson (tight end) – AP 1992.

Bob Kuechenberg (guard) – Writers 1975; NEA 1977-78.

Jim Langer (center) – PFW 1973; AP 1976; NEA 1978.

- Larry Little (guard) – NEA 1975, 1978; AP 1977-78.  
 Sam Madison (cornerback) – AP 1998; AP 2001.  
 Dan Marino (quarterback) – AP 1983, 1994-95; NEA 1985-86, 1992.  
 Earl Morrall (quarterback) – NEA 1972.  
 Ed Newman (guard) – AP 1981-83; NEA 1981, 1983.  
 John Offerdahl (linebacker) – AP 1986.  
 Louis Oliver (safety) – AP 1992.  
 \* Reggie Roby (punter) – NEA 1985, 1991; AP 1991.  
 Jake Scott (safety) – Writers 1972, 1975; AP 1972; NEA 1972-73.  
 Keith Sims (guard) – AP 1994.  
 Bill Stanfill (defensive end) – Writers 1974; NEA 1974; PFW 1973.  
 Dwight Stephenson (center) – AP 1983.  
 Pete Stoyanovich (kicker) – AP 1990; NEA 1992.  
 Uwe von Schamann (kicker) – AP 1982.  
 Jason Taylor (defensive end) – AP 2001.  
 Zach Thomas (linebacker) – AP 2001.  
 Paul Warfield (wide receiver) – AP 1972; Writers 1973; NEA 1973; PFW 1973.  
 Richmond Webb (tackle) – AP 1993, 1995.  
 Delvin Williams (running back) – NEA 1978.
- † Writers discontinued Second Team in 1976      \* All-NFL of the 1980s selected by Hall of Fame

---

## ALL-AFC SELECTIONS\*

---

- Dick Anderson (safety) – AP 1972-73; UPI 1972-73; SN 1972-74; PFW 1973.  
 Trace Armstrong (defensive end) – PFW 2000.  
 Bob Baumhower (defensive tackle) – SN 1979; PFW 1979, 1981, 1983; UPI 1981-83.  
 Doug Betters (defensive end) – UPI 1983; PFW 1983.  
 Nick Buoniconti (linebacker) – AP 1972.  
 Mark Clayton (wide receiver) – PFW 1984; UPI 1985.  
 Bryan Cox (linebacker) – UPI 1992; FN 1992.  
 Larry Csonka (fullback) – PFW 1970, 1973; AP 1972-73; UPI 1971-73; SN 1971-73.  
 Vern Den Herder (defensive end) – AP 1972.  
 A.J. Duhe (linebacker) – UPI 1981.  
 Mark Duper (wide receiver) – UPI 1984.  
 Norm Evans (tackle) – AP 1973; SN 1974.  
 Manny Fernandez (defensive tackle) – SN 1971.  
 Roy Foster (guard) – UPI 1985-86; PFW 1986.  
 Irving Fryar (wide receiver) – UPI 1994.  
 Bob Griese (quarterback) – SN 1970-71, 1973; AP 1971; UPI 1971, 1977; PFW 1971, 1977.  
 Duriel Harris (kick returner) – PFW 1976.  
 Larry Izzo (special teamer) – PFW 2000.  
 Keith Jackson (tight end) – UPI 1992.  
 Bob Kuechenberg (guard) – PFW 1974, 1978; SN 1975, 1978 (tackle).  
 Jim Langer (center) – PFW 1973-77; AP 1974-76; UPI 1973-77; SN 1973-77.  
 Larry Little (guard) – AP 1971-75; UPI 1971-75; SN 1971-74; PFW 1971, 1973, 1975.  
 Sam Madison (cornerback) – FN 1998-99; PFW 1999-01.  
 Olindo Mare (kicker) – PFW 1999.  
 Dan Marino (quarterback) – UPI 1983-86, 1992, 1994; FN 1992, 1994; PFW 1983-86.  
 Brock Marion (safety) – PFW 2000.  
 Nat Moore (wide receiver) – PFW 1977; SN 1977; UPI 1977.  
 Earl Morrall (quarterback) – AP 1972; SN 1972.  
 Tony Nathan (punt returner) – SN 1979.  
 Ed Newman (guard) – UPI 1982-84; PFW 1984.  
 John Offerdahl (linebacker) – UPI 1986, 1988, 1990; PFW 1986; FN 1990.  
 Louis Oliver (safety) – UPI 1992.  
 Reggie Roby (punter) – UPI 1984-85, 1991; PFW 1984-85, 1987; FN 1991.  
 Jake Scott (safety) – FN 1970; AP 1971-75; UPI 1971-73, 1975; SN 1972-73, 1975; PFW 1974.  
 Keith Sims (guard) – UPI 1994; FN 1994.  
 Bill Stanfill (defensive end) – UPI 1971-74; AP 1972-74; SN 1972-74; PFW 1973.  
 Dwight Stephenson (center) – UPI 1983-87; PFW 1983-87; FN 1983, 1986-87.  
 Pete Stoyanovich (kicker) – UPI 1992.  
 Patrick Surtain (cornerback) – PFW 2002.  
 Jason Taylor (defensive end) – PFW 2000, 2002; FN 2000.  
 Zach Thomas (linebacker) – PFW 2002.  
 Matt Turk (punter) – FN 2001.  
 Fulton Walker (kick returner) – PFW 1983.  
 Paul Warfield (wide receiver) – AP 1971-73; UPI 1971, 1973; SN 1970-73; PFW 1971, 1973-74.  
 Richmond Webb (tackle) – UPI 1992-95; FN 1992-94.



**Delvin Williams (running back)** – UPI 1978; SN 1978; PFW 1978.

**Ricky Williams (running back)** – PFW 2002.

**Garo Yepremian (kicker)** – PFW 1971, 1973; SN 1971, 1973; AP 1973.

\*Only UPI, PFW and FN continue to choose All-AFC

#### KEY TO AWARDS

AP – Associated Press; UPI – United Press International; NEA – Newspaper Enterprise Association; SN – Sporting News; PFW – Pro Football Weekly; Writers – Pro Football Writers; FN – Football News; FD – Football Digest.

## PRO BOWL SELECTIONS

### (Starters Capitalized)

- 1970 – RB Larry Csonka, QB Bob Griese, WR Paul Warfield.  
1971 – RB LARRY CSONKA, QB BOB GRIESE, G Larry Little, RB Mercury Morris, S Jake Scott (dnp), DE Bill Stanfill, WR PAUL WARFIELD.  
1972 – S Dick Anderson, LB Nick Buoniconti (dnp), RB Larry Csonka (dnp), T Norm Evans, G LARRY LITTLE, RB Mercury Morris, S JAKE SCOTT, DE Bill Stanfill (dnp), WR Paul Warfield (dnp).  
1973 – S DICK ANDERSON, LB Nick Buoniconti, RB Larry Csonka (dnp), QB Bob Griese, C JIM LANGER, G LARRY LITTLE, T Wayne Moore (dnp), RB Mercury Morris (dnp), S JAKE SCOTT, DE Bill Stanfill (dnp), WR Paul Warfield (dnp), K GARO YEPREMIAN.  
1974 – S DICK ANDERSON, RB Larry Csonka, T Norm Evans, QB Bob Griese, G Bob Kuechenberg, C JIM LANGER, G LARRY LITTLE, DE BILL STANFILL, S Jake Scott (dnp), WR Paul Warfield.  
1975 – G BOB KUECHENBERG, C JIM LANGER, S JAKE SCOTT.  
1976 – C JIM LANGER.  
1977 – QB BOB GRIESE, G Bob Kuechenberg, C JIM LANGER, WR NAT MOORE.  
1978 – QB Bob Griese, G Bob Kuechenberg, C Jim Langer, RB DELVIN WILLIAMS, K GARO YEPREMIAN.  
1979 – DT BOB BAUMHOWER, LB Kim Bokamper, S Tim Foley.  
1980 – NO SELECTIONS.  
1981 – DT BOB BAUMHOWER, G Ed Newman.  
1982 – DT Bob Baumhower, RB Andra Franklin, G Ed Newman (dnp), G Bob Kuechenberg<sup>1</sup>.  
1983 – DT BOB BAUMHOWER, DE DOUG BETTERS, WR Mark Duper, G Bob Kuechenberg<sup>2</sup>, QB DAN MARINO (dnp), G ED NEWMAN, C DWIGHT STEPHENSON.  
1984 – DT Bob Baumhower (dnp), WR Mark Clayton, LB A.J. Duhe, WR MARK DUPER, QB DAN MARINO, G ED NEWMAN, P REGGIE ROBY, C DWIGHT STEPHENSON.  
1985 – WR Mark Clayton, G Roy Foster, QB DAN MARINO (dnp), C DWIGHT STEPHENSON.  
1986 – WR Mark Clayton<sup>3</sup>, WR Mark Duper (dnp), G Roy Foster, QB DAN MARINO (dnp), LB JOHN OFFERDAHL, C DWIGHT STEPHENSON (dnp).  
1987 – QB Dan Marino (dnp), LB John Offerdahl, C Dwight Stephenson (dnp).  
1988 – WR Mark Clayton, LB JOHN OFFERDAHL (dnp), NT Brian Sochia<sup>4</sup>.  
1989 – TE Ferrell Edmunds, LB JOHN OFFERDAHL, P REGGIE ROBY.  
1990 – DE Jeff Cross, TE Ferrell Edmunds, LB JOHN OFFERDAHL, T Richmond Webb.  
1991 – WR MARK CLAYTON, QB Dan Marino (dnp), T Richmond Webb.  
1992 – LB BRYAN COX, TE KEITH JACKSON (dnp), QB DAN MARINO, T RICHMOND WEBB.  
1993 – FB Keith Byars, WR Irving Fryar<sup>5</sup>, TE Keith Jackson (dnp), G Keith Sims, T RICHMOND WEBB.  
1994 – LB Bryan Cox, WR Irving Fryar, QB DAN MARINO (dnp), G KEITH SIMS, T RICHMOND WEBB.  
1995 – LB Bryan Cox, QB DAN MARINO (dnp), G KEITH SIMS, T RICHMOND WEBB.  
1996 – T Richmond Webb.  
1997 – NO SELECTIONS.  
1998 – DT TIM BOWENS (dnp).  
1999 – CB SAM MADISON, K OLINDO MARE, LB ZACH THOMAS<sup>6</sup>.  
2000 – DE TRACE ARMSTRONG, ST Larry Izzo, CB SAM MADISON, S Brock Marion, C Tim Ruddy<sup>7</sup>, DE JASON TAYLOR, LB Zach Thomas<sup>8</sup>.  
2001 – CB SAM MADISON (dnp), LB Zach Thomas (dnp).  
2002 – DT Tim Bowens, CB Sam Madison<sup>9</sup>, S Brock Marion, CB PATRICK SURTAIN (dnp), DE JASON TAYLOR, LB ZACH THOMAS, RB RICKY WILLIAMS<sup>10</sup>.

<sup>1</sup> Replaced injured Ed Newman, <sup>2</sup> Replaced injured John Hannah, <sup>3</sup> Replaced injured Mark Duper, <sup>4</sup> Replaced injured Tim Krumrie, <sup>5</sup> Replaced injured Webster Slaughter, <sup>6</sup> Replaced Ray Lewis as starter, <sup>7</sup> Replaced injured Tom Nalen, <sup>8</sup> Selected as need player, <sup>9</sup> Replaced injured Patrick Surtain, <sup>10</sup> Replaced Priest Holmes as starter.

## MIAMI DOLPHINS LEADERSHIP AWARD

- |                         |                        |
|-------------------------|------------------------|
| 1989 – WR/RB Jim Jensen | 1996 – WR Fred Barnett |
| 1990 – LB Hugh Green    | 1997 – QB Dan Marino   |
| 1991 – LB Cliff Odum    | 1998 – LB Zach Thomas  |
| 1992 – LB Bryan Cox     | 1999 – LB Zach Thomas  |

1993 – CB Troy Vincent  
 1994 – WR Irving Fryar  
 1995 – QB Dan Marino

2000 – LB Derrick Rodgers  
 2001 – LB Derrick Rodgers  
 2002 – DE Jason Taylor

---

### COMMUNITY SERVICE AWARD

---

1987 – CB Don McNeal  
 1988 – K Fuad Reveiz  
 1989 – LB John Offerdahl  
 1990 – LB John Offerdahl  
 1991 – FB Tony Paige  
 1992 – S Liffort Hobley  
 1993 – LB John Offerdahl  
 1994 – LB Bryan Cox  
 1995 – LB Bryan Cox  
 1996 – QB Dan Marino

1997 – S Shawn Wooden  
 1998 – QB Dan Marino  
 1999 – CB Terrell Buckley, CB Ray Hill, S Calvin Jackson, CB Greg Jeffries, CB Sam Madison  
 S Brock Marion, CB Patrick Surtain, CB Jerry Wilson, S Shawn Wooden  
 2000 – DE Trace Armstrong, DE Jason Taylor, LB Zach Thomas  
 2001 – LB Twan Russell  
 2002 – LB Tommy Hendricks

---

### ED BLOCK COURAGE AWARD

---

(Dolphins recipient)

1984 – WR Nat Moore  
 1985 – RB Woody Bennett  
 1986 – LB Charles Bowser  
 1987 – T Jon Giesler  
 1988 – S Glenn Blackwood  
 1989 – CB Don McNeal  
 Special Teams Coach Mike Westhoff  
 1990 – S Liffort Hobley  
 1991 – RB Sammie Smith  
 1992 – LB John Grimsley  
 1993 – LB John Offerdahl

1994 – CB Troy Vincent  
 1995 – QB Dan Marino  
 1996 – RB Bernie Parmalee  
 1997 – WR O.J. McDuffie  
 1998 – LB Larry Izzo  
 President Eddie Jones  
 1999 – LB O.J. Brigrance  
 2000 – DT Daryl Gardener  
 2001 – LB Scott Galyon  
 2002 – RB Robert Edwards

---

### COACH OF THE YEAR

---

**NFL**  
 1970 – Don Shula, SN, PFW  
 1971 – Don Shula, FN  
 1972 – Don Shula, SN, PFW, FN

**AFC**  
 1971 – Don Shula, AP, UPI, PFW  
 1972 – Don Shula, PFW  
 1993 – Don Shula, FN

---

### NFL MAN OF THE YEAR

---

1971 – Joe Robbie, FN  
 1982 – Don Shula, FN

1985 – Dwight Stephenson, NFL  
 1998 – Dan Marino, NFL

---

### BERT BELL AWARD

---

(NFL MVP as awarded by Maxwell Club)

1977 – QB Bob Griese

1984 – QB Dan Marino

---

### NFL DEFENSIVE PLAYER OF THE YEAR

---

(selected by AP)

1973 – S Dick Anderson

1983 – DE Doug Betters

---

### ROOKIE OF THE YEAR

---

1977 – LB A.J. Duhe, AP, PFW (NFL Defensive), UPI, SN (AFC)  
 1983 – QB Dan Marino, SN  
 1986 – LB John Offerdahl, Old Spice NFL, PFW (NFL Defensive, co-winner)  
 1987 – RB Troy Stradford, AP, NFL Films (Offensive), PFW (NFL Offensive)  
 1990 – T Richmond Webb, UPI (AFC), PFW, SN  
 1992 – DE Marco Coleman, FN (NFL Defensive)  
 1994 – DT Tim Bowens, AP (NFL Defensive), PFW (NFL Defensive)  
 1996 – LB Zach Thomas, Mackey Award (AFC Defensive)  
 1997 – LB Derrick Rodgers, Sports Illustrated (NFL Defensive)  
 2001 – WR Cris Chambers, FN, FD (NFL Offensive)

---

### COMEBACK PLAYER OF THE YEAR

---

2002 – RB Robert Edwards, SI





---

## COLLEGE ALL-STAR GAME, CHICAGO

---

- 1966 – LB Frank Emanuel, Tennessee  
1967 – WR Jack Clancy, Michigan; QB Bob Griese, Purdue; T Jim Riley, Oklahoma  
1968 – TE Jim Cox, Miami (Fla.); RB Larry Csonka, Syracuse (MVP); RB Jim Kiick, Wyoming  
1969 – DT Bob Heinz, Pacific; DE Bill Stanfill, Georgia  
1970 – none selected  
1971 – CB Ron Dickerson, Kansas State  
1972 – DT Mike Kadish, Notre Dame  
1973 – Dolphins 14, All-Stars 3  
1974 – DE Don Reese, Jackson State; RB Benny Malone, Arizona State; CB Jeris White, Hawaii;  
Game cancelled during players' strike  
1975 – T Darryl Carlton, Tampa; QB/WR Freddie Solomon, Tampa; RB Stan Winfrey, Arkansas State  
1976 – LB Kim Bokamper, San Jose State; LB Larry Gordon, Arizona State; WR Duriel Harris, New Mexico State

---

## THIRD DOWN AWARD

---

(most valuable, NEA, voted by players)

- |                           |                           |
|---------------------------|---------------------------|
| 1966 – S Willie West      | 1973 – LB Nick Buoniconti |
| 1967 – C Tom Goode        | 1974 – QB Bob Griese      |
| 1968 – QB Bob Griese      | 1975 – QB Bob Griese      |
| 1969 – LB Nick Buoniconti | 1976 – WR Nat Moore       |
| 1970 – WR Paul Warfield   | 1977 – WR Nat Moore       |
| 1971 – FB Larry Csonka    | 1978 – RB Delvin Williams |
| 1972 – FB Larry Csonka    | 1979 – DE Vern Den Herder |

(Discontinued in 1980)

---

## NFL'S UNSUNG PLAYER

---

- 1973 – DE Manny Fernandez

---

## DOLPHIN HONOR ROLL

---

- Sept. 16, 1990 – Founder Joe Robbie (1966-89)  
Nov. 19, 1990 – FB Larry Csonka (1968-74, 1979)  
Nov. 19, 1990 – QB Bob Griese (1967-80)  
Nov. 19, 1990 – C Jim Langer (1970-79)  
Nov. 19, 1990 – WR Paul Warfield (1970-74)  
Nov. 18, 1991 – LB Nick Buoniconti (1969-76)  
Nov. 16, 1992 – 1972 Undefeated Team  
Dec. 13, 1993 – G Larry Little (1969-80)  
Dec. 12, 1994 – C Dwight Stephenson (1980-87)  
Dec. 11, 1995 – G Bob Kuechenberg (1970-84)  
Nov. 25, 1996 – Head Coach Don Shula (1970-95)  
Dec. 5, 1999 – WR Nat Moore (1974-86)  
Sept. 17, 2000 – QB Dan Marino (1983-99)

---

## SILVER ANNIVERSARY TEAM

---

(selected by fans)

- |                                 |                              |
|---------------------------------|------------------------------|
| QB Bob Griese (1967-80)         | DE Vern Den Herder (1971-81) |
| RB Mercury Morris (1969-75)     | DE Doug Betters (1978-87)    |
| FB Larry Csonka (1968-74, 1979) | NT Manny Fernandez (1968-75) |
| WR Paul Warfield (1970-74)      | LB Bob Brudzinski (1981-89)  |
| WR Mark Clayton (1983-92)       | LB Larry Gordon (1976-82)    |
| TE Bruce Hardy (1978-89)        | LB John Offerdahl (1986-93)  |
| G Bob Kuechenberg (1970-84)     | LB Nick Buoniconti (1969-76) |
| G Larry Little (1969-80)        | CB Tim Foley (1970-80)       |
| T Norm Evans (1966-75)          | CB Don McNeal (1980-89)      |
| T Jon Giesler (1979-88)         | S Dick Anderson (1968-77)    |
| C Dwight Stephenson (1980-87)   | S Jake Scott (1970-75)       |
| K Garo Yepremian (1970-78)      | P Reggie Roby (1983-92)      |

(Greatest Game - San Diego 41 at Miami 38 (OT) on Jan. 2, 1982)

---

## SPORTS ILLUSTRATED SPORTSMAN OF THE YEAR

---

- 1993 – Head Coach Don Shula

---

## PFWA GEORGE HALAS AWARD

---

2002 – RB Robert Edwards

---

## PFWA “GOOD GUY” AWARD

---

(Dolphins Chapter)

2001 – LB Zach Thomas

2002 – T/G Mark Dixon

# DOLPHINS ANNUAL PERFORMANCE AWARDS

(selected by South Florida media;  
presented at annual awards dinner)

---

### MOST VALUABLE PLAYER

---

1966 – RB Joe Auer  
1967 – QB Bob Griese  
1968 – QB Bob Griese  
1969 – LB Nick Buoniconti  
1970 – QB Bob Griese,  
WR Paul Warfield  
1971 – QB Bob Griese  
1972 – QB Earl Morrall  
1973 – FB Larry Csonka  
1974 – QB Bob Griese  
1975 – C Jim Langer  
1976 – LB Steve Towle  
1977 – QB Bob Griese  
1978 – RB Delvin Williams  
1979 – FB Larry Csonka  
1980 – QB David Woodley  
1981 – RB Tony Nathan  
1982 – FB Andra Franklin  
1983 – QB Dan Marino  
1984 – QB Dan Marino  
1985 – QB Dan Marino  
1986 – QB Dan Marino  
1987 – QB Dan Marino  
1988 – QB Dan Marino  
1989 – QB Dan Marino  
1990 – QB Dan Marino  
1991 – QB Dan Marino  
1992 – QB Dan Marino  
1993 – FB Keith Byars  
1994 – QB Dan Marino  
1995 – QB Dan Marino  
1996 – LB Zach Thomas  
1997 – WR O.J. McDuffie  
1998 – WR O.J. McDuffie  
1999 – CB Sam Madison  
2000 – DE Jason Taylor  
2001 – LB Zach Thomas  
2002 – DE Jason Taylor,  
RB Ricky Williams

---

### NEWCOMER OF THE YEAR

---

1996 – LB Zach Thomas  
1997 – DE Jason Taylor  
1998 – LB Robert Jones  
1999 – WR Tony Martin

2000 – RB Lamar Smith  
2001 – WR Chris Chambers  
2002 – RB Ricky Williams

---

### OUTSTANDING OFFENSIVE BACK

---

(1966-95)

1966 – RB Joe Auer  
1967 – QB Bob Griese  
1968 – WR Karl Noonan  
1969 – RB Jim Kiick  
1970 – FB Larry Csonka,  
RB Jim Kiick  
1971 – FB Larry Csonka  
1972 – FB Larry Csonka  
1973 – FB Larry Csonka  
1974 – FB Larry Csonka  
1975 – FB Don Nottingham,  
FB Norm Bulaich  
1976 – QB Bob Griese  
1977 – QB Bob Griese  
1978 – RB Delvin Williams  
1979 – FB Larry Csonka  
1980 – QB David Woodley  
1981 – RB Tony Nathan  
1982 – FB Andra Franklin  
1983 – QB Dan Marino  
1984 – QB Dan Marino  
1985 – QB Dan Marino  
1986 – QB Dan Marino  
1987 – QB Dan Marino  
1988 – QB Dan Marino  
1989 – QB Dan Marino  
1990 – QB Dan Marino  
1991 – RB Mark Higgs  
1992 – QB Dan Marino  
1993 – FB Keith Byars  
1994 – QB Dan Marino  
1995 – RB Bernie Parmalee

---

### OUTSTANDING RECEIVER

---

(1971-95)

1971 – Paul Warfield  
1972 – Paul Warfield  
1973 – Paul Warfield  
1974 – Nat Moore  
1975 – Nat Moore  
1976 – Nat Moore  
1977 – Nat Moore  
1978 – Nat Moore

1979 – Nat Moore  
 1980 – Duriel Harris  
 1981 – Duriel Harris  
 1982 – Duriel Harris  
 1983 – Mark Duper  
 1984 – Mark Clayton  
 1985 – Mark Clayton  
 1986 – Mark Duper  
 1987 – Mark Clayton  
 1988 – Mark Clayton  
 1989 – Mark Clayton  
 1990 – Mark Duper  
 1991 – Mark Clayton  
 1992 – Keith Jackson (TE)  
 1993 – Irving Fryar  
 1994 – Irving Fryar  
 1995 – O.J. McDuffie

---

## OUTSTANDING OFFENSIVE LINEMAN

---

(1966-95)

1966 – C Tom Goode  
 1967 – T Norm Evans  
 1968 – T Norm Evans  
 1969 – C Tom Goode  
 1970 – G Larry Little  
 1971 – G Larry Little  
 1972 – G Larry Little  
 1973 – C Jim Langer  
 1974 – C Jim Langer  
 1975 – C Jim Langer  
 1976 – C Jim Langer  
 1977 – C Jim Langer  
 1978 – G Bob Kuechenberg  
 1979 – G Bob Kuechenberg  
 1980 – G Ed Newman  
 1981 – G Ed Newman  
 1982 – C Dwight Stephenson  
 1983 – C Dwight Stephenson  
 1984 – C Dwight Stephenson  
 1985 – C Dwight Stephenson  
 1986 – C Dwight Stephenson  
 1987 – C Dwight Stephenson  
 1988 – T Ronnie Lee  
 1989 – T Jeff Dellenbach  
 1990 – T Richmond Webb  
 1991 – T Richmond Webb  
 1992 – T Richmond Webb  
 1993 – T Richmond Webb  
 1994 – T Richmond Webb  
 1995 – T Richmond Webb

---

## OUTSTANDING DEFENSIVE BACK

---

(1966-95)

1966 – S Willie West  
 1967 – CB Jimmy Warren  
 1968 – CB Jimmy Warren  
 1969 – to linebacker  
 1970 – to linebacker  
 1971 – S Jake Scott  
 1972 – S Dick Anderson  
 1973 – S Dick Anderson  
 1974 – CB Curtis Johnson  
 1975 – CB Curtis Johnson  
 1976 – S Charlie Babb  
 1977 – S Tim Foley

1978 – S Tim Foley  
 1979 – S Tim Foley  
 1980 – CB Don McNeal  
 1981 – S Glenn Blackwood  
 1982 – CB Don McNeal  
 1983 – CB William Judson  
 1984 – CB William Judson  
 1985 – CB William Judson  
 1986 – CB William Judson  
 1987 – CB Paul Lankford  
 1988 – S Jarvis Williams  
 1989 – S Jarvis Williams  
 1990 – S Jarvis Williams  
 1991 – S Louis Oliver  
 1992 – S Louis Oliver  
 1993 – CB Troy Vincent  
 1994 – CB Troy Vincent  
 1995 – CB Troy Vincent

---

## OUTSTANDING LINEBACKER

---

(1969-95)

1969 – Ed Weisacosky  
 1970 – Nick Buoniconti  
 1971 – Nick Buoniconti  
 1972 – Nick Buoniconti  
 1973 – Nick Buoniconti  
 1974 – Nick Buoniconti  
 1975 – Bob Matheson  
 1976 – Steve Towle  
 1977 – Steve Towle  
 1978 – Larry Gordon  
 1979 – Larry Gordon  
 1980 – Kim Bokamper  
 1981 – Earnie Rhone  
 1982 – A.J. Duhe  
 1983 – Bob Brudzinski  
 1984 – Bob Brudzinski  
 1985 – Hugh Green  
 1986 – John Offerdahl  
 1987 – John Offerdahl  
 1988 – John Offerdahl  
 1989 – Barry Krauss  
 1990 – John Offerdahl  
 1991 – Bryan Cox  
 1992 – Bryan Cox  
 1993 – Bryan Cox  
 1994 – Bryan Cox  
 1995 – Bryan Cox

---

## OUTSTANDING DEFENSIVE LINEMAN

---

(1966-95)

1966 – DE Ed Cooke  
 1967 – DT Ray Jacobs  
 1968 – DT Manny Fernandez  
 1969 – DT Manny Fernandez  
 1970 – DT Manny Fernandez  
 1971 – DT Manny Fernandez  
 1972 – DT Manny Fernandez  
 1973 – DT Manny Fernandez  
 1974 – DE Vern Den Herder  
 1975 – DE Vern Den Herder  
 1976 – DE Vern Den Herder  
 1977 – DE A.J. Duhe,  
                   DT Bob Baumhower  
 1978 – DE Vern Den Herder



1979 – DE Vern Den Herder  
 1980 – DT Bob Baumhower  
 1981 – DT Bob Baumhower  
 1982 – DT Bob Baumhower  
 1983 – DE Doug Betters  
 1984 – DE Doug Betters  
 1985 – DT Mike Charles  
 1986 – DE T.J. Turner  
 1987 – DE John Bosa  
 1988 – DT Brian Sochia  
 1989 – DE Jeff Cross  
 1990 – DE Jeff Cross  
 1991 – DE Jeff Cross  
 1992 – DE Marco Coleman  
 1993 – DE Jeff Cross  
 1994 – DT Tim Bowens  
 1995 – DE Marco Coleman

## ROOKIE OF THE YEAR

(1966-95)

1966 – LB Frank Emanuel  
 1967 – WR Jack Clancy  
 1968 – RB Jim Kiick  
 1969 – DE Bill Stanfill  
 1970 – S Jake Scott  
 1971 – none  
 1972 – none  
 1973 – none  
 1974 – WR Nat Moore  
 1975 – LB Steve Towle  
 1976 – WR Duriel Harris  
 1977 – CB Norris Thomas  
 1978 – CB Gerald Small  
 1979 – K Uwe von Schamann  
 1980 – QB David Woodley  
 1981 – FB Andra Franklin  
 1982 – LB Charles Bowser  
 1983 – QB Dan Marino  
 1984 – LB Jay Brophy  
 1985 – K Fuad Reveiz  
 1986 – LB John Offerdahl  
 1987 – RB Troy Stradford  
 1988 – S Jarvis Williams  
 1989 – S Louis Oliver  
 1990 – T Richmond Webb  
 1991 – LB Bryan Cox  
 1992 – DE Marco Coleman  
 1993 – RB Terry Kirby  
 1994 – DT Tim Bowens  
 1995 – T Billy Milner

## OUTSTANDING SPECIAL TEAMS PLAYER (WIOD)

(1972-95)

1972 – CB Lloyd Mumphord  
 1973 – LB Bruce Bannon

1974 – FB Don Nottingham  
 1975 – S Barry Hill  
 1976 – KR Freddie Solomon  
 1977 – G Ed Newman  
 1978 – CB Charles Cornelius,  
           P George Roberts  
 1979 – RB Tony Nathan  
 1980 – S Don Bessillieu  
 1981 – RB Tom Vigorito  
 1982 – K Uwe von Schamann  
 1983 – CB Robert Sowell  
 1984 – P Reggie Hardy  
 1985 – TE Bruce Raby  
 1986 – CB Reyna Thompson  
 1987 – S Liffort Hobley  
 1988 – WR/RB Jim Jensen  
 1989 – K Pete Stoyanovich  
 1990 – CB Kerry Glenn  
 1991 – P Reggie Roby  
           K Pete Stoyanovich  
 1992 – K Pete Stoyanovich  
 1993 – WR O.J. McDuffie  
 1994 – CB Sean Hill  
 1995 – CB Sean Hill

## TOMMY FITZGERALD AWARD

(outstanding rookie in training camp, 1969-94)

1969 – CB Lloyd Mumphord  
 1970 – LB Mike Kolen  
 1971 – WR Otto Stowe  
 1972 – S Charlie Babb  
 1973 – WR Bo Rather  
 1974 – WR Nat Moore  
 1975 – S Barry Hill  
 1976 – LB Larry Gordon  
 1977 – DE A.J. Duhe,  
           DT Bob Baumhower  
 1978 – CB Gerald Small  
 1979 – K Uwe von Schamann  
 1980 – CB Don McNeal  
 1981 – RB Tom Vigorito  
 1982 – LB Charles Bowser  
 1983 – QB Dan Marino  
 1984 – RB Joe Carter  
 1985 – RB Lorenzo Hampton  
 1986 – LB John Offerdahl  
 1987 – RB Troy Stradford  
 1988 – S Jarvis Williams  
 1989 – C Jeff Uhlenhake  
 1990 – T Richmond Webb  
 1991 – LB Bryan Cox  
 1992 – DE Marco Coleman  
 1993 – RB Terry Kirby  
 1994 – DT Tim Bowens

# PLAYERS OF THE WEEK AND MONTH

Offensive/Defensive Player of the Week (1984-02)  
Special Teams Player of the Week (1993-02)  
Offensive/Defensive Player of the Month (1988-02)

## 1984

### Player of the Week (4)

QB Dan Marino (Week 1 at Washington) – Offense  
QB Dan Marino (Week 5 at St. Louis) – Offense  
QB Dan Marino (Week 14 vs. L.A. Raiders) – Offense  
WR Mark Clayton (Week 16 vs. Dallas) – Offense

## 1985

### Player of the Week (3)

QB Dan Marino (Week 4 at Denver) – Offense  
QB Dan Marino (Week 14 at Green Bay) – Offense  
S Glenn Blackwood (Week 15 vs. Buffalo) – Defense

## 1986

### Player of the Week (2)

LB John Offerdahl (Week 8 at Indianapolis) – Defense  
QB Dan Marino (Week 15 at L.A. Rams) – Offense

### Player of the Month (1)

QB Dan Marino (November) – Offense

## 1987

### Player of the Week (2)

RB Troy Stradford (Week 11 at Dallas) – Offense  
WR Mark Duper (Week 15 vs. Washington) – Offense

## 1988

### Player of the Week (3)

LB Mark Brown (Week 5 vs. Minnesota) – Defense  
QB Dan Marino (Week 7 vs. San Diego) – Offense  
QB Dan Marino (Week 15 vs. Cleveland) – Offense

### Player of the Month (1)

QB Dan Marino (October) – Offense

## 1989

### Player of the Week (3)

QB Dan Marino (Week 2 at New England) – Offense  
S Louis Oliver (Week 5 vs. Cleveland) – Defense  
QB Dan Marino (Week 10 at N.Y. Jets) – Offense

## 1990

### Player of the Week (3)

RB Sammie Smith (Week 1 at New England) – Offense  
QB Dan Marino (Week 14 vs. Philadelphia) – Offense  
QB Dan Marino (AFC First-Round Playoff Game vs. Kansas City) – Offense (NFL)

### Player of the Month (1)

LB John Offerdahl & DE Jeff Cross (October) – Defense

## 1991

### Player of the Week (1)

QB Dan Marino (Week 15 vs. Cincinnati) – Offense

## 1992

### Player of the Week (3)

LB Bryan Cox (Week 4 at Seattle) – Defense  
S Louis Oliver (Week 5 at Buffalo) – Defense  
CB Troy Vincent (AFC Divisional Playoff Game vs. San Diego) – Defense (NFL)

### Player of the Month (1)

LB Bryan Cox (September) – Defense

## 1993

### Player of the Week (4)

QB Dan Marino (Week 4 at Buffalo) – Offense  
QB Scott Mitchell (Week 6 at Cleveland) – Offense  
QB Scott Mitchell (Week 9 vs. Kansas City) – Offense  
P Dale Hatcher (Week 12 vs. New England) – Special Teams

### Player of the Month (1)

QB Scott Mitchell (October) – Offense

## 1994

### Player of the Week (5)

QB Dan Marino (Week 1 vs. New England) – Offense  
K Pete Stoyanovich (Week 9 at New England) – Special Teams  
WR Mark Ingram (Week 13 at N.Y. Jets) – Offense  
RB Bernie Parmalee (Week 15 vs. Kansas City) – Offense  
QB Dan Marino (AFC First-Round Playoff Game vs. Kansas City) – Offense (NFL)

## 1995

### Player of the Week (2)

QB Dan Marino (Week 14 vs. Atlanta) – Offense  
CB Terrell Buckley (Week 17 at St. Louis) – Defense

## 1996

### Player of the Week (2)

RB Karim Abdul-Jabbar (Week 1 vs. New England) – Offense  
K Joe Nedney (Week 16 vs. Buffalo) – Special Teams

### Rookie of the Month (1)

LB Zach Thomas (October) – Defense

## 1997

### Player of the Week (3)

S Shawn Wooden (Week 1 vs. Indianapolis) – Defense  
LB Derrick Rodgers (Week 7 at N.Y. Jets) – Defense  
CB Terrell Buckley (Week 15 vs. Detroit) – Defense

## 1998

### Player of the Week (2)

LB Robert Jones (Week 11 at Carolina) – Defense  
QB Dan Marino (Week 16 vs. Denver) – Offense

### Player of the Month (2)

LB Zach Thomas (September) – Defense  
LB Robert Jones (December) – Defense

## 1999

### Player of the Week (9)

QB Dan Marino (Week 1 at Denver) – Offense  
CB Sam Madison (Week 2 vs. Arizona) – Defense  
QB Dan Marino (Week 5 at Indianapolis) – Offense  
CB Sam Madison (Week 6 at New England) – Defense  
K Olindo Mare (Week 6 at New England) – Special Teams  
PR Nate Jacquet (Week 8 at Oakland) – Special Teams  
CB Sam Madison (Week 9 vs. Tennessee) – Defense  
K Olindo Mare (Week 15 vs. San Diego) – Special Teams  
DE Trace Armstrong (AFC First-Round Playoff Game vs. Seattle) – Defense (NFL)

### Player of the Month (1)

K Olindo Mare (October) – Special Teams

## 2000

### Player of the Week (4)

RB Lamar Smith (Week 1 vs. Seattle) – Offense  
S Brian Walker (Week 11 at San Diego) – Defense  
RB Lamar Smith (AFC First-Round Playoff Game vs. Indianapolis) – Offense (NFL)  
P Matt Turk (AFC First-Round Playoff Game vs. Indianapolis) – Special Teams (NFL)

### Rookie of the Month (1)

T Todd Wade (October) – Offense

## 2001

### Player of the Week (5)

LB Zach Thomas (Week 1 at Tennessee) – Defense  
P Matt Turk (Week 4 vs. New England) – Special Teams  
P Matt Turk (Week 12 vs. Denver) – Special Teams  
S Brock Marion (Week 13 vs. Indianapolis) – Defense  
LB Zach Thomas (Week 16 vs. Atlanta) – Defense

### Player of the Month (1)

S Brock Marion (December) – Defense

### Rookie of the Month (1)

WR Chris Chambers (November) – Offense

## 2002

### Player of the Week (5)

DE Jason Taylor (Week 6 at Denver) – Defense  
DE Adewale Ogunleye (Week 11 vs. Baltimore) – Defense  
RB Ricky Williams (Week 12 vs. San Diego) – Offense  
RB Ricky Williams (Week 14 vs. Chicago) – Offense  
DE Jason Taylor (Week 15 vs. Oakland) – Defense

### Player of the Month (2)

DE Jason Taylor (October) – Defense  
DE Jason Taylor (November) – Defense

# LEAGUE LEADERS

## INDIVIDUAL

### POINTS

Year	Player	Total
1971	Garo Yepremian.....	117
1992	Pete Stoyanovich.....	124

### TOTAL TOUCHDOWNS

Year	Player	Total
1984	Mark Clayton .....	18
	(tied, Marcus Allen of L.A. Raiders)	
1997	Karim Abdul-Jabbar.....	16

### RUSHING TOUCHDOWNS

Year	Player	Total
1972	Mercury Morris.....	12
1997	Karim Abdul-Jabbar .....	15
	(tied, Terrell Davis of Denver)	

### RECEIVING TOUCHDOWNS

Year	Player	Total
1971	Paul Warfield .....	11
1977	Nat Moore .....	12
1984	Mark Clayton .....	18
1988	Mark Clayton .....	14

### FIELD GOALS

Year	Player	Total
1991	Pete Stoyanovich.....	31
	(tied, Chip Lohmiller of Washington)	
1992	Pete Stoyanovich.....	30
	(tied, Chip Lohmiller of Washington)	
1999	Olindo Mare .....	39*

### RUSHING

Year	Player	Total
2002	Ricky Williams .....	1,853

## QUARTERBACK RATING

Year	Player	Total
1977	Bob Griese.....	88.0
1984	Dan Marino .....	108.9

### PASSING YARDS

Year	Player	Total
1984	Dan Marino .....	5,084*
1985	Dan Marino .....	4,137
1986	Dan Marino .....	4,746
1988	Dan Marino .....	4,434
1992	Dan Marino .....	4,116

### TOUCHDOWN PASSES

Year	Player	Total
1977	Bob Griese.....	22
1984	Dan Marino .....	48*
1985	Dan Marino .....	30
1986	Dan Marino .....	44

### PASS COMPLETIONS

Year	Player	Total
1984	Dan Marino .....	362
1985	Dan Marino .....	336
1986	Dan Marino .....	378
1988	Dan Marino .....	354
1992	Dan Marino .....	330

### PASS ATTEMPTS

Year	Player	Total
1984	Dan Marino .....	564
1986	Dan Marino .....	623
1988	Dan Marino .....	606
1992	Dan Marino .....	554

### RECEPTIONS

Year	Player	Total
1998	O.J. McDuffie.....	90



## PUNTING

Year	Player	Total
1991	Reggie Roby .....	45.7
1996	John Kidd.....	46.3

## INTERCEPTIONS

Year	Player	Total
1967	Dick Westmoreland .....	10
1973	Dick Anderson .....	8
1999	Sam Madison.....	7
	(tied, four others)	

## KICKOFF RETURNS

Year	Player	Total
1976	Duriel Harris.....	32.9
1983	Fulton Walker.....	26.7

## SACKS

Year	Player	Total
2002	Jason Taylor.....	18.5

## TEAM

### MOST POINTS SCORED

Year	Total
1972	385
1984	513
1986	430

### FEWEST POINTS ALLOWED

Year	Total
1972	171
1973	150

1983	250
1998	265

## MOST TOTAL YARDS

Year	Total
1972	5036
1984	6936*
1994	6078

## FEWEST TOTAL YARDS ALLOWED

Year	Total
1972	2312
1983	3297

## MOST RUSHING YARDS

Year	Total
1971	2429
1972	2960

## MOST PASSING YARDS

Year	Total
1984	5018*
1986	4779
1987	3876
1988	4516
1993	4353

## FEWEST PASSING YARDS ALLOWED

Year	Total
1972	1290
1982	1027
2001	2829

\*NFL record


# INDEX OF DOLPHIN FACTS

Attendance, Record with +70,000 .....	315
Blackout Games, Record In .....	151
Close Games, Record In .....	81
Consecutive Seasons at .500 or Better .....	321
Consecutive Weeks at .500 or Better .....	63
Dolphins Head Coaches .....	15
Domed Teams, Record Against .....	153
Dual 100-Yard Receiving Games .....	68
Dual 100-Yard Rushing Games .....	237
Fast Starts .....	306
Florida Colleges, Dolphins Drafted From .....	233
Grass/Artificial Turf, Record On .....	260
Home Openers, Record In .....	309
Home Records, Top Single-Season .....	388
Home Wins, Consecutive .....	118
Interceptions, Record With .....	230
Like Father, Like Son .....	646
Monday Night Madness In Miami .....	412
Offense, 1984 .....	309
Perfect at Home vs. Nine Teams .....	44
Perfect Season, 1972 .....	28

Phillips, Mel.....	617
Playoff Games, Record In .....	391
Playoff Games, Record When Leading .....	173
Playoff Margin of Victories .....	239
Playoff Shutouts .....	66
Pro Bowlers, Dolphins By Position .....	23
Pro Bowl Touchdowns .....	9
Rush Attempts, Record in Games with +25 .....	87
Rushing Yards, Record in Games with 100-Yard Rusher .....	336
Sacks Allowed.....	104
Season Openers, Record In .....	42
Stofa, John .....	290
Shula, Don, Coaching Longevity .....	17
Shula Is Coach To Hall Of Famers .....	615
Shutouts .....	244
Super Bowl Champions, Record Against .....	251
Takeaway/Giveaway Ratio .....	388
Time of Possession .....	498
Uniform Numbers, Least Worn .....	46

# DOLPHINS IN THE HALL OF FAME

## Don Shula • Head Coach (1970-95), Vice Chairman (1996-2003)



**Born**.....1/4/30  
**College**.....John Carroll '51  
**Player** .....1951-57  
**Assistant Coach**.....1960-62  
**Head Coach** .....1963-95  
**Year Inducted** .....1997

On July 26, 1997, Don Shula capped an illustrious career when he was inducted into the Pro Football Hall of Fame in Canton, Ohio, following his election into that shrine on January 25, 1997, his first year of eligibility. Shula's unanimous election to the Hall was the ultimate honor in a career full of record-setting accomplishments.

Starting with the 1996 season, Shula has served as Vice-Chairman of the Miami Dolphins, having been named to that position on January 5, 1996. This year marks his 34th season with the Dolphins, a tenure that started when he was named Head Coach of the club in 1970.

Shula's record as head coach of the Dolphins (1970-95) and before that as head coach of the Baltimore Colts (1963-69) is unmatched in National Football League history. In 1995 he concluded his 33rd season as an NFL head coach and his 26th season as head coach of the Dolphins. He owns a career record of 347-173-6 (.665), including a regular season mark of 328-156-6 (.676), and is the winningest coach in NFL history. On November 14, 1993 in Philadelphia, when the Dolphins defeated the Philadelphia Eagles 19-14, Shula won his 325th career game, moving him past the immortal George Halas (324-151-31) and setting an NFL record for most career victories, a mark once thought to be unreachable. Shula's 328 regular season wins also is an NFL record, surpassing Halas' former NFL mark of 318 regular season victories. Shula and Halas are the only NFL coaches to win 300 or more career games, as Shula recorded his 300th career win on September 22, 1991, with a 16-13 triumph over Green Bay in just his 29th year as an NFL head coach, as compared to 36 seasons for Halas to accomplish that feat.

In addition, Shula won Super Bowl titles in 1972 and 1973, one of only five coaches in NFL history to win consecutive Super Bowls. His 1972 team went 17-0, recording the only undefeated season in NFL annals. He has appeared in more Super Bowls (six) than any other coach, and is one of only two coaches (along with Buffalo's Marv Levy) to reach the Super Bowl three straight seasons (1971-73). He also advanced to the Super Bowl with the Dolphins in 1982 and 1984, as well as in 1968 as head coach of the Colts.

A remarkable 20 times in 33 seasons, Shula's teams reached the playoffs. His teams won at least ten games 21 times in those 33 years, and he suffered only two losing seasons (1976, 1988) in that span. He averaged more than ten wins per season in his career (347 wins in 33 years as a head coach), and he was the youngest coach to win 100, 200 and 300 games each.

During Shula's tenure with the Dolphins, from the time he replaced George Wilson on February 18, 1970 to become the franchise's second-ever head coach through his final season in 1995, his winning percentage of .658 (257-133-2) during that time was the best record in all of professional sports. The Dolphins either won or shared first place in the AFC East 15 times in the 26 years under Shula, and reached the playoffs 16 times. His ultimate achievement was the NFL's only unbeaten, untied record of 17-0 in 1972, capped by a 14-7 win over the Washington Redskins in Super Bowl VII. He won a second consecutive Super Bowl title in 1973, defeating the Minnesota Vikings 24-7 in Super Bowl VIII, and compiled an overall record of 32-2 in those back-to-back seasons, a two-year mark that has yet to be surpassed.

Before joining the Dolphins, Shula spent seven years (1963-69) as head coach of the Baltimore Colts. In that span he compiled a record of 73-26-4 (.728) and advanced to the playoffs four times, including two appearances in the NFL Championship Game, in 1964 and 1968 after 12-2 and 13-1 campaigns, respectively. He was the youngest head coach (33 years old) in the history of the NFL when he was named the Colts' head coach in 1963.

Shula succeeded Weeb Ewbank as head coach in Baltimore after serving three years (1960-62) as defensive coordinator of the Detroit Lions, with the team going 26-13-1 in that period. Shula entered the coaching ranks with an assistant's job at Virginia (1958) and Kentucky (1959) before joining the Lions.

Shula broke into the NFL as the lone rookie on Coach Paul Brown's defending NFL champion Cleveland Browns in 1951. He was involved in the largest trade in modern NFL history, a 15-player deal with Baltimore in 1953, and Shula played four seasons with the Colts (1953-56) and one season at Washington (1957) at right cornerback. He had 21 career interceptions for 247 yards in seven seasons. In college, he was a running back at John Carroll University in Cleveland, and in 1950 he gained 125 yards when the Blue Streaks upset Syracuse, 21-15.

Shula also contributed to the growth of the NFL off the field by serving from 1975 through 1995 (including the last two years in that span as co-chairman along with George Young of the New York Giants) on the league's influential Competition Committee, which evaluates and recommends changes in playing rules to make the game more open and exciting and to improve player safety.

In addition to his own election to the Pro Football Hall of Fame, Shula was further honored by being selected to present five other members for induction into the Hall (Larry Csonka, Bob Griese, Jim Langer, Larry Little, and Dwight Stephenson), including two (Csonka and Langer) in the same day.

Along with his football responsibilities, Shula always has given considerable time, plus financial and emotional support, to many area charities. The Don Shula Foundation, formed primarily to assist breast cancer research, was established as a tribute to his late wife, Dorothy. Shula also has been active in the American Cancer Society, March of Dimes, American Red Cross, the United Way, and Catholic Charities.

A member of the Class of 1951 at John Carroll, Shula helps fund a \$1 million chair in the University's Department of Philosophy. On September 27, 2003, John Carroll University showed its appreciation for Shula's support of the school by naming its new stadium Don Shula Stadium. Shula also has received honorary doctorate degrees from John Carroll, St. Thomas University, the University of Miami, and Florida Atlantic University.

Because of his success on the football field and his long-time civic and charitable service, Shula has received countless prestigious awards recognizing his contributions, including the 1993 Sports Illustrated Sportsman of the Year Award and the 1994 Horatio Alger Award. In addition, along with Ken Blanchard, in 1995 Shula co-authored "Everyone's A Coach," a highly acclaimed book that outlines the application of their managerial philosophies for business and personal success. Shula personifies those business principles himself, serving as an equity partner in two highly successful enterprises, Don Shula's Hotel and Golf Club along with Don Shula's Steakhouse, Inc.

Shula's oldest son Dave, 44, and his wife Leslie have three sons, Danny, Christopher, and Matthew. David served as the Head Coach of the Cincinnati Bengals from 1992-96, and when Don Shula's Dolphins played Dave Shula's Bengals on October 2, 1994 and October 1, 1995, both in Cincinnati's Riverfront Stadium, it marked the only two times in professional sports that a father and son faced each other as head coaches. Dave currently is President of Don Shula Steakhouse, Inc.

Shula's other son Mike, 38, was named the head coach at the University of Alabama on May 9, 2003. He had rejoined the Dolphins' staff as quarterbacks coach in 2000 after serving the four previous seasons as the offensive coordinator of the Tampa Bay Buccaneers; he also spent the 1991-92 seasons as a coaches' assistant under his father in Miami. Mike and his wife, Shari, have one daughter, Samantha.

Mike and Dave Shula presented their father for induction into the Pro Football Hall of Fame in 1997, becoming the first pair ever to present a Hall of Famer for induction.

Shula's oldest daughter, Donna, has five children, Alex, Lindsey, Tyler, and twins Calvin and Carly, and is married to Steve Cohen. Another daughter, Sharon resides in New York, while youngest daughter Annie lives and works in Broward County.

Shula and his wife, Mary Anne, reside in Miami and continue to be very active in charitable and community affairs. They were married on October 16, 1993, and their family together now includes eight children and 13 grandchildren.



## DON SHULA'S CAREER RECORD

YEAR	TEAM	W	L	T	PCT.	FINISH
1963	Baltimore	8	6	0	.571	3rd, NFL West Conf.
1964*	Baltimore	12	2	0	.857	1st, NFL West Conf.
1965	Baltimore	10	3	1	.750	T-1st, NFL West Conf.
1966	Baltimore	9	5	0	.643	2nd, NFL West Conf.
1967	Baltimore	11	1	2	.857	T-1st, NFL Coastal
1968*	Baltimore	13	1	0	.929	1st, NFL Coastal
1969	Baltimore	8	5	1	.607	2nd, NFL Coastal
1970	Miami	10	4	0	.714	2nd, AFC East
1971*	Miami	10	3	1	.750	1st, AFC East
1972**	Miami	14	0	0	1.000	1st, AFC East
1973**	Miami	12	2	0	.857	1st, AFC East
1974	Miami	11	3	0	.786	1st, AFC East
1975	Miami	10	4	0	.714	T-1st, AFC East
1976	Miami	6	8	0	.429	3rd, AFC East
1977	Miami	10	4	0	.714	T-1st, AFC East
1978	Miami	11	5	0	.688	T-1st, AFC East
1979	Miami	10	6	0	.625	1st, AFC East
1980	Miami	8	8	0	.500	3rd, AFC East
1981	Miami	11	4	1	.719	1st, AFC East
1982*	Miami	7	2	0	.777	1st, AFC East
1983	Miami	12	4	0	.750	1st, AFC East
1984*	Miami	14	2	0	.875	1st, AFC East
1985	Miami	12	4	0	.750	1st, AFC East
1986	Miami	8	8	0	.500	3rd, AFC East
1987	Miami	8	7	0	.533	T-2nd, AFC East
1988	Miami	6	10	0	.375	5th, AFC East
1989	Miami	8	8	0	.500	T-2nd, AFC East
1990	Miami	12	4	0	.750	2nd, AFC East
1991	Miami	8	8	0	.500	T-2nd, AFC East
1992	Miami	11	5	0	.688	1st, AFC East
1993	Miami	9	7	0	.563	2nd, AFC East
1994	Miami	10	6	0	.625	1st, AFC East
1995	Miami	9	7	0	.563	T-2nd, AFC East

\*NFL runner-up

\*\*NFL Champion

### REGULAR SEASON

### ALL GAMES

	W	L	T	PCT.	W	L	T	PCT.
Baltimore Totals .....	71	23	4	.745	73	26	4	.728
Miami Totals .....	257	133	2	.658	274	147	2	.650
33-YEAR TOTALS .....	328	156	6	.676	347	173	6	.665

## NFL'S TOP 20 COACHES

(based on career wins)

COACH	YEARS	TEAMS	REGULAR SEASON				CAREER			
			W	L	T	PCT.	W	L	T	PCT.
<b>DON SHULA</b>	<b>33</b>	<b>COLTS, DOLPHINS</b>	<b>328</b>	<b>156</b>	<b>6</b>	<b>.676</b>	<b>347</b>	<b>173</b>	<b>6</b>	<b>.665</b>
George Halas	40	Bears	318	148	31	.671	324	151	31	.671
Tom Landry	29	Cowboys	250	162	6	.605	270	178	6	.601
Curley Lambeau	33	Packers, Cardinals	226	132	22	.623	229	134	22	.623
		Redskins								
Chuck Noll	23	Steelers	193	148	1	.563	209	156	1	.572
Dan Reeves	22	Broncos, Giants, Falcons	187	155	2	.547	198	164	2	.547
Chuck Knox	22	Rams, Bills, Seahawks	186	147	1	.558	193	158	1	.550
Paul Brown	21	Browns, Bengals	166	100	6	.621	170	108	6	.609

*Dolphins In The Hall Of Fame • 609*

COACH	YEARS	TEAMS	REGULAR SEASON				CAREER			
			W	L	T	PCT.	W	L	T	PCT.
Bud Grant	18	Vikings	158	96	5	.620	168	108	5	.607
M. Schottenheimer	17	Browns, Chiefs, Redskins, Chargers	161	101	1	.614	166	112	1	.597
Marv Levy	17	Chiefs, Bills	143	113	0	.558	154	120	0	.562
Steve Owen	23	Giants	151	100	17	.595	153	108	17	.581
Bill Parcells	15	Giants, Patriots, Jets	138	100	1	.579	149	106	1	.584
Joe Gibbs	12	Redskins	124	60	0	.674	140	65	0	.683
Hank Stram	17	Chiefs, Saints	131	97	10	.571	136	100	10	.573
Weeb Ewbank	20	Colts, Jets	130	129	7	.502	134	130	7	.507
Mike Ditka	14	Bears, Saints	121	95	0	.560	127	101	0	.557
Jim Mora	15	Saints, Colts	125	106	0	.541	125	112	0	.527
George Seifert	11	49ers, Panthers	114	62	0	.648	124	67	0	.649
Sid Gillman	18	Rams, Chargers, Oilers	122	99	7	.550	123	104	7	.541

## SHULA'S MILESTONES

Don Shula passed the immortal George Halas to become the winningest coach in NFL history when he registered victory number 325 in Miami's 19-14 win at Philadelphia on November 14, 1993. Shula concluded coaching with a career record of 347-173-6 (.665). On December 25, 1994, in Miami's 27-20 win over Detroit, Shula won the 319th regular season game of his career and broke the NFL record for most regular season coaching wins by Halas (318 wins). Shula owned a 328-156-6 (.676) regular season record. In 1991, Shula joined Halas (324 wins) as the only NFL coaches with 300 or more career wins. Shula accomplished his milestone 300th career win with a 16-13 triumph over the Green Bay Packers on September 22, 1991. Shula won the 300th regular-season game of his coaching career with a 16-13 overtime win at New England on December 27, 1992.

Shula added another historic career milestone in Miami's 30-7 win over the Buffalo Bills on September 16, 1990, as he recorded his 200th regular season victory since joining the Dolphins in 1970. Shula joined Hall of Fame coaches Curley Lambeau (Green Bay), George Halas (Chicago) and Tom Landry (Dallas) as the only NFL coaches to earn 200 or more regular season wins with one NFL club.

### CAREER NFL WINS

CAREER WIN NO.	OPPONENT	SCORE	DATE	OPPOSING HEAD COACH
1	at San Francisco	20-14	9/22/63	Red Hickey
50	New Orleans	30-10	12/10/67	Tom Fears
100	San Diego	24-10	10/15/72	Harland Svare
150	N.Y. Jets	16-0	9/26/76	Lou Holtz
200	at New England	30-27 (OT)	11/8/81	Ron Erhardt
250	at Buffalo	23-14	11/24/85	Hank Bullough
300	Green Bay	16-13	9/22/91	Lindy Infante
324	Kansas City	30-10	10/31/93	Marty Schottenheimer
325	at Philadelphia	19-14	11/14/93	Rich Kotite
347	at St. Louis	41-22	12/24/95	Rich Brooks

### REGULAR-SEASON NFL WINS

REGULAR SEASON WIN NO.	OPPONENT	SCORE	DATE	OPPOSING HEAD COACH
1	at San Francisco	20-14	9/22/63	Red Hickey
50	New Orleans	30-10	12/10/67	Tom Fears
100	New England	52-0	11/12/72	Phil Bengtson
150	at N.Y. Jets	14-10	11/6/77	Walt Michaels
200	Buffalo	27-10	12/27/82	Chuck Knox
250	Pittsburgh	35-24	11/1/87	Chuck Noll
300	at New England	16-13(OT)	12/27/92	Dick MacPherson
318	Kansas City	45-28	12/12/94	Marty Schottenheimer
319	Detroit	27-20	12/25/94	Wayne Fontes
328	at St. Louis	41-22	12/24/95	Rich Brooks

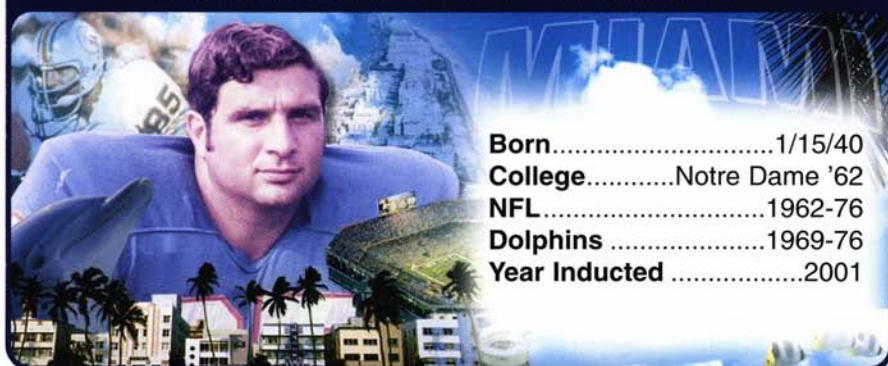
## REGULAR-SEASON WINS WITH DOLPHINS

REGULAR SEASON WIN NO.	OPPONENT	SCORE	DATE	OPPOSING HEAD COACH
1	at Houston	20-10	9/27/70	Wally Lemm
50	Kansas City	9-3	10/20/74	Hank Stram
100	Green Bay	27-7	10/28/79	Bart Starr
150	at New England	44-24	10/21/84	Ron Meyer
200	Buffalo	30-7	9/16/90	Marv Levy
250	at New England	20-3	9/10/95	Bill Parcells

## REGULAR-SEASON GAMES AS NFL COACH

REGULAR-SEASON GAME NO.	OPPONENT	SCORE	DATE	OPPOSING HEAD COACH
1	N.Y. Giants	28-37	9/15/63	Allie Sherman
50	Washington	37-10	11/6/66	Otto Graham
100	at Houston	20-10	9/27/70	Wally Lemm
150	Kansas City	9-3	10/20/74	Hank Stram
200	Buffalo	31-14	12/17/77	Jim Ringo
250	Pittsburgh	30-10	9/10/81	Chuck Noll
300	at San Diego	28-34	11/18/84	Don Coryell
350	at Philadelphia	28-10	12/13/87	Buddy Ryan
400	New England	17-10	10/18/90	Rod Rust
450	at N.Y. Jets	10-27	11/7/93	Bruce Coslet

## Nick Buoniconti • 85 • Linebacker



**Born.....**1/15/40  
**College.....**Notre Dame '62  
**NFL.....**1962-76  
**Dolphins .....**1969-76  
**Year Inducted .....**2001

Nick Buoniconti, the driving force of the Dolphins' famed "No-Name Defense," inspired his teammates with his outstanding play and fiery leadership. During his seven years with the Dolphins the team advanced to three straight Super Bowls (1971-73) and won twice (1972, 1973), with one of those wins coming after their unparalleled undefeated season in 1972. Buoniconti was only 5-11 and 220 pounds and was considered to be too small to play middle linebacker. However, as many coaches noted, he always "played bigger than his size" during a stellar 14-year career with the Dolphins and the Boston Patriots.

The first member of the Dolphins defense to be elected to the Hall of Fame, Buoniconti joined the team in 1969 after playing seven seasons with the Patriots. During his tenure with the Dolphins, he was named the team's Most Valuable Player three times (1969, 1970, 1973) and was named to the AFL All-Star game in 1969 and was selected to two Pro Bowls (1973, 1974) following the merger of the two leagues. In 1990, he was voted as a linebacker on the Dolphins' Silver Anniversary all-time team, and on November 18, 1991, he was enshrined on the Dolphin Honor Roll at Pro Player Stadium.

Before joining the Dolphins, Buoniconti helped the Patriots capture the 1963 AFL Eastern Division title, and he played in five AFL All-Star games. Overall in his 14-year career, he played in 183 games and recorded 32 career interceptions. He was named to the All-Time AFL team in 1970, and overall was named a first team All-AFL/AFC choice eight times.



A native of Springfield, Massachusetts, Buoniconti had an outstanding collegiate career at Notre Dame. Following his retirement from the Dolphins, he and his son, Marc, were the driving forces behind the establishment of the Miami Project to Cure Paralysis, one of the world's leading research and treatment centers for spinal cord injuries.

Buoniconti was elected to the Hall of Fame in 2001 after being named for the first time that year as a nominee from the pre-1976 era by the Hall's Seniors Committee.

## NICK BUONICONTI'S CAREER STATISTICS

YEAR	TEAM	G	TACK.	ASST.	TOTAL	FUM. REC.	INT.	YDS.	AVG.	TD
1962	Boston	14	NA	NA	NA	NA	2	3	1.5	0
1963	Boston	14	NA	NA	NA	NA	3	42	14.0	0
1964	Boston	14	NA	NA	NA	NA	5	75	15.0	0
1965	Boston	14	NA	NA	NA	NA	3	31	10.3	0
1966	Boston	14	NA	NA	NA	NA	4	43	10.8	0
1967	Boston	13	NA	NA	NA	NA	4	7	1.8	0
1968	Boston	8	NA	NA	NA	NA	3	22	7.3	0
1969	Miami	13	79	35	114	1	3	27	9.0	0
1970	Miami	14	96	49	145	0	0	0	0.0	0
1971	Miami	14	86	40	126	0	1	16	16.0	0
1972	Miami	14	72	74	146	0	2	17	8.5	0
1973	Miami	13	91	71	162	2	0	0	0.0	0
1974	Miami	13	51	49	100	0	2	29	14.5	0
1975	Miami	INJURED RESERVE								
1976	Miami	11	32	38	70	0	0	0	0.0	0
<b>15-YEAR TOTALS</b>		<b>183</b>	<b>NA</b>	<b>NA</b>	<b>NA</b>	<b>3</b>	<b>32</b>	<b>312</b>	<b>9.8</b>	<b>0</b>
<b>MIAMI TOTALS</b>		<b>92</b>	<b>507</b>	<b>356</b>	<b>863</b>	<b>3</b>	<b>8</b>	<b>89</b>	<b>11.1</b>	<b>0</b>

## ADDITIONAL STATS

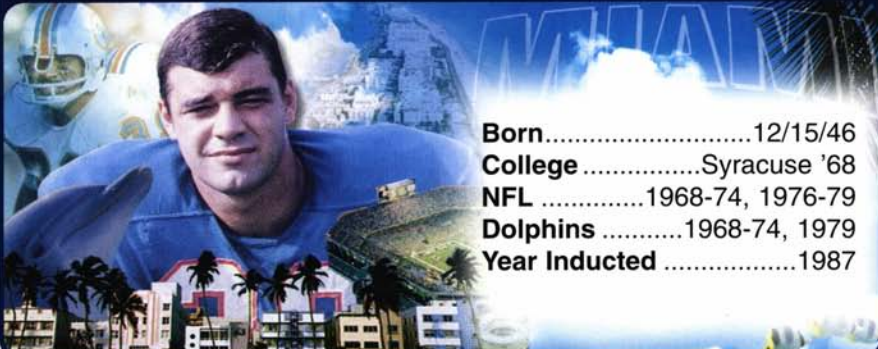
**Sacks:** 2 in 1969, 1 in 1971, 1 in 1972, 1 in 1973, 1 in 1976

**Touchdowns:** 1 fumble recovery in 1973

**Kickoff Returns:** 1 for 8 yards in 1962

**Blocked Kicks:** 1 PAT in 1976

## Larry Csonka • 39 • Fullback



**Born**.....12/15/46  
**College** .....Syracuse '68  
**NFL** .....1968-74, 1976-79  
**Dolphins** .....1968-74, 1979  
**Year Inducted** .....1987

Larry Csonka ranks as the Dolphins' all-time leading rusher with 1,506 carries for 6,737 yards (4.5 average) and 53 TDs. A five-time Pro Bowl selection, he put together three consecutive 1,000-yard seasons (1971-73) as Miami advanced to the Super Bowl each year. Csonka shined in those three Super Bowls, averaging 6.3 yards a carry and going over 100 yards rushing in two of them. Originally drafted in the first round out of Syracuse in 1968, he was named the MVP of Super Bowl VIII after carrying 33 times for 145 yards and two

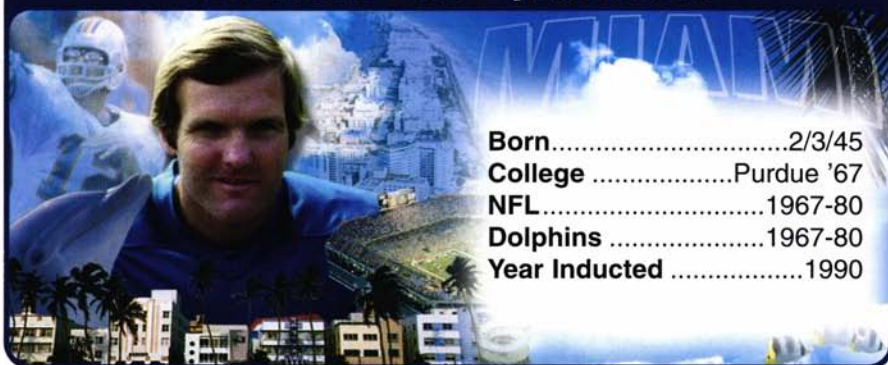
touchdowns as the Dolphins steamrolled the Minnesota Vikings, 24-7, for their second straight NFL title. Called a "modern-day Bronko Nagurski" by Dolphin coach Don Shula, "Zonk" also played three seasons with the N.Y. Giants (1976-78) and one year with the Memphis Southmen of the World Football League (1975). His career rushing totals in the NFL, which place him 26th on the league's all-time rushing list, are: 1,891 carries for 8,081 yards (4.3 average) and 64 TDs. He was elected to the Hall of Fame in his second year of eligibility. In 1990, he also was voted the fullback on the Dolphins' Silver Anniversary all-time team and was named as a running back on the Super Bowl Silver Anniversary all-time team. On November 19, 1990, he was enshrined on the Dolphin Honor Roll at Pro Player Stadium. Csonka was further honored when his number 39 was retired by the team during halftime ceremonies on December 9, 2002, becoming the third Dolphin to have his number retired.

## LARRY CSOKA'S CAREER STATISTICS

YEAR	TEAM	G-S	ATT.	RUSHING				RECEIVING			
				YDS.	AVG.	LG	TD	NO.	YDS.	LG	TD
1968	Miami	11-11	138	540	3.9	40	6	11	118	65	1
1969	Miami	11-11	131	566	4.3	54t	2	21	183	42	1
1970	Miami	14-14	193	874	4.5	53	6	11	94	54	0
1971	Miami	14-14	195	1051	5.4	28	7	13	113	25	1
1972	Miami	14-14	213	1117	5.2	45	6	5	48	14	0
1973	Miami	14-14	219	1003	4.6	25	5	7	22	9	0
1974	Miami	12-12	197	749	3.8	24	9	7	35	11	0
1975	Memphis*	7-NA	99	421	4.3	-	1	5	54	-	1
1976	N.Y. Giants	12-12	160	569	3.6	13	4	6	39	14	0
1977	N.Y. Giants	14-14	134	464	3.5	15	1	2	20	12	0
1978	N.Y. Giants	14-13	91	311	3.4	12	6	7	73	23	0
1979	Miami	16-16	220	837	3.8	22	12	16	75	18	1
<b>MIAMI TOTALS</b>		<b>106-106</b>	<b>1506</b>	<b>6737</b>	<b>4.5</b>	<b>54t</b>	<b>53</b>	<b>91</b>	<b>688</b>	<b>65</b>	<b>4</b>
<b>GIANTS TOTALS</b>		<b>40-39</b>	<b>385</b>	<b>1344</b>	<b>3.5</b>	<b>15</b>	<b>11</b>	<b>15</b>	<b>132</b>	<b>23</b>	<b>0</b>
<b>NFL TOTALS</b>		<b>146-145</b>	<b>1891</b>	<b>8081</b>	<b>4.3</b>	<b>54t</b>	<b>64</b>	<b>106</b>	<b>820</b>	<b>65</b>	<b>4</b>
<b>PLAYOFFS</b>		<b>12-12</b>	<b>225</b>	<b>891</b>	<b>4.0</b>	<b>49</b>	<b>9</b>	<b>4</b>	<b>26</b>	<b>16</b>	<b>1</b>

\*stats with WFL Memphis not included in career totals

## Bob Griese • 12 • Quarterback



**Born**.....2/3/45  
**College** .....Purdue '67  
**NFL**.....1967-80  
**Dolphins** .....1967-80  
**Year Inducted** .....1990

He was unquestionably the "thinking man's quarterback." Bob Griese, renowned for his poised leadership and ingenious play-calling, sustained the Dolphin offense with a flair for winning from 1967-80.

The bespectacled quarterback became the 14th passer in the NFL's exclusive 25,000-yard club in 1980. On the same day he reached that milestone, he suffered a shoulder injury which ultimately forced his retirement on June 25, 1981. His No. 12 jersey became the first to be retired May 6, 1982, in ceremonies at the Dolphins' annual awards banquet. In 1990, he was

**Dolphins In The Hall Of Fame • 613**



also voted the quarterback on the Dolphins' Silver Anniversary all-time team, and on Nov. 19, 1990, he was enshrined on the Dolphin Honor Roll at Pro Player Stadium.

He had a .698 winning percentage (91-39-1) under Coach Don Shula. "Cornerstone of the franchise," Dolphin founder Joe Robbie called him. He was a consensus All-Pro quarterback in 1971 and 1977, made six appearances in the Pro Bowl and was voted the team's Most Valuable Player six times by South Florida media.

After becoming eligible for induction into the Hall of Fame in 1985, Griese was named as a finalist all five years before being elected to the Hall of Fame in 1990.

"He's probably the most unselfish guy I've ever been around," Shula said. "He got as much of a thrill calling the right running play for a touchdown as he did connecting on a bomb. That's just his makeup."

## BOB GRIESE'S CAREER STATISTICS

YEAR	TEAM	G-S	ATT.	COMP.	YDS.	PCT.	TD	INT.	LG	TKLD.
1967	Miami	12-11	331	166	2005	50.2	15	18	68t	25/240
1968	Miami	13-13	355	186	2473	52.4	21	16	50t	43/372
1969	Miami	9-9	252	121	1695	48.0	10	16	53t	33/289
1970	Miami	14-14	245	142	2019	58.0	12	17	54t	31/282
1971	Miami	14-13	263	145	2089	55.1	19	9	86t	23/248
1972	Miami	6-5	97	53	638	54.6	4	4	39	7/45
1973	Miami	13-13	218	116	1422	53.2	17	8	46	11/75
1974	Miami	13-13	253	152	1968	60.1	16	15	54	27/202
1975	Miami	10-10	191	118	1693	61.8	14	13	79t	16/31
1976	Miami	13-13	272	162	2097	59.6	11	12	47t	30/266
1977	Miami	14-14	307	180	2252	58.6	22	13	73t	36/303
1978	Miami	11-9	235	148	1791	63.0	11	11	63t	18/165
1979	Miami	14-12	310	176	2160	56.8	14	16	51	26/223
1980	Miami	5-3	100	61	790	61.0	6	4	54	9/89
<b>TOTALS</b>		<b>161-152</b>	<b>3429</b>	<b>1926</b>	<b>25092</b>	<b>56.2</b>	<b>192</b>	<b>172</b>	<b>86t</b>	<b>335/2930</b>
<b>PLAYOFFS</b>		<b>12-11</b>	<b>208</b>	<b>112</b>	<b>1467</b>	<b>53.8</b>	<b>10</b>	<b>12</b>	<b>75t</b>	<b>15/152</b>

## Jim Langer • 62 • Center

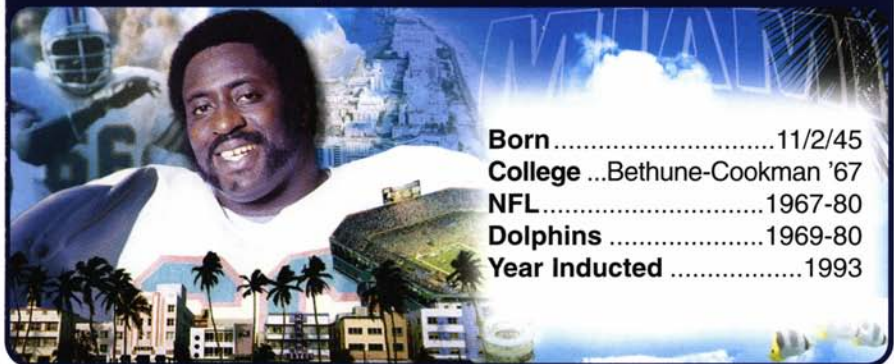
Born.....5/16/48  
 College.....S. Dakota State '70  
 NFL.....1970-81  
 Dolphins .....1970-79  
 Year Inducted .....1987

Jim Langer was the anchor of the Miami offensive line during the Dolphins' championship years of the 1970s. Coming out of South Dakota State in 1970, he was signed as a free agent by Cleveland but was released on the final cut. Langer was picked up on waivers by the Dolphins and, after spending most of the year on the taxi squad, played in the final five games of 1970, mainly on special teams. After serving as a backup at center the following season, in 1972 he won the starting job, which he would hold until sidelined with a knee injury in 1979. A consensus All-Pro from 1973-77, Langer was a six-time Pro Bowl selection (five times as a starter). He played in a club-high 128 straight games during his career and also had a team-record 109 consecutive starts (a record since



broken by Richmond Webb in 1997). Voted the team's Most Valuable Player by South Florida media in 1975, Langer also holds the distinction of having played every offensive down in the Dolphins' perfect 1972 season. Wanting to spend the final years of his career near his Royalton, Minn., home, at his own request Langer was traded to the Minnesota Vikings in 1980, where he played for two seasons (1980-81). He was elected to the Hall of Fame in his first year of eligibility. In addition, on November 19, 1990, he was enshrined on the Dolphin Honor Roll at Pro Player Stadium.

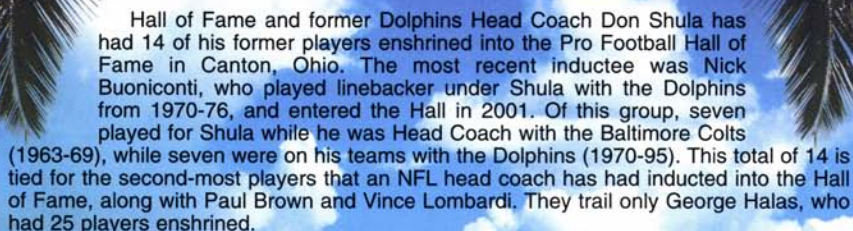
## Larry Little • 66 • Guard



**Born** ..... 11/2/45  
**College** ... Bethune-Cookman '67  
**NFL** ..... 1967-80  
**Dolphins** ..... 1969-80  
**Year Inducted** ..... 1993

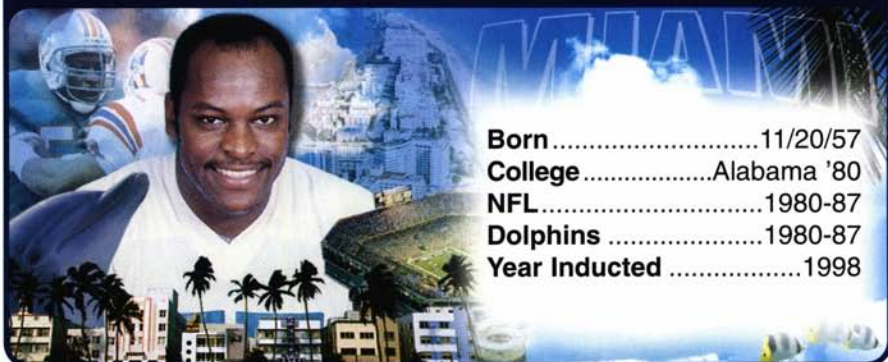
A rumbling giant in the Dolphin trenches for 12 seasons, Larry Little's very presence in leading a sweep was an intimidating force in a Miami running attack which led the NFL during the 1970s at 2,372 yards per season. Coming out of Bethune-Cookman in 1967, Little entered the NFL as an undrafted free agent with the San Diego Chargers for a \$750 bonus. He was traded to the Dolphins on July 2, 1969, in exchange for Miami cornerback Mack Lamb, a former high school teammate. After having started just four games during his two seasons with the Chargers, Little emerged with the Dolphins and played in 158 regular season games with 152 starting assignments. He also started 12 playoff games for Miami and was a key ingredient of the Dolphins' back-to-back Super Bowl championship teams of 1972 and '73. Little earned All-Pro honors six times (1971-75 and 1977) and was a Pro Bowl selection on four occasions (1971-74). He was the first player in league history to be named as AFC Offensive Lineman of the Year three straight seasons (1970-72) by the NFL Players' Association. Little, who anchored the offensive line which helped set a then-NFL record with 2,960 rushing yards during the Dolphins' "perfect season" in 1972, was named by the National 1,000-Yard Club as the league's Outstanding Blocker for the '72 campaign. A native Floridian, Little was the first Dolphin player inducted into the Florida Sports Hall of Fame, on March 6, 1978. In 1990, he was voted as a guard on the Dolphins' Silver Anniversary all-time team. Little was elected into the Hall of Fame in his eighth year of eligibility after having been a finalist on three occasions. On December 13, 1993, he was enshrined on the Dolphin Honor Roll at Pro Player Stadium.

## SHULA IS COACH TO HALL OF FAMERS



Hall of Fame and former Dolphins Head Coach Don Shula has had 14 of his former players enshrined into the Pro Football Hall of Fame in Canton, Ohio. The most recent inductee was Nick Buoniconti, who played linebacker under Shula with the Dolphins from 1970-76, and entered the Hall in 2001. Of this group, seven played for Shula while he was Head Coach with the Baltimore Colts (1963-69), while seven were on his teams with the Dolphins (1970-95). This total of 14 is tied for the second-most players that an NFL head coach has had inducted into the Hall of Fame, along with Paul Brown and Vince Lombardi. They trail only George Halas, who had 25 players enshrined.

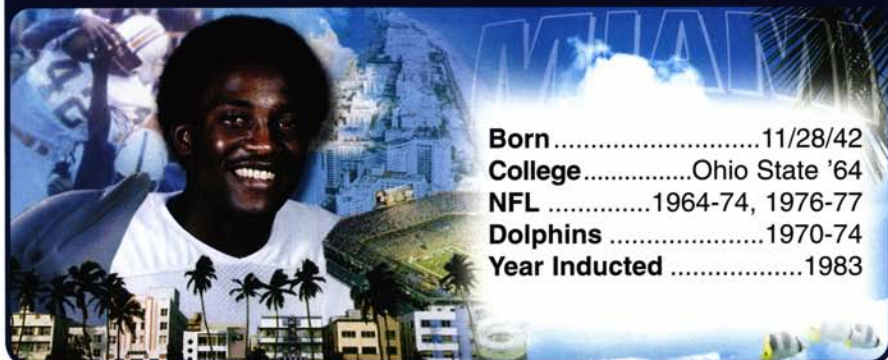
## Dwight Stephenson • 57 • Center



**Born** ..... 11/20/57  
**College** ..... Alabama '80  
**NFL** ..... 1980-87  
**Dolphins** ..... 1980-87  
**Year Inducted** ..... 1998

Dwight Stephenson spent his entire career with the Dolphins, and was considered by many to be the "best at his position ever" in the NFL. He was selected to five straight Pro Bowls (1983-87), and earned starting honors in four of those contests (1983-86). His four Pro Bowl starts is tied for the third-most in team history. Stephenson anchored an offensive line which allowed the fewest sacks in the NFL each of his seasons as a starter and enabled Miami quarterback Dan Marino to set numerous passing records. His playing career ended prematurely after suffering torn anterior cruciate and lateral collateral ligaments in his left knee against the New York Jets on December 7, 1987, when he was hit unexpectedly by Marty Lyons on a New York fumble return. Stephenson's greatest honor during his playing days came in 1985 when he was selected as the Miller Lite/NFL Man of the Year for his work in charity and community projects, the first Dolphin to win that award. Stephenson also served as an Assistant Offensive Line Coach on Don Shula's Dolphin staff in 1992. Before joining the Dolphins as a second round draft choice in 1980, he had an outstanding college career at Alabama, where he was called "the greatest center I have ever coached" by the late Paul "Bear" Bryant. He was elected to the Pro Football Hall of Fame in his sixth year of eligibility after having been a finalist on five occasions. In 1990, he also was voted as the center on the Dolphins' Silver Anniversary all-time team, and on December 12, 1994, he was enshrined on the Dolphin Honor Roll at Pro Player Stadium.

## Paul Warfield • 42 • Wide Receiver



**Born** ..... 11/28/42  
**College** ..... Ohio State '64  
**NFL** ..... 1964-74, 1976-77  
**Dolphins** ..... 1970-74  
**Year Inducted** ..... 1983

Paul Warfield sandwiched two stints with the Cleveland Browns around a five-year career with the Dolphins. After spending his first six seasons in the NFL with the Browns (1964-69), Warfield was acquired by Miami in January of 1970 in exchange for a first-round pick in the upcoming draft. In his five seasons with the Dolphins, Warfield had 156



receptions for 3,355 yards (21.5 average) and 33 TDs – good enough to place him 16th on the team's all-time receiving list. A member of both the '72 and '73 Super Bowl championship teams, he was selected to play in the Pro Bowl all five years he was with the Dolphins (once as a starter), in addition to being named to the AFC squad twice with the Browns. Warfield, one of two Dolphins (along with Mark Ingram) in the team's history to score four touchdowns in one game, also played one season with the Memphis Southmen of the World Football League (1975) before finishing his career with Cleveland (1976-77). His career receiving totals in the NFL are: 427 receptions for 8,565 yards (20.1 average) and 85 TDs. His 85 touchdown catches is tied for the eighth highest career total in NFL history. He was elected to the Hall of Fame in his first year of eligibility. In 1990, he also was voted as a wide receiver on the Dolphins' Silver Anniversary all-time team, and on November 19, 1990, he was enshrined on the Dolphin Honor Roll at Pro Player Stadium.

### PAUL WARFIELD'S CAREER STATISTICS

YEAR	TEAM	G-S	NO.	YDS.	AVG.	LG	TD
1964	Cleveland	14-NA	52	920	17.7	62t	9
1965	Cleveland	1-NA	3	30	10.0	13	0
1966	Cleveland	14-NA	36	741	20.6	51	5
1967	Cleveland	14-NA	32	702	21.9	49t	8
1968	Cleveland	14-NA	50	1067	21.3	65t	12
1969	Cleveland	11-NA	42	886	21.1	82t	10
1970	Miami	14-14	28	703	25.1	54	6
1971	Miami	12-11	43	996	23.2	86t	11
1972	Miami	14-14	29	606	20.9	47	3
1973	Miami	14-14	29	514	17.7	45	11
1974	Miami	14-14	27	536	19.9	54	2
1975	Memphis*	10-NA	25	422	16.9	44t	3
1976	Cleveland	14-14	38	613	16.1	37t	6
1977	Cleveland	14-9	18	251	13.9	52t	2
<b>MIAMI TOTALS</b>		<b>68-67</b>	<b>156</b>	<b>3355</b>	<b>21.5</b>	<b>86t</b>	<b>33</b>
<b>CLEVELAND TOTALS</b>		<b>96-NA</b>	<b>271</b>	<b>5210</b>	<b>19.2</b>	<b>82t</b>	<b>52</b>
<b>NFL TOTALS</b>		<b>164-NA</b>	<b>427</b>	<b>8565</b>	<b>20.1</b>	<b>86t</b>	<b>85</b>
<b>MIAMI PLAYOFFS</b>		<b>11-11</b>	<b>34</b>	<b>717</b>	<b>21.1</b>	<b>75t</b>	<b>4</b>
<b>CLEVELAND PLAYOFFS</b>		<b>7-7</b>	<b>24</b>	<b>404</b>	<b>16.8</b>	<b>56</b>	<b>1</b>
<b>PLAYOFF TOTALS</b>		<b>18-18</b>	<b>58</b>	<b>1121</b>	<b>19.3</b>	<b>75t</b>	<b>5</b>


\*stats with WFL Memphis not included in career totals

### MEL PHILLIPS AMONG NFL'S LONGEST TENURED COACHES WITH SAME TEAM

Dolphins secondary coach Mel Phillips embarks on his 24th season as an NFL assistant coach in 2003, with each of the last 18 having been with the Dolphins after he joined the team in 1985 following a five-year stint with Detroit (1980-84). This streak ties Phillips for third among NFL coaches for the longest current streak of having been with the same team. He trails only Pittsburgh running backs coach Dick Hoak (1972), 49ers physical development coordinator Jerry Attaway (1983) and Bengals running backs Jim Anderson (1984). He is tied with Bills strength and conditioning coach Rusty Jones and Lions defensive assistant Don Clemons.



## RETIRED JERSEY #12



Bob Griese's No. 12 jersey became the first Dolphin number to be retired, on May 6, 1982, in ceremonies at the Dolphins' annual awards banquet.

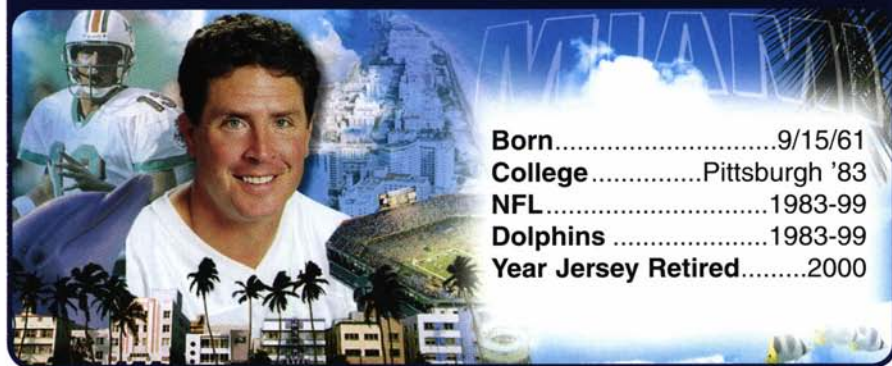
No other player in the history of the Dolphins, either before or after Griese, wore No. 12 in regular season play.

Griese was further recognized when he was elected to the Pro Football Hall of Fame in 1990.

For a full bio of Griese, please see the Hall of Fame section of the media guide.

## RETIRED JERSEY #13

### Dan Marino • Quarterback



Born.....9/15/61  
College.....Pittsburgh '83  
NFL.....1983-99  
Dolphins.....1983-99  
Year Jersey Retired.....2000

## PRO CAREER

Dan Marino's number 13 jersey became the second Dolphin uniform number to be retired, on Sunday, September 17, 2000, at halftime of the Dolphins-Baltimore Ravens game at Pro Player Stadium . . . He was also inducted into the Dolphin Honor Roll on that date . . . The only other Dolphin player to wear No. 13 was safety Jake Scott, who wore that number from 1970 through 1975 . . . Marino will be eligible to be inducted into the Pro Football Hall of Fame with the Class of 2005 . . . He announced his retirement on March 13, 2000 . . . Marino ranks among the NFL's all-time top ranked passers . . . In his 17-year career, Marino played in 242 games (240 starts) and he is 4967-8358 (59.4%) for 61,361 yards, 420 touchdowns, and 252 interceptions for an 86.4 passing efficiency rating, which ranks sixth among the all-time passing leaders . . . Marino holds 37 Dolphins regular season team records (49 overall, including playoffs) and is tied for four others (six, including playoffs) . . . He holds 24 NFL regular season records and is tied for three others . . .

## RECORD WHEN MARINO . . .

(Regular Season)

Threw 0 Touchdowns.....	16-23	Was Not Intercepted .....	62-23
Threw 1 Touchdown.....	45-31	Was Intercepted .....	85-72
Threw 2 Touchdowns.....	45-20	Played on Grass.....	108-54
Threw 3 Touchdowns.....	25-16	Played on Turf .....	39-41
Threw 4 Touchdowns.....	12-3	Played in Domes.....	15-14
Threw 5 Touchdowns .....	4-1	Played on Monday Night.....	19-18
Threw 6 Touchdowns.....	0-1	Played on Sunday Night .....	11-4
Threw at least 1 TD .....	131-72	Played on Thursday Night.....	1-0
Was Not Sacked .....	68-33	Played in Prime Time .....	31-22
Was Sacked.....	79-62	Played in Overtime.....	7-8
Rushed for a Touchdown.....	7-2		

**AMONG NFL LEADERS:** With a career passing efficiency of 86.4, Marino currently ranks sixth on the all-time list of passers, behind only Kurt Warner, Steve Young, Joe Montana, Jeff Garcia and Brett Favre:

## TOP TEN NFL ALL-TIME LEADING PASSERS

PLAYER	YRS.	ATT.	COMP.	PCT.	YDS.	TD	INT.	RATING
Kurt Warner*	5	1623	1083	66.7	14,082	101	64	98.2
Steve Young	15	4149	2667	64.3	33,124	232	107	96.8
Joe Montana	15	5391	3409	63.2	40,551	273	139	92.3
Jeff Garcia*	4	1968	1224	62.2	13,704	95	43	89.9
Brett Favre *	12	5993	3652	60.9	42,285	314	188	86.7
<b>DAN MARINO</b>	<b>17</b>	<b>8358</b>	<b>4967</b>	<b>59.4</b>	<b>61,361</b>	<b>420</b>	<b>252</b>	<b>86.4</b>
Peyton Manning*	5	2817	1749	62.1	20,618	138	100	85.9
Rich Gannon*	14	3913	2367	60.5	26,945	171	98	85.3
Mark Brunell *	9	3561	2142	60.2	25,309	142	86	85.1
Brad Johnson*	11	2831	1747	61.7	19,428	114	74	84.6

\* - active

Marino also is among the winningest-ever quarterbacks in NFL regular season history, ranking second in all time regular season victories as a starter . . . His 16-13 overtime win vs. Tennessee on Sept. 7, 1997 tied him with Fran Tarkenton for second place on the all-time win list, and his 17-14 victory versus Kansas City on Oct. 5, 1997 moved him into sole possession of second place, trailing only Denver's John Elway:

## MOST ALL-TIME VICTORIES BY NFL STARTING QUARTERBACKS

(Regular Season)

PLAYER	TEAMS	NFL SEASONS	W-L-T	PCT.
1. John Elway	Denver	16	148-82-1	.643
<b>2. DAN MARINO</b>	<b>MIAMI</b>	<b>17</b>	<b>147-93-0</b>	<b>.613</b>
3. Fran Tarkenton	Minn./N.Y. Giants	18	125-109-6	.533

In his career, with 8,358 attempts, Marino ranks first in NFL history in pass attempts, breaking Fran Tarkenton's NFL record of 6,467 attempts on Dec. 11, 1995 vs. Kansas City . . . Marino tied Tarkenton's record with a two yard completion to Eric Green in the fourth quarter of that game and broke the record with an incomplete pass intended for Randal Hill later in that quarter . . . With 4,967 pass completions, Marino ranks first in NFL history in completions, breaking Fran Tarkenton's NFL record of 3,686 completions on Oct. 8, 1995 vs. Indianapolis . . . Marino tied Tarkenton's record with a five yard touchdown pass to Irving Spikes in the first quarter of that game and broke the record with a six-yard completion to Keith Byars in the second quarter . . . With 61,361 yards passing, Marino ranks first in NFL history in total yards passing, breaking Fran Tarkenton's NFL record of 47,003 passing yards on Nov. 12, 1995 vs. New England on a nine-yard completion to Irving Fryar in the first quarter . . . With 420



touchdown passes, Marino ranks first in NFL history in touchdown passes, breaking Tarkenton's NFL record of 342 TD passes with a six-yard TD pass to Keith Byars in the second quarter on Nov. 26, 1995 at Indianapolis . . . Marino tied Tarkenton's record with a four-yard touchdown pass to O.J. McDuffie in the third quarter on Nov. 20 vs. San Francisco . . .

**YARDAGE:** Marino's 61,361 yards passing rank first on the NFL's all-time career passing yardage list . . . On Oct. 17, 1999 at New England, Marino's eight yard pass to Tony Martin (his only completion of the game) made him the first quarterback in NFL history to pass for 60,000 career yards . . . On Nov. 12, 1995 vs. New England, with a nine-yard completion to Irving Fryar in the first quarter, Marino passed Fran Tarkenton (47,003 career passing yards), breaking Tarkenton's NFL record for most career passing yards and moving into first place on the NFL all-time career passing yardage list:

## NFL CAREER PASSING YARDAGE LEADERS

1. <b>DAN MARINO</b> .....61,361 (17)	11. Boomer Esiason .....37,920 (14)
2. John Elway .....51,475 (16)	12. Jim Kelly .....35,467 (11)
3. Warren Moon .....49,325 (17)	13. Jim Everett .....34,837 (12)
4. Fran Tarkenton .....47,003 (18)	14. Jim Hart .....34,665 (18)
5. Dan Fouts .....43,040 (15)	15. Steve DeBerg .....34,241 (17)
*6. Brett Favre .....42,285 (12)	*16. Drew Bledsoe .....34,016 (10)
7. Joe Montana .....40,551 (16)	17. John Hadl .....33,503 (16)
8. Johnny Unitas .....40,239 (18)	18. Phil Simms .....33,462 (14)
*9. Vinny Testaverde .....39,558 (16)	19. Steve Young .....33,124 (15)
10. Dave Krieg .....38,151 (19)	20. Troy Aikman .....32,942 (12)

( ) - number of years played

\* - active players

Marino reached the 50,000, 40,000 and 30,000 yards passing plateaus faster than any quarterback in NFL history . . . Marino is the only quarterback in NFL history to have six 4,000-yard seasons (1984-86, 1988, 1992, 1994) . . . Warren Moon (four, 1990-91, 1994-95), Peyton Manning (four, 1999-2002), Dan Fouts (three, 1979-81), Brett Favre (three, 1995, 1998-99), Drew Bledsoe (three, 1994, 1996, 2002), Steve Young (two, 1993, 1998), and Kurt Warner (two, 1999, 2001) are the only other QBs to have multiple 4,000-yard seasons . . . Along with Fouts and Manning, he is the only other QB to pass for 4,000 yards in three or more straight seasons (1984-86) . . . Marino passed for 3,000 or more yards 13 times (1984-92, 1994-95, 1997-98) in his 17 seasons in the NFL . . . When he went over the 3,000-yard passing mark on Dec. 21, 1998 vs. Denver, it marked the 13th time he passed for 3,000 or more yards, breaking his tie with John Elway and re-setting the NFL record for most 3,000 yard seasons . . . Marino originally set the record for most 3,000 yard seasons in 1991, his eighth year of passing for 3,000 or more yards before Elway tied that record in 1996 . . . Before setting that NFL record, Marino had been tied with Joe Montana (1981, 1983-85, 1987, 1989-90) for the previous record of seven 3,000-yard seasons . . . Marino extended that mark to 11 seasons before being tied by Elway in 1996, and Marino now holds the NFL record alone by extending that mark to 13 seasons . . . Marino led the NFL in passing yards five times during a season, having accomplished that feat in 1984-86, 1988, and 1992 . . . Marino tied the NFL record for most seasons leading the league in passing yardage (five) with Sonny Jurgensen (1961-62, 1966-67, 1969) . . . Marino had 13 career 400-yard games (15, including playoffs) and the Dolphins were 8-5 in those 13 games (9-6 overall, including the playoffs) . . . Marino had 63 career regular season 300-yard games (67, including playoffs), and the Dolphins were 37-26 in those 63 300-yard games (38-29 overall, including playoffs) . . . Marino's 63 career 300-yard passing games extended his own NFL record for most career 300-yard passing games . . . He broke Dan Fouts' former NFL record of 51 career 300-yard games on Dec. 3, 1995 vs. Atlanta when Marino had 343 yards passing, the 52nd regular season game of 300 or more yards passing in his career . . . Marino tied Fouts' record of 51 regular season career 300-yard games when he had 333 yards passing on Nov. 12, 1995 vs. New England . . . Marino owns the top 11 and 42 of the top 50 passing yardage games in Dolphins history as well as 67 of the 81 300-yard passing games in club history . . .

**TOUCHDOWN PASSES:** Marino's first touchdown pass on Nov. 26, 1995 at Indianapolis, a six-yard TD pass to Keith Byars with 13:54 elapsed in the second quarter, was Marino's 343rd TD pass of his career, breaking Fran Tarkenton's former NFL record of most career touchdown passes (342), making Marino the league's all-time leader in career TD passes . . . Marino tied Tarkenton's record vs. San Francisco on November 20, 1995, with a four-yard TD pass to O.J. McDuffie in the third quarter . . . On Nov. 29th, 1998 vs. New Orleans, Marino's



seven-yard touchdown pass to O.J. McDuffie was the 400th TD pass of his career, becoming the first quarterback in NFL history to throw for 400 touchdown passes . . . Marino recorded 420 career touchdown passes:

## TOP TWENTY, CAREER TOUCHDOWN PASSES

1. <b>DAN MARINO</b> .....420 (17)	11. Boomer Esiason .....247 (14)
2. Fran Tarkenton .....342 (18)	12. John Hadl .....244 (16)
*3. Brett Favre .....314 (12)	*Vinny Testaverde .....244 (16)
4. John Elway .....300 (16)	14. Len Dawson .....239 (19)
5. Warren Moon .....291 (17)	15. Jim Kelly .....237 (11)
6. Johnny Unitas .....290 (18)	16. George Blanda .....236 (26)
7. Joe Montana .....273 (16)	17. Steve Young .....232 (15)
8. Dave Krieg .....261 (19)	18. John Brodie .....214 (16)
9. Sonny Jurgensen .....255 (18)	19. Y.A. Tittle .....212 (15)
10. Dan Fouts .....254 (15)	Terry Bradshaw .....212 (14)

( ) - number of years played                      \* - active players

Marino reached the 300 and 200 touchdown passes plateaus faster than any quarterback in NFL history . . . In his career Marino threw at least one TD pass in 203 of his 242 regular-season games as well as in 16 of his 18 playoff games (219 of 260 overall) . . . Overall in Marino's career, the Dolphins were 16-23 in the 39 regular season games in which Marino failed to throw a touchdown pass (and 16-25 in his 41 overall games, including playoffs) . . . Marino did not throw a touchdown pass in consecutive games only six times in his career . . . He never went three games in a row in his career without a TD pass . . . Marino had six career games of throwing five or more touchdown passes, and the Dolphins were 4-2 in those contests . . . Marino had 21 career games passing for four or more touchdowns, and he was 16-5 in those 21 contests . . . When Marino threw for five touchdowns on September 4, 1994 vs. New England, it was the 18th time he threw for four or more touchdowns, breaking an NFL record he had shared with Johnny Unitas for most career games (17) throwing four or more touchdown passes . . . Overall in his career he threw three or more touchdowns in 62 games (67, including playoffs), and he was 41-21 in those contests (44-23 including post-season games) . . . Marino threw for 20 or more TD passes in 13 of his 17 years in the NFL . . . The only seasons when he failed to reach 20 TD passes came in 1999, 1997, 1996 and in 1993, a season when he played only five games due to injury . . . By throwing for 20 touchdown passes in 1998, he extended his own NFL record for most years throwing for 20 or more touchdown passes to 13 seasons . . . In 1991, Marino became the first quarterback in NFL history to throw 20 or more touchdown passes nine different times . . . He and Johnny Unitas had been tied for the old record as the only NFL quarterbacks ever to throw 20 or more touchdown passes in eight different seasons before Marino broke that mark with his ninth season of 20 or more touchdown passes; Marino accomplished his record-setting feat in his first nine seasons in the league, while Unitas played 18 seasons in the NFL . . . Marino also is the only player in NFL history to throw 20 or more touchdown passes in his first ten NFL seasons and in ten consecutive seasons . . . Four times in his career (1984-86, 1994) Marino threw for 30 or more touchdowns, and he is second to Brett Favre (six, 1994-98, 2001) for the NFL record of most seasons throwing 30 or more touchdown passes . . . Marino is the only QB to throw 40 or more touchdowns in two different seasons (1984, 1986) . . .

**TOTAL OFFENSE:** With 61,361 yards passing along with 87 yards rushing, Marino had 61,448 yards in total offense (combined rushing and passing yards) in his career, and he is the all-time NFL leader in that category:

## ALL-TIME NFL TOTAL OFFENSE LEADERS

NAME	TOTAL YARDS	PASSING YARDS	RUSHING YARDS	NFL SEASONS
1. <b>DAN MARINO</b>	<b>61,448</b>	<b>61,361</b>	<b>87</b>	<b>17</b>
2. John Elway	54,882	51,475	3,407	16
3. Warren Moon	51,061	49,325	1,736	17
4. Fran Tarkenton	50,677	47,003	3,674	18
5. Brett Favre	43,917	42,285	1,632	12

**INTERCEPTIONS:** In his career, Marino did not throw an interception in 85 games (90, including playoffs) . . . The Dolphins were 62-23 in those 85 games in which he was not intercepted (66-24, including playoffs) . . . Overall in his career, Marino threw 30 interceptions that were returned for touchdowns, 29 in the regular season and one in the playoffs . . .

**SACKS:** For the first eight years of Marino's career (1983-90), the Dolphins allowed the fewest sacks in the NFL . . .

**RUSHING AND RECEIVING:** In his career, Marino rushed for a touchdown nine times in the regular season (ten, including playoffs): Dec. 27, 1998 at Atlanta, three yards; Dec. 12, 1994 vs. Kansas City, four yards; Sept. 26, 1993 at Buffalo, four yards; Dec. 15, 1991 at San Diego, 10 yards; Dec. 10, 1989 vs. New England, one yard; Oct. 15, 1989 at Cincinnati, one yard; Dec. 7, 1987 vs. N.Y. Jets, five yards; Nov. 20, 1983 vs. Baltimore, one yard; and Oct. 30, 1983 vs. L.A. Rams, two yards (and one playoff contest – Jan. 12, 1991 at Buffalo in AFC Divisional Playoff contest, two yards) . . . The Dolphins were 7-2 in those regular season contests (7-3 including playoff games) when Marino rushed for a touchdown . . . Marino caught one pass in his career, on Nov. 12, 1995 vs. New England, when he caught his own deflected pass for a six-yard loss . . .

**SERVICE:** On Sept. 13, 1999, at Denver Marino began his 17th year of service with the Dolphins adding to his club record for most seasons as a Dolphin . . . In 1998 he broke Bob Kuechenberg's former club record for most seasons as a Dolphin (15 seasons), which Kuechenberg originally set from 1970-84 . . . Marino played in 242 regular season games with Miami . . . Marino missed 23 games during his career due to injuries . . . Overall in those 23 games that he missed due to injury, the Dolphins were 12-11 . . .

**NFL RECORDS:** Overall, Marino holds 24 NFL regular season records and is tied for three others . . . In addition to the above records for attempts, completions, yardage and touchdowns, Marino holds NFL single season records for yards (5,084 in 1984) and touchdowns (48 in 1984) . . . Having led the NFL in attempts in 1984, 1986, 1988, 1992, and 1997, Marino set a new NFL record for most seasons leading the league in pass attempts (five) . . . He had previously been tied with three other quarterbacks (Sammy Baugh, Johnny Unitas, George Blanda) who led the NFL in that category four times each . . . Having led the NFL in completions from 1984-86, 1988, 1992 and 1997, Marino set a new NFL record for most seasons leading the league in pass completions (six) . . . He had previously been tied with Sammy Baugh, who led the NFL in that category in five seasons . . . Marino and Blanda (1963-65) are the only QBs to lead the NFL in completions three consecutive years . . . Having led the NFL in passing yards from 1984-86, 1988 and 1992, Marino joined Sonny Jurgensen as the only players to have led the NFL in passing yards in five seasons, and only Dan Fouts (1979-82) has led the league longer consecutively in yardage (four seasons) . . .

**COMEBACKS:** Over the course of Marino's 17-year career with the Dolphins, he brought the team back from a fourth quarter deficit a total of 37 times, with 21 fourth quarter triumphs at home and 16 on the road . . . Included in that total were three playoff games in which Marino led Miami back in the fourth quarter . . . Marino's total of 37 fourth quarter comeback wins does NOT include 13 additional games, (12 in the regular season and one in the playoffs), that Marino won when the Dolphins were tied (but never did trail) in the fourth quarter, ten at home (one playoff contest and nine regular season games) and three on the road; If those 13 fourth-quarter tied situations are included, then Marino led the Dolphins on a total of 50 game-winning drives (31 at home and 19 on the road) . . . With 37 fourth quarter comeback victories, Marino ranks second in that category: Denver's John Elway has 43 final period come-from behind wins:

## ALL-TIME FOURTH QUARTER COMEBACK DRIVES

PLAYER	TEAMS	FOURTH QUARTER COMEBACK DRIVES
1. John Elway	Denver	43
2. <b>DAN MARINO</b>	<b>MIAMI</b>	<b>37</b>
3. Joe Montana	San Francisco, Kansas City	31
4. Jim Kelly	Buffalo	24

In Marino's 37 career fourth quarter comebacks, he completed 280 of 441 passes (63.5%) for 3,710 yards with 29 touchdowns and eight INTs in the final stanza for a rating of 104.4 . . .

**UNDER DON SHULA:** Marino is one of ten quarterbacks to have started games when Don Shula coached the Dolphins, from 1970 through 1995, and his 184 regular season starts under Shula is the most by any Dolphins quarterback during that time:



## DOLPHINS STARTING QUARTERBACKS UNDER DON SHULA

QUARTERBACK	YEARS	STARTS
Bob Griese	1970-80	119
George Mira	1971	1
Earl Morrall	1972-76	12
Don Strock	1974-87	20
David Woodley	1980-83	40
<b>DAN MARINO</b>	<b>1983-95</b>	<b>184</b>
Kyle Mackey (Replacement games)	1987	3
Scott Mitchell	1990-93	7
Steve DeBerg	1993	4
Bernie Kosar	1995	2

In addition, in Shula's coaching career (including his tenure as head coach of the Colts from 1963-69), Marino accounted for more wins during that span than any other quarterback who played under Shula:

## DON SHULA'S CAREER RECORD BY QUARTERBACK

COACH SHULA WITH BALTIMORE (1963-69)						
PLAYER	REGULAR SEASON			PLAYOFFS		OVERALL RECORD
Johnny Unitas	56-22-3	.710		0-1-0	.000	56-23-3 .701
Earl Morrall	14- 1-1	.906		2-1-0	.667	16- 2-1 .868
Gary Cuozzo	1- 0-0	1.000				1- 0-0 1.000
Tom Matte				0-1-0	.000	0- 1-0 .000
<b>TOTALS</b>	<b>71-23-4</b>	<b>.745</b>		<b>2-3-0</b>	<b>.400</b>	<b>73-26-4 .728</b>

COACH SHULA WITH MIAMI (1970-95)						
PLAYER	REGULAR SEASON			PLAYOFFS		OVERALL RECORD
<b>DAN MARINO</b>	<b>116-68-0</b>	<b>.630</b>		<b>6-07-0</b>	<b>.462</b>	<b>122-75-0 .619</b>
Bob Griese	82-36-1	.693		6- 5-0	.545	88-41-1 .681
David Woodley	27-12-1	.688		3- 2-0	.600	30-14-1 .677
Don Strock	14- 6-0	.600				14- 6-0 .700
Earl Morrall	11- 1-0	.917		2- 0-0	1.000	13- 1-0 .929
Scott Mitchell	3- 4-0	.429				3- 4-0 .429
Steve DeBerg	2- 2-0	.500				2- 2-0 .500
George Mira	1- 0-0	1.000				1- 0-0 1.000
Kyle Mackey	1- 2-0	.333				1- 2-0 .333
Bernie Kosar	0- 2-0	.000				0- 2-0 .000
<b>TOTALS</b>	<b>257-133-2</b>	<b>.658</b>		<b>17-14-0</b>	<b>.548</b>	<b>274-147-2 .648</b>

Marino's 116 wins under Shula are the most victories by a head coach - quarterback combination in NFL history, surpassing the previous high of 107 wins recorded by Pittsburgh's Chuck Noll and Terry Bradshaw . . . In addition, the Marino-Shula duo was together for 13 seasons, which is tied for the second longest quarterback-head coach combination in NFL history:

## LONGEST RUNNING QB-COACH COMBINATIONS IN NFL HISTORY

QUARTERBACK	COACH	TEAM	YEARS TOGETHER
1. Terry Bradshaw	Chuck Noll	Pittsburgh	1970-1983 (14)
2. <b>DAN MARINO</b>	<b>DON SHULA</b>	<b>MIAMI</b>	<b>1983-1995 (13)</b>
Danny White	Tom Landry	Dallas	1976-1988 (13)
4. Len Dawson	Hank Stram	Kansas City	1963-1974 (12)
5. Bob Griese	Don Shula	Miami	1970-1980 (11)
Roger Staubach	Tom Landry	Dallas	1969-1979 (11)

**HONORS:** Marino won the AFC Offensive Player of the Week honor 18 times in the regular season (and 20 times overall, including playoffs), as well as two AFC Player of the Month Awards in his 17-year NFL career . . . It is the most times any player has won Player of the Week honors since the award was instituted in 1984 . . . John Elway is second with 15 awards



(in addition to two Player of the Month Awards), Joe Montana is third with 13 awards, while Boomer Esiason is tied for fourth with 12 awards (he also has two Player of the Month Awards) along with Steve Young and Jerry Rice . . . Marino won the AFC Player of the Week Award twice in the same season five times in his career (1984, 1985, 1988, 1989, 1999) . . . Including playoff games, Marino has won multiple weekly awards seven different years . . .

**MAN OF THE YEAR AWARD:** On January 28, 1999, Marino was named as the 1998 Sprint/NFL Man of the Year . . . It is the only league-sponsored award that recognizes player community service as well as excellence on the field . . . Off the field, Marino established the Dan Marino Foundation, which was created to benefit children's charities in South Florida . . . He hosted events throughout the year to raise money for the foundation . . . One major project was the newly created Miami Children's Hospital/Dan Marino Center in Weston, Florida that opened in 1998 and offers comprehensive health care to children with chronic medical needs . . . Marino also spearheaded the Dolphins' annual Thanksgiving turkey giveaway each year in conjunction with the Daily Bread Food Bank...Marino was the Dolphins' United Way representative in 1994-96 and has been a strong supporter of their programs . . . In 1998, Marino was chosen as one of three national spokesmen for the NFL's 25-year anniversary with United Way . . . Marino became the second Dolphin player to win the NFL Man of the Year Award; Dwight Stephenson won that honor in 1985 . . .

**SOUTH FLORIDA AWARDS:** In balloting of South Florida media for the Dolphins' Most Valuable Player Award, Marino won that award twelve times (1983-92, 1994-95) . . . Marino passed Bob Griese, who won that award six times (1967-68, 1970-71, 1974, 1977) . . . Marino won the MVP award each of his first ten years in the league (1983-92), and no other Dolphin has ever won more than two consecutive MVP awards . . . In addition, in 1995 Marino was named the winner of the Miami Dolphins' Leadership Award for the first time, an award presented annually to the Miami player chosen by Dolphin management and coaches for leadership on and off the playing field . . . Marino again won the Leadership Award in 1997, this time chosen by his teammates . . . Marino won the Dolphins' Outstanding Offensive Back award ten times (1983-90, 1992, 1994) . . . His ten years winning that award surpassed the former team high set by Larry Csonka (1970-74, 1979), who had won that award six times...In 1998 Marino was chosen by the Dolphins organization as the club's winner of the annual Community Service Award . . . It was the second time in Marino's career that he had been selected as the winner of this award, having also been honored in 1996 . . . Since the award was first instituted in 1987, Marino is one of only three players to be honored more than once (John Offerdahl, 1989-90 and Bryan Cox, 1994-95) . . .

**PLAYOFF CAREER:** In his playoff appearances, Marino extended his Dolphin career playoff records for most attempts, completions, yards passing, and touchdown passes, playing in 18 playoff games, while Bob Griese, runner-up in all four categories, played in 12 post-season contests:

## MARINO'S MIAMI DOLPHINS CAREER PLAYOFF RECORDS

TD PASSES	YARDS	ATTEMPTS	COMPLETIONS	INTERCEPTIONS
<b>32 MARINO</b>	<b>4,510 MARINO</b>	<b>687 MARINO</b>	<b>385 MARINO</b>	<b>24 MARINO</b>
10 Griese	1,467 Griese	208 Griese	112 Griese	12 Griese

Marino attempted 687 passes in his playoff career...He ranks second on the all-time NFL playoff list for most passes attempted; Joe Montana is first in NFL playoff history with 734 passes attempted . . . On Jan. 2, 2000, in an AFC Wild Card contest at Seattle, Marino moved into second place among the all-time NFL pass attempt leaders, passing John Elway, who had 651 attempts . . . Marino completed 385 passes in his playoff career . . . On Jan. 2, 1999, in an AFC Wild Card contest vs. Buffalo, he surpassed Jim Kelly (322) and John Elway to move into second place among the all-time NFL pass completion leaders; Joe Montana is first with 460 pass completions while Elway is third with 355 completions . . . Marino passed for 4,510 yards in his playoff career . . . On Jan. 2, 1999, in an AFC Wild Card contest vs. Buffalo, he surpassed Jim Kelly (3,863) and moved into third place among the all-time NFL passing yardage leaders; Joe Montana is first with 5,772 passing yards and John Elway is second with 4,964 yards passing:

## MOST PASSING YARDS IN NFL POSTSEASON HISTORY

PLAYER	TEAMS	PASSING YARDS	PLAYOFF GAMES
1. Joe Montana	San Francisco/Kansas City	5,772	23
2. John Elway	Denver	4,964	22
3. <b>DAN MARINO</b>	<b>MIAMI</b>	<b>4,510</b>	<b>18</b>
4. Brett Favre	Green Bay	4,187	17
5. Jim Kelly	Buffalo	3,863	17

Marino had four postseason games of 300 or more passing yards, which ties him with Kurt Warner, Warren Moon, Troy Aikman, and John Elway for the third highest total in postseason history, surpassed only by the five 300-yard passing games by Dan Fouts and the six 300-yard passing games by Joe Montana . . . Marino threw 32 touchdowns passes in his 18 postseason games, the second highest career total in NFL history . . . In an AFC Wild Card contest on January 9, 2000 at Seattle, Marino's one-yard TD pass to Oronde Gadsden moved him past Terry Bradshaw into second place:

## MOST TOUCHDOWN PASSES IN NFL POSTSEASON HISTORY

PLAYER	TEAMS	TOUCHDOWN PASSES	PLAYOFF GAMES
1. Joe Montana	San Francisco/Kansas City	45	23
2. <b>DAN MARINO</b>	<b>MIAMI</b>	<b>32</b>	<b>18</b>
3. Terry Bradshaw	Pittsburgh	30	19
Brett Favre	Green Bay	30	17
5. John Elway	Denver	27	22

Marino threw at least one touchdown pass in 16 of his 18 playoff contests, throwing a TD pass in his first 13 postseason contests before being held without a touchdown pass in an AFC Wild Card game on Dec. 28, 1997 at New England . . . He also failed to throw a touchdown pass in an AFC Divisional Playoff matchup at Denver on Jan. 9, 1999 . . . Marino's 13-game postseason streak with at least one touchdown pass establishes the NFL record for the most consecutive games with a touchdown pass, and he broke that record on December 31, 1984 vs. Kansas City when he threw a touchdown pass for the 11th consecutive game before extending the mark to 13 straight games following his two touchdowns at Buffalo in an AFC Wild Card playoff game on Dec. 30, 1995, before having that streak ended in an AFC Wild Card game at New England on Dec. 28, 1997 . . . Brett Favre tied that record in 2002:

## NFL RECORD, TOUCHDOWN PASSES IN CONSECUTIVE PLAYOFF GAMES

PLAYER	TEAM	CONSECUTIVE SEASONS	PLAYOFF GAMES WITH A TD PASS
<b>DAN MARINO</b>	<b>MIAMI</b>	<b>1983-95</b>	<b>13</b>
Brett Favre	Green Bay	1995-02 (current)	13
Joe Montana	San Francisco	1988-90	10
Ken Stabler	Oakland	1973-77	10
John Elway	Denver	1984-89	9

**PRO BOWL:** Marino was selected to nine Pro Bowls (1983-87, 1991-92, 1994-95), including seven as a starter (1983-86, 1992, 1994-95), but due to injuries he was able to play in only two games (1984, 1992) . . . Marino's nine Pro Bowl selections set a Dolphins record for most career selections, surpassing the former record of six selections that had previously been set by quarterback Bob Griese (1970-71, 1973-74, 1977-78), center Jim Langer (1973-78), and guard Bob Kuechenberg (1974-75, 1977-78, 1982-83) . . . Marino's seven Pro Bowl starts set a Dolphins record for career starts, surpassing the former record of five starts that had previously been set by Langer (1973-77) . . . When Marino was selected to the Pro Bowl following his rookie season in 1983, he became the youngest quarterback ever selected to the Pro Bowl:



## YOUNGEST PRO BOWL QUARTERBACKS (1970-02)

QUARTERBACK	TEAM	YEAR	AGE
<b>DAN MARINO*</b>	<b>MIAMI</b>	<b>1983</b>	<b>22 YEARS, 4 MONTHS, 14 DAYS</b>
Michael Vick	Atlanta	2002	22 years, 7 months, 7 days
Drew Bledsoe	New England	1994	22 years, 11 months, 22 days
Brett Favre	Green Bay	1992	23 years, 3 months, 28 days
<b>DAN MARINO</b>	<b>MIAMI</b>	<b>1984</b>	<b>23 YEARS, 4 MONTHS, 12 DAYS</b>
Peyton Manning	Indianapolis	1999	23 years, 10 months, 6 days
Bernie Kosar#	Cleveland	1987	24 years, 2 months, 13 days

\* Did not play due to injury

# Named to squad by AFC coaching staff as a "need" player

## PERSONAL

Married to Claire (1/30/85), Marino and his wife have six children, Daniel Charles (9/4/86), Michael Joseph (5/18/88), Joseph Donald (7/26/89), Alexandra Claire (5/13/92), Niki Lin (12/15/96) and Lia (7/12/95) and reside in Weston . . . An outstanding golfer . . . Teamed with golf pro Dan Pohl to win the championship at the AT&T Pebble Beach National ProAm in February, 1988, at Pebble Beach, Calif . . . Played in U.S. Open qualifier in 2001 . . . Served as honorary starter for the 1998 Daytona 500 . . . Is in his second year as a studio analyst for CBS' "The NFL Today" and his fourth season as a host of HBO's "Inside the NFL" . . . In '91 off-season worked as color commentator on USA cable network's coverage of World League of American Football . . . Played himself in movie "Ace Ventura: Pet Detective," which starred Jim Carrey, Sean Young and Courtney Cox and was one of the most popular films in 1994 . . . Appeared in 1998 movie "Holy Man", that starred Eddie Murphy . . . Appears in music video by Hootie and the Blowfish for song, "Only Wanna Be With You" . . . Has won each of the two NFL Quarterback Challenge competitions held in Hawaii . . . Has appeared on the cover of every national sports publication at least once, including second GQ cover appearance in Sept., 1996 . . . Established the Dan Marino Foundation, which helps support many South Florida charities . . . He also raised funds for his foundation through the "Touchdown for Tots" program, which raised over \$830,000 since its inception . . . As a sponsor of his own program, Marino donated \$500 for every touchdown he threw . . . Sponsors an annual golf tournament in February in Fort Lauderdale for the benefit of the Dan Marino Foundation, which in 2003 raised over \$400,000 . . . Helped create Miami Children's Hospital Dan Marino Center in Weston that opened in 1998 and offers comprehensive health care to children with chronic medical needs . . . Named as Sprint/NFL Man of the Year in 1998 . . . Named Miami Dolphins NFL Man of the Year each year from 1996-98 . . . Won the 1995 Ed Block Courage Award . . . Served as the Dolphins' 1994 United Way representative . . . In 1998, served as one of three NFL representatives appearing in a national public service announcement in honor of the NFL's 25-year partnership with the United Way . . . Had his neighborhood field in Pittsburgh named Dan Marino Field in March, 1990 . . . Was the number-one selection in the inaugural United States Football League draft in 1983, being chosen by the Los Angeles Express . . . Had been a fourth-round choice of baseball's Kansas City Royals in 1979 . . . Attended Central Catholic High School in Pittsburgh, lettering in football and baseball . . . Full name is Daniel Constantine Marino, Jr., born Sept. 15, 1961, in Pittsburgh, Pa.



## DAN MARINO'S NFL REGULAR SEASON STATISTICS

YEAR	TEAM	G-S	ATT.	COMP.	YDS.	PCT.	TD	INT.	LG	TKLD.	RATE
1983	Miami	11-9	296	173	2210	58.4	20	6	85t	10/80	96.0
1984	Miami	16-16	564	362	5084	64.2	48	17	80t	13/120	108.9
1985	Miami	16-16	567	336	4137	59.3	30	21	73	18/157	84.1
1986	Miami	16-16	623	378	4746	60.7	44	23	85t	17/119	92.5
1987	Miami	12-12	444	263	3245	59.2	26	13	59t	9/77	89.2
1988	Miami	16-16	606	354	4434	58.4	28	23	80t	6/31	80.8
1989	Miami	16-16	550	308	3997	56.0	24	22	78t	10/86	76.9
1990	Miami	16-16	531	306	3563	57.6	21	11	69t	15/90	82.6
1991	Miami	16-16	549	318	3970	57.9	25	13	54	27/182	85.8
1992	Miami	16-16	554	330	4116	59.6	24	16	62t	28/173	85.1
1993	Miami	5-5	150	91	1218	60.7	8	3	80t	7/42	95.9
1994	Miami	16-16	615	385	4453	62.6	30	17	64t	17/113	89.2
1995	Miami	14-14	482	309	3668	64.1	24	15	67t	22/153	90.8
1996	Miami	13-13	373	221	2795	59.2	17	9	74t	18/131	87.8
1997	Miami	16-16	548	319	3780	58.2	16	11	55	20/142	80.7
1998	Miami	16-16	537	310	3497	57.7	23	15	61t	23/178	80.0
1999	Miami	11-11	369	204	2448	55.3	12	17	62	9/66	67.4
<b>17-YEAR TOTALS</b>		<b>242-240</b>	<b>8358</b>	<b>4967</b>	<b>61361</b>	<b>59.4</b>	<b>420</b>	<b>252</b>	<b>85t</b>	<b>269/1940</b>	<b>86.4</b>

## DAN MARINO'S NFL REGULAR SEASON STATISTICS

YEAR	TEAM	G-S	ATT.	COMP.	YDS.	PCT.	TD	INT.	LG	TKLD.	RATE
1983	Miami	1-1	25	15	193	60.0	2	2	32t	0/0	77.6
1984	Miami	3-3	116	71	1001	61.2	8	5	41t	4/29	94.1
1985	Miami	2-2	93	45	486	48.4	3	3	39	1/14	61.5
1990	Miami	2-2	79	42	544	53.2	5	2	64t	2/8	85.6
1992	Miami	2-2	74	39	435	52.7	4	2	30t	4/25	77.3
1994	Miami	2-2	67	46	519	68.7	5	0	31	2/13	116.4
1995	Miami	1-1	64	33	422	51.6	2	3	45t	0/0	63.4
1997	Miami	1-1	43	17	141	39.5	0	2	42	4/21	29.3
1998	Miami	2-2	71	49	478	69.0	1	3	56	2/12	74.7
1999	Miami	2-2	55	28	291	50.9	2	2	27	3/19	63.5
<b>PLAYOFF TOTALS</b>		<b>18-18</b>	<b>687</b>	<b>385</b>	<b>4510</b>	<b>56.0</b>	<b>32</b>	<b>24</b>	<b>64t</b>	<b>22/141</b>	<b>77.1</b>

## ADDITIONAL STATS

**Rushing:** 28 for 45 yards, 1.6 avg., long 15, 2 TDs in 1983; 28 for -7 yards, -.3 avg., long 10 in 1984; 26 for -24 yards, -.9 avg., long 2 in 1985; 12 for -3 yards, -.3 avg., long 13 in 1986; 12 for -5 yards, -.4 avg., long 5t, 1 TD in 1987; 20 for -17 yards, -.9 avg., long 6 in 1988; 14 for -7 yards, -.5 avg., long 2, 2 TDs in 1989; 16 for 29 yards, 1.8 avg., long 15 in 1990; 27 for 32 yards, 1.2 avg., long 11, 1 TD in 1991; 20 for 66 yards, 3.3 avg., long 12 in 1992; 9 for -4 yards, -.4 avg., long 4t, 1 TD in 1993; 23 for -6 yards, -.3 avg., long 10, 1 TD in 1994, 11 for 14 yards, 1.3 avg., long 12 in 1995; 11 for -3, -0.3 avg., long 7 in 1996; 18 for -14 yards, -.8 avg., long 1 in 1997; 21 for -3 yards, -0.1 avg., long 10, 1 TD in 1998; 6 for -6 yards, -1.0 avg., long 0 in 1999 for total of 302 for 87 yards, 0.3 avg., long 15, 9 TDs (P-15 for 0 yard, 0.0 avg., long 5, 1 TD)

**Receiving:** 1 for -6 yards in 1995

**Miscellaneous Tackles:** 2 in 1984, 1 in 1988, 2 in 1989, 1 in 1990, 1 in 1992 for total of 7

**Fumble Recoveries:** 1 in 1988

## MARINO'S NFL RECORDS

Most Attempts, Career .....	8,358
Most Completions, Career .....	4,967
Most Yards Passing, Career .....	61,361
Most Touchdown Passes, Career .....	420
Highest Pass Rating, Rookie Season: .....	96.0 in 1983
Highest Completion Percentage, Rookie Season: .....	58.45 in 1983 (296-173)
Most Yards Gained, Season: .....	5,084 in 1984
Most Games, 400 or more Yards Passing, Career: .....	13

*Retired Jersey #13 • 627*

Most Games, 400 or more Yards Passing, Season: .....	4 in 1984
Most Games, 300 or more Yards Passing, Career: .....	60
Most Seasons, 3,000 or more Yards Passing: .....	13 (1984-92, 1994-95, 1997-98)
Most Touchdown Passes, Season: .....	48 in 1984
Most Games, Four or more Touchdown Passes, Career: .....	21
Most Games, Four or more Touchdown Passes, Season: .....	6 in 1984
Most Consecutive Games, Four or more Touchdown Passes: .....	4 in 1984
Lowest Percentage, Passes Had Intercepted, Rookie Season: .....	2.03 in 1983 (296-6)
Most Seasons Leading League, Attempts .....	5 (1984, 1986, 1988, 1992, 1997)
Most Seasons Leading League, Completions .....	6 (1984-86, 1988, 1992, 1997)
Most Seasons, 40 or more Touchdown Passes: .....	2 (1984, 1986)
Most Seasons, 20 or more Touchdown Passes: .....	13 (1983-92, 1994-95, 1998)
Most Consecutive Seasons, 20 or more Touchdown Passes: .....	10 (1983-92)
100 TD Passes in Fewest Amount of Games to Start Career: .....	44 (9/7/86 at S.D.)
200 TD passes in Fewest Amount of Games to Start Career: .....	89 (9/17/89 at N.E.)
300 TD passes in Fewest Amount of Games to Start Career: .....	157 (9/4/94 vs. N.E.)

### (Records Tied For)

Most Seasons Leading League, Yards Gained: .....	5 (1984-86, 1988, 1992)
with Sonny Jurgensen (Philadelphia, 1961-62; Washington, 1966-67, 1969)	
Most Consecutive Seasons Leading League, Completions: .....	3 (1984-86)
with George Blanda (Houston, 1963-65)	
Most Consecutive Games, 400 or more Yards Passing: .....	2 (1984)
with Dan Fouts (San Diego, 1982) and Phil Simms (N.Y. Giants, 1985)	

## RETIRED JERSEY #39



Larry Csonka's jersey No. 39 became the third number in club history to be retired, during halftime ceremonies of the Dolphins' game against the Chicago Bears at Pro Player Stadium on December 9, 2002.

No player other than Csonka ever wore No. 39 in regular season play. Csonka wore that number in his eight years with the Dolphins, from 1968 through 1974 and again in 1979.

Csonka also was honored when he was elected to the Pro Football Hall of Fame in 1987.

For a full bio of Csonka, please see the Hall of Fame section of the media guide.

# ALL-TIME ROSTER

(1966-02 - Players must participate in at least one regular-season game to qualify)

## HEAD COACHES

Johnson, Jimmy	Arkansas	1996-99
Shula, Don	John Carroll	1970-95
<b>Wannstedt, Dave</b>	<b>Pittsburgh</b>	<b>2000-02</b>
Wilson, George	Northwestern	1966-69

## ASSISTANT COACHES

<b>Armstrong, Keith</b>	<b>Temple</b>	<b>Special Teams</b>	<b>2001-02</b>
Arnsperger, Bill	Miami (Ohio)	Defense, Linebackers	1970-72
		Ass't Head Coach/Defense	1973, 1976-83
<b>Bates, Jim</b>	<b>Tennessee</b>	<b>Defensive Coordinator</b>	<b>2000-02</b>
Beightol, Larry	Catawba	Ass't Head Coach/Offensive Line	1996-97
		Offensive Line	1998
Bingaman, Les	Illinois	Defensive Line	1966-69
Blevins, Doug	E. Tennessee State	Kicking	1997-02
Boudreau, Paul	Boston College	Offensive Line	1999-00
<b>Brooks, Clarence</b>	<b>Massachusetts</b>	<b>Defensive Line</b>	<b>2000-02</b>
Brown, Kippy	Memphis	Running Backs	1996-97
		Offensive Coordinator	1998-99
Clark, Monte	Southern California	Offensive Line	1970-73
		Offense	1974
		Offense/Offensive Line, Run Offense	1975
		Offensive Line	1995
<b>Collier, Joel</b>	<b>Northern Colorado</b>	<b>Staff Assistant</b>	<b>1994</b>
		<b>Defensive Staff Assistant</b>	<b>1995-97</b>
		<b>Running Backs</b>	<b>1998-02</b>
Costello, Vince	Ohio University	Defense	1974
Crosby, Steve	Fort Hays State	Special Teams	1979-82
Doll, Don	Southern California	Linebackers, Pass Defense	1975-76
English, Wally	Louisville	Quarterbacks, Receivers	1981-82
<b>Ford, Robert</b>	<b>Houston</b>	<b>Wide Receivers</b>	<b>1998-02</b>
Gailey, Chan	Florida	Offensive Coordinator	2000-01
<b>Gamble, John</b>	<b>Hampton Institute</b>	<b>Strength</b>	<b>1994-95</b>
		<b>Strength and Conditioning</b>	<b>1996-02</b>
<b>Garrett, Judd</b>	<b>Princeton</b>	<b>Offensive Assistant</b>	<b>2000</b>
		<b>Offensive Quality Control</b>	<b>2001-02</b>
Godette, Cary	East Carolina	Defensive Line	1996-99
Greene, Joe	North Texas State	Defensive Line	1992-95
Hefferle, Ernie	Duquesne	Offensive Line	1966-69
Henning, Dan	William & Mary	Quarterbacks, Receivers	1979-80
Hill, George	Denison	Linebackers	1989-95
		Defensive Coord./Linebackers	1996-99
Idzik, John	Maryland	Offensive Backs	1966-69
<b>Jones, Pat</b>	<b>Arkansas</b>	<b>Tight Ends</b>	<b>1996-02</b>
Keane, Tom	West Virginia	Defensive Backs	1966-75
		Defensive Backs, Punting	1976-84
		Special Teams	1985
Koenning, Les	Texas	Offensive Staff Assistant	1997
<b>Lewis, Bill</b>	<b>East Stroudsburg</b>	<b>Defensive Nickel Package</b>	<b>1996-02</b>
Matheson, Bob	Duke	Special Teams	1983
		Special Teams, Linebackers	1984
		Linebackers	1985-86
McGeorge, Rich	Elon	Ass't Offensive Line, Tight Ends	1993-95
		Assistant Offensive Line	1996-99
McPeak, Bill	Pittsburgh	Offense	1973-74
Nathan, Tony	Alabama	Coaches' Assistant	1989-92
		Offensive Backs	1993-95
Nunn, Robert	Oklahoma State	Ass't Defensive Line/Def. Ass't	2000
		Ass't Def. Line/Def. Qual. Control	2001-02
Olivadotti, Tom	Upsala	Defense	1987-95
<b>Parmalee, Bernie</b>	<b>Ball State</b>	<b>Assistant Special Teams</b>	<b>2002</b>
Pelligrini, Bob	Maryland	Linebackers	1966-67



<b>Phillips, Mel</b>	<b>North Carolina A&amp;T</b>	<b>Defensive Backs</b>	<b>1985-95</b>
<b>Roll, Brad</b>	<b>Stephen F. Austin</b>	<b>Secondary</b>	<b>1996-02</b>
<b>Sanders, Bob</b>	<b>Davidson</b>	<b>Ass't Strength and Conditioning</b>	<b>1996-02</b>
Sandusky, John	Villanova	<b>Linebackers</b>	<b>2001-02</b>
		Offensive Line, Running Game	1976-81
		Offensive Line	1982-88
Scarry, Mike	Waynesburg	Ass't Head Coach/Offensive Line	1989-94
		Defensive Line	1970-74
Schnelker, Bob	Bowling Green	Defensive Line, Run Defense	1975-85
Schnellenberger, Howard	Kentucky	Receivers	1974
		Offense, Receivers	1970-72
		Offense, Receivers, Passing Game	1975-78
Seiple, Larry	Kentucky	Wide Receivers	1988-97
		Quarterbacks	1998-99
Sekanovich, Dan	Tennessee	Defensive Line	1986-91
Shannon, Randy	Miami (Fla.)	Defensive Staff Assistant	1998-99
		Linebackers	2000
Shula, David	Dartmouth	Receivers	1982-84
		Receivers, Quarterbacks	1985
		Ass't Head Coach/Rec., QBs	1986-87
		Ass't Head Coach/QBs, Pass Game	1988
Shula, Mike	Alabama	Coaches' Assistant	1991-92
		Quarterbacks	2000-02
Stephenson, Dwight	Alabama	Assistant Offensive Line	1992
Stevens, Gary	John Carroll	Quarterbacks, Pass Offense	1989-91
		Offense, Quarterbacks	1992-95
		Offensive Coordinator	1996-97
Studley, Chuck	Illinois	Defense	1984-86
		Linebackers	1987-88
Taseff, Carl	John Carroll	Offensive Backs	1970-74
		Offensive Backs, Kickers	1975
		Offensive Backs, Special Teams	1976-82
		Offensive Backs	1983-92
		Staff Assistant	1993
<b>Turner, Norv</b>	<b>Oregon</b>	<b>Asst. Head Coach/Off. Coord.</b>	<b>2002</b>
Wade, Junior	South Carolina State	Strength and Flexibility	1983-84
		Strength and Conditioning	1985-93
		Conditioning	1994-95
Walston, Bobby	Georgia	Receivers, Kicking	1966-67
<b>Wannstedt, Dave</b>	<b>Pittsburgh</b>	<b>Assistant Head Coach</b>	<b>1999</b>
Westhoff, Mike	Wichita State	Special Teams, Tight Ends	1986-88
		Special Teams, Ass't Off. Line	1989
		Special Teams	1990-00
<b>Wise, Tony</b>	<b>Ithaca</b>	<b>Offensive Line</b>	<b>2001-02</b>

## PLAYERS

### - A -

Abdul-Jabbar, Karim	RB	UCLA	1996-99
Adams, Stefon	S	East Carolina	1990
Ahrens, Dave	LB	Wisconsin	1989
Albright, Ethan	T	North Carolina	1995
Alexander, Bruce	CB	Stephen F. Austin	1992-93
Alexander, John	DE	Rutgers	1977-78
Allen, Jeff	CB	California-Davis	1980
Anderson, Dick	S	Colorado	1968-77
Anderson, Dunstan	DE	Tulsa	1997
Anderson, Terry	WR	Bethune-Cookman	1977-78
<b>Andrew, Troy</b>	<b>C/G</b>	<b>Duke</b>	<b>2001-02</b>
Andrews, John	DE	Morgan State	1975-76
Armstrong, Antonio	LB	Texas A&M	1995
Armstrong, Trace	DE	Florida	1995-00
Arnold, Jim	P	Vanderbilt	1994
Atkins, Gene	S	Florida A&M	1994-96
Auer, Joe	RB	Georgia Tech	1966-67
Avery, John	RB	Mississippi	1998-99

### - B -

Babb, Charlie	S	Memphis State	1972-79
---------------	---	---------------	---------

Bachman, Ted	CB	New Mexico State	1976
Bailey, Clarence	FB	Hampton Institute	1987
Bailey, Elmer	WR	Minnesota	1980-81
Bailey, Robert	CB	Miami (Fla.)	1996
Baker, Mel	WR	Texas Southern	1974
<b>Baker, Robert</b>	<b>WR</b>	<b>Auburn</b>	<b>1999, 2002</b>
Ball, Larry	LB	Louisville	1972-74, 1977-78
Banks, Fred	WR	Liberty	1987-93
Bannon, Bruce	LB	Penn State	1973-74
Barber, Kantroy	FB	West Virginia	1999
Barber, Rudy	LB	Bethune-Cookman	1968
Barisich, Carl	DT	Princeton	1977-80
Barnes, Rodrigo	LB	Rice	1975
Barnett, Bill	DT	Nebraska	1980-85
Barnett, Fred	WR	Arkansas State	1996-97
Bartholomew, Brent	P	Ohio State	1999
Baty, Greg	TE	Stanford	1990-94
Baumann, Charlie	K	West Virginia	1991
Baumhower, Bob	DT	Alabama	1977-86
Bealles, Bill	T	Northern Iowa	1987
Beaudoin, Doug	S	Minnesota	1980
Beavers, Aubrey	LB	Oklahoma	1994-95
Beecher, Willie	K	Utah State	1987-88
Beier, Tom	S	Miami (Fla.)	1967, 1969
Benjamin, Guy	QB	Stanford	1978-79
Bennett, Charles	DE	Southwestern Louisiana	1987
Bennett, Woody	FB	Miami (Fla.)	1980-88
Benson, Charles	DE	Baylor	1983-84
Berger, Ron	DE	Wayne State	1973
Bessilleu, Don	S	Georgia Tech	1979-81
Betters, Doug	DE	Nevada-Reno	1978-87
Bishop, Richard	DE	Louisville	1982
Blackwood, Glenn	S	Texas	1979-87
Blackwood, Lyle	S	Texas Christian	1981-86
Bock, John	G	Indiana State	1996-00
Bokamper, Kim	LB/DE	San Jose State	1977-85
Bolcar, Ned	LB	Notre Dame	1991-92
Bosa, John	DE	Boston College	1987-89
Bosarge, Wade	S	Tulsa	1977
Boutwell, Tom	QB	Southern Mississippi	1969
<b>Bowens, David</b>	<b>DE</b>	<b>Western Illinois</b>	<b>2001-02</b>
<b>Bowens, Tim</b>	<b>DT</b>	<b>Mississippi</b>	<b>1994-02</b>
Bowser, Charles	LB	Duke	1982-85
Boyer, Brant	LB	Arizona	1994
Boynton, John	T	Tennessee	1969
Braggs, Stephen	CB/S	Texas	1992-93
Bramlett, John	LB	Memphis State	1967-68
Branch, Mel	DE	Louisiana State	1966-68
Braxton, Jim	FB	West Virginia	1978
Braxton, Tyrone	S	North Dakota State	1994
Brigance, O.J.	LB	Rice	1996-99
Briscoe, Marlin	WR	Omaha	1972-74
Bromell, Lorenzo	DE	Clemson	1998-01
Brophy, Jay	LB	Miami (Fla.)	1984-86
Brown, Andre	WR	Miami (Fla.)	1989-90
Brown, Bud	S	Southern Mississippi	1984-88
Brown, Dean	S	Fort Valley State	1970
Brown, Donald	CB	Maryland	1986
Brown, J.B.	CB	Maryland	1989-96
Brown, James	T	Virginia State	1996-99
Brown, Mark	LB	Purdue	1983-88
Brown, Tom	FB	Pittsburgh	1987-89
Brownlee, Claude	DE	Benedict College	1967
Brudzinski, Bob	LB	Ohio State	1981-89
Bruggers, Bob	LB	Minnesota	1966-68
Buckey, Jeff	G/T	Stanford	1996-98
<b>Buckley, Terrell</b>	<b>CB</b>	<b>Florida State</b>	<b>1995-99</b>
Bulaich, Norm	FB	Texas Christian	1975-79
Bullough, Chuck	LB	Michigan State	1993-94
Buoniconti, Nick	LB	Notre Dame	1969-76

Burgess, Fernanza	WR	Morris Brown	1984
Burgess, Marvell	S	Henderson State	1987
<b>Burnett, Rob</b>	<b>DE</b>	<b>Syracuse</b>	<b>2002</b>
Burton, Shane	DE	Tennessee	1996-98
Byars, Keith	FB	Ohio State	1993-96

## - C -

Canale, Whit	DE	Tennessee	1966
Carlton, Darryl	T	Tampa	1975-76
Carolan, Brett	TE	Washington State	1996
Carpenter, Preston	TE	Arkansas	1966
Carter, Cris	WR	Ohio State	2002
Carter, Joe	RB	Alabama	1984-86
Casares, Rick	RB	Florida	1966
Caterbone, Mike	WR	Franklin and Marshall	1987
Cefalo, Jimmy	WR	Penn State	1978-84
Cesare, Billy	S	Miami (Fla.)	1980
Chalenski, Mike	DE	UCLA	1997
<b>Chambers, Chris</b>	<b>WR</b>	<b>Wisconsin</b>	<b>2001-02</b>
Chambers, Rusty	LB	Tulane	1976-80
Charles, Mike	DT	Syracuse	1983-86
Chavez, Laz	LB	Iona	1987
Chavis, Eddie	WR	Montclair State	1987
Cheek, Louis	T	Texas A&M	1988-89
Chesley, John	TE	Oklahoma State	1984
Chesser, George	RB	Delta State	1966-67
<b>Chester, Larry</b>	<b>DT</b>	<b>Temple</b>	<b>2002</b>
Clancy, Jack	WR	Michigan	1967-69
Clancy, Sean	LB	Amherst	1978
Clark, Desmond	TE	Wake Forest	2002
Clark, Gary	WR	James Madison	1995
Clark, Greg	LB	Arizona State	1989
Clark, Robert	WR	North Carolina Central	1992
Clark, Steve	G	Utah	1982-85
Clayton, Mark	WR	Louisville	1983-92
Cleveland, Greg	T	Florida	1987
Cline, Jackie	DT	Alabama	1987-89
Cole, Terry	RB	Indiana	1971
Coleman, Marco	DE	Georgia Tech	1992-95
Collins, Cecil	RB	McNeese State	1999
Collins, Roosevelt	LB	Texas Christian	1992
Collins, Tony	RB	East Carolina	1990
Colzie, Neal	S	Ohio State	1979
Conlin, Chris	G/C	Penn State	1987
Cooke, Ed	DE	Maryland	1966-67
Cooper, Louis	LB	Western Carolina	1991
Copeland, Horace	WR	Miami (Fla.)	1998
Cornelius, Charles	CB	Bethune-Cookman	1977-78
Cornish, Frank	DT	Grambling	1970-71
Cousin, Terry	CB	South Carolina	2001
Cowan, Larry	RB	Jackson State	1982
Cox, Arthur	TE	Texas Southern	1991
Cox, Bryan	LB	Western Illinois	1991-95
Cox, Jim	TE	Miami (Fla.)	1968
Craver, Aaron	RB	Fresno State	1991-94
Crawford, Mike	LB	Nevada	1997-98
Cribbs, Joe	RB	Auburn	1988
Cronin, Bill	TE	Boston College	1966
Cross, Jeff	DE	Missouri	1988-95
Crowder, Randy	DT	Penn State	1974-76
Crusan, Doug	T	Indiana	1968-74
Csonka, Larry	FB	Syracuse	1968-74, 1979
Current, Mike	T	Ohio State	1967, 1977-79

## - D -

Dar Dar, Kirby	WR	Syracuse	1995-98
Darnall, Bill	WR	North Carolina	1968-69
Davenport, Ron	FB	Louisville	1985-89



Davis, Gary	RB	Cal Poly-SLO	1976-79
Davis, Ted	LB	Georgia Tech	1970
DeBerg, Steve	QB	San Jose State	1993
DeMarco, Bob	C	Dayton	1970-71
Del Gaizo, Jim	QB	Tampa	1972, 1975
Dellenbach, Jeff	T/C	Wisconsin	1985-94
Den Herder, Vern	DE	Central College (Iowa)	1971-82
Dennard, Mark	C	Texas A&M	1979-83
Dennery, Mike	LB	Southern Mississippi	1976
Dennis, Mark	T	Illinois	1987-93
Denson, Autry	RB	Notre Dame	1999-00
Diana, Rich	RB	Yale	1982
Dixon, Cal	C	Florida	1996
<b>Dixon, Mark</b>	<b>G/T</b>	<b>Virginia</b>	<b>1998-02</b>
Donnalley, Kevin	G	North Carolina	1998-00
Dornbrook, Thom	G	Kentucky	1980
Dotson, Al	DT	Grambling	1966
Dotson, Dewayne	LB/FB	Mississippi	1994-95, 1997
Douglas, Leland	WR	Baylor	1987
Doxzon, Todd	WR/QB	Iowa State	1998
Drayton, Troy	TE	Penn State	1996-99
Drougas, Tom	T	Oregon	1975-76
Duhe, A.J.	LB/DE	Louisiana State	1977-84
Dunaway, Jim	DT	Mississippi	1972
Duper, Mark	WR	Northwestern State (La.)	1982-92
Dvorak, Rick	DE	Wichita State	1977
<b>Dyer, Deon</b>	<b>FB</b>	<b>North Carolina</b>	<b>2000-02</b>

**- E -**

Edmunds, Ferrell	TE	Maryland	1988-92
Edmunds, Randall	LB	Georgia Tech	1968-69
<b>Edwards, Robert</b>	<b>RB</b>	<b>Georgia</b>	<b>2002</b>
Elia, Bruce	LB	Ohio State	1975
Ellis, Craig	RB	San Diego State	1986
Ellis, Ken	CB	Southern	1976
Emanuel, Bert	WR	Rice	2000
Emanuel, Frank	LB	Tennessee	1966-69
Emtman, Steve	DT	Washington	1995-96
Erickson, Craig	QB	Miami (Fla.)	1996-98
Erlandson, Tom	LB	Washington State	1966-67
Evans, Norm	T	Texas Christian	1966-75

**- F -**

Faaola, Nu	FB	Hawaii	1989
Faison, Earl	DE	Indiana	1966
Farley, Dale	LB	West Virginia	1971
Farmer, George	WR	Southern	1987
Faulkner, Jeff	DE	Southern	1990
Feldman, Todd	WR	Kent State	1987
Fernandez, Manny	DE	Utah	1968-75
<b>Fiedler, Jay</b>	<b>QB</b>	<b>Dartmouth</b>	<b>2000-02</b>
Fleming, Marv	TE	Utah	1970-74
<b>Fletcher, Jamar</b>	<b>CB</b>	<b>Wisconsin</b>	<b>2001-02</b>
Folau, Spencer	T	Idaho	2001
Foley, Tim	CB/S	Purdue	1970-80
Foster, Jerome	DT	Ohio State	1986
Foster, Roy	G	Southern California	1982-90
Fowler, Charlie	G	Houston	1967-68
Fowlkes, Dennis	LB	West Virginia	1987
Foxx, Dion	LB	James Madison	1994-95
Franklin, Andra	FB	Nebraska	1981-84
Franklin, Tony	K	Texas A&M	1988
<b>Freeman, Arturo</b>	<b>S</b>	<b>South Carolina</b>	<b>2000-02</b>
Fryar, Irving	WR	Nebraska	1993-95
Frye, David	LB	Purdue	1986-89
Fultz, Mike	DT	Nebraska	1981
Funchess, Tom	T	Jackson State	1974
Furjanic, Tony	LB	Notre Dame	1988

**- G -**

<b>Gadsden, Oronde</b>	<b>WR</b>	<b>Winston-Salem State</b>	<b>1998-02</b>
Gaines, Chris	LB	Vanderbilt	1988
Gaines, William	DT	Florida	1994
Galbreath, Harry	G	Tennessee	1988-92
Galyon, Scott	LB	Tennessee	2000-02
<b>Gamble, Trent</b>	<b>S</b>	<b>Wyoming</b>	<b>2000-02</b>
Gardener, Daryl	DT	Baylor	1996-01
Gardner, Donnie	DE	Kentucky	1991
Gary, Cleveland	RB	Miami (Fla.)	1994
Giaquinto, Nick	RB	Connecticut	1980-81
Gibson, Ernest	CB	Furman	1989
Giesler, Jon	T	Michigan	1979-88
Gilchrist, Cookie	RB	None	1966
Gilmore, Jim	G	Ohio State	1987
Ginn, Hubert	RB	Florida A&M	1970-75
Glenn, Kerry	CB	Minnesota	1990-92
Goar, Guy	C	Colorado State	1987
Gogan, Kevin	G	Washington	1999
Golic, Mike	DT	Notre Dame	1993
Goode, Irv	C/G	Kentucky	1973-74
Goode, Kerry	RB	Alabama	1989
Goode, Tom	C	Mississippi State	1966-69
Goodwin, Hunter	TE	Texas A&M	1999-01
Gordon, Larry	LB	Arizona State	1976-82
Gore, Stacy	P	Arkansas State	1987
Grady, Garry	S	Eastern Michigan	1969
Graf, Rick	LB	Wisconsin	1987-90
Grant, African	S	Illinois	1990
Grant, Ernest	DT	Arkansas Pine-Bluff	2000-01
Gray, Chris	G	Auburn	1993-96
Green, Chris	CB/S	Illinois	1991-94
Green, Cleveland	T	Southern	1979-86
Green, Eric	TE	Liberty	1995
Green, Hugh	LB	Pittsburgh	1985-91
Green, Ray	S	South Carolina	2001-02
Green, Yatil	WR	Miami (Fla.)	1997-99
Greene, Andrew	G	Indiana	1995
<b>Greenwood, Morlon</b>	<b>LB</b>	<b>Syracuse</b>	<b>2001-02</b>
Gregory, Damian	DT	Illinois State	2000-01
Griese, Bob	QB	Purdue	1967-80
Griggs, David	LB/DE	Virginia	1989-93
Grimsley, John	LB	Kentucky	1991-93
Groth, Jeff	WR	Bowling Green	1979
Gruber, Bob	T	Pittsburgh	1987

**- H -**

Haley, Jermaine	DT	Butte College	2000-02
Hamilton, Michael	LB	North Carolina A&T	2000
Hammond, Kim	QB	Florida State	1968
Hampton, Lorenzo	RB	Florida	1985-89
Hand, Norman	DT	Mississippi	1995-96
Harden, Bobby	S	Miami (Fla.)	1990-93
Hardy, Bruce	TE	Arizona State	1978-89
Harper, Jack	RB	Florida	1967-68
Harris, Anthony	LB	Auburn	1996-99
Harris, Corey	S	Vanderbilt	1997
Harris, Duriel	WR	New Mexico State	1976-83, 1985
Harris, Leroy	FB	Arkansas State	1977-78
Harrison, Lloyd	CB	North Carolina State	2002
Hatcher, Dale	P	Clemson	1993
Hawthorne, Ed	NT	Minnesota	1995
Hayes, Jeff	P	North Carolina	1987
Haynes, Abner	RB	North Texas State	1967
Heath, Clayton	RB	Wake Forest	1976
Heffner-Liddiard, Brody	TE	Colorado	2000
Heflin, Vince	WR	Central State (Ohio)	1982-85

Heinz, Bob	DT	Pacific	1969-77
Heller, Ron	T	Penn State	1993-95
Hendel, Andy	LB	North Carolina State	1986
<b>Hendricks, Tommy</b>	<b>LB</b>	<b>Michigan</b>	<b>2000-02</b>
Henry, Charles	TE	Miami (Fla.)	1991
Hester, Ron	LB	Florida State	1982-84
Higgins, Jim	G	Xavier	1966
Higgs, Mark	RB	Kentucky	1990-94
Hill, Barry	S	Iowa State	1975-76
Hill, Eddie	RB	Memphis State	1981-84
Hill, Ike	WR	Catawba	1976
Hill, Nate	DE	Auburn	1988
Hill, Randal	WR	Miami (Fla.)	1991, 1995-96
Hill, Ray	CB	Michigan State	1998-00
Hill, Sean	CB/S	Montana State	1994-96
Hines, Jimmy	WR	Texas Southern	1969
Hobley, Liffort	S	Louisiana State	1987-93
Hollier, Dwight	LB	North Carolina	1992-99
Holmes, John	DE	Florida A&M	1966
Holmes, Mike	WR	Texas Southern	1976
Hooper, Trell	CB	Memphis State	1987
Hoover, Houston	G	Jackson State	1994
Hopkins, Jerry	LB	Texas A&M	1967-68
Howell, Mike	S	Grambling	1972
Howell, Steve	FB	Baylor	1979-81
Huard, Damon	QB	Washington	1997-00
Huddleston, Jim	G	Virginia	1987
Hudock, Mike	C	Miami (Fla.)	1966
Humphrey, Bobby	RB	Alabama	1992
Hunter, Billy	RB	Syracuse	1966
Hunter, Jeff	DE	Albany (Ga.) State	1992-93
Hutton, Tom	P	Tennessee	1999

- I -

Iaquaniello, Mike	S	Michigan State	1991
Ingram, Mark	WR	Michigan State	1993-94
Irvin, Mark	S	Bethune-Cookman	1987
Irwin, Heath	G	Colorado	2000-01
Irwin, Tim	T	Tennessee	1994
Ismail, Qadry	WR	Syracuse	1997
Isom, Rickey	FB	North Carolina State	1987
Izzo, Larry	LB	Rice	1996-00

- J -

Jackson, Calvin	CB/S	Auburn	1994-99
Jackson, Frank	WR	Southern Methodist	1966-67
Jackson, Keith	TE	Oklahoma	1992-94
Jackson, Tyoka	DE	Penn State	1994
Jackson, Vestee	CB	Washington	1991-93
Jacobs, Ray	DT	Howard Payne	1967-68
Jacobs, Tim	CB	Delaware	1996-97
Jacobson, Steve	DE	Abilene-Christian	1987
Jacquet, Nate	WR	San Diego State	1998-99
Jaquess, Pete	S	Eastern New Mexico	1966-67
Jarostchuk, Ilia	LB	New Hampshire	1988
Jaworski, Ron	QB	Youngstown State	1987-88
Jeffries, Greg	S	Virginia	1999-00
Jenkins, Al	T	Tulsa	1972
Jenkins, Ed	RB	Holy Cross	1972
Jensen, Jim	QB/WR/RB	Boston University	1981-92
<b>Jerman, Greg</b>	<b>T</b>	<b>Baylor</b>	<b>2002</b>
Joe, Billy	RB	Villanova	1966
Johnson, Albert	WR	Southern Methodist	2001-02
Johnson, Curtis	CB	Toledo	1970-78
Johnson, Dan	TE	Iowa State	1983-87
Johnson, Demetrious	S	Missouri	1987
Johnson, Greg	G	Oklahoma	1988
Johnson, J.J.	RB	Mississippi State	1999-01



Johnson, Pat	S	Purdue	1995
Johnson, Pete	FB	Ohio State	1984
Jones, Aaron	DE	Eastern Kentucky	1996
Jones, Ray	CB	Southern	1971
Jones, Robert	LB	East Carolina	1998-00
Jordan, Charles	WR	Long Beach City College	1996-98
Joswick, Bob	DE	Tulsa	1968-69
Judie, Ed	LB	Northern Arizona	1984
Judson, William	CB	South Carolina State	1982-89
Junior, E.J.	LB	Alabama	1989-91

### - K -

Keating, Bill	DT	Michigan	1967
Kehoe, Scott	T	Illinois	1987
Kelly, Ben	CB	Colorado	2000-01
Keyes, Jimmy	LB/K	Mississippi	1968-69
Kidd, John	P	Northwestern	1994-97
Kiick, Jim	RB	Wyoming	1968-74
Kinchen, Brian	TE	Louisiana State	1988-90
Kindig, Howard	G/C	Cal State-Los Angeles	1972-73
Kirby, Terry	LB	Virginia	1993-95
Kitts, Jim	FB	Ferrum College	1997-98
Klingbeil, Chuck	NT	Northern Michigan	1991-95
Koch, Greg	T	Arkansas	1986-87
Kocourek, Dave	TE	Wisconsin	1966
Kolen, Mike	LB	Auburn	1970-77
Kolic, Larry	LB	Ohio State	1986-88
Konecny, Mark	RB	Alma	1987
<b>Konrad, Rob</b>	<b>FB</b>	<b>Syracuse</b>	<b>1999-02</b>
Kopp, Jeff	LB	Southern California	1995
Kosar, Bernie	QB	Miami (Fla.)	1994-96
Kozlowski, Mike	S	Colorado	1979-86
Krauss, Barry	LB	Alabama	1989
Kremser, Karl	K	Tennessee	1969-70
Kuechenberg, Bob	G	Notre Dame	1970-84
Kumerow, Eric	DE	Ohio State	1988-90

### - L -

Laakso, Eric	T	Tulane	1978-84
Lamb, Mack	CB	Tennessee State	1967-68
Lambrecht, Mike	DT	St. Cloud State	1987-89
Land, Mel	LB	Michigan State	1979
Landry, Ron	FB	McNeese State	1984
Langer, Jim	C	South Dakota State	1970-79
Lankford, Paul	CB	Penn State	1982-91
Lawless, Burton	G	Florida	1981
Lee, Larry	G/C	UCLA	1985-86
Lee, Ronnie	T/TE	Baylor	1979-82, 1984-89
Lee, Shawn	NT	North Alabama	1990-91
Leigh, Charles	RB	None	1971-74
Lethridge, Zebbie	CB	Texas Tech	2001
Lewis, David	TE	California	1987
Limbrick, Garrett	FB	Oklahoma State	1990
Little, George	DE	Iowa	1985-87
Little, Larry	G	Bethune Cookman	1969-80
Logan, Marc	FB	Kentucky	1989-91
Lothridge, Billy	P	Georgia Tech	1972
<b>Lowe, Omare</b>	<b>CB</b>	<b>Washington</b>	<b>2002</b>
Lubischer, Steve	LB	Boston College	1987
Lucas, Ray	QB	Rutgers	2001-02
Lusk, Hendrick	TE	Utah	1998
Lusteg, Booth	K	Connecticut	1967

### - M -

Mackey, Kyle	QB	East Texas State	1987
<b>Madison, Sam</b>	<b>CB</b>	<b>Louisville</b>	<b>1997-02</b>
Malone, Benny	RB	Arizona State	1974-78

Malone, Darrell	CB	Jacksonville State	1992-94
Mandich, Jim	TE	Michigan	1970-77
Manning, Brian	WR	Stanford	1997
<b>Mare, Olindo</b>	<b>K</b>	<b>Syracuse</b>	<b>1997-02</b>
Marino, Dan	QB	Pittsburgh	1983-99
<b>Marion, Brock</b>	<b>S</b>	<b>Nevada</b>	<b>1998-02</b>
Mark, Greg	LB	Miami (Fla.)	1990
Marrone, Doug	G/C	Syracuse	1987
Marshall, David	LB	Eastern Michigan	1987
Martin, Tony	WR	Mesa (Colo.)	1989-93, 1999-00
Mass, Wayne	T	Clemson	1971
Matheson, Bob	LB	Duke	1971-79
Matthews, Bo	FB	Colorado	1981
Matthews, Wes	WR	Northeastern State (Okla.)	1966
Mauck, Carl	C	Southern Illinois	1970
McBride, Norm	DE	Utah	1969-70
McCreary, Loaird	TE	Tennessee State	1976-78
McCullers, Dale	LB	Florida State	1969
McDaniel, Wahoo	LB	Oklahoma	1966-68
McDuffie, O.J.	WR	Penn State	1993-01
McFarland, Jim	TE	Nebraska	1975
<b>McGarrahan, Scott</b>	<b>S</b>	<b>New Mexico</b>	<b>2001-02</b>
McGeever, John	S	Auburn	1966
McGruder, Michael	CB	Kent State	1990-91
McGwire, Dan	QB	San Diego State	1995
McHale, Tom	G	Cornell	1995
McIver, Everett	G	Elizabeth City College	1996-97
McKenzie, Kevin	WR	Washington State	1999
<b>McKinney, Seth</b>	<b>C/G</b>	<b>Texas A&amp;M</b>	<b>2002</b>
McKinnon, Dennis	WR	Florida State	1990
<b>McKnight, James</b>	<b>WR</b>	<b>Liberty</b>	<b>2001-02</b>
McKyer, Tim	CB	Texas Arlington	1990
<b>McMichael, Randy</b>	<b>TE</b>	<b>Georgia</b>	<b>2002</b>
McNeal, Don	CB	Alabama	1980-89
McPhail, Jerris	RB	East Carolina	1996-97
Merritt, Dave	LB	North Carolina State	1993
Mertens, Jim	TE	Fairmont State	1969
Michel, Mike	P/K	Stanford	1977
Miller, Scott	WR	UCLA	1991-96
Milner, Billy	T	Houston	1995-96
Milton, Gene	WR	Florida A&M	1968-69
Mingo, Gene	K	None	1966-67
<b>Minor, Travis</b>	<b>RB</b>	<b>Florida State</b>	<b>2001-02</b>
Mira, George	QB	Miami (Fla.)	1971
Mitchell, Melvin	G	Tennessee State	1976-78
Mitchell, Scott	QB	Utah	1990-93
Mitchell, Stan	RB	Tennessee	1966-70
Mixon, Kenny	DE	Louisiana State	1998-01
Moore, Corey	LB	Virginia Tech	2001
Moore, Dave	TE	Pittsburgh	1992
Moore, Eric	T	Indiana	1995
Moore, Mack	DE	Texas A&M	1985-86
Moore, Maulty	DT	Bethune-Cookman	1972-74
Moore, Nat	WR	Florida	1974-86
Moore, Ron	RB	Pittsburg State (Kan.)	1998
Moore, Stevon	S	Mississippi	1990
Moore, Wayne	T	Lamar	1970-78
Moreau, Doug	TE	Louisiana State	1966-69
Morrall, Earl	QB	Michigan State	1972-76
Morris, Mercury	RB	West Texas State	1969-75
Morris, Victor	LB	Miami (Fla.)	1987
Moser, Rick	RB	Rhode Island	1980
Moyer, Alex	LB	Northwestern	1985-86
Mumphord, Lloyd	CB	Texas Southern	1969-74

- N -

<b>Nails, Jamie</b>	<b>G</b>	<b>Florida A&amp;M</b>	<b>2002</b>
Nathan, Tony	RB	Alabama	1979-87
Nealy, Ray	RB	Arkansas-Pine Bluff	1997

Nedney, Joe	K	San Jose State	1996-97
Neff, Bob	S	Stephen F. Austin State	1966-68
Neighbors, Billy	G	Alabama	1966-69
Newman, Ed	G	Duke	1973-84
Nicolas, Scott	LB	Miami (Fla.)	1987
Nomina, Tom	DT	Miami (Ohio)	1966-68
Noonan, Karl	WR	Iowa	1966-71
Norton, Rick	QB	Kentucky	1966-69
Nottingham, Don	FB	Kent State	1973-77
Novak, Jeff	T	Southwest Texas State	1994

### - O -

Odom, Cliff	LB	Texas Arlington	1990-93
Offerdahl, John	LB	Western Michigan	1986-93
Ogden, Jeff	WR	Eastern Washington	2000-01
Oglesby, Alfred	DE/NT	Houston	1990-92
<b>Ogunleye, Adewale</b>	<b>DE</b>	<b>Indiana</b>	<b>2000-02</b>
Oliver, Louis	S	Florida	1989-93, 1995-96
Oliver, Muhammad	CB	Oregon	1994
Orosz, Tom	P	Ohio State	1981-82
Ortega, Ralph	LB	Florida	1979-80
Oubre, Louis	G	Oklahoma	1987
Ours, Greg	C	Muskingum	1987
Overstreet, David	RB	Oklahoma	1983
Owens, Morris	WR	Arizona State	1975-76
Owens, Rich	DE	Lehigh	1999-00

### - P -

Paige, Tony	FB	Virginia Tech	1990-92
Palmer, Dick	LB	Kentucky	1970
Park, Ernie	G	McMurray	1966
Parmalee, Bernie	RB	Ball State	1992-98
Pearson, Willie	CB	North Carolina A&T	1969
Pederson, Doug	QB	Northeast Louisiana	1993
Perriman, Brett	WR	Miami (Fla.)	1997
<b>Perry, Ed</b>	<b>TE</b>	<b>James Madison</b>	<b>1997-02</b>
<b>Perry, Todd</b>	<b>G</b>	<b>Kentucky</b>	<b>2001-02</b>
Pesuit, Wally	T	Kentucky	1977-78
Petrella, Bob	S	Tennessee	1966-71
Phillips, Lawrence	RB	Nebraska	1997
Pidgeon, Tim	LB	Syracuse	1987
Planansky, Joe	TE	Chadron State	1995
Plummer, Bruce	CB	Mississippi State	1988
Pool, David	CB	Carson-Newman	1994
Poole, Ken	DT	Northeast Louisiana	1981-82
Potter, Steve	LB	Virginia	1981-82
Potts, Roosevelt	FB	Northeast Louisiana	1997
Powell, Alvin	G	Winston-Salem State	1989
Powell, Jesse	LB	West Texas State	1969-73
Preston, Roell	WR	Mississippi	1999
Price, Sam	RB	Illinois	1966-68
Pritchett, Stanley	FB	South Carolina	1996-99
Prokop, Joe	P	Cal Poly-Pomona	1992
Pruitt, James	WR	Cal State-Fullerton	1986-88, 1990-91
Pryor, Barry	RB	Boston University	1969-70
Pyburn, Jack	T	Texas A&M	1967-68

### - R -

Raglin, Floyd	CB	Southern	1987
Randle, Tate	S	Texas Tech	1987
Rather, Bo	RB	Michigan	1973, 1978
Ray, Ricky	CB	Norfolk State	1981-82
Readon, Ike	DT	Hampton Institute	1987
Reaves, Willard	RB	Northern Arizona	1989
Reese, Don	DT	Jackson State	1974-76
Reichenbach, Mike	LB	East Stroudsburg	1990-91
Reilly, Dameon	WR	Rhode Island	1987



Revez, Fuad	K	Tennessee	1985-88
Rhone, Earnie	LB	Henderson State	1975-84
Rice, Ken	G	Auburn	1966-67
Richardson, Jeff	T	Michigan State	1969
Richardson, John	DT	UCLA	1967-71
Richardson, Kyle	P	Arkansas State	1997
Richardson, Willie	WR	Jackson State	1970
Riley, Jim	DE	Oklahoma	1967-71
Roberson, Bo	WR	Cornell	1966
Roberson, Vern	S	Grambling	1977
Roberts, Archie	QB	Columbia	1967
Roberts, George	P	Virginia Tech	1978-80
Roberts, Guy	LB	Maryland	1977
Robinson, Fred	LB	Miami (Fla.)	1986
Robiskie, Terry	FB	Louisiana State	1980-81
Roby, Reggie	P	Iowa	1983-92
Roderick, John	WR	Southern Methodist	1966-67
Rodgers, Derrick	LB	Arizona State	1997-02
Rose, Donovan	S	Hampton Institute	1986-87
Rose, Joe	TE	California	1980-85
<b>Rosenfels, Sage</b>	<b>QB</b>	<b>Iowa State</b>	<b>2002</b>
Roth, Pete	FB	Northern Illinois	1987
<b>Royals, Mark</b>	<b>P</b>	<b>Appalachian State</b>	<b>2002</b>
<b>Ruddy, Tim</b>	<b>C</b>	<b>Notre Dame</b>	<b>1994-02</b>
Rudolph, Jack	LB	Georgia Tech	1966
Russell, Twan	LB	Miami (Fla.)	2000-02

## - S -

Salter, Bryant	S	Pittsburgh	1976
Sampleton, Lawrence	TE	Texas	1987
Sander, Mark	LB	Louisville	1992
Saxon, James	RB	San Jose State	1992-94
Schamel, Duke	LB	South Dakota	1987
Schwedes, Scott	WR	Syracuse	1987-90
Scott, Jake	S	Georgia	1970-75
Scott, Ronald	RB	Southern	1987
Scott, Stanley	DE	Florida State	1987
Secules, Scott	QB	Virginia	1989-92
Seiple, Larry	P/RB/TE	Kentucky	1967-77
Selfridge, Andy	LB	Virginia	1976
Sellers, Ron	WR	Florida State	1973
Sendlein, Robin	LB	Texas	1985
Shannon, Larry	WR	East Carolina	1998-99
Shaw, Terrance	CB	Stephen F. Austin	2000
Sheldon, Mike	T	Grand Valley State	1997-99
Shepherd, Leslie	WR	Temple	2000
Shipp, Jackie	LB	Oklahoma	1984-88
Shiver, Sanders	LB	Carson-Newman	1984
Shull, Steve	LB	William & Mary	1980-83
Siler, Rich	TE	Texas A&M	1987
Simpson, Antoine	DT	Houston	1999
Simpson, Bob	DE	Colorado	1978
Sims, Keith	G	Iowa State	1990-97
Singleton, Chris	LB	Arizona	1993-96
Small, Gerald	CB	San Jose State	1978-83
Smith, Brent	G/T	Mississippi State	1997-02
Smith, Frankie	CB	Baylor	1993-95
Smith, Lamar	RB	Houston	2000-01
Smith, Mike	CB	Texas-El Paso	1985-87
Smith, Sammie	RB	Florida State	1989-91
Smith, Tom	RB	Miami (Fla.)	1973
Smith, Willie	TE	Miami (Fla.)	1987
Sochia, Brian	DT	Northwestern Oklahoma State	1986-91
Solomon, Freddie	WR	Tampa	1975-77
Solomon, Jesse	LB	Florida State	1994
Sowell, Robert	CB	Howard	1983-85, 1987
Speyrer, Cotton	WR	Texas	1975
Spikes, Irving	RB	Northeast Louisiana	1994-97
Spriggs, Marcus	T	Houston	2001-02

Squirek, Jack	LB	Illinois	1986
Stanfill, Bill	DE	Georgia	1969-76
Stankavage, Scott	QB	North Carolina	1987
Stanley, Walter	WR	Mesa (Colo.)	1991
Stephenson, Dwight	C	Alabama	1980-87
Stewart, Michael	S	Fresno State	1994-96
Stewart, Rayna	S	Northern Arizona	1998
Stofa, John	QB	Buffalo	1966-67, 1969-70
Stokes, Barry	T	Eastern Michigan	1998
Storr, Greg	LB	Boston College	1987
Stoudt, Cliff	QB	Youngstown State	1989
Stowe, Otto	WR	Iowa State	1971-72
Stoyanovich, Pete	K	Indiana	1989-95
Stradford, Troy	RB	Boston College	1987-90
Strock, Don	QB	Virginia Tech	1974-87
Stubbs, Daniel	DE	Miami (Fla.)	1996-98
Stuckey, Henry	CB	Missouri	1972-74
<b>Surtain, Patrick</b>	<b>CB</b>	<b>Southern Mississippi</b>	<b>1998-02</b>
Swain, John	CB	Miami (Fla.)	1985, 1987
Swayne, Harry	T	Rutgers	2001
Swift, Doug	LB	Amherst	1970-75
Swoopes, Pat	DE	Mississippi State	1991

### - T -

Tagliaferri, John	RB	Cornell	1987
Tanner, Barron	DT	Oklahoma	1997-98
Tautolo, Terry	LB	UCLA	1983-84
Taylor, Ed	CB	Memphis State	1979-82
Taylor, Henry	DT	South Carolina	2001
<b>Taylor, Jason</b>	<b>DE</b>	<b>Akron</b>	<b>1997-02</b>
Taylor, Johnny	LB	Hawaii	1986
Teague, George	S	Alabama	1997
Teal, Jimmy	WR	Texas A&M	1988
Testerman, Don	FB	Clemson	1980
Thayer, Tom	G/C	Notre Dame	1993
Thomas, Lamar	WR	Miami (Fla.)	1996-00
Thomas, Norris	CB	Southern Mississippi	1977-79
Thomas, Rodell	LB	Alabama State	1981, 1983-84
Thomas, Rodney	CB	Brigham Young	1988-90
Thomas, Thurman	RB	Oklahoma State	2000
<b>Thomas, Zach</b>	<b>LB</b>	<b>Texas Tech</b>	<b>1996-02</b>
Thompson, Reyna	CB	Baylor	1986-88
Thornton, Jack	LB	Auburn	1966
Tiffin, Van	K	Alabama	1987
Tilley, Emmett	LB	Duke	1983
Tillman, Andre	TE	Texas Tech	1975-78
Toews, Jeff	G	Washington	1979-85
Torczon, LaVerne	DE	Nebraska	1966
Torrey, Bob	FB	Penn State	1979
Toth, Tom	G	Western Michigan	1986-89
Towle, Steve	LB	Kansas	1975-80
Tucker, Gary	RB	Tennessee-Chattanooga	1968
Turk, Matt	P	Wisconsin-Whitewater	2000-01
Turner, T.J.	DE	Houston	1986-92
Twilley, Howard	WR	Tulsa	1966-76

### - U -

Uhlenhake, Jeff	C	Ohio State	1989-93
Urbanek, Jim	DT	Mississippi	1968
Uwaezuoke, Iheanyi	WR	California	1998

### - V -

Veasey, Craig	DT	Houston	1993-94
Vigorito, Tom	RB/WR	Virginia	1981-85
Vincent, Troy	CB	Wisconsin	1992-95
Volk, Rick	S	Michigan	1977-78
von Schamann, Uwe	K	Oklahoma	1979-84

---

- W -

---

Wade, Charley	WR	Tennessee State	1973
<b>Wade, Todd</b>	<b>T</b>	<b>Mississippi</b>	<b>2000-02</b>
Wainright, Frank	TE	Northern Colorado	1995-98
Walker, Bracey	S	North Carolina	1997
Walker, Brian	S	Washington State	1997-98, 2000-01
Walker, Fulton	CB	West Virginia	1981-84
Walters, Rod	G	Iowa	1980
Wantland, Hal	S	Tennessee	1966
Ward, Chris	T	Ohio State	1986
Ward, Dedric	WR	Northern Iowa	2001-02
Ward, Ronnie	LB	Kansas	1997
Warfield, Paul	WR	Ohio State	1970-74
Warren, Jimmy	CB	Illinois	1966-69
Washington, Dick	CB	Bethune-Cookman	1968
Weaver, Jed	TE	Oregon	2000-02
Webb, Richmond	T	Texas A&M	1990-00
Webster, Larry	DT	Maryland	1992-94
Weidner, Bert	G/C	Kent State	1990-95
Weisacosky, Ed	LB	Miami (Fla.)	1968-70
West, Willie	S	Oregon	1966-68
Westmoreland, Dick	CB	North Carolina A&T	1966-69
White, Jeris	CB	Hawaii	1974-76
Wickert, Tom	T	Washington State	1974
Williams, Delvin	RB	Kansas	1978-80
Williams, Gene	G	Iowa State	1991-92
Williams, Jarvis	S	Florida	1988-93
<b>Williams, Jay</b>	<b>DE</b>	<b>Wake Forest</b>	<b>2002</b>
Williams, Joel	TE	Notre Dame	1987
Williams, Kevin	S	Oklahoma State	2000
Williams, Maxie	G/T	Southeastern Louisiana	1966-70
Williams, Mike	WR	Northeastern	1991-95
<b>Williams, Ricky</b>	<b>RB</b>	<b>Texas</b>	<b>2002</b>
Williams, Ronnie	TE	Oklahoma State	1993-95
Wilmsmeyer, Klaus	P	Louisville	1998
Wilson, George, Jr.	QB	Xavier	1966
Wilson, Jerry	CB	Southern	1996-00
Wilson, Karl	DE	Louisiana State	1990, 1993
Wilson, Robert	FB	Texas A&M	1994-96
Wimberly, Derek	DE	Purdue	1987
Windauer, Bill	DT	Iowa	1975
Winfrey, Stan	RB	Arkansas State	1975-77
Wiska, Jeff	G	Michigan State	1987
Wood, Dick	QB	Auburn	1966
<b>Wooden, Shawn</b>	<b>S</b>	<b>Notre Dame</b>	<b>1996-99, 2001-02</b>
Woodley, David	QB	Louisiana State	1980-83
Woods, Larry	DT	Tennessee State	1973
Woodson, Fred	G	Florida A&M	1967-69

---

- Y -

---

Yepremian, Garo	K	None	1970-78
Young, Steve	T	Colorado	1977
Young, Willie	T	Alcorn A&M	1973

---

- Z -

---

Zawatson, Dave	T	California	1991
Zecher, Rich	DT	Utah State	1966-67
Zolak, Scott	QB	Maryland	1999

**Boldface** indicates active player or coach.



# WHERE THEY'VE COME FROM

(Colleges and Universities which have produced Dolphin players)

Abilene-Christian 1, Akron 1, Alabama 13, Alabama State 1, Albany (Ga.) State 1, Alcorn A&M 1, Alma 1, Amherst 2, Appalachian State 1, Arizona 2, Arizona State 6, Arkansas 2, Arkansas Pine-Bluff 2, Arkansas State 5, Auburn 11, Ball State 1, Baylor 8, Benedict College 1, Bethune-Cookman 7, Boston College 5, Boston University 2, Bowling Green 1, Brigham Young 1, Buffalo 1, Butte College 1, California 4, California-Davis 1, Cal Poly-Pomona 1, Cal Poly-SLO 1, Cal State-Fullerton 1, Cal State-Los Angeles 1, Carson-Newman 2, Catawba 1, Central College (Iowa) 1, Central State (Ohio) 1, Chadron State (Nebr.) 1, Clemson 2, Colorado 8, Colorado State 1, Columbia 1, Connecticut 2, Cornell 3, Dartmouth 1, Dayton 1, Delaware 1, Delta State 1, Duke 6, East Carolina 5, East Stroudsburg 1, East Texas State 1, Eastern Kentucky 1, Eastern Michigan 3, Eastern New Mexico 1, Eastern Washington 1, Elizabeth City College 1, Fairmont State 1, Ferrum College 1, Florida 12, Florida A&M 6, Florida State 9, Ft. Valley State 1, Franklin and Marshall 1, Fresno State 1, Furman 1, Georgia 4, Georgia Tech 7, Grambling 4, Grand Valley State 1, Hampton Institute 3, Hawaii 3, Henderson State 2, Holy Cross 1, Houston 8, Howard 1, Howard Payne 1, Idaho 1, Illinois 7, Illinois State 1, Indiana 7, Indiana State 1, Iona 1, Iowa 5, Iowa State 7, Jackson State 5, Jacksonville State 1, James Madison 3, Kansas 3, Kent State 4, Kentucky 11, Lamar 1, Lehigh 1, Liberty 3, Long Beach City College 1, Louisiana State 9, Louisville 7, MacMurray 1, Maryland 6, McNeese State 1, Memphis State 5, Mesa (Colo.) 2, Miami (Fla.) 28, Miami (Ohio) 1, Michigan 7, Michigan State 8, Minnesota 5, Mississippi 10, Mississippi State 5, Missouri 3, Montana State 1, Montclair State 1, Morgan State 1, Morris Brown 1, Muskingum 1, Nebraska 7, Nevada 3, New Hampshire 1, New Mexico 1, New Mexico State 2, No College 4, Norfolk State 1, North Carolina 8, North Carolina A&T 3, North Carolina Central 1, North Carolina State 4, North Dakota State 1, Northeast Louisiana 4, Northeastern 1, Northeastern State (Okla.) 1, Northern Arizona 3, Northern Colorado 1, Northern Illinois 1, Northern Iowa 2, Northern Michigan 1, North Texas State 1, Northwestern 2, Northwestern Oklahoma State 1, Northwestern State (La.) 1, Notre Dame 10, Ohio State 16, Oklahoma 10, Oklahoma State 4, Omaha 1, Oregon 4, Pacific 1, Penn State 10, Pittsburg State (Kan.) 1, Pittsburgh 6, Princeton 1, Purdue 6, Rhode Island 2, Rice 4, Rutgers 3, St. Cloud State 1, San Diego State 3, San Jose State 5, South Carolina 5, South Carolina State 1, South Dakota 1, South Dakota State 1, Southeastern Louisiana 1, Southern 6, Southern California 2, Southern Illinois 1, Southern Methodist 3, Southern Mississippi 5, Southwestern Louisiana 1, Southwest Texas State 1, Stanford 5, Stephen F. Austin 3, Syracuse 12, Tampa 3, Temple 2, Tennessee 13, Tennessee-Chattanooga 1, Tennessee State 5, Texas 6, Texas A&M 13, Texas Arlington 2, Texas Christian 4, Texas-El Paso 1, Texas Southern 5, Texas Tech 4, Toledo 1, Tulane 2, Tulsa 5, UCLA 6, Utah 6, Utah State 2, Vanderbilt 3, Villanova 1, Virginia 9, Virginia State 1, Virginia Tech 4, Wake Forest 3, Washington 6, Washington State 5, Wayne State 1, Western Carolina 1, Western Illinois 2, Western Michigan 2, West Texas State 2, West Virginia 6, Wichita State 1, William & Mary 1, Winston-Salem State 2, Wisconsin 7, Wisconsin-Whitewater 1, Wyoming 2, Xavier 2, Yale 1, Youngstown State 1.

**TOP SCHOOLS:** 28 – Miami (Fla.); 16 – Ohio State; 13 – Alabama, Tennessee, Texas A&M; 12 – Florida, Syracuse; 11 – Auburn, Kentucky; 10 – Mississippi, Notre Dame, Oklahoma, Penn State; 9 – Florida State, Louisiana State, Virginia; 8 – Baylor, Colorado, Houston, Michigan State, North Carolina; 7 – Bethune-Cookman, Georgia Tech, Illinois, Indiana, Iowa State, Louisville, Michigan, Nebraska; Wisconsin.

# LENGTH OF SERVICE

## TOTAL YEARS

## NAME AND YEARS PLAYED

17	Dan Marino 83-99
15	Bob Kuechenberg 70-84
14	Bob Griese 67-80; Don Strock 74-87
13	Nat Moore 74-86
12	Vern Den Herder 71-82; Bruce Hardy 78-89; Jim Jensen 81-92; Larry Little 69-80; Ed Newman 73-84
11	Mark Duper 82-92; Tim Foley 70-80; Larry Seiple 67-77; Howard Twilley 66-76; Richmond Webb 90-00
10	Dick Anderson 68-77; Bob Baumhower 77-86; Doug Betters 78-87; Mark Clayton 83-92; Jeff Dellenbach 85-94; Norm Evans 66-75; Jon Giesler 79-88; Jim Langer 70-79; Paul Lankford 82-91; Ronnie Lee 79-82, 84-89; Don McNeal 80-89; Earnie Rhone 75-84; Reggie Roby 83-92

- 9 Woody Bennett 80-88; Glenn Blackwood 79-87; Kim Bokamper 77-85; Tim Bowens, 94-02; Bob Brudzinski 81-89; Roy Foster 82-90; Duriel Harris 76-83, 85; Bob Heinz 69-77; Curtis Johnson 70-78; Bob Matheson 71-79; O.J. McDuffie 93-01; Wayne Moore 70-78; Tony Nathan 79-87; Tim Ruddy, 94-02; Garo Yepremian 70-78
- 8 Charlie Babb 72-79; J.B. Brown, 89-96; Nick Buoniconti 69-76; Jeff Cross 88-95; Larry Csonka 68-74, 79; A.J. Duhe 77-84; Manny Fernandez 68-75; Cleveland Green 79-86; Dwight Hollier 1992-99; William Judson 82-89; Mike Kolen 70-77; Mike Kozlowski 79-86; Jim Mandich 70-77; John Offerdahl 86-93; Keith Sims 90-97; Bill Stanfill 69-76; Dwight Stephenson 80-87
- 7 Fred Banks 87-93; Jimmy Cefalo 78-84; Doug Crusan 68-74; Mark Dennis 87-93; Larry Gordon 76-82; Hugh Green 85-91; Liffort Hobley 87-93; Jim Kiick 68-74; Eric Laakso 78-84; Tony Martin 89-93, 99-00; Mercury Morris 69-75; Bernie Parmalee 1992-98; Pete Stoyanovich 89-95; Jeff Toews 79-85; Zach Thomas 96-02; T.J. Turner 86-92

## DOLPHINS BY THE NUMBERS

(1966-02)

- 1 – Garo Yepremian (1970-78); Tony Franklin (1988); Willie Beecher (1988); Matt Turk (2000-01)
- 2 – Cookie Gilchrist (1966); \*Willie Beecher (1987)
- 3 – Tom Orosz (1981-82); \*Stacy Gore (1987); Van Tiffin (1987); Mark Royals (2002)
- 4 – George Roberts (1978-80); Reggie Roby (1983-92); Tom Hutton (1999)
- 5 – Booth Lusteg (1967); John Stofa (1969-70); Uwe von Schamann (1979-84); Jeff Hayes (1987); Kyle Richardson (1997)
- 6 – Jim Arnold (1994); Joe Nedney (1996-97); Brent Bartholomew (1999); Ray Lucas (2001-02)
- 7 – Billy Lothridge (1972); Guy Benjamin (1978-79); Fuad Reveiz (1985-88); Charlie Baumann (1991); Joe Prokop (1992); Dale Hatcher (1993); Craig Erickson (1996-98)
- 8 – Klaus Wilmsmeyer (1998)
- 9 – Scott Secules (1989-92); Jay Fiedler (2000-02)
- 10 – George Wilson, Jr. (1966); George Mira (1971); Don Strock (1974-87); Pete Stoyanovich (1989-95); Olindo Mare (1997-02)
- 11 – Rick Norton (1966-69); Jim Del Gaizo (1972, 1975); Jim Jensen (1981-92); Dan McGwire (1995); Damon Huard (1997-00)
- 12 – Bob Griese (1967-80)
- 13 – Jake Scott (1970-75); Dan Marino (1983-99)
- 14 – \*Scott Stankavage (1987); Doug Pederson (1993); Scott Zolak (1999)
- 15 – John Stofa (1966-67); Kim Hammond (1968); Karl Kremser (1969-70); Charles Leigh (1971); Earl Morrall (1972-76); \*Kyle Mackey (1987); Kirby Dar Dar (1995, 1997)
- 16 – Archie Roberts (1967); Tom Boutwell (1969); David Woodley (1980-83)
- 17 – Mike Michel (1977); Ron Jaworski (1987-88); Steve DeBerg (1993); John Kidd (1994-97); Todd Doxzon (1998)
- 18 – Dick Wood (1966); Cliff Stoudt (1989); Sage Rosenfels (2002)
- 19 – Reyna Thompson (1986); Scott Mitchell (1990-93); Bernie Kosar (1994-96); Nate Jacquet (1998)
- 20 – Larry Seiple (1967-77); Neal Colzie (1979); David Overstreet (1983); \*Rickey Isom (1987); Joe Cribbs (1988); Marc Logan (1989-91); Muhammad Oliver (1994); Ray Nealy (1997); John Avery (1998-99); Ben Kelly (2000-01); Lloyd Harrison (2002)
- 21 – Gene Mingo (1966-67); Jim Kiick (1968-74); Rick Volk (1977-78); \*Tate Randle (1987); Mark Higgs (1990-94); Lawrence Phillips (1997); Rayna Stewart (1998); Autry Denson (1999-00); Terry Cousin (2001); Jamar Fletcher (2002)
- 22 – Willie West (1966-68); Mercury Morris (1969-75); Tony Nathan (1979-87); Kerry Goode (1989); Tim McKyer (1990); James Saxon (1992-94); Shawn Wooden (1996-99); Terrance Shaw (2000); Shawn Wooden (2001-02)
- 23 – Wes Matthews (1966); Charles Leigh (1973-74); Joe Carter (1984-86); Troy Stradford (1987); \*Demetrious Johnson (1987); Troy Stradford (1987-90); Troy Vincent (1992-95); Robert Bailey (1996); George Teague (1997); Patrick Surtain (1998-02)
- 24 – Billy Hunter (1966); Jack Clancy (1967-69); Delvin Williams (1978-80); Reyna Thompson (1986-87); \*Floyd Raglin (1987); Reyna Thompson (1987-88); Rodney Thomas (1989-90); Vestee Jackson (1991-93); Pat Johnson (1995); Jerry Wilson (1996-00); Jamar Fletcher (2001); Omare Lowe (2002)
- 25 – Dick Westmoreland (1966-69); Tim Foley (1970-80); Mike Smith (1985-87); Louis Oliver (1989-93, 1995-96); Corey Harris (1997); Greg Jeffries (1999-00)
- 26 – Frank Jackson (1966-67); Lloyd Mumphord (1969-74); Duriel Harris (1976); Donovan Rose (1986-87); Jarvis Williams (1988-93); Bracey Walker (1997); Lamar Smith (2000-01)
- 27 – Gary Tucker (1968); Gary Davis (1976-79); Lorenzo Hampton (1985-89); Stevon Moore

- (1990); David Pool (1994); Terrell Buckley (1995-99); Arturo Freeman (2000-02)
- 28 - George Chesser (1966); Abner Haynes (1967); Gene Milton (1968-69); Ed Jenkins (1972); Hubert Ginn (1975); Don McNeal (1980-89); Michael McGruder (1990-91); Frankie Smith (1993); Gene Atkins (1994-96); Ray Hill (1998-00); Travis Minor (2002)
- 29 - Jack Harper (1967-68); Garry Grady (1969); Tom Smith (1973); John Swain (1985); Liffort Hobley (1987-93); Frankie Smith (1994-95); Sam Madison (1997-02)
- 30 - Sam Price (1966-68); Bryant Salter (1976); Ron Davenport (1985-89); Bernie Parmalee (1992-98)
- 31 - George Chesser (1967); Barry Pryor (1969-70); Terry Cole (1971); Norm Bulaich (1975-79); Rick Moser (1980); Eddie Hill (1981-84); Sean Hill (1994-96); Brock Marion (1998-02)
- 32 - Joe Auer (1966-67); Hubert Ginn (1970-73); Benny Malone (1974-78); Tom Vigorito (1981-85); Donald Brown (1986); \*Pete Roth (1987); Garrett Limbrick (1990); Bruce Alexander (1992-93); Aaron Craver (1994); Cleveland Gary (1994); Jerris McPhail (1996-97); J.J. Johnson (1999-01)
- 33 - Billy Joe (1966); Hubert Ginn (1974); Stan Winfrey (1975-77); Billy Cesare (1980); Bo Matthews (1981); Rich Diana (1982); Craig Ellis (1986); \*Ronald Scott (1987); Sammie Smith (1989-91); Karim Abdul-Jabbar (1996-99); Deon Dyer (2000-02)
- 34 - Ron Sellers (1973); Jim Braxton (1978); Don Testerman (1980); Woody Bennett (1980-88); Nuu Faola (1989); Tony Collins (1990); Aaron Craver (1991-93); Tyrone Braxton (1994); Tim Jacobs (1996-97); Ron Moore (1998); Cecil Collins (1999); Thurman Thomas (2000); Travis Minor (2001); Ricky Williams (2002)
- 35 - Rick Casares (1966); Stan Mitchell (1966-70); Clayton Heath (1976); Nick Giaquinto (1980-81); \*John Tagliaferri (1987); Kerry Glenn (1990-92); Michael Stewart (1994-96); Irving Spikes (1997); Ben Kelly (2000)
- 36 - Preston Carpenter (1966); Charles Leigh (1972); Don Nottingham (1973-77); Steve Howell (1979-81); Tom Brown (1987-89); Stephen Braggs (1992-93); Stanley Pritchett (1996-99)
- 37 - Charley Wade (1973); Andra Franklin (1981-84); Mike Kozlowski (1979-80); J.B. Brown (1989-96); Zebbie Lethridge (2001)
- 38 - Leroy Harris (1977-78); Bob Torrey (1979); Terry Robiskie (1980-81); Ron Landry (1984); \*Clarence Bailey (1987); Bruce Plummer (1988); Willard Reaves (1989); Calvin Jackson (1994-99); Kevin Williams (2000)
- 39 - Larry Csonka (1968-74, 1979)
- 40 - Bo Roberson (1966); Dick Anderson (1968-77); Mike Kozlowski (1981-86); \*John Swain (1987); Irving Spikes (1994-96); Ray Green (2001-02)
- 41 - Willie Pearson (1969); Norris Thomas (1977-79); Fulton Walker (1981-84); \*Mark Konecny (1987); African Grant (1990); Keith Byars (1993-96); Scott McGarrahan (2001)
- 42 - Bill Darnell (1968-69); Paul Warfield (1970-74); Jeris White (1974-76); Vern Roberson (1977); Lyle Blackwood (1981-86); \*Robert Sowell (1987); Ernest Gibson (1989); Chris Green (1991-94); Terry Kirby (1995); Roosevelt Potts (1997); Trent Gamble (2000-02)
- 43 - Bob Neff (1966-68); Mike Holmes (1976); Jeff Allen (1980); Ricky Ray (1981-82); Larry Cowan (1982); Bud Brown (1984-88); Terry Kirby (1993-94); Scott McGarrahan (2002)
- 44 - Pete Jacquess (1966-67); Dick Washington (1968); Dean Brown (1970); Mike Howell (1972); Barry Hill (1975-76); Charles Cornelius (1977-78); Doug Beaudoin (1980); Paul Lankford (1982-91); Bobby Humphrey (1992); Aaron Craver (1994); Rob Konrad (1999-02)
- 45 - Mack Lamb (1967-68); Curtis Johnson (1970-78); Ed Taylor (1979-82); Robert Sowell (1983-85); \*Trell Hooper (1987); Rodney Thomas (1988); Bobby Harden (1990-93); Brian Walker (1997-98, 2000-01)
- 46 - Hal Wantland (1966); Don Bessilleu (1979-81); Pete Johnson (1984); \*Mark Irvin (1987); Dave Moore (1992)
- 47 - John McGeever (1966); Tom Beier (1967, 1969); Ted Bachman (1976); Glenn Blackwood (1979-87); Stefan Adams (1990); Darrell Malone (1992-94); Robert Edwards (2002)
- 48 - Bob Patrella (1966-71); Henry Stuckey (1972-74); Ken Ellis (1976); Wade Bosarge (1977); Gerald Small (1978-83); Mike Iaquaniello (1991); Jim Kitts (1997-98); Kantroy Barber (1999); Brody Heffner-Liddiard (2000)
- 49 - Jimmy Warren (1966-69); Ray Jones (1971); Charlie Babb (1972-79); William Judson (1982-87); \*Marvell Burgess (1987); William Judson (1987-89); Tony Paige (1990-92); Robert Wilson (1994-96); Dewayne Dotson (1997)
- 50 - Frank Emanuel (1968-69); Dick Palmer (1970); Bruce Elia (1975); Larry Gordon (1976-82); Jackie Shipp (1984-87); \*Greg Storr (1987); Jackie Shipp (1987-88); Dave Ahrens (1989); Louis Cooper (1991); Dwight Hollier (1992-99); Michael Hamilton (2000)
- 51 - Jerry Hopkins (1967-68); Ed Weisacosky (1968-70); Larry Ball (1972-74); Rodrigo Barnes (1975); Andy Selfridge (1976); Rusty Chambers (1976-80); Mark Brown (1983-88); Greg Clark (1989); Bryan Cox (1991-95); Anthony Harris (1996-99); Tommy Hendricks (2000-02)
- 52 - Mike Hudock (1966); Jimmy Keyes (1968-69); Mike Dennerly (1976); Larry Ball (1977-78); Mel Land (1979); Steve Shull (1981-83); Emmitt Tilley (1983); Terry Tautolo (1983-84); Sanders Shiver (1984); Robin Sendlein (1985); \*Dennis Fowlkes (1987); Scott Nicolas (1987); Mike Reichenbach (1990-91); Roosevelt Collins (1992); Brant Boyer (1994); Jeff Kopp (1995); Robert Jones (1998-00); Morlon Greenwood (2001-02)
- 53 - Tom Erlandson (1966-67); Norm McBride (1969-70); Bob Matheson (1971-79); Rodell Thomas (1981); Ron Hester (1982-84); Jay Brophy (1984-86); Jack Squirek (1986); David



- Frye (1986-89); Ned Bolcar (1991-92); Aubrey Beavers (1994-95); Larry Izzo (1996-00)
- 54 - Wahoo McDaniel (1966-68); Bob Bruggers (1968); Dale McCullers (1969); Ted Davis (1970); Howard Kindig (1972-73); Ralph Ortega (1979-80); Steve Potter (1981-82); Rodell Thomas (1983-84); Alex Moyer (1985-86); Johnny Taylor (1986); \*Steve Lubischer (1987); Larry Kolic (1977-88); E.J. Junior (1989-91); Chuck Bullough (1993-94); Zach Thomas (1996-02)
- 55 - Jack Rudolph (1966); Randall Edmunds (1968-69); Irv Goode (1973-74); Earnie Rhone (1975-84); Hugh Green (1985-91); David Merritt (1993); Chris Singleton (1993-96); Ronnie Ward (1997)
- 56 - Bob Bruggers (1966-67); Jesse Powell (1969-73); Steve Towle (1975-80); Charles Bowser (1982-85); John Offerdahl (1986-93); Mike Crawford (1997-98); Twan Russell (2000-02)
- 57 - John Bramlett (1967-68); Sean Clancy (1978); Mike Kolen (1970-75, 1977); Dwight Stephenson (1980-87); \*Scott Nicolas (1987); Tom Thayer (1993); Dion Fox (1994-95); O.J. Brigrance (1997-99); Corey Moore (2001)
- 58 - Tom Goode (1966-69); Dale Farley (1971); Al Jenkins (1972); Bruce Bannon (1973-74); Kim Bokamper (1977-85); Rick Graf (1987); Chris Gaines (1988); Ilia Jarostchuk (1988); Tony Furjanic (1988); Krauss (1989); Mark Sander (1992); Jesse Solomon (1994); Antonio Armstrong (1995); O.J. Brigrance (1996); Scott Galyon (2000-02)
- 59 - Jack Thornton (1966); Doug Swift (1970-75); Guy Roberts (1977); Steve Shull (1980); Bob Brudzinski (1981-89); John Grimsley (1991-93); Dewayne Dotson (1994-95); Derrick Rodgers (1997-02)
- 60 - Carl Mauck (1970); Tom Wickert (1974); Don Reese (1976); Melvin Mitchell (1977-78); Jeff Toews (1979-85); \*Duke Schamel (1987); Greg Clark (1989); Bert Weidner (1990-95); John Bock (1996-00); Spencer Folau (2001); Greg Jerman (2002)
- 61 - Ernie Park (1966); Fred Woodson (1967-69); Bob DeMarco (1970-71); Cleveland Green (1979); Thom Dornbrook (1980); Roy Foster (1982-87); \*Greg Cleveland (1987); Roy Foster (1987-90); Gene Williams (1991-92); Tim Ruddy (1994-02)
- 62 - Jim Langer (1970-79); Harry Galbreath (1988-92); Chris Gray (1993-96)
- 63 - Billy Neighbors (1966-69); Mark Dennard (1979-83); Larry Lee (1985); \*Greg Ours (1987); Jeff Uhlenhake (1989-93); Cal Dixon (1996); Mark Dixon (1998-02)
- 64 - Ed Newman (1973-84); Houston Hoover (1994); Larry Chester (2002)
- 65 - Jim Higgins (1966); Jack Pyburn (1967-68); Maulty Moore (1972-74); Wally Pesuit (1977-78); Jeff Dellenbach (1985-87); \*Bill Bealles (1987); Jeff Dellenbach (1987-94); Kevin Donnalley (1998-00); Troy Andrew (2001-02)
- 66 - Larry Little (1969-80); Larry Lee (1986); \*Jim Gilmore (1987); Everett McIver (1996-97); Kevin Gogan (1999); Heath Irwin (2000-01); Jamie Nails (2002)
- 67 - Bob Kuechenberg (1970-84); Chris Ward (1986); Chris Conlin (1987); \*Guy Goar (1987); Pat Swoopes (1991); Jeff Novak (1994); Barry Stokes (1998)
- 68 - Melvin Mitchell (1976); Eric Laakso (1978-84); Greg Koch (1986-87); \*Louis Oubre (1987); Jim Huddleston (1987); Andrew Greene (1995); Mike Sheldon (1997-99); Seth McKinney (2002)
- 69 - Mike Lambrecht (1987-89); Keith Sims (1990-97)
- 70 - Jim Riley (1967-71); Larry Woods (1973); Tom Funchess (1974); Bill Windauer (1975); John Andrews (1975-76); Bob Simpson (1978); Bill Barnett (1980-85); Brian Sochia (1986-91); Eric Moore (1995); Mike Chalsenski (1997); Harry Swayne (2001)
- 71 - Jack Pyburn (1966); Charlie Fowler (1967-68); John Boynton (1969); Frank Cornish (1970-71); Darryl Carlton (1975-76); Mike Current (1977-79); Burton Lawless (1981); Mike Charles (1983-86); \*Scott Kehoe (1987); Bob Gruber (1987); Ethan Albright (1995); Dunstan Anderson (1997); Todd Wade (2000-02)
- 72 - Whit Canale (1966); Bill Keating (1967); Rudy Barber (1968); Bob Heinz (1969-77); Mike Fultz (1981); Richard Bishop (1982); Ronnie Lee (1984-87); \*Steve Jacobson (1987); Ronnie Lee (1987-89); Tom McHale (1995); Barron Tanner (1997-98)
- 73 - Norm Evans (1966-75); Bob Baumhower (1977-86); Greg Johnson (1988); Ron Heller (1993-95)
- 74 - John Richardson (1967-71); Randy Crowder (1974-76); Steve Young (1977); Cleveland Green (1980-86); Mark Dennis (1987); \*Jeff Wiska (1987); Mark Dennis (1987-93); Ed Hawthorne (1995); Brent Smith (1997-02)
- 75 - Ken Rice (1966-67); Manny Fernandez (1968-75); Rick Dvorak (1977); Doug Betters (1978-87); Jeff Faulkner (1990); Dave Zawatson (1991); Shane Burton (1996-98); Damian Gregory (2000); Todd Perry (2001-02)
- 76 - Tom Nomina (1966-68); Jeff Richardson (1969); Willie Young (1973); Ron Berger (1973); Don Reese (1974-75); John Alexander (1977-78); Rod Walters (1980); Mike Fultz (1981); Steve Clark (1982-85); Tom Toth (1986-89); Tim Irwin (1994); James Brown (1996-99); Marcus Spriggs (2001-02)
- 77 - Rich Zecher (1966-67); Doug Crusan (1968-74); A.J. Duhe (1977-84); \*Stanley Scott (1987); Louis Cheek (1988-89); Karl Wilson (1990); Jeff Buckley (1996-98)
- 78 - Maxie Williams (1966-70); Wayne Mass (1971); Jim Dunaway (1972); Tom Drougas (1975-76); Carl Barisich (1977-80); Ken Poole (1981-82); Charles Benson (1983-84); Jerome Foster (1986); \*Derek Wimberly (1987); Doug Marrone (1987); Alvin Powell (1989); Richmond Webb (1990-00)
- 79 - Al Dotson (1966); Claude Brownlee (1967); Mike Current (1967); Jim Urbanek (1968); Wayne Moore (1970-78); Jon Giesler (1979-87); \*Ike Readon (1987); Jon Giesler (1987-88); Donnie Gardner (1991); Larry Webster (1992-94); Billy Milner (1995-96); Kenny Mixon (1998-01)

- 80 - Ed Cooke (1966-67); Bob Joswick (1968-69); Marv Fleming (1970-74); Jim McFarland (1975); Loaird McCreary (1976-78); Joe Rose (1980-85); \*Lawrence Sampleton (1987); Ferrell Edmunds (1988-92); Irving Fryar (1993-95); Fred Barnett (1996-97); Brett Perriman (1997); Kirby Dar Dar (1998); Horace Copeland (1998); Iheanyi Uwaezueke (1998); Tony Martin (1999-00); James McKnight (2001-02)
- 81 - Howard Whitley (1966-76); Ike Hill (1976); Jimmy Cefalo (1978-84); \*Mike Caterbone (1987); Scott Schwedes (1987-90); Randal Hill (1991); James Pruitt (1991); Robert Clark (1992); O.J. McDuffie (1993-01); Randy McMichael (2002)
- 82 - Doug Moreau (1966-69); Otto Stowe (1971-72); Bo Rather (1973); Mel Baker (1974); Cotton Speyrer (1975); Morris Owens (1975-76); Duriel Harris (1977-83); Fernanza Burgess (1984); Duriel Harris (1985); James Pruitt (1986-87); \*Todd Feldman (1987); James Pruitt (1987-88); Andre Brown (1989-90); Scott Miller (1991-92); Mark Ingram (1993-94); Frank Wainright (1995-98); Larry Shannon (1999); Roell Preston (1999); Kevin McKenzie (1999); Jed Weaver (2000-02)
- 83 - Dave Kocourek (1966); Jim Cox (1968); Vern Den Herder (1972-82); Mark Clayton (1983-87); \*Dameon Reilly (1987); Mark Clayton (1987-92); Scott Miller (1993-96); Brian Manning (1997); Hendrick Lusk (1998); Hunter Goodwin (1999-01); Albert Johnson (2002); Robert Baker (2002)
- 84 - Earl Faison (1966); Ray Jacobs (1967-68); Bill Stanfill (1969-76); Bruce Hardy (1978-87); \*Willie Smith (1987); Bruce Hardy (1987-89); Greg Baty (1990-94); Gary Clark (1995); Brett Carolan (1996); Troy Drayton (1996-99); Leslie Shepherd (2000); Chris Chambers (2001-02)
- 85 - John Holmes (1966); Nick Buoniconti (1969-76); Terry Anderson (1977-78); Bo Rather (1978); Jeff Groth (1979); Mark Duper (1982-87); \*Eddie Chavis (1987); Mark Duper (1987-92); Ronnie Williams (1993-95); Lamar Thomas (1996-00); Desmond Clark (2002)
- 86 - Mel Branch (1966-68); Vern Den Herder (1971); Marlin Briscoe (1972-74); Freddie Solomon (1975-77); Ronnie Lee (1979-82); John Chesley (1984); \*George Farmer (1987); Fred Banks (1987-90); Dennis McKinnon (1990); Fred Banks (1990-93); Eric Green (1995); Brett Carolan (1996); Qadry Ismail (1997); Oronde Gadsden (1998-02)
- 87 - John Roderick (1966-67); Jim Mertens (1969); Willie Richardson (1970); Andre Tillman (1975-78); Dan Johnson (1983-87); \*Rich Siler (1987); \*David Lewis (1987); James Pruitt (1990); Charles Henry (1991); Mike Williams (1991-95); Kirby Dar Dar (1996); Yatil Green (1997-99); Bert Emanuel (2000); Dedric Ward (2001-02)
- 88 - LaVerne Torczon (1966); Jim Mandich (1970-77); Elmer Bailey (1980-81); Vince Heflin (1982-85); Brian Kinchen (1988-90); Joel Williams (1987); Arthur Cox (1991); Keith Jackson (1992-94); Joe Planansky (1995); Charles Jordan (1996-98); Nate Jacquet (1998-99); Jeff Ogden (2000-01); Desmond Clark (2002); Cris Carter (2002)
- 89 - Karl Noonan (1966-71); Nat Moore (1974-86); \*Leland Douglas (1987); David Lewis (1987); Tony Martin (1990-93); Randal Hill (1995-96); Ed Perry (1997-02)
- 90 - Bill Cronin (1966); Andy Hendel (1986); Eric Kumerow (1988-90); Marco Coleman (1992-95); Adewale Ogunleye (2000-01); Rob Burnett (2002)
- 91 - Ed Judie (1984); Mack Moore (1985-86); Fred Robinson (1986); \*Victor Morris (1987); Jeff Cross (1988-95); Lorenzo Bromell (1998-01); Jay Williams (2002)
- 92 - \*Laz Chavez (1987); Nate Hill (1988); David Griggs (1989-93); Daryl Gardener (1996-01)
- 93 - \*Charles Bennett (1987); Cliff Odum (1990-93); William Gaines (1994); Trace Armstrong (1995-00); Adewale Ogunleye (2000-01)
- 94 - Larry Kolic (1986); \*Tim Pidgeon (1987); Greg Mark (1990); Craig Veasey (1993-94); Steve Emtman (1995-96); Jermaine Haley (2000-02)
- 95 - T.J. Turner (1986-92); Tim Bowens (1994-02)
- 96 - David Marshall (1987); Alfred Oglesby (1990-92); Mike Golic (1993); Daniel Stubbs (1996-98); Rich Owens (1999-00); David Bowens (2001-02)
- 97 - John Bosa (1987-89); Jeff Hunter (1992-93); Tyoka Jackson (1994); Aaron Jones (1996); Ernest Grant (2000-01)
- 98 - Jackie Cline (1987-89); Shawn Lee (1990-91); Norman Hand (1996); Antoine Simpson (1999); Damian Gregory (2001); Henry Taylor (2001)
- 99 - Jimmy Hines (1969); George Little (1985-87); Rick Graf (1988-90); Chuck Klingbeil (1991-95); Jason Taylor (1997-02)

\* - replacement player

## LIKE FATHER, LIKE SON

With the addition of quarterback Brian Griese during the 2003 offseason, the Dolphins will have had two father-son player combinations in their history. The first were the Barbers, which included linebacker Rudy Barber (1968) and fullback Kantroy Barber (1999). Likewise, there have been two father-son coaching tandems in franchise history, as both Dave Shula (1982-88) and Mike Shula (1991-92, 2000-02) coached under their father, Don.

# ALL-TIME DRAFT CHOICES

(**Boldface** indicates made active roster)

## 1966 EXPANSION DRAFT

<b>FROM BOSTON</b>		
Eddie Wilson	QB	Arizona
Billy Neighbors	G	Alabama
Ross O'Hanley	S	Boston College
Jack Rudolph	LB	Georgia Tech
<b>FROM BUFFALO</b>		
Billy Joe	FB	Villanova
Bo Roberson	WR	Cornell
x-Jim Davidson	T	Ohio State
Howard Simpson	DT	Auburn
<b>FROM DENEVER</b>		
John McGeever	S	Auburn
Ed Cooke	DE	Maryland
Tom Erlandson	LB	Washington St.
Tom Nomina	DT	Miami (Ohio)
<b>FROM HOUSTON</b>		
Norm Evans	T	Texas Christian
Tom Goode	C	Miss. State
Jack Spikes	FB	Texas Christian
Maxie Williams	T	SE Louisiana
<b>FROM KANSAS CITY</b>		
Al Dotson	DT	Grambling
Mel Branch	DE	Louisiana St.
Frank Jackson	WR	So. Methodist
Ron Caveness	LB	Arkansas
<b>FROM NEW YORK JETS</b>		
Wahoo McDaniel	LB	Oklahoma
Willie West	S	Oregon
Mike Hudock	C	Miami (Fla.)
LaVerne Torczon	DE	Nebraska
<b>FROM OAKLAND</b>		
Rich Zecher	DT	Utah State
Dick Wood	QB	Auburn
Ken Rice	G	Auburn
Gene Mingo	K	No College
<b>FROM SAN DIEGO</b>		
Dave Kocourek	TE	Wisconsin
Ernie Park	G	MacMurray
Jimmy Warren	CB	Illinois
Dick Westmoreland	CB	N.C. A&T

x-retired

## 1966

1a	x-Jim Grabowski (1)	RB	Illinois
1b	<b>Rick Norton</b> (2)	QB	Kentucky
2	<b>Frank Emanuel</b> (11)	LB	Tennessee
3	x-Larry Gagner (20)	G	Florida
4	x-Dick Lefridge (29)	RB	West Virginia
5	Grady Bolton (38)	DT	Miss. St.
6	x-Ed Weisacosky (47)	LB	Miami (Fla.)
7	x-Don Hansen (56)	LB	Illinois
8	<b>Bob Petrella</b> (65)	S	Tennessee
9	x-Bill Matan (74)	DE	Kansas St.
10	x-Pat Killorin (83)	C	Syracuse
11	<b>Sam Price</b> (92)	RB	Illinois
12	<b>Howard Twilley</b> (101)	WR	Tulsa
13	x-Ken Kramer (110)	TE	Minnesota
14	Phil Scoggin (119)	P	Texas A&M
15	Jerry Oliver (128)	T	SW Texas
16	Don Lorenz (137)	DE	Stephen F. Austin
17	x-Mike Bender (146)	G	Arkansas

18	x-Rick Kestner (155)	E	Kentucky
19	<b>Doug Moreau</b> (164)	TE	Louisiana St.
20	Jon Tooker (173)	CB	Adams State

x-signed with National Football League

## 1966 REDSHIRTED DRAFT

1	<b>John Roderick</b>	WR	So. Methodist
2	Harold Fulford	WR	Auburn
3	<b>Jack Clancy</b>	WR	Michigan
4	x-Jim Mankins	RB	Florida St.
5	x-Fritz Greenlee	TE	Arizona
6	<b>Bill Darnall</b>	WR	North Carolina
7	Don Williams	DE	Wofford
8	Jon Brittenum	QB	Arkansas
9	x-Craig Baynham	WR	Georgia Tech
10	x-Randy Winkler	T	Tarleton St.
11	Kai Anderson	C	Illinois

x-signed with National Football League

## 1967

1	<b>Bob Griese</b> (4)	QB	Purdue
2	<b>Jim Riley</b> (29)	DT	Oklahoma
3	TO DENVER for Cookie Gilchrist (58)		
4	Bob Greenlee (84)	DE	Yale
5a	TO DENVER for Cookie Gilchrist (110)		
5b	x-Gary Tucker (129)	RB	Chattanooga
	(from Buffalo for Jack Spikes)		
6	Bud Norris (138)	TE	Washington St.
7	<b>Larry Seiple</b> (163)	P/RB	Kentucky
8	TO OAKLAND for Bill Cronin (186)		
9	<b>John Richardson</b> (216)	DT	UCLA
10	<b>Torn Beier</b> (241)	S	Miami (Fla.)
11	<b>Jack Pyburn</b> (266)	T	Texas A&M
12a	y-Stan Juk (294)	LB	South Carolina
12b	y-Jim Whitaker (295)	CB	Missouri
	(from Denver for Jerry Oliver)		
13	TO BUFFALO for George Wilson, Jr. (318)		
14	Charlie Stikes (344)	CB	Kent State
15	Jake Ferro (372)	LB	Youngstown
16	Maurice Calhoun (397)	RB	Central Ohio
17	Larry Kissam (422)	T	Florida St.

x-taxi squad '67

y-entered medical school

## 1968

1a	<b>Larry Csonka</b> (8)	RB	Syracuse
1b	<b>Doug Crusan</b> (27)	T	Indiana
	(from Cincinnati for John Stofa)		
2a	<b>Jim Keyes</b> (35)	LB	Mississippi
2b	<b>Jim Cox</b> (54)	TE	Miami (Fla.)
	(from Cincinnati for John Stofa)		
3a	<b>Jim Urbanek</b> (62)	DT	Mississippi
3b	<b>Dick Anderson</b> (73)	S	Colorado
	(from San Diego for John Brittenum)		
4	TO DENVER for John Bramlett (91)		
5	<b>Jim Kiick</b> (118)	RB	Wyoming
6a	<b>Kim Hammond</b> (142)	QB	Florida St.
	(from Denver in 7-man deal)		
6b	x-Jimmy Hines (146)	WR	Texas Southern
7	x-John Boynton (172)	T	Tennessee
8a	TO N.Y. JETS for Archie Roberts (200)		
8b	<b>Randall Edmunds</b> (217)	LB	Georgia Tech
	(from Oakland for Dave Kocourek)		
9a	Sam McDowell (226)	T	SW Missouri



9b	y-Tom Paciorek (240)	CB	Houston (from Houston for Billy Anderson)
10	Joe Mirto (253)	T	Miami (Fla.)
11	Cornelius Cooper (280)	DE	Prairie View
12	Paul Paxton (307)	T	Akron
13	<b>Bob Joswick</b> (334)	DE	Tulsa
14	Ray Blunk (362)	TE	Xavier
15	Ken Corbin (388)	LB	Miami (Fla.)
16	Henry Still (416)	DT	Bethune-Cookman
17	Bill Nemeth (442)	C	Arizona

x - taxi squad '68

y - pro baseball

### 1969

1	<b>Bill Stanfill</b> (11)	DE	Georgia
2	<b>Bob Heinz</b> (37)	DT	Pacific
3	<b>Mercury Morris</b> (63)	RB	West Texas State
4	<b>Norm McBride</b> (89)	LB	Utah
5a	<b>Willie Pearson</b> (115)	WR	N.C. A&T
5b	<b>Karl Kremser</b> (128)	K	Tennessee (from Oakland for John Roderick)
6	Ed Tuck (141)	G	Notre Dame
7a	John Egan (167)	C	Boston College
7b	John Kulka (174)	G	Penn State (from San Diego for Tom Erlandson)
8	Bruce Weinstein (193)	TE	Yale
9	<b>Jesse Powell</b> (219)	LB	West Texas State
10	<b>Jim Mertens</b> (245)	TE	Fairmont St.
11	Mike Berdis (271)	DT	N. Dakota St.
12	<b>Dale McCullers</b> (297)	LB	Florida St.
13	Amos Ayres (323)	S	Arkansas AM & N
14	Glynn Thompson (349)	DT	Troy State
15	Chick McGeehan (375)	WR	Tennessee
16	<b>Lloyd Mumphord</b> (401)	CB	Texas Southern
17	Tom Krallman (427)	DE	Xavier

### 1970

1	TO CLEVELAND for Paul Warfield (3)		
2	<b>Jim Mandich</b> (29)	TE	Michigan
3	<b>Tim Foley</b> (55)	CB	Purdue
4	<b>Curtis Johnson</b> (81)	CB	Toledo
5	TO NEW ENGLAND in Buoniconti deal (107)		
6	Dave Campbell (132)	DE	Auburn
7	<b>Jake Scott</b> (159)	S	Georgia
8	Narvel Chavers (185)	RB	Jackson St.
9	<b>Hubert Ginn</b> (211)	RB	Florida A&M
10	Dick Nittinger (237)	G	Tampa
11	Brownie Wheless (263)	DT	Rice
12	<b>Mike Kolen</b> (289)	LB	Auburn
13	Dave Buddington (315)	RB	Springfield
14	Gary Brackett (341)	G	Holy Cross
15	Pat Hausar (367)	WR	East Tenn.
16	Charles Williams (393)	G	Tennessee St.
17	George Myles (419)	DT	Morris Brown

### 1971

1	TO BALTIMORE for Don Shula (22)		
2	<b>Otto Stowe</b> (47)	WR	Iowa State
3	<b>Dale Farley</b> (74)	LB	West Virginia
4	x-Joe Theismann (99)	QB	Notre Dame
5	TO PITTSBURGH for Willie Richardson (126)		
6	Dennis Coleman (151)	LB	Mississippi
7	Ron Dickerson (178)	CB	Kansas St.
8	TO PITTSBURGH for Bob DeMarco (203)		
9	<b>Vern Den Herder</b> (230)	DE	Central Iowa
10	Ron Maree (255)	DT	Purdue
11	Vic Surma (282)	T	Penn State
12	Leroy Byars (307)	RB	Alcorn A&M
13	Lonnie Hepburn (333)	CB	Texas Southern
14	David Vaughn (359)	TE	Memphis St.

15	Bob Richards (385)	G	California
16	Chris Myers (410)	WR	Kenyon
17	Curt Mark (437)	LB	Maryville, N.D.

x-signed with Canadian Football League

### 1972

1	x-Mike Kadish (25)	DT	Notre Dame
2	TO CLEVELAND for Bob Matheson (51)		
3	Gary Kosins (77)	RB	Dayton
4a	<b>Larry Ball</b> (91)	DE	Louisville (from San Diego for Carl Mauck)
4b	Al Benton (103)	T	Ohio Univ.
5	<b>Charlie Babb</b> (129)	S	Memphis St.
6	y-Ray Nettles (155)	LB	Tennessee
7a	Bill Adams (161)	G	Holy Cross (from Demer for John Stofa)
7b	Calvin Harrell (180)	RB	Arkansas St.
8	Craig Curry (207)	QB	Minnesota
9	Greg Johnson (233)	CB	Wisconsin
10	TO HOUSTON for Russell Price (259)		
11	<b>Ed Jenkins</b> (285)	WR	Holy Cross
12	Ashley Ball (311)	TE	Purdue
13	Archy Robinson (337)	CB	Hillsdale
14	Willie Jones (362)	LB	Tampa
15	Bill Davis (389)	DT	Wm. & Mary
16	Al Hannah (415)	WR	Wisconsin
17	Vern Brown (441)	S	Western Mich.

x-taxi squad '72

y-signed with Canadian Football League

### 1973

1	TO BUFFALO for Marlin Briscoe (26)		
2	x-Chuck Bradley (52)	C	Oregon
3	<b>Leon Gray</b> (78)	T	Jackson St.
4	<b>Bo Rather</b> (104)	WR	Michigan
5a	<b>y-Don Strock</b> (111)	QB	Virginia Tech (from Buffalo in Frank Cornish deal)
5b	Dave McCurry (130)	CB	Iowa State
6	<b>Ed Newman</b> (156)	G	Duke
7a	Kevin Reilly (160)	LB	Villanova (from New England for Wayne Mass)
7b	Ben Shephard (163)	RB	Arkansas Tech (from New England for Bill Griffin)
7c	Willie Hatter (178)	WR	Northern Ill. (from Cleveland for Bob DeMarco)
7d	<b>Tom Smith</b> (182)	RB	Miami (Fla.)
8	Archie Pearmon (206)	DE	N.E. Oklahoma
9	Karl Lorch (234)	DE	Southern Cal.
10	Ron Fernandes (260)	DE	Eastern Mich.
11	Chris Kete (286)	G	Boston College
12	Mike Mullen (312)	LB	Tulane
13	Joe Booker (338)	RB	Miami (Ohio)
14	Greg Boyd (364)	RB	Arizona
15	Bill Palmer (389)	TE	St. Thomas
16	James Jackson (416)	DE	Norfolk St.
17	<b>Charley Wade</b> (442)	WR	Tennessee St.

x-injured reserve '73

y-taxi squad '73

### 1974

1	<b>Don Reese</b> (26)	DE	Jackson St.
2a	<b>y-Andre Tillman</b> (38)	TE	Texas Tech (from Green Bay for Jim Del Gaizo)
2b	<b>Benny Malone</b> (47)	RB	Arizona St. (from Dallas in Otto Stowe deal)
2c	<b>Jeris White</b> (52)	CB	Hawaii
3	<b>Nat Moore</b> (78)	WR	Florida
4	x-Bill Stevenson (104)	DT	Drake
5	x-Cleveland Vann (130)	LB	Oklahoma St.
6a	<b>Randy Crowder</b> (136)	DT	Penn State (from Baltimore in Hubert Ginn deal)

6b	x-Bob Wolfe (156)	T	Nebraska
7a	Carl Swierc (164)	WR	Rice
	(from New Orleans for Jeff White)		
7b	Joe Sullivan (182)	T	Boston College
8	<b>Mel Baker</b> (206)	WR	Texas Southern
9a	<b>Tom Wickert</b> (212)	T	Washington St.
	(from Chicago for Dave McCurry)		
9b	x-Bob Lally (234)	LB	Cornell
10	x-Gary Valbuena (260)	QB	Tennessee
11	Gerry Roberts (286)	DE	UCLA
12	Jim Revels (312)	S	Florida
13	x- <b>Clayton Heath</b> (338)	RB	Wake Forest
14	Sam Johnson (364)	LB	Arizona St.
15	Larry Cates (390)	CB	Western Mich.
16	Jesse Wolf (416)	DT	Prairie View
17	Ken Dickerson (442)	CB	Tuskegee

x-signed with World Football League y-injured reserve '74

### 1975

1	<b>Darryl Carlton</b> (23)	T	Tampa
2a	<b>Fred Solomon</b> (36)	WR	Tampa
	(from Green Bay for Jim Del Gaizo)		
2b	<b>Stan Winfrey</b> (49)	RB	Arkansas St.
3	Gerald Hill (75)	LB	Houston
4	<b>Bruce Elia</b> (100)	LB	Ohio State
5a	<b>Morris Owens</b> (106)	WR	Arizona St.
	(from N.Y. Giants for Henry Stuckey)		
5b	<b>Barry Hill</b> (127)	S	Iowa State
6a	<b>Steve Towle</b> (143)	LB	Kansas
	(from N.Y. Jets for Larry Woods)		
6b	TO N.Y. JETS for John Mooring (153)		
7	Phillip Kent (179)	RB	Baylor
8	Barney Crawford (205)	DT	Harding
9	James Wilson (231)	G	Clark
10a	Clyde Russell (239)	RB	Oklahoma
	(from Chicago for Charley Wade)		
10b	Joe Jackson (256)	TE	Penn State
	(from Washington for Howard Kindig)		
10c	Joe Danelo (257)	K	Washington St.
11	John Dilworth (283)	CB	NW St. (La.)
12	Joe Yancey (309)	T	Henderson
13	Leonard Isabel (334)	WR	Tulsa
14a	James Lewis (338)	CB	Tennessee St.
	(from N.Y. Giants for Ed Jenkins)		
14b	Jack Graham (361)	QB	Colorado St.
15	Skip Johns (387)	RB	Carson-Newman
16	Vernon Smith (413)	C	Georgia
17	Dwayne Copeland (439)	RB	Middle Tenn.

### 1976

1a	<b>Larry Gordon</b> (17)	LB	Arizona St.
	(from Washington for Joe Theismann)		
1b	x- <b>Kim Bokamper</b> (18)	LB	San Jose St.
2	<b>Loaird McCreary</b> (49)	TE	Tennessee St.
3	<b>Daniel Harris</b> (80)	WR	New Mexico St.
4a	<b>Melvin Mitchell</b> (96)	G	Tennessee St.
	(from Detroit for Larry Ball)		
4b	TO PHILADELPHIA for Norm Bulaich (111)		
5	TO DETROIT with Larry Ball (145)		
6	<b>Gary Davis</b> (174)	RB	Cal Poly-SLO
7a	Joe Ingersoll (185)	G/T	Nev.-Las Vegas
	(from New Orleans for Mel Baker)		
7b	Johnny Owens (200)	DE	Tennessee St.
8	Bob Simpson (230)	DT	Colorado
9	y- <b>Norris Thomas</b> (257)	CB	Southern Miss.
10a	Gary Fencik (281)	S	Yale
	(from Washington for Karl Lorch)		
10b	Don Testerman (282)	RB	Clemson
11	Dexter Pride (312)	RB	Minnesota
12a	Randy Young (338)	T	Iowa State

12b	Darryl Brandford (341)	DT	Northwestern
	(from St. Louis for Rodrigo Barnes)		
13	Bernie Head (366)	C	Tulsa
14	Bob Gissler (395)	LB	S. Dakota St.
15	Ron Holmes (423)	RB	Utah State
16	Mike Green (450)	P/WR	Ohio Univ.
17	z-Jeff Grantz (480)	QB	South Carolina

x-injured reserve '76 y-quit camp '76, active roster '77  
z-remained at South Carolina as coach

### 1977

1	<b>A.J. Duhe</b> (13)	DE	Louisiana St.
2	<b>Bob Baumhower</b> (40)	DT	Alabama
3a	TO HOUSTON for Ken Ellis (70)		
3b	Mike Watson (71)	T	Miami (Ohio)
	(from Chicago for Bo Rather)		
4	TO WASHINGTON in Jake Scott deal (97)		
5a	<b>Mike Michel</b> (113)	P/K	Stanford
	(from Tampa Bay for Ray Nettles' rights)		
5b	<b>Leroy Harris</b> (123)	RB	Arkansas St.
6	TO N.Y. GIANTS for Andy Selfridge (153)		
7	Bruce Herron (180)	LB	New Mexico
8	Horace Perkins (207)	CB	Colorado
9	Robert Turner (237)	RB	Oklahoma St.
10	Mark Carter (264)	T	Eastern Mich.
11	<b>John Alexander</b> (291)	DE	Rutgers
12	<b>Terry Anderson</b> (321)	WR	Bethune-Cookman

### 1978

1	TO SAN FRAN. in Delvin Williams deal (24)		
2	<b>Guy Benjamin</b> (51)	QB	Stanford
3a	Lyman Smith (64)	DT	Duke
	(from N.Y. Giants for Larry Csonka)		
3b	<b>Jimmy Cefalo</b> (81)	WR	Penn State
4a	<b>Gerald Small</b> (93)	CB	San Jose St.
	(from Cleveland for Paul Warfield)		
4b	<b>Eric Laakso</b> (106)	T	Tulane
5a	Ted Burgmeier (111)	S	Notre Dame
	(from Tampa Bay for Jeris White)		
5b	TO SAN FRAN. in Delvin Williams deal (133)		
6	<b>Doug Betters</b> (163)	DE	Nevada-Reno
7a	Karl Baldischwieler (178)	T	Oklahoma
	(from Cleveland for Paul Warfield)		
7b	Lloyd Henry (190)	WR	NE Missouri
8	<b>Sean Clancy</b> (217)	LB	Amherst
9	<b>Bruce Hardy</b> (247)	TE	Arizona St.
10	x- <b>Mark Dennard</b> (274)	C	Texas A&M
11	TO SEATTLE for Carl Barisich (301)		
12a	Mike Moore (331)	RB	Middle Tenn.
12b	Bill Kenney (333)	QB	Northern Colo.
	(from Denver for Jim Kiick)		

x-injured reserve '78

### 1979

1	<b>Jon Giesler</b> (24)	T	Michigan
2	<b>Jeff Toews</b> (53)	G	Washington
3a	<b>Tony Nathan</b> (61)	RB	Alabama
	(from Tampa Bay for Randy Crowder)		
3b	<b>Mel Land</b> (63)	LB	Michigan St.
	(from N.Y. Giants for Larry Csonka)		
3c	<b>Ronnie Lee</b> (65)	TE	Baylor
	(from New Orleans for Don Reese)		
3d	TO ATLANTA for Ralph Ortega (79)		
4	<b>Steve Howell</b> (107)	RB	Baylor
5	<b>Don Bessillieu</b> (134)	S	Georgia Tech
6	Steve Lindquist (162)	G	Nebraska
7	<b>Uwe von Schamann</b> (189)	K	Oklahoma
8a	Jeff Groth (206)	WR	Bowling Green
	(from Washington for Jim Mandich)		
8b	<b>Glenn Blackwood</b> (215)	S	Texas

	(from Denver for Jim Kiick)		
8c	TO TAMPA BAY for Council Rudolph (217)		
9	Jeff Weston (244)	DT	Notre Dame
10a	Jerome Stanton (258)	CB	Michigan St.
	(from Detroit for Karl Baldischwiler)		
10b	<b>Mike Kozlowski</b> (272)	S	Colorado
11	Mike Blanton (299)	DE	Georgia Tech
12	Larry Fortner (327)	QB	Miami (Ohio)

### 1980

1	<b>Don McNeal</b> (21)	CB	Alabama
2	<b>Dwight Stephenson</b> (48)	C	Alabama
3	<b>Bill Barnett</b> (75)	DE	Nebraska
4	<b>Elmer Bailey</b> (100)	WR	Minnesota
5	TO WASHINGTON in Benny Malone deal (132)		
6	Eugene Byrd (158)	WR	Michigan St.
7	<b>Joe Rose</b> (186)	TE	California
8a	<b>Jeff Allen</b> (212)	CB	Calif.-Davis
8b	<b>David Woodley</b> (214)	QB	Louisiana St.
	(from Washington for Jim Mandich)		
9	Mark Goodspeed (239)	T	Nebraska
10a	Doug Lantz (271)	C	Miami (Ohio)
10b	Ben Long (272)	LB	South Dakota
	(from Philadelphia, past considerations)		
11a	Phil Driscoll (279)	DE	Mankato St.
	(from San Francisco for Charles Cornelius)		
11b	TO PHILADELPHIA, past considerations (298)		
12	Chuck Stone (325)	G	N. Carolina St.

### 1981

1	x- <b>David Overstreet</b> (13)	RB	Oklahoma
2a	TO LOS ANGELES in Bob Brudzinski deal (43)		
2b	<b>Andra Franklin</b> (56)	FB	Nebraska
	(from Los Angeles in Bob Brudzinski deal)		
3	TO LOS ANGELES in Bob Brudzinski deal (69)		
4a	Sam Greene (84)	WR	Nev.-Las Vegas
	(from New Orleans for Guy Benjamin)		
4b	Brad Wright (96)	QB	New Mexico
5a	<b>Ken Poole</b> (126)	DE	NE Louisiana
5b	<b>Tom Vigorito</b> (138)	RB	Virginia
	(from Philadelphia for Leroy Harris)		
6a	x- <b>Mack Moore</b> (152)	DE	Texas A&M
6b	<b>Fulton Walker</b> (154)	CB	West Virginia
	(from Minnesota in Jim Langer deal)		
7	Mike Daum (179)	T	Cal Poly-SLO
8	y- <b>William Judson</b> (206)	CB	S. Carolina St.
9	John Noonan (235)	WR	Nebraska
10	Steve Folsom (261)	TE	Utah
11	<b>Jim Jensen</b> (291)	QB	Boston Univ.
12	John Alford (318)	DT	S. Carolina St.

x-signed with Canadian Football League

y-injured reserve '81

### 1982

1	<b>Roy Foster</b> (24)	G/T	Southern Cal
2	<b>Mark Duper</b> (52)	WR	NW St. (La.)
3	<b>Paul Lankford</b> (80)	CB	Penn State
4	<b>Charles Bowser</b> (108)	LB	Duke
5a	Bob Nelson (120)	DT	Miami (Fla.)
	(from Minnesota in Jim Langer deal)		
5b	<b>Rich Diana</b> (136)	FB	Yale
6a	Thomas Tutson (161)	CB	S. Carolina St.
	(from San Diego for George Roberts)		
6b	<b>Ron Hester</b> (164)	LB	Florida St.
7a	<b>Dan Johnson</b> (170)	TE	Iowa State
	(from New Orleans for Guy Benjamin)		
7b	Larry Cowan (192)	RB	Jackson St.
8	<b>Tate Randle</b> (220)	S	Texas Tech
9a	<b>Steve Clark</b> (239)	DE	Utah
	(from Detroit for Steve Towle)		

9b	Mack Boatner (248)	RB	SE Louisiana
10a	Robin Fisher (271)	LB	Florida
	(from Philadelphia for Steve Howell)		
10b	Wayne Jones (276)	C/T	Utah
11	Gary Crum (303)	T	Wyoming
12	Mike Rodrigue (331)	WR	Miami (Fla.)

### 1983

1	<b>Dan Marino</b> (27)	QB	Pittsburgh
2	<b>Mike Charles</b> (55)	DT	Syracuse
3a	<b>Charles Benson</b> (76)	DE	Baylor
	(from Houston in '83 draft trade-up)		
3b	TO HOUSTON in '83 draft trade-up (83)		
4	TO L.A. RAMS for Eddie Hill (111)		
5	TO HOUSTON in '83 draft trade-up (139)		
6	<b>Reggie Roby</b> (167)	P	Iowa
7	Keith Woetzel (195)	LB	Rutgers
8	<b>Mark Clayton</b> (223)	WR	Louisville
9	<b>Mark Brown</b> (250)	LB	Purdue
10	Anthony Reed (278)	RB	S. Carolina St.
11	Joe Lukens (306)	G	Ohio State
12	x-Anthony Carter (334)	WR	Michigan

x-previously had signed with United States Football League

### 1984

1a	<b>Jackie Shipp</b> (14)	LB	Oklahoma
	(from Buffalo in '84 draft trade-up)		
1b	TO BUFFALO in '84 draft trade-up (26)		
2	<b>Jay Brophy</b> (53)	LB	Miami (Fla.)
3a	TO BUFFALO in '84 draft trade-up (79)		
	(from Pittsburgh in David Woodley deal)		
3b	TO BUFFALO in '84 draft trade-up (82)		
4	<b>Joe Carter</b> (109)	RB	Alabama
5	Dean May (138)	QB	Louisville
6	Rowland Tatum (165)	LB	Ohio State
7	Bernard Carvalho (194)	G/T	Hawaii
8	x-Ron Landry (221)	FB	McNeese St.
9	Jim Boyle (250)	G/T	Tulane
10	John Chesley (277)	TE	Oklahoma St.
11	<b>Bud Brown</b> (305)	S	Southern Miss.
12a	William Devane (320)	DT	Clemson
12b	Mike Weingrad (333)	LB	Illinois
	(from San Francisco for Tom Orosz)		

x-injured reserve '84

### 1984 USFL SUPPLEMENTAL DRAFT

1	Danny Knight (26)	WR	Mississippi State
	(from N.J. Generals)		
2	Dewey Forte (53)	DE	Bethune-Cookman
	(from L.A. Express)		
3	Duan Hanks (82)	WR	Stephen F. Austin
	(from Philadelphia Stars)		

### 1985

1	<b>Lorenzo Hampton</b> (27)	RB	Florida
2	TO SAN DIEGO for Pete Johnson (55)		
3a	<b>George Little</b> (65)	DT	Iowa
	(from Philadelphia for Mark Dennard)		
3b	<b>Alex Moyer</b> (83)	LB	Northwestern
4a	<b>Mike Smith</b> (91)	CB	Texas-El Paso
	(from Cleveland for Duriel Harris)		
4b	<b>Jeff Dellenbach</b> (111)	T	Wisconsin
5	TO DENVER for Larry Evans (139)		
6a	George Shorthose (145)	WR	Missouri
	(from Atlanta in Gerald Small deal)		
6b	<b>Ron Davenport</b> (167)	FB	Louisville
7	<b>Fuad Reveiz</b> (195)	K	Tennessee
8	Dan Sharp (223)	TE	Texas Christian
9	Adam Hinds (251)	S	Oklahoma St.
10	Mike Pendleton (279)	CB	Indiana



11	Mike Jones (307)	RB	Tulane
12	Ray Noble (335)	CB	California

## 1986

1	TO TAMPA BAY in Hugh Green deal (25)		
2a	TO TAMPA BAY in Hugh Green deal (40)		
	(from Minnesota in Anthony Carter deal)		
2b	John Offerdahl (52)	LB	Western Michigan
3	T.J. Turner (81)	DT	Houston
4	James Pruitt (107)	WR	Cal-State Fullerton
5	Kevin Wyatt (136)	CB	Arkansas
6	Brent Sowell (163)	DT	Alabama
7	Larry Kolic (193)	LB	Ohio State
8	John Stuart (218)	T	Texas
9	Reyna Thompson (247)	CB	Baylor
10	Jeff Wickersham (274)	QB	Louisiana St.
11	Arnold Franklin (303)	TE	No. Carolina
12	Rickey Isom (329)	FB	N. Carolina St.

## 1987

1a	TO MINNESOTA in '87 draft trade-down (14)		
1b	John Bosa (16)	DE	Boston College
	(from Minnesota in '87 draft trade-down)		
2a	Rick Graf (43)	LB	Wisconsin
2b	Scott Schwedes (56)	WR	Syracuse
	(from N.Y. Giants through St. Louis in '87 draft trade-up)		
3	TO ST. LOUIS in '87 draft trade-up (70)		
4	Troy Stradford (99)	RB	Boston College
5a	TO ST. LOUIS in '87 draft trade-up (126)		
5b	TO KANSAS CITY in '87 draft trade-down (128)		
	(from Minnesota in '87 draft trade-down)		
5c	Chris Conlin (132)	T/G	Penn State
	(from Kansas City in '87 draft trade-down)		
6	Lance Sellers (155)	LB	Boise State
7	Tom Brown (182)	FB	Pittsburgh
8a	Joel Williams (210)	TE	Notre Dame
8b	Mark Dennis (212)	T	Illinois
	(from Kansas City in '87 draft trade-down)		
9	Tim Pidgeon (237)	LB	Syracuse
10	Bobby Taylor (266)	CB	Wisconsin
11	Terance Mann (293)	DE	So. Methodist
12	x-Jim Karsatos (322)	QB	Ohio State

x-injured reserve '87

## 1988

1	Eric Kumerow (16)	DE	Ohio State
2	Jarvis Williams (42)	S	Florida
3	Ferrell Edmunds (73)	TE	Maryland
4	Greg Johnson (99)	T	Oklahoma
5	Rodney Thomas (126)	CB	Brigham Young
6a	x-Melvin Bratton (153)	FB	Miami (Fla.)
6b	George Cooper (156)	FB	Ohio State
	(from Minnesota for Greg Koch)		
7	Kerwin Bell (180)	QB	Florida
8a	Harry Galbreath (212)	G	Tennessee
8b	Louis Cheek (220)	T	Texas A&M
	(from Denver for Larry Lee)		
9	Jeff Cross (239)	DE	Missouri
10	Artis Jackson (266)	DT	Texas Tech
11	Tom Kelleher (292)	FB	Holy Cross
12	Brian Kinchen (320)	TE	Louisiana St.

x-injured/unsigned '88

## 1989

1a	Sammie Smith (9)	RB	Florida State
1b	Louis Oliver (25)	S	Florida
	(from Chicago in '89 draft trade-up)		
2	TO CHICAGO in '89 draft trade-up (36)		
3	TO CHICAGO in '89 draft trade-up (65)		

4	David Holmes (92)	CB	Syracuse
5	Jeff Uhlenhake (121)	C	Ohio State
6	Wes Pritchett (147)	LB	Notre Dame
7	Jim Zdelar (176)	T	Youngstown St.
8	Pete Stoyanovich (203)	K	Indiana
9	x-Dana Batiste (232)	LB	Texas A&M
10a	Deval Glover (259)	WR	Syracuse
10b	Greg Ross (275)	DT	Memphis State
	(from Minnesota for Greg Koch)		
11	y-Bert Weidner (288)	DT	Kent State
12	J.B. Brown (315)	CB	Maryland

x-injured reserve '89 y-developmental squad '89

## 1990

1	Richmond Webb (9)	T	Texas A&M
2	Keith Sims (39)	G	Iowa State
3	Alfred Oglesby (66)	NT	Houston
4	Scott Mitchell (93)	QB	Utah
5a	TO DALLAS for Scott Secules (120)		
5b	x-Leroy Holt (137)	FB	Southern Cal
	(from Washington in '90 draft trade-up)		
6	y-Sean Vanhorse (151)	CB	Howard
7	TO CLEVELAND in '90 draft trade-down (178)		
8	Thomas Woods (205)	WR	Tennessee
9	Phil Ross (231)	TE	Oregon State
10	TO WASHINGTON in '90 draft trade-up (262)		
11	TO SAN FRANCISCO in Tim McKyer deal (289)		
12	Bobby Harden (315)	S	Miami (Fla.)

x-injured reserve '90 y-physically unable to perform '90

## 1991

1	Randal Hill (23)	WR	Miami (Fla.)
2	TO SAN FRANCISCO in Tim McKyer deal (45)		
3a	Aaron Craver (60)	RB	Fresno State
	(from Atlanta in Tim McKyer deal)		
3b	TO HOUSTON for John Grimsely (79)		
4	TO WASHINGTON in '90 trade-up (103)		
5a	Bryan Cox (113)	LB	Western Illinois
	(from Cleveland in '90 trade-down)		
5b	Gene Williams (121)	G	Iowa State
	(from Green Bay in '91 draft trade-up)		
5c	TO GREEN BAY in '91 draft trade-up (135)		
6	TO GREEN BAY in '91 draft trade-up (164)		
7	Chris Green (191)	CB	Illinois
8	Roland Smith (220)	CB	Miami (Fla.)
9	Scott Miller (246)	WR	UCLA
10	Michael Titley (275)	TE	Iowa
11	Ernie Rogers (302)	T	California
12	Joe Brunson (331)	DT	Chattanooga

## 1992

1a	Troy Vincent (7)	CB	Wisconsin
	(from Phoenix for Randal Hill)		
1b	Marco Coleman (12)	LB	Georgia Tech
2	x-Eddie Blake (43)	G	Auburn
3	Larry Webster (70)	DE	Maryland
4	Dwight Hollier (97)	LB	North Carolina
5	Christopher Perez (124)	T	Kansas
6a	Roosevelt Collins (155)	LB	Texas Christian
7a	TO ATLANTA in '92 draft trade-down (182)		
7b	TO L.A. RAIDERS in '92 draft trade-down (185)		
	(from Atlanta in '92 draft trade-down)		
7c	Dave Moore (191)	TE	Pittsburgh
	(from L.A. Raiders in '92 draft trade-down)		
8	Andre Powell (209)	LB	Penn State
9	Nony Tellington (236)	CB	Youngstown St.
10	Raoul Spears (267)	RB	Southern Cal
11a	Lee Miles (294)	WR	Baylor
11b	Mark Barsotti (296)	QB	Fresno State
	(from L.A. Raiders in '92 draft trade-down)		

- 12a Milton Biggins (322) TE West. Kentucky  
 12b Kameno Bell (328) RB Illinois  
 (from Atlanta in '92 draft trade-down)

x - Non Football Injury '92

### 1993

- 1 **O.J. McDuffie** (25) WR Penn State  
 2 TO NEW ENGLAND in Irving Fryar deal (52)  
 3 **Terry Kirby** (78) RB Virginia  
 4 **Ronnie Bradford** (105) CB Colorado  
 5 **Chris Gray** (132) T Auburn  
 6 **Robert O'Neal** (164) S Clemson  
 7 **David Merritt** (191) LB N. Carolina St.  
 8 **Dwayne Gordon** (218) LB New Hampshire

### 1994

- 1a TO GREEN BAY in '94 trade-down (16)  
 1b **Tim Bowers** (20) DT Mississippi  
 (from Green Bay in '94 draft trade-down)  
 2a **Aubrey Beavers** (54) LB Oklahoma  
 2b **Tim Ruddy** (65) C Notre Dame  
 (from Arizona in '94 trade-up)  
 3 TO ARIZONA in '94 trade-up (89)  
 (from Green Bay in '94 draft trade-down)  
 4a **Ronnie Woolfork** (112) LB Colorado  
 (from Cleveland for G Gene Williams)  
 4b TO ARIZONA in '94 trade-up (115)  
 (from San Diego for WR Tony Martin)  
 4c TO ARIZONA in '94 trade-up (121)  
 5 **William Gaines** (147) DT Florida  
 6 **Brant Boyer** (177) LB Arizona  
 7 **Sean Hill** (214) CB Montana St.

### 1995

- 1 **Billy Milner** (25) T Houston  
 2a **Andrew Greene** (53) G Indiana  
 (from Green Bay in Ingram-Jackson deals)  
 2b TO CHICAGO in Trace Armstrong deal (56)  
 3 TO CHICAGO in Trace Armstrong deal (87)  
 4a TO GREEN BAY in Keith Jackson deal (117)  
 (from Green Bay for Mark Ingram)  
 4b **Pete Mitchell** (122) TE Boston College  
 5 **Norman Hand** (158) DT Mississippi  
 6 **Jeff Kopp** (194) LB Southern Cal  
 7a **Corey Swinson** (233) DT Hampton  
 7b **x-Shannon Myers** (246) WR Lenoir-Rhyne  
 (compensatory pick from NFL)

x - Physically Unable To Perform '95

### 1996

- 1 **Daryl Gardener** (20) DE Baylor  
 2a TO DALLAS in '96 trade-down (49)  
 2b TO JACKSONVILLE in '96 trade-down (60)  
 (from Dallas in '96 trade-down)  
 3a **Dorian Brew** (79) CB Kansas  
 (from Jacksonville in '96 trade-down)  
 3b **Karim Abdul-Jabbar** (80) RB UCLA  
 4a TO KANSAS CITY in '96 trade-down (98)  
 (from Jacksonville in '96 trade-down)  
 4b TO JACKSONVILLE in '96 trade-down (99)  
 (from Dallas in '96 trade-down)  
 4c **Kirk Pointer** (113) CB Austin Peay  
 (from Kansas City in '96 trade-down)  
 4d **Stanley Pritchett** (118) FB South Carolina  
 4e **LaCurtis Jones** (125) LB Baylor  
 (from Kansas City in '96 trade-down)  
 5a **Jerris McPhail** (134) RB East Carolina  
 (from Jacksonville in '96 trade-down)  
 5b **Shane Burton** (150) DE Tennessee  
 (from Jacksonville in '96 trade-down)

- 5c **Zach Thomas** (154) LB Texas Tech  
 6 **Shawn Wooden** (189) S Notre Dame  
 7a **Jeff Buckley** (230) T Stanford  
 7b **Brice Hunter** (251) WR Georgia  
 (compensatory pick from NFL)

### 1997

- 1 **x-Yatil Green** (15) WR Miami (Fla.)  
 2 **Sam Madison** (44) CB Louisville  
 3a **Jason Taylor** (73) DE Akron  
 3b **Derrick Rodgers** (92) LB Arizona State  
 (compensatory pick from NFL)  
 3c **Ronnie Ward** (93) LB Kansas  
 (compensatory pick from NFL)  
 3d **y-Brent Smith** (96) T Mississippi St.  
 (compensatory pick from NFL)  
 4a TO ST. LOUIS in '97 trade-down (112)  
 4b **Jerome Daniels** (121) G Northeastern  
 (from St. Louis in '97 trade-down)  
 4c TO OAKLAND in '97 trade-down (123)  
 (from San Francisco for RB Terry Kirby)  
 5a TO N.Y. JETS for T James Brown (145)  
 5b **Barron Tanner** (149) DT Oklahoma  
 (from Kansas City for K Pete Stoyanovich)  
 5c **Nicholas Lopez** (157) DE Texas Southern  
 (from Oakland in '97 trade-down)  
 6a **John Fiala** (166) LB Washington  
 (from Oakland in '97 trade-down)  
 6b **Brian Manning** (170) WR Stanford  
 (from St. Louis in '97 trade-down)  
 6c **Mike Crawford** (173) LB Nevada  
 (from St. Louis in '97 trade-down)  
 6d **Ed Perry** (177) TE James Madison  
 7a **Hudhaifa Ismaeli** (203) CB Northwestern  
 (from Oakland in '97 trade-down)  
 7b TO KANSAS CITY in '96 trade-down (214)

x - Injured Reserve '97

y - did not appear in a game '97

### 1998

- 1a TO GREEN BAY in '98 trade-down (19)  
 1b **John Avery** (29) RB Mississippi  
 (from Green Bay in '98 trade-down)  
 2a **Patrick Surtain** (44) CB Southern Miss.  
 (from Carolina for 1st-round pick in 2000)  
 2b **Kenny Mixon** (49) DE LSU  
 2c TO DETROIT in '98 trade-down (60)  
 (from Green Bay in '98 trade-down)  
 3a **Brad Jackson** (79) LB Cincinnati  
 (from Detroit in '98 trade-down)  
 3b **x-Larry Shannon** (82) WR East Carolina  
 4a **Lorenzo Bromell** (102) DE Clemson  
 (from Philadelphia in '98 trade-up)  
 4b TO PHILADELPHIA in '98 trade-up (112)  
 5a TO PHILADELPHIA in '98 trade-up (142)  
 5b **Scott Shaw** (143) G Michigan State  
 (from Detroit in '98 trade-down)  
 6a **Nathan Strikwerda** (171) C Northwestern  
 6b **John Dutton** (172) QB Nevada  
 (from Detroit in '98 trade-down)  
 7 **Jim Bundern** (210) G Clemson

x - Injured Reserve '98

### 1999

- 1a TO SAN FRANCISCO in '99 draft trade-down (24)  
 1b TO DETROIT in '99 draft trade-down (27)  
 2a **J.J. Johnson** (39) RB Mississippi State  
 (from Detroit in '99 draft trade-down)  
 2b **Rob Konrad** (43) FB Syracuse  
 (from Kansas City in '99 draft trade-up)  
 2c TO KANSAS CITY in '99 draft trade-up (54)

- 3a TO DETROIT in '99 draft trade-down(70)  
(from Detroit in '99 draft trade-down)
- 3b **x-Grey Ruegamer** (72) C Arizona State  
(from Detroit in '99 draft trade-down)
- 3b TO KANSAS CITY in '99 draft trade-up (84)
- 4 TO MINNESOTA for signing TE Hunter Goodwin (120)
- 5a **Cecil Collins** (134) RB McNeese State  
(from San Francisco in '99 draft trade-down)
- 5b Bryan Jones (142) LB Oregon State  
(from Detroit in '99 draft trade-down)
- 5c TO SAN FRANCISCO for G Kevin Gogan (157)
- 6 **Brent Bartholomew** (192) P Ohio State
- 7a TO N.Y. GIANTS for RB Tyrone Wheatley (231)
- 7b **y-Jermaine Haley** (232) DT Butte College  
(from Detroit in '99 draft trade-down)
- 7c **z-Joe Wong** (244) T Brigham Young  
(compensatory pick from NFL)

x-did not appear in a game in '99; y-previously under contract with  
CFL; z-injured reserve '99

## 2000

- 1 TO CAROLINA in '98 draft trade-up (23)
- 2 **Todd Wade** (53) T Mississippi
- 3 **Ben Kelly** (84) CB Colorado
- 4 **Deon Dyer** (117) FB North Carolina
- 5 **Arturo Freeman** (152) S South Carolina
- 6a **Ernest Grant** (167) DT Arkansas-Pine Bluff  
(from Cleveland for RB Karim Abdul-Jabbar)
- 6b TO KANSAS CITY in '99 draft trade-down (188)
- 7a TO SAN FRANCISCO for QB Jim Druckenmiller (230)
- 7b **x-Jeff Harris** (232) CB Georgia  
(from Chicago for P Brent Bartholomew)

x-injured reserve '00

## 2001

- 1 **Jamar Fletcher** (26) CB Wisconsin
- 2a **Chris Chambers** (52) WR Wisconsin  
(from Indianapolis through Dallas in '01 draft trade-up)
- 2b TO DALLAS in '01 draft trade-up (56)
- 3a **Travis Minor** (85) RB Florida State
- 3b **Morlon Greenwood** (88) LB Syracuse  
(from Philadelphia in '01 draft trade-up)
- 4 TO DALLAS in '01 draft trade-up (122)
- 5 **Shawn Draper** (156) T Alabama
- 6a Brandon Winey (164) T Louisiana State  
(from San Diego for WR Nate Jacquet)
- 6b Josh Heupel (177) QB Oklahoma  
(from Washington for DT Barron Tanner)

- 6c Otis Leverette (187) DE Alabama-Birmingham  
(from Philadelphia in '01 draft trade-up)
- 6d Rick Crowell (188) LB Colorado State
- 7a TO CHICAGO for TE Alonzo Mayes (208)  
(from Chicago for P Brent Bartholomew)
- 7b TO WASHINGTON for P Matt Turk (224)

## 2002

- 1 TO NEW ORLEANS in RB Ricky Williams deal (25)
- 2 TO PHILADELPHIA in '01 draft trade-up (59)
- 3 **Seth McKinney** (90) C Texas A&M
- 4a **Randy McMichael** (114) TE Georgia  
(from New Orleans in RB Ricky Williams deal)
- 4b TO NEW ORLEANS in RB Ricky Williams deal (125)
- 5a **Omare Lowe** (161) CB Washington
- 5b Sam Simmons (170) WR Northwestern  
(compensatory pick from NFL)
- 6 TO CHICAGO in QB Cade McNown deal (199)
- 7a TO DALLAS for WR Jeff Ogden (237)
- 7b **Leonard Henry** (241) RB East Carolina  
(from Chicago in QB Cade McNown deal)

## 2003

- 1 TO NEW ORLEANS in RB Ricky Williams deal (18)
- 2 Eddie Moore (49) LB Tennessee
- 3a Wade Smith (78) T Memphis  
(from New England for 2nd-round pick in 2004)
- 3b Taylor Whitley (87) G Texas A&M
- 4 TO CAROLINA for DE Jay Williams (119)
- 5a Donald Lee (156) TE Mississippi State
- 5b J.R. Tolver (169) WR San Diego State  
(compensatory pick from NFL)
- 6a Corey Jenkins (181) LB South Carolina  
(from Carolina in draft day trade-up)
- 6b TO CHICAGO in QB Cade McNown deal (191)
- 6c Tim Provost (209) T San Jose State  
(compensatory pick from NFL)
- 6d Jeremiah Bell (213) S Eastern Kentucky  
(compensatory pick from NFL)
- 7a TO CAROLINA in draft day trade-up (226)  
(from Washington for signing DT Jermaine Haley)
- 7b TO WASHINGTON for QB Sage Rosenfels (232)
- 7c TO CAROLINA in draft day trade-up (247)  
(from Tampa Bay for T Cornell Green)
- 7d Davern Williams (248) DT Troy State  
(compensatory pick FROM NFL)

# FIRST ROUND BY POSITION

POSITION	TOP NO.	ALL FIRST ROUND
Defensive Line .....	8	8
Offensive Line .....	8#	6
Running Back .....	7*	6
Wide Receiver .....	4*	3
Linebacker .....	4&	4
Quarterback .....	3*	3
Defensive Back .....	3	4
Tight End .....	1*	0
Kicker/Punter .....	0	0

\*includes one selection in second round #includes three selections in second round and one in third round  
& includes two selections in second round



# ALL-TIME DRAFT BY POSITION

POSITION	NO.
Offensive Line.....	86
Defensive Line .....	84
Defensive Back.....	74
Linebacker .....	73
Running Back .....	68
Wide Receiver .....	49
Tight End .....	34
Quarterback .....	24
Kicker .....	6
Punter .....	4

## ALL-TIME TRADES

1966		1969	
1/15	LB Ron Caveness to Houston for rights to QB Billy Anderson (1965 redshirt draftee of Houston)	3/24	LB John Bramlett, QB Kim Hammond and 5th round pick in 1970 to Boston for LB Nick Buoniconti
7/3	13th round pick in 1967 to Buffalo for QB George Wilson, Jr.	7/2	CB Mack Lamb to San Diego for G Larry Little
8/30	RB Jack Spikes to Buffalo for 5th round pick in 1967	<b>1970</b>	
11/10	3rd and 5th round picks in 1967 to Denver for RB Cookie Gilchrist	1/27	1st round pick in 1970 to Cleveland for WR Paul Warfield
11/10	DT Jerry Oliver to Denver for 12th round pick in 1967	4/13	1st round pick in 1971 to Baltimore as compensation for Head Coach Don Shula
11/10	8th round pick in 1967 to Oakland for TE Bill Cronin	5/1	CB Dick Westmoreland to Minnesota for G Bookie Bolin
1967		5/1	S Tom Beier to San Francisco for T/C Lance Olssen
4/4	T Nick DeFelice to N.Y. Jets for C Mike Hudock	5/18	WR Jack Clancy to Green Bay as compensation for TE Marv Fleming
5/4	TE Bill Cronin to Denver for DT Ray Jacobs	8/31	8th round pick in 1971 to Pittsburgh for C Bob DeMarco
6/27	DE Earl Faison, RB Cookie Gilchrist, G Earnie Park and QB George Wilson, Jr., to Denver for RB Abner Haynes, LB Jerry Hopkins, DE Danny La Rose and 6th round pick in 1968	9/15	5th round pick in 1971 to Pittsburgh for WR Willie Richardson
7/25	4th round pick in 1968 to Denver for LB John Bramlett	<b>1971</b>	
9/5	TE Dave Kocourek to Oakland for 8th round pick in 1968	9/1	2nd round pick in 1972 to Cleveland for LB Bob Matheson
9/26	8th round pick in 1968 to N.Y. Jets for QB Archie Roberts	9/8	C Carl Mauck to San Diego for DT Tony Liscio and 4th round pick in 1972
12/3	QB Jon Brittenum to San Diego for 3rd round pick in 1968	11/23	QB John Stofa to Denver for 7th round pick in 1972
12/27	QB John Stofa to Cincinnati for 1st and 2nd round picks in 1968;	11/23	10th round pick in 1972 to Houston for DE Russell Price
12/27	QB Billy Anderson to Houston for 9th round pick in 1968	<b>1972</b>	
1968		6/7	LB Dale Farley to Buffalo for DT Jim Dunaway
8/19	LB Tom Erlandson to San Diego for 7th round pick in 1969	6/7	1st round pick in 1973 to Buffalo for WR Marlin Briscoe
8/21	WR John Roderick to Oakland for 5th round pick in 1969	8/22	DT Frank Cornish to Buffalo for G/C Howard Kindig and 5th round pick in 1973
		8/28	T Wayne Mass to New England for 7th round pick in 1973
		9/26	C Bob DeMarco to Cleveland for 7th round pick in 1973

9/26 G/C Bill Griffin to New England for 7th round pick in 1973

---

### 1973

- 8/10 CB Dave McCurry to Chicago for 9th round pick in 1974  
8/22 QB Jim Del Gaizo to Green Bay for 2nd round picks in 1974 and 1975  
8/27 DT Mike Kadish to Buffalo for C/G Irv Goode  
8/29 K Jeff White to New Orleans for 7th round pick in 1974  
5/10 WR Otto Stowe to Dallas for WR Ron Sellers and 2nd round pick in 1974  
10/2 RB Hubert Ginn to Baltimore for FB Don Nottingham and 6th round pick in 1974

---

### 1974

- 1/25 QB Joe Theismann to Washington for 1st round pick in 1976  
8/7 DT Larry Woods to N.Y. Jets for 6th round pick in 1975  
8/9 WR Charley Wade to Chicago for 10th round pick in 1975  
8/17 RB Ed Jenkins to N.Y. Giants for 14th round pick in 1975  
8/21 G/C Howard Kindig to Washington for 10th round pick in 1975  
8/28 6th round pick in 1975 to N.Y. Jets for T John Mooring  
9/10 WR Bo Rather to Chicago for 3rd round pick in 1977

---

### 1975

- 1/28 CB Henry Stuckey to N.Y. Giants for 5th round pick in 1975  
1/30 Rights to DE Karl Lorch to Washington for 10th round pick in 1976  
5/6 WR Marlin Briscoe and RB Hubert Ginn to St. Louis for RB Donny Anderson and compensation for TE Jim McFarland  
7/9 4th round pick in 1976 to Philadelphia for FB Norm Bulaich  
7/23 LB Bruce Bannon to San Diego for DE Pete Lazetich  
9/7 LB Larry Ball and 5th round pick in 1976 to Detroit for 4th round pick in 1976  
9/9 WR Mel Baker to New Orleans for 7th round pick in 1976

---

### 1976

- 4/6 LB Rodrigo Barnes to St. Louis for 12th round pick in 1976  
4/6 3rd round picks in 1978 and 1979 from N.Y. Giants as compensation for signing FB Larry Csonka  
4/8 4th and 7th round picks in 1978 from Cleveland as compensation for signing WR Paul Warfield  
4/10 12th round pick in 1978 and 9th round pick in 1979 from Denver as compensation for signing RB Jim Kiick  
8/24 RB Mercury Morris to San Diego for 4th round pick in 1977  
8/24 S Jake Scott and 4th round pick in 1977 to Washington for S Bryant Salter  
9/2 6th round pick in 1977 to N.Y. Giants for LB Andy Selfridge  
9/21 3rd and 4th (obtained in Morris trade, 1976) round

picks in 1977 to Houston for CB Ken Ellis

---

### 1977

- 1/21 Rights to LB Ray Nettles to Tampa Bay for 5th and 6th round picks in 1977  
2/7 6th round pick in 1977 to Tampa Bay for WR Barry Smith and T Randy Young  
7/20 11th round pick in 1978 to Seattle for DT Carl Barisich  
8/8 T Darryl Carlton to Tampa Bay for T Mike Current and 5th round pick in 1978  
8/30 5th (obtained in Carlton trade, 1977) round pick in 1978 to Tampa Bay for T Steve Young  
9/5 CB Jeris White to Tampa Bay for 5th round pick in 1978

---

### 1978

- 4/17 S Vern Roberson, WR Freddie Solomon and 1st and 5th round picks in 1978 to San Francisco for RB Delvin Williams  
5/11 TE Jim Mandich to Washington for 8th round picks in 1979 and 1980  
7/5 8th round pick in 1979 to Tampa Bay for DE Council Rudolph  
8/28 T Karl Baldschwieler to Detroit for 10th round pick in 1979  
10/10 RB Benny Malone and 5th round pick in 1980 to Washington for FB Jim Braxton and 3rd round pick in 1979

---

### 1979

- 3/22 3rd (obtained in Malone trade, 1978) round pick in 1979 to Oakland for S Neal Colzie  
4/18 3rd round pick in 1979 to Atlanta for LB Ralph Ortega  
8/21 CB Charles Cornelius to San Francisco for 11th round pick in 1980  
8/27 FB Leroy Harris to Philadelphia for 5th round pick in 1981

---

### 1980

- 8/25 RB Gary Davis and CB Norris Thomas to Tampa Bay for FB Jimmy DuBose and 2nd round pick in 1981  
8/28 QB Guy Benjamin to New Orleans for 4th round pick in 1981  
9/24 C Jim Langer to Minnesota for 6th round pick in 1981 and 5th round pick in 1982

---

### 1981

- 4/28 3rd round pick in 1981 and 2nd (obtained in Davis/Thomas trade, 1980) round pick in 1982 to Los Angeles for LB Bob Brudzinski; teams also exchanged 2nd round picks in 1981 (Dolphins moving down from 43rd to 56th overall)  
7/13 LB Steve Towle to Detroit for 9th round pick in 1982  
7/22 4th round pick in 1983 to Los Angeles for RB Eddie Hill  
8/18 FB Steve Howell to Philadelphia for 10th round pick in 1982  
8/31 P George Roberts to San Diego for 6th round pick in 1982

---

### 1983

- 4/26 3rd (81st overall) and 5th round picks in 1983

to Houston for 3rd (76th overall) round pick in 1983 in draft trade-up

8/15 5th round pick in 1985 to Denver for LB Larry Evans

8/29 P Tom Orosz to San Francisco for 12th round pick in 1984

---

### 1984

2/21 QB David Woodley to Pittsburgh for 3rd round pick in 1984

3/6 C Mark Dennard to Philadelphia for 3rd round pick in 1985

3/27 WR Duriel Harris to Cleveland for 4th round pick in 1985

5/1 1st (26th overall) round pick and two 3rd round picks (one obtained in Woodley trade, 1984) in 1984 to Buffalo for 1st (14th overall) round pick in 1984 in draft trade-up

8/27 CB Gerald Small to Atlanta for T Ronnie Lee and 6th round pick in 1985

9/22 2nd round pick in 1985 to San Diego for FB Pete Johnson

---

### 1985

5/7 Conditional undisclosed pick in 1986 to Cincinnati for QB Bryan Clark

8/15 Rights to WR Anthony Carter (12th round, 1983) to Minnesota for LB Robin Sendlein and 2nd round pick in 1986

10/9 1st and 2nd (obtained in Carter trade, 1985) round picks in 1986 to Tampa Bay for LB Hugh Green

---

### 1987

4/28 1st (14th overall) round pick in 1987 to Minnesota for 1st (16th overall) and 5th round picks in 1987 in draft trade-down

4/28 3rd and 5th (obtained in 1987 draft trade-down) round picks in 1987 to St. Louis for 2nd round pick in 1987 in draft trade-up

4/28 5th (128th overall) round pick in 1987 to Kansas City for 5th (132nd overall) and 8th round picks in 1987 in draft trade-down

8/20 G/C Larry Lee to Denver for 8th round pick in 1988

10/20 T Greg Koch to Minnesota for 6th round pick in 1988 and 10th round pick in 1989

---

### 1989

4/23 2nd (36th overall) and 3rd (65th overall) round picks in 1989 to Chicago for 1st round pick (25th overall) in 1989 in draft trade-up

8/6 5th (120th overall) round pick in 1990 to Dallas for QB Scott Secules

---

### 1990

4/22 10th (262nd overall) round pick in 1990 and 4th round pick in 1991 to Washington for 5th round pick in 1990 in draft trade-up

4/23 7th (178th overall) round pick in 1990 to Cleveland for 5th round pick in 1991

4/23 11th (289th overall) round pick in 1990 and 2nd round pick in 1991 to San Francisco for CB Tim McKyer

9/3 12th (331st overall) round pick in 1991 to Atlanta for NT Shawn Lee

---

### 1991

1/31 LB Eric Kumerow to Chicago for CB Vestee Jackson

4/1 3rd (79th overall) round pick in 1991 to Houston for LB John Grimsley

4/21 CB Tim McKyer to Atlanta for 3rd (60th overall) and 12th (331st overall) round picks in 1991

4/22 5th (135th overall) and 6th (163rd overall) round picks in 1991 to Green Bay for 5th (121st overall) in 1991 in draft trade-up

9/3 WR Randal Hill to Phoenix for 1st (seventh overall) round pick in 1992

---

### 1992

4/27 7th (182nd overall) round pick in 1992 to Atlanta for 7th (185th overall) and 12th (328th overall) round picks in 1992 in draft trade-down

4/27 7th (185th overall) round pick in 1992 to L.A. Raiders for 7th (191st overall) and 11th (296th overall) round picks in 1992 draft trade-down

5/26 RB Sammie Smith to Denver for RB Bobby Humphrey

---

### 1993

4/1 2nd (52nd overall) round pick in 1993 and 3rd (88th overall) round pick in 1994 to New England for WR Irving Fryar

7/13 G Gene Williams to Cleveland for 4th (110th overall) round pick in 1994

---

### 1994

3/24 WR Tony Martin to San Diego for 4th (113th overall) round pick in 1994

4/24 1st (16th overall) round pick in 1994 to Green Bay for 1st (20th overall) and 3rd (89th overall) round picks in 1994 in draft trade-down

4/24 3rd (89th overall), 4th (115th overall) and 4th (121st overall) round picks in 1994 to Arizona for 2nd (65th overall) round pick in 1994 in draft trade-up

---

### 1995

3/21 WR Mark Ingram to Green Bay for 4th (116th overall) round pick in 1995

3/29 TE Keith Jackson and 4th (116th overall) round pick to Green Bay for 2nd (53rd overall) round pick in 1995

4/3 CB Terrell Buckley from Green Bay for past considerations

4/4 2nd (56th overall) round pick and 3rd (87th overall) round pick in 1995 to Chicago for DE Trace Armstrong

8/27 TE Pete Mitchell to Jacksonville for WR Mike Williams

---

### 1996

3/4 5th (145th overall) round pick in 1997 to N.Y. Jets for T James Brown

4/20 2nd (49th overall) round pick in 1996 to Dallas for 2nd (60th overall) and 4th (99th overall) round picks in 1996 in draft trade-down

4/20 2nd (60th overall) and 4th (99th overall) round



picks in 1996 to Jacksonville for 3rd (79th overall), 4th (98th and 134th overall) and 5th (150th overall) round picks in 1996 in draft trade-down

- 4/21 4th (98th overall) round pick in 1996 and 7th (214th overall) round pick in 1997 to Kansas City for 4th (113th and 125th overall) round picks in 1996 in draft trade-down
- 8/19 RB Terry Kirby to San Francisco for 4th (123rd overall) round pick in 1997
- 8/21 K Pete Stoyanovich to Kansas City for 5th (149th overall) round pick in 1997
- 10/1 T Billy Milner to St. Louis for TE Troy Drayton

---

### 1997

- 4/20 4th (112th overall) round pick in 1997 to St. Louis for 4th (121st overall) and 6th (170th and 173rd overall) round picks in 1997 in draft trade-down
- 4/20 4th (123rd overall) round pick in 1997 to Oakland for 5th (157th overall), 6th (166th overall) and 7th (203rd overall) round picks in 1997 in draft trade-down
- 8/24 Conditional draft choice in 1998 to Green Bay for WR Qadry Ismail

---

### 1998

- 4/16 1st round pick in 2000 to Carolina for 2nd (44th overall) round pick in 1998
- 4/18 1st (19th overall) round pick in 1998 to Green Bay for 1st (29th overall) and 2nd (60th overall) round picks in 1998 in draft trade-down.
- 4/18 2nd (60th overall) round pick in 1998 to Detroit for 3rd (79th overall), 5th (143rd overall) and 6th (172nd overall) round picks in 1998 in draft trade-down.
- 4/19 4th (112th overall) and 5th (142nd overall) round picks in 1998 to Philadelphia for 4th (102nd overall) round pick in 1998 in draft trade-up.

---

### 1999

- 2/12 7th (231st overall) round pick in 1999 to N.Y. Giants for RB Tyrone Wheatley
- 3/1 5th (157th overall) round pick in 1999 to San Francisco for G Kevin Gogan
- 4/17 1st (24th overall) round pick in 1999 to San Francisco for 1st (27th overall) and 5th (134th overall) round picks in 1999 in draft trade-down
- 4/17 1st (27th overall) round pick in 1999 to Detroit for 2nd (39th overall), 3rd (70th overall) and 5th (142nd overall) round picks in 1999 in draft trade-down
- 4/17 2nd (54th overall) and 3rd (84th overall) round picks in 1999 and 6th round pick (188th overall) in 2000 to Kansas City for 2nd (43rd overall) round pick in 1999 in draft trade-up

- 4/17 3rd (70th overall) round pick in 1999 to Detroit for 3rd (72nd overall) and 7th (232nd overall) round picks in 1999 in draft trade-down
- 9/4 DT Barron Tanner to Washington for a 6th (177th overall) round draft choice
- 9/6 7th (230th overall) round pick in 2000 to San Francisco for QB Jim Druckenmiller
- 9/21 RB John Avery to Denver for WR Marcus Nash
- 10/19 RB Karim Abdul-Jabbar to Cleveland for 6th (167th overall) round pick in 2000

---

### 2000

- 3/9 7th (224th overall) round pick in 2001 to Washington for P Matt Turk
- 4/16 P Brent Bartholomew to Chicago for 7th (232nd overall) round pick in 2000 and 7th (208th overall) round pick in 2001
- 8/22 WR Nate Jacquet to San Diego for 6th (164th overall) round draft choice in 2001
- 8/22 7th (237th overall) round draft choice in 2002 to Dallas for WR Jeff Ogden
- 10/2 7th (208th overall) round draft choice in 2001 to Chicago for TE Alonzo Mayes

---

### 2001

- 4/21 2nd (56th overall) and 4th (122nd overall) round picks in 2001 to Dallas for 2nd (52nd overall) round pick in 2001
- 4/21 2nd (59th overall) round pick in 2002 to Philadelphia for 3rd (88th overall) and 6th (187th overall) round picks in 2001
- 8/22 6th (199th overall) round pick in 2002 and 6th (191st overall) round pick in 2003 to Chicago for QB Cade McNown and 7th (241st overall) round pick in 2002

---

### 2002

- 3/8 1st (25th overall) and 4th (125th overall) round picks in 2002 and 1st (18th overall) round pick in 2003 to New Orleans for RB Ricky Williams and 4th (114th overall) round pick in 2002
- 3/12 RB J.J. Johnson to Cleveland for conditional 7th round draft choice in 2004
- 6/13 QB Cade McNown to San Francisco for conditional 7th round pick in 2003
- 7/19 DE Al Wallace and 4th (119th overall) round pick in 2003 to Carolina for DE Jay Williams
- 8/20 T Cornell Green to Tampa Bay for 7th (247th overall) round pick in 2003
- 8/22 7th (232nd overall) round pick in 2003 to Washington for QB Sage Rosenfels

---

### 2003

- 4/16 Conditional draft choice in 2004 to San Diego for LB Junior Seau
- 4/25 2nd round picks in 2004 to New England for 3rd (78th overall) round pick in 2003
- 4/27 7th (226th and 247th overall) round picks in 2003 to Carolina for 6th (181st overall) round pick in 2003 in draft trade-up

# PLAN B FREE AGENCY

(**Boldface** indicates made active roster)

## 1989

**PLAYERS LEFT UNPROTECTED (25):** FB Woody Bennett, S Glenn Blackwood, S Bud Brown, LB Bob Brudzinski, FB Tony Burse, G/C Chris Conlin, RB Joe Cribbs, LB Tony Furjanic, T Jon Giesler, LB Hugh Green, TE Bruce Hardy, S Liffort Hobley, QB Ron Jaworski, TE Dan Johnson, LB Larry Kolic, NT Mike Lambrecht, CB Don McNeal, LB Scott Nicolas, CB Bruce Plummer, DE Chris Scott, LB Jackie Shipp, FB Chad Stark, C Dwight Stephenson, WR Jimmy Teal and CB Reyna Thompson.

### **PLAYERS SIGNED (11):**

LB **Dave Ahrens** – signed on March 23 (from Detroit)  
LB **Greg Clark** – signed on March 15 (from Chicago)  
S Steve Gage – signed on February 13 (from Washington)  
CB **Ernest Gibson** – signed on February 16 (from New England)  
LB **E.J. Junior** – signed on February 25 (from Phoenix)  
FB **Marc Logan** – signed on February 16 (from Cincinnati)  
TE Jeff Markland – signed on April 1 (from Pittsburgh)  
QB Brent Pease – signed on March 20 (from Houston)  
RB Eric Starr – signed on March 31 (from Chicago)  
DE Don Thorp – signed on April 1 (from Kansas City)  
CB Bobby Watkins – signed on March 30 (from Detroit)

### **PLAYERS LOST (6):**

FB Tony Burse – signed on April 1 (by Seattle)  
QB **Ron Jaworski** – signed on April 1 (by Kansas City)  
NT Mike Lambrecht – signed on March 15 (by N.Y. Giants)  
CB Bruce Plummer – signed on March 31 (by Indianapolis)  
LB **Jackie Shipp** – signed on March 21 (by L.A. Raiders)  
CB **Reyna Thompson** – signed on March 30 (by N.Y. Giants)

## 1990

**PLAYERS LEFT UNPROTECTED (19):** LB Dave Ahrens, LB Dana Batiste, FB Tom Brown, LB Bob Brudzinski, T Louis Cheek, LB Greg Clark, DE Jackie Cline, CB Ernest Gibson, T Jon Giesler, LB Hugh Green, RB Lorenzo Hampton, TE Bruce Hardy, G Greg Johnson, CB William Judson, LB Barry Krauss, T Ronnie Lee, CB Don McNeal, QB Cliff Stoudt and G Tom Toth.

### **PLAYERS SIGNED (9):**

CB Donnie Elder – signed on March 29 (from Tampa Bay)  
CB **Kerry Glenn** – signed on March 30 (from N.Y. Jets)  
LB Stacy Harvey – signed on April 1 (from Kansas City)  
RB **Mark Higgs** – signed on March 31 (from Philadelphia)  
S **Stevon Moore** – signed on March 31 (from N.Y. Jets)  
LB **Cliff Odom** – signed on March 27 (from Indianapolis)  
FB **Tony Paige** – signed on March 12 (from Detroit)  
LB **Mike Reichenbach** – signed on March 30 (from Philadelphia)  
DE **Karl Wilson** – signed on March 26 (from Phoenix)

### **PLAYERS LOST (11):**

LB **Dave Ahrens** – signed on March 9 (by Seattle)  
FB Tom Brown – signed on March 29 (by Washington)  
T **Louis Cheek** – signed on March 29 (by Dallas)  
LB Greg Clark – signed on April 1 (by Green Bay)  
DE Jackie Cline – signed on March 29 (by Atlanta)  
CB Ernest Gibson – signed on March 29 (by New England)  
RB Lorenzo Hampton – signed on March 23 (by Denver)

G Greg Johnson – signed on March 3 (by Dallas)  
CB William Judson – signed on March 29 (by Detroit)  
T Ronnie Lee – signed on March 1 (by Atlanta)  
G **Tom Toth** – signed on March 28 (by San Diego)

## 1991

**PLAYERS LEFT UNPROTECTED (24):** S Stefan Adams, TE Greg Baty, DE John Bosa, WR Andre Brown, G Roy Foster, LB Rick Graf, S African Grant, RB Mark Higgs, S Liffort Hobley, WR Jim Jensen, LB E.J. Junior, TE Brian Kinchen, LB Barry Krauss, CB Paul Lankford, FB Garrett Limbrick, CB Michael McGruder, LB Cliff Odom, WR James Pruitt, LB Mike Reichenbach, WR Scott Schwedes, RB Troy Stadford, CB Rodney Thomas, CB Sean Vanhorne and DE Karl Wilson.

### **PLAYERS SIGNED (5):**

LB **Ned Bolcar** – signed on March 26 (from Seattle)  
LB **Louis Cooper** – signed on April 1 (from Kansas City)  
DE Terry Price – signed on March 11 (from Chicago)  
TE Eric Sievers – signed on March 18 (from New England)  
RB Don Smith – signed on April 1 (from Buffalo)

### **PLAYERS LOST (10):**

S Stefan Adams – signed on April 1 (by L.A. Raiders)  
DE John Bosa – signed on March 15 (by N.Y. Jets)  
G **Roy Foster** – signed on March 18 (by San Francisco)  
LB **Rick Graf** – signed on March 21 (by Houston)  
TE Brian Kinchen – signed on April 1 (by Green Bay)  
WR James Pruitt – signed on March 31 (by Minnesota)  
RB **Troy Stadford** – signed on April 1 (by Kansas City)  
CB Rodney Thomas – signed on March 21 (by L.A. Rams)  
CB Sean Vanhorne – signed on March 20 (by Detroit)  
DE **Karl Wilson** – signed on March 5 (by L.A. Rams)

## 1992

**PLAYERS LEFT UNPROTECTED (25):** WR Fred Banks, TE Greg Baty, LB Louis Cooper, DE Donnie Gardner, CB Kerry Glenn, LB Hugh Green, LB John Grimsley, S Liffort Hobley, S Mike Iaquaniello, WR Jim Jensen, LB E.J. Junior, NT Chuck Klingbeil, CB Paul Lankford, FB Garrett Limbrick, RB Marc Logan, CB Bruce McNorton, S Stevon Moore, LB Cliff Odom, T James Parrish, DE Terry Price, CB Pat Ray, LB Mike Reichenbach, RB Don Smith, DE Pat Swoopes and WR Mike Williams.

### **PLAYERS SIGNED (6):**

CB **Bruce Alexander** – signed on March 26 (from Detroit)  
WR **Robert Clark** – signed on March 19 (from Detroit)  
DE Tim Downing – signed on February 28 (from N.Y. Giants)  
LB Brian Jones – signed on April 1 (from Indianapolis)  
NT Gerald Nichols – signed on March 31 (from Tampa Bay)  
FB **James Saxon** – signed on March 17 (from Kansas City)

### **PLAYERS LOST (6):**

DE Donnie Gardner – signed on March 3 (by N.Y. Jets)  
RB **Marc Logan** – signed on April 1 (by San Francisco)  
S **Stevon Moore** – signed on March 25 (by Cleveland)  
T James Parrish – signed on February 21 (by San Diego)  
DE Terry Price – signed on April 1 (by San Diego)  
LB Mike Reichenbach – signed on April 1 (by San Francisco)

# FREE AGENTS

(**Boldface** indicates made active roster)

## 1992

### PLAYERS SIGNED (1):

**TE Keith Jackson** – signed on September 29 (from Philadelphia)

## 1993

### PLAYERS SIGNED (4):

**FB Keith Byars** – signed on July 15 (from Philadelphia)  
**DT Mike Golic** – signed on June 8 (from Philadelphia)  
**T Ron Heller** – signed on April 20 (from Philadelphia)  
**WR Mark Ingram** – signed on March 18 (from N.Y. Giants)

### PLAYERS LOST (4):

**WR Mark Clayton** – signed on June 4 (by Green Bay)  
**TE Ferrell Edmunds** – signed on March 12 (by Seattle)  
**G Harry Galbreath** – signed on March 23 (by Green Bay)  
**QB Scott Secules** – signed on March 22 (by New England)

## 1994

### PLAYERS SIGNED (5):

**P Jim Arnold** – signed on April 25 (from Detroit)  
**S Gene Atkins** – signed on February 18 (from New Orleans)  
**CB Tyrone Braxton** – signed on May 13 (from Denver)  
**QB Bernie Kosar** – signed on April 13 (from Dallas)  
**S Michael Stewart** – signed on March 9 (from L.A. Rams)

### PLAYERS LOST (5):

**DE David Griggs** – signed on March 24 (by San Diego)  
**DE Jeff Hunter** – signed on April 25 (by Tampa Bay)  
**QB Scott Mitchell** – signed on March 6 (by Detroit)  
**S Louis Oliver** – signed on March 15 (by Cincinnati)  
**C Jeff Uhlenhake** – signed on April 23 (by New Orleans)

## 1995

### PLAYERS SIGNED (3):

**TE Eric Green** – signed on March 10 (from Pittsburgh)  
**WR Randal Hill** – signed on March 7 (from Arizona)  
**QB Dan McGwire** – signed on April 24 (from Seattle)

### PLAYERS LOST (6):

**RB Aaron Craver** – signed on March 10 (by Denver)  
**C Jeff Dellenbach** – signed on March 8 (by New England)  
**RB Cleveland Gary** – signed on May 8 (by St. Louis)  
**S Chris Green** – signed on June 5 (by Buffalo)  
**RB James Saxon** – signed on June 19 (by Kansas City)  
**DT Craig Veasey** – signed on June 2 (by Houston)

## 1996

### PLAYERS SIGNED (6):

**CB Robert Bailey** – signed on March 7 (from Dallas)  
**WR Fred Barnett** – signed on March 12 (from Philadelphia)  
**QB Mike Buck** – signed on April 11 (from Arizona)  
**C Cal Dixon** – signed on April 16 (from N.Y. Jets)  
**WR Charles Jordan** – signed on March 13 (from Green Bay)  
**DE Daniel Stubbs** – signed on April 4 (from Philadelphia)

### PLAYERS LOST (4):

**DE Marco Coleman** – signed on March 7 (by San Diego)  
**LB Bryan Cox** – signed on February 22 (by Chicago)  
**WR Irving Fryar** – signed on March 19 (by Philadelphia)  
**CB Troy Vincent** – signed on March 2 (by Philadelphia)

## 1997

### PLAYERS SIGNED (4):

**WR Lawrence Dawsey** – signed on March 24 (from N.Y. Giants)  
**S Corey Harris** – signed on March 17 (from Seattle)  
**TE Walter Reeves** – signed on March 21 (from San Diego)  
**S George Teague** – signed on March 20 (from Dallas)

### PLAYERS LOST (1):

**WR Randal Hill** – signed on May 28 (by New Orleans)

## 1998

### PLAYERS SIGNED (2):

**G Kevin Donnalley** – signed on February 17 (from Tennessee)  
**S Brock Marion** – signed on March 3 (from Dallas)

### PLAYERS LOST (3):

**WR Qadry Ismail** – signed on March 3 (by New Orleans)  
**G Everett McIver** – signed on February 23 (by Dallas)  
**FB Roosevelt Potts** – signed on February 26 (by Baltimore)

## 1999

### PLAYERS SIGNED (4):

**TE Hunter Goodwin** – signed to offer sheet as a restricted free agent on April 8 (Minnesota declined to match offer sheet on April 9)  
**CB Greg Jeffries** – signed on February 18 (from Detroit)  
**DE Rich Owens** – signed on March 16 (from Washington)  
**FB Roosevelt Potts** – signed on April 1 (from Baltimore)

### PLAYERS LOST (2):

**TE Frank Wainright** – signed on February 26 (by Baltimore)  
**P Klaus Wilmsmeyer** – signed on April 1 (by Carolina)

## 2000

### PLAYERS SIGNED (4):

**QB Jay Fiedler** – signed on February 17 (from Jacksonville)  
**LB Scott Galyon** – signed on February 29 (from N.Y. Giants)  
**G Heath Irwin** – signed on February 29 (from New England)  
**S Brian Walker** – signed on February 16 (from Seattle)

### PLAYERS LOST (3):

**P Tom Hutton** – signed on May 16 (by Green Bay)  
**FB Stanley Pritchett** – signed on March 14 (by Philadelphia)  
**S Shawn Wooden** – signed on March 10 (by Chicago)

## 2001

### PLAYERS SIGNED (6):

**CB Terry Cousin** – signed on March 15 (from Atlanta)  
**QB Ray Lucas** – signed offer sheet on March 9 (from N.Y. Jets). Jets declined to match offer sheet on March 16  
**WR James McKnight** – signed on March 16 (from Dallas)  
**G Todd Perry** – signed on March 3 (from Chicago)  
**T Marcus Spriggs** – signed on April 19 (from Buffalo)  
**WR Dedric Ward** – signed on April 18 (from N.Y. Jets)

### PLAYERS LOST (7):

**DE Trace Armstrong** – signed on March 5 (by Oakland)  
**G Kevin Donnalley** – signed on March 16 (by Carolina)  
**WR Bert Emanuel** – signed on March 30 (by New England)



LB Larry Izzo – signed on March 6 (by New England)  
 DE Rich Owens – signed on April 9 (by Kansas City)  
 CB Terrance Shaw – signed on March 23 (by New England)  
 T Richmond Webb – signed on April 30 (by Cincinnati)

## 2002

### PLAYERS SIGNED (1):

DT Larry Chester – signed on March 5 (from Carolina)

### PLAYERS LOST (7):

DE Lorenzo Bromell – signed on April 12 (by Minnesota)  
 CB Terry Cousin – signed on March 19 (by Carolina)  
 T Spencer Folau – signed on April 12 (by New Orleans)  
 DE Kenny Mixon – signed on March 12 (by Minnesota)  
 RB Lamar Smith – signed on March 25 (by Carolina)  
 P Matt Turk – signed on April 22 (by N.Y. Jets)  
 S Brian Walker – signed on March 5 (by Detroit)

## 2003

### PLAYERS SIGNED (6):

TE Marco Battaglia – signed on March 25 (from Pittsburgh)

CB Terrell Buckley – signed on March 13 (from New England)  
 S Sammy Knight – signed on May 13 (from New Orleans)  
 KR Charlie Rogers – signed on April 11 (from Buffalo)  
 WR Derrius Thompson – signed on March 8 (from Washington)  
 DT Jeff Zgonina – signed on March 31 (from St. Louis)

### PLAYERS LOST (6):

TE Desmond Clark – signed on March 3 (by Chicago)  
 DT Jermaine Haley – signed offer sheet on April 18 (by Washington). Dolphins declined to match offer sheet on April 25  
 CB Paul Miranda - signed on June 3 (by Oakland)  
 T Brent Smith – signed on May 6 (by N.Y. Jets)  
 T Marcus Spriggs - signed on June 3 (by Green Bay)  
 TE Jed Weaver – signed on March 14 (by San Francisco)

# 2003 NFL SCHEDULE

National Football League  
 280 Park Avenue, New York, NY 10017  
 Phone: 212-450-2000

## AMERICAN CONFERENCE

### EASTERN

Buffalo  
 Miami  
 New England  
 N.Y. Jets

### SOUTHERN

Houston  
 Indianapolis  
 Jacksonville  
 Tennessee

### NORTHERN

Baltimore  
 Cincinnati  
 Cleveland  
 Pittsburgh

### WESTERN

Denver  
 Kansas City  
 Oakland  
 San Diego

## NATIONAL CONFERENCE

### EASTERN

Dallas  
 N.Y. Giants  
 Washington  
 Philadelphia

### SOUTHERN

Atlanta  
 Carolina  
 New Orleans  
 Tampa Bay

### NORTHERN

Chicago  
 Detroit  
 Green Bay  
 Minnesota

### WESTERN

Arizona  
 Saint Louis  
 San Francisco  
 Seattle

### 2003 NFL Schedule

(All times local)

#### \*\*THURSDAY, SEPTEMBER 4

New York Jets at Washington 9:00

#### SUNDAY, SEPTEMBER 7

New England at Buffalo 1:00  
 Jacksonville at Carolina 1:00  
 Denver at Cincinnati 1:00  
 Indianapolis at Cleveland 1:00  
 Arizona at Detroit 1:00  
 Minnesota at Green Bay 12:00  
 San Diego at Kansas City 12:00  
**Houston at Miami 1:00**  
 St. Louis at New York Giants 1:00  
 Baltimore at Pittsburgh 1:00  
 Atlanta at Dallas 3:15  
 Chicago at San Francisco 1:15  
 New Orleans at Seattle 1:15  
 Oakland at Tennessee 7:30

### MONDAY, SEPTEMBER 8

Tampa Bay at Philadelphia 9:00

#### \*SUNDAY, SEPTEMBER 14

Washington at Atlanta 1:00  
 Cleveland at Baltimore 1:00  
 Detroit at Green Bay 12:00  
 Tennessee at Indianapolis 12:00  
 Buffalo at Jacksonville 1:00  
 Pittsburgh at Kansas City 12:00  
 Houston at New Orleans 12:00  
**Miami at New York Jets 1:00**  
 San Francisco at St. Louis 12:00  
 Seattle at Arizona 1:05  
 Carolina at Tampa Bay 4:05  
 Cincinnati at Oakland 1:15  
 New England at Philadelphia 4:15  
 Denver at San Diego 1:15  
 Chicago at Minnesota 7:30

### MONDAY, SEPTEMBER 15

Dallas at New York Giants 9:00

#### \*SUNDAY, SEPTEMBER 21

(Open Dates: Carolina, Chicago, Dallas, Philadelphia)  
 Tampa Bay at Atlanta 1:00  
 Pittsburgh at Cincinnati 1:00  
 Minnesota at Detroit 1:00  
 Kansas City at Houston 12:00  
 Jacksonville at Indianapolis 12:00  
 New York Jets at New England 1:00  
 New Orleans at Tennessee 12:00  
 Green Bay at Arizona 1:05  
 St. Louis at Seattle 1:05  
 New York Giants at Washington 4:05  
 Baltimore at San Diego 1:15  
 Cleveland at San Francisco 1:15  
**Buffalo at Miami 8:30**

**MONDAY, SEPTEMBER 22**

Oakland at Denver 7:00

**\*\*SUNDAY, SEPTEMBER 28**(Open Dates: Miami, New York  
Giants, Seattle, Tampa Bay)

Kansas City at Baltimore 1:00

Philadelphia at Buffalo 1:00

Atlanta at Carolina 1:00

Cincinnati at Cleveland 1:00

Jacksonville at Houston 12:00

San Francisco at Minnesota 12:00

Tennessee at Pittsburgh 1:00

Arizona at St. Louis 12:00

New England at Washington 1:00

San Diego at Oakland 1:05

Detroit at Denver 2:15

Dallas at New York Jets 4:15

Indianapolis at New Orleans 7:30

**MONDAY, SEPTEMBER 29**

Green Bay at Chicago 8:00

**\*\*SUNDAY, OCTOBER 5**(Open Dates: Baltimore, Houston,  
New York Jets, St. Louis)

Minnesota at Atlanta 1:00

Cincinnati at Buffalo 1:00

New Orleans at Carolina 1:00

Oakland at Chicago 12:00

Arizona at Dallas 12:00

Seattle at Green Bay 12:00

Denver at Kansas City 12:00

Tennessee at New England 1:00

**Miami at New York Giants 1:00**

San Diego at Jacksonville 4:05

Washington at Philadelphia 4:15

Detroit at San Francisco 1:15

Cleveland at Pittsburgh 8:30

**MONDAY, OCTOBER 6**

Indianapolis at Tampa Bay 9:00

**\*SUNDAY, OCTOBER 12**(Open Dates: Cincinnati, Detroit,  
Minnesota, San Diego)

Oakland at Cleveland 1:00

Philadelphia at Dallas 12:00

Kansas City at Green Bay 12:00

Carolina at Indianapolis 12:00

**Miami at Jacksonville 1:00**

New York Giants at New England 1:00

Chicago at New Orleans 12:00

Houston at Tennessee 12:00

Tampa Bay at Washington 1:00

Baltimore at Arizona 1:15

Pittsburgh at Denver 2:15

Buffalo at New York Jets 4:15

San Francisco at Seattle 5:30

**MONDAY, OCTOBER 13**

Atlanta at St. Louis 8:00

**\*\*SUNDAY, OCTOBER 19**(Open Dates: Arizona, Indianapolis,  
Jacksonville, Pittsburgh)

New Orleans at Atlanta 1:00

Washington at Buffalo 1:00

Tennessee at Carolina 1:00

Baltimore at Cincinnati 1:00

San Diego at Cleveland 1:00

Dallas at Detroit 1:00

**New England at Miami 1:00**

Denver at Minnesota 12:00

Philadelphia at New York Giants 1:00

Green Bay at St. Louis 12:00

New York Jets at Houston 3:05

Tampa Bay at San Francisco 1:15

Chicago at Seattle 1:15

**MONDAY, OCTOBER 20**

Kansas City at Oakland 6:00

**\*SUNDAY, OCTOBER 26**(Open Dates: Atlanta, Green Bay,  
Oakland, Washington)

Denver at Baltimore 1:00

Detroit at Chicago 12:00

Seattle at Cincinnati 1:00

Tennessee at Jacksonville 1:00

New York Giants at Minnesota 12:00

Cleveland at New England 1:00

Carolina at New Orleans 12:00

St. Louis at Pittsburgh 1:00

Dallas at Tampa Bay 1:00

San Francisco at Arizona 2:05

Houston at Indianapolis 4:15

New York Jets at Philadelphia 4:15

Buffalo at Kansas City 7:30

**MONDAY, OCTOBER 27****Miami at San Diego 6:00****\*\*SUNDAY, NOVEMBER 2**(Open Dates: Buffalo, Cleveland,  
Kansas City, Tennessee)

Jacksonville at Baltimore 1:00

San Diego at Chicago 12:00

Washington at Dallas 12:00

Oakland at Detroit 1:00

Carolina at Houston 12:00

**Indianapolis at Miami 1:00**

New York Giants at New York Jets 1:00

New Orleans at Tampa Bay 1:00

Cincinnati at Arizona 2:05

Pittsburgh at Seattle 1:05

Philadelphia at Atlanta 4:15

St. Louis at San Francisco 1:15

Green Bay at Minnesota 7:30

**MONDAY, NOVEMBER 3**

New England at Denver 7:00

**\*SUNDAY, NOVEMBER 9**(Open Dates: Denver, New England,  
New Orleans, San Francisco)

Tampa Bay at Carolina 1:00

Houston at Cincinnati 1:00

Chicago at Detroit 1:00

Indianapolis at Jacksonville 1:00

Cleveland at Kansas City 12:00

Atlanta at New York Giants 1:00

Arizona at Pittsburgh 1:00

**Miami at Tennessee 12:00**

Seattle at Washington 1:00

Minnesota at San Diego 1:05

Buffalo at Dallas 3:15

New York Jets at Oakland 1:15

Baltimore at St. Louis 7:30

**MONDAY, NOVEMBER 10**

Philadelphia at Green Bay 8:00

**\*\*SUNDAY, NOVEMBER 16**

Houston at Buffalo 1:00

Washington at Carolina 1:00

St. Louis at Chicago 12:00

Kansas City at Cincinnati 1:00

Arizona at Cleveland 1:00

**Baltimore at Miami 1:00**

Atlanta at New Orleans 12:00

New York Giants at Philadelphia 1:00

Jacksonville at Tennessee 12:00

San Diego at Denver 2:05

New York Jets at Indianapolis 4:05

Minnesota at Oakland 1:15

Detroit at Seattle 1:15

Green Bay at Tampa Bay 4:15

Dallas at New England 8:30

**MONDAY, NOVEMBER 17**

Pittsburgh at San Francisco 6:00

**\*SUNDAY, NOVEMBER 23**

Seattle at Baltimore 1:00

Indianapolis at Buffalo 1:00

Pittsburgh at Cleveland 1:00

Carolina at Dallas 12:00

San Francisco at Green Bay 12:00

New England at Houston 12:00

Detroit at Minnesota 12:00

Jacksonville at New York Jets 1:00

New Orleans at Philadelphia 1:00

St. Louis at Arizona 2:05

Chicago at Denver 2:05

Tennessee at Atlanta 4:15

Oakland at Kansas City 3:15

Cincinnati at San Diego 1:15

**Washington at Miami 8:30****MONDAY, NOVEMBER 24**

New York Giants at Tampa Bay 9:00

**\*THURSDAY, NOVEMBER 27**

Green Bay at Detroit 12:30

**Miami at Dallas 3:05****SUNDAY, NOVEMBER 30**

San Francisco at Baltimore 1:00

Philadelphia at Carolina 1:00

Arizona at Chicago 12:00

Atlanta at Houston 12:00

New England at Indianapolis 1:00

Buffalo at New York Giants 1:00

Cincinnati at Pittsburgh 1:00

Minnesota at St. Louis 12:00

New Orleans at Washington 4:05

Denver at Oakland 1:15

Kansas City at San Diego 1:15

Cleveland at Seattle 1:15

Tampa Bay at Jacksonville 8:30

**MONDAY, DECEMBER 1**

Tennessee at New York Jets 9:00

**\*SUNDAY, DECEMBER 7**

Cincinnati at Baltimore 1:00

San Diego at Detroit 1:00

Chicago at Green Bay 12:00

Houston at Jacksonville 1:00

Seattle at Minnesota 12:00

Tampa Bay at New Orleans 12:00

Washington at New York Giants 1:00

Dallas at Philadelphia 1:00

Oakland at Pittsburgh 1:00

Indianapolis at Tennessee 12:00

Arizona at San Francisco 1:05

New York Jets at Buffalo 4:15

Kansas City at Denver 2:15

**Miami at New England 4:15**

Carolina at Atlanta 8:30

**MONDAY, DECEMBER 8**

St. Louis at Cleveland 9:00

**\*\*SUNDAY, DECEMBER 14**

Minnesota at Chicago 12:00

San Francisco at Cincinnati 1:00

Atlanta at Indianapolis 1:00

Detroit at Kansas City 12:00

Jacksonville at New England 1:00

Pittsburgh at New York Jets	1:00
Seattle at St. Louis	12:00
Houston at Tampa Bay	1:00
Buffalo at Tennessee	12:00
Dallas at Washington	1:00
Cleveland at Denver	2:05
Baltimore at Oakland	1:05
Carolina at Arizona	2:15
Green Bay at San Diego	1:15
New York Giants at New Orleans	7:30

#### MONDAY, DECEMBER 15

Philadelphia at Miami 9:00

#### \*\*SATURDAY, DECEMBER 20

Atlanta at Tampa Bay	1:30
Kansas City at Minnesota	4:00
New England at New York Jets	8:30

#### SUNDAY, DECEMBER 21

Miami at Buffalo	1:00
Detroit at Carolina	1:00

Washington at Chicago	12:00
Baltimore at Cleveland	1:00
New York Giants at Dallas	12:00
Tennessee at Houston	12:00
New Orleans at Jacksonville	1:00
Cincinnati at St. Louis	12:00
San Diego at Pittsburgh	4:05
San Francisco at Philadelphia	4:15
Arizona at Seattle	1:15
Denver at Indianapolis	8:30

#### MONDAY, DECEMBER 22

Green Bay at Oakland 6:00

#### \*SATURDAY, DECEMBER 27

Buffalo at New England	1:30
Seattle at San Francisco	2:00
Philadelphia at Washington	8:30

#### SUNDAY, DECEMBER 28

Jacksonville at Atlanta	1:00
Cleveland at Cincinnati	1:00

St. Louis at Detroit	1:00
Indianapolis at Houston	12:00
Chicago at Kansas City	12:00
<b>New York Jets at Miami</b>	<b>1:00</b>
Dallas at New Orleans	12:00
Tampa Bay at Tennessee	12:00
Minnesota at Arizona	2:05
Carolina at New York Giants	4:05
Denver at Green Bay	3:15
Oakland at San Diego	1:15
Pittsburgh at Baltimore	8:30

\* CBS-TV National Weekend

\*\* FOX-TV National Weekend

## 2003 OPPONENTS

### ATLANTA FALCONS

Fri., Aug. 22 at Miami (preseason) – 8:00 p.m.  
EDT/CBS-TV

**Address:** 4400 Falcon Parkway  
Flowery Branch, GA 30542

**Phone:** (770) 965-3115

**Chairman, President & CEO:** Arthur M. Blank

**Executive VP/Head Coach:** Dan Reeves

(23rd NFL Season, 7th with Falcons)

**Career Record:** 187-155-2

**Ravens Record:** 46-49-1

**Public Relations:** Aaron Salkin/Frank Kleha/

Christy Duffner/Steve Rodriguez

**Stadium (Year Opened):** Georgia Dome (1992)

**Capacity:** 71,228

**Playing Surface:** Artificial Turf

**Division:** NFC South

**2002 Record:** 9-6-1 (2nd, NFC South, lost in  
divisional round of playoffs)

**Regular Season Record vs. Dolphins:** 2-7



#### ATLANTA FALCONS VS. MIAMI

(Regular Season)

#### RUSHING

NAME	G	ATT.	YDS.	AVG.	TD
Warrick Dunn	2	39	76	1.9	0
Michael Vick	1	5	63	12.6	0
Peerless Price	8	1	4	4.0	0

#### RECEIVING

NAME	G	NO.	YDS.	AVG.	TD
Peerless Price	8	15	269	17.9	2
Warrick Dunn	2	12	190	15.8	1
Trevor Gaylor	1	3	53	17.7	0
Brian Kozlowski	3	3	33	11.0	0
Brian Finneran	1	1	52	52.0	0
Derek Rackley	1	1	1	1.0	1

#### PASSING

NAME	G	ATT.	CMP.	YDS.	TD	INT.
Michael Vick	1	20	11	214	1	2

• This will be the eighth preseason meeting between the Dolphins and Falcons, with Atlanta leading the all-time series by a 4-3 margin.

• In the most recent matchup in this series, the Falcons shut the Dolphins out 37-0 on August 11, 1995 at the Georgia Dome in Atlanta. The 37-point loss marks Miami's most lopsided preseason defeat in the club's 37-year history.

• The Falcons will be making their first preseason visit to Miami since August 25, 1972, a game which the Dolphins won 24-10. The first four games in this series were played at Miami's Orange Bowl, while the following three were all at Atlanta.

### BALTIMORE RAVENS

Sun., Nov. 16 at Miami – 1:00 p.m. EST/CBS-TV

**Address:** 11001 Owings Mills Blvd.  
Owings Mills, MD 21117

**Phone:** (410) 654-6200

**Owner and CEO:** Arthur B. Modell

**President and COO:** David Modell

**Head Coach:** Brian Billick

(5th NFL Season, 5th with Ravens)

**Career Record:** 37-27

**Ravens Record:** 37-27

**Public Relations:** Kevin Byrne/Francine Lubera/

Chad Steele/Marisol M. Renner

**Stadium (Year Opened):** M&T Bank Stadium (1998)

**Capacity:** 69,084

**Playing Surface:** Grass

**Division:** AFC North

**2002 Record:** 7-9 (3rd, AFC North)

**Regular Season Record vs. Dolphins:** 0-3

**Playoff Record vs. Dolphins:** 1-0





**BALTIMORE RAVENS VS. MIAMI**  
(Regular Season)

**RUSHING**

NAME	G	ATT.	YDS.	AVG.	TD
Jamal Lewis	2	26	123	4.7	0
Jeff Blake	2	3	13	4.3	0
Alan Ricard	1	2	8	4.0	0
Sam Gash	17	7	7	1.0	0
Chester Taylor	1	1	3	3.0	0

**RECEIVING**

NAME	G	NO.	YDS.	AVG.	TD
Sam Gash	17	13	97	7.5	1
Travis Taylor	2	6	58	9.7	1
Jamal Lewis	2	3	48	16.0	0
Chester Taylor	1	3	5	1.7	0
Terry Jones, Jr.	1	2	22	11.0	0
Dameon Hunter	1	2	15	7.5	0
Todd Heap	1	1	6	6.0	0
Ron Johnson	1	1	5	5.0	0

**PASSING**

NAME	G	ATT.	CMP.	YDS.	TD	INT.
Jeff Blake	2	62	32	328	4	1

- With a 26-7 victory over the Ravens on November 17, 2002 at Pro Player Stadium, Miami now leads the all-time series 3-1, having won all three regular season matchups. Baltimore won the only postseason contest in this series with a 20-3 triumph in a First Round game on January 13, 2002 at Pro Player Stadium.
- Including playoffs, this will mark the fourth straight season in which the Ravens have traveled to Miami. The Dolphins defeated Baltimore, 19-6, on September 17, 2000, dropped a 20-3 decision to the Ravens in the divisional round of the 2001 playoffs, and then avenged that loss in last season's meeting.
- Miami's lone road game in this series occurred on October 19, 1997 when the Dolphins recorded a 24-13 decision at Memorial Stadium.
- The Ravens (0-3) are one of three teams that have never beaten the Dolphins in regular season play, excluding the Houston Texans, whom Miami will face for the first time this season. Arizona (0-8) and Carolina (0-2) are the others.

## BUFFALO BILLS

Sun., Sept. 21 at Miami - 8:30 p.m. EDT/ESPN  
Sun., Dec. 21 at Buffalo - 1:00 p.m. EST/CBS-TV

**Address:** One Bills Drive  
Orchard Park, NY 14127-2296  
**Phone:** (716) 648-1800

**President:** Ralph C. Wilson, Jr.  
**President/General Manager:** Tom Donahoe  
**Head Coach:** Gregg Williams  
(3rd NFL season, 3rd with Bills)



**Career Record:** 11-21

**Bills Record:** 11-21

**Public Relations:** Scott Berchtold/Mark Dalton

**Stadium (Year Opened):** Ralph Wilson Stadium (1973)

**Capacity:** 73,967

**Playing Surface:** AstroTurf

**Division:** AFC East

**2002 Record:** 8-8 (4th, AFC East)

**Regular Season Record vs. Dolphins:** 27-46-1

**Playoff Record vs. Dolphins:** 3-1

**BUFFALO BILLS VS. MIAMI**

(Regular Season)

**RUSHING**

NAME	G	ATT.	YDS.	AVG.	TD
Travis Henry	3	76	380	5.0	2
Drew Bledsoe	18	32	87	2.7	1
Sammy Morris	5	8	26	3.3	1
Eric Moulds	14	2	23	11.5	0
Alex Van Pelt	3	7	17	2.4	0
Brian Moorman	4	1	-6	-6.0	0

**RECEIVING**

NAME	G	NO.	YDS.	AVG.	TD
Eric Moulds	14	47	869	18.5	9
Charles Johnson	8	21	266	12.7	0
James Jett	5	8	161	20.1	1
Travis Henry	3	3	32	10.7	0
Sammy Morris	5	3	11	3.7	0
Dave Moore	3	2	30	15.0	0
Josh Reed	2	2	14	7.0	0

**PASSING**

NAME	G	ATT.	CMP.	YDS.	TD	INT.
Drew Bledsoe	18	658	356	4697	24	25
Alex Van Pelt	3	63	37	417	3	2
Travis Brown	1	33	15	201	1	2

- Buffalo swept the season series in 2002 after Miami had accomplished the same feat the previous two seasons. In fact, the past four years have resulted in sweeps, as the Bills also captured the 1999 series. Despite having dropped both contests in 2002, the Dolphins have won four of the last six meetings and lead the all-time series by a 47-30-1 margin.
- The Bills' season sweep of the Dolphins in 2002 was their eighth time winning both regular season contests in the 37-year history of the series. Miami has won both games on 18 occasions, most recently in 2001, while the teams have split 11 times.
- The Bills' 38-21 victory at Ralph Wilson Stadium on December 1, 2002 snapped the Dolphins' two-game winning streak in Buffalo. Miami has not had a road winning streak in this series longer than two games since winning five consecutive contests in Buffalo from 1982-86. Overall, the Dolphins have posted a regular season mark of 21-16 at Ralph Wilson Stadium.
- Prior to dropping a 23-10 decision to the Bills on October 20, 2002 at Pro Player Stadium, the Dolphins had captured six out of the previous seven regular season contests in

**2003 Opponents • 663**

this series played in Miami. The Bills' lone victory during this stretch came on October 4, 1999, as they handed Miami a 23-18 defeat. Overall, the Dolphins are 25-11-1 against the Bills at home during the regular season, and 1-1 in postseason games played in Miami.

- With 4,697 passing yards against the Dolphins, Bills quarterback Drew Bledsoe needs 206 yards to become the all-time leading passer against Miami, surpassing former Buffalo signal caller Joe Ferguson's 4,902 yards. In addition, Bledsoe needs two more touchdown passes to reach 27 for his career against Miami to overtake Ferguson's hold on the top spot with 26.
- Miami set the NFL record for consecutive wins over one team with 20 against Buffalo, from 1970-79.

## DALLAS COWBOYS

Thurs., Nov. 27 at Dallas - 4:15 p.m. EST/CBS-TV

**Address:** Cowboys Center  
One Cowboys Parkway  
Irving, TX 75063

**Phone:** (972) 556-9900

**Owner and General Manager:** Jerry Jones

**Head Coach:** Bill Parcells

(16th NFL Season, 1st with Cowboys)

**Career Record:** 138-100-1

**Cowboys Record:** 0-0

**Public Relations:** Rich Dalrymple/Brett Daniels/  
Doug Hood

**Stadium (Year Opened):** Texas Stadium (1971)

**Capacity:** 65,639

**Playing Surface:** Artificial Turf

**Division:** NFC East

**2002 Record:** 5-11 (4th, NFC East)

**Regular Season Record vs. Dolphins:** 3-6

**Postseason Record vs. Dolphins:** 10

### DALLAS COWBOYS VS. MIAMI

(Regular Season)

#### RUSHING

NAME	G	ATT.	YDS.	AVG.	TD
Richie Anderson	18	22	82	3.7	0
Darnay Scott	2	2	14	7.0	0
Terry Glenn	8	1	4	4.0	0
Joey Galloway	1	1	-3	-3.0	0

#### RECEIVING

NAME	G	NO.	YDS.	AVG.	TD
Richie Anderson	16	34	275	8.1	1
Terry Glenn	8	30	347	11.6	1
Tony McGee	3	10	140	14.0	0
Joey Galloway	1	5	137	27.4	2
Darnay Scott	2	3	70	23.3	1
Mike Lucky	1	2	15	7.5	0
Jeff Robinson	2	2	14	7.0	0

#### PASSING

NAME	G	ATT.	CMP.	YDS.	TD	INT.
NO PLAYER WITH REGULAR SEASON STATS						

- This will be the tenth regular season meeting between the Dolphins and Cowboys, with Miami holding a 6-3 advantage in the series. Dallas, however, has captured each of the last two meetings, a 20-0 Thanksgiving Day triumph on November 25, 1999 and a 29-10 win at Pro Player Stadium on October 27, 1996. Miami's last win in this series came on November 25, 1993 as Pete Stoyanovich's 19-yard field goal on the game's final play lifted the Dolphins to a 16-14 Thanksgiving Day victory at Texas Stadium.

- This will be the Dolphins' fifth Thanksgiving Day appearance, and the fourth against the Cowboys. Miami faced Dallas on Thanksgiving Day in 1973, 1993 and 1999, and squared off against the St. Louis Cardinals in 1977. The Dolphins are 3-1 in Thanksgiving Day games, with their only loss coming against the Cowboys in 1999.

- The Dolphins and Cowboys met in Super Bowl VI in New Orleans on January 6, 1972, with Dallas earning a 24-3 victory in the Dolphins' first trip to the NFL's championship contest. Miami would go on to win 18 straight games and 32 of their next 34 contests en route to back-to-back Super Bowl titles.

- Miami Head Coach Dave Wannstedt served as the defensive coordinator for Dallas from 1989-92, ultimately guiding that unit to a number-one overall ranking in his final season, which culminated with the Cowboys winning Super Bowl XXVII as their defense forced nine turnovers in a 52-17 rout of the Buffalo Bills.

## HOUSTON TEXANS

Sun., Sept. 7 at Miami - 1:00 p.m. EDT/CBS-TV

**Address:** 711 Louisiana Street  
Suite 3300  
Houston, TX 77002

**Phone:** (832) 200-2002

**Chairman & CEO:** Robert C. McNair

**Sr. VP & GM, Football Ops:** Charley Casserly

**Head Coach:** Dom Capers

(6th NFL Season, 2nd with Texans)

**Career Record:** 34-46

**Texans Record:** 4-12

**Public Relations:** Tony Wyllie/Rocky Harris/  
Kevin Cooper

**Stadium (Year Opened):** Reliant Stadium (2002)

**Capacity:** 69,500

**Playing Surface:** Grass

**Division:** AFC South

**2002 Record:** 4-12 (4th, AFC South)

**Regular Season Record vs. Dolphins:** 0-0

### HOUSTON TEXANS VS. MIAMI

(Regular Season)

#### RUSHING

NAME	G	ATT.	YDS.	AVG.	TD
Tony Banks	2	2	11	5.5	0

## RECEIVING

NAME	G	NO.	YDS.	AVG.	TD
Avion Black	2	1	15	15.0	0

## PASSING

NAME	G	ATT.	CMP.	YDS.	TD	INT.
Tony Banks	2	60	33	332	0	2

• This will be the first ever regular season meeting between these clubs. The Dolphins are 19-11 in games where they play a franchise for the first time. Miami and Houston faced off in last year's preseason, on August 24, as the Dolphins handed the Texans a 24-3 loss in the inaugural game at Reliant Stadium.

• The Texans will make their first ever trip to Pro Player Stadium in 2003. The Dolphins are 19-10 all-time (regular season) when hosting a team for the first time. Since moving its home games to Pro Player Stadium in 1987, Miami is 20-9 (regular season) against teams making their first appearance there. The Jacksonville Jaguars are the only other NFL team not to have played a regular season contest at Pro Player Stadium.

• The last time an NFL team from Houston visited Miami was on November 22, 1992 when Dolphins kicker Pete Stoyanovich nailed a 52-yard field goal with two seconds remaining in regulation to lead Miami to a 19-16 win over the Houston Oilers at Pro Player Stadium.

## INDIANAPOLIS COLTS

Sun., Nov. 2 at Miami – 1:00 p.m. EST/CBS-TV

**Address:** 7001 West 56th Street  
Indianapolis, IN 46254

**Phone:** (317) 297-2658

**Owner & CEO:** Jim Irsay

**President:** Bill Polian

**Head Coach:** Tony Dungy  
(8th NFL Season, 2nd with Colts)

**Career Record:** 64-48

**Colts Record:** 10-6

**Public Relations:** Craig Kelley/Vernon Cheek/  
Pam Humphrey

**Stadium (Year Opened):** RCA Dome (1984)

**Capacity:** 56,127

**Playing Surface:** Artificial Turf

**Division:** AFC South

**2002 Record:** 10-6 (2nd, AFC South; lost in first round of playoffs)

**Regular Season Record vs. Dolphins:** 21-44

**Playoff Record vs. Dolphins:** 0-2

### INDIANAPOLIS COLTS VS. MIAMI (Regular Season)

## RUSHING

NAME	G	ATT.	YDS.	AVG.	TD
Edgerrin James	5	133	579	4.4	2
Peyton Manning	9	15	47	3.1	1
Marvin Harrison	13	3	8	2.7	0

Brock Huard 1 1 4 4.0 0

## RECEIVING

NAME	G	NO.	YDS.	AVG.	TD
Marvin Harrison	13	73	999	13.7	8
Marcus Pollard	13	24	303	12.6	3
Edgerrin James	5	23	152	6.6	0
Reggie Wayne	3	5	46	9.2	0
Troy Walters	2	2	25	12.5	0

## PASSING

NAME	G	ATT.	CMP.	YDS.	TD	INT.
Peyton Manning	9	304	185	1691	13	17
Brock Huard	1	11	4	30	0	0

• For the second time in as many seasons, Miami and Indianapolis will square off as non-divisional opponents. Prior to the NFL's realignment in 2002, the Dolphins and Colts met twice a year during the regular season every year since 1970 as members of the AFC East. Miami leads the all-time series 46-21.

• In last season's September 15 meeting at the RCA Dome, the Dolphins came away with a 21-13 victory. With that win, Miami has now won four consecutive games and eight of the last 10 over Indianapolis, including playoffs.

• Miami's current four-game win streak over Indianapolis is their longest since they also won four straight from the second contest in 1992 through the first meeting in 1994. The Dolphins' longest win streak in this series was a 14-game string from December 14, 1980 to September 20, 1987. From November 23, 1975 through October 9, 1977, the Baltimore Colts won five consecutive games over the Dolphins, their longest such streak in the series.

• The Dolphins last hosted the Colts on December 10, 2001, outscoring Indianapolis 41-6 on Monday Night Football. The Colts last win in Miami came during the previous season, a 20-13 triumph on December 17, 2000.

## JACKSONVILLE JAGUARS

Fri. Aug. 15, at Jacksonville (preseason) – 7:30 p.m. EDT/WFOR-TV

Sun. Oct. 12, at Jacksonville – 1:00 p.m. EDT/CBS-TV

**Address:** One ALLTEL Stadium Place  
Jacksonville, FL 32202

**Phone:** (904) 633-6000

**Chairman and CEO:** Wayne Weaver

**Head Coach:** Jack Del Rio  
(1st NFL Season, 1st with Jaguars)

**Career Record:** 0-0

**Chiefs Record:** 0-0

**Public Relations:** Dan Edwards/Rick Korch/Hunter Robinson/ Steve Drummond

**Stadium (Year Opened):** ALLTEL Stadium (1995)

**Capacity:** 73,000

**Playing Surface:** Grass

**Division:** AFC South

**2002 Record:** 6-10 (3rd, AFC South)





**Regular Season Record vs. Dolphins:** 1-0  
**Postseason Record vs. Dolphins:** 1-0

# JACKSONVILLE JAGUARS VS. MIAMI (Regular Season)

## RUSHING

NAME	G	ATT.	YDS.	AVG.	TD
Fred Taylor	1	12	89	7.4	2
Marc Edwards	4	6	18	3.0	0
Mark Brunell	1	2	22	11.0	0

## RECEIVING

NAME	G	NO.	YDS.	AVG.	TD
Johnnie Mitchell	8	27	393	14.6	5
Kyle Brady	8	11	149	13.5	2
J.J. Stokes	2	7	95	13.6	0
Jermaine Lewis	2	6	105	17.5	0
Marc Edwards	4	3	18	6.0	0
Jimmy Smith	1	1	41	41.0	0
Donald Hayes	2	1	7	7.0	0
Fred Taylor	1	1	2	2.0	0

## PASSING

NAME	G	ATT.	CMP.	YDS.	TD	INT.
Mark Brunell	1	18	12	213	2	1

- Jacksonville leads the all-time series 2-0, earning a 28-21 victory on October 12, 1998 and handing Miami a 62-7 loss in the divisional round of the playoffs on January 15, 2000.
- Longtime Dolphins quarterback Dan Marino played in the final game of his 17-year NFL career on January 15, 2000 when Miami fell to Jacksonville 62-7 in the divisional round of the playoffs. That game also marked the last in Jimmy Johnson's coaching career.
- The Jaguars are one of two NFL teams, along with Houston, that has never played a regular season contest at Pro Player Stadium. The Dolphins host the Texans on Sunday, September 7 this year. Jacksonville's lone trip to Miami occurred during the 1995 preseason, on August 4.
- This game will mark the first time the Dolphins have played a team whose head coach was once on Miami's roster. Jaguars Head Coach Jack Del Rio went to camp with the Dolphins in 1996. Miami will also face the Washington Redskins this season, whose second-year head coach, Steve Spurrier, spent one week with the Dolphins during the team's 1977 training camp.

## NEW ENGLAND PATRIOTS

Sun., Oct. 19 at Miami – 1:00 p.m. EDT/CBS-TV  
 Sun., Dec. 7 at New England – 4:15 p.m. EST/  
 CBS-TV

**Address:** Gillette Stadium  
 One Patriot Place  
 Foxboro, MA 02035  
**Phone:** (508) 543-8200  
**Owner and CEO:** Bob Kraft



**VP of Player Personnel:** Scott Pioli  
**Head Coach:** Bill Belichick  
 (9th NFL Season, 4th with Patriots)  
**Career Record:** 61-67  
**Patriots Record:** 25-23  
**Media Relations:** Stacey James/Casey O'Connell/  
 Michelle Murphy  
**Stadium (Year Opened):** Gillette Stadium (2002)  
**Capacity:** 68,000  
**Playing Surface:** Grass  
**Division:** AFC East  
**2002 Record:** 9-7 (2nd, AFC East)  
**Regular Season Record vs. Dolphins:** 28-44  
**Playoff Record vs. Dolphins:** 2-1

# NEW ENGLAND PATRIOTS VS. MIAMI (Regular Season)

## RUSHING

NAME	G	ATT.	YDS.	AVG.	TD
Antowain Smith	11	188	689	3.7	4
Kevin Faulk	8	54	224	4.1	0
J.R. Redmond	4	20	44	2.2	0
Tom Brady	4	10	12	1.2	0
Troy Brown	14	3	2	0.7	0
David Patten	3	1	-1	-1.0	0

## RECEIVING

NAME	G	NO.	YDS.	AVG.	TD
Troy Brown	14	39	415	10.6	2
Kevin Faulk	8	20	211	10.6	1
David Patten	3	11	168	15.3	2
Deion Branch	1	4	61	15.3	0
Christian Fauria	4	4	38	9.5	0
Antowain Smith	11	4	16	4.0	0
Fred McCrary	3	4	12	3.0	0
Patrick Pass	4	2	29	14.5	1
J.R. Redmond	4	2	8	4.0	0
Tom Brady	4	1	23	23.0	0
David Givens	2	1	13	13.0	0

## PASSING

NAME	G	ATT.	CMP.	YDS.	TD	INT.
Tom Brady	4	118	65	655	4	3
Kevin Faulk	8	1	1	23	0	0
David Patten	3	1	0	0	0	0

- Miami and New England split the season series in 2002 for the second consecutive season. The Dolphins began playing the Patriots twice a year during the regular season in 1967 and have split the series in 18 of those seasons. Miami swept the regular season series 13 times while New England has owned the series on four occasions. In 1966 and 1982, the teams faced off only once during the regular season, with the Patriots emerging victorious on both occasions. The Dolphins lead the regular season series 44-28 while the Patriots hold a 2-1 advantage in postseason contests.
- The Dolphins have recorded victories in five straight and 12 of the last 14 games against the Patriots at Pro Player Stadium. Overall, the Dolphins are 30-7 against the Patriots in games decided in Miami, including a 29-6 mark in the

regular season. Their record versus New England at Pro Player Stadium is 12-4. The Dolphins are 15-21 against the Patriots in New England during the regular season, including a 14-19 register at Foxboro Stadium.

- The Dolphins are 13-0 against the Patriots all-time in games played in Miami during the months of September and October. Each of the previous three games of this series (2000-02) staged in Miami has been in one of these two months, including October 6 of last year when the Dolphins recorded a 26-13 victory.
- The Patriots have hosted a December game in this series in each of the past three seasons, owning a 2-1 record in those games, including wins in two straight. Most recently, New England overcame an 11-point fourth quarter deficit to claim a 27-24 overtime win on December 29, 2002, spoiling Miami's chance to win the AFC East title and ultimately eliminating them from the playoffs.

## NEW ORLEANS SAINTS

Thurs., Aug. 28 at New Orleans (preseason) – 8:00 p.m. EDT/WFOR-TV

**Address:** 5800 Airline Drive  
Metairie, LA 70003

**Phone:** (504) 733-0255

**Owner:** Tom Benson

**GM of Football Operations:** Mickey Loomis

**Head Coach:** Jim Haslett

(4th NFL Season, 4th with Saints)

**Career Record:** 26-22

**Saints Record:** 26-22

**Public Relations:** Greg Bensel/Ricky Zeller/  
Justin Macione

**Stadium (Year Opened):** Superdome (1975)

**Capacity:** 66,000

**Playing Surface:** Artificial Turf

**Division:** NFC South

**2002 Record:** 9-7 (3rd, NFC South)

**Regular Season Record vs. Dolphins:** 3-5

### NEW ORLEANS SAINTS VS. MIAMI (Regular Season)

#### RUSHING

NAME	G	NO.	YDS.	AVG.	TD
Fred McAfee	3	5	39	7.8	0
Jerome Pathon	7	2	7	3.5	0

#### RECEIVING

NAME	G	NO.	YDS.	AVG.	TD
Jerome Pathon	7	15	149	9.9	0
Ernie Conwell	2	5	45	9.0	0
David Sloan	2	5	96	19.2	0
Fred McAfee	3	4	28	7.0	0

#### PASSING

NAME	G	ATT.	CMP.	YDS.	TD	INT.
NO PLAYER WITH REGULAR SEASON STATS						

- The Dolphins and Saints have faced off on 15 occasions during the preseason with Miami holding a 9-6 advantage. New Orleans,

however, captured the most recent meeting, 24-7, on August 15, 2002 at Pro Player Stadium.

- This will be the sixth game in this series played in New Orleans, with Miami boasting a perfect 5-0 preseason record at the Louisiana Superdome. The Dolphins and Saints have split the eight games played in Miami, while two games have been played on neutral ground, with the Saints proving the victors both times.
- Miami and New Orleans will meet for the fourth time in the last five preseasons, having previously played in 1999, 2000 and 2002. Prior to the 1999 contest, the last time the Dolphins played a preseason game against the Saints came on August 27, 1992 at Baltimore's Memorial Stadium, a game in which the Saints registered a 17-3 victory.
- This game will mark the return of Dolphins running back Ricky Williams to New Orleans. Williams, who was acquired by Miami in a trade with New Orleans on March 8, 2002, played three seasons (1999-01) for the Saints in which he rushed for 3,129 yards and 16 touchdowns.

## NEW YORK GIANTS

Sun., Oct. 5 at New York – 1:00 p.m. EDT/CBS-TV

**Address:** Giants Stadium

East Rutherford, NJ 07073

**Phone:** (201) 935-8111

**President & Co-CEO:** Wellington Mara

**Chairman & Co-CEO:** Preston Robert Tisch

**VP & GM:** Ernie Accorsi

**Head Coach:** Jim Fassel

(7th NFL Season, 7th with Giants)

**Career Record:** 54-41-1

**Giants Record:** 54-41-1

**Public Relations:** Pat Hanlon/Avis Roper/Peter  
John-Baptiste

**Stadium (Year Opened):** Giants Stadium (1976)

**Capacity:** 78,739

**Playing Surface:** Field Turf

**Division:** NFC East

**2002 Record:** 10-6 (2nd, NFC East; lost in first  
round of playoffs)

**Regular Season Record vs. Dolphins:** 3-1

### NEW YORK GIANTS VS. MIAMI (Regular Season)

#### RUSHING

NAME	G	NO.	YDS.	AVG.	TD
Dorsey Levens	2	29	148	5.1	2
Brian Mitchell	3	18	8.0	4.4	0
Kerry Collins	1	5	35	7.0	0

#### RECEIVING

NAME	G	NO.	YDS.	AVG.	TD
Dorsey Levens	2	6	33	5.5	1
Brian Mitchell	3	5	56	11.2	0

#### PASSING

NAME	G	ATT.	CMP.	YDS.	TD	INT.
Kerry Collins	1	24	9	110	0	3

- This game marks just the fifth meeting in the history of the series. The Giants hold a 3-1 advantage and are one of only six teams with an all-time winning record against the Dolphins. The other teams are Jacksonville (2-0), the N.Y. Jets (38-36-1), Oakland (18-11), San Diego (12-11) and San Francisco (5-4).

- The Giants will be hosting a game in this series for the first time since September 23, 1990 when they handed the Dolphins a 20-3 defeat. The only other contest in this series played in New York occurred on December 10, 1972 as Miami earned a 23-13 victory, their 13th consecutive win in what would ultimately become the club's 17-0 "Perfect Season". That game is the Dolphins only victory over the New York Giants.

- The Dolphins and Giants have not met since a 17-7 New York win on December 8, 1996. The six years between games is the second longest current stretch of any Dolphins opponent, trailing only the Cleveland Browns, who Miami last played on October 10, 1993.

## NEW YORK JETS

Sun., Sept. 14 at New York – 1:00 p.m. EDT/  
CBS-TV

Sun., Dec. 28 at Miami – 1:00 p.m. EST/CBS-TV

**Address:** 1000 Fulton Avenue  
Hempstead, NY 11550

**Phone:** (516) 560-8100

**Chairman and CEO:** Woody Johnson

**President:** Jay Cross

**General Manager:** Terry Bradway

**Head Coach:** Herman Edwards  
(3rd NFL Season, 3rd with Jets)

**Career Record:** 19-13

**Jets Record:** 19-13

**Public Relations:** Ron Colangelo/Doug Miller/  
Jared Winley/Kristin Ianiero

**Stadium (Year Opened):** Giants Stadium (1976)

**Capacity:** 78,739

**Playing Surface:** Field Turf

**Division:** AFC East

**2002 Record:** 9-7 (1st, AFC East; lost in  
divisional round of playoffs)

**Regular Season Record vs. Dolphins:** 38-35-1

**Playoff Record vs. Dolphins:** 0-1

### NEW YORK JETS VS. MIAMI (Regular Season)

#### RUSHING

NAME	G	NO.	YDS.	AVG.	TD
Curtis Martin	15	301	1083	3.6	10
Vinny Testaverde	10	20	74	3.7	0
Lamont Jordan	4	13	60	4.6	0
Curtis Conway	4	2	9	4.5	0
Jerald Sowell	10	1	4	4.0	0
Chad Pennington	2	4	2	0.5	0
Wayne Chrebet	16	1	1	1.0	0
Santana Moss	3	3	-5	-1.6	0

#### RECEIVING

NAME	G	NO.	YDS.	AVG.	TD
Wayne Chrebet	16	57	802	14.1	7

Curtis Martin	15	38	316	8.3	1
Curtis Conway	4	11	177	16.1	0
Anthony Becht	5	9	73	8.1	0
Lamont Jordan	4	3	16	5.3	0
Santana Moss	3	2	16	8.0	0
Jerald Sowell	10	2	-6	-3.0	0

#### PASSING

NAME	G	ATT.	CMP.	YDS.	TD	INT.
Vinny Testaverde	10	316	184	1,876	14	13
Chad Pennington	2	30	19	199	0	1

- The Dolphins and Jets split the series in 2002 for the first time since the 1995 season, as Miami swept the series in 1996 and 1997 and New York captured each meeting from 1998-2002. The Jets currently lead the all-time regular season series by a 38-35-1 margin. Miami is 1-0 versus the Jets in postseason.

- Miami's 30-3 win over New York on September 22, 2002 snapped the Jets' eight-game hold on this series, dating back to the 1998 season. Prior to that game, the Dolphins' last win over the Jets was a 24-17 decision on November 9, 1997 at Pro Player Stadium. The eight straight victories by the Jets marked their longest streak in this series since they won the first eight games in series history, from 1966-69. Miami's longest win streak is six games, which has happened on three different occasions (second game in 1971-first game in 1974, 1975-77 and 1982-84).

- The Jets hold a 22-15 advantage in games played in New York, including a 12-6 mark at Giants Stadium. The Dolphins are 20-16-1 in regular season play and 1-0 in the postseason against the Jets in Miami. They are 8-8 versus the Jets at Pro Player Stadium.

- On November 10, 2002, the Jets topped the Dolphins 13-10 at Giants Stadium for their fifth straight home victory in the series. The Dolphins' last road win in this series came on October 12, 1997 as Miami outscored the Jets 31-20.

## PHILADELPHIA EAGLES

Mon., Dec. 15 at Miami – 9:00 p.m. EST/ABC-TV

**Address:** NovaCare Complex  
One NovaCare Way  
Philadelphia, PA 19145

**Phone:** (215) 463-2500

**Chairman/CEO:** Jeffrey Lurie

**President:** Joe Banner

**Head Coach/Exec. VP of Football Ops:** Andy Reid  
(5th NFL Season, 5th with Eagles)

**Career Record:** 39-25

**Raiders Record:** 39-25

**Public Relations:** Derek Boyko/Rich Burg/Bob Lange

**Stadium (Year Opened):** Lincoln Financial  
Field (2003)

**Capacity:** 68,400

**Playing Surface:** Grass

**Division:** NFC East

**2002 Record:** 12-4 (1st, NFC East; lost in NFC





Championship Game)  
**Regular Season Record vs. Dolphins: 3-7**

**PHILADELPHIA EAGLES VS. MIAMI**  
 (Regular Season)

**RUSHING**

NAME	G	NO.	YDS.	AVG.	TD
Duce Staley	1	19	73	3.8	0
James Thrash	1	1	37	37.0	0
Jon Ritchie	3	2	6	3.0	0

**RECEIVING**

NAME	G	NO.	YDS.	AVG.	TD
Antonio Freeman	2	7	62	8.9	1
Jon Ritchie	3	4	23	5.8	0
Duce Staley	1	2	1	0.5	0
James Thrash	1	1	17	17.0	0

**PASSING**

NAME	G	ATT.	CMP.	YDS.	TD	INT.
NO PLAYER WITH REGULAR SEASON STATS						

- Miami leads the all-time series by a 7-3 margin and has won six of the last seven meetings, including the most recent, a 16-13 decision on October 24, 1999 at Pro Player Stadium.
- The Dolphins are 5-0 at home in this series, while the Eagles hold a 3-2 advantage in games played in Philadelphia.
- Each of the last four meetings between these teams, and seven of the 10 games overall, have been decided by seven points or less.
- This game represents the second featuring these two teams on Monday Night Football. The first occurred on November 30, 1981 at the Orange Bowl, when the Dolphins earned a 13-10 victory.

## SAN DIEGO CHARGERS

Mon., Oct. 27 at San Diego - 9:00 p.m. EST/  
 ABC-TV

**Address:** 4020 Murphy Canyon Rd.  
 San Diego, CA 92123

**Phone:** (619) 874-4500

**Chairman of the Board:** Alex G. Spanos

**President - CEO:** Dean Spanos

**Exec. VP:** Michael A. Spanos

**Exec. VP-GM:** A.J. Smith

**Head Coach:** Marty Schottenheimer  
 (18th NFL Season, 2nd with Chargers)

**Career Record:** 161-101-1

**Chargers Record:** 8-8

**Public Relations:** Bill Johnston/ Scott Yoffe/  
 Jennifer Rojas/Jamaal LaFrance

**Stadium (Year Opened):** Qualcomm Stadium (1967)

**Capacity:** 70,000

**Playing Surface:** Grass

**Division:** AFC West

**2002 Record:** 8-8 (4th, AFC West)



**Regular Season Record vs. Dolphins: 10-9**  
**Playoff Record vs. Dolphins: 2-2**

**SAN DIEGO CHARGERS VS. MIAMI**  
 (Regular Season)

**RUSHING**

NAME	G	NO.	YDS.	AVG.	TD
Doug Flutie	7	27	108	4.0	0
L. Tomlinson	1	14	45	3.2	0
Jesse Chatman	1	4	18	4.5	0
Drew Brees	1	2	1	0.5	0
Lorenzo Neal	4	2	-1	-0.5	0

**RECEIVING**

NAME	G	NO.	YDS.	AVG.	TD
Stephen Alexander	2	10	99	9.9	0
Reche Caldwell	1	2	17	8.5	0
L. Tomlinson	1	2	14	7.0	0
Tim Dwight	2	2	12	6.0	0
Lorenzo Neal	4	2	12	6.0	0
David Boston	1	1	5	5.0	0
Justin Peelle	1	1	3	3.0	0

**PASSING**

NAME	G	ATT.	CMP.	YDS.	TD	INT.
Doug Flutie	7	113	58	776	6	4
Drew Brees	7	22	15	107	0	1

- San Diego leads the all-time series 12-11, including a 10-9 advantage in the regular season. The Dolphins, however, have captured the last four contests, including the most recent meeting, a 30-3 decision on November 24, 2002 at Pro Player Stadium.
- The Chargers last regular season victory in this series occurred on December 27, 1993 as they outscored the Dolphins 45-20. More recently, San Diego handed Miami a 22-21 postseason defeat on January 8, 1995, tying their playoff record against the Dolphins at 2-2.
- The Dolphins last visited Qualcomm Stadium on November 12, 2000 and earned a 17-7 victory, winning their second straight at San Diego. Overall, the Chargers hold an 8-4 advantage in this series when playing at home. This includes a 7-4 regular season record and a 1-0 slate in postseason games played in San Diego.
- This game will mark the second Monday night matchup between these two clubs. The first took place on December 27, 1993 at Qualcomm Stadium, when the Chargers came away with a 45-20 victory.

## TAMPA BAY BUCCANEERS

Fri., Aug. 8 at Miami (preseason) - 7:00 p.m. EDT/  
 WFOR-TV

**Address:** One Buccaneer Place  
 Tampa, FL 33607  
**Phone:** (813) 870-2700



**Owner/President:** Malcolm Glazer  
**General Manager:** Richard McKay  
**Head Coach:** Jon Gruden  
 (6th NFL Season, 2nd with Buccaneers)  
**Career Record:** 50-30  
**Buccaneers Record:** 12-4  
**Public Relations:** Jeff Kamis/Zack Bolno  
**Stadium (Year Opened):** Raymond James  
 Stadium (1998)  
**Capacity:** 66,321  
**Playing Surface:** Grass  
**Division:** NFC South  
**2002 Record:** 12-4 (1st, NFC South; won  
 Super Bowl XXXVII)  
**Regular Season Record vs. Dolphins:** 3-4

**TAMPA BAY BUCCANEERS VS. MIAMI**  
 (Regular Season)

**RUSHING**

NAME	G	NO.	YDS.	AVG.	TD
Mike Alstott	1	18	95	5.3	0
Shaun King	1	6	27	4.5	0
Michael Pittman	1	5	-1	-0.2	0

**RECEIVING**

NAME	G	NO.	YDS.	AVG.	TD
Keyshawn Johnson	9	45	549	12.2	6
Ken Dilger	14	39	495	12.7	5
Rickey Dudley	4	7	58	8.3	0
Reggie Barlow	1	4	50	12.5	0
Mike Alstott	1	4	20	5.0	2
Keenan McCardell	1	3	86	28.7	2
Karl Williams	2	1	13	13.0	0

**PASSING**

NAME	G	ATT.	CMP.	YDS.	TD	INT.
Shaun King	1	15	11	147	0	1
Brad Johnson	1	11	7	75	0	0
Michael Pittman	1	1	1	26	0	0

- The Dolphins lead the all-time preseason series 12-5. Their 12 wins are the most Miami has recorded over any opponent in the preseason.
- This will mark the fourth straight year, the 11th time in the last 13 years and the 18th occasion overall that these teams have met in the preseason.
- In last year's August 12, 2002 matchup at Raymond James Stadium, the Buccaneers scored all 14 of their points in the first half and held on for a 14-10 victory.
- When the Dolphins take on the Buccaneers, it will mark the first time the club has faced the defending Super Bowl champion in the preseason since opening the 1997 preseason with a 20-0 loss at Green Bay following the Packers' Super Bowl XXXI triumph. Overall, Miami is 3-2 in preseason contests against the previous season's Super Bowl winner.

**TENNESSEE TITANS**

Sun., Nov. 9 at Tennessee - 1:00 p.m. EST/  
 CBS-TV



**Address:** 460 Great Circle Road  
 Nashville, TN 37228  
**Phone:** (615) 565-4000  
**Founder, Owner, Chairman of the Board & CEO:** K.S. "Bud" Adams  
**President and COO:** Jeff Diamond  
**Exec. VP & Head Coach:** Jeff Fisher  
 (9th NFL Season, 9th with Titans)  
**Career Record:** 76-58  
**Titans Record:** 76-58  
**Public Relations:** Robbie Bohren/William Bryant/  
 Dwight Spradlin  
**Stadium (Year Opened):** The Coliseum (1999)  
**Capacity:** 68,804  
**Playing Surface:** Grass  
**Division:** AFC South  
**2002 Record:** 11-5 (1st, AFC South; lost in  
 AFC Championship Game)  
**Regular Season Record vs. Dolphins:** 11-15  
**Playoff Record vs. Dolphins:** 1-0

**TENNESSEE TITANS VS. MIAMI**  
 (Regular Season)

**RUSHING**

NAME	G	NO.	YDS.	AVG.	TD
Eddie George	4	70	280	4.0	1
Steve McNair	3	23	122	5.3	0
Neil O'Donnell	4	6	52	8.7	0
Robert Holcombe	2	13	22	1.7	0

**RECEIVING**

NAME	G	NO.	YDS.	AVG.	TD
Frank Wycheck	4	11	91	8.3	1
Eddie George	4	7	72	10.3	0
Erron Kinney	1	3	35	11.7	1
Derrick Mason	3	2	62	31.0	1
Robert Holcombe	2	2	9	4.5	0

**PASSING**

NAME	G	ATT.	CMP.	YDS.	TD	INT.
Neill O'Donnell	4	130	74	917	7	5
Steve McNair	3	75	36	432	1	5

- The Dolphins have faced the Titans 27 times, including one playoff contest, and lead the all-time regular season series 15-11, having won the last five meetings. Tennessee won the only postseason game, a 17-9 victory on December 24, 1978 at the Orange Bowl.
- The 26 regular season contests are tied with Oakland for the most Miami has played against a non-divisional opponent.
- Miami and Tennessee last met on September 9, 2001 at The Coliseum to open the 2001 season. The Dolphins recorded a 31-23 victory, their fifth straight over the Titans. Overall in regular season play, the Dolphins are 8-5 at home in this series and 7-6 when facing the Titans on the road.

## WASHINGTON REDSKINS

Sun., Nov. 23 at Miami - 8:30 p.m. EST/ESPN

**Address:** 21300 Redskins Park Drive  
Ashburn, VA 20147

**Phone:** (703) 726-7000

**Owner:** Daniel M. Snyder

**Head Coach:** Steve Spurrier

(2nd NFL Season, 2nd with Redskins)

**Career Record:** 7-9

**Redskins Record:** 7-9

**Public Relations:** Michelle Tessier/Pat Wixted/  
Will Norman

**Stadium (Year Opened):** FedEx Field (1997)

**Capacity:** 86,484

**Playing Surface:** Grass

**Division:** NFC East

**2002 Record:** 7-9 (3rd, NFC East)

**Regular Season Record vs. Dolphins:** 3-5

**Playoff Record vs. Dolphins:** 1-1

### WASHINGTON REDSKINS VS. MIAMI (Regular Season)

#### RUSHING

NAME	G	NO.	YDS.	AVG.	TD
Rob Johnson	3	13	102	7.8	0
Trung Canidate	1	4	19	4.8	1

#### RECEIVING

NAME	G	NO.	YDS.	AVG.	TD
Laveranues Coles	6	19	268	14.1	4
Chris Doering	2	3	22	7.3	0
Patrick Johnson	1	2	23	11.5	0

## PASSING

NAME	G	ATT.	CMP.	YDS.	TD	INT.
Rob Johnson	3	62	27	356	1	3

• The Dolphins lead the all-time series 6-4. The Redskins, however, won the most recent meeting, a 21-10 decision on January 2, 2000 at FedEx Field.

• The Redskins have not played in Miami since falling, 17-10, to the Dolphins on October 4, 1993 at Pro Player Stadium. Overall, the Dolphins boast a perfect 3-0 record at home in this series, while the Redskins are 3-2 when playing on their home turf.

• Miami and Washington have squared off in two Super Bowls. The Dolphins won Super Bowl VII on January 14, 1973, by a 14-7 score to preserve the NFL's only perfect season. The teams battled again for the NFL crown in Super Bowl XVII on January 30, 1983, with Washington winning the contest by a 27-17 score.

• This game will mark the second time the Dolphins have played a team whose head coach was once on Miami's roster. Redskins Head Coach Steve Spurrier spent one week with the Dolphins during the team's 1977 training camp. Miami will also face the Jacksonville Jaguars this season, whose first-year head coach, Jack Del Rio, went to camp with the Dolphins in 1996.

## DOLPHINS ON THE AIR

### WQAM

The 2003 Miami Dolphins' season marks the seventh with WQAM (560 AM) serving as the flagship station for the Dolphins' radio network. This year the network has over 20 stations covering more than 70 markets in Florida.

Handling the play-by-play and entering his second season as "The Voice of the Dolphins" is Howard David. David spent the previous 23 years doing play-by-play for the CBS/Westwood One Radio Network, including his last six seasons as the national voice of Monday Night Football on CBS, where he was part of the radio team that aired six Super Bowls. Prior to that, David spent eight years broadcasting Sunday Night Football for the network. His radio work for CBS also included college football and basketball, as well as national events such as the U.S. Open golf and tennis championships and the Olympics, including anchoring the CBS Radio Network's coverage of the 2002 Winter Olympic Games in Salt Lake City.

In addition to his work nationally, David spent 14 years broadcasting locally in both the NFL and the NBA. He was the radio voice of the New Jersey Nets (1987-94), Milwaukee Bucks (1994-97) and Boston Celtics (1997-01), while also handling the play-by-play for the New York Jets for four seasons (1998-01).

Joining David in the booth is analyst and ex-Dolphins favorite Jim Mandich. He is in his 12th year as the color commentator on Dolphin game broadcasts and was a member of the Dolphins' 1972 club that was the NFL's only undefeated team. In his eight seasons as a Dolphins tight end (1970-77), Mandich caught 121 passes for 1,406 yards (11.6 yards per



catch) with 23 touchdowns. He ranks 24th in Dolphins team history in receiving and is tied for 20th in club annals in scoring with 138 points.

In addition to his work on WQAM, Mandich also serves as a sports reporter for WPLG-TV and is a regular contributor to the station's popular "Sports Jam Live" show that airs during the football season.

WQAM is known for its outstanding sports programming, and is one of the leading sports and entertainment radio stations in the country. In addition to the Dolphins games, WQAM also broadcasts the games of the Florida Marlins, the Florida Panthers, and the University of Miami football, basketball and baseball contests. WQAM is the home of the popular "Howard David Show" in the morning, featuring the Dolphins' play-by-play broadcaster along with Steve Goldstein, followed by Scott Ferrall's morning talk show. Miami's leading talk show "The Neil Rogers Show" is heard mid-days. Dolphin analyst Jim Mandich follows Rogers with his talk show, while long-time South Florida sports personality Hank Goldberg handles the afternoon and hosts the weekly "Dave Wannstedt Show" with Dolphins Head Coach Dave Wannstedt. Former Dolphins Kim Bokamper and Joe Rose also host talk shows as part of WQAM's line-up.

WQAM carries extensive Dolphins programming on game-days, beginning with a four-hour pre-game show and culminating with a two-hour post-game wrapup. WQAM also broadcasts several Dolphin player features weekly plus live broadcasts from the team's training camp and carries comprehensive Dolphins updates during the season from their on-site reporter and talk show host Orlando Alzugaray.

Following is a list of radio stations on the Dolphins Network in 2003:

Arcadia .....	WBGF, 93.5 FM	Marco Island .....	WWCN, 770 AM
Atlantic Beach .....	WZNZ, 1460 AM	Miami .....	WQAM, 560 AM
Belle Glade .....	WBGF, 93.5 FM		WKIS, 99.9 FM
Blountstown .....	WYBT, 1000 AM	Milton .....	WVTJ, 610 AM
Boca Raton .....	WQAM, 560 AM	Naples .....	WWCN, 770 AM
	WKIS, 99.9 FM	New Smyrna Beach .....	WNDB, 1150 AM
Cape Coral .....	WWCN, 770 AM	Ocala .....	WOCA, 1370 AM
Cocoa .....	WMEL, 920 AM	Okeechobee .....	WQAM, 560 AM
Cocoa Beach .....	WMEL, 920 AM	Orlando .....	WORL, 660 AM
Daytona Beach .....	WNDB, 1150 AM	Ormond Beach .....	WNDB, 1150 AM
Deerfield Beach .....	WQAM, 560 AM	Panama City .....	WASG, 550 AM
	WKIS, 99.9 FM	Pensacola .....	WVTJ, 610 AM
Deland .....	WORL, 660 AM	Ponte Vedra Beach .....	WZNZ, 1460 AM
Delray Beach .....	WDJA, 850 AM	Port Charlotte .....	WWCN, 770 AM
Disney World .....	WORL, 660 AM	Punta Gorda .....	WWCN, 770 AM
Ft. Lauderdale .....	WQAM, 560 AM	Sarasota .....	WAMR, 1320 AM
	WKIS, 99.9 FM	Sanford .....	WORL, 660 AM
Ft. Myers .....	WWCN, 770 AM	Sebring .....	WMEL, 920 AM
Ft. Pierce .....	WQOL, 103.3 FM	Stuart .....	WDJA, 850 AM
Ft. Walton Beach .....	WVTJ, 610 AM	Sunrise .....	WQAM, 560 AM
Gainesville .....	WOCA, 1370 AM		WKIS, 99.9 FM
Hollywood .....	WQAM, 560 AM	Tallahassee .....	WPHK, 102.3 FM
	WKIS, 99.9 FM	Tavares .....	WORL, 660 AM
Jacksonville .....	WZNZ, 1460 AM	Titusville .....	WNDB, 1150 AM
Key West .....	WKWF, 1600 AM	Vero Beach .....	WQOL, 103.3 FM
Kissimmee .....	WORL, 660 AM	West Palm Beach .....	WDJA, 850 AM
Lake Worth .....	WDJA, 850 AM	White City .....	WQOL, 103.3 FM
Live Oak .....	WLVO, 106.1 FM	Wildwood .....	WORL, 660 AM
Marathon .....	WFFG, 1300 AM	Winter Park .....	WORL, 660 AM
Melbourne .....	WMEL, 920 AM	Zolfo Springs .....	WMEL, 920 AM

## RADIO UNICA

For the third straight year, Dolphins games, both home and away, will be broadcast in Spanish on Radio Unica, 1210 AM. This marks the 22nd consecutive season that Dolphins games will be broadcast in Spanish.

Rene Giraldo, who has been part of the Spanish broadcasts of Dolphins games for all 22 of those seasons, will handle the play-by-play for his 19th straight year after previously serving as a color analyst. He will be joined by color analyst Roly Martin, also a long-time member of the Dolphins' Spanish broadcast team.

## PRESEASON TELEVISION

Three of the four Dolphins preseason games in 2003 will be telecast on WFOR-TV (Channel 4) in Miami-Ft. Lauderdale, WTVX (Channel 34) in West Palm Beach, and WTVK (Channel 6) in Fort Myers (just the two road games), while the other game will be televised nationally on CBS-TV.

The Dolphins' one preseason national telecast will come on Friday, August 22 against the Atlanta Falcons at Pro Player Stadium. That will be broadcast nationally on CBS-TV beginning at 8:00 p.m. (ET). It will be carried live locally on WFOR-TV and WTVX if the game is sold out 72 hours prior to kickoff; otherwise it will be blacked out.

The remaining three preseason games will be televised by WFOR-TV and WTVX, including two definite live telecasts. The first of those three games will be on Friday, August 8 when the Dolphins host the Super Bowl Champion Tampa Bay Buccaneers, starting at 7:00 p.m. (ET) at Pro Player Stadium. If the game is sold out 72 hours prior to kickoff, it will be shown live in the Miami-Ft. Lauderdale and West Palm Beach areas; otherwise it will be shown on a delayed basis. The Dolphins then meet the Jacksonville Jaguars in Jacksonville on Friday, August 15, starting at 7:30 p.m. (ET) in a game that will be televised live on WFOR and WTVX. Following their game against Atlanta, the Dolphins will conclude their preseason schedule on Thursday, August 28 at New Orleans in a game that will be carried live on WFOR-TV and WTVX starting at 8:00 p.m. (ET).

For the third straight season, Craig Bolerjack will handle the play-by-play for the games on WFOR. He is a member of CBS Sports' NFL broadcast team and also has handled college football and basketball for that network as well as for ESPN. Joining Bolerjack for the first two games as a color analyst will be former Dolphins great and Pro Football Hall of Famer Bob Griese, a member of ABC's lead broadcast team for college football. Another Dolphins Hall of Famer, Nick Buoniconti, who was the driving force of Miami's "No-Name Defense" and an analyst on HBO's "Inside the NFL" for 23 years, will handle the color for the Saints game. In addition, Nat Moore, the Dolphins' third all-time leading receiver and one of the most popular players in club history, again will handle color commentary for all three preseason games on WFOR. Kim Bokamper, a member of the WFOR Sports staff and a former Dolphins Pro Bowl linebacker, will join WFOR's broadcast team as a sideline reporter.

DATE	OPPONENT	BROADCAST	TIME (EDT)
Fri., Aug. 8	Tampa Bay	WFOR-TV; WTVX	7:00 p.m.*
Fri., Aug. 15	at Jacksonville	WFOR-TV; WTVX	7:30 p.m.
Fri., Aug. 22	Atlanta	CBS-TV	8:00 p.m.#
Thurs., Aug. 28	at New Orleans	WFOR-TV; WTVX	8:00 p.m.

\* Game will be broadcast live if sold out 72 hours in advance of game time; otherwise it will be shown on a tape delay basis.

# Game will be broadcast live if sold out 72 hours in advance of game time; otherwise it will be blacked out.

## FINS-TV

Forming a unique partnership between the Miami Dolphins and NBC-6, FINS-TV is a "first of its kind" broadcast that gives Dolphin fans an exclusive look at the team both on and off the field. Fifty-two weeks a year, FINS-TV offers the most comprehensive coverage of the Dolphins, taking viewers from the team's locker room to the players' living rooms. Highlights of the show include features on football strategy from inside the Dolphins coaches' meetings to following team scouts as they put the top college seniors through their paces.

Besides just X's & O's, the show also allows fans to see the Dolphins in a non-football atmosphere, as FINS-TV TV tours players' homes and follows them as they enjoy life away from the gridiron, ranging from bowling at a local lane to fishing on Biscayne Bay.

FINS-TV, the "official" show of the Miami Dolphins, airs every Saturday night at 7:00 p.m. and is hosted by NBC-6 Sports Anchor Joe Rose with contributions from reporters Andrea Brody and Guy Rawlings. Jeff Tavss is the producer.

## SUNSHINE NETWORK

Sunshine Network is the Miami Dolphins' exclusive regional sports network partner and is the largest regional cable network in the state of Florida – seen in over 5.9 million cable and satellite homes statewide.

This partnership provides year-round coverage of the Dolphins to more fans and viewers in Florida than ever before. From Pensacola to the Keys, Sunshine Network is the Florida sports fan's best statewide source for the latest Dolphins news and programming.

Sunshine Network replays, on a next-day basis, all non-national network preseason games statewide. Replays of "The Dave Wannstedt Show" can be seen Sundays on Sunshine Network.

Another highlight of the Dolphins/Sunshine agreement is the network's live statewide coverage each Monday of the team's afternoon news conferences. Sunshine Network also produces and airs a special live Thursday night show called "Dolphins Live! with Goldie and the Mad Dog" featuring South Florida radio personality Steve Goldstein and legendary Dolphins radio analyst Jim Mandich. The popular weekly program originates live from Dolphins headquarters in Davie. Various other programs and specials on the Dolphins air year-round on the network.

#### SUNSHINE NETWORK DIRECTORY

Corporate Vice President/General Manager .....	Cathy Weeden
Finance Director .....	Tim Ivey
Executive Producer .....	Ned Tate
Director of Programming .....	Dana Stites
Director of Marketing .....	Mike Roche
South Florida Advertising Sales .....	Kevin Crossman
Director of Media Relations .....	Amy Pempel

## MEDIA INFORMATION

**CREDENTIALS:** Media representatives who do not have press credentials for the entire season (but will be working for an accredited media outlet on an immediate deadline) may request them on a single-game basis. Written credential requests must be made at least one week in advance to: Harvey Greene, Senior Vice President - Media Relations, Miami Dolphins, 7500 S.W. 30th Street, Davie, FL 33314 (954/452-7010). Reserved credentials can be picked up at the press gate, located outside Gate G of Pro Player Stadium, on the day of the game. ALL members of the media picking up credentials at the will call window must present a valid photo identification. In addition, all media members must show a valid photo identification upon entering the stadium.

**PHOTOGRAPHERS:** Photographers with accredited media outlets on an immediate deadline may request credentials on a single-game basis from the Dolphins' media relations department. Credentials **WILL NOT** be issued to freelance photographers unless granted special approval by the Dolphins. Field photographers are reminded to remain outside of the bench area. ALL photographers and runners are required to wear wristbands that must be obtained prior to the game in the Gate G lobby.

**PRESS BOX:** To get to the Pro Player Stadium press box, enter at Gate G. Go through two sets of doors and take the elevator to the third floor. Exit elevator and the broadcast booths are to the right. For the print section, make a left and exit the broadcast booth box into the club lounge area. Go 50 yards to the staircase and go to the lower level of the club lounge. The entrance to the print press box is just beyond the bottom of the stairs. Only credentials issued by the Dolphins will be honored for admittance to Pro Player Stadium.

**LOCKER ROOMS:** Admission to the home and visiting locker rooms is governed by each individual team. Only media representatives with proper credentials, granting locker room access or those stamped with "Locker Room Access," will be admitted. No one will be admitted to the locker rooms prior to the game. Both teams' locker rooms are located on the ground level on the west side of the stadium. From the print press box, take the elevator to the ground level. Out of the elevator, bear right and go through the double doors to the corridor. Bear left to the Dolphins' locker room and continue past the Dolphins' locker room to reach the visitor's locker room. The interview room is on the right.

**INTERVIEW ROOM:** Coach Wannstedt will hold his post-game press conference immediately following the conclusion of the game in the interview room, which is located on the ground level in the west side of the stadium.

**PARKING:** Press parking at Pro Player Stadium is very limited. All parking requests must be directed to Harvey Greene, Senior Vice President - Media Relations, (954/452-7010).

**TELEPHONES:** Any media member desiring to have their own press box telephone line must order it directly from Phyllis Samuels, BellSouth Special Accounts at (800) 239-0519. Instruments can be ordered from the Dolphins' media relations department, (954/452-7010).



**COPY TRANSMISSION:** Copy transmission is available at every Dolphin home game. The transmission representative is Tim Lippman, 8467 N.W. 61st Street, Tamarac, FL 33321 (954/720-9070; FAX: 954/720-0725).

**FIELD ACCESS:** Only working newspaper and TV photographers and club/stadium officials are permitted on the field during the game. Press box passes will not be honored for field admittance at any time, except when there are less than six minutes remaining in the game.

**PRACTICE:** Regular-season practice sessions usually are held at 2:00 p.m. on Wednesday, 1:30 p.m. on Thursday, and at 11:00 a.m. on Friday and Saturday (home games). Practices normally are closed to out-of-town media (and, except for the first and last 15 minutes, all local media) unless special permission is granted by the coaching staff. To request permission, or to arrange any interviews, contact the Dolphins' media relations department. The team locker room is open to the media for 45 minutes (lunchtime) Monday and Wednesday through Friday. The players are off on Tuesdays.

**FOR MORE INFO:** For more information on the Dolphins, contact the media relations department: Harvey Greene, Senior Vice President - Media Relations; Neal Gulkis, Director of Media Relations; Seth Levit, Media Relations Coordinator; and Gayle Baden, Executive Assistant. Office phone is (954) 452-7010 and (954) 452-7000-switchboard.

**TRAINING CAMP:** The Dolphins practice at Nova Southeastern University during both the preseason and regular season. The campus is located in Davie at 7500 S.W. 30th Street.

## DIRECTIONS

**FT. LAUDERDALE TO TRAINING CAMP:** From the north, take I-95 South to I-595 West. Take I-595 West to University Drive exit. Proceed off exit and turn left onto University Drive (going south). Go past three traffic lights to S.W. 30th Street and turn left. Entrance to facility is 300 yards on right.

**MIAMI AIRPORT TO TRAINING CAMP:** From the airport, take 836 West to 826 North. Follow 826 North to exit for Florida Turnpike North. Take Turnpike North to I-595 West. Take I-595 West to University Drive exit. Proceed off exit and turn left onto University Drive (going south). Go past three traffic lights to S.W. 30th Street and turn left. Entrance to facility is 300 yards on right.

**FROM THE SOUTH TO TRAINING CAMP:** From the south, take I-95 North to I-595 West. Take I-595 West to University Drive exit. Proceed off exit and turn left onto University Drive (going south). Go past three traffic lights to S.W. 30th Street and turn left. Entrance to facility is 300 yards on right.

**FT. LAUDERDALE TO STADIUM:** Take I-595 West to Florida Turnpike South. Upon approaching stadium, follow signs for "Stadium via I-95" (DO NOT take turnpike extension -exit 47 Homestead). Get off at Exit 2X (Dan Marino Blvd./199th St.). Proceed off exit and make a right onto Dan Marino Blvd. Enter through Parking Gate 4, which is on the right.

**MIAMI AIRPORT TO STADIUM:** Take I-95 North to Ives Dairy Road. Proceed west for five miles (name of road changes to 199th Street/Dan Marino Blvd.) and stadium is on right. Enter parking Gate 4.

# COVERING THE DOLPHINS

ALL TELEPHONE NUMBERS ARE AREA CODE 305 UNLESS OTHERWISE NOTED

---

## WRITERS REGULARLY ASSIGNED TO CLUB

**JASON COLE**, Miami Herald (AM), One Herald Plaza (33132-1693), 376-3675.

**ALEX MARVEZ**, South Florida Sun-Sentinel (AM), 200 E. Las Olas Blvd, Fort Lauderdale (33301-2293), 954/356-4635.

**MICHAEL CUNNINGHAM**, South Florida Sun-Sentinel (AM), 200 E. Las Olas Blvd, Fort Lauderdale (33301-2293), 954/356-4635.

**TODD ARCHER**, Palm Beach Post (AM) and Evening Times (PM), 2751 South Dixie Highway, West Palm Beach (33405), 561/820-4440.

**CRAIG DOLCH**, Palm Beach Post (AM) and Evening Times (PM), 2751 South Dixie Highway, West Palm Beach (33405), 561/820-4440.

**CARL KOTALA**, Florida Today (AM), One Gannett Plaza, Melbourne (32940), 321/242-3694.

---

## NEWS ORGANIZATIONS

**MIAMI HERALD (AM)**, One Herald Plaza (33132-1693), 376-3500. S.E./Columnist-Edwin Pope, Exec. S.E.-Richard Bush, Columnist-Dan LeBatard, Greg Cote, Jeff Miller, Clark Spencer, Bob Emanuel Jr., TV Sports-Barry Jackson.

**SOUTH FLORIDA SUN-SENTINEL (AM)**, 200 E. Las Olas Blvd., Fort Lauderdale (33301-2293), 954/356-4647 (Miami Telephone 947-2632). Exec. S.E.-Fred Turner, Columnist-Dave Hyde, Ethan Skolnick, Charles Bricker, Craig Barnes, Sports Business-Sarah Talalay, TV Sports-Jim Sarni.

**PALM BEACH POST (AM) and EVENING TIMES (PM)**, 2751 South Dixie Highway, West Palm Beach (33405), 561/820-4440 (Miami Telephone: 949-8131). Exec. S.E.-Tim Burke, Columnist-Dave George, Greg Stoda, Karen Crouse, Charles Elmore.

**EL HERALD (AM)**, One Herald Plaza (33132-1693). S.E.-Manolo Hernandez.

**FLORIDA TODAY (AM)**, One Gannett Plaza, Melbourne (32940), 321/242-3792. S.E.-Jeff D'Alessio.

**FORT MYERS NEWS PRESS (AM)**, P.O. Box 10, Fort Myers (33902), 941/335-0358. Exec. S.E.-Tom Hayden,

**ASSOCIATED PRESS**, 9100 N.W. 36th Street (33178), 594-5825. Steve Wine, Mark Long, Tim Reynolds, Freida Frisaro, Adam Yeomans, Fred Goodall 813/223-3270.

**UNITED PRESS INTERNATIONAL**, 800 Douglas Road, Suite 565, Coral Gables (33134), 445-1750. Les Kjos.

**BOCA RATON NEWS (AM)**, 5801 N. Congress Ave., Boca Raton (33487), 561/893-6629. S.E.-Robert Cohn.

**DOLPHIN DIGEST (Weekly)**, P.O. Box 6600, (33252), 594-0508. Editor-Andy Cohen, Tom Curtis, Alain Poupart.

#### **FLAGSHIP RADIO STATIONS**

**WQAM** Radio (560 AM), 20295 N.W. 2nd Ave. (33169), 653-6796. Howard David, Jim Mandich, Kim Bokamper, Hank Goldberg, Scott Ferrall, Joe Rose, Steve Goldstein, Orlando Alzugaray.

**Radio Unica** (1210 AM), 8400 N.W. 52nd St., Suite 101 (33166), 463-5000.

#### **TELEVISION STATIONS**

**WFOR-TV** (CBS, Channel 4), 8900 N.W. 18th Terrace (33172) 639-4516. Jim Berry, Kim Bokamper, Jill Martin, Leo Gomez, Alex Hernandez, Alex Sarragua.

**WTVJ-TV** (NBC, Channel 6), 15000 S.W. 27th St., Miramar (33027), 954/622-6350. Exec. Sports Prod.-Mike Jenkins, Joe Rose, Guy Rawlings, Bernie Rosen, Jeff Tavss, Alex Suarez, Chris Clark.

**WPLG-TV** (ABC, Channel 10), 3900 Biscayne Boulevard (33137), 325-2485. Sports Dir.-Jimmy Cefalo, Frank Forte, Will Manso, Jim Mandich, Steve Zager, Henry Amor, Howard Bloom.

**WSVN-TV** (Fox, Channel 7), 1401 79 Street Causeway (33141), 795-2719. Ducis Rodgers, Mike DiPasquale, Steve Shapiro, Jim Goodman, Wayne Rundell, Dave Kobert.

**WLTU-TV** (Spanish, Channel 23), 9405 N.W. 41st St. (33178), 471-4362. Manny de la Fe, Omar Claro.

**WSCV-TV** (Spanish, Channel 51), 2340 W. 8th Ave., Hialeah (33010), 889-7676. Raul Striker, Camilo Zas.

**WPTV-TV** (NBC, Channel 5), 1100 Banyan Blvd., West Palm Beach (33401), 561/653-5730. (Miami Telephone: 949-0789). Sports Dir.-Ben Becker, Ryan Lieber.

**WPEC-TV** (CBS, Channel 12), 1100 Fairfield Drive, West Palm Beach (33407), 561/844-1212. (Miami Telephone: 944-5060). Pat Murphy, Ed David.

**WPBF-TV** (ABC Channel 25), 3970 RCA Blvd., Suite 7007, Palm Beach Gardens (33410), 561/694-2525. Vince Kelly, Peter Dobens, Jim Abath.

**SUNSHINE NETWORK**, 390 N. Orange Ave., Suite 275, Orlando (32801), 407/648-1150. Paul Kennedy, Craig Rothberg, Ned Tate.

#### **RADIO STATIONS**

**WIOD** Radio (610 AM)/**WRFX** Radio (940 AM), 7601 Riviera Blvd., Miramar (33023), 866/610-6397. Jason Solodkin, Dave Lamont, Scott Tovin, Jorge Sedano.

**WFTL** Radio (1400 AM)/**WDJA** Radio (850 AM), 6600 N. Andrews Ave., Suite 160, Ft. Lauderdale (33309), 954/315-1515. Jeff DeForrest, Jim Grieshaber.

**WQBA** Radio (1140 AM), 800 Douglas Rd., Annex Building, Coral Gables (33145). 441-1140. Chuny Montaner, Armando Fernandez Lima.

**WSBR** Radio (740 AM), 5700 N. Federal Highway, Boca Raton (33468), 561/997-0074.

**WJNO** Radio (1230AM), P.O. Box 189, West Palm Beach (33412), 561/838-4300.

## **MEDIA WEB SITE**

To further assist the media, the Dolphins have created a Media-Specific Web Site, located at [www.media.miamidolphins.com](http://www.media.miamidolphins.com). Through this site, accredited media ONLY will be able to download feature news-clip files of current and former Dolphin player and coaches, gamebooks from past Dolphin games, transcripts from press conferences and much more. In addition, hundreds of photographs are available on the site for publication purposes. This site can be used 24 hours a day via your home, office or lap top computer. For more information on how to access this web site, contact the Dolphins at [media@miamidolphins.com](mailto:media@miamidolphins.com).

# MEDICAL GLOSSARY

**AC Joint** – Acromioclavicular joint; joint of the shoulder where acromion process of the scapula and the distal end of the clavicle meet; most shoulder separations occur at this point.

**Abduct** – Movement of any extremity away from the midline of the body. This action is achieved by an abductor muscle.

**Abrasion** – Any injury which rubs off the surface of the skin.

**Abscess** – An infection which produces pus; can be the result of a blister, callus, penetrating wound or laceration.

**Adduct** – Movement of an extremity toward the midline of the body. This action is achieved by an adductor muscle.

**Achilles' Tendon** – The tendon at the back of the heel.

**Adhesion** – Abnormal adherence of collagen fibers to surrounding structures during immobilization following trauma or as a complication of surgery which restricts normal elasticity of the structures involved.

**Aerobic** – Exercise in which energy needed is supplied by oxygen inspired and is required for sustained periods of vigorous exercise with a continually high pulse rate.

**Anabolic Steroids** – Steroids that promote tissue growth by creating protein in an attempt to enhance muscle growth. The main anabolic steroid is testosterone (male sex hormone).

**Anaerobic** – Exercise without use of oxygen as an energy source; short bursts of vigorous exercises.

**Anaphylactic Shock** – Shock that is caused by an allergic reaction.

**Anterior Compartment Syndrome** – Condition in which swelling within the anterior compartment of the lower leg jeopardizes the viability of muscles, nerves and arteries that serve the foot. In severe cases, emergency surgery is necessary to relieve the swelling and pressure.

**Anterior Cruciate Ligament (ACL)** – A primary stabilizing ligament within the center of the knee joint that prevents hyperextension and excessive rotation of the joint. A complete tear of the ACL necessitating reconstruction could require up to 12 months of rehabilitation.

**Anterior Talofibular Ligament** – A ligament of the ankle that connects the fibula (lateral ankle bone) to the talus. This ligament is oft times subject to sprain.

**Anti-Inflammatory** – Any agent which prevents inflammation, such as aspirin or ibuprofen.

**Anterogram** – A film demonstrating arteries after injection of a dye.

**Arthrogram** – X-ray technique for joints using air and/or dye injected into the affected area; useful in diagnosing meniscus tears of the knee and rotator cuff tears of the shoulder.

**Arthroscope** – An instrument used to visualize the interior of a joint cavity.

**Arthroscopy** – A surgical examination of the internal structures of a joint by means for viewing through an arthroscope. An arthroscopic procedure can be used to remove or repair damaged tissue or as a diagnostic procedure in order to inspect the extent of any damage or confirm a diagnosis.

**Articular Cartilage** – Cartilage lining the opposing surfaces of bones.

**Aspiration** – The withdrawal of fluid from a body cavity by means of a suction or siphonage apparatus, such as a syringe.

**Atrophy** – To shrivel or shrink from disuse, as in muscular atrophy.

**Avascular Necrosis** – Death of a part due to lack of circulation.

**Avulsion** – The tearing away, forcibly, of a part or structure.

**Baker's Cyst** – Localized swelling of a bursa sac in the posterior knee as a result

of fluid that has escaped from the knee capsule. A Baker's cyst indicates that there is a trauma inside the knee joint that leads to excessive fluid production.

**Bone Scan** – An imaging procedure in which a radioactive-labeled substance is injected into the body to determine the status of a bony injury. If the radioactive substance is taken up the bone at the injury site, the injury will show as a "hot spot" on the scan image. The bone scan is particularly useful in the diagnosis of stress fractures.

**Brachial Plexus** – Network of nerves originating from the cervical vertebrae and running down to the shoulder, arm, hand, and fingers.

**Bruise** – A discoloration of the skin due to an extravasation of blood into the underlying tissues.

**Burner** – Common term for brachial plexus trauma in the neck. Usually results in burning or tingling sensation into the shoulder or arm when the neck is forced beyond the normal range of motion.

**Bursa** – A fluid-filled sac that is located in areas where friction is likely to occur, then minimizes the friction; for example between a tendon and bone.

**Capsule** – An enclosing structure which surrounds the joint and contains ligaments which stabilize that joint.

**Cartilage** – Smooth, slippery substance preventing two ends of bones from rubbing together and grating.

**CAT Scan** – Use of a computer to produce a cross sectional view of the anatomical part being investigated from X-ray data.

**Cellulitis** – Inflammation of cellular or connective tissue.

**Cervical Vertebrae** – Group of seven vertebrae located in the neck.

**Charley Horse** – A contusion or bruise to any muscle resulting in intramuscular bleeding. No other injury should be called a charley horse.

**Chondral Fracture** – Fracture to the chondral (cartilaginous) surfaces of bone.

**Chondromalacia** – A roughening of the cartilage surface. Best known for the roughening of the underside of the kneecap.

**Clavical** – The collar bone; the bone connecting the breastbone with the shoulder blade.

**Colles' Fracture** – A fracture of the distal end of the radius with the lower end being displaced backward.

**Concentric Muscle Contraction** – A shortening of the muscle as it develops tension and contracts to move a resistance.

**Concussion** – Jarring injury of the brain resulting in dysfunction. It can be graded as mild, moderate or severe depending on loss of consciousness, amnesia and loss of equilibrium.

**Contusion** – An injury to a muscle and tissues caused by a blow from a blunt object.

**Cortical Steroids** – Used to suppress joint inflammation.

**Cortisone** – An anti-inflammatory medication.

**Costochondral** – Cartilage that separates the bones within the rib cage.

**Cryokinetics** – Treatment with cold and movement.

**Cryotherapy** – A treatment with the use of cold.

**Cyst** – Abnormal sac containing liquid or semi-solid matter.

**Debridement** – The removal of foreign material and dead or damaged tissue.

**Degenerative Joint Disease** – Changes in the joint surfaces as a result of repetitive trauma.

**Deltoid Ligament** – Ligament that connects the tibia to bones of the medial aspect of the foot and is primarily responsible for stability of the ankle on the medial side. Is sprained less frequently than other ankle ligaments.

**Deltoid Muscle** – Muscles at top of the arm, just below the shoulder, responsible for shoulder motions to the front, side and back.

**Disc, Intervertebral** – A flat, rounded plate between each vertebrae of the spine. The disc consists of a thick fiber ring which surrounds a soft gel-like interior. It functions as a cushion and shock absorber for the spinal column.

**Dislocation** – Complete displacement of joint surfaces.

**Eccentric Muscle Contraction** – An overall lengthening of the muscle as it develops tension and contracts to control motion performed by an outside force; oft times referred to a "negative" contraction in weight training.

**Eccymosis** – Bleeding into the surface tissue below the skin, resulting in a "black and blue" effect.

**Edema** – Accumulation of fluid in organs and tissues of the body; swelling.

**Effusion** – Accumulation of fluid, in various spaces in the body, or the knee itself. Commonly, the knee has an effusion after an injury.

**Electrical Galvanic Stimulation (EGS)** – An electrical therapeutic modality that sends a current to the body at select voltages and frequencies in order to stimulate pain receptors, disperse edema, or neutralize muscle spasms among other functional applications.

**Electromyogram (EMG)** – Test to determine nerve function.

**Epicondylitis** – Inflammation in the elbow due to overuse.

**Ethyl Chloride** – "Cold spray," a chemical coolant sprayed onto an injury site to produce a local, mild anesthesia.

**Fascia** – A connective tissue sheath consisting of fibrous tissue and fat which unites the skin to the underlying tissues.

**Fat Percentage** – The amount of body weight that is adipose, fat tissue. Fat percentages can be calculated by underwater weighing, measuring select skinfold thickness, or by analyzing electrical impedance.

**Femur** – Thigh bone; longest bone in the body.

**Fibula** – Smaller of the two bones in the lower leg; runs from knee to the ankle along the outside of the lower leg.

**Flexibility** – The ability of muscle to relax and yield to stretch forces.

**Flexibility Exercise** – General term used to describe exercise performed by a player to passively or actively elongate soft tissue without the assistance of an athletic trainer.

**Fracture** – Breach in continuity of a bone. Types of fractures include simple, compound, comminuted, greenstick, incomplete, impacted, longitudinal, oblique, stress, or transverse.

**Gamekeeper's Thumb** – Tear of the ulnar collateral ligament of the metacarpophalangeal joint of the thumb.

**Glycogen** – Form in which foods are stored in the body as energy.

**Grade One Injury** – A mild injury in which ligament, tendon, or other musculoskeletal tissue may have been stretched or contused, but not torn or otherwise disrupted.

**Grade Two Injury** – A moderate injury when musculoskeletal tissue has been partially, but not totally, torn which causes appreciable limitation in function of the injured tissue.

**Grade Three Injury** – A severe injury in which tissue has been significantly, and in some cases totally, torn or otherwise disrupted causing a virtual total loss of function.

**Hamstring** – Category of muscle that runs from the buttocks to the knee along the back of the thigh. It functions to flex the knee, and is oft times injured as a result of improper conditioning or lack of muscle flexibility.

**Heat Cramps** – Painful muscle spasms of the arms or legs caused by excessive body heat and depletion of fluids and electrolytes.

**Heat Exhaustion** – Mild form of shock due to dehydration because of excessive sweating when exposed to heat and humidity.

**Heat Stroke** – Condition of rapidly rising internal body temperature that overwhelms the body's mechanisms for release of heat and could result in death if not cared for appropriately.

**Heel Cup** – Orthotic device that is inserted into the shoe and worn under the heel to give support to the Achilles tendon and help absorb impacts at the heel.

**Hematoma** – Tumor-like mass produced by an accumulation of coagulated blood in a cavity.

**Hip Pointer** – Contusion to the iliac crest.

**Hot Pack** – Chemical pack that rests in water, approximately 160 degrees, and retains its heat for 15-20 minutes when placed in a towel for general therapeutic application.

**Humerus** – Bone of the upper arm that runs from the shoulder to the elbow.



**Hydrotherapy** – Treatment using water.

**Hyperextension** – Extreme extension of a limb or body part.

**Iliotibial Band** – A thick, wide fascial layer that runs from the iliac crest to the knee joint and is occasionally inflamed as a result of excessive running.

**Impingement Syndrome** – Pinching together of the supraspinatus muscle and other soft tissue in the shoulder, which is common in throwing.

**Inflammation** – The body's natural response to injury in which the injury site might display various degrees of pain, sweating, heat, redness, and/or loss of function.

**Internal Rotation** – Rotation of a joint or extremity medially, to the inside.

**Lateral Collateral Ligament (LCL)** – Ligament of knee attaching lateral femoral condyle to the fibula head. It provides lateral stability to the knee.

**Lesion** – Wound, injury or tumor.

**Ligament** – Band of fibrous tissue that connects bone to bone or bone to cartilage and supports and strengthens joints.

**Lumbar Vertebrae** – Five vertebrae of the lower back that articulate with the sacrum to form the lumbosacral joint.

**Malleolus** – Rounded projection on either side of the ankle joint.

**Magnetic Resonance Imaging (MRI)** – Imaging procedure in which a radio frequency pulse causes certain electrical elements of the injured tissue to react to this pulse and through this process a computer display and permanent film establish a visual image. MRI does not require radiation and is very useful in the diagnosis of soft tissue, disc, and meniscus injuries.

**Medial Collateral Ligament (MCL)** – Ligament of knee attaching to medial femoral condyle and to medial tibia. It provides medial stability to the knee.

**Medial Retinaculum** – The band of connective tissue that attaches to the medial structures of the knee joint, including the patella and patellar tendon.

**Meniscectomy** – An intra-articular surgical procedure of the knee by which all or part of the damaged meniscus is removed.

**Meniscus** – Crescent shaped cartilage, usually pertaining to the knee joint; also known as "cartilage." There are two menisci in the knee, medial and lateral. These work to absorb weight within the knee and provide stability.

**Metacarpals** – Five long bones of the hand, running from the wrist to the fingers.

**Metatarsals** – Five long bones of the foot, running from the ankle to the toes.

**Myositis** – Inflammation of a muscle.

**Necrotic** – Relating to death of a portion of tissue.

**Neoprene** – Lightweight rubber used in joint and muscle sleeves designed to provide support and/or insulation and heat retention to the area.

**Neuritis** – Inflammation of a nerve.

**Orthotic** – Any device applied to or around the body in the care of physical impairment or disability, commonly used to control foot mechanics.

**Parasthesia** – Sensation of numbness or tingling, indicating nerve irritation.

**Patella** – The kneecap. The patella functions to protect the distal end of the femur as well as increase the mechanical advantage and force generating capacities of the quadriceps muscle group.

**Patella Tendinitis** – Inflammation of the patella ligament; also known as "jumpers knee."

**Patellar Femoral Joint** – Articulation of the kneecap and femur. Inflammation of this joint can occur through: 1) acute injury to the patella, 2) overuse from excessive running particularly if there is an associated knee weakness, 3) chronic wear and tear of the knee, 4) as a result of poor foot mechanics. Patellofemoral irritation can lead to chondromalacia, which in its most chronic condition, could require surgery.

**Peroneal Muscles** – Group of muscles of the lateral lower leg that are responsible for everting the knee. Tendons of these three muscles are vital to the stability of the ankle and foot.

**Phalanx** – Any bone of the fingers or toes; plural is phalanges.

**Phlebitis** – Inflammation of a vein.

**Plantar** – Pertaining to the sole of the foot.

**Plantar Fascia** – The tight band of muscle beneath the arch of the foot.

**Plica** – Fold of tissue in the joint capsule and a common result of knee injury.

**Pneumothorax** – A collection of air or gas that enters the cavity surrounding the lungs as a result of a perforation through the chest wall or the cavity wall.

**Posterior Cruciate Ligament (PCL)** – A primary stabilizing ligament of the knee that provides significant stability and prevents displacement of the tibia backward within the knee joint. A complete tear of this ligament necessitating reconstruction could require up to 12 months of rehabilitation.

**Quadricep Muscles "Quads"** – A group of four muscles of the front thigh that run from the hip and form a common tendon at the patella; they are responsible for knee extension.

**Radiography** – Taking of X-rays.

**Radius** – Forearm bone on the thumb side.

**Reconstruction** – Surgical rebuilding of a joint using natural, artificial or transplanted materials.

**Referred Pain** – Pain felt in an undamaged area of body away from the actual injury.

**Retraction** – The moving of tissue to expose a part or structure of the body.

**Rotator Cuff** – Comprised of four muscles in the shoulder area that can be irritated by overuse. The muscles are the supraspinatus (most commonly injured), infra-spinatus, teres minor, and subscapularis.

**Rotator Cuff Impingement Syndrome** – A microtrauma or overuse injury caused by stress, and the four stages are:

1) Tendinitis with temporary thickening of the bursa and rotator cuff; 2) Fiber dissociation in the tendon with

permanent thickening of the bursa and scar formation; 3) A partial rotator cuff tear of less than 1 cm.; and 4) A complete tear of 1 cm. or more.

**Sacrum** - Group of five fused vertebrae located just below the lumbar vertebrae of the low back.

**Scapula** - Shoulder blade.

**Sciatica** - Irritation of the sciatic nerve resulting in pain or tingling running down the inside of the leg.

**Sciatic Nerve** - Major nerve that carries impulses for muscular action and sensations between the low back and thigh and lower leg; it is the longest nerve in the body.

**Shin Splint** - A catch-all syndrome describing pain in the shin that is not a fracture or tumor and cannot be defined otherwise.

**Sorbothane** - An energy absorbing polyurethane utilized in some foot orthotics to absorb shock forces of the foot.

**Spasm (Theory)** - Muscle soreness induced by exercise; is the result of reduced muscle blood flow, which results in pain.

**Spleen** - Large, solid organ responsible for the normal production and destruction of blood cells.

**Spondylitis** - Inflammation of one or more vertebrae.

**Spondylolisthesis** - Forward displacement of one vertebrae over another below it due to a developmental defect in the vertebrae.

**Spondylosis** - Abnormal vertebral fixation or immobility.

**Sprain** - Injury resulting from a stretch or twist of the joint and causes various degrees of stretch or tear of a ligament or other soft tissue at the joint.

**Sternum** - The breast bone.

**Steroids** - Any one of a large number of hormone-like substances. See Anabolic steroids and cortical steroids.

**Stinger** - Common term for plexus trauma in the neck.

**Strain** - Injury resulting from a pull or torsion to the muscle or tendon that causes various degrees of stretch or tear to the muscle or tendon tissue.

**Stress Fracture** - A hair-line type of break in a bone caused by overuse.

**Stress X-ray** - A continual X-ray taken when a portion of the body is stressed to its maximum in order to determine joint stability. This is a test utilized in some ankle injuries.

**Stretching** - Any therapeutic maneuver designed to elongate shortened soft tissue structures and thereby increase flexibility.

**Subluxation** - Partial dislocation of a joint. The term usually implies that the joint can return to its normal position without formal reduction.

**Talus** - The ankle bone that articulates with the tibia and fibula to form the ankle joint.

**Target Heart Rate** - A pre-determined pulse to be obtained during exercise when circulation is working at full efficient capacities.

**Tarsals** - Group of seven bones of the foot consisting of the calcaneus, talus, cuboid and three cuneiform bones.

**Temporomandibular Joint (TMJ)** - The articulation of the jaw and skull; considered by some to be vital in resolution of injuries throughout the body.

**Tendinitis** - Inflammation of the tendon and/or tendon sheath, caused by chronic overuse or sudden injury.

**Tendon** - Tissue that connects muscle to bone.

**Tennis Elbow** - General term for lateral elbow pain.

**Thoracic** - Group of twelve vertebrae located in the thorax and articulate with the twelve ribs.

**Thoracic Outlet Compression Syndrome** - A neuro-vascular disorder of the upper extremity common in throwing.

**Tibia** - Larger of the two bones of the lower leg and is the weight-bearing bone of the shin.

**Tomograph** - A special type of X-ray apparatus that demonstrates an organ or tissue at a particular depth.

**Trachea** - The windpipe.

**Transcutaneous Electrical Nerve Stimulator (TENS)** - An electrical modality that sends a mild current through pads at the injury site which stimulates the brain to release the natural analgesic, endorphin.

**Transverse Process** - Small lateral projection off the right side and left side of each vertebrae that functions as an attachment site for muscles and ligaments of the spine.

**Trapezius** - Flat triangular muscle covering the posterior surface of the neck and shoulder.

**Triceps** - Muscle of the back of the upper arm, primarily responsible for extending the elbow.

**Turf Toe** - Sprain of the metatarsophalangeal (MTP) joint of the great toe.

**Ulna** - Forearm bone that runs from the tip of the elbow to the little finger side of the wrist.

**Ulnar Nerve** - Nerve in elbow commonly irritated from excessive throwing.

**Ultrasound** - An electrical modality that transmits a sound wave through an applicator into the skin to the soft tissue in order to heat the local area for relaxing the injured tissue and/or disperse edema.

**Valgus** - Angulation outward and away from the midline of the body.

**Varus** - Angulation inward and toward the midline of the body.

**Vasoconstriction** - Decrease of local blood flow.

**Vasodilation** - Increase of local blood flow.

**"Wind Knocked Out"** - Syndrome describing a contraction of the abdominal nerve trunk, the solar plexus, as a result of an abdominal contusion.

**Wrist** - The junction between the two forearm bones (radius and ulna) and the eight wrist bones (trapezium, trapezoid, capitate, hamate, pisiform, triquetrum, lunate and scaphoid).

**Zygoma** - The cheekbone.

# TICKET INFORMATION



SEATING CATEGORY	SEASON TICKET PRICE	INDIVIDUAL PRICE
CLUB LEVEL	\$105-\$165	N/A
LOWER SIDELINES	\$63	\$71
UPPER SIDELINES	\$51	\$59
LOWER CORNERS	\$50	\$58
LOWER ENDZONES	\$48	\$56
UPPER CORNERS	\$37	\$45
UPPER ENDZONES	\$36	\$44
ECONOMY SECTIONS	\$22	\$30
TD's TOUCHDOWN ZONE	N/A	\$22

Single-game tickets for Dolphins home games are tiered in price from \$22 to \$71, with season tickets priced from \$220 to \$1,650. Tickets for all Dolphins home games are available at the Dolphins Ticket Office, located at Gate G of Pro Player Stadium, TicketMaster ticket centers, and TicketMaster Charge-By-Phone. The Dolphins Ticket Office is open Monday through Friday, 8:30 a.m.-5:30 p.m. and Saturday 10:00 a.m.-4:00 p.m. Payment methods accepted for individual game ticket purchases are cash, American Express, Visa and Mastercard. Tickets can also be purchased on the internet through the Miami Dolphins official website at [www.miamidolphins.com](http://www.miamidolphins.com).

Group seating of 25 or more individuals is also available through the Dolphins group sales office. For more information or to receive a brochure on group sales, please call 1-(888) FINS-TIX.

For additional information on individual game tickets, call the Dolphins Ticket Office at 1-(888) FINS-TIX.

Miami Dolphins Ticket Office .....	1-(888) FINS-TIX
TICKETMASTER Charge by Phone .....	Miami-Dade: (305) 573-TEAM
	Broward: (954) 835-TEAM
	Palm Beach: (561) 998-TEAM

***FIN\$ TV*** 



***SATURDAYS AT 7:00PM***