

MIAMI DOLPHINS

2 0 0 4 M E D I A G U I D E



THE **EXTRA MILE** IS PART OF OUR REGULAR ROUTE.



When you're the new guys, you go above and beyond or anywhere else customers need you to. Call us at 1-800-CALL DHL to find out more about the new choice in domestic shipping.

2004 SCHEDULE

PRESEASON

DATE	OPPONENT	TIME	NETWORK
SAT., AUG. 14	JACKSONVILLE	7:30 P.M.	WFOR
SAT., AUG. 21	WASHINGTON	7:30 P.M.	WFOR
Sat., Aug. 28	at Tampa Bay	7:00 p.m.	WFOR
Fri., Sept. 3	at New Orleans	8:00 p.m.	WFOR

REGULAR SEASON

SUN., SEPT. 12	TENNESSEE	1:00 P.M.	CBS
Sun., Sept. 19	at Cincinnati	8:30 p.m.	ESPN
SUN., SEPT. 26	PITTSBURGH	1:00 P.M.	CBS
SUN., OCT. 3	NEW YORK JETS	4:15 P.M.	CBS
Sun., Oct. 10	at New England	1:00 p.m.	CBS
Sun., Oct. 17	at Buffalo	1:00 p.m.	CBS
SUN., OCT. 24	ST. LOUIS RAMS	1:00 P.M.	FOX
Mon., Nov. 1	at New York Jets	9:00 p.m.	ABC
SUN., NOV. 7	ARIZONA	1:00 P.M.	FOX
SUN., NOV. 14	BYE		
Sun., Nov. 21	at Seattle	4:05 p.m.	CBS
Sun., Nov. 28	at San Francisco	4:15 p.m.	CBS
SUN., DEC. 5	BUFFALO	1:00 P.M.	CBS
Sun., Dec. 12	at Denver	4:05 p.m.	CBS
MON., DEC. 20	NEW ENGLAND	9:00 P.M.	ABC
SUN., DEC. 26	CLEVELAND	8:30 P.M.	ESPN
Sun., Jan. 2	at Baltimore	1:00 p.m.	CBS

All Starting Times are Eastern Time

CREDITS

The 2004 Miami Dolphins Media Guide was written and edited by Harvey Greene, Neal Gulkis, and Seth Levit, and published by Scott Stone and Rodney Wood. Special thanks to "Fudge" Browne, Gayle Baden, Melanie LeGrande, Michael Pehanich, the Pro Football Hall of Fame and the Elias Sports Bureau for their help and assistance. Editors Emeritus include Jeff Blumb, Charlie Callahan, Beano Cook, Tom Grimes, Mike Hanson, Dick Horning, Bob Kearney, Arthur Mickelson, Chip Namias, Mike Rathet, and Eddie White. Photography by Dave Cross, cover design by Crooks Printing, pre-press production and printing by Franklin Trade Graphics.

ON THE COVER

The cover of the 2004 Miami Dolphins media guide depicts "Flipper", a Dolphins mascot during the team's Orange Bowl days, who is celebrating his 40th anniversary in 2004 at the Miami Seaquarium.

INDEX

- A -

Attendance, Distributed, Actual and Paid	497-498
Attendance, Season Tickets and Preseason	498-499

- B -

Biographies	
Administrative Staff	7-10
Assistant Coaches	17-34
Football Staff	35-47
Huizenga, H. Wayne	6-7
Players	
Draft Choices	290-297
Free Agents	297-310
Veterans	73-289
Shula, Don	584-588
Wannstedt, Dave	11-16

- C -

Cheerleaders	53
Coldest/Warmest Games	327
Comebacks, Largest	492
Community, Dolphins in the	49-52
Covering the Dolphins	653-654
Credits	1
Crowds, Dolphins' 10 Largest	496-497

- D -

Directory, Dolphins	4-5
Dolphin Facts, Index of	583
Dolphins Are Best	68-69
Dolphins Name	54
Dolphins = Winners	69-71
Dolphins on the Air	650-652
Dolphins on the Internet	524
Draft, All-Time (1966-2004)	624-631
Draft, All-Time By Position	631
Draft, First Round By Position	631

- F -

Free Agency, Plan B	636
Free Agents	637-638

- G -

Game-By-Game Starters, 2003	336-337
Game-By-Game Statistics, 2003	329-334
Game-By-Game Summaries, 2003	338-354
Game-By-Game Summaries, 2003 Preseason	367-371
Games Played-Started-Did Not Play, 2003	336-337
Game Status, 2003	335

- H -

Hall of Fame, Dolphins In	584-594
Historical Highlights	499-524
Honors	572-578
How Miami Was Built	311

- L -

Last Time (Playoffs)	570-572
Last Time (Regular Season)	481-483
Leaders, All-Time	449-460
League Leaders	582-583
Logo, Dolphins	594

- M -

Margins, Largest of Victory and Defeat	493
Media Information	652-653
Media Web Site	654
Medical Glossary	657-660
Medical Staff Photos	48

- N -

Numbers, Dolphins By The.....	620-624
-------------------------------	---------

- O -

Opponents, 2004.....	640-649
Opponents, Dolphins All-Time vs.....	362
Opponents, Dolphins Game-By-Game vs.....	357-361
Orange Bowl.....	131
Outstanding Performances, Dolphins.....	464-469
Outstanding Performances, Opponents.....	476-481
Overtime, Dolphins In.....	491-492

- P -

Performance Awards.....	578-580
Players of the Week & Month, AFC/NFL.....	581-582
Playoff History.....	525-558
Playoff Leaders, All-Time.....	566-570
Playoff Records, Dolphins Individual.....	558-561
Playoff Records, Dolphins Team.....	561-564
Playoff Records, Opponents.....	564-566
Preseason, All-Time Results.....	371-375
Preseason, Miami In.....	362-363
Prime Time Dolphins.....	495-496
Pro Bowl Selections.....	574
Pro Player Stadium.....	55-63
Pro Player Stadium Parking Map.....	64
Pronunciation Guide.....	47

- R -

Rankings, 2003 Team.....	328
Record, Home and Away.....	493-494
Record, Month-By-Month.....	494
Records, Dolphins Individual.....	425-440
Records, Opponents Individual.....	470-475
Records, Dolphins Team.....	440-448
Retired Jersey #12 - Bob Griese.....	595
Retired Jersey #13 - Dan Marino.....	595-605
Retired Jersey #39 - Larry Csonka.....	605
Roster Moves, 2003-04.....	354-356
Roster, 2004 Rookie and First-Year.....	314-315
Roster, 2004 Numerical.....	316
Roster, 2004 Positional.....	317
Roster, 2004 Veterans.....	312-313
Roster, All-Time.....	606-619

- S -

Schedule, 2004 Dolphins.....	1
Schedule, 2004 NFL.....	638-640
Schedule, 2004 NFL Preseason.....	655
Schedules, Dolphins Future.....	656
Season Leaders, Top Twenty.....	461-463
Service, Length of.....	620
Statistical Bests, 2003.....	322-327
Statistics, 2003 Defensive.....	321-322
Statistics, 2003 Dolphins.....	318-320
Statistics, 2003 Preseason.....	363-366
Statistics, 2003 Special Teams.....	322

- T -

T.D. Biography.....	54
Ticket Information.....	Inside Back Cover
Top Tens, Opponents.....	475
Trades (1966-2004).....	632-635
Training Camp Schedule.....	655
Training Facility.....	65-66

- W -

What To Look For in 2004.....	67-68
Where They've Come From.....	619

- Y -

Year-By-Year Leaders.....	483-489
Year-By-Year, Offense and Defense.....	489-490
Year-By-Year Scores.....	375-387
Year-By-Year Statistics (1966-2002).....	388-424

DOLPHINS DIRECTORY

ADMINISTRATIVE OFFICE

7500 S.W. 30th St. • Davie, FL 33314
(954) 452-7000

PRO PLAYER STADIUM/TICKET OFFICE

2269 Dan Marino Blvd. • Miami, FL 33056
(888) FINS-TIX

MANAGEMENT

Owner/Chairman of the Board.....	H. Wayne Huizenga
President.....	Eddie J. Jones
Head Coach.....	Dave Wannstedt
Executive Vice President/Chief Operating Officer.....	Bryan Wiedmeier
General Manager.....	Rick Spielman
Senior Vice President-Finance and Administration.....	Jill R. Strafaci
Senior Vice President-Operations.....	Bill Galante
Senior Vice President-Media Relations.....	Harvey Greene
Senior Vice President-Sales and Marketing.....	Jim Ross

BOARD OF DIRECTORS

Vice-Chairman.....	Donald F. Shula
Board Members.....	Marti Huizenga, Wayne Huizenga, Jr., Ray Huizenga, Pam Huizenga, Harris W. Hudson, Robert Henninger

COACHING STAFF

Head Coach.....	Dave Wannstedt
Special Teams.....	Keith Armstrong
Defensive Coordinator.....	Jim Bates
Defensive Line.....	Clarence Brooks
Running Backs.....	Joel Collier
Assistant Strength & Conditioning.....	Eric Fears
Offensive Coordinator.....	Chris Foerster
Strength & Conditioning.....	John Gamble
Offensive Assistant/Receivers.....	Judd Garrett
Defensive Nickel Package.....	Bill Lewis
Tight Ends.....	Bernie Parmalee
Secondary.....	Mel Phillips
Assistant Defensive Line.....	Glenn Pires
Linebackers.....	Bob Sanders
Wide Receivers.....	Jerry Sullivan
Assistant Head Coach/Quarterbacks.....	Marc Trestman
Offensive Line.....	Tony Wise
Fellowship Coach - Offense/Special Teams.....	Jeff Dellenbach
Executive Assistant to Head Coach.....	Anne Rodriguez
Secretary/Coaches.....	Keri Seiple-Rumaner

PLAYER PERSONNEL

Director of College Scouting.....	Ron Labadie
Director of Pro Personnel.....	George Paton
Director of Player Development and Alumni Relations.....	Jamie Allen
National Scout/Assistant Director of College Scouting.....	Chris Grier
Regional Scouts.....	Bill Baker, John Crea, Adam Engroff, Anthony Hunt, Johnathon Stigall, Roger Pollard (BLESTO)
Pro Scouts.....	Tom Heckert, Dwayne Joseph, Nate Sullivan
College Scouting Coordinator.....	Scott Kuhn
Executive Assistant/Football Operations.....	Gail Baldwin
Executive Assistant/Player Development and Alumni.....	Lyz Merolo

ATHLETIC TRAINING/MEDICAL STAFF

Head Athletic Trainer.....	Kevin O'Neill
Assistant Athletic Trainer.....	Troy Maurer
Assistant Athletic Trainer & Director of Rehabilitation.....	Ben Westby
Chief Team Physician & Orthopedic Consultant.....	Dr. George Caldwell
Team Physicians & Orthopedic Consultants.....	Dr. Daniel Kanell, Dr. Erol Yoldas
Team Internists.....	Dr. Gerald Kuykendall, Dr. Frank Finlon
Team Dentist.....	Dr. Ira Kotch
Team Eye Care.....	Dr. Robert Davis, Dr. James Morris
Team Chiropractic Care.....	Dr. Spencer Baron

EQUIPMENT

Equipment Manager.....	Tony Egues
Assistant Equipment Managers.....	Joe Cimino, Charlie Thiele

VIDEO

Video Director.....	Dave Hack
Assistant Video Director.....	Bob Hack

ADMINISTRATION

Director of Records & Archives	Kristin Hingston
Staff Counsel	Matt Thomas
Controller	Betsy Reuther
Senior Accountant/Benefits Administrator	Craig Heil
Payroll	Caryn Herd
Bookkeeper	Elaine Benjamin
Team Travel Manager	Diane L. Morales
Executive Assistants	Joan Buettel, Donna Bush, Irma Gonzales
Records Assistant	Marie Campbell
Receptionist	Ruby Debnam
Mail Room	Mark Leone
Team Photographer	Dave Cross

INFORMATION TECHNOLOGY

Director of Information Technology	Tery Howard
Network Manager/Systems Support Specialist	Joe Curbelo
Applications Analyst II	Alex Grosholz
Network Administration Support	Johnny Hughes

SECURITY

Team Security Investigator	Stuart Weinstein
Facility Security	John Nessler, Tony Ruiz

MEDIA RELATIONS

Director of Media Relations	Neal Gulkis
Media Relations Assistant	Michael Peharich
Executive Assistant	Gayle Baden

MARKETING AND BUSINESS DEVELOPMENT

Senior Director-Business Development and Marketing Partnerships	Jim Frevola
Senior Director-Premium Seating	Richard Lassiter
Director of Customer Service	Scott Baynes
Director of Season and Group Ticket Sales	Steve Brauner
Director of Club Level Sales	Chris Gallagher
Director of Marketing and Fan Development	Jeremy Gerson
Senior Manager of Marketing Partnerships	Michael Mossholder
Manager of Marketing Partnerships	Robert Parker
Manager of Client Services	John Penhollow
Marketing Partnerships Coordinator	Danielle Sergeant
Sales and Marketing Representative	Frances Martinez
Account Managers, Premium Seating	Jarett Grushka, Marcus Madlock, Triana Tigerino
Account Manager, Season Tickets	Alissa Bavi
Account Manager, Group Tickets	Mackie Feirstein
Secretary	Kelly Nieves

INTERNET AND PUBLICATIONS

Senior Director-Internet and Publications	Scott Stone
Manager of Internet and Publications	Rodney Wood

COMMUNITY RELATIONS

Senior Director-Community Relations	Maraleen "Fudge" Browne
Community Relations Manager	Iona Wolpin

TICKET OPERATIONS

Senior Director-Ticket Operations	Andy Major
Director of Ticket Operations	Greg Menzel
Director of Club Level Services	David Salfman
Manager of Ticket Operations	Arturo Ramos
Manager of Ticket Services	Brett Annis
Ticket Representatives	Corey Benning, Raul Rivas, Amber Schooley, Janeen Medler
Club Level Representatives	Brea Conaboy, Carmen White, Joseph Lawrence

OPERATIONS

Director of Operations	Rhett Ticconi
Director of Engineering and Maintenance	Ron Summers
Grounds Superintendent	Edwin Lamour
Senior Manager of Operations and Youth Programs	Willis Whalen
Operations Assistant	Frank Losito
Facility Operations	Craig Ferguson
Administrative Assistant	Carole Hough

SPECIAL EVENTS, EVENT ENTERTAINMENT AND CHEERLEADERS

Director of Special Events and Television Programming	Jeff Griffith
Director of Event Entertainment and Cheerleaders	Dorie Grogan
Mascot Coordinator	Bill Bant
Cheerleader Assistant	Nicole Milner

H. Wayne Huizenga

**OWNER/
CHAIRMAN OF THE BOARD**

NFL.....15th Season
Dolphins15th Season



H. Wayne Huizenga began his active involvement in South Florida sports on March 7, 1990, when he purchased 15% of the Miami Dolphins and a 50% interest in Joe Robbie Stadium, now called Pro Player Stadium. That involvement was finalized on January 24, 1994, when he acquired the remaining 85% of the Dolphins and the additional 50% of the stadium, leaving him with 100% ownership of both entities.

Mr. Huizenga is Chairman of Boca Resorts, Inc. (a leisure time recreation resort and entertainment company).

Mr. Huizenga is a board member, founder and past Chairman of AutoNation, Inc., the nation's largest automotive retailer. He is also a board member and past Chairman of the Board of Republic Services (a non-hazardous solid waste collection company) and Extended Stay America (owner of 450 hotels).

He is also Chairman of Huizenga Holdings, Inc., and is the sole or majority owner of several service businesses. He has numerous real estate interests throughout Florida that include office buildings, warehouses, shopping centers and underdeveloped properties as well as the Marriott Harbor Beach Resort Hotel.

Mr. Huizenga was responsible for bringing major league baseball to South Florida in 1993, serving as chairman of the Florida Marlins through 1998, and under his direction the Marlins won the World Series in 1997. He also brought the National Hockey League to South Florida, serving as Chairman and Chief Executive Officer of the Florida Panthers for the first eight years (1993-2001) of that team's existence, including the 1995-96 season when they reached the Stanley Cup finals.

Previously, Mr. Huizenga was Vice Chairman of the Board of Viacom, Inc. and Chairman of the Board and Chief Executive Officer of Blockbuster Entertainment Corporation.

In January, 1971, Mr. Huizenga co-founded Waste Management, Inc. (now WMX Technologies, Inc.) which is the world's largest waste collection and disposal company. He served as President, Chief Operating Officer, Vice Chairman and Director of that company.

Mr. Huizenga then directed Blockbuster Entertainment Corporation into a position of world leadership in the video rental industry, serving communities in all 50 states and 26 countries. In 1994, Blockbuster Entertainment Corporation was sold to Viacom for \$8.5 billion.

Business and academic groups have honored Mr. Huizenga seven times as "Entrepreneur of the Year". He is a five-time recipient of Financial World Magazine's "CEO of the Year" and was named the 1993 "Business Leader of the Year" by Georgetown University's Business School.

Among his other awards are the Horatio Alger Award in 1992, and the Gordon Grand Fellow Award, the highest non-academic award that Yale University bestows.

Mr. Huizenga also received the Fort Lauderdale Sun-Sentinel's 1989 Excalibur Award for business leadership. He was named the University of Missouri-Kansas City's International Entrepreneur of the Year in 2002. In 1996, he was inducted into the Florida Sports Hall of Fame and the Greater Miami Sports Hall of Champions.

Mr. Huizenga's community involvement honors include the 1994 "Humanitarian of the Year" by the National Conference of Christians and Jews. In addition, he and his wife, Marti, were recognized as "Outstanding Philanthropists of the Year" by the Greater Broward/Fort Lauderdale chapter of the National Society of Fund Raising Executives. He was also honored

by the Fort Lauderdale NAACP for his contributions to its programs. His effort to help build a homeless center in Ft. Lauderdale was recognized when he was awarded the Private Sector Award in 1999 by the National Alliance to End Homelessness. Mr. Huizenga sits as a board member of many civic organizations, including the Florida Council of 100, the Broward Economic Development Board, the Salvation Army of Broward County, the Boys and Girls Club of Broward County, and is a past Chairman of the Florida Council on Economic Education.

Mr. Huizenga and wife, Marti, live in Fort Lauderdale. They have four children: Wayne, Jr., Ray, Scott, and Pam, and six grandchildren, Savannah, Wayne III, Shelby, Chloe, Gerritt and Ainsley.



Eddie J. Jones
PRESIDENT

CollegeLouisiana State
NFL.....37th Season
Dolphins17th Season

Eddie J. Jones, in his 37th season in the NFL, was named President of the Dolphins on January 16, 1996, after previously serving as the team's Executive Vice President and General Manager (1990-95) and as Vice President of Administration and Finance (1988-89). In his current capacity, Jones directs the business operation of the Dolphins and acts as the team's representative at all National Football League meetings.

During his tenure with the Dolphins, Jones has received numerous honors for his contributions to both the Dolphins organization and the South Florida community. Most recently, in 2001, Jones was selected to the LSU Alumni Hall of Distinction, an honor reserved for individuals who have brought credit and distinction to that school. Additionally, in 1999, Jones, in a unanimous selection by the Dolphins players, was honored with a special courage award from the Ed Block Courage Award Foundation, which recognizes individuals in the NFL who display courage in the face of adversity.

Jones was president and chief operating officer of the New Orleans Saints from 1982-85. He currently is a Trustee of the Bert Bell player pension plan.

A 1963 accounting graduate of LSU, Jones began his professional career as a CPA with Arthur Andersen & Co. He began his NFL career as business manager of the Saints in 1968.

An Air Force veteran, the Houston native and his wife, Marilyn, have three children, Wendy, Todd and Jeff, and four grandchildren, Connor, Ashkon, Ian and Koosha.

LEAST WORN UNIFORM NUMBERS

Uniform No. 8 was the last number never to have been worn by a Dolphin in a regular season game. Punter Klaus Wilmsmeyer earned that distinction in 1998. In fact, Nos. 8, 12 and 39 are the only three jersey numbers donned by only one player in the 38-year history of the franchise. Quarterback Bob Griese (1967-80) was the only Dolphins player ever to wear No. 12, which was retired on May 6, 1982. Running back Larry Csonka (1968-74, 79) wore No. 39, which was retired on December 9, 2002.

Bryan J. Wiedmeier

**EXECUTIVE VICE PRESIDENT -
CHIEF OPERATING OFFICER**

CollegeCarroll
NFL.....24th Season
Dolphins24th Season



In his 24th season with the Dolphins, Bryan Wiedmeier was named as the club's Executive Vice President/Chief Operating Officer on January 28, 2002. In that capacity, he is responsible for the day-to-day operation of the business side of the organization. He also continues to oversee the club's salary cap administration and player contract negotiations.

Wiedmeier's NFL career began in 1981 with the Dolphins, serving in the business operations of the team and the stadium. Wiedmeier has served as Assistant General Manager (1990-94), Vice President - Administration (1995-99) and Senior Vice President-Business Operations (2000-01).

Wiedmeier currently serves on the NFL Management Council's Working Club Executive Committee and is a Trustee of the NFL Player Insurance Trust.

Wiedmeier earned his J.D. degree from the University of Miami School of Law in 1989 and is a member of the Florida Bar. He received his B.A. degree in business from Carroll College in Montana where he was a captain and three year starter at center for the football team.

A resident of Miramar, he and his wife, Mary K., have five children, Lauren, Victoria, John, Danielle, and Matthew.

Jill R. Strafacci

**SENIOR VICE PRESIDENT -
FINANCE AND ADMINISTRATION**

CollegeFlorida
NFL.....16th Season
Dolphins16th Season



Beginning her 16th season with the Dolphins, Jill Strafacci assumed her current role as Senior Vice President - Finance and Administration in March of 2000 after serving as Vice President - Finance (1995-99) and Treasurer (1990-94). She originally joined the Dolphins as Assistant Chief Financial Officer in October, 1989. In her current position, she oversees the financial management of the club, working closely with team President Eddie Jones. Her duties include all financial operations of the team, human resources, and administration of the club's employee benefit plans. She also oversees the club's records and archives departments

as well as the Miami Dolphins Foundation, which she helped implement in 1995.

Before joining the Dolphins, Strafacci, a CPA, was a tax specialist with Price Waterhouse in Miami for six years, specializing in the areas of professional sports and real estate. She also worked for an accounting firm in her native Sarasota.

Strafacci graduated from the University of Florida in 1980 (accounting/finance), where she was a four-year letter-winner on the Lady Gator golf team. She resides in Davie with her husband, Frank, and their sons, Trent and Tyler.

Bill Galante

**SENIOR VICE PRESIDENT -
OPERATIONS**

College St. Mary's
NFL 11th Season
Dolphins 11th Season



Bill Galante is beginning his 11th season with the Dolphins and Pro Player Stadium. As Senior Vice President - Operations, Galante is responsible for the supervision of the ticket office for the Dolphins and Pro Player Stadium, while overseeing several business aspects, including special events, facility operations, youth football and team travel.

Galante spent his first six years in Miami overseeing Pro Player Stadium ticket sales, including the last three seasons as Vice President - Ticket Sales and Operations. During that time, he also oversaw the ticket operations of the Florida Marlins, including their inaugural season in 1993 and their World Championship season in 1997. He began his career with the Chicago Cubs in 1983.

He and his wife, Barbara, live in Plantation with their son, Christian.

Harvey Greene

**SENIOR VICE PRESIDENT -
MEDIA RELATIONS**

College Pennsylvania
NFL 16th Season
Dolphins 16th Season



Harvey Greene is in his 16th season with the Miami Dolphins, having been named as Senior Vice President - Media Relations in January of 2002. He and his staff are responsible for implementing the team's media policy on both a local and a national level.

During his tenure with the Dolphins, Greene and his staff twice were recipients of the Pete Rozelle Award (1993, 1999), an annual honor awarded by the Professional Football Writers of America to the NFL's best PR department, and were finalists again in 2003. In addition, Greene also has worked on the NFL public relations staff at 14 of the past 15 Super Bowls and at the 1992 Pro Bowl.

Prior to joining the Dolphins, Greene spent almost four seasons as the Director of Media Relations for the New York Yankees (1986-89), and three years as Director of Public Relations and Broadcasting for the Cleveland Cavaliers (1983-86), where he twice won the McHugh/Splaver Award (1984, 1985) as the outstanding PR Director in the NBA. He also served as an Assistant Venue Press Chief for the men's and women's basketball competition at the 1984 Olympic Games in Los Angeles and for the 1994 Soccer World Cup, and supervised media center operations for figure skating and short-track speed skating at the 2002 Winter Olympic Games in Salt Lake City.

Greene, an avid runner who has completed ten marathons (including the Boston and London Marathons four times each), resides in Parkland with his wife, Cathy.



Jim Ross

**SENIOR VICE PRESIDENT -
SALES AND MARKETING**

College	Colorado
NFL.....	Fifth Season
Dolphins	Fifth Season

In his fifth season with the Dolphins, Jim Ross was named as Senior Vice President - Sales and Marketing for the team and Pro Player Stadium in January of 2002. Ross is responsible for the sales, marketing and promotional efforts for both the stadium and the Dolphins. In addition, he oversees the club's internet, publications, community relations and alumni affairs programs.

Ross re-joined Wayne Huizenga's sports properties in 2000 after a season as President of AFL Properties of the Arena Football League. Prior to joining the AFL, Ross spent the previous four seasons (1996-99) as Vice President of Sales and Marketing for the Florida Marlins, including their World Championship season of 1997. With the Marlins, he oversaw the club's day-to-day sales and marketing operation, including season and group ticket sales, sponsorships, promotions, and in-game entertainment. He also has held marketing and promotional positions with the New York Mets (including Vice President of Marketing) as well as with Sports Illustrated and World Wide Ski Corporation.

Ross currently serves on the NFL's Marketing Committee, in addition to the Hugs and Kisses Board of the Miami Children's Hospital and the Genetic Disease Foundation. He also serves on the Florida Atlantic University MBA Sports Management Advisory Board.

Ross resides in Plantation with his wife, Elisa, their son, Alexander, and daughter, Emily.


DOLPHINS AT HOME AGAINST DOMED TEAMS

In 2003, Miami was 0-1 at home in games against teams which play their home games in a domed stadium in 2003. Overall, the Dolphins own a 32-12 (.727) record at home in regular-season games against teams which play their home games in a domed stadium.

Dave Wannstedt

HEAD COACH

College.....Pittsburgh
NFL.....16th Season
DolphinsSixth Season



Dave Wannstedt was named Head Coach of the Miami Dolphins on January 16, 2000. He became the fourth head coach in club history, joining Jimmy Johnson (1996-99), Don Shula (1970-95), and George Wilson (1966-69). Wannstedt originally signed a three-year contract, and then signed a one-year contract extension through the 2003 season on February 2, 2001, a one-year extension through 2004 on February 13, 2002, and a two-year extension through 2006 on December 29, 2003.

Wannstedt is in his 30th season of coaching at major colleges and in the NFL. He has been on 20 winning teams, ten bowl teams, six NFL playoff teams and one Super Bowl champion. In his ten seasons as an NFL head coach, he has taken his team to the playoffs three times and twice has won a playoff game while advancing to the Divisional round. In addition, he has won nine or more games in six of those seasons. As a college assistant, Wannstedt's teams had a 106-45-4 record, including a 6-4 mark in bowl games. Combined with a 7-5 mark in NFL playoff games, his overall postseason record is 13-9.

In Wannstedt's four years as Dolphins head coach, Miami has been one of only three teams (along with Green Bay and Philadelphia) to record nine win seasons in each of those four years. His 41-23 regular season record in his four years as Miami's head coach is tied for the fifth best record among NFL head coaches in that span:

BEST HEAD COACHING WINNING PERCENTAGE, 2000-03

COACH	TEAM(S)	WON	LOST	TIED	PCT.
1. Andy Reid	Philadelphia	46	18	0	.719
2. Mike Martz	St. Louis	43	21	0	.672
Jeff Fisher	Tennessee	43	21	0	.672
Mike Sherman	Green Bay	43	21	0	.672
5. DAVE WANNSTEDT	MIAMI	41	23	0	.641
Jon Gruden	Oakland, Tampa Bay	41	23	0	.641
Tony Dungy	Tampa Bay, Indianapolis	41	23	0	.641

In addition, Wannstedt's four year winning percentage of .641 (41-23) from 2000-2003 is tied for the best winning record of any four-year period in Dolphin history since the club's last Super Bowl appearance in 1984:

BEST DOLPHINS WINNING PERCENTAGE OVER FOUR SEASONS (SINCE 1984)

FOUR-YEAR SPAN	WON	LOST	TIED	PCT.
1. 2000-03	41	23	0	.641
1998-01	41	23	0	.641
3. 1990-93	40	24	0	.625
1999-02	40	24	0	.625
5. 1989-92	39	25	0	.609
1992-95	39	25	0	.609
1997-00	39	25	0	.609

In 2003, the Dolphins finished 10-6 under Wannstedt, marking the fourth time in Wannstedt's four seasons that the Dolphins won at least nine games. The team went 4-2 in the AFC East and was 6-2 on the road. In addition, the Dolphins finished strongly, winning five of their last seven games. His defense finished third in the league in points allowed per game (16.3 points per game), and permitted the second fewest rushing yards (1,452) over a full season in team history. In addition, they were the only defense in the NFL not to allow a 100-yard rusher all season. Offensively, Ricky Williams rushed for the second highest single season total in club history, while Chris Chambers became the first Dolphin receiver to record 10 or more touchdown catches in a season in more than a decade.

In the 2002 season, Wannstedt guided the Dolphins to a 9-7 record. Along the way, his team produced seven Pro Bowl players, including six on defense. His defense was ranked third in the NFL, allowing just 291.0 yards per game. Offensively, the Dolphins ranked second in the NFL in rushing, the team's highest ranking in that category since they finished first in 1972.

In 2001, Wannstedt guided the Dolphins to an 11-5 record and a berth in the NFL playoffs as an AFC Wild Card representative. It marked the second time in Wannstedt's first two seasons at the Dolphins' helm that he took the team to the playoffs, and the Dolphins were one of only three teams in the AFC to make a repeat performance in postseason play. In addition, coupled with his 11-5 mark in 2000, Wannstedt's two-year regular season record of 22-10 was tied for the second best record among NFL coaches over that two-year span. By guiding the Dolphins to at least ten wins in each of those two years, it marked the first time Miami put together back-to-back ten win seasons since the 1984-85 campaigns. For his efforts, he received his second consecutive Florida Sports Award as the state's Pro Coach of the Year.

Wannstedt again fashioned one of the best defenses in the league in 2001, as the Dolphins finished fifth in total defense in the NFL. In addition, Wannstedt guided the Dolphins to five fourth-quarter comebacks, just one shy of the club record of six. In the fourth quarter, the Dolphins outscored their opponents 142-55, and the point differential of plus-87 was the best in the NFL in 2001.

In 2000, his first season as the Dolphins' head coach, Wannstedt led the team to an 11-5 record and the AFC East championship, his first division title, and the first by the Dolphins since 1994. Wannstedt's 11 wins were the most he recorded in his seven previous years as a head coach, and the Dolphins' 11-5 record was the team's best mark since 1992. In addition, with the Dolphins having gone 9-7 in 1999, the two-game improvement under Wannstedt in 2000 was Miami's largest since the team went 11-5 in 1992 after going 8-8 the previous year. As a measure of the team's success in 2000, the Dolphins sent seven players to the Pro Bowl, the most since 1984, when the team advanced to the Super Bowl.

Wannstedt's reputation as an outstanding defensive coach was underlined in 2000 as the Dolphins finished third in the NFL in defensive points allowed, giving up a total of 226 points, the fewest ever allowed by a Dolphins team in a 16-game season. Under Wannstedt, the Dolphins also recorded an NFL high 28 interceptions, and their plus-15 takeaway/giveaway ratio was the best by a Dolphins team since 1983. Overall, it was the fourth best mark in franchise history.

Following the regular season, Wannstedt led the Dolphins to the AFC Divisional Round of the playoffs, defeating the Indianapolis Colts, 23-17, in overtime in a memorable first round game. For his efforts in 2000, Wannstedt won a "Terry" Award as NFL Coach of the Year by FOX analyst Terry Bradshaw and received consideration for NFL Coach of the Year honors. In addition, he received the Florida Sports Award as the Pro Coach of the Year in the state of Florida for 2000.

Prior to being named Miami's head coach in 2000, Wannstedt served as the Dolphins' Assistant Head Coach under Jimmy Johnson in 1999. In that capacity, he had a broad range of coaching responsibilities working with the team's offensive, defensive, and special teams staffs, as the Dolphins qualified for the postseason and won their first road playoff game since 1972 while advancing to the AFC Divisional Round game.

His current tenure with the Dolphins actually is Wannstedt's second tour of duty with the team. Prior to the start of the 1989 season, he served as Miami's linebackers coach for seven weeks under Don Shula before being named by Johnson as defensive coordinator with the Dallas Cowboys that February.

Before joining the Dolphins in 1999, Wannstedt served the previous six years (1993-98) as Head Coach of the Chicago Bears. In those six seasons in Chicago, Wannstedt posted 41 wins, the third most victories by a coach in the club's storied 80-year history. His teams posted back-to-back winning seasons in 1994 and 1995, but working with three personnel directors in six years resulted in major roster changes that ultimately affected the club's foundation that Wannstedt established.

In 1996, the Bears finished strongly, winning five of nine games after the bye week despite a rash of injuries that resulted in 19 different starters on offense and 18 on defense during the course of the season. In addition, they posted a 6-2 record at Soldier Field, their best home mark since 1991.

In 1995, the Bears again posted a strong finish en route to a 9-7 record, winning their final two games for the first time since 1986. Chicago's 4-4 mark in the NFC Central Division was their best mark since 1991. The club also led the NFL in fewest penalties for the second straight season. Just minutes after the Bears finished the year with a 20-14 win over Philadelphia, they were denied a playoff berth when the Atlanta Falcons upset the San Francisco 49ers to claim the final wild card spot when playoff tiebreakers separated the teams that finished 9-7.

In 1994, Wannstedt led the Bears back to the playoffs after a three-year hiatus. The team's 9-7 regular season mark earned them a wild card berth which led to a first round upset of NFC Central champion Minnesota at the Metrodome, the first road playoff win by Chicago since 1984. Wannstedt was named NFC Coach of the Year by Football News, UPI and Kansas City's 101 Club and was among the top three finishers for the NFL Coach of the Year by AP, Pro Football Writers, The Sporting News, Pro Football Weekly and Football Digest.

The Bears were one of four NFC Central teams in the playoffs in 1994, a berth earned after a four-game winning streak at midseason moved the team from 4-4 to 8-4. The Bears posted a season-high 35 points in beating the Vikings in the Wild Card game before losing to the eventual Super Bowl champion San Francisco 49ers the next week on the road in a Divisional Round contest. Six of Chicago's seven losses in 1994 were against playoff teams, and among the Bears' wins were triumphs over four-time defending AFC Champion Buffalo and at Miami.

In 1993, Wannstedt's first season in Chicago, the Bears finished with a 7-9 record highlighted by two impressive winning streaks. After an 0-2 start, the Bears won three straight games, including a 17-6 win against the then undefeated Philadelphia Eagles (4-0) at Veterans Stadium. A four-game winning streak, which included a NFL-first three road wins in 12 days, had Chicago in a first place tie in the NFC Central with four games remaining. The Bears were in the midst of the playoff chase until the 17th week of the season as the team improved two games from their 5-11 record in 1992, the season before Wannstedt arrived in Chicago. In just his first year as a head coach, Wannstedt was among the top votegetters for the NFL Coach of the Year Award.

Wannstedt's stint as defensive coordinator of the Dallas Cowboys (1989-92) under Jimmy Johnson marked his first coaching position in the NFL. In Dallas, he took over a defense that had ranked 20th in the league the year prior to his arrival. By 1990, his defense led the league against the pass and was 18th against the run, and he was named The National's NFL Assistant Coach of the Year. In 1991, the Cowboys improved to ninth against the run as they made the playoffs for the first time since 1985. Wannstedt's success made him a finalist for the Pittsburgh Steelers head coaching position following the 1991 season, prompting Johnson to give him the additional position of Assistant Head Coach in January, 1992.

In 1992, Wannstedt's defense was the youngest in the NFL yet ranked first in the league, allowing an average of just 245.8 yards per game, including just 77.8 yards rushing. The exclamation point to his tenure in Dallas came in Super Bowl XXVII when his defense forced nine turnovers as the Cowboys routed the Buffalo Bills, 52-17. Overall, the Cowboys improved from a 1-15 team when Wannstedt became defensive coordinator in 1989 to a 16-3 World Championship club in his final season in Dallas.

Wannstedt began his coaching career in 1975 as a graduate assistant coach at the University of Pittsburgh under his college coach, Johnny Majors. Jimmy Johnson joined the Panthers' staff in 1977, and in 1979 Wannstedt followed Johnson to Oklahoma State, where Johnson had taken the head coaching position. Wannstedt served as defensive line coach with the Cowboys from the 1979-80 seasons before being promoted to defensive coordinator in 1981, a spot he held for two years. He then served on Ted Tollner's staff at USC as defensive line coach for three seasons (1983-85) before re-joining Johnson as the defensive coordinator at the University of Miami. In his three seasons in that position (1986-88), Miami's defense held opponents to a 2.2-yard average per carry, yielded an average of 10.9 points per game and averaged 48 sacks a season. In 1987, the Hurricanes won the national championship by posting a perfect 12-0 record including an Orange Bowl win over Oklahoma. Overall, his defenses in Miami produced 11 players who were drafted by the NFL, including five in the first two rounds.

Wannstedt is a native of Pittsburgh, where he attended Baldwin High School. He then earned a bachelor's degree in physical education and a masters in curricular supervision at the University of Pittsburgh, where he played offensive tackle (1970-73). He captained the team his senior year at Pitt, which featured freshmen Tony Dorsett and Matt Cavanaugh. He was selected by the Green Bay Packers in the 15th round of the 1974 draft but spent the season on Injured Reserve with a neck injury. The next year he began his coaching career when he joined Majors' staff at Pitt.

Wannstedt and his wife, Jan, reside in Davie, where they are both active in many local charitable, church, and community projects. They have two daughters, Keri and Jami.

DAVE WANNSTEDT'S CAREER RECORD

YEAR	TEAM	POSITION	REGULAR SEASON	POST-SEASON	POSTSEASON RECAP
1975	Univ. of Pittsburgh	Grad Ass't/ Ass't Off. Line	7-4	1-0	Won Sun Bowl, 35-19 (Kansas)
1976	Univ. of Pittsburgh	Grad Ass't/ Ass't Off. Line	11-0	1-0	Won Sugar Bowl, 27-3 (Georgia)*
1977	Univ. of Pittsburgh	T.E./Spec. Teams	8-2-1	1-0	Won Gator Bowl, 34-3 (Clemson)
1978	Univ. of Pittsburgh	T.E./Spec. Teams	8-3	0-1	Lost Tangerine Bowl, 30-17 (N.C. St.)
1979	Oklahoma St. Univ.	Def. Line	7-4		
1980	Oklahoma St. Univ.	Def. Line	4-7		
1981	Oklahoma St. Univ.	Def. Line	7-4	0-1	Lost Independence Bowl, 24-14 (Texas A&M)
1982	Oklahoma St. Univ.	Def. Coord.	4-5-2		
1983	Univ. of Southern Cal	Def. Line	4-6-1		
1984	Univ. of Southern Cal	Def. Line	8-3	1-0	Won Rose Bowl, 20-17 (Ohio St.)
1985	Univ. of Southern Cal	Def. Line	6-5	0-1	Lost Aloha Bowl, 24-3 (Alabama)
1986	Univ. of Miami	Def. Coord.	11-0	0-1	Lost Fiesta Bowl, 14-10 (Penn St.)
1987	Univ. of Miami	Def. Coord.	11-0	1-0	Won Orange Bowl, 20-14 (Okla.)*
1988	Univ. of Miami	Def. Coord.	10-1	1-0	Won Orange Bowl, 23-3 (Neb.)
1989	Dallas Cowboys	Def. Coord.	1-15		
1990	Dallas Cowboys	Def. Coord.	7-9		
1991	Dallas Cowboys	Def. Coord.	11-5	1-1	Won NFC Wild Card, 17-13 (Chi.)
1992	Dallas Cowboys	Asst. Head Coach/ Def. Coord.	13-3	3-0	Won Super Bowl XXVII, 52-17 (Buffalo)†
1993	Chicago Bears	Head Coach	7-9		
1994	Chicago Bears	Head Coach	9-7	1-1	Won NFC Wild Card, 35-18 (Minn.)
1995	Chicago Bears	Head Coach	9-7		
1996	Chicago Bears	Head Coach	7-9		
1997	Chicago Bears	Head Coach	4-12		
1998	Chicago Bears	Head Coach	4-12		
1999	Miami Dolphins	Asst. Head Coach	9-7	1-1	Won AFC Wild Card, 20-17 (Sea.)
2000	Miami Dolphins	Head Coach	11-5	1-1	AFC East Champions, Won AFC Wild Card, 23-17 (Ind.)
2001	Miami Dolphins	Head Coach	11-5	0-1	AFC Wild Card
2002	Miami Dolphins	Head Coach	9-7		
2003	Miami Dolphins	Head Coach	10-6		

* National Champions † Super Bowl Champions

	REGULAR SEASON				ALL GAMES			
	W	L	T	PCT.	W	L	T	PCT.
Collegiate Assistant.....	106	44	4	.701	112	48	4	.695
NFL Assistant	41	39	0	.513	46	41	0	.529
NFL Head Coach	81	79	0	.506	83	82	0	.503
29-YEAR COACHING HISTORY	228	162	4	.584	241	171	4	.584

DOLPHINS TWICE OPEN WITH 10-0 RECORD

Since the 1970 merger of the American and National Football Leagues, Miami is the only NFL team to twice open up a season with 10 or more consecutive wins. The Dolphins did it in 1972 (14 wins) and 1984 (11 wins), while five other teams have accomplished a 10 or more game season-opening winning streak on one occasion — Minnesota in 1975 (10 wins), Chicago in 1985 (13 wins), N.Y. Giants in 1990 (10 wins), San Francisco in 1990 (10 wins), Washington (11 games) in 1991 and Denver (13 games) in 1998.

CAREER COACHING NOTES AND HONORS

2000-	Head Coach, Miami Dolphins
2001	AFC Wild Card Playoff berth
	Pro Coach of the Year, Florida Sports Awards
2000	AFC Eastern Division Champions
	AFC Wild Card Playoff win (23-17, vs. Indianapolis, Dec. 30, 2000)
	NFL Coach of the Year (Terry Award), FOX-TV
	Pro Coach of the Year, Florida Sports Awards
1999	Assistant Head Coach, Miami Dolphins
	Dolphins win AFC First-Round Playoff game at Seattle, 20-17, for Miami's first road playoff victory since 1972
1993-98	Head Coach, Chicago Bears
1997	Becomes third winningest coach in Bears history
1994	NFC Wild Card Playoff win (35-18, at Minnesota, Jan. 1, 1994)
	NFC Coach of the Year
1989-92	Assistant Head Coach/Defensive Coordinator, Dallas Cowboys
1992	Assistant Head Coach/Defensive Coordinator; Cowboys win world championship, defeating Buffalo 52-17 in Super Bowl XXVII
1989-91	Defensive Coordinator
1986-88	Defensive Coordinator, University of Miami
1987	Hurricanes go undefeated (12-0) in winning national championship
1983-85	Defensive Line Coach, Southern California
1979-82	Defensive Line Coach/Defensive Coordinator, Oklahoma State
1981-82	Defensive Coordinator
1979-80	Defensive Line Coach
1975-78	Assistant Coach, University of Pittsburgh
1977-78	Tight Ends and Special Teams Coach
1976	Graduate Assistant/Assistant Offensive Line Coach; Panthers go undefeated (12-0) in winning national championship
1975	Graduate Assistant/Assistant Offensive Line Coach

WANNSTEDT VS. THE NFL

TEAM	Chicago Regular Season			Chicago Playoffs		Miami Regular Season			Miami Playoffs		Total		
	W	L	T	W	L	W	L	T	W	L	W	L	T
Arizona	1	1	0	0	0	0	0	0	0	0	1	1	0
Atlanta	1	1	0	0	0	1	0	0	0	0	2	1	0
Baltimore	1	0	0	0	0	3	0	0	0	1	4	1	0
Buffalo	2	0	0	0	0	6	2	0	0	0	8	2	0
Carolina	1	0	0	0	0	1	0	0	0	0	2	0	0
Chicago	0	0	0	0	0	1	0	0	0	0	1	0	0
Cincinnati	0	1	0	0	0	1	0	0	0	0	1	1	0
Cleveland	0	0	0	0	0	0	0	0	0	0	0	0	0
Dallas	2	1	0	0	0	1	0	0	0	0	3	1	0
Denver	0	2	0	0	0	2	0	0	0	0	2	2	0
Detroit	4	8	0	0	0	2	0	0	0	0	6	8	0
Green Bay	1	11	0	0	0	1	1	0	0	0	2	12	0
Houston	0	0	0	0	0	0	1	0	0	0	0	1	0
Indianapolis	0	0	0	0	0	4	2	0	1	0	5	2	0
Jacksonville	1	1	0	0	0	1	0	0	0	0	2	1	0
Kansas City	1	1	0	0	0	0	1	0	0	0	1	2	0
Miami	2	0	0	0	0	0	0	0	0	0	2	0	0
Minnesota	3	9	0	1	0	0	2	0	0	0	4	11	0
New England	0	2	0	0	0	4	4	0	0	0	4	6	0
New Orleans	1	2	0	0	0	0	0	0	0	0	1	2	0
N.Y. Giants	1	1	0	0	0	1	0	0	0	0	2	1	0
N.Y. Jets	1	1	0	0	0	3	5	0	0	0	4	6	0

TEAM	Chicago Regular Season			Chicago Playoffs			Miami Regular Season			Miami Playoffs			Total		
	W	L	T	W	L	T	W	L	T	W	L	T	W	L	T
Oak./LA Raiders	1	1	0	0	0	0	2	0	0	0	1	3	2	0	0
Philadelphia	2	1	0	0	0	0	0	1	0	0	0	2	2	0	0
Pittsburgh	0	2	0	0	0	0	0	0	0	0	0	0	2	0	0
St.L./LA Rams	3	3	0	0	0	0	0	1	0	0	0	3	4	0	0
San Diego	2	0	0	0	0	0	3	0	0	0	0	5	0	0	0
San Francisco	0	0	0	0	1	0	0	1	0	0	0	0	2	0	0
Seattle	0	0	0	0	0	0	2	0	0	0	0	2	0	0	0
Tampa Bay	7	5	0	0	0	0	0	1	0	0	0	7	6	0	0
Tenn./Hou.	2	0	0	0	0	0	1	1	0	0	0	3	1	0	0
Washington	0	2	0	0	0	0	1	0	0	0	0	1	2	0	0
TOTALS	40	56	0	1	1	0	41	23	0	1	2	83	82	0	0

WANNSTEDT VS. NFL COACHES

During Dave Wannstedt's ten-year career as a head coach in the National Football League, he has coached against 56 different NFL head coaches in regular season action. Wannstedt has recorded at least one win in his battles with 45 of the 56 coaches he has faced. In addition, Wannstedt either leads or is tied in the lifetime regular season series with 39 of the 56 coaches he has faced.

REGULAR SEASON

(Active NFL coaches are in **Bold**)

Bill Belichick.....	4-4	Jon Gruden.....	1-0	Bobby Ross.....	4-3
Brian Billick.....	3-0	Mike Holmgren.....	3-11	Buddy Ryan.....	1-0
Rich Brooks.....	1-1	Dick Jauron.....	1-0	M. Schottenheimer.....	3-1
Bill Callahan.....	1-0	Jimmy Johnson.....	1-0	Mike Shanahan.....	2-1
Dom Capers.....	1-1	Chuck Knox.....	1-1	Art Shell.....	0-1
Pete Carroll.....	1-1	Rich Kotite.....	1-1	Mike Sherman.....	1-1
Tom Coughlin.....	1-1	Dick LeBeau.....	1-0	Dave Shula.....	0-1
Bill Cowher.....	0-2	Marv Levy.....	2-0	Don Shula.....	1-0
Jack Del Rio.....	1-0	Ted Marchibroda.....	1-0	George Seifert.....	1-0
Mike Ditka.....	0-1	Steve Mariucci.....	0-1	Steve Spurrier.....	1-0
Tony Dungy.....	3-6	Mike Martz.....	0-1	Barry Switzer.....	1-1
Herman Edwards.....	3-3	Jim E. Mora.....	4-2	Mike Tice.....	0-1
Jim Fassel.....	1-0	Marty Mornhinweg.....	1-0	Vince Tobin.....	0-1
Jeff Fisher.....	3-1	Bill Parcells.....	1-2	Norv Turner.....	0-2
Wayne Fontes.....	3-5	Wade Phillips.....	2-1	Dick Vermeil.....	1-2
Chan Gailey.....	1-0	Dan Reeves.....	2-2	Mike White.....	1-0
Jerry Glanville.....	1-0	Ray Rhodes.....	1-0	Gregg Williams.....	4-2
Dennis Green.....	3-10	Andy Reid.....	0-1	Sam Wyche.....	5-1
Al Groh.....	0-2	Mike Riley.....	1-0		

PLAYOFFS

Brian Billick.....	0-1	Jon Gruden.....	0-1	George Seifert.....	0-1
Dennis Green.....	1-0	Jim E. Mora.....	1-0		

DAVE WANNSTEDT IS FOURTH COACH OF DOLPHINS

Dave Wannstedt was named Head Coach of the Miami Dolphins on January 16, 2000, and became the fourth coach in club history, joining George Wilson (1966-69), Don Shula (1970-95) and Jimmy Johnson (1996-99). Excluding the NFL's three recent expansion teams (Carolina, Jacksonville and Houston) and the Baltimore Ravens, the Dolphins have had the NFL's low total of four head coaches in the history of their club.

Keith Armstrong

SPECIAL TEAMS

College Temple
NFL 11th Season
Dolphins Fourth Season



Keith Armstrong is entering his fourth season as the Dolphins' special teams coach, having been named to the post on January 15, 2001 by Head Coach Dave Wannstedt.

In Armstrong's three seasons with the team, the Dolphins have finished in the top eight in the NFL in punt return defense all three times, while having finished in the top nine in kickoff return defense twice. In fact, over the past three seasons, Dolphins opponents have averaged only 6.1 yards per punt return, including a 4.5-yard average in 2001 when Miami led the league in this category. In addition, the Dolphins are one of only three teams (Jacksonville, Dallas) that has not allowed a punt or kickoff return for a touchdown over the past three seasons.

In addition, the Dolphins have been in the top eight in the NFL in opponents' average drive start after kickoffs all three seasons, including a number one ranking in 2003 with a 25.0 mark.

Armstrong came to the Dolphins after serving the previous four seasons (1997-00) in the same role with the Chicago Bears. In 2000, Chicago's special teams blocked a pair of opponent field goal attempts while also ranking fourth in the NFL in punt return defense, allowing an average of just 7.0-yards per return. In 1998 and 1999, the Bears' special teams unit ranked fourth overall in the NFL based on a formula consisting of numerous categories. In 1999, his group recovered six fumbles and blocked an NFL-high four field goals. In 1998, the Bears' special teams units led the league in points scored (26) and blocked kicks (four). In Armstrong's four seasons, the Bears ranked in the top ten in the NFL in punt return average, punt coverage and kickoff coverage twice each. In 1999, they led the league in kickoff coverage, having allowed an average of just 16.6 yards per return.

Armstrong first started in the NFL with the Atlanta Falcons in 1994, where he coached the safeties for two years before being promoted to secondary coach in 1996.

A four-year letterman (1983-86) as a running back and defensive back at Temple University, Armstrong started his coaching tenure as a graduate assistant at his alma mater in 1987. He went to the University of Miami (Fla.) in 1988 where he worked with the defensive backs and special teams on a staff that was headed by former Dolphins Head Coach Jimmy Johnson and also included current Head Coach Dave Wannstedt and offensive line coach Tony Wise. Armstrong spent one year with the Hurricanes before joining the Akron staff as receivers coach in 1989. A one-year tenure there preceded his move to Oklahoma State, where he served three years (1990-92) as secondary coach. His final collegiate post came as linebackers and special teams coach at Notre Dame in 1993.

Armstrong, who grew up in Levittown, Pa., attended Bishop Egan High School in Philadelphia. He and his wife, Kathleen, have two daughters, Kaitlin and Kristen.

KEITH ARMSTRONG'S COACHING HISTORY

1987	Temple – Graduate Assistant
1988	University of Miami (Fla.) – Defensive backs and special teams coach
1989	Akron – Receivers coach
1990-92	Oklahoma State – Secondary coach
1993	Notre Dame – Linebackers and special teams coach
1994-96	Atlanta Falcons – Safeties Coach (1994-95) Secondary Coach (1996)
1997-00	Chicago Bears – Special Teams Coach
2001-	Miami Dolphins – Special Teams Coach

Jim Bates

DEFENSIVE COORDINATOR

CollegeTennessee
NFL.....14th Season
DolphinsFifth Season



Jim Bates is entering his fifth season as the Dolphins' defensive coordinator. He was named to the post by Head Coach Dave Wannstedt on January 24, 2000. Prior to joining the Dolphins, Bates spent the previous four years (1996-99) with the Dallas Cowboys, including each of the last two as that team's Assistant Head Coach/Defensive Line. He was the Cowboys' linebackers coach from 1996-97.

In Bates' four seasons guiding the Dolphins' defense, Miami has finished no lower than tenth in the NFL in total defense. In 2003, the group was fifth in defending the run, as it yielded an average of just 90.8 yards per outing and was the only team in the league last year not to allow an individual 100-yard rusher. In addition, the Dolphins allowed an average of 16.3 points per game, third in the NFL last year and the sixth-lowest figure by a Dolphins team in a 16-game season. Four members of the unit were chosen for the Pro Bowl, the third time in Bates' four seasons that the Dolphins had at least this many Pro Bowl selections. In fact, over the last four years, eight different Dolphins defenders have been chosen for the Pro Bowl a total of 17 times.

In 2002, Bates' unit achieved a number three ranking in the NFL in total defense, permitting an average of only 291.0 total yards per game. They also yielded just 301 points, the top figure in the AFC and fourth in the NFL. The unit was recognized by having six players selected for the Pro Bowl, the most Miami defenders ever to earn this honor in the same season.

In 2001, the Dolphins led the NFL in pass defense, as they allowed an average of just 176.8 yards a game. Under Bates' guidance two Dolphins defenders were selected to the Pro Bowl. In addition, the defense set club records in 2001 with five interception returns for touchdowns and six total returns for scores.

In Bates' first season as defensive coordinator, the Dolphins ranked fourth in the AFC and sixth in the NFL in overall defense, allowing an average of 289.8 yards per outing. They were third in the conference and fifth in the league in pass defense, permitting an average of 181.3 yards a contest. In addition, the Dolphins yielded an average of only 14.1 points per game, the third-best mark in the NFL. Their 226 total points allowed were the fewest points ever by a Dolphins team in a 16-game season. Bates' unit also exhibited aggressiveness by forcing 41 turnovers, which ranked third in the AFC and fourth in the NFL. This included an NFL-high 28 interceptions. Following the 2000 season, five players from Bates' defense were selected to play on the AFC Pro Bowl squad.

Before joining Dallas in 1996, Bates spent one year as defensive coordinator with the Atlanta Falcons (1994) and one season (1995) as the secondary coach with the Cleveland Browns, his second stint with that team. He was Cleveland's linebackers coach in 1991 and their defensive ends coach from 1992-93.

Bates got his start in the pro coaching ranks as defensive coordinator with the San Antonio Gunslingers of the USFL in 1984. He was promoted to Head Coach for the 1985 season and served one year in that post. He was the defensive coordinator with the Arizona Outlaws of the USFL in 1986 before the league folded. He also was an assistant with the Detroit Drive of the Arena League in 1988. Following that, he was the linebackers coach at the University of Tennessee in 1989 and the defensive coordinator/secondary coach at the University of Florida in 1990.

Bates began his coaching career as a graduate assistant at the University of Tennessee in 1968. After a three-year stint as Head Coach at Sevier County (Tenn.) High School, he coached the freshmen at the University of Southern Mississippi in 1972. He moved on to

Villanova University for the next two years where he was the Wildcats' offensive line coach in 1973 and the linebackers coach the following season. A two-year stop (1975-76) as linebackers coach at Kansas State and a one-year tenure (1977) as secondary coach at West Virginia preceded Bates' appointment as secondary coach at Texas Tech in 1978. He added the title of defensive coordinator in 1980 and spent the next four years in that post for the Red Raiders.

Bates was a linebacker at the University of Tennessee from 1964-67. He and his wife, Beverly, reside in Dania Beach. Bates has two sons, James and Jeremy, one grandson and two granddaughters. James, a former linebacker at the University of Florida, was a defensive captain on the Gators' 1996 National Championship team and now works as a sportscaster. Jeremy played at Rice University and is currently an assistant coach with the Tampa Bay Buccaneers.

JIM BATES' COACHING HISTORY

1968	University of Tennessee - Graduate Assistant
1969-71	Sevier County (Tenn.) High School - Head Coach
1972	University of Southern Mississippi - Freshman Coach
1973-74	Villanova University - Offensive Line Coach (1973) Linebackers Coach (1974)
1975-76	Kansas State - Linebackers Coach
1977	West Virginia University - Secondary Coach
1978-83	Texas Tech University - Secondary Coach (1978-79) Defensive Coordinator/Secondary Coach (1980-83)
1984-85	San Antonio Gunslingers (USFL) - Defensive Coordinator (1984) Head Coach (1985)
1986	Arizona Outlaws (USFL) - Defensive Coordinator
1988	Detroit Drive (Arena League) - Assistant Coach
1989	University of Tennessee - Linebackers Coach
1990	University of Florida - Defensive Coordinator/Secondary Coach
1991-93	Cleveland Browns - Linebackers Coach (1991) Defensive Ends Coach (1992-93)
1994	Atlanta Falcons - Defensive Coordinator
1995	Cleveland Browns - Secondary Coach
1996-99	Dallas Cowboys - Linebackers Coach (1996-97) Assistant Head Coach/Defensive Line (1998-99)
2000-	Miami Dolphins - Defensive Coordinator



Clarence Brooks

DEFENSIVE LINE

College.....Massachusetts

NFL.....12th Season

DolphinsFifth Season

Clarence Brooks is entering his fifth season as the Dolphins' defensive line coach. He was named to the position by Head Coach Dave Wannstedt on January 24, 2000. Brooks joined the Dolphins after spending the 1999 season in the same post with the Cleveland Browns.

This marks Brooks' second coaching stop with Wannstedt, having worked for him from 1993-98 as defensive line coach with the Chicago Bears.

In Brooks' four seasons as the team's defensive line coach, the Dolphins have recorded at least 44 sacks three times and have averaged nearly three sacks a game over this four-year span. Adewale Ogunleye led the AFC in 2003 with 15 sacks, and combined with Jason Taylor's 13 (second in the AFC), Miami had the top sack tandem in the NFL last year.

Ogunleye was named as a starter for the Pro Bowl, the fourth different Dolphins lineman to earn this honor under Brooks' tutelage. In addition, the Dolphins have finished in the top five in run defense each of the last two years and allowed an average of only 90.8 yards per game in 2003.

In 2002, the Dolphins were second in the AFC and tied for fourth in the NFL with 47 sacks, the third-highest total in club history. Defensive linemen accounted for 41.5 of the total, including 18.5 by Taylor and 9.5 by Ogunleye, making them the most productive sack tandem in the NFL in 2002. Taylor's total led the league and tied a franchise single-season record, as he was named a starter to the AFC Pro Bowl squad. In addition, the Dolphins tied for fifth in the NFL in run defense (97.1 yards per game), due in large part to the tackle tandem of Tim Bowens and Larry Chester. Bowens was also a Pro Bowl selection.

In 2000, defensive ends Trace Armstrong and Taylor combined for 31 sacks, ranking them as the most productive sack tandem in Dolphins history and the top duo in the NFL in 2000. Armstrong's 16.5 sacks led the AFC and were tied for second in the NFL, while Taylor's total of 14.5 was second in the conference and fifth in the league. Both were named as starters to the AFC Pro Bowl squad, the first time that teammates have been chosen to start at defensive end in the Pro Bowl since the 1992 season (1993 Pro Bowl) when Philadelphia's Reggie White and Clyde Simmons were picked.

Prior to joining the Bears in 1993, Brooks spent the previous three seasons (1990-92) as the defensive line coach at the University of Arizona. That followed a nine-year stay (1981-89) at Syracuse University. He spent his first six years there tutoring the outside linebackers for the Orangemen, and his final three seasons as defensive line coach. His initial full-time coaching post came in 1976, overseeing the defensive ends at the University of Massachusetts, a position in which he served four seasons. In addition, during the summer of 1989, Brooks worked in the Dallas Cowboys' training camp as part of the team's minority coaching fellowship program.

Brooks was an offensive guard at the University of Massachusetts from 1970-72, and was the team captain his final season. He and his wife, Justa, have a son, Jason, and a daughter, Adrienne.

CLARENCE BROOKS' COACHING HISTORY

1976-80	University of Massachusetts – Defensive Ends Coach
1981-89	Syracuse University – Outside Linebackers Coach (1981-86) Defensive Line Coach (1987-89)
1990-92	University of Arizona – Defensive Line Coach
1993-98	Chicago Bears – Defensive Line Coach
1999	Cleveland Browns – Defensive Line Coach
2000-	Miami Dolphins – Defensive Line Coach

Joel Collier

RUNNING BACKS

College ..Northern Colorado
NFL.....15th Season
Dolphins11th Season

Joel Collier enters his 11th season with the Dolphins and his seventh as the team's running backs coach. He spent his first four years with the organization as a defensive assistant.

During Collier's stint tutoring the team's running backs, two different Dolphins have surpassed the 1,000-yard rushing mark a total of three times, including Lamar Smith (1,139 in 2000) and Ricky Williams (1,853 in 2002 and 1,372 in 2003).

Over the past two seasons, Williams has rushed for 3,225 yards, the second-highest total in the NFL over this span. This includes a 1,372-yard effort in 2003, as Williams now owns the two highest single-season rushing performances in team history. In addition, fullback Rob Konrad has developed into one of the more highly regarded blocking fullbacks in the NFL.

In 2002, Williams broke through with an NFL-high 1,853 yards rushing, the highest single-season total in Dolphins history and the eighth-highest figure in league history. Williams was a starter for the AFC Pro Bowl squad, the first Dolphins running back to be named to the all-star squad since the 1978 season when Delvin Williams earned the honor.

Also during Collier's tenure as running backs coach, he has tutored three different players who finished among the top five rookie rushers in the NFL in their respective rookie seasons.

As a defensive assistant with the Dolphins from 1994-97, Collier assisted in coaching the team's linebackers and in the overall football operation. In 1997, Collier worked extensively with rookie linebacker Derrick Rodgers, a third-round draft choice who garnered several all-rookie accolades, including Sports Illustrated's Defensive Rookie of the Year.

Collier joined the Dolphins in 1994 after having worked three seasons (1991-93) in various capacities with the New England Patriots. He served in the pro scouting department in 1993 and worked as assistant running backs and wide receivers coach from 1991-92.

Collier joined the Patriots after serving as an offensive assistant with the Tampa Bay Buccaneers in 1990. Prior to his experience with the Bucs, Collier worked two years with the quarterbacks and running backs as a graduate assistant at Syracuse University.

A three-year starter at inside linebacker at Northern Colorado, Collier was an academic All-North Central Conference performer. He received his bachelor's degree in social science education.

Collier, the son of former Bills head coach and longtime Broncos defensive coordinator Joe Collier, served as a ballboy during Denver Broncos training camp while growing up. Joel and his wife, Shirley Ann, have a son, Jeremy Grayson (4/16/96) and a daughter, Evelyn (8/29/03). They reside in Davie.

JOEL COLLIER'S COACHING HISTORY

1988-89	Syracuse University – Graduate Assistant (QB's and RB's)
1990	Tampa Bay Buccaneers – Offensive Assistant
1991-93	New England Patriots – Ass't Running Backs and Receivers Coach (1991-92) Pro Scouting (1993)
1994-	Miami Dolphins – Defensive Staff Assistant (1994-97) Running Backs Coach (1998-

Eric Fears

ASSISTANT STRENGTH AND CONDITIONING

College.....Virginia
NFL.....First Season
DolphinsFirst Season



Eric Fears is entering his first season in the NFL following a 20-year stint as a strength coach at the collegiate level, including the last eight at the University of Georgia, where he had served as head strength coach since 1996.

Prior to arriving at Georgia, Fears was the head strength coach at the University of Virginia for two years (1994-95), where he took over for Dolphins head strength and conditioning coach John Gamble, who had held the same post at Virginia from 1984-93. In Fears' final year with the Cavaliers, he was named the Atlantic Coast Conference Strength Coach of the Year. Virginia went to a Bowl game in each of Fears' two seasons in Charlottesville, including 1995 when they were ACC co-champions. In addition to heading up the strength programs at Georgia and Virginia, Fears also served as the director of strength and conditioning at Washington State (1993), South Carolina (1992) and The Citadel (1987-88).

A native of Silver Spring, Md., Fears was a three-year letterman as a running back at the University of Virginia (1981-83). After earning his degree in elementary education in 1984, he went on to serve on the staff at his alma mater as both a graduate assistant (1984-85) and assistant strength coach (1985-87), during which time he also worked under Gamble. Fears and his wife, Sherri, have two sons, Eric Jr. and Naaman.

ERIC FEARS' COACHING HISTORY

1984-87	University of Virginia – Graduate Assistant (1984-85) Assistant Strength Coach (1985-87)
1987-88	The Citadel – Director of Strength and Conditioning
1988-92	University of South Carolina – Director of Strength and Conditioning
1993	Washington State University – Director of Strength and Conditioning
1994-95	University of Virginia – Director of Strength and Conditioning
1996-03	University of Georgia – Director of Strength and Conditioning

Chris Foerster

OFFENSIVE COORDINATOR

College.....Colorado State

NFL.....12th Season

DolphinsFirst Season



Chris Foerster is entering his first season with the Dolphins. He was named to the coaching staff on February 2, 2004 as tight ends coach and was elevated to offensive coordinator on May 10. He joins the Dolphins after spending the last two seasons as tight ends coach with the Indianapolis Colts.

During Foerster's tenure with the Colts, tight end Marcus Pollard totaled 83 receptions for 1,019 yards and nine touchdowns. Last season, rookie Dallas Clark was developing into one of the league's top young tight ends as he caught 29 passes for 340 yards and one touchdown before an ankle injury caused him to miss the final quarter of the season. Prior to joining the Indianapolis staff in 2002, Foerster served the previous six seasons (1996-01) as offensive line coach with Tampa Bay. The Bucs reached the playoffs in four of Foerster's six seasons in Tampa Bay, including 1999 when they were narrowly defeated in the NFC Championship Game by the eventual Super Bowl champion St. Louis Rams. In addition, Foerster's line helped paved the way for running backs Warrick Dunn and Mike Alstott, as Dunn went over 1,000 total yards from scrimmage in each of his five seasons during this time (1997-01), while Alstott surpassed the 1,000-yard mark once and totaled more than 900 yards on four occasions. In 1998, the Bucs tallied 2,148 yards rushing as a team and yielded just 28 sacks.

Foerster got his start in the NFL as an assistant offensive line coach with Minnesota in 1993. He also worked with the Vikings' tight ends in 1994 before being promoted to tight ends/assistant offensive line coach the following year. The Vikings possessed one of the most

potent offenses in the NFL during Foerster's tenure in the Twin Cities, and averaged more than 365 yards per game in each of his last two seasons there.

Overall in his 11-year NFL coaching career, the teams with which Foerster has coached have amassed a regular season record of 103-73 and have reached the playoffs eight times. This includes three division titles and two appearances in a conference championship game.

Foerster began his coaching career as a graduate assistant at his alma mater, Colorado State, in 1983. He was promoted to a full-time assistant coach in 1984 and served in that post the next four seasons. He also held collegiate assistant positions at both Stanford (1988-91) and Minnesota (1992).

Foerster and his wife, Michelle, have a daughter, Kathleen, and two sons, Jake and Micah.

CHRIS FOERSTER'S COACHING HISTORY

1983	Colorado State – Graduate Assistant
1984-87	Colorado State – Offensive Line Coach
1988-91	Stanford University – Assistant Offensive Line/Special Teams
1992	University of Minnesota – Offensive Line Coach
1993-95	Minnesota Vikings – Assistant Offensive Line Coach (1993-94) Tight Ends/Assistant Offensive Line Coach (1995)
1996-01	Tampa Bay Buccaneers – Offensive Line Coach
2002-03	Indianapolis Colts – Tight Ends Coach
2004-	Miami Dolphins – Offensive Coordinator

John Gamble

STRENGTH AND CONDITIONING

College....Hampton Institute
NFL.....11th Season
Dolphins11th Season

John Gamble enters his eleventh season with the Dolphins as strength and conditioning coach, having been named to the position on March 16, 1994. Gamble has the primary responsibility in the area of strength and conditioning for the club.

In his position, Gamble is responsible for the organization and implementation of the programs for the team's overall conditioning development. Eric Fears, the club's assistant strength coach whom Gamble coached and worked with at the University of Virginia, assists Gamble with the implementation of the programs and his interaction with the Dolphins' training and medical staffs. Gamble was named by the Professional Strength Coaches Society as its 1998 Coach of the Year.

Gamble joined the Dolphins after having served ten years (1984-93) as the head strength coach at the University of Virginia. He also served two seasons as assistant strength coach (1982-83) and one year on a part-time basis (1981) at Virginia. He was named 1985 Strength Coach of the Year by the National Strength and Conditioning Association. At Virginia, Gamble helped develop such future NFL stars as Jim Dombrowski, Jeff Lageman, Herman Moore and Ray Roberts.

Gamble served an eight-year stint as state director for the National Strength and Conditioning Association and was named Outstanding State Director for Region II in 1984.

A world renowned powerlifter, Gamble was the number-one ranked powerlifter in the world in the 275-pound class from 1981 to 1983. His personal records for total pounds in three lifts while competing in the United States Powerlifting Federation was 2,270 pounds, and he has personal

bests of full squat, 892 lbs.; bench press, 573 lbs.; and dead lift, 826.5 lbs. in those three lifts. Gamble was inducted into the U.S. Weightlifting Hall of Fame in York, Pa. in June of 1999.

Gamble played linebacker at Hampton Institute and was a first-team Black College All-America selection. He also earned All-Central Intercollegiate Athletic Association honors in football and in track and field.

Married to Sharon, the couple has three sons, John Nathan III, Austin Craig and Tucker Scott and they live in Ft. Lauderdale.

JOHN GAMBLE'S COACHING HISTORY

- 1982-93 University of Virginia – Assistant Strength Coach (1982-83)
Head Strength Coach (1984-93)
1994- Miami Dolphins – Strength Coach (1994-95)
Strength and Conditioning Coach (1996-)

Judd Garrett

OFFENSIVE QUALITY CONTROL/ RECEIVERS

CollegePrinceton
NFLEighth Season
DolphinsFifth Season



Judd Garrett is entering his eighth season as an NFL assistant and his fifth with the Dolphins after spending the previous three seasons (1997-99) as an offensive assistant with the New Orleans Saints. In his role with the Dolphins, Garrett is in charge of quality control on the offensive side of the ball, while also assisting in various coaching responsibilities with the team's receivers.

Garrett was a three-year starter (1987-89) as a running back at Princeton University, where he was named the Ivy League Player of the Year and a Division I-AA All-American his senior season. He was selected by the Philadelphia Eagles in the 12th round of the 1990 draft, and after being released by the Eagles in training camp, Garrett spent the 1990 season as an assistant coach at Princeton. He went on to play with the London Monarchs of the World League from 1991-92. In his first year there, he led the league in receptions and was an All-League pick. His 71 receptions in 1991 stood as a league record until the 2000 season. After spending the 1993 season on the Dallas Cowboys' practice squad, Garrett played two years in the Canadian Football League, with the Las Vegas Posse in 1994 and the San Antonio Texans in 1995. He coached one year (1996) at his prep alma mater, University High School in Cleveland, Ohio, prior to joining the Saints.

Garrett is continuing his family tradition in the NFL. His father, Jim, just recently retired following a 30-year stint as an NFL assistant coach and scout. His older brother, John, is currently the receivers coach at the University of Virginia. Another older brother, Jason, has been an NFL quarterback since 1990 with Dallas and the New York Giants, and signed with Tampa Bay this offseason. Judd and his wife, Kathy, who was an All-America soccer player at Princeton, have two sons, Calvin (7/31/93) and Campbell (3/31/98), and two daughters, Frances (4/12/95) and Kassity (1/2/03).

JUDD GARRETT'S COACHING HISTORY

1990	Princeton University – Offensive Assistant
1997-99	New Orleans Saints – Offensive Assistant
2000-	Miami Dolphins – Offensive Assistant (2000)
	Offensive Quality Control (2001-02)
	Offensive Quality Control/Quarterbacks (2003)
	Offensive Quality Control/Receivers (2004-)

Bill Lewis

DEFENSIVE NICKEL PACKAGE

College ..E. Stroudsburg St.
NFLNinth Season
Dolphins.....Ninth Season

Bill Lewis is in his ninth season with the Dolphins after being named defense nickel package coach in 1996. Lewis joined the NFL coaching ranks after 32 years (1963-94) of coaching at the collegiate level. He teams with Mel Phillips in tutoring the Dolphins' defensive backs.

Under Lewis, the Dolphins have finished in the top eight in the NFL in pass defense five of the last six seasons, including a number one ranking in 2001.

Lewis spent 1995 as athletic director at The Marist School in Atlanta after three seasons as head coach at Georgia Tech from 1992-94. Prior to his stint at Georgia Tech, Lewis served as head coach at East Carolina for three seasons (1989-91), during which time he led the Pirates to an 11-1 record and a victory in the Peach Bowl over North Carolina State following the 1991 season. At the conclusion of the '91 campaign, Lewis received National Coach of the Year honors from A.F.C.A., UPI and Scripps-Howard.

Lewis began his coaching career at East Stroudsburg (Pa.) State in 1963 and made stops as defensive backs coach at Pittsburgh (1966-68), Wake Forest (1969-70), Georgia Tech (1971-72) and Arkansas (1973-76). He became head coach at Wyoming in 1977 and spent three years at the helm of the Cowboys. He began a nine-year stint at the University of Georgia in 1980 as defensive backs coach before occupying the job of defensive coordinator in each of his last eight seasons with the Bulldogs.

While in Athens, the Bulldogs won the 1980 National Championship and during his nine years at the school, Georgia appeared in nine straight bowl games and won three Southeastern Conference titles. He coached 23 All-SEC honorees and seven All-Americans.

Lewis was a four-year letterman as a quarterback at East Stroudsburg (Pa.) State from 1959-62 and earned Little All-America honors during his playing days. In addition, Lewis spent two years in the Detroit Tigers' minor league system as a pitcher.

He and his wife, Sandy, reside in Weston, and have two sons, Mark and Geoff, three daughters-in-law, Lisa, Laurel and Dawn, and a granddaughter, Ella.


BILL LEWIS' COACHING HISTORY

1963-65	East Stroudsburg St. University – Quarterbacks/Receivers/Secondary Coach
1966-68	University of Pittsburgh – Defensive Backs Coach
1969-70	Wake Forest University – Defensive Backs Coach
1971-72	Georgia Tech – Defensive Backs Coach
1973-76	University of Arkansas – Defensive Backs Coach
1977-79	University of Wyoming – Head Coach
1980-88	University of Georgia – Defensive Backs (1980) Defensive Coordinator/Defensive Backs (1981-88)
1989-91	East Carolina University – Head Coach
1992-94	Georgia Tech – Head Coach
1996-	Miami Dolphins – Defensive Nickel Package Coach

Bernie Parmalee

TIGHT ENDS

CollegeBall State
NFLThird Season
DolphinsThird Season



Bernie Parmalee is in his third season as a member of the Dolphins' coaching staff and the first in his current role. He spent the 2003 season as an assistant special teams/offensive assistant with the Dolphins. He embarked on his NFL coaching career in 2002 after a nine-year playing career, including the first seven (1992-98) with the Dolphins and the final two (1999-2000) with the Jets.

During his career, Parmalee played in 134 games, starting 26 of them. He rushed for 2,179 yards and 17 touchdowns on 567 carries, caught 168 passes for 1,485 yards and three touchdowns and returned 16 kickoffs for an 18.1-yard average. Parmalee made Miami's roster as an undrafted rookie free agent in 1992. In his seven seasons with the club, he amassed 1,959 yards rushing and 15 touchdowns on 513 attempts, and totaled 144 receptions for 1,306 yards and three scores. His rushing figure currently is 12th on the Dolphins' all-time chart. He led the team in rushing two straight years with 868 yards (216 atts., 6 TDs) in 1994 and 878 yards (236 atts., 9 TDs) the following year. In addition, Parmalee established himself as one of the league's premier special teams players during his tenure, having recorded 122 tackles on coverage units, including 31 in 1997 and 30 in 1998.

Parmalee was a four-year starter (1987-90) at Ball State where he is the school's all-time leading rusher with 3,483 yards and 26 touchdowns. He earned his degree in business administration from the Muncie, Indiana school.

A native of Jersey City, N.J., Parmalee and his wife, Angela, reside in Weston with their daughter, Nakia Marie, and two sons, Tre Bernard and Torian.

BERNIE PARMALEE'S COACHING HISTORY

2002-	Miami Dolphins – Assistant Special Teams Coach (2002) Assistant Special Teams/Offensive Assistant (2003) Tight Ends (2004-
-------	--

Mel Phillips

SECONDARY

College...North Carolina A&T
NFL.....25th Season
Dolphins20th Season



Mel Phillips enters his 20th season as a coach for the Dolphins, teaming with Bill Lewis in coaching the secondary for the ninth consecutive year. During his first 11 years with the club, Phillips served as defensive backs coach. His 19 straight seasons with the same team is tied for the third-longest current streak among NFL position coaches, trailing only Pittsburgh running backs coach Dick Hoak (1972) and Cincinnati running backs coach Jim Anderson (1984), and tied with Detroit defensive assistant Don Clemons.

Along with Lewis, Phillips has helped the Dolphins finish in the top eight in the NFL in pass defense five of the last six seasons, including a number one ranking in 2001.

Under Phillips, Dolphins defensive backs have had a knack for coming up with the big play, having returned 15 interceptions or fumbles for touchdowns over the last nine years. In Phillips' 19 previous seasons, the team's defensive backs have brought back a total of 26 interceptions or fumbles for touchdowns.

Over the past two years, three different Dolphins defensive backs have been selected for the Pro Bowl a total of five times, including three-fourths of the backfield in 2002 when cornerbacks Sam Madison and Patrick Surtain, as well as free safety Brock Marion were chosen. Phillips has been instrumental in the development of both Madison, who has been named to the Pro Bowl four times, and Surtain, who has been selected twice. They are the only two cornerbacks in Dolphins history to earn Pro Bowl honors.

In 1998, Miami registered an NFL-high 29 interceptions, the second-most in team history, trailing only the 32 from 1978. In 2000, Phillips' unit again led the league in interceptions, snaring 28 enemy passes, including an AFC-high seven by strong safety Brian Walker. Madison and Marion were voted to the AFC Pro Bowl squad, the first time since 1974 that two Dolphins defensive backs were chosen for the Pro Bowl in the same season. All four starters in Miami's secondary tallied at least five interceptions in 2000, as the Dolphins became the first NFL team since the 1981 Tampa Bay Buccaneers to have at least four players record five or more interceptions in the same season. In 2001, for just the third time in club history, the Dolphins led the NFL in pass defense as they allowed an average of only 176.8 yards per contest.

Before coming to Miami in 1985, Phillips previously held the same position for five seasons with the Detroit Lions (1980-84).

A native of Shelby, N.C., Phillips played 12 seasons for the San Francisco 49ers (1966-77), including eight as a starter at strong safety. A tenacious hitter during his playing days, his career statistics include ten interceptions for 106 return yards (including a 35-yard TD in 1970). Phillips twice won the 49ers' Len Eshmont Award, symbolic of the team's most valuable player. Following his retirement from the 49ers, Phillips worked for the city of San Francisco's juvenile probation department until joining the Lions.

Collegiately, Phillips attended North Carolina A&T, where he played both ways as a defensive back and a running back. As a senior, he rushed for 648 yards and 11 touchdowns on 100 carries, and also caught 19 passes for 277 yards and four scores. That season (1965), A&T won the conference championship and Phillips intercepted two passes and rushed for two TDs in the title game. Phillips also lettered for the swimming and track teams at A&T.

Mel and his wife, Patricia, have two daughters, Paulette and Yvette and live in Miami Lakes.

MEL PHILLIPS' COACHING HISTORY

1980-84 Detroit Lions – Defensive Backs Coach
 1985- Miami Dolphins – Defensive Backs Coach (1985-95)
 Secondary Coach (1996-)

Glenn Pires

ASSISTANT DEFENSIVE LINE

College..Springfield College
NFLNinth Season
DolphinsSecond Season



Glenn Pires is entering his second season as the Dolphins' assistant defensive line coach after being named to the post by Head Coach Dave Wannstedt on February 13, 2003. In his role with the Dolphins, Pires assists defensive line coach Clarence Brooks while also handling quality control on the defensive side of the ball.

A veteran of seven NFL seasons, Pires joined the Dolphins after spending each of the previous two years (2001-02) as linebackers coach with the Detroit Lions. He got his start in the NFL coaching ranks tutoring the linebackers with the Arizona Cardinals in 1996, and spent the next five years in that post.

Pires was a four-year letterman (1976-79) as an offensive lineman at Springfield (Mass.) College. After earning his bachelor's degree in education from the school in 1980, he embarked on his coaching career as an assistant at Melrose (Mass.) High School. In 1983, he went to Syracuse as a graduate assistant and served the next two years with the Orangemen. After earning his master's degree in education from Syracuse, Pires got his first full-time position in the collegiate ranks coaching the linebackers and defensive line at Dartmouth College in 1985. After four years at the Ivy League school, he returned to Syracuse in 1989 where he served as both defensive line coach (1989-90) and outside linebackers coach (1991-94). A one-year stint (1995) as outside linebackers coach/recruiting coordinator at Michigan State University preceded his jump to the NFL.

A native of New Bedford, Mass., Pires and his wife, Lynn, have a daughter, Jackie, and a son, Michael.

GLENN PIRES' COACHING HISTORY

1983-84 Syracuse University – Graduate Assistant
 1985-88 Dartmouth College – Defensive Line/Linebackers Coach
 1989-94 Syracuse University – Defensive Line Coach (1989-90)
 Outside Linebackers Coach (1991-94)
 1995 Michigan State University – Outside Linebackers Coach/Recruiting Coordinator
 1996-00 Arizona Cardinals – Linebackers Coach
 2001-02 Detroit Lions – Linebackers Coach
 2003- Miami Dolphins – Assistant Defensive Line Coach

Bob Sanders

LINEBACKERS

CollegeDavidson
NFLFourth Season
DolphinsFourth Season



Bob Sanders is entering his fourth season as an NFL assistant after spending the previous 22 years as an assistant at the collegiate level, including the final 11 years (1990-00) at the University of Florida.

In Sanders' three seasons tutoring the Dolphins linebackers, Zach Thomas has been voted to the Pro Bowl each time and has registered three of the four highest single-season tackle totals of his career. He also has overseen the development of Morlon Greenwood, a third-round draft choice in 2001 who has started 37 games over his first three seasons and put together his best season as a pro in 2003 as he registered 85 tackles. In addition, Junior Seau, acquired in an offseason trade with San Diego, posted 133 tackles last year, his highest total since 1996, while he also recorded three sacks, his most in the past three years.

Sanders coached virtually every position on the defensive side of the ball during his stint in Gainesville, including the 2000 season as the Gators' assistant defensive coordinator/linebackers coach. At Florida, Sanders was a part of five SEC championship teams, including the 1995 club that claimed the national title. While at Florida, the Gators ranked in the top ten in rushing defense in eight of his 11 seasons, including the three best performances in school history. They also finished first in the SEC in quarterback sacks four straight seasons (1996-99). In 1994, Sanders was named the SEC's Assistant Coach of the Year.

While at the University of Florida, Sanders tutored nine players who earned All-America accolades. He also coached such future first round draft choices as DE Kevin Carter, LB Jevon Kearse and DE Huey Richardson.

Sanders began his collegiate coaching career as an assistant at Georgia Tech in 1978. After spending one year as a high school head coach in 1979, Sanders re-joined the college ranks as an assistant at East Carolina University in 1980. Following a three-year stint as defensive line/linebackers coach with the Pirates, Sanders spent the next two seasons (1983-84) as linebackers coach at the University of Richmond. He moved on to Duke University in 1985, where he was a member of Steve Spurrier's staff for the next four seasons. Sanders' first three years in Durham were spent coaching the team's outside linebackers and defensive ends. In 1989, he was promoted to co-defensive coordinator, while still working with the outside linebackers. In that final season at Duke, the Blue Devils claimed the ACC championship as they posted a record of 8-4, the school's first conference title since 1965.

Sanders is a native of Jacksonville, N.C., where he prepped at Jacksonville High School. He went on to play collegiately at Davidson College, from 1973-75, and received his degree in political science from the school. Sanders and his wife, Kathie, have two daughters, Lindsay and Sarah, and a son, Robby.

BOB SANDERS' COACHING HISTORY

1978	Georgia Tech University – Assistant Defensive Line Coach
1980-82	East Carolina University – Defensive Line/Linebackers Coach
1983-84	Richmond University - Linebackers Coach
1985-89	Duke University – Outside Linebackers/Defensive Ends (1985-88) Co-Defensive Coordinator/Outside Linebackers (1989)
1990-00	University of Florida – Defensive Ends Coach (1990) Banditbacks/Gatorbacks/Assistant Defensive Co-Coordinator (1991-93) Ass't Defensive Coordinator/Defensive Ends (1994-97) Ass't Defensive Coordinator/Defensive Ends/Strongside Linebackers (1998) Ass't Head Coach/Defensive Ends/Strongside Linebackers (1999) Ass't Defensive Coordinator/Linebackers (2000)
2001-	Miami Dolphins – Linebackers Coach

Jerry Sullivan

WIDE RECEIVERS

CollegeDelta State
NFL.....13th Season
DolphinsFirst Season



Jerry Sullivan returned to South Florida on January 26, 2004 when he was tabbed to tutor the Dolphins' wide receivers by Head Coach Dave Wannstedt. A 12-year veteran of the NFL coaching ranks, Sullivan is a Miami native.

Most recently, Sullivan was a member of the Arizona Cardinals' coaching staff the last three seasons (2001-03). In his first two years with the club, Sullivan mentored the team's wide receivers, where he worked with a group that included current Dolphin David Boston. Under Sullivan's guidance, Boston led the NFL with 1,598 receiving yards on 98 receptions in 2001 and was selected to the first Pro Bowl of his career. In 2003, Sullivan was promoted to the post of offensive coordinator where he worked with rookie wide receiver Anquan Boldin, a second-round draft choice who finished third in the league in receptions (101) and receiving yards (1,377) on his way to being named the NFL's Rookie of the Year as well as a starter on the NFC's Pro Bowl squad.

Sullivan embarked on his NFL coaching career in 1992 under Bobby Ross with the San Diego Chargers. One of his most notable accomplishments in his five seasons (1992-96) in San Diego was the development of receiver Tony Martin. In Sullivan's final season with the Chargers, Martin led the NFL with 14 TD receptions and posted his second consecutive 1,000-yard season en route to the initial Pro Bowl selection of his career. In 1997, Sullivan followed Ross to Detroit where he spent four seasons (1997-2000) working with a receiving corps that featured Herman Moore, Johnnie Morton and Germane Crowell. During Sullivan's tenure with the Lions, Morton and Moore were the league's top receiving tandem in 1997 as the duo combined for 184 receptions. They were second in 1998 with 151 catches and fourth in 1999 with 161 receptions. In 1999, Crowell caught 81 passes for 1,338 yards and seven touchdowns, as he finished third in the NFL that year in receiving yards, trailing only Minnesota's Randy Moss (1,413) and Chicago's Marcus Robinson (1,400).

Sullivan began his coaching career at Cooper High School in Vicksburg, Mississippi in 1970. He moved on to the collegiate ranks in 1971, first serving as a graduate assistant at Kansas State and then taking over the reigns of the Wildcats' freshman team the following season.

Sullivan spent the next three years (1973-75) as the tight ends and freshmen coach at Texas Tech before moving on to South Carolina in 1976. He spent the next seven years (1976-82) coaching the Gamecocks' wide receivers. After one season at Indiana (1983), Sullivan began another seven-year stint (1984-90) at Louisiana State. He wrapped up his collegiate tenure as wide receivers coach at Ohio State in 1991. In his 20 seasons as a college coach, Sullivan mentored numerous players who went on to play in the NFL including Wendell Davis (LSU), Joey Galloway (Ohio St.), Ira Hillary (South Carolina), Todd Kinchen (LSU), Eric Martin (LSU) and Brian Stablein (Ohio St.).

Sullivan attended Jackson High School in Miami before enrolling at Florida State to play quarterback for the Seminoles. After two seasons he transferred to Delta State (Miss.). Sullivan and his wife, Connie, have two sons, Jon Eric and Matthew, and a daughter, Allison.

JERRY SULLIVAN'S COACHING HISTORY

1971-72	Kansas State – Graduate Assistant (1971) Freshmen Coach (1972)
1973-75	Texas Tech – Tight Ends and Freshmen Coach
1976-82	South Carolina – Wide Receivers Coach
1983	Indiana – Wide Receivers Coach
1984-90	Louisiana State – Wide Receivers Coach
1991	Ohio State – Wide Receivers Coach
1992-96	San Diego Chargers – Receivers Coach
1997-00	Detroit Lions – Receivers Coach
2001-03	Arizona Cardinals – Receivers Coach (2001-02) Offensive Coordinator (2003)
2004-	Miami Dolphins – Wide Receivers Coach (2004-



Marc Trestman

**ASSISTANT HEAD COACH/
QUARTERBACKS**

CollegeMinnesota
NFL.....17th Season
DolphinsFirst Season

Marc Trestman was named to his current position by Head Coach Dave Wannstedt on January 26, 2004. A veteran of 16 seasons as an NFL assistant, Trestman spent the last three seasons on the staff of the Oakland Raiders, including the last two as the team's offensive coordinator. He returns to South Florida, having served as an assistant coach at the University of Miami from 1981-84, the first stop of his 20-year career in the coaching profession.

Trestman was named to the Oakland staff in 2001 and after his first season, he was promoted to offensive coordinator/quarterbacks coach. He served the last two years in that position while helping the Raiders to a berth in Super Bowl XXXVII following the 2002 season.

Trestman began his NFL coaching career as the running backs coach with Minnesota in 1985. After two years in that post with the Vikings, he became quarterbacks coach with Tampa Bay in 1987. The following year he was named quarterbacks coach with Cleveland before being promoted to offensive coordinator/quarterbacks coach in 1989. He re-joined the Vikings as quarterbacks coach in 1990, and served the next two years in that position before taking a three-year hiatus from the NFL to pursue a business career. He returned to the NFL in 1995 as offensive coordinator with San Francisco, and served in that capacity through 1996. He tutored the

quarterbacks with the Detroit Lions in 1997 before taking on the role of offensive coordinator/quarterbacks coach with the Arizona Cardinals for the next three years (1998-2000).

While Trestman was Oakland's offensive coordinator in 2002, the Raiders led the NFL in total offense (389.8 ypg) and passing offense (279.7 ypg), as quarterback Rich Gannon was named the NFL's Most Valuable Player and earned his second trip to the Pro Bowl in as many years. He threw for a team-record 4,689 yards that year as three different players surpassed the 80-catch plateau, while Charlie Garner rushed for 968 yards, averaged 5.3 yards per rush attempt and finished fourth in the AFC with 1,903 total yards from scrimmage. In Trestman's first season with Arizona, quarterback Jake Plummer passed for 3,737 yards, running back Adrian Murrell rushed for 1,042 yards and wide receiver Frank Sanders caught 89 passes for 1,145 yards as the Cards went on to win their first playoff game since 1947. In Trestman's lone year with the Lions, quarterback Scott Mitchell tossed for 3,484 yards, the second-highest figure in that franchise's history. In 1995, the 49ers' offense led the NFL in scoring and passing, and ranked second in total offense under Trestman's tutelage. In his two years in San Francisco, four different offensive players made a total of six Pro Bowl appearances, including quarterback Steve Young on both occasions. Wide receiver Jerry Rice set an NFL record in '95 with 1,848 receiving yards on 122 receptions. In fact, in Rice's two seasons under Trestman, he totaled 230 catches for 3,102 yards and 23 touchdowns. The 49ers put together 25 wins in those two seasons and made the playoffs both times. As quarterbacks coach with the Vikings from 1990-91, Trestman first tutored Gannon in his first two seasons as an NFL starter, as he combined for 28 touchdown passes and 22 interceptions over those two years. As quarterbacks coach and offensive coordinator with the Browns, Trestman worked with quarterback Bernie Kosar and wide receiver Webster Slaughter, who led the NFL in 1989 with a 19.0-yard average per reception as he was selected to the only Pro Bowl of his career. Cleveland qualified for the playoffs both years in which Trestman was there, including 1989 when they advanced to the AFC Championship Game.

Trestman began his coaching career in 1981 as a volunteer assistant at the University of Miami while attending law school. In 1983, he was named the Hurricanes' quarterbacks coach, a position in which he served the next two years. He was part of the staff that led the school to a national championship in 1983. While at Miami, Trestman worked with quarterbacks Jim Kelly, Bernie Kosar and Vinny Testaverde, each of whom went on to play in the NFL, while he recruited a fourth to Coral Gables in Steve Walsh, who would later lead the Hurricanes to their second national championship.

A native of St. Louis Park, Minn., Trestman played quarterback at the University of Minnesota from 1974-76 before completing his college career at Moorhead (Minn.) State in 1977. He went to training camp with the Vikings in both 1978 and 1979 as a defensive back. Trestman earned his degree in political science from Minnesota and completed his Juris Doctorate at the University of Miami in 1982. He has been a Florida Bar member since 1983. Trestman and his wife, Cindy, have two daughters, Sarahanne and Chloe.

MARC TRESTMAN'S COACHING HISTORY

1981-84	University of Miami (Fla.) – Volunteer Assistant (1981-82) Quarterbacks Coach (1983-84)
1985-86	Minnesota Vikings – Running Backs Coach
1987	Tampa Bay Buccaneers – Quarterbacks Coach
1988-89	Cleveland Browns – Quarterbacks Coach (1988) Offensive Coordinator/Quarterbacks Coach (1989)
1990-91	Minnesota Vikings – Quarterbacks Coach
1995-96	San Francisco 49ers – Offensive Coordinator/Quarterbacks Coach (1995) Offensive Coordinator (1996)
1997	Detroit Lions – Quarterbacks Coach
1998-00	Arizona Cardinals – Offensive Coordinator/Quarterbacks Coach
2001-03	Oakland Raiders – Senior Assistant (2001) Offensive Coordinator/Quarterbacks Coach (2002-03)
2004-	Miami Dolphins – Assistant Head Coach/Quarterbacks

DOLPHINS RECORD IN HOME OPENERS

In home openers, Miami is 30-7-1 (.803). In road openers, the Dolphins are 22-15-1 (.592). In addition, the Dolphins own a 29-5 (.853) record in home openers since the 1970 merger of the National and American Football Leagues, which is the best of any NFL club over that time span, ahead of the Raiders (28-5-1, .838).

Tony Wise

OFFENSIVE LINE

CollegeIthaca College
NFL.....16th Season
Dolphins.....Fourth Season



Tony Wise was named the Dolphins' offensive line coach on January 15, 2001 by Head Coach Dave Wannstedt. Wise, a veteran of 15 seasons in the NFL coaching ranks, served in the same capacity with the Carolina Panthers for two seasons (1999-00) prior to his arrival in Miami.

Overall in Wise's three seasons with the Dolphins, the team's offensive line has yielded an average of less than 28 sacks a year and has led the way for the two highest individual single-season rushing totals in team history. The 83 sacks that the Dolphins have allowed over this three-year span is the sixth-lowest total in the NFL.

In 2002, the Dolphins' offensive line paved the way for a running game which was first in the AFC and second in the NFL, averaging 156.4 yards per contest. The unit also allowed only 25 sacks, fourth-fewest in the AFC and seventh in the NFL. In 2001, the Dolphins' offensive line allowed just 27 sacks, tied for fifth-fewest in the NFL.

In Wise's first year with the Panthers, the offensive line led a rushing attack that averaged 4.3-yards per rush attempt, the fifth-best figure in the league. Prior to his stint in Carolina, Wise worked with Wannstedt for six years with the Chicago Bears. He was the team's offensive line coach from 1993-94, and added the title of assistant head coach from 1995-98. In four of those six seasons, the Bears ranked in the top ten in the NFL in fewest sacks allowed, including a number one finish in 1995 (15 sacks).

Wise embarked on his NFL coaching career in 1989 with the Dallas Cowboys, and guided that club's offensive line through 1992. In his final season there, Wise's unit allowed the second-fewest sacks in the NFL (23) as Dallas captured the first of two straight Super Bowl titles.

Wise began his coaching career in 1973 tutoring the outside linebackers at Albany State. He then spent a year each at Bridgeport, Central Connecticut and Washington State, before moving on to the University of Pittsburgh, where he served from 1977-78, and worked with former Dolphins Head Coach Jimmy Johnson and Wannstedt. Wise joined the Oklahoma State staff in 1979, and had a five-year stint with the Cowboys. During that time, Johnson was the head coach and Wannstedt served on the staff as well. He then spent one year at Syracuse (1984), before re-joining Johnson and Wannstedt at the University of Miami from 1985-88, where he was part of the Hurricanes' 1987 National Championship team.

From 1969-72, Wise was an offensive lineman at Ithaca College, where he also lettered in lacrosse. He also played on the school's hockey team. Prior to that, he attended Shaker High School in his hometown of Latham, N.Y.

TONY WISE'S COACHING HISTORY

1973	Albany State – Outside Linebackers Coach
1974	Bridgeport – Offensive Line Coach
1975	Central Connecticut State – Offensive Line Coach
1976	Washington State – Assistant Offensive Line Coach
1977-78	University of Pittsburgh – Assistant Offensive Line Coach
1979-83	Oklahoma State – Offensive Line Coach
1984	Syracuse – Offensive Line Coach
1985-88	University of Miami (Fla.) – Offensive Line Coach
1989-92	Dallas Cowboys – Offensive Line Coach
1993-98	Chicago Bears – Offensive Line Coach (1993-94) Assistant Head Coach/Offensive Line (1995-98)
1999-00	Carolina Panthers – Offensive Line Coach
2001-	Miami Dolphins – Offensive Line Coach

Jeff Dellenbach

**FELLOWSHIP COACH
OFFENSE/SPECIAL TEAMS**

College Wisconsin
NFL.....First Season
DolphinsFirst Season

Jeff Dellenbach is no stranger to the league, having played 16 seasons with five different clubs, including the Dolphins. In 2003, Dellenbach served as a volunteer assistant on the Dolphins' coaching staff. In his role, Dellenbach will work alongside Tony Wise with the offensive line and Keith Armstrong with the special teams.

Dellenbach was a fourth-round draft choice of the Dolphins in 1985 out of the University of Wisconsin, and played with the team through the 1994 season. During that time he appeared in 145 games, starting 87 of them. With Miami, he saw action at both center, where he started all 16 games in both 1988 and 1994, and left tackle, where he opened 15 contests in 1989. He also played guard during his stint with the Dolphins.

Following his ten-year tenure with the Dolphins, Dellenbach signed with New England in 1995 as an unrestricted free agent. He was released by the Patriots two games into the 1996 season before signing with Green Bay on December 3. He was part of the Packers' team that defeated the Patriots in Super Bowl XXXI in New Orleans. He played with the Packers through the 1998 season before finishing out his career with Philadelphia in 1999 and Seattle in 2000. Overall in his career, he played in 211 regular season games, starting 115 of them. He also saw action in 12 playoff contests, including four starts.

Dellenbach lettered four seasons at the University of Wisconsin (1981-84), and was a first-team All-Big 10 selection as a senior.

A native of Wausau, Wis., Dellenbach and his wife, Mary, have three sons, Dane, Dax and Dillon, and a daughter, Dailey. The family resides in Ft. Lauderdale.

JEFF DELLENBACH'S COACHING HISTORY

2004-	Miami Dolphins – Fellowship Coach - Offense/Special Teams
-------	---

FOOTBALL OPERATIONS

Rick Spielman

GENERAL MANAGER

CollegeSouthern Illinois

NFL.....14th Season

DolphinsFifth Season



Rick Spielman is entering his fifth season with the Dolphins and his first as General Manager after being named to the post by owner Wayne Huizenga on January 12, 2004. Spielman joined the organization in 2000 as Vice President of Player Personnel and served in that position until being promoted to Senior Vice President – Football Operations/Player Personnel in 2002.

Spielman joined the Dolphins after a three-year stint (1997-99) as Director of Pro Personnel with the Chicago Bears. Prior to joining the Bears organization in 1997, Spielman spent seven seasons in the player personnel department of the Detroit Lions, including the final two (1995-96) as a pro scout and advance scout. He also was responsible for scouting college players during his tenure in Detroit.

A linebacker at Southern Illinois University from 1983-86, Spielman attended NFL training camps with both the San Diego Chargers (1987) and Detroit Lions (1988) before earning his master's degree from Ohio State in 1989.

A native of Massillon, Ohio, Spielman is the older brother of Chris Spielman, a former Pro Bowl linebacker with the Detroit Lions (1988-95) and Buffalo Bills (1996-98). Rick and his wife, Michele, are active with several South Florida philanthropies, most notably "His House", which houses foster children in Miami. The couple has two sons, Ronnie and J.D., and two daughters, Whitney and Omie. The family resides in Davie.

OFF AND RUNNING

In 2002, running back Ricky Williams established the Dolphins' single-season record for 100-yard rushing games with ten. In those ten contests, the Dolphins were 8-2. He followed that up with seven 100-yard rushing performances last season, in which the Dolphins were 6-1. Since 1996, including playoffs, the Dolphins are 29-5 (.853) in games when they have had a back rush for 100 yards or more. During this same span, they are 5-15 (.250), including playoffs, in games when an opposing player has reached the 100-yard plateau. In the 38-year history of the franchise, including both regular season and postseason, there have been 122 occasions when a Dolphins running back has reached the 100-yard rushing mark, with two players having accounted for 100 yards in the same game four times. In the 118 games when the Dolphins have had a 100-yard back, they have put together a record of 101-17 (.856). An opposing player has attained the 100-yard rushing barrier 113 times, with two players having done this in the same game once. In the 112 games when the opposition has had a player rush for 100 yards, the Dolphins are 34-78 (.304).

Ron Labadie

**DIRECTOR OF COLLEGE
SCOUTING**

CollegeAdrian
NFL.....15th Season
Dolphins15th Season

Ron Labadie was named the Dolphins' Director of College Scouting on May 9, 2001. He was promoted to the post after spending his first 11 years (1990-2000) with the club scouting the midwestern states for the Dolphins.

Labadie joined the Dolphins after serving as head football coach and athletic director at Adrian College. A 1971 graduate of Adrian, Labadie returned to the school as head football coach in 1982. In his eight seasons as head coach of the Bulldogs, he posted a 53-20 (.730) collegiate record. He guided the Bulldogs to MIAA Championships in 1983, 1988 and '89, as well as leading his team to NCAA Division III playoff berths in 1983 and 1988. He was given the additional responsibilities of Director of Athletics for Men in May, 1985.

Before returning to Adrian, Labadie served as head football coach at Marshall (Mich.) High School (1974-81), where he compiled a 42-30 overall record, including a 39-15 mark over his last six years. Under Labadie, Marshall captured Twin Valley Conference Championships in 1976 and '77.

A native of Paw Paw, Michigan, Labadie earned the school's most valuable player award three times (1968-70) and was named captain of the 1969 and '70 teams. He earned first team All-MIAA honors and led the conference with 10 touchdowns in five MIAA games as a senior. He was inducted into the school's Athletic Hall of Fame in 1981.

Labadie and his wife, Marilyn, have three children, Lisa (29), Brad (26) and Ben (22), and one grandson, Gabe.

George Paton

DIRECTOR OF PRO PERSONNEL

CollegeUCLA
NFLEighth Season
Dolphins.....Fourth Season

George Paton was named the Dolphins' Director of Pro Personnel on June 4, 2001. He joined the club after spending each of the previous four seasons in the player personnel department of the Chicago Bears.

With Miami, Paton is responsible for monitoring the rosters of all 32 NFL clubs, as well as the rosters of teams in all other professional leagues. He also is involved in contract negotiations and serves as an advance scout for the Dolphins' next opponent.

Paton was a pro scout in his first three years (1997-99) with the Bears, before being elevated to Assistant Director of Pro Personnel in 2000. During his tenure in Chicago, Paton was involved in evaluating players in all professional leagues, advance scouting, free agency and the NFL Draft.

Paton was a four-year letterman (1988-91) as a defensive back at UCLA, where he was a part of two Bruin teams that earned Bowl berths. Upon graduating with a degree in history, Paton played in professional football leagues in both Italy and Austria. Following that, he went into computer software sales while also working as an assistant football coach at his prep alma mater, Loyola High School in Los Angeles.

Paton (pronounced PAY-ton) and his wife, Barbara, reside in Ft. Lauderdale.

Chris Grier

**NATIONAL SCOUT/ASSISTANT
DIRECTOR OF COLLEGE SCOUTING**

CollegeMassachusetts
NFLTenth Season
DolphinsFifth Season

Chris Grier begins his fifth season with the Dolphins and his first as the team's National Scout/Assistant Director of College Scouting. In his position, Grier is responsible for scouting the nation's top prospects, while also assisting Director of College Scouting Ron Labadie. Grier spent his first three years with the Dolphins as an area scout before being elevated to National Scout in 2003. He joined the club after spending the previous five years in the personnel department with the New England Patriots.

Grier started with the Patriots as an intern in 1994. He joined the club on a full-time basis the following year, and served as a regional scout until joining the Dolphins.

Grier is a 1994 graduate of the University of Massachusetts-Amherst where he played football for two years before injuries ended his career. He spent his final two years there as an undergraduate assistant.

Grier is the son of Bobby Grier, the former Vice President-Player Personnel with the New England Patriots who currently is the Associate Pro Personnel Director with the Houston Texans. Chris' brother, Michael, plays for the NHL's Buffalo Sabres.

A native of Holliston, Mass., Grier resides in Weston, Fla. with his wife, Paige, and their son, Landon (3).

DOLPHINS PLAYOFF MARGINS OF VICTORY

Miami's 31-0 win over San Diego in a Divisional Playoff game on January 10, 1993 at Pro Player Stadium marked the largest margin of victory by the team in a playoff game. The previous largest margin of victory in the postseason by the Dolphins was three 21-point wins, as Miami came away with a 21-0 win over Baltimore on January 2, 1972 in the Orange Bowl, a 31-10 win over San Diego on January 16, 1983 in the O.B. and a 31-10 win over Seattle on December 29, 1984 in the O.B.

Bill Baker

COLLEGE SCOUT

CollegeTennessee
NFL.....16th Season
Dolphins....Second Season



Bill Baker is entering his second season with the Dolphins after spending each of the previous three seasons (2000-02) as the College Scouting Coordinator with the Pittsburgh Steelers. In his role, Baker scouts parts of the northeast and midwest in the Dolphins' system.

Baker joined the Steelers in May of 2000 after serving as an area scout with the Seattle Seahawks from 1998-99. Prior to that, he was a scout with the Atlanta Falcons for nine seasons.

Before entering the NFL scouting ranks, Baker was the defensive coordinator at Richmond University from 1983-88. He also has held collegiate assistant posts at Wichita State, Louisville, North Alabama, Tennessee, Samford and Austin Peay.

A native of Jasper, Tenn., Baker was a running back and kick returner at the University of Tennessee. With the Volunteers, he was a member of three Bowl teams. Baker and his wife, Paula, have a daughter, Jennifer.

John Crea

COLLEGE SCOUT

College..University at Albany
NFL.....13th Season
Dolphins.....Fourth Season



John Crea is entering his fourth season as a member of the Dolphins' scouting staff. In his role, Crea is responsible for scouting the southeast in the team's system.

Crea joined the Dolphins after spending the previous nine years (1992-00) as a scout with the New York Giants.

A native of Staten Island, New York, Crea began his collegiate career at the University of Utah, where he performed on the school's track team. He then transferred to the University at Albany, where he played three years as a defensive back and wide receiver on the school's football team. After receiving his degree in English and communications from Albany, Crea went on to earn his master's in physical education from Arizona State, where he also served as a graduate assistant coach on the football staff. Crea held collegiate assistant posts at Albany, Kean College, Frostburg (Md.) State and Holy Cross before being named head coach at William Paterson University in

New Jersey in 1982. After six years in that position, he left to become head coach at Methodist College in Fayetteville, North Carolina in 1988 and remained there through the 1991 season.

Crea and his wife, Kathleen, have a daughter, Kelly (21). They reside in Maitland, Fla.



Adam Engroff
COLLEGE SCOUT

CollegeKansas State
NFLSixth Season
DolphinsSixth Season



A portrait of Adam Engroff, a man with dark hair, wearing a suit and tie. The background of the graphic features a sailboat on the ocean under a blue sky with clouds.

Adam Engroff is entering his sixth season with the team and his third as a college scout after spending 2001 as the club's college scouting coordinator. In his current role, Engroff covers the western portion of the country in the team's scouting system.

Engroff first joined the Dolphins in 1999 in the team's college scouting department. During that time, he performed a myriad of functions, including college scouting and draft preparation. Prior to his tenure with the Dolphins, Engroff worked in football operations for the Orange Bowl Committee from 1998-99. He also worked for the Prep Recruiting Network from 1997-98, where he scouted high school football players.

A native of Topeka, Kansas, Engroff received his undergraduate degree from Kansas State in 1997. He went on to earn his master's in sports administration from Lynn University in Boca Raton, Fla., in 2000.

Engroff and his wife, Beth, reside in Boise, Idaho.



Anthony Hunt
COLLEGE SCOUT

CollegeSt. Thomas
NFL11th Season
Dolphins11th Season




A portrait of Anthony Hunt, a bald man wearing a blue shirt and a dark jacket. The background of the graphic features palm trees against a blue sky.

Anthony Hunt begins his 11th season with the Dolphins and his fifth as a college scout. Hunt is responsible for the northeast in the Dolphins' scouting system. He also was the team's BLESTO representative his first three years as a scout.

Hunt joined the Dolphins in 1994 following his graduation from St. Thomas University in Miami. In his first six years with the club, Hunt worked in both pro and college scouting.


A Miami native, Hunt attended Archbishop Curley-Notre Dame High School. Hunt and his wife, Suzy, reside in Flemington, N.J., with their son, Keaton.

A headshot of Roger Pollard, a man with a mustache, wearing a dark suit, white shirt, and dark tie. He is looking directly at the camera. The background of the photo is a blue sky with white clouds and a sailboat on the ocean.

Roger Pollard

COLLEGE SCOUT

College	Hofstra
NFL	Second Season
Dolphins	Second Season



Roger Pollard is entering his second season as an NFL scout after spending most of the previous 14 years coaching in the collegiate ranks, including the 2000-02 seasons as the wide receivers coach at Columbia University. In the spring of 2003, he also interned in the NFL Europe League's New York office. Pollard serves as the Dolphins' BLESTO scout.

Pollard's initial coaching position came in 1989 when he was named assistant secondary coach and head Junior Varsity coach at his alma mater, Hofstra University. After two years in that post, he moved on to Brown University, where he served the next three years (1991-93) as the Bruins' linebackers coach and the Junior Varsity's defensive coordinator. Pollard's first head coaching position came in 1996, when he took over the reigns at Dean Junior College in Franklin, Mass. Following two seasons there, he spent one year (1998) as an assistant coach at Ridgeview High School in Orange Park, Fla., and one season (1999) as the wide receivers coach at Jacksonville (Fla.) University.

Pollard grew up in Long Island, New York, where he prepped at Maria Regina High School. He went on to letter one year as a defensive back at Rutgers University (1984) before transferring to Hofstra, where he also played one season (1988), and earned his degree in physical education. Pollard and his wife, Jennifer, have a son, Reed.

A headshot of Johnathon Stigall, a Black man with a short haircut, smiling. He is wearing a dark suit, white shirt, and dark tie. The background of the photo is a blue sky with palm trees.

Johnathon Stigall

COLLEGE SCOUT

College	DePauw
NFL	Fifth Season
Dolphins	Fifth Season



Johnathon Stigall is entering his fifth NFL season on a full-time basis. Prior to joining the Dolphins in 2000, he spent the 1999 season as an intern in the player personnel department

of the Chicago Bears, where he worked in both the pro and college areas. In his role with the Dolphins, Stigall is responsible for scouting the central portion of the United States.

Stigall was a four-year letterman (1995-98) as a running back at DePauw University in Greencastle, Indiana. He was an all-conference selection and a second-team Division III All-America choice following his senior season of 1998 when he rushed for 847 yards and 11 touchdowns on 168 attempts and caught 24 passes for 500 yards and six touchdowns. In his career, Stigall amassed 2,415 yards rushing and 27 touchdowns on 532 carries, and had 93 receptions for 1,378 yards and 14 touchdowns. He graduated from DePauw in 1998 with a major in sports science and a minor in education.

Stigall is a native of Oxford, Ohio where he attended Talawanda High School. He and his wife, Melissa, reside in St. Louis, Missouri.



Tom Heckert
PRO SCOUT

College ..Youngstown State
NFL23rd Season
Dolphins16th Season

The 2004 season will mark the 16th that Tom Heckert, Sr. has been a member of the Dolphins organization. He initially joined the club in 1989 as Director of College Scouting, and spent three years in that position. He was named Director of Player Personnel in 1992 and Vice President - Player Personnel in 1995. He spent the 1996-99 seasons as the club's Director of Pro Personnel and 2000-03 as Assistant Director of Pro Personnel.

Heckert has a varied background in football, including spending seven years as a college scout with the Tampa Bay Buccaneers and the Cleveland Browns. He also has both administrative and coaching experience on the collegiate level as well.

Heckert joined the Dolphins after serving two years (1987-88) as a national scout for the Buccaneers. Prior to joining the Bucs in 1987, he spent the previous five seasons (1982-86) as the midwest area scout for the Browns.

A 1961 graduate of Youngstown (Ohio) State, he began his coaching career as an assistant at Fitch High School in Youngstown in 1961 before a two-year hitch as a Lieutenant in the U.S. Army. He returned to Fitch where he stayed through 1965 prior to enrolling as a graduate assistant at Kent State, where he earned a master's degree in education. He served as Head Coach at Maumee (Ohio) High School in 1967 and then moved up to the college ranks as an assistant at Adrian (Michigan) College from 1968-72. He was named Head Coach at Adrian in 1973 and Athletic Director in 1977, where he remained until joining the Browns in 1982. His overall record as a Head Coach at Adrian was 43-36-2. His last three teams there were a combined 23-3-1, including a 9-0 season in 1980.

Heckert and his wife, Rose (married 12/29/62), have two children, Kim and Tom, Jr., and five grandchildren. Tom, Jr. is Vice President of Player Personnel for the Philadelphia Eagles, after having served in the Dolphins' personnel department for ten years (1991-00).

ALTERNATIVE JERSEY

In a 24-23 win over Washington last year in a Sunday night game on November 23, the Dolphins donned orange jerseys for the first time in the team's 38-year history. In fact, it marked the only occasion that they have worn a jersey color other than white or aqua.

Dwayne Joseph

PRO SCOUT

CollegeSyracuse
NFLSeventh Season
DolphinsFirst Season

Dwayne Joseph is entering his first season with the Dolphins after spending the last six years with the Chicago Bears, including the last three as Director of Player Development. In his role with the Dolphins, Joseph will help to evaluate talent in the NFL and other professional leagues.

Joseph began his career with the Bears as a cornerback after signing with the club as an undrafted college free agent in 1994. After spending a majority of his rookie season on the team's practice squad, Joseph played in all 16 games, including one start, in 1995. He recorded 42 tackles, two interceptions, four passes defended and a forced fumble that year. He spent the '96 season on injured reserve before being released in training camp the following year. In his career with the Bears, Joseph played for Dolphins Head Coach Dave Wannstedt, who held the same position with Chicago at that time.

After concluding his playing career, Joseph was hired by the Bears in 1998 as Coordinator of Player Programs before being promoted to his most recent position in 2001.

Joseph was a four-year letterman (1990-93) at Syracuse where he served as team captain his senior season. He earned his undergraduate degree in human development and went on for a master's in education leadership from DePaul. A native of Miami, Joseph attended Carol City High School. He and his wife, Lamindy, have two sons, Quintin and Damien.

Nate Sullivan

PRO SCOUT

CollegeCalifornia-Santa
Barbara
NFLEighth Season
DolphinsEighth Season

Nate Sullivan was elevated to his current post in 2001 after spending each of the previous four seasons in the team's pro personnel department. In his role, Sullivan helps to evaluate talent in the NFL and other professional leagues. He also has additional scouting duties in the college area as well.

After joining the club in 1997, Sullivan performed a variety of functions in the pro personnel department including advance scouting and player evaluation.

A 1996 graduate of the University of California-Santa Barbara, Sullivan earned his master's degree in sports administration from St. Thomas University in Miami in 1998.

A native of Pleasant Hill, Calif., Sullivan and his wife, JoAnne, reside in Davie, Fla.

Kevin O'Neill

HEAD ATHLETIC TRAINER

College.....	Pittsburgh
NFL.....	16th Season
Dolphins.....	Ninth Season



Kevin O'Neill joined the Dolphins on March 1, 1996, as Head Athletic Trainer after serving seven seasons in a similar capacity with the Dallas Cowboys. Along with Troy Maurer and Ben Westby, O'Neill is responsible for the day-to-day treatment of injured Dolphins players in coordination with the club's medical staff. He also has other specific administrative duties as assigned by Dolphins Head Coach Dave Wannstedt.

With the Cowboys, O'Neill was part of three Super Bowl championship teams. He also was a member of a National Championship club during his four years (1985-88) as Head Athletic Trainer at the University of Miami (Fla.).

A graduate of the University of Pittsburgh, O'Neill earned his master's degree in physical education from the University of Arizona while serving as athletic trainer for Catalina High School in Tucson, Arizona. O'Neill spent three years as the head athletic trainer at Oregon State, and one year at the University of Central Florida before joining the University of Miami.

A native of Pittsburgh, O'Neill and his wife, Anne, have two daughters, McKenzie and Kaitlyn, and live in Fort Lauderdale.

1984 DOLPHINS OFFENSE IS BEST IN NFL

In the 1984 season, the Dolphins established a number of NFL season records, including most yards gained (6,936), most yards gained by passing (5,018), most first downs (387), most touchdowns (70), most passing touchdowns (49) and most PATs (66). Five of the six marks still stand as NFL records. The only exception is yards gained passing, which was eclipsed by the 2000 St. Louis Rams (5,232).

DOLPHINS RECORD WITH 70,000-PLUS FANS

The Dolphins owned a mark of 8-4 (4-4 at home and 4-0 on the road) in 2003 in games where the attendance was greater than 70,000. Overall since the club's inception in 1966, the Dolphins have a 116-73 (.614) record in regular season games where the attendance was greater than 70,000— 86-35 (.711) at home, 31-36 (.463) on the road and 1-2 (.333) in Super Bowls.

Troy Maurer

ASSISTANT ATHLETIC TRAINER

CollegePurdue
NFL.....13th Season
Dolphins13th Season



Troy Maurer is entering his 13th season as Assistant Trainer with the Dolphins, having joined the organization in 1992. Along with Kevin O'Neill and Ben Westby, he assists with the day-to-day training room operation and the rehabilitation of injured Dolphins players.

A graduate of Purdue University, Maurer began his NFL career by serving undergraduate internships with both the Indianapolis Colts and New York Jets. Upon graduation from Purdue, he accepted a seasonal athletic trainer position with the Colts in 1989 before being hired by Doctors' Hospital in Coral Gables as an athletic trainer in the physical therapy department in 1990. Prior to joining the Dolphins, Maurer was Head Basketball Athletic Trainer and Assistant Football Athletic Trainer at Kansas State University during the 1990-91 and 1991-92 seasons.

A native of Lafayette, Indiana, Maurer and his wife, Jill, live in Coral Springs with their son, Luke.

Ben Westby

**ASSISTANT ATHLETIC TRAINER/
DIRECTOR OF REHABILITATION**

College.....Minnesota State
University-Moorhead
NFLFourth Season
Dolphins.....Fourth Season



Ben Westby is entering his fourth season as Assistant Athletic Trainer/Director of Rehabilitation with the Dolphins after joining the club in 2001. Along with Kevin O'Neill and Troy Maurer, he coordinates and implements all of the rehabilitation programs for injured Dolphins players and assists with the day-to-day training room operation.

An athletic training graduate of Minnesota State University-Moorhead, Westby earned his master's of science degree in physical therapy from Des Moines University – Osteopathic Medical Center. Westby began his career in the NFL by serving as a summer assistant with the Baltimore Ravens in 1997. Prior to joining the Dolphins, Westby spent one year as a staff physical therapist at Hruska Clinic in Lincoln, Nebraska, where in addition to his clinical responsibilities, he worked as a biomechanical consultant for the University of Nebraska and numerous professional golfers.

A native of Rosholt, South Dakota, Westby is single and resides in Davie.

Tony Egues

EQUIPMENT MANAGER

CollegeSt. Thomas
NFL.....13th Season
Dolphins13th Season



Tony Egues begins his tenth year as Dolphins equipment manager after serving in a number of positions in his three previous seasons with the club. Egues is responsible for issuing and ordering all playing equipment for the team. In addition, Egues, along with assistants Charlie Thiele and Joe Cimino, coordinates the transport of the club's equipment to and from each road site, including an American Bowl game in Mexico City in 1997.

Egues began his career with the Dolphins on a part-time basis as an equipment assistant, then joined the club full-time in 1992 as an administrative assistant to the coaching staff. He was named as assistant equipment manager in 1994 and then was promoted to his current position prior to the start of the 1995 season.

In 2000, Egues was named the Athletic Equipment Managers Association (A.E.M.A.) District III Equipment Manager of the Year.

In 1999, Egues played "Sal the Trainer" in Oliver Stone's movie, "Any Given Sunday," starring Al Pacino and Cameron Diaz. He also served as the film's Technical Advisor.

Egues, and his wife, Lissette, reside in Pembroke Pines, with their two daughters, Alexandria and Victoria.

Joe Cimino

ASSISTANT EQUIPMENT MANAGER

CollegeSt. Thomas
NFL.....11th Season
Dolphins11th Season



Joe Cimino is entering his 11th season as a member of the Dolphins equipment staff. He first worked in the department in 1987 prior to his return in 1995. Along with Tony Egues and Charlie Thiele, Cimino assists in the day-to-day operation of the equipment room, including the ordering and issuing of all equipment for players and staff as well as inventory maintenance. He also helps coordinate the transport of equipment to and from each road site. Cimino is a certified member of the Athletic Equipment Managers Association. In addition to his responsi-


bilities in the equipment room, Cimino, has been a team representative on the draft-day phones in New York each of the past four years.

A native of Dania, Fla., Cimino attended St. Thomas University in Miami, where he earned his undergraduate degree in sports administration and his master's in management.

Cimino and his wife, Holly, reside in Davie with their daughter, Christianna and their son, Christian.

Charlie Thiele

ASSISTANT EQUIPMENT MANAGER




College..Springfield College
NFL.....Tenth Season
DolphinsTenth Season

Charlie Thiele is entering his tenth season with the Dolphins, having joined the organization on a full-time basis in 1995. He first served with the club as an intern in facility operations during the 1994 season. Along with Tony Egues and Joe Cimino, Thiele assists in the day-to-day operation of the equipment room, including the ordering and issuing of all equipment for players and staff as well as inventory maintenance. He also helps coordinate the transport of equipment to and from each road site. In addition, Thiele is responsible for the Coach-to-Quarterback system and the setup of coaches' headset communications on gameday. He is a certified member of the Athletic Equipment Managers Association.

Thiele is a graduate of Springfield (Mass.) College where he earned his Bachelor of Science degree. A native of Fairfield, Connecticut, Thiele is single and resides in Plantation.

Dave Hack

VIDEO DIRECTOR



CollegeMiami (Fla.)
NFL.....31st Season
Dolphins31st Season

David Hack begins his 20th season with the Dolphins as the club's video director after having served 11 seasons as an assistant in the department. Hack and his assistant, Robert Hack, have the responsibility for providing the coaching and player personnel staffs with their

audio/visual needs. They videotape all practices and games and maintain an extensive tape and film library.

During his 30 years with the Dolphins, Hack has shot two Super Bowls and also coordinated the team's video operations on international trips to London, Berlin, Tokyo and Mexico City. He and Robert have also been selected by the NFL to shoot numerous college bowl and all star games, including the Orange Bowl, CarQuest Bowl and Senior Bowl All-Star games. In addition, Hack serves as the AFC East representative to the NFL Video Director's quality control committee.

One of the longest tenured Dolphins employees, Hack holds the distinction of being the only person to be in attendance for all of former quarterback Dan Marino's 242 regular season and 18 playoff games (other than Marino).

Hack and his wife of 29 years, Connie, reside in Pembroke Pines and have two children, Heather (25) and Brett (22).



Bob Hack is beginning his 19th season with the Dolphins after joining the team in 1986, the first year that the NFL switched from film to tape. Along with his brother, Dave, Bob is responsible for providing coaching and player personnel staffs with their audio/visual needs. They videotape all practices and games, and maintain an extensive tape library. In addition, he helps maintain the team's new digital video system used by the coaching staff and players. He currently is a member of the NFL Video Directors Committee for the IBM Media Assets Survey.

Hack's background is in electronics and still photography. His hobbies include motorcycles and amateur radio.

Bob is single and resides in Pembroke Pines.

PRONUNCIATION GUIDE

Brendon Ayanbadejo	—	eye-on-buh-DAY-joe
Brad Bedell	—	buh-DELL
Tony Bua	—	BOO-uh
William Delahoussaye	—	del-uh-WHO-say
Chris Foerster	—	FER-ster
Brendan Givan	—	guh-VAN
Mesene Louisdor	—	muh-SANE, LOUIS-door
Olindo Mare	—	oh-LIND-oh, MAR-ray
Adewale Ogunleye	—	add-uh-WALLAY, oh-GOON-lay-eh
Junior Seau	—	SAY-ow
Clint Stoerner	—	STER-ner
Patrick Surtain	—	SIR-tan
Jeff Zgonina	—	ska-KNEE-na



Dr. George Caldwell
Chief Team Physician/
Orthopedic Consultant



Dr. Dan Kanell
Team Physician/
Orthopedic Consultant



Dr. Erol Yoldas
Team Physician/
Orthopedic Consultant



Dr. Frank Finlon
Team Physician/
Internal Medicine



Dr. Gerald Kuykendall
Team Physician/
Internal Medicine



Dr. Ira Kotch, DDS
Consultant/
Sports Dentistry



Dr. Robert Davis
Consultant/
Optometry & Vision Training



Dr. James Morris
Consultant/
Optometry & Vision Training



Dr. Spencer Baron
Consultant/
Chiropractic Physician



Dr. Ken Stein
Consultant/
Radiology and Diagnostic Testing



MIAMI DOLPHINS IN THE COMMUNITY



join the team



The Miami Dolphins take great pride in playing an active role in the South Florida community. By lending support to both civic and community based charitable causes, the Dolphins are able



Zach Thomas and Jason Taylor visit members of the military during a USO Tour.



Linebacker Junior Seau is one of the most community oriented players in the NFL.

to make an impact in the lives of those who need it the most. The assistance that the Dolphins are able to provide comes from the teamwork of alumni, coaches, players, cheerleaders, T.D. (the Dolphins mascot) and front office personnel working together toward the common goals of helping those in need, and supporting the community that has always been there to support the Miami Dolphins.

MIAMI DOLPHINS FOUNDATION

The Miami Dolphins Foundation was established in 1995 as the fundraising arm of the Miami Dolphins Football Team. The Dolphins, through the Foundation, have made a commitment to the betterment of South Florida youth through a direct focus on, but not limited to, educational, health, social and community service issues.

The Miami Dolphins Foundation contributes, whenever possible, to charitable groups that are compatible with the philosophy of the Foundation. Resources for contributions are procured through various fundraising events throughout the year.



Cigna Healthcare Miami Dolphins Fishing Tournament – This eight year old event is held in memory of Scott Chait, an avid fisherman and member of the Miami Dolphins Community Relations staff. Current and former players



Rob Konrad shows off his catch at the Cigna Healthcare Miami Dolphins Fishing Tournament.



Seth McKinney gives fishing tips at the Mercury Marine Jr. Anglers Clinic.

join avid fishermen for a full day of fun and deep sea fishing with the proceeds benefiting the Miami Dolphins Foundation.

The Mercury Marine Jr. Anglers Clinic is held prior to the event with kids from the Boys and Girls Clubs of Broward.

Miami Dolphins Charity Golf Tournament Presented by Southeast Toyota and Miccosukee Tribe of Indians of Florida – The Miami Dolphins Charity Golf Tournament is held annually to benefit the Miami Dolphins Foundation. One of the recipients of the funds raised since the tournament's inception in 1998 is former Dolphins All-Pro defensive end Doug Betters, who suffered a spinal cord injury as the result of a skiing accident in his native Montana.



Former defensive end Doug Betters (right) chats with some of his former teammates prior to the golf tournament.

The tournament has grown to become a major fundraising event for the Miami Dolphins Foundation. Each year current and former players and coaches participate in the tournament, which has raised more than \$1,000,000 in its seven years of existence.

EDUCATIONAL PARTNERSHIPS

The Miami Dolphins understand that the education of our South Florida youth is of

utmost importance. It is for this reason that the Dolphins have partnered with both Broward and Miami-Dade County Public Schools on several extensive programs.

• **Student of the Week Program** – working in conjunction with Pro Player Stadium, the Miami Dolphins honor a selected student from each of the partner schools at all eight of the team's regular season home games. The students are selected by their principals and teachers for their citizenship and classroom achievements. In recognition of their accomplishments, they are presented with a plaque by Marti Huizenga, wife of Dolphins owner Wayne Huizenga, during an on-field presentation. Publix also donates a \$25 gift certificate to each Student of the Week.



Marti Huizenga, wife of team owner Wayne Huizenga, presents plaques to students from each partner school from Miami-Dade and Broward Counties.

• **Teacher of the Year Awards** – One teacher from each partner school is selected as a Teacher of the Year and is recognized for their accomplishments during a pre-game, on-field presentation.

• **Pro Player Stadium/Miami Dolphins Scholarship** – A \$1,000 scholarship is awarded annually to both a Miami Carol City High School and Miramar High School senior who demonstrates strong community service along with a solid academic performance. A \$500 honorable mention scholarship is also awarded.

DAILY BREAD FOOD BANK

The Miami Dolphins have an ongoing relationship with the Daily Bread Food Bank, an organization that provides food to the needy throughout South Florida. The Miami Dolphins team up with the Daily Bread Food Bank on the following projects:

• **Canned Food Drive** – Each year the "Make A Difference at the Holidays" canned food drive is held at a Dolphins home game prior to Thanksgiving. This year's canned food drive will take place prior to the game against the Arizona Cardinals on Sunday, November 7. Fans are encouraged to



Dol-Fans have always been generous with their contributions to the Dolphins' canned food drive.

deposit canned goods and other non-perishable food items in collection containers located at each entrance to the stadium.

• **Holiday Dinner** – Several Miami Dolphins players take time during the December holidays to serve dinner at the Broward County Partnership for the homeless, a shelter that provides assistance to families and individuals in need, thanks to food donations provided by the Daily Bread Food Bank and Publix Supermarkets.



Shawn Wooden and David Bowens serve a meal during the holidays.

• **Thanksgiving Turkey Giveaway** – The Miami Dolphins organization, along with the coaches, players and staff, contribute monetary donations to purchase turkeys for underprivileged families in South Florida. Dolphins players join volunteers from the Daily Bread Food Bank to distribute turkeys to various agencies affiliated with the Daily Bread Food Bank. Publix Supermarkets contributes an accompanying item with each turkey.



Tight end Randy McMichael and linebacker Zach Thomas distribute turkeys to feed the needy.

THE MIAMI PROJECT TO CURE PARALYSIS

The Miami Dolphins and The Miami Project to Cure Paralysis enjoy a long-term relationship in the battle to defeat paralysis caused by spinal cord injury. During the 2003 season, linebacker Zach Thomas and defensive end Jason Taylor teamed up to put a "Crunch on Paralysis" by making a donation for every sack and tackle they made.



Linebacker Zach Thomas and defensive end Jason Taylor, pictured with Marc Buoniconti, helped raise money for the Miami Project.

HOLIDAY HOSPITAL VISITS

Each year during the holiday season, Dolphins players, cheerleaders and mascot, T.D., visit area hospitals to brighten the holidays of sick children and military veterans who are not able to go home for the holidays.

While at the hospitals, the players, cheerleaders and mascot visit with the children and veterans, take pictures with them, sign autographs and give out Dolphins souvenirs to all the people they visit.



Morlon Greenwood, Olindo Mare and Rob Konrad help brighten the holidays during a visit to children in local hospitals.

TOYS FOR TOTS

Each year, at a Miami Dolphins home game in December, the team sponsors an annual toy drive for underprivileged children in the South Florida community. This season's Toys For Tots drive will take place when the Dolphins play host to the Buffalo Bills on Sunday, December 5. Dol-Fans are encouraged to drop off new, unwrapped toys at entry gates on their way into the stadium. The toys are then distributed through the United States Marine Corps to the less fortunate families in the local area.



Dolphins alumnus Kim Bokamper and Adewale Ogunleye filmed a public service announcement for the toy drive.

COMMUNITY QB AWARD

In its fifth year, the NFL Community Quarterback Award continues to recognize community and youth volunteers in each of the 32 NFL markets who demonstrate leadership, dedication and a commitment to bettering the community in which they live. Each NFL team selects ten finalists, with each finalist receiving grants of \$1,000 for their organization. Those ten finalists are then narrowed down to a winner. The winner receives a \$10,000 grant to their organization.



Shawn Wooden with the 2003 Miami Dolphins Community Quarterback winner Seraphin Bernard.

DRUG ABUSE RESISTANCE EDUCATION (D.A.R.E.) PROGRAM

Dolphins coaches and players recognize the importance of educating the youth in our local communities about the dangers associated with alcohol, drug, tobacco and domes-

tic abuse. In an effort to offer alternatives to these vices, the Miami Dolphins work closely with area police departments by providing players and coaches to speak at graduation ceremonies for students who successfully complete the D.A.R.E. program offered at their school.



Jay Williams speaks with fifth graders as part of the D.A.R.E. program.

UNITED WAY

Along with the NFL, the Miami Dolphins actively support the United Way through monetary contributions made by the coaches, players and staff. In addition, the Dolphins also work closely with the United Way of Miami-Dade, Broward and Palm Beach counties on several projects throughout the year, including filming a PSA featuring a prominent Dolphins player as a spokesman (Jason Taylor in 2003) and providing in-stadium signage and scoreboard announcements throughout the season.

Dolphins players also participate in the NFL/United Way Hometown Huddles Day, a national day of community service.



Chris Chambers helps workers at Goodwill Industries, a United Way funded agency.

MAKE-A-WISH FOUNDATION

The Make-A-Wish Foundation and the Miami Dolphins have developed a close relationship over the years in granting wishes of terminally ill children. Make-A-Wish children are given the opportunity to attend a home game and meet with coaches and players during a post-game visit.



Ricky Williams meets with a Make-A-Wish child.

CYSTIC FIBROSIS FOUNDATION

The Miami Dolphins continue to be strong supporters of the Cystic Fibrosis Foundation, which is committed to finding a cure for the most common genetic disease in children. The Dolphins work with the Cystic Fibrosis Foundation on the following projects:

*** Miami Dolphins Superbowl of Fashion** – This black-tie event features an evening of dinner and entertainment while raising much needed funds for cystic fibrosis research. The highlight of the event is a fashion show spotlighting current players as they escort their significant others to show off the latest fashions. Each year, this event raises more than \$200,000. In its 15-year history, the event has raised more than \$1,000,000 to benefit the Cystic Fibrosis Foundation.



Cornerback Patrick Surtain escorts his wife, Michelle, during the team's annual Superbowl of Fashion.

BROWARD COUNTY COURT PROGRAM

Dolphins players make routine visits to kids at the Broward County Court House in Fort Lauderdale. During their visit, the players speak with at-risk kids in the courtroom of Broward County Circuit Court Judge Howard Zeidwig. Approximately 100 kids take part in each question and answer session. The players address many topics including education, peer pressure and family.



Adewale Ogunleye, Sam Madison and Randy McMichael speak to at-risk kids in the Broward County courtroom of Judge Howard Zeidwig.

HABITAT FOR HUMANITY



Patrick Surtain and Sammy Knight help build a Habitat for Humanity home.



Ricky Williams works on a Habitat home in Overtown.

For several years the Miami Dolphins have joined with Habitat for Humanity in building homes building project for underprivileged families.

In addition to helping build the home, safety Shawn Wooden makes a monetary contribution to Habitat for Humanity for each game he plays in as part of the "Home Team."

DOLPHINS AUCTIONS

Dolphins players such as Sam Madison, Jason Taylor, Zach Thomas and Junior Seau are among the many players to lend over 400 signatures on items that are currently being auctioned off on the team's official web site to raise money for the Miami Dolphins Foundation.

In addition to the autographed memorabilia, Dol-Fans have the opportunity to bid on Dolphins game-used items and unique gameday experiences. The site is constantly updated throughout the year.



Zach Thomas signs a football to be auctioned off on the web site.

DOLPHINS IN SEASON OPENERS

In season openers, Miami is 22-15-1. The Dolphins are 14-10-1 in season openers on the road and 8-5 in season openers which have been at home. Prior to being edged by Houston, 21-20, in last year's opener, the Dolphins had won 11 straight league-openers dating back to 1992, the second-longest such streak in NFL history, trailing only the 17-game winning streak that the Dallas Cowboys compiled from 1965-81.

PERFECT AT HOME VS. NINE TEAMS

Entering 2004, there are nine NFL teams that are winless against the Dolphins during the regular season in Miami. The Dolphins are 4-0 vs. Arizona, 3-0 vs. Baltimore, 1-0 vs. Carolina, 6-0 vs. Denver, 4-0 vs. Detroit, 6-0 vs. Green Bay, 3-0 vs. New Orleans, and 4-0 vs. Washington. Jacksonville has yet to play a regular season game in Miami. Of these nine clubs, the Dolphins play host only to Arizona (November 7) in 2004.

MIAMI DOLPHINS CHEERLEADERS



The 2004 squad, selected in April, consists of the most beautiful women from around the world. In addition to the 12 states they represent (California, Florida, Georgia, Kentucky, Illinois, Massachusetts, Michigan, Mississippi, New Jersey, New York, Ohio, and Pennsylvania), their nationalities consists of 11 countries including Barbados, Bolivia, Brazil, China, Cuba, Ecuador, Mexico, Nicaragua, Panama, Peru and Ukraine.

DORIE GROGAN – Director of Cheerleaders & Event Entertainment

NICOLE MILNER – Assistant Coordinator

MARCY CROWE – Choreographer

SUZANNE BIERWIRTH – Assistant Choreographer

JULIE ESCUAGE – Junior Dancers Director

2004-05 CAPTAINS

Sandra Sotolongo	5 yrs	Danielle O'Connell	4 yrs
Adriana Souza	5 yrs	Jackie Vilarino	3 yrs

2004-05 CO-CAPTAINS

Pamela Silva	3 yrs	Alyssa Manzi	2 yrs
Maria Davila	3 yrs	Kelly Danzeisen	2 yrs

2004-05 VETERANS

Lauren Bernard	3 yrs	Shairin Kiniry	2 yrs	Brigitte Shaw	2 yrs
Lisa Fishbein	3 yrs	LauRen Merola	2 yrs	Lynesa Sweeting	2 yrs
Brandii Kiniry	2 yrs	Jackie Ordiales	2 yrs		

2004-05 ROOKIES

Jennifer Barrera
Brandi Bloomberg
Lauren Bozza
Heather Busch
Lauren DiBonifazio
Aisha El-Amin-Washington
Kristine Fraga

Nichole Genchi
Alexis Greene
Melissa Hartz
Stephanie Hautman
Christina Himmel
Brenda Lowe
Ashley McLees

Tiffany Morris
Anna Noreiga
Elizabeth Ordonez
Lacie Randall
Stephanie Rodriguez
Randi Ross
Jessica Waldman

T.D.**1****MASCOT**

Height7-0
WeightAll Mussel
CollegeAtlantis '97
AcquiredFA, 1997
NFLEighth Season
DolphinsEighth Season



The Miami Dolphins' 1997 addition might have been their biggest – literally. The club unveiled "T.D.", its new mascot, on Friday, April 18, 1997, the first "official" mascot in the history of the franchise. The 7-foot tall mascot made its public debut at the team's Draft Day Party at Pro Player Stadium on April 19, 1997. In addition, the mascot performs at every Dolphins home game.

When the mascot was first unveiled, it was without a name. The club held a "Name the Mascot" contest that drew over 13,000 entries covering all 50 states and 22 countries, with 529 different names suggested. The name "T.D." was first submitted by Sara Fernandez of Miami, and when that name was selected by the Dolphins organization, she won two tickets to Super Bowl XXXII for her winning entry, which was announced at the annual Dolphins Awards Banquet on June 4, 1997.

The club had a live dolphin, "Flipper," who was situated in a fish tank in the open end of the Orange Bowl during the team's early years, and "Dolfan Denny," who prowled the sidelines for many seasons. However, this marks the first time the club actually has an official mascot, one who participates in many of the team's programs in addition to his gameday activities.

"T.D." is available for appearances. For more information, call the Dolphins mascot hotline at (954) 577-8990.

DOLPHINS NAME

Mariners, Marauders, Mustangs, Missiles, Moons, Sharks, Suns. None of those other names suggested to the American Football League expansion franchise in 1965 could raise a fin to the runaway winner.

"Dolphins" was submitted by 622 entrants in a contest which attracted 19,843 entries and more than a thousand different names. The dozen finalists were delivered to a seven-member screening committee of local media.

The bottlenose dolphin, an intelligent creature with an irresistible built-in grin, has inspired wonder for centuries. Plutarch observed 1,900 years ago that the dolphin "is the only creature who loves man for his own sake." Every trainer will have a tale of the dolphin's cleverness and ingenuity, and scientists are fascinated by a dolphin's natural equipment which far surpasses the range of Navy sonar equipment.

"The dolphin is one of the fastest and smartest creatures of the sea," Joe Robbie said in announcing the team name on October 8, 1965. "Dolphins can attack and kill a shark or a whale. Sailors say bad luck will come to anyone who harms one of them."

Mrs. Robert Swanson of West Miami won two lifetime passes to Dolphins games with her nickname entry. The tiebreaker was picking the winner and score of the 1965 game between the University of Miami and Notre Dame. It ended in a scoreless tie.

PRO PLAYER STADIUM



PRO PLAYER STADIUM

2269 Dan Marino Boulevard, Miami, FL 33056 • (305) 623-6100

EXECUTIVE

PresidentM. Bruce Schulze
Executive SecretaryEllen Kelly

MANAGEMENT

Senior Vice PresidentBill Galante
Senior Vice President of Sales & MarketingJim Ross
Vice President of Finance & AdministrationDavid Nunes

STADIUM OPERATIONS

Senior Director of Stadium OperationsJoe Crowley
Director of Facility Booking and AccessMike Cregan
Director of Scoreboard OperationsChad Messina
Director of SecuritySam Richards
Manager of Scoreboard OperationsChris Harding
Signage SupervisorAl Riano
Staffing SupervisorRey Lopez
Events CoordinatorTammy Sigwardt
Set-up Crew LeadersTommy Bell, Ernest Fleming
Set-up CrewWhitfield Blucher, Wallace Dancy, Dennis Margolis,
Francisco Marrero

Event ManagerKatherine Soffia
SecretaryMaggie Deeb

FINANCE AND HUMAN RESOURCES

Director of FinancePhillip Reitz
Director of Human ResourcesYolanda Barreto
Senior Staff AccountantsCarole Gans, Ansel Gardiner
Staff AccountantDawn Grace
Payroll CoordinatorFabiana DeCicco
Human Resources GeneralistDonna Kolman
Business Information Systems ManagerPatrick Magana
SecretaryShavoyne Urbanczyk

GROUND, ENGINEERING AND HOUSEKEEPING

Senior Director of Ground, Engineering and HousekeepingAlan Sigwardt
Chief Engineer and Director of SafetyFrank Everton

Director of Field Operations	Rick Wright
Assistant Head Groundskeeper	Eric Williams
Assistant Chief Engineer	Rick Schaffer
Lead Engineer/Electrician	Danny Mareus
Carpenter	Nat Bruno
Mechanic	Ivan Capeles
Maintenance Workers	Ron Reely, Tony Rodriguez, Joanel Celestin
HVAC Mechanic	Tom Duncan
HVAC Refrigeration Assistant	Humberto Chacon
Plumber	Dwight Johnson
Lead Painter	Gerard Garrehy
Assistant Painter	John Hagan
Assistant Manager, Housekeeping	Jimmy Moore
Front Office Custodians	Linda Mobley, Wanda Palmer, Linda Louis-Jean Derrick Brookens, Terry Williams Harry Vaughn
Tarp Crew Supervisor	Tom Wilson
Grounds Crew Leader	Ken Schilling
Grounds Crew	Michael Fields, K.C. Kyle
Secretary	Susan Candelaria

GUEST SERVICES AND COMMUNITY RELATIONS

Senior Director of Guest Services and Community Relations	G. Eric Knowles
Community Relations Coordinator	Rhonda Heard
Assistant Manager of Guest Services	Gwen McCormick
Receptionists	Margie Martinez, Patricia McFarlane

TICKET OPERATIONS AND CLUB LEVEL SERVICES

Senior Director of Ticket Operations	Andy Major
Director of Ticket Operations	Greg Menzel
Director of Club Level Services	David Saifman
Manager of Ticket Operations	Arturo Ramos
Manager of Ticket Services	Brett Annis
Ticket Representatives	Allen Meyers, Corey Benning, Paul Rivas, Amber Schooley
Club Level Representatives	Brea Conaboy, Carmen White, Joseph Lawrence

SALES & MARKETING

Senior Director-Business Development and Marketing Partnerships	Jim Frevola
Senior Director-Premium Seating	Richard Lassiter
Director of Customer Service	Scott Baynes
Director of Season and Group Ticket Sales	Steve Brauner
Director of Club Level Sales	Chris Gallagher
Director of Marketing and Fan Development	Jeremy Gerson
Senior Manager of Marketing Partnerships	Michael Mossholder
Manager of Marketing and Partnerships	Robert Parker
Manager of Client Services	John Penhollow
Marketing Partnerships Coordinator	Danielle Sergeant
Sales and Marketing Representative	Frances Martinez
Account Managers, Premium Seating	Jarett Grushka, Marcus Madlock, Triana Tigerino
Account Manager, Season Tickets	Alissa Bavli
Account Manager, Group Tickets	Mackie Feierstein
Secretary	Kelly Nieves

PRO PLAYER STADIUM

Pro Player Stadium, South Florida's home to the Miami Dolphins and Florida Marlins, is in its 18th season as the premier sports and entertainment facility in the country. This state-of-the-art open-air complex hosted its first football game in August, 1987, its first regular season Major League baseball game in April, 1993 and stages world class events throughout the calendar year. Pro Player Stadium is one of only three facilities in the country to host NFL football and Major League Baseball in the same venue.

HISTORY

Now in its 18th year of operation, the 75,000 seat, state-of-the-art, open-air facility, originally called Dolphin Stadium, was the first of its kind to be constructed entirely with private funds, costing 115 million dollars when it was completed in 1987. The late Joe Robbie led the financing campaign to build "Joe Robbie Stadium" for the Miami Dolphins of the NFL. JRS revolutionized the economics of professional sports when it opened that year. Inclusion of a Club Level, along with

Executive Suites, helped to finance the construction of the stadium. Season ticket holders committed to long term agreements and in return they received first-class amenities in a state-of-the-art facility which is still used as a model for new facilities across the country.

On March 7, 1990, H. Wayne Huizenga, then Chairman of the Board and Chief Executive Officer of Blockbuster Video and Huizenga Holdings Inc., agreed to purchase fifty percent of Joe Robbie Stadium and became the point man in the drive to bring Major League Baseball to South Florida. That effort was rewarded in July of 1991, when South Florida was awarded a National League expansion franchise. On January 24, 1994, Mr. Huizenga acquired the remaining fifty percent of the stadium to give him 100% ownership. Since 1991, over 80 million dollars have been spent to upgrade and renovate the stadium. The improvement and revitalization of the building under Huizenga allowed the stadium to remain the finest sports and entertainment facility in the United States.

On August 26, 1996, Pro Player, the sports apparel division of Fruit of the Loom, sponsored the renaming of Joe Robbie Stadium as Pro Player Stadium. They became the first sports marketing and products company to entitle a stadium or arena.

The first football game in Joe Robbie Stadium was held on August 16, 1987, when the Miami Dolphins met the Chicago Bears in a preseason battle. The game also marked the 22nd anniversary of the Dolphins franchise. The stadium hosted the National Football League's premier game, Super Bowl XXIII, on January 22, 1989. It marked the return of the Super Bowl to South Florida after a ten year absence. A second Super Bowl was hosted when Super Bowl XXIX was played in the facility on January 29, 1995, and the Super Bowl returned to Pro Player Stadium on January 31, 1999, when the facility hosted Super Bowl XXXIII.

Major League Baseball officially began in South Florida in the spring of 1993 as the Florida Marlins opened their inaugural campaign as a National League team. On April 5, 1993, the "new" look of Pro Player Stadium as a baseball facility was unveiled to the public for the first time as the Florida Marlins hosted the Los Angeles Dodgers. The Marlins began their existence by finishing the first day in first place with a 6-3 win over the Dodgers.

In 1997, Pro Player Stadium hosted four World Series games between the Marlins and the Cleveland Indians, including Game One on Oct. 18, 1997, the first Series game ever played at the stadium, and Game Seven on October 26, 1997, which the Marlins won, 3-2 in 11 innings, to capture their first World Championship.

Before the arrival of the Marlins, the stadium had played host to thirteen spring training games that attracted 370,000 fans and paved the way for baseball in South Florida.

Behind the scenes, Pro Player Stadium underwent renovations to accommodate Major League Baseball and the Florida Marlins. The conversion included the installation of retractable seating on the north side of the stadium, the construction of the baseball press box in the southwest corner of the facility, the building of the baseball dugouts, the addition of 660 new lights for suitable night play and the installation of a hydraulic disappearing pitcher's mound. The stadium also features a synthetic warning track designed to absorb water. At the time, the only other facility to feature this type of track was Oriole Park at Camden Yards, home of the Baltimore Orioles. The renovation also included the construction of the Florida Marlins clubhouse and other amenities to accommodate baseball at Pro Player Stadium.

On the field, Pro Player Stadium is equipped with a Prescription Athletic Turf (PAT) system which provides draining for its natural grass, and during February and March of 1995, the old PAT system was removed, and a new advanced mechanical drainage system was installed. At a cost of one million dollars, the new system provides three times the drainage capacity of the old system and ensures a firm dry playing surface within half an hour's time after as much as a three inch per hour rain fall.

LOCATION

The stadium is located at 2269 Dan Marino Boulevard in Miami, only one mile south of the Dade-Broward County Line. The 160 acre site stands midway between downtown Miami (16 miles) and downtown Fort Lauderdale (18 miles).

WORLD CLASS EVENTS

Pro Player Stadium displays its versatility every year by hosting a wide variety of events. Along with Miami Dolphins football and Florida Marlins baseball, college football takes the field with the FedEx Orange Bowl (which played host to the national championship game in 1998 and 2001 and will do so again in 2004). Super Bowl XXXIII was held at Pro Player Stadium on January 31, 1999, while it also is slated to host Super Bowl XLI following the 2006 season. Major League Baseball's premier event, the World Series, was played at Pro Player Stadium in 1997 and 2003.

Pro Player Stadium has also played host to numerous concerts, featuring entertainers such as Pink Floyd, Elton John/Billy Joel, the Rolling Stones, Chicago, Genesis, Gloria Estefan,

Guns & Roses, The Who, Hall & Oates, Rod Stewart, Paul McCartney, New Kids on the Block, the Three Tenors World Tour, U2 and 'N Sync.

Other events held in the past at Pro Player Stadium include international soccer games featuring the United States World Cup Team, high school football, Monster Truck Shows, and numerous trade shows.

EXECUTIVE SUITES

Pro Player Stadium's 183 suites offer luxury and comfort in the ultimate setting to watch any event. The ten, twelve, sixteen, twenty four and thirty two seat suites have been completely renovated and offer DirecTV access, multi-feed sound systems, refrigerators, ice-makers and private telephone services. Uniformed Suite Captains provide personal service in each suite during the events. Distinctive Gourmet, a Boston Concessions division, caters the suites with a delectable, wide-variety of food and beverages from which to choose.

CLUB LEVEL SEATING

Located on the second level, the 10,200 club level seats provide exceptional luxury with the most space and leg room available in the stadium, featuring seats 21" wide (compared to the 19" wide general seating). The Club Seats lead to air-conditioned lounges with full-service bars and concession areas. The protective overhang, along with wait-staff service, also are unique elements of the club level.

HALL OF CHAMPIONS

Pro Player Stadium was proud to introduce the new Hall of Champions during the 1997 Miami Dolphins season. Located in the east endzone area of the Club Level, the Hall of Champions allows groups of 50 to 270 to experience a Miami Dolphins football or Florida Marlins baseball game in style. In addition to club level amenities and entertainment, the Hall of Champions offers interior and exterior seating, a full bar with bartender, a private elevator and many other exclusive privileges.

DINING

Full service concession facilities, managed by Boston Concessions, are available on all levels and include Pizza Hut and Carvel Ice Cream and Yogurt. The stadium was recently recognized by Sports Illustrated for the high quality of its food and beverage service.

VISIONS FOR THE FUTURE

Pro Player Stadium will continue to enhance the fan experience by its commitment to capital improvements. These continuing upgrades and renovations will heighten the guest experience by providing increased comfort, new amenities and better service.

STADIUM FACTS

Stadium Address	2269 Dan Marino Boulevard Miami, FL 33056
Stadium Telephone	(305) 623-6100
Relative Location	16 miles northwest of downtown Miami 18 miles southwest of Fort Lauderdale 14 miles north of Orange Bowl 3/4 mile south of Calder Race Track 1 mile south of Dade-Broward county line on N.W. 27th Ave.
Opening Date	August 16, 1987 Chicago Bears 10, Miami Dolphins 3
Project Cost	\$115 million
Method of Financing	Private, through lease of executive suites and club seats
Club Seats	originally sold on 10-year leases
Executive Suites	originally sold on 10-year leases
Project Site Area	160 acres
Design Team	
Architect	HOK Sports Facilities Group (Kansas City, MS)
Construction Manager	Huber, Hunt and Nichols, Inc. (Indianapolis, IN)
Construction Consultant	George A. Fuller Company (New York, NY)
Structural Engineer	Bliss & Nyitray, Inc. (Miami, FL)
Civil Engineer	Keith and Schnars, P.A. (Fort Lauderdale, FL)
Mechanical, Electrical	Blum Consulting Engineers, Inc. (Dallas, TX)
Acoustical Consultant	The Joiner-Rose Group, Inc. (Dallas, TX)
Food Service Consultant	Cini-Little Associates, Inc. (Miami, FL)

Football/Soccer Seating Capacity	75,540
General Seating (19" chairback with armrest)	
Lower Deck	27,397
Upper Deck	34,736
Club Seats (21" chairback with armrest)	10,209
183 Executive Suites (10, 12, 16 and 24 seats)	3,198
Disabled Seating	300
Full-Time Use For Baseball	
Seating Capacity	36,331
Playing Field Dimensions	
Left Field Line	330 feet
Center Field Line	434 feet
Right Field Line	345 feet
First Baseball Game	March 11, 1988
	Los Angeles Dodgers 10, Baltimore Orioles 8
First Soccer Game	March 4, 1988
	U.S. National team 2, Millonarios (Colombia) 1
First Concert	July 3, 1988
	Rod Stewart, Hall and Oates and Chicago
First Super Bowl	January 22, 1989
	San Francisco 49ers 20, Cincinnati Bengals 16
First Blockbuster Bowl	December 29, 1990
(Micron P.C. Bowl)	Florida State 24, Penn State 17
First FedEx Orange Bowl	December 31, 1996
	Nebraska 41, Virginia Tech 21
First World Series	October 18, 1997
	Florida Marlins 7, Cleveland Indians 4
Press Boxes	
Working Press Seats	150
Radio/TV Booths	10
Stadium Access	
Gates	8
Ramps	(25 feet wide, 2 each corner) 8
Escalators	(2 each corner) 8
Elevators	13
	(7 club level, 2 service/emergency, 2 press, 1 office, 1 freight)
Parking	
On-Site (140 acres)	24,137 cars
	171 buses, 90 RVs, 85 limousines, 1 helipad
Building	
Overall Size	648 feet x 736 feet
Height	188 feet (150-foot building, 38-foot lights)
Prescription Athletic Turf	128,000 square feet
Materials	3 acres of sod for playing field
	55,000 cubic yards of concrete
	6,000 tons of reinforcing steel
	5 miles of drain pipe
	500,000 yards of excavation material
	140 miles of electrical wire
	3,300 pieces of precast concrete
	25,000 square yards of carpet
Concessionaires and Novelties	Boston Concessions, Cambridge, MA
Facilities	
Concession Stands	43 stands, 264 service lines
	1 TV monitor per stand
Restrooms	40 men, 40 women
Locker Rooms	(60 lockers in each) 4
Playing Field	
Surface	Prescription Athletic Turf (Natural Grass)
Drainage	Firm Playing Surface Within 30 Minutes of a 3" Per Hour Rain
Scoreboards	
Main (East End Zone)	56 feet high x 142 feet long
Auxiliary (West End Zone)	54 feet high x 104 feet long

Color Video Screens (West).....	27 feet high x 36 feet long
Sony JumboTRON (East).....	32 feet high x 42 feet long
Baseball Scoreboard.....	16 feet high x 224 feet long
Lighting For Playing Field	1,050 Metal Halide
	Instant Restrike Light Fixtures
	150+ foot candles at playing field

STADIUM HISTORY

- Mar. 5, 1976 – Consultants are hired to do feasibility study for South Florida stadium.
- July 21, 1976 – Preliminary plan for 70,000-seat stadium is unveiled.
- Nov. 15, 1977– Miami voters reject \$15 million bond issue for Orange Bowl renovations.
- May 22, 1978– Committee estimates to Dade County a cost of \$40 million to build a new Orange Bowl next to the old one with financing coming from a resort tax and ticket surcharge.
- Feb. 19, 1979– County attorney rules resort tax money cannot be used to build a new Orange Bowl.
- March, 1979 – National Football League rejects Miami as a Super Bowl site until stadium situation is rectified.
- Dec. 22, 1981– Dolphins owner Joe Robbie reveals that he is negotiating to develop privately a stadium at Lake Lucerne in north Dade County.
- Nov. 2, 1981 – Voters in Dade and Broward counties overwhelmingly defeat a sales tax increase which would go toward building a new stadium.
- Dec. 14, 1983– City of Miami voters reject sales tax increase to renovate the Orange Bowl.
- Mar. 5, 1984 – Dolphins owner Joe Robbie announces plans to build a new multi-purpose stadium in north Dade County at the team's annual awards banquet.
- Mar. 13, 1984– City of Miami voters reject raising taxes to pay for \$55 million bond issue to repair the Orange Bowl.
- May 10, 1984– Dolphins owner Joe Robbie begins campaign to market Dolphin Stadium executive suites and club seats.
- July 3, 1984 – Metro Commission accepts 160 acres donated by Emil and Lawrence Morton at Lake Lucerne, then leases it to Dolphin Stadium Corporation for 99 years.
- Dec. 6, 1984 – Metro commissioners unanimously agree to let Dolphins owner Joe Robbie sell \$85 million in tax exempt bonds to finance his stadium project.
- Jan. 8, 1985 – Dolphins owner Joe Robbie announces that he is ready to spend two million dollars for stadium blueprints and engineering studies.
- Mar. 14, 1985– At the NFL meetings in Phoenix, Dolphin Stadium is named as the host site for Super Bowl XXIII (1989).
- July 22, 1985 – Clearing of stadium site begins.
- Sept. 9, 1985 – South Florida Regional Planning Council recommends approval of proposed Dolphin Center.
- Sept. 26, 1985– Metro Commission approves development order and zoning request of Dolphin Center.
- Dec. 1, 1985 – Groundbreaking ceremonies for Dolphin Stadium take place.
- Dec. 19, 1985– Foundation permit is issued to Dolphin Stadium Corporation by Dade County.
- Dec. 26, 1985– First concrete is poured at stadium site.
- Dec. 31, 1985– Dolphins owner Joe Robbie obtains construction loan and is granted permanent financing for the new stadium.
- June 3, 1986 – Dolphins owner Joe Robbie plants a ceremonial 30-foot Royal Palm tree to begin a million-dollar beautification project for neighborhoods near Dolphin Stadium.
- Aug. 27, 1986– Topping Out Ceremonies take place at Dolphin Stadium as highest point of construction is reached.
- Feb. 3, 1987 – Metro Commission unanimously passes a resolution recommending that Dolphin Stadium be named after its builder, Joe Robbie.
- April 30, 1987– Tim Robbie, designated spokesman for the Robbie children, announces that Dolphin Stadium has been renamed "Joe Robbie Stadium."
- Aug. 2, 1987 – An estimated 40,000 people attend Family Day at Joe Robbie Stadium, the general public's first opportunity to see the new facility.
- Aug. 16, 1987– The Miami Dolphins play host to the Chicago Bears in the first game ever played in Joe Robbie Stadium. The Bears put a damper on the festive evening with a 10-3 preseason victory in front of 63,451 fans. The date also marks the 22nd anniversary of the Dolphins franchise.
- Oct. 11, 1987 – The Dolphins' "replacement" team records a 42-0 shutout win over the Kansas City Chiefs in the first regular-season game at JRS.

- Mar. 4, 1988 – The first soccer game ever played at JRS takes place as part of the Marlboro Soccer Cup of Miami. The U.S. National team defeats Millonarios of Colombia, 2-1, in the match before 14,877 fans.
- Mar. 11, 1988 – The first baseball game ever played at JRS takes place in front of 24,247 spectators, then the largest crowd ever to see a major-league game in the state of Florida. The Los Angeles Dodgers defeat the host Baltimore Orioles, 10-8, in the exhibition contest. The following night, the Montreal Expos beat the Orioles, 9-3, with 17,830 in attendance. Seven home runs are hit each night as a temporary 30-foot wall in left field compensates for a distance of 272 feet down the foul line.
- April 16, 1988 – A technical inspection team from FIFA, soccer's international governing body, visits JRS as part of the United States' bid to host the 1994 World Cup.
- July 3, 1988 – The first concert ever held at JRS takes place. "Happy Birthday America '88" features performances by Rod Stewart, Hall and Oates and Chicago.
- Jan. 22, 1989 – The first Super Bowl ever held at JRS takes place. The game marks the first-time since Super Bowl XIII (January 21, 1979) that the NFL's Championship game is played in Miami. The San Francisco 49ers defeat the Cincinnati Bengals, 20-16.
- Mar. 7, 1990 – H. Wayne Huizenga, Chairman of the Board and Chief Executive Officer of Blockbuster Video and Huizenga Holdings, Inc., agrees to purchase fifty percent (50%) of Robbie Stadium Corporation (the parent company of Joe Robbie Stadium), as well as a fifteen percent (15%) limited partnership interest in the Miami Dolphins.
- April 14 & 15, 1990 – Nearly 100,000 people pack the stands in Joe Robbie Stadium over a two-day period to see former Beatle Paul McCartney perform live in concert.
- April 17, 1990 – The Blockbuster Bowl, college football's newest post-season bowl game, is officially certified by the NCAA. The bowl is scheduled to kickoff its inaugural matchup on December 29, 1990, at Joe Robbie Stadium.
- Dec. 29, 1990 – The Florida State Seminoles defeat the Penn State Nittany Lions, 24-17, in the inaugural Blockbuster Bowl at JRS before a capacity crowd of 74,021.
- Jan. 5, 1991 – Dolphins host the Kansas City Chiefs in the first NFL playoff game ever played in JRS. The Dolphins come back to defeat the Chiefs, 17-16.
- Jan. 28, 1991 – Seats are removed on the north side of JRS to begin renovating for baseball.
- March 26, 1991 – H. Wayne Huizenga and the Robbie family jointly purchase 42 acres adjacent to JRS. In addition, Huizenga purchases two additional lots, totaling 65 acres. The lots were purchased from the estates of Emil and Lawrence Morton.
- March 30, 1991 – The New York Yankees and the Baltimore Orioles play an exhibition game before 67,654 fans at Joe Robbie Stadium – the largest crowd ever to watch a baseball game in a non-Major League city. The Yankee-Oriole game the following day draws 57,359, giving the two-game series at JRS a total attendance figure of 125,013.
- May 23, 1991 – At the NFL meetings in Minneapolis, Joe Robbie Stadium is selected as the host site for Super Bowl XXIX, to be played on January 29, 1995.
- June 10, 1991 – The National League expansion committee recommends South Florida (Joe Robbie Stadium) and Denver to Major League Baseball's ownership committee as the two sites for National League expansion. The two teams will begin play in 1993.
- July 18, 1991 – Major League Baseball officially awards South Florida a National League expansion franchise, the Florida Marlins, who will begin play in 1993 at JRS.
- Jan. 25, 1992 – The U.S. World Cup soccer team faces the Soviet National Team (C.I.S.) before a South Florida record soccer crowd of 30,386.
- Jan. 17, 1993 – The Dolphins host the Buffalo Bills in the first AFC Championship Game ever played at JRS. The Bills defeat the Dolphins 29-10 and advance to Super Bowl XXVII.
- April 5, 1993 – In the first regular season baseball game ever played at JRS, the Florida Marlins win their inaugural game, defeating the Los Angeles Dodgers, 6-3.
- Jan. 24, 1994 – H. Wayne Huizenga acquires remaining 50% of Joe Robbie Stadium and the additional 85% of the Miami Dolphins, leaving him with 100-percent ownership of both the stadium and Dolphins.
- Jan. 25, 1995 – The second Super Bowl game held at JRS takes place. In Super Bowl XXIX, the San Francisco 49ers defeat the San Diego Chargers, 49-26.
- May 11, 1996 – Al Leiter of the Marlins pitches the first no-hitter in JRS history, shutting out the Colorado Rockies, 11-0.
- Aug. 26, 1996 – Pro Player, the sports apparel division of Fruit of the Loom, sponsors the renaming of Joe Robbie Stadium to Pro Player Stadium for \$20 million over a 10-

year period.

- Oct. 31, 1996 – At the NFL meetings in New Orleans, Pro Player Stadium is selected as the host site for Super Bowl XXXIII, to be played on January 31, 1999.
- Dec. 31, 1996 – The Nebraska Cornhuskers defeat the Virginia Tech Hokies, 41-21, in the first FedEx Orange Bowl played at Pro Player Stadium.
- March 8, 1997 – Pro Player Stadium plays host to the Three Tenors concert (Luciano Pavarotti, Plácido Domingo, José Carreras).
- Oct. 18, 1997 – Pro Player Stadium hosts its first ever World Series game, as the Florida Marlins defeat the Cleveland Indians, 7-4, in Game One.
- Oct. 25, 1997 – The Pro Player Stadium crowd of 67,498 to watch the Marlins defeat the Indians in Game Six is the largest to see a World Series game since 1954.
- Oct. 26, 1997 – Edgar Rentería's single in the bottom of the 11th inning of Game Seven of the World Series drives in Craig Counsell to give the Marlins a 3-2 win and the World Championship.
- Jan. 31, 1999 – The third Super Bowl game held at Pro Player Stadium takes place. In Super Bowl XXXIII, the Denver Broncos defeat the Atlanta Falcons, 34-19.
- Jan. 3, 2001 – The Oklahoma Sooners defeat the Florida State Seminoles, 13-2, in the FedEx Orange Bowl to win the National Championship.
- Aug. 2, 2001 – Pro Player Stadium plays host to the 'N Sync concert.
- Oct 21, 2003 – Pro Player Stadium hosts its second World Series as 65,731 fans file in to watch the New York Yankees defeat the Florida Marlins, 6-1, in Game 3 of the Fall Classic. Marlins rebound to win their second world title in six games.

STADIUM "FIRSTS"

FOOTBALL

PRESEASON GAME: 8/16/87 – Chicago 10, Dolphins 3

REGULAR-SEASON GAME: 10/11/87 – Dolphins 42, Kansas City 0

DOLPHIN PLAYOFF GAME: 1/5/91 – Dolphins 17, Kansas City 16

AFC CHAMPIONSHIP GAME: 1/17/93 – Buffalo 29, Dolphins 10

SUPER BOWL: 1/22/89 – San Francisco 49ers 20, Cincinnati Bengals 16

COLLEGE BOWL GAME: 12/29/90 – Florida State 24, Penn State 17 (Blockbuster Bowl)

DOLPHIN WIN: 10/11/87 – Dolphins 42, Kansas City 0

DOLPHIN LOSS: 10/25/87 – Buffalo 34, Dolphins 31 (OT)

DOLPHIN SHUTOUT: 10/11/87 – Dolphins 42, Kansas City 0

SHUTOUT, OPPONENT: 7/26/91 – Chicago 6, Dolphins 0 (preseason)

OVERTIME GAME: 10/25/87 – Buffalo 34, Dolphins 31

PLAYER TO VISIT PPS WITH TWO DIFFERENT TEAMS: Doug Flutie (Chicago, 8/16/87 and New England, 12/28/87)

REGULAR-SEASON GAMES

NATIONAL ANTHEM, PERFORMANCE: Thomas Brown, III vs. Kansas City, 10/11/87 (played trumpet)

NATIONAL ANTHEM, SINGING: Pete Harris vs. Buffalo, 10/25/87

COIN TOSS: vs. Kansas City, 10/11/87 (won by Chiefs)

DOLPHIN CAPTAINS: Kyle Mackey, Tim Pidgeon, Demetrious Johnson

KICKOFF: Willie Beecher (Dolphins) vs. Kansas City, 10/11/87 (to 2-yard line)

KICKOFF RETURN: Kevin Wyatt of Kansas City, 10/11/87 (21 yards)

DOLPHIN KICKOFF RETURN: Pete Roth vs. Kansas City, 10/11/87 (23 yards)

TACKLE, ON KICKOFF: Scott Nicolas (Dolphins) vs. Kansas City, 10/11/87 (of Kevin Wyatt)

KICKOFF RETURNED FOR TD: Stanford Jennings (Cincinnati) vs. San Francisco (SB XXIII), 1/22/89

PUNT: Kelly Goodburn of Kansas City, 10/11/87 (47 yards)

DOLPHIN PUNT: Stacy Gore vs. Kansas City, 10/11/87 (35 yards)

PUNT RETURN: Mike Caterbone (Dolphins) vs. Kansas City, 10/11/87 (15 yards)

PUNT RETURNED FOR TD: O.J. McDuffie (Dolphins) vs. Indianapolis, 10/24/93

BLOCKED PUNT: William Judson (Dolphins) vs. Green Bay, 9/18/88

PENALTY: On Dolphins vs. Kansas City, 10/11/87 (illegal formation)

FIELD GOAL ATTEMPT: Willie Beecher (Dolphins) vs. Kansas City, 10/11/87 (missed from 49 yards)

FIELD GOAL: Scott Norwood of Buffalo, 10/25/87 (41 yards)

DOLPHIN FIELD GOAL: Fuad Reveiz vs. Buffalo, 10/25/87 (46 yards)

TURNOVER: Alex Espinosa of Kansas City intercepted by Liffort Hobley of Dolphins, 10/11/87

DOLPHIN TURNOVER: Lawrence Sampleton fumbles (recovered by James Harrell) vs. Kansas City, 10/11/87

FUMBLE: Blaine Smith of Kansas City, 10/11/87 (own recovery)

DOLPHIN FUMBLE: Lawrence Sampleton vs. Kansas City, 10/11/87 (recovered by Chiefs' James Harrell)

FORCED FUMBLE: Mike Lambrecht (Dolphins) vs. Kansas City, 10/11/87 (on Chris Smith)

FUMBLE LOST: Chris Smith of Kansas City, 10/11/87 (recovered by Liffort Hobley)

FUMBLE RECOVERY: Blaine Smith of Kansas City 10/11/87 (his own)

FUMBLE RETURNED FOR TD: Liffort Hobley (Dolphins) vs. Kansas City, 10/11/87 (55 yards)

INTERCEPTION: Liffort Hobley (Dolphins) vs. Kansas City, 10/11/87 (of Alex Espinosa)
INTERCEPTION RETURNED FOR TD: Donnie Shell of Steelers, 11/1/87 (50 ards)
SCORING PLAY: Rickey Isom (Dolphins) vs. Kansas City, 10/11/87 (6-yard TD run)
SCORING PLAY, OPPONENT: Scott Norwood of Buffalo, 10/25/87 (41-yard FG)
TOUCHDOWN: Rickey Isom (Dolphins) vs. Kansas City, 10/11/87 (6-yard run)
RUSHING TOUCHDOWN: Rickey Isom (Dolphins) vs. Kansas City, 10/11/87 (6 yards)
RUSHING TOUCHDOWN, OPPONENT: Robb Riddick of Buffalo, 10/25/87 (1 yard)
PASSING TOUCHDOWN: Dan Marino to Mark Duper (Dolphins) vs. Buffalo, 10/25/87 (5 yards)
PASSING TOUCHDOWN, OPPONENT: Jim Kelly to Chris Burkett (Buffalo), 10/25/87 (14 yards)
DEFENSIVE TOUCHDOWN: Liffort Hobley (Dolphins) vs. Kansas City, 10/11/87 (55-yard fumble return)
DEFENSIVE TOUCHDOWN, OPPONENT: Donnie Shell of Steelers, 11/1/87 (50-yard interception return)
SPECIAL TEAMS TOUCHDOWN: Marc Logan (Dolphins) vs. Buffalo, 9/10/89 (blocked punt recovery)
SCORING DRIVE: By Miami (7 plays, 54 yards in 3:28) vs. Kansas City, 10/11/87
PAT: Willie Beecher (Dolphins) vs. Kansas City, 10/11/87 (Good)
MISSED PAT: Fuad Reveiz (Dolphins) vs. Washington, 12/20/87
FIRST DOWN: Robert Parker of Kansas City, 10/11/87 (1-yard run)
DOLPHIN FIRST DOWN: Dameon Reilly (Dolphins) vs. Kansas City, 10/11/87 (16-yard pass from Kyle Mackey)
THIRD-DOWN CONVERSION: By Kansas City, 10/11/87 (Robert Parker 1-yard run)
DOLPHIN THIRD-DOWN CONVERSION: vs. Kansas City, 10/11/87 (16-yard pass from Kyle Mackey to Dameon Reilly)
FOURTH-DOWN CONVERSION: By Dolphins vs. Buffalo, 10/25/87 (17-yard pass from Dan Marino to Mark Duper)
TACKLE: Mike Lambrecht (Dolphins) vs. Kansas City, 10/11/87 (of Robert Parker)
TACKLE, OPPONENT: Chris Lindstrom of Kansas City, 10/11/87 (of John Tagliaferri)
QB SACK: Ike Readon (Dolphins) vs. Kansas City, 10/11/87 (of Matt Stevens)
QB SACK, OPPONENT: Bruce Smith of Buffalo, 10/25/87 (of Dan Marino)
RUSHING ATTEMPT: Robert Parker of Kansas City, 10/11/87 (2 yards)
DOLPHIN RUSHING ATTEMPT: John Tagliaferri vs. Kansas City, 10/11/87 (2 yards)
PASSING ATTEMPT: Matt Stevens of Kansas City, 10/11/87 (incomplete, intended for David Montagne)
DOLPHIN PASSING ATTEMPT: Kyle Mackey vs. Kansas City, 10/11/87 (incomplete, intended for Eddie Chavis)
PASS COMPLETION: Matt Stevens to John Trahan (Kansas City), 10/11/87 (5 yards)
DOLPHIN PASS COMPLETION: Kyle Mackey to Mark Konecny vs. Kansas City, 10/11/87 (10 yards)
TIMEOUT: By Dolphins vs. Kansas City, 10/11/87 (2:23 of 2nd quarter)
INJURY: Kevin Wyatt of Kansas City, 10/11/87 (ankle)

BASEBALL

EXHIBITION GAME: March 11, 1988, Los Angeles Dodgers 10, Baltimore Orioles 8

REGULAR SEASON GAMES:

GAME: April 5, 1993, Florida Marlins 6, Los Angeles Dodgers 3
CEREMONIAL FIRST PITCH: New York Yankee great Joe DiMaggio
PITCH: Charlie Hough (Marlins) a called strike to Jose Offerman (Dodgers), 4/5/93
HIT: Bret Barberie (Marlins) first inning single to left field off Orel Hershisier (Dodgers), 4/5/93
DOUBLE: Eric Davis (Dodgers) second inning, 4/5/93
TRIPLE: Walt Weiss (Marlins), second inning, 4/5/93
HOME RUN: Tim Wallach (Dodgers), sixth inning solo home run over left field wall, 4/5/93
RUN: Benito Santiago (Marlins), second inning, 4/5/93
RBI: Walt Weiss (Marlins), second inning, 4/5/93
STOLEN BASE: Jeff Conine (Marlins), eighth inning 4/5/93
STRIKEOUT: Jose Offerman (Dodgers) goes down looking to Charlie Hough in first inning, 4/5/93
WALK: Eric Karros (Dodgers), second inning off Charlie Hough, 4/5/93
ERROR: Jody Reed (Dodgers), muffs first inning ground ball hit by Scott Pose, 4/5/93
WINNING PITCHER: Charlie Hough (Marlins), 4/5/93
LOSING PITCHER: Orel Hershisier (Dodgers), 4/5/93
SAVE: Bryan Harvey (Marlins), 4/5/93
NO-HITTER: Al Leiter (Marlins), 5/11/96

WORLD SERIES: October 18, 1997, Florida Marlins 7, Cleveland Indians 4

SOCCER

(all 3/4/88, U.S. vs. Millonarios)

GAME: 3/4/88— U.S. National team 2, Millonarios (Colombia) 1
GOAL: Jorge Raigoza (Millonarios) at 55:44
ASSIST: Ruben Dario Hernandez (Millonarios)
GAME-WINNING GOAL: Bruce Murray (U.S.), at 78:34
PENALTY KICK: Tab Ramos (U.S.), saved by Ruben Cousillas of Millonarios

PARKING MAP



HOME OF THE MIAMI DOLPHINS
AND FLORIDA MARLINS

PRO PLAYER STADIUM DOLPHINS PARKING



DOLPHINS TRAINING FACILITY



On July 11, 1993, the Miami Dolphins officially moved into their brand new training facility at Nova-Southeastern University in Davie, Florida, from their long-time base at St. Thomas University.

The ten million dollar state-of-the-art facility covers 93,452 square feet and incorporates the latest technology and advances that were utilized in the design of other NFL training facilities.

The Dolphins' training center not only houses the team's football operation personnel and the club's administrative staff, but it also serves as the site of the club's preseason training camp and all off-season conditioning programs as well.

The facility includes a large locker room area, sauna and steam rooms, a therapy swimming pool, a cold plunge pool, whirlpools, and one of the largest weight training rooms in the NFL.

In addition to the physical training needs, modern support facilities also were constructed. Those include lounges, conference rooms, equipment rooms, laundry areas, video editing labs, an auditorium that functions as a site for major press conferences as well as for full team and staff meetings, a dance studio for the team's cheerleaders, and the Dolphins Pro Shop, which sells official team merchandise.

Administrative offices, located on the second floor, include the head coaches' office with an adjacent conference room overlooking the practice fields. Offensive and defensive coaches' offices flank these areas. Other office space exists for personnel and administrative staff members.

At the rear of the facility are two full-sized grass football fields, which were constructed utilizing the Prescription Athletic Turf (PAT) system that also is used for the field at Pro Player Stadium. That system incorporates underground pipes and electronic pumps to remove water from the fields when natural drainage is not adequate.

With a primary emphasis to design the complex in a "fan-friendly" manner, a bleacher structure adjacent to the fields was constructed, utilizing elements of Pro Player Stadium itself. When the stadium was revised to accommodate baseball, large sections of seats from the stadium were removed. Those sections were relocated to the Nova facility as part of the new complex. As a result, the bleacher facility at Nova can accommodate 2,500 spectators, including 600 in chair-back seats, for open practice sessions and other special events. The structure also provides fans permanent amenities such as concession areas, a merchandise pro shop, ticket windows, and rest rooms.

TRAINING FACILITY FACTS

Cost	\$10 million
Method of Financing	\$5 million bond issue \$5 million from Dolphins
Site	Nova-Southeastern University 7500 S.W. 30th Street Davie, Florida 33314

Architects	Roy D. Smith and Associates
Main Building Addition and Dance Studio Architect	Wayne D. Vensel
Contractors	Miller and Solomon, Inc.
Distance to Facility From Airport.....	12 miles-Ft. Lauderdale Int'l
Number of Stories of Facility	2
Total Acreage	9.04 acres
Square Feet of Training Facility	68,226 feet
Square Feet of Dance Studio	10,226 feet
Square Feet of Bleacher Building	15,000 feet
Number of Seats for Fans	2,500 (680 chairbacks; 1,820 bench seating)
Square Feet of Weightroom.....	7,500 feet
Square Feet of Locker Room	4,600 feet
Number of Lockers	90 players, 18 coaches & 29 staff
Square Feet of Player Lounge	1,008 feet
Number of Offices for Coaches and Personnel	53
Number of Player Meeting Rooms.....	6 and 1 auditorium
Number of Conference Rooms	4
Square Feet of Auditorium.....	2,950 feet
Number of Seats in Auditorium.....	90 seats
Square Feet of Media Workroom	1,100 feet (includes press room and media interview room)
Work Spaces in Media Workroom	25
Number of Whirlpools	3 portable, 1 hot pool and 1 cold pool
Gallons in Pool	32,912
Gallons in Jacuzzi	2,644
Gallons in Cold Water Plunge	561
Sauna Capacity	10
Steam Room Capacity	10
Number of Practice Fields	2 (both grass)
Type of Grass for Practice Fields	Tifway 419 Bermuda
Type of Drainage System	Prescription Athletic Turf-patented (sub-terrain vacuum drainage)
Parking for Players and Coaches	120 spaces
Parking for Business and Media	43 spaces

CHRONOLOGY OF MIAMI DOLPHIN TRAINING CENTER SITES

July 5, 1966 - July 15, 1966	St. Petersburg Beach (St. Petersburg, FL)
July 16, 1966 - August 6, 1966	Boca Ciega High School (St. Petersburg, FL)
August 7, 1966 - April 24, 1970	St. Andrew's School (Boca Raton, FL)
April 25, 1970 - July 11, 1970	Indoctrination Camp at Univ. of Miami (Miami, FL)
July 12, 1970 - June 30, 1993	Biscayne College/St. Thomas University (Miami, FL)
July 1, 1993-present	Nova-Southeastern University (Davie, FL)

DOLPHINS PRO BOWL TOUCHDOWNS

In the 2003 Pro Bowl, Dolphins running back Ricky Williams scored on a pair of one-yard runs as he was named the MVP in the AFC's 45-20 route of the NFC. He became just the fourth Dolphin to account for a touchdown in the NFL's annual All-Star contest. Prior to that, the most recent Dolphin to have accounted for a touchdown in the Pro Bowl was wide receiver Mark Clayton, who caught a nine-yard touchdown pass from Buffalo's Jim Kelly in the 1991 game. The others who have achieved this feat are tight end Ferrell Edmunds, who had a five-yard scoring reception from Seattle's Dave Krieg in the 1989 game, and Hall of Fame wide receiver Paul Warfield, who caught a 32-yard TD pass from Dolphins teammate Bob Griese in the '74 contest.

WHAT TO LOOK FOR IN 2004

DAVID BOSTON . . .

- Enters the 2004 season with 4,619 career receiving yards. Needs 381 more to reach the 5,000-yard plateau.

DT TIM BOWENS . . .

- Enters the 2004 season having played in 155 regular season games with the Dolphins, 11th on the team's all-time list. With three more he would tie Larry Little (158) for tenth, with four more he would join Vern Den Herder (159) for ninth and the most among defensive linemen, with six more he would equal Bob Giese (161) for eighth, with eight more he would tie Don Strock (163) for seventh, with nine more he would join both Jim Jensen and Richmond Webb (164 each) for fifth and with 12 more he would equal Ed Newman (167) for fourth.

WR CHRIS CHAMBERS . . .

- If he leads the Dolphins in receiving yards this year, he would become the first Dolphin to achieve this feat four straight times since Nat Moore did it from 1974-77.

DT LARRY CHESTER . . .

- Enters 2004 having played in 88 regular season games. Needs 12 more to attain the 100 games played mark.

QB JAY FIEDLER . . .

- Enters 2004 with 899 career completions. Needs 101 more to reach 1,000.

S SAMMY KNIGHT . . .

- Enters 2004 having played in 92 straight league games and started 80 in a row.

CB SAM MADISON . . .

- Enters the 2004 season with 29 career interceptions, tied for third on the Dolphins' all-time list. With five more he would join Dick Anderson (34) for second and with six more he would equal Jake Scott (35) for first.

K OLINDO MARE . . .

- Enters 2004 with 786 career points, second on the Dolphins' all-time chart. With 44 more he would join Garo Yepremian (830) for first.
- Enters the season having appeared in 112 straight league games.

TE ED PERRY . . .

- Enters 2004 having played in 87 league games. With 13 more he would reach the 100-games played plateau.

LB JUNIOR SEAU . . .

- Enters 2004 having played in 215 league games, tied for seventh-most among linebackers in NFL history. With one more he would tie Darryl Talley (216) for sixth, with ten more he would join Hardy Nickerson (225) for fifth, with 12 more he would equal Rickey Jackson (227) for fourth and with 13 more he would tie Kevin Greene (228) for third.

DE JASON TAYLOR . . .

- In his career, has recovered 16 opponents' fumbles, third on the Dolphins' all-time list. With his next one he would join Dick Anderson and Bob Baumhower (17 each) for first.
- Enters 2004 having returned four opponents' fumbles for touchdowns in his career, tied for second on the NFL's all-time list. With his next one, he would tie Jessie Tuggle (5) for first.
- Enters the 2004 season having had a sack in six straight games.
- Enters 2004 having started and played in 66 league games in a row.

LB ZACH THOMAS . . .

- Can extend his streak of having recorded at least 100 tackles in eight straight seasons.

DE JAY WILLIAMS . . .

- Enters the 2004 season having played in 114 straight league games.

RB RICKY WILLIAMS . . .

- If he reaches the 1,000-yard rushing mark in 2004, Williams would become just the second Dolphin to have three or more 1,000-yard rushing seasons, joining Larry Csonka, who did it from 1971-73.
- Enters 2004 with 3,225 rushing yards as a Dolphin, fifth on the team's all-time chart. With 319 more he would surpass Tony Nathan (3,543) for fourth, with 420 more he would move past Jim Kiick (3,644) for third and with 653 more he would overtake Mercury Morris (3,877) for second.

DOLPHINS ARE BEST

Since the 1970 merger of the National and American Football Leagues, the Miami Dolphins are the winningest team in professional football. The Dolphins, who own a regular season record of 334-184-2 (.645) and an overall mark of 356-206-2 (.633), have the best regular-season and overall winning percentage of any NFL team during that span.

TEAM	REGULAR SEASON				OVERALL			
	W	L	T	PCT.	W	L	T	PCT.
1. MIAMI	334	184	2	.645	356	206	2	.633
2. San Francisco	312	205	3	.603	342	221	3	.607
3. Dallas	310	210	0	.596	346	231	0	.600
4. Oakland	308	206	6	.599	333	222	6	.599
5. Pittsburgh	307	211	2	.592	334	228	2	.594
6. Denver	300	214	6	.583	318	231	6	.578
7. Washington	295	223	2	.569	317	236	2	.573
8. Minnesota	302	216	2	.583	317	240	2	.569
9. St. Louis	285	231	4	.552	301	250	4	.546
10. Baltimore	63	64	1	.496	69	66	1	.511
11. Jacksonville	73	71	0	.507	77	75	0	.507
12. Green Bay	258	254	8	.504	271	265	8	.506
13. Kansas City	262	251	7	.511	265	261	7	.504
14. Philadelphia	258	255	7	.503	268	270	7	.498
15. Chicago	254	265	1	.489	262	275	1	.488
16. New England	251	269	0	.483	265	280	0	.486
Tennessee	253	265	2	.488	265	280	2	.486
18. N.Y. Giants	247	270	3	.478	261	279	3	.483
19. Buffalo	248	270	2	.479	260	287	2	.475
20. Seattle	205	231	0	.470	208	237	0	.467
21. Cleveland	220	249	3	.469	224	260	3	.463
22. Carolina	64	80	0	.444	68	83	0	.450
23. Indianapolis	231	287	2	.446	239	298	2	.445
24. New York Jets	225	293	2	.435	230	299	2	.435
25. Cincinnati	227	293	0	.437	232	302	0	.434
26. San Diego	222	293	5	.431	228	301	5	.432
27. Detroit	225	291	4	.436	226	300	4	.430
28. Atlanta	214	301	5	.420	219	309	5	.416
29. New Orleans	214	302	4	.415	215	307	4	.409
30. Arizona	208	306	6	.405	209	310	6	.404
31. Tampa Bay	167	268	1	.384	173	275	1	.386
32. Houston	9	23	0	.281	9	23	0	.281

Since 1970, the Miami Dolphins own the second-best regular-season winning percentage of any team in the four major professional sports (minimum ten seasons played). Miami's regular-season winning percentage of .644 (334-184-2) is second only to the Los Angeles Lakers' percentage of .654 (2,803-954) among the combined 121 teams from the National Football League, Major League Baseball, the National Hockey League and the National Basketball Association.

TEAM	SPORT	W	L	T	PCT.
1. Los Angeles Lakers	Basketball	1802	954	0	.654
2. MIAMI DOLPHINS	FOOTBALL	334	184	2	.644
3. San Francisco 49ers	Football	312	205	3	.603
4. Montreal Canadiens	Hockey	1434	881	384	.602
5. Boston Bruins	Hockey	1433	899	358	.599
6. Oakland Raiders	Football	308	206	6	.598
7. Dallas Cowboys	Football	310	210	0	.596
8. Philadelphia Flyers	Hockey	1400	896	399	.594
9. Pittsburgh Steelers	Football	307	211	2	.592
10. Boston Celtics	Basketball	1642	1144	0	.589
11. Minnesota Vikings	Football	302	216	2	.583
12. Denver Broncos	Football	300	214	6	.583
13. San Antonio Spurs	Basketball	1313	951	0	.580
14. Washington Redskins	Football	295	223	2	.569
15. New York Yankees	Baseball	3084	2444	0	.558
16. Phoenix Suns	Basketball	1527	1229	0	.554
17. St. Louis Rams	Football	285	231	4	.552
18. Seattle SuperSonics	Basketball	1518	1238	0	.551
19. Portland Trailblazers	Basketball	1508	1248	0	.547
20. Milwaukee Bucks	Basketball	1503	1253	0	.545
21. Utah Jazz	Basketball	1321	1107	0	.544
22. Buffalo Sabres	Hockey	1257	1035	409	.541
23. Edmonton Oilers	Hockey	940	783	262	.540
24. Boston Red Sox	Baseball	2980	2556	0	.538
25. Arizona Diamondbacks	Baseball	608	526	0	.536

Football and baseball records are through the end of the 2003 season.

Hockey and basketball records are through the end of the 2003-04 seasons.

DOLPHINS = WINNERS

Best Record Since NFL-AFL Merger (regular season, 1970-2003)

1. MIAMI	334	184	2	.645
2. San Francisco	312	205	3	.603
3. Oakland	308	206	6	.599
4. Dallas	310	210	0	.596
5. Pittsburgh	307	211	2	.592

Best Record in the '00s (regular season)

1. Philadelphia	46	18	0	.719
2. Green Bay	43	21	0	.672
St. Louis	43	21	0	.672
Tennessee	43	21	0	.672
5. MIAMI	41	23	0	.641

Best Record in the '90s

(regular season)

1. San Francisco	113	47	0	.706
2. Buffalo	103	57	0	.644
3. Kansas City	102	58	0	.638
4. Dallas	101	59	0	.631
5. MIAMI	95	65	0	.594
Minnesota	95	65	0	.594

Best Record in the '80s

(regular season)

1. San Francisco	104	47	1	.688
2. Washington	97	55	0	.638
3. MIAMI	94	57	1	.622
4. Denver	93	58	1	.615
5. Chicago	92	60	0	.605

Best Record in the '70s

(regular season)

1. Dallas	105	39	0	.729
2. MIAMI	104	39	1	.726
3. Oakland	100	38	6	.715
4. St. Louis	99	42	3	.698
5. Minnesota	99	43	2	.694

Average Points Scored Per Game Since NFL-AFL Merger

(regular season, 1970-2003)

1. San Francisco	24.8
2. MIAMI	23.7
3. St. Louis	23.3
4. Oakland	23.2
5. Denver	23.1

Average Points Allowed Per Game Since NFL-AFL Merger

(regular season, 1970-2003)

1. Pittsburgh	18.7
2. MIAMI	19.0
3. Dallas	19.3
4. San Francisco	19.7
5. Oakland	19.9

Most Seasons With 10 Or More Wins Since NFL-AFL Merger

(1970-2003)

1. Dallas	21
2. MIAMI	20
San Francisco	20
4. St. Louis	16
5. Pittsburgh	15
Denver	15

Most Seasons With a Winning Record Since NFL-AFL Merger

(1970-2003)

1. MIAMI	27
2. Pittsburgh	24
Dallas	24
4. San Francisco	23
Minnesota	23

Most Division Championships Since NFL-AFL Merger

(1970-2003)

1. San Francisco	17
2. Pittsburgh	16
3. Dallas	15
4. Minnesota	14
5. MIAMI	12
Oakland	12

70 • Dolphins = Winners

Most Playoff Appearances Since NFL-AFL Merger (1970-2003)

1. Dallas	23
2. MIAMI	21
Minnesota	21
San Francisco	21
5. Pittsburgh	20

Most Wins On Monday Night Football Since NFL-AFL Merger (1970-2003)

1. MIAMI	38
2. San Francisco	37
3. Oakland	36
Dallas	36
5. Pittsburgh	31

Best Home Record Since NFL-AFL Merger (regular season, 1970-2003)

1. MIAMI	191	67	1	.739
2. Denver	184	73	4	.714
3. Pittsburgh	185	74	1	.713
4. Dallas	179	81	0	.688
5. Minnesota	177	83	1	.680

Best Road Record Since NFL-AFL Merger (regular season, 1970-2003)

1. San Francisco	145	114	1	.560
2. MIAMI	143	117	1	.550
3. Oakland	137	119	4	.535
4. Dallas	131	129	0	.504
5. St. Louis	128	130	2	.496

Best Record Within the AFC East Since NFL-AFL Merger (regular season, 1970-2003)

1. MIAMI	165	101	1	.620
2. New England	133	131	0	.504
3. Buffalo	125	138	1	.475
4. N.Y. Jets	120	143	1	.456

Best Interconference Record Since NFL-AFL Merger (regular season, 1970-2003)

1. MIAMI	83	38	0	.686
2. Oakland	81	46	1	.637
3. San Francisco	75	52	0	.591
4. Dallas	69	51	0	.575
5. Pittsburgh	68	51	1	.571

Best Record in December Since NFL-AFL Merger (regular season, 1970-2003)

1. San Francisco	79	47	0	.627
2. Washington	74	47	0	.612
3. MIAMI	76	49	0	.608
4. Green Bay	73	51	1	.588
5. Oakland	71	50	0	.587

DON SHULA'S COACHING LONGEVITY

Former Dolphins Head Coach Don Shula was one of only four coaches in NFL history to have coached the same team for 20 or more consecutive seasons. Shula (1970-95) completed 26 seasons with the Dolphins. Green Bay's Curley Lambeau (1921-49) and Dallas' Tom Landry (1960-88) share the record with 29 seasons each, while Pittsburgh's Chuck Noll (1969-91) and the N.Y. Giants' Steve Owen (1931-53) coached 23 years with their teams.


2004 MIAMI DOLPHINS



Chris Akins

36 SAFETY

Height/Weight5-11, 200
Born11/29/76
College..Arkansas-Pine Bluff '99
AcquiredUFA (N.E.), 2004
Signed Through2006
NFLSixth Season
Dolphins.....First Season



PRO CAREER

2003 – Signed a three-year contract with the Dolphins as an unrestricted free agent from New England on March 5, 2004 . . . Had signed with the Patriots as an unrestricted free agent from Cleveland on March 12, 2003 . . . Played in 12 regular season games with the Patriots in '03, all in a reserve role . . . Was inactive for four contests . . . Saw action in each of New England's three playoff games, all in a reserve role . . . In the regular season, was credited with seven tackles and a pass defended on defense . . . Finished third on the squad with 22 special teams tackles . . . Was inactive for games 12-15 with a leg injury . . . Returned to action in season finale vs. Buffalo (12/27) and notched a season-high three special teams tackles . . . In the playoffs, had a pass defended and one stop on special teams.

2002 – Played in 15 regular season games, and one playoff matchup, all in a reserve role, with Cleveland . . . Was second on the squad with 25 special teams tackles during the regular season . . . Had a season-high four special teams stops while also downing a punt at the one-yard line, in 20-7 win vs. Cincinnati (9/15) . . . Recorded three tackles in a game on two occasions . . . Was inactive for game at Pittsburgh (9/29) with a hamstring injury . . . In First-Round Playoff game at Pittsburgh (1/5/03), registered two special teams tackles while also recovering a fumble on punt coverage.

2001 – Split time between Green Bay and Cleveland . . . Began the season with the Packers, with whom he played in 11 games, all in a reserve role, before being waived on December 7 . . . Was claimed by the Browns on December 10 and went on to play in four games with Cleveland to conclude the 2001 campaign . . . Totaled 15 tackles and a pass defended on defense overall, including 12 tackles with the Packers . . . Added nine stops and a forced fumble on special teams in those two stints, including seven tackles with the Packers . . . While with Green Bay, tallied a career-high six tackles on defense, to go along with two stops and a forced fumble on special teams, at Minnesota (10/21).

2000 – Began the season with the Cowboys, with whom he played in the first eight games of the year before being waived on October 31 . . . Was claimed by the Packers a day later,

FINS FACT

After the Packers made Chris a seventh-round draft choice in 1999, he has been with four different NFL teams and one NFL Europe League club. It has been one facet of his game, though, that has kept him in the NFL. "I know teams are putting more and more of an emphasis on special teams," Chris says. "Coming into the league, it's the one thing that they always tell rookies, 'special teams is where you're going to make an impact.' It was my rookie year or second year where I made up my mind that I was going to be a good special teams player. On special teams, you only get once chance to do it. It's not like offense or defense where you get four downs to do something good. I just try to make sure I do the little things right."

and played in two games with Green Bay, while being declared inactive for six matchups . . . Combined, posted two tackles on defense and nine stops on special teams, including eight with the Cowboys . . . Was allocated to the Rhein Fire of the NFL Europe League in the spring of 2000 and helped the team to a World Bowl championship as he recorded 47 tackles, an interception and five passes defended . . . Also had seven stops on special teams and a blocked field goal attempt.

1999 – Was a seventh-round draft choice (212th overall) by Green Bay . . . Was waived by the Packers on September 5 and then signed to the Packers' practice squad on September 14 . . . Was signed to Dallas' 53-man roster on October 27, and spent the remainder of the regular season with the Cowboys . . . Played in nine regular season games, all in a reserve role . . . Finished second on the club with 15 special teams tackles . . . Also had a force fumble . . . Played in the Cowboys' lone playoff game and came up with one special teams tackle . . . Recorded three stops on coverage units at Indianapolis (10/31) and vs. Green Bay (11/14) . . . Also produced a forced fumble in the Packers contest.

COLLEGE

Spent his first two collegiate seasons (1995-96) at the University of Arkansas before transferring to Arkansas-Pine Bluff, where he played from 1997-98 . . . Combined in his four seasons, totaled 156 tackles, 12 interceptions, 25 passes defended, six fumble recoveries and nine tackles for loss . . . Returned three interceptions and one fumble for touchdowns as well . . . Started at free safety in both seasons at Pine Bluff, during which time he amassed 118 tackles, 11 interceptions, 23 passes defended, five fumble recoveries and nine stops for loss . . . As a senior, was a second-team Division I-AA All-America selection . . . Was a first-team Black College All-America pick and a first-team All-Southwestern Athletic Conference choice . . . Majored in business administration.

PERSONAL

Married to Stephanie . . . Has two sons, Chris Jr. (1/28/99) and Christian Dyson (1/14/04) . . . Was named the Arkansas Player of the Year as a senior at Hall High School in Little Rock . . . Also earned All-America, all-state and all-conference accolades . . . Lettered three years in football and three times in track . . . Was a two-time all-state pick in track, and established school records in the 100- (10.33) and 200-meter dashes . . . Had his high school football jersey recently retired . . . Is a second cousin of former NFL tight end Jackie Harris, who played 12 seasons (1990-2001) with Green Bay, Tampa Bay, Tennessee and Dallas . . . While at Arkansas-Pine Bluff, worked with the Mentoring At Risk Youth (MARY) program, where he read twice a week to area elementary school students . . . Full name is Christopher Drew Akins, born November 29, 1976 in Little Rock, Ark.

CHRIS AKINS' NFL REGULAR SEASON STATISTICS

YEAR TEAM	G-S	TACK.	ASST.	TOTAL	FUM. REC.	FOR. FUM.	INT.	YDS.	LG	TD
1999 Dallas	9-0	0	0	0	0	0	0	0	-	0
2000 Dallas	8-0	2	0	2	0	0	0	0	-	0
Green Bay	2-0	0	0	0	0	0	0	0	-	0
2001 Green Bay	11-0	8	4	12	0	0	0	0	-	0
Cleveland	4-0	3	0	3	0	0	0	0	-	0
2002 Cleveland	15-0	0	0	0	0	0	0	0	-	0
2003 New England	12-0	5	2	7	0	0	0	0	-	0
5-YEAR TOTALS	61-0	18	6	24	0	0	0	0	-	0

CHRIS AKINS' NFL PLAYOFF STATISTICS

YEAR TEAM	G-S	TACK.	ASST.	TOTAL	FUM. REC.	FOR. FUM.	INT.	YDS.	LG	TD
1999 Dallas	1-0	0	0	0	0	0	0	0	-	0
2002 Cleveland	1-0	0	0	0	0	0	0	0	-	0
2003 New England	3-0	0	0	0	0	0	0	0	-	0
PLAYOFF TOTALS	5-0	0	0	0	0	0	0	0	-	0

ADDITIONAL STATS

Passes Defensed: (Green Bay) 1 in 2001, (New England) 1 in 2003 for total of 2 (P-1)

Special Teams Tackles: (Dallas) 15 in 1999, (Dallas) 8 in 2000, (Green Bay) 1 in 2000, 7 in 2001, (Cleveland) 2 in 2001, 25 in 2002, (New England) 22 in 2003 for total of 80 (P-4)

Special Teams Fumble Recoveries: (P-1)

Special Teams Forced Fumbles: (Dallas) 1 in 1999, (Green Bay) 1 in 2001 for total of 2

Brendon Ayanbadejo

50 LINEBACKER

Height/Weight6-1, 230

Born9/6/76

CollegeUCLA '99

Acquired.....FA, 2003

Signed Through2005

NFLSecond Season

DolphinsSecond Season



PRO CAREER

2003 – Played in all 16 games in a reserve role . . . Became a key contributor on special teams where he led the coverage units with 19 total tackles . . . Had a season-high three stops vs. N.Y. Jets (9/14) . . . Recorded two tackles in a game on four occasions.

1999-2002 – Originally went to camp with Atlanta as an undrafted rookie free agent in 1999 . . . Was waived by the Falcons prior to the regular season . . . Split time between Winnipeg and Toronto of the Canadian Football League in 2000 . . . Appeared in a total of 14 games that year and posted ten tackles and 18 special teams stops on defense . . . Played with Amsterdam of the NFL Europe League in the spring of 2001 . . . Spent the 2002 season with British Columbia of the CFL . . . Tied for second on the squad with 77 tackles, while compiling a team-high five fumble recoveries . . . Added three interceptions and three sacks . . . Registered a club-high 27 special teams tackles as well.

FINS FACT

For the first time in his football career in 2003 - Pop Warner, high school, college or the pros - Brendon had the opportunity to play on the same team as brother, Femi, who is older by 18 months. On many occasions, the two found themselves lining up next to one another on special teams. "It was cool," Brendon says of his opportunity last year. "One play in the preseason, I made a tackle, caused the guy to fumble and my brother was there to pick up the fumble. It felt good to go out there and play next to my brother. You automatically have a bond with that person and know how to play off that person."

COLLEGE

Was a four-year letterman (1995-98) at UCLA . . . Finished his career with 185 tackles and 10 interceptions . . . Was a first-team All-Pac 10 choice as a senior in 1998 when he started all 12 games and registered 62 tackles, nine sacks and four fumble recoveries, and helped UCLA to a 10-2 record, which included an appearance in the Rose Bowl . . . Registered nine tackles and four sacks of QB Carson Palmer in the Bruins' 34-17 victory over USC that year . . . Majored in history.

PERSONAL

Single . . . Prepped at Santa Cruz (Calif.) High School . . . Is the younger brother of fullback Obafemi Ayanbadejo, who played with the Dolphins in 2003 and now is with Arizona . . . Last year, the two became just the second set of brothers to play for the Dolphins in the regular season, joining the Blackwood brothers, which included Glenn (1979-87) and Lyle (1981-86), both of whom played safety . . . Born in Chicago, Brendon and his family moved to Lagos, Nigeria when he was about a year old and lived there for nearly three years before moving back to the states . . . During the 2003 season, wrote a weekly column for his hometown newspaper, the Santa Cruz Sentinel . . . Full name is Oladele Brendon Ayanbadejo, born September 6, 1976 in Chicago, Ill.

BRENDON AYANBADEJO'S NFL REGULAR SEASON STATISTICS

YEAR	TEAM	G-S	TACK.	ASST.	TOTAL	FUM. REC.	FOR. FUM.	QB SACK	YDS LOST
2003	Miami	16-0	0	0	0	0	0	0	0

ADDITIONAL STATS

Special Teams Tackles: 19 in 2003

Brad Bedell

63 GUARD

Height/Weight6-4, 302
 Born2/12/77
 CollegeColorado '00
 Acquired.....FA, 2003
 Signed Through2004
 NFLFourth Season
 DolphinsSecond Season



PRO CAREER

2003 — Began the season with Washington . . . Was claimed off waivers by the Dolphins from Washington on November 10 . . . Was inactive for each of his 11 games on the 53-man roster, including four with the Redskins and seven with Miami.

FINS FACT

Brad's grandfather, Hilles Bedell, was President of the Rose Bowl and Tournament of Roses Parade.

2002 – Was waived by the Browns on August 27 and was out of football for the 2002 season.

2001 – Played in 15 games with the Browns, including starts in each of the final four games at right guard . . . Was inactive for one contest . . . Initial start of NFL career came at Jacksonville (12/16).

2000 – Appeared in 12 games, all in a reserve role and primarily on special teams, with the Browns . . . Was inactive for three games, including each of the first two . . . Dressed but did not play in another . . . First NFL action along offensive came at right guard at Tennessee (11/19) when he replaced Everett Lindsay in the third quarter . . . A sixth-round draft choice (206th overall) by Cleveland in 2000.

COLLEGE

Started 22 games over his final two seasons at Colorado (1998-99) . . . Was a consensus first-team All-Big 12 selection and first-team All-America pick by the Associated Press as a senior when he opened every game at strongside guard . . . Started all 11 contests at left guard his junior season of 1998 . . . Was a third-team All-Big 12 choice . . . Also was the co-winner of the Derek Singleton Award, presented by Colorado's coaches for spirit, dedication and enthusiasm . . . Began his collegiate career at Mt. San Antonio Junior College in Walnut, Calif., where he played two seasons . . . Transferred to Colorado for the 1997 campaign . . . Appeared in each of the first two games of '97 with the Buffaloes before being granted a medical redshirt because of a neck injury . . . Majored in sociology with a minor in criminal justice.

PERSONAL

Single . . . Played on both the offensive and defensive lines at Arcadia (Calif.) High School . . . Was a second-team all-state pick and a first-team All-CIF selection his senior year . . . Garnered first-team All-Pacific League and All-San Gabriel Valley accolades as both a junior and senior . . . During his three years in Cleveland, was active in the community, having participated in events that benefited the United Way while also providing Thanksgiving dinners to needy families at holiday time . . . Born February 12, 1977 in Arcadia, Calif.

BRAD BEDELL'S NFL REGULAR SEASON STATISTICS

GAMES/STARTS: : (Cleveland) 2000: 12/0, 2001: 15/4, (Washington) 2003: 0/0 (Miami) 2003: 0/0
4-YEAR TOTALS: 27/4

DOLPHINS AGAINST SUPER BOWL CHAMPS

Since 1970, the Dolphins own a 6-1 record in regular season home games against that year's eventual Super Bowl champion. Miami has defeated the 1970 Baltimore Colts (34-17), the 1985 Chicago Bears (38-24), the 1987 Washington Redskins (23-21), the 1998 Denver Broncos (31-21), the 2000 Baltimore Ravens (19-6) and the 2001 New England Patriots (30-10). Their only loss was a 19-13 overtime setback to New England on October 19 of last year.

DOLPHINS ON GRASS AND ARTIFICIAL TURF

In regular season action, the Dolphins were 6-6 in 2003 on natural grass (4-4 at home and 2-2 on the road) and 4-0 on artificial field turf (all on the road). Since 1980 (regular season games only), the Dolphins are 170-88-1 (.658) on grass — 131-55-1 (.703) at home and 39-33 (.542) on the road. On turf over the same period of time, the Dolphins are 60-57 (.513).

David Boston

80

WIDE RECEIVER

Height/Weight6-2, 228
Born8/19/78
College.....Ohio State '00
AcquiredT (S.D.), 2004
Signed Through2007
NFLSixth Season
DolphinsFirst Season



PRO CAREER

CAREER PRO BOWL SELECTIONS: 1 (1999)

2003 – Was acquired in a trade with San Diego on March 18, 2004 in exchange for a conditional sixth-round draft choice in 2005 and CB Jamar Fletcher . . . Had signed with San Diego as an unrestricted free agent from Arizona on March 7, 2003 . . . Started all 14 games in which he played with the Chargers in '03 . . . Was second on the team with 70 receptions for a team-leading 880 receiving yards and seven touchdowns . . . Added 18 rushing yards on three attempts . . . Accounted for a pair of 100-yard receiving games and two contests with two touchdown catches apiece . . . Caught a pass in all 14 games for which he was active . . . Was inactive vs. Denver (9/14) because of a bruised heel . . . Served a club suspension for contest at Oakland (9/28) . . . Turned in his most productive receiving game of the season and of his career at Jacksonville (10/5) when he caught 14 passes for 181 yards and two touchdowns . . . Scores came on catches of 46 and 13 yards, both from Drew Brees, marking his first two touchdown catches as a Charger . . . Reception total in that game is tied with Kellen Winslow for the second-most in Chargers history . . . Had six catches for 103 yards and a TD in the first half of that game . . . Recorded nine receptions for 139 yards and two touchdowns vs. Cincinnati (11/23), including scoring receptions of 37 and 26 yards, both from Doug Flutie . . .

CONSECUTIVE GAMES WITH A RECEPTION: Boston enters 2004 having caught a pass in 62 straight games, covering each of the last four seasons . . . In fact, he has had a reception in 68 of the 70 games in which he has played during his career . . . The last time Boston was held without a reception was on November 7, 1999 at the New York Jets.

2002 – Was limited to eight games in his final year with the Cardinals, all as a starter . . . Was inactive for one game and spent each of the last seven contests of the year on injured reserve with a knee injury . . . Caught 32 passes for 512 yards and one touchdown, including a reception in all eight contests . . . Also rushed for 29 yards on two attempts . . . Tallied a pair of 100-yard receiving games on the year, including a seven-catch, 138-yard effort in opener at Washington when he accounted for his only touchdown of the year, which came on a 29-yard pass from Jake Plummer . . . Caught six passes for 110 yards and drew a key pass interference penalty in overtime which led to the game-winning field goal, in the Cardinals' 9-6 victory . . . Had a 22-yard run at San Francisco (10/27) . . . Was inactive vs. Seattle (11/10) with a knee injury . . . Was placed on I/R on November 13 . . . Underwent surgery on November 20 to repair a torn patellar tendon in his right knee.

FINS FACT

David's father, Byron, has been a line judge in the NFL for the last nine seasons. Before that, he officiated in both the Southwest Conference and NFL Europe League. Byron has had an effect on David's life in more ways than one. "He's always been a father first, regardless of sports," David says of his father. "He's been a role model of mine. He was an influence on me as far as sports. I used to watch a lot of college and NFL games because he would come home and grade himself. He's been real supportive of me throughout my entire football career."

2001 – Started all 16 games. . . . Put together the most productive season of his career as he amassed 98 receptions for 1,598 yards and eight touchdowns . . . Also rushed five times for 35 yards on the year . . . Led the NFL in receiving yards, ranked third in the NFC and sixth in the league in receptions . . . Yardage total marked a new Cardinals single-season record while his reception total is third-best . . . Was voted to the first Pro Bowl of his career . . . Tallied nine 100-yard receiving games on the year, including one streak of four in a row and another with three straight . . . The nine 100-yard games represented a new Cardinals single-season standard . . . At 23 years and four months, became the second-youngest receiver in NFL history to record 1,500+ receiving yards (Rams' Isaac Bruce with 1,781 yards at 23 years, two months in 1995) . . . Became the sixth and youngest Cardinal to record consecutive 1,000-yard receiving seasons . . . Reached the 1,000-yard plateau in just ten games, tying Roy Green (1984) for the fastest to attain that mark in club history . . . Also led the NFL with 72 first down receptions . . . Of his 98 catches on the year, 14 went for 25 yards or longer . . . Posted a season-high 145 yards on eight catches in opener vs. Denver (9/23) . . . Two of his catches that day went for longer than 25 yards . . . Hauled in seven passes for 131 yards and a touchdown vs. Kansas City (10/21), the first of four straight games in which he surpassed the 100-yard receiving mark . . . Tied a team record, also held by Rob Moore (1997), with his fourth consecutive 100-yard receiving contest, vs. N.Y. Giants (11/11), when he tied a season and career-high with nine receptions, totaling 137 yards and a touchdown . . . In the first half of that game, caught seven passes for 119 yards, including a 38-yard scoring grab . . . Although the streak ended the following week vs. Detroit (11/18), still caught five passes for 80 yards, including TD receptions of 13 and 18 yards from Jake Plummer, as the Cardinals posted a 45-38 victory . . . Began a three-game streak with 100+ receiving yards the week afterwards at San Diego (11/25) when he tallied six receptions for 121 yards and a touchdown in the Cards' 20-17 win over the Chargers . . . Had a key performance in 34-31 overtime victory at Oakland (12/2) when he caught six passes for 106 yards, including a 50-yard scoring catch from Plummer . . . Third game of the streak occurred vs. Washington (12/9) when he had six catches for 132 yards, representing his eighth 100-yard receiving game of the year, tying a club single-season record which had first been achieved by Moore in 1997 . . . Amassed 127 yards and two touchdowns on seven receptions at Carolina (12/30), his ninth 100-yard receiving game of the season, setting a new Cardinals single-season record . . . Touchdowns included a season-long 61-yard reception from Plummer.

2000 – Opened all 16 contests for Arizona . . . Caught 71 passes for a team-best 1,156 yards and seven touchdowns . . . Reception total ranked second on the squad . . . Yardage figure was eighth in the NFC and 16th in the NFL . . . Had four 100-yard receiving games over the course of the season . . . Accounted for seven of the Cardinals' ten longest plays from scrimmage on the season . . . Tallied 11 receptions of 25 yards or longer . . . Had a catch in all 16 games . . . Opened the season with consecutive 100-yard receiving efforts, just the third player in Cardinals history to achieve this feat, joining Woodley Lewis (1959) and J.T. Smith (1989) . . . This included nine catches for 128 yards and two touchdowns at N.Y. Giants (9/3) and six receptions for 102 yards vs. Dallas (9/10) . . . Scoring catches in the Giants contest were from nine and 25 yards out, both from Jake Plummer within the final 1:55 of the game . . . His 63-yard catch in the fourth quarter of the Cowboys game helped set up a Plummer to Frank Sanders touchdown pass in the Cards' 32-31 comeback win . . . Accounted for six receptions for 123 yards, including a career-long 70-yard scoring catch from Plummer, vs. Philadelphia (10/15) . . . Amassed a career-best 184 receiving yards on nine receptions, two of which went for scores, at Cincinnati (12/3) . . . That performance put him over the 1,000-yard receiving plateau for the season . . . Touchdown catches were from 38 and 15 yards out, both from Plummer . . . Had three catches of 25+ yards in the game, including a long of 51 . . . Produced six receptions for 158 yards in the second half of that game.

1999 – Started seven of the 16 games in which he played during his rookie season with Arizona . . . Caught 40 passes for 473 yards and two touchdowns . . . Also rushed five times for no yards and returned seven punts for an 8.9-yard average . . . Reception and yardage figures both ranked third on the club . . . Was part of the starting lineup in his NFL debut, in opener at Philadelphia (9/12) . . . Accounted for four receptions for 21 yards in the game . . . His first NFL catch was an 8-yard grab from Jake Plummer . . . Turned in the best performance of his rookie season vs. N.Y. Giants (10/10) . . . Caught eight passes for 101 yards and a touchdown in helping the Cards to a 14-3 victory . . . First-round draft choice (8th overall) by Arizona in 1999.

COLLEGE

Finished his three-year career at Ohio State (1996-98) having established 11 school records . . . Left school with one year of eligibility still remaining . . . Caught 191 passes for 2,855 yards and 34 touchdowns during that time . . . Still owns Buckeye career marks for receptions and receiving touchdowns, and is second in receiving yards . . . Was a first-team All-America and All-Big 10 selection as a junior in 1998 when he set school single-season standards with 85 receptions for 1,435 yards . . . Had 13 receiving touchdowns that year . . . Fielded 19 punts for a 14.2-yard average and one touchdown . . . Caught 10 passes for 217 yards and two touchdowns against Michigan . . . Was a first-team All-Big 10 choice as a sophomore when he snared a conference-best 73 passes for 973 yards and 14 touchdowns . . . Also returned 47 punts for an 8.3-yard average . . . Played in every game as a true freshman in 1996, including starts in the final seven, and responded with 33 receptions for 450 yards and seven touchdowns . . . Brought back 32 punts for a 9.7-yard average and one score . . . In Rose Bowl win over Arizona State, caught four passes for 20 yards and a pair of touchdowns, including a five-yard grab for the game-winner with 19 seconds remaining, in the Buckeyes' 20-17 decision . . . Majored in sociology.

PERSONAL

Was the Greater Houston Player of the Year as a senior at Humble (Texas) High School, where he played both wide receiver and free safety . . . Was a first-team all-state pick at safety and second-team choice as a receiver . . . Was a second-team all-state selection in basketball as he helped his team to the state's Final Four as a senior in 1996 . . . Also lettered in track and won the district title in the 300-meter intermediate hurdles . . . Was a fan of the Houston Oilers as a youngster in Humble, and attended many games at the Astrodome . . . Enjoys working out and traveling . . . Is interested in anatomy and physiology, and has read several books authored by Frank Netter, one of the world's top authorities on human anatomy . . . Hopes to have a career as an athletic trainer following his playing days . . . Father, Byron, has been an NFL line judge since 1995 . . . Mother, Carolyn, is a retired elementary school teacher . . . Older brother, Byron Jr., played football at Sam Houston State and currently is a Dallas policeman where he specializes in the crime unit that investigates drug complaints in high-crime areas . . . Sister, Alicia, is a Houston attorney who helped negotiate David's first NFL contract . . . Born August 19, 1978 in Humble, Texas.

DAVID BOSTON'S NFL REGULAR SEASON STATISTICS

YEAR	TEAM	G-S	NO.	RECEIVING				ATT.	RUSHING		
				YDS.	AVG.	LG	TD		YDS.	LG	TD
1999	Arizona	16-7	40	473	11.8	43	2	5	0	7	0
2000	Arizona	16-16	71	1156	16.3	70t	7	3	9	24	0
2001	Arizona	16-16	98	1598	16.3	61t	8	5	35	17	0
2002	Arizona	8-8	32	512	16.0	34	1	2	29	22	0
2003	San Diego	14-14	70	880	12.6	46t	7	3	18	13	0
5-YEAR TOTALS		70-61	311	4619	14.9	70t	25	18	91	24	0

ADDITIONAL STATS

Punt Returns: 7 for 62 yards, 8.9 avg. long of 43 in 1999

SINGLE-GAME HIGHS

Most Receptions: 14 at Jacksonville, 10/5/03
9 at N.Y. Giants, 9/3/00
9 at Cincinnati, 12/3/00
9 at Dallas, 10/28/01
9 vs. Cincinnati, 11/23/03

Most Receiving Yards: 184 at Cincinnati, 12/3/00
181 at Jacksonville, 10/5/03
145 vs. Denver, 9/23/01
139 vs. Cincinnati, 11/23/03

138 vs. Philadelphia, 11/4/01
 138 at Washington, 9/8/02
Longest Receptions: 70t vs. Philadelphia, 10/15/00
 63 vs. Dallas, 9/10/00
 61t at Carolina, 12/30/01
 56t at San Francisco, 10/1/00
 56 vs. Baltimore, 12/17/00
Most TD Receptions: 2, six times (last: vs. Cincinnati, 11/23/03)

100-YARD RECEIVING GAMES (18)

DATE	OPPONENT	NO.	YDS.	AVG.	LG	TD
10/10/99	N.Y. Giants	8	101	12.6	37	1
9/3/00	at N.Y. Giants	9	128	14.2	25t	2
9/10/00	Dallas	6	102	17.0	63	0
10/15/00	Philadelphia	6	123	20.5	70t	1
12/3/00	at Cincinnati	9	184	20.4	51	2
9/23/01	Denver	8	145	18.1	47	0
10/21/01	Kansas City	7	131	18.7	49	1
10/28/01	at Dallas	9	108	12.0	35	0
11/4/01	Philadelphia	8	138	17.3	52	0
11/11/01	N.Y. Giants	9	137	15.2	38t	1
11/25/01	at San Diego	6	121	20.2	37t	1
12/2/01	at Oakland	6	106	17.7	50t	1
12/9/01	Washington	6	132	22.0	40	0
12/30/01	at Carolina	7	127	18.1	61t	2
9/8/02	at Washington	7	138	19.7	34	1
10/20/02	Dallas	6	110	18.3	23	0
10/5/03	at Jacksonville	14	181	12.9	46t	2
11/23/03	Cincinnati	9	139	15.4	37t	2

1999 GAME-BY-GAME STATISTICS (Arizona)

DATE	OPPONENT	P/S	RECEIVING				RUSHING				W/L	SCORE
			NO.	YDS.	LG	TD	ATT.	YDS.	LG	TD		
9/12	at Philadelphia	S	4	21	8	0	1	1	1	0	W	25-24
9/19	at Miami	P	1	5	5	0	1	2	2	0	L	16-19
9/27	SAN FRANCISCO	S	0	0	0	0	0	0	0	0	L	10-24
10/3	at Dallas	S	2	11	6	0	0	0	0	0	L	7-35
10/10	N.Y. GIANTS	S	8	101	37	1	0	0	0	0	W	14-3
10/17	WASHINGTON	S	3	44	15	0	1	-8	-8	0	L	10-24
10/31	NEW ENGLAND	P	2	14	9	0	0	0	0	0	L	3-27
11/7	at N.Y. Jets	P	0	0	0	0	0	0	0	0	L	7-12
11/14	DETROIT	P	4	53	40	0	0	0	0	0	W	23-19
11/21	DALLAS	S	3	47	30	0	1	7	7	0	W	13-9
11/28	at N.Y. Giants	P	1	9	9	0	0	0	0	0	W	34-24
12/5	PHILADELPHIA	S	3	28	15	1	0	0	0	0	W	21-17
12/12	at Washington	P	1	43	43	0	1	-2	-2	0	L	3-28
12/19	BUFFALO	P	1	13	13	0	0	0	0	0	L	21-31
12/26	at Atlanta	P	3	32	14	0	0	0	0	0	L	14-37
1/2/00	at Green Bay	P	4	52	20	0	0	0	0	0	L	24-49
1999 TOTALS			16-7	40	473	43	2	5	0	7	0	6-10

2000 GAME-BY-GAME STATISTICS (Arizona)

DATE	OPPONENT	P/S	RECEIVING				RUSHING				W/L	SCORE
			NO.	YDS.	LG	TD	ATT.	YDS.	LG	TD		
9/3	at N.Y. Giants	S	9	128	25t	2	0	0	0	0	L	16-21
9/10	DALLAS	S	6	102	63	0	0	0	0	0	W	32-31
9/24	GREEN BAY	S	3	23	14	0	0	0	0	0	L	3-29
10/1	at San Francisco	S	5	87	56t	1	0	0	0	0	L	20-27
10/8	CLEVELAND	S	5	63	20	0	1	24	24	0	W	29-21

2000 GAME-BY-GAME STATISTICS (Arizona)

DATE	OPPONENT	P/S	RECEIVING				RUSHING				W/L	SCORE
			NO.	YDS.	LG	TD	ATT.	YDS.	LG	TD		
10/15	PHILADELPHIA	S	6	123	70t	1	1	-17	-17	0	L	14-33
10/22	at Dallas	S	3	50	39	0	0	0	0	0	L	7-48
10/29	NEW ORLEANS	S	5	49	17	0	0	0	0	0	L	10-21
11/5	WASHINGTON	S	3	57	42	0	1	2	2	0	W	16-15
11/12	at Minnesota	S	2	34	21	0	0	0	0	0	L	14-31
11/19	at Philadelphia	S	6	94	44t	1	0	0	0	0	L	9-34
11/26	N.Y. GIANTS	S	1	32	32	0	0	0	0	0	L	7-31
12/3	at Cincinnati	S	9	184	51	2	0	0	0	0	L	13-24
12/10	at Jacksonville	S	2	25	19	0	0	0	0	0	L	10-44
12/17	BALTIMORE	S	5	93	56	0	0	0	0	0	L	7-13
12/24	at Washington	S	1	12	12	0	0	0	0	0	L	3-20
2000 TOTALS			16-16	71	1156	70t	7	3	9	24	0	3-13

2001 GAME-BY-GAME STATISTICS (Arizona)

DATE	OPPONENT	P/S	RECEIVING				RUSHING				W/L	SCORE
			NO.	YDS.	LG	TD	ATT.	YDS.	LG	TD		
9/23	DENVER	S	8	145	47	0	0	0	0	0	L	17-38
9/30	ATLANTA	S	4	49	21	0	1	17	17	0	L	14-34
10/7	at Philadelphia	S	4	71	31	0	0	0	0	0	W	21-20
10/14	at Chicago	S	6	85	25	0	1	11	11	0	L	13-20
10/21	KANSAS CITY	S	7	131	49	1	0	0	0	0	W	24-16
10/28	at Dallas	S	9	108	35	0	1	12	12	0	L	3-17
11/4	PHILADELPHIA	S	8	138	52	0	0	0	0	0	L	7-21
11/11	N.Y. GIANTS	S	9	137	38t	1	0	0	0	0	L	10-17
11/18	DETROIT	S	5	80	24	2	0	0	0	0	W	45-38
11/25	at San Diego	S	6	121	37t	1	0	0	0	0	W	20-17
12/2	at Oakland	S	6	106	50t	1	1	-4	-4	0	W	34-31*
12/9	WASHINGTON	S	6	132	40	0	0	0	0	0	L	10-20
12/15	at N.Y. Giants	S	8	84	20	0	0	0	0	0	L	13-17
12/23	DALLAS	S	3	26	13	0	1	-1	-1	0	W	17-10
12/30	at Carolina	S	7	127	61t	2	0	0	0	0	W	30-7
1/6/02	at Washington	S	2	58	48	0	0	0	0	0	L	17-20
2001 TOTALS			16-16	98	1598	61t	8	5	35	17	0	7-9

2002 GAME-BY-GAME STATISTICS (Arizona)

DATE	OPPONENT	P/S	RECEIVING				RUSHING				W/L	SCORE
			NO.	YDS.	LG	TD	ATT.	YDS.	LG	TD		
9/8	at Washington	S	7	138	34	1	0	0	0	0	L	23-31
9/15	at Seattle	S	4	49	20	0	0	0	0	0	W	24-13
9/22	SAN DIEGO	S	3	57	24	0	1	7	7	0	L	15-23
9/29	N.Y. GIANTS	S	2	18	14	0	0	0	0	0	W	21-7
10/6	at Carolina	S	3	43	16	0	0	0	0	0	W	16-13
10/20	DALLAS	S	6	110	23	0	0	0	0	0	W	9-6*
10/27	at San Francisco	S	6	83	26	0	1	22	22	0	L	28-38
11/3	ST. LOUIS	S	1	14	14	0	0	0	0	0	L	14-27
11/10	SEATTLE		INACTIVE									L 6-27
11/17	at Philadelphia		INJURED RESERVE									L 14-38
11/24	OAKLAND		INJURED RESERVE									L 20-41
12/1	at Kansas City		INJURED RESERVE									L 0-49
12/8	DETROIT		INJURED RESERVE									W 23-20*
12/15	at St. Louis		INJURED RESERVE									L 28-30
12/21	SAN FRANCISCO		INJURED RESERVE									L 14-17
12/29	at Denver		INJURED RESERVE									L 7-37
2002 TOTALS			8-8	32	512	34	1	2	29	22	0	5-11

2003 GAME-BY-GAME STATISTICS (San Diego)

DATE	OPPONENT	P/S	RECEIVING				RUSHING				W/L	SCORE
			NO.	YDS.	LG	TD	ATT.	YDS.	LG	TD		
9/7	at Kansas City	S	2	20	11	0	0	0	0	0	L	14-27
9/14	DENVER		INACTIVE								L	13-37
9/21	BALTIMORE	S	6	91	40	0	1	5	5	0	L	10-24
9/28	at Oakland		SUSPENDED								L	31-34*
10/5	at Jacksonville	S	14	181	46	2	1	13	13	0	L	21-27
10/19	at Cleveland	S	2	10	11	0	1	0	0	0	W	26-20
10/27	MIAMI	S	5	82	28	0	0	0	0	0	L	10-26
11/2	at Chicago	S	4	29	10	0	0	0	0	0	L	7-20
11/9	MINNESOTA	S	7	82	28	1	0	0	0	0	W	42-28
11/16	at Denver	S	2	14	8	0	0	0	0	0	L	8-37
11/23	CINCINNATI	S	9	139	37	2	0	0	0	0	L	27-34
11/30	KANSAS CITY	S	5	85	20	1	0	0	0	0	L	24-28
12/7	at Detroit	S	4	66	33	0	0	0	0	0	W	14-7
12/14	GREEN BAY	S	4	29	18	0	0	0	0	0	L	21-38
12/21	at Pittsburgh	S	2	9	6	0	0	0	0	0	L	24-40
12/28	OAKLAND	S	4	43	18	1	0	0	0	0	W	21-14
2003 TOTALS			14-14	70	880	46	7	3	18	13	0	4-12

* - overtime # - playoff game

DAVID BOSTON'S RECEIVING BREAKDOWN

	2003						CAREER					
	G	NO	YDS	AVG	LG	TD	G	NO	YDS	AVG	LG	TD
Buffalo	-	-	-	-	-	-	1	1	13	13.0	13	0
Miami	1	5	82	16.4	28	0	2	6	87	15.0	28	0
New England	-	-	-	-	-	-	1	2	14	7.0	9	0
N.Y. Jets	-	-	-	-	-	-	1	0	0	0.0	0	0
AFC East	1	5	82	16.4	28	0	5	9	114	12.7	28	0
Baltimore	1	6	91	15.2	40	0	2	11	184	16.7	56	0
Cincinnati	1	9	139	15.4	37	2	2	18	323	17.9	51	4
Cleveland	1	2	10	5.0	11	0	2	7	73	10.4	20	0
Pittsburgh	1	2	9	4.5	6	0	1	2	9	4.5	6	0
AFC Central	4	19	249	13.1	40	2	7	38	589	15.5	56	4
Houston	-	-	-	-	-	-	-	-	-	-	-	-
Indianapolis	-	-	-	-	-	-	-	-	-	-	-	-
Jacksonville	1	14	181	12.9	46	2	2	16	206	12.9	46	2
Tennessee	-	-	-	-	-	-	-	-	-	-	-	-
AFC South	1	14	181	12.9	46	2	2	16	206	12.9	46	2
Denver	1	2	14	7.0	8	0	2	10	159	15.9	47	0
Kansas City	2	7	105	15.0	20	1	3	14	236	16.9	49	2
Oakland	1	4	43	10.8	18	1	2	10	149	14.9	50	2
San Diego	-	-	-	-	-	-	2	9	178	19.8	37	1
AFC West	4	13	162	12.5	20	2	9	43	722	16.8	50	5
AFC Total	10	51	674	13.2	46	6	23	106	1631	15.4	56	11
Dallas	-	-	-	-	-	-	7	32	454	14.2	63	0
N.Y. Giants	-	-	-	-	-	-	7	38	509	13.4	38	4
Philadelphia	-	-	-	-	-	-	6	31	475	15.3	70	3
Washington	-	-	-	-	-	-	7	23	484	21.0	48	1
NFC East	-	-	-	-	-	-	27	124	1922	15.5	70	8
Chicago	1	4	29	7.3	10	0	2	10	114	14.0	25	0
Detroit	1	4	66	16.5	33	0	3	13	199	15.3	40	2
Green Bay	1	4	29	7.3	18	0	3	11	104	9.5	20	0
Minnesota	1	7	82	11.7	28	1	2	9	116	12.9	28	1
NFC Central	4	19	206	10.8	33	1	10	43	533	12.4	40	3
Atlanta	-	-	-	-	-	-	2	7	81	11.6	21	0
Carolina	-	-	-	-	-	-	2	10	170	17.0	61	2
New Orleans	-	-	-	-	-	-	1	5	49	9.8	17	0
Tampa Bay	-	-	-	-	-	-	-	-	-	-	-	-
NFC South	-	-	-	-	-	-	5	22	300	13.6	61	2

DAVID BOSTON'S RECEIVING BREAKDOWN

	2003						CAREER					
	G	NO	YDS	AVG	LG	TD	G	NO	YDS	AVG	LG	TD
Arizona	-	-	-	-	-	-	-	-	-	-	-	-
St. Louis	-	-	-	-	-	-	1	1	14	14.0	14	0
San Francisco	-	-	-	-	-	-	3	11	170	15.5	56	1
Seattle	-	-	-	-	-	-	1	4	49	12.3	20	0
NFC West	-	-	-	-	-	-	5	16	233	14.6	56	1
NFC Total	4	19	206	10.8	33	1	47	205	2988	14.6	70	14
Home	7	40	551	13.8	40	5	35	160	2430	15.2	70	12
Road	7	30	329	11.0	46	2	35	151	2189	14.5	61	13
1st Down	-	-	-	-	-	-	-	-	-	-	-	-
2nd Down	-	-	-	-	-	-	-	-	-	-	-	-
3rd Down	-	-	-	-	-	-	-	-	-	-	-	-
4th Down	-	-	-	-	-	-	-	-	-	-	-	-
1st Half	-	-	-	-	-	-	-	-	-	-	-	-
2nd Half	-	-	-	-	-	-	-	-	-	-	-	-
Overtime	-	-	-	-	-	-	-	-	-	-	-	-
Grass	13	66	814	12.3	46	7	57	260	3890	15.0	70	22
Turf	1	4	66	16.5	33	0	13	51	729	14.3	51	3
Aug./Sept.	2	8	111	13.9	40	0	14	59	846	14.3	63	3
October	3	21	273	13.0	46	2	19	101	1446	14.3	70	6
November	5	27	349	12.9	37	4	18	76	1165	15.3	52	9
Dec./Jan.	4	14	147	10.5	33	1	19	75	1162	15.5	61	7
Games 1-8	6	33	413	12.5	46	2	38	182	2610	14.3	70	10
Games 9-16	8	37	467	12.6	37	5	32	129	2009	15.6	61	15
Wins	4	17	201	11.8	33	2	24	107	1564	14.6	63	11
Losses	10	53	679	12.8	46	5	46	204	3055	15.0	70	14
Ties	-	-	-	-	-	-	-	-	-	-	-	-

David Bowens

96 DEFENSIVE END

Height/Weight6-3, 260
 Born7/3/77
 CollegeWestern Illinois '99
 Acquired.....FA, 2001
 Signed Through2005
 NFLFifth Season
 DolphinsFourth Season



PRO CAREER

2003 - Began the season on the team's Reserve/Non-Football Injury list after sustaining an offseason knee injury . . . Began practicing on November 4 and was activated to the 53-man roster on November 25 . . . Was inactive at Dallas (11/27) before seeing action in a reserve role in each of the final four games of the year . . . Finished with two tackles, a sack

FINS FACT

David's father, Frank Williams, competed on the Pro Bowlers Tour in the 1980s. David himself is an avid bowler, and can be found on the alley every Wednesday. He carries a 221 average while having rolled a high of 275. He credits his father with the success that he has achieved in bowling. "He always used to critique me and try to make my game better," David says.

and a pass defended . . . Lone sack of the season came in finale vs. N.Y. Jets (12/28) when he tackled Chad Pennington for an eight-yard loss.

2002 – Played in 14 games in a reserve role, was inactive for two contests . . . Recorded 20 tackles (10 solo), 1.5 sacks for 12 yards in losses, nine quarterback hurries and two passes defended . . . Contributed 12 tackles on special teams, which tied for sixth on the squad . . . Was inactive for each of the first two regular season games with a fractured left hand sustained in practice on August 19 . . . Underwent successful surgery on August 20 to stabilize a fracture of the second metacarpal in his left hand . . . The surgery was performed by Dolphins Chief Team Physician Dr. George Caldwell at Holy Cross Hospital in Ft. Lauderdale . . . Posted a season-high four tackles on defense in 26-13 win over New England (10/6), including his only full sack of the year when he tackled QB Tom Brady for a 10-yard loss . . . Notched two special teams stops in consecutive weeks, vs. Baltimore (11/17) and vs. San Diego (11/24).

2001 – Began the season with Washington before the Redskins released him on September 26 . . . With Washington, played in one game and was inactive for another . . . Was claimed off waivers by Washington from the Buffalo Bills on September 3, 2001 . . . Had been obtained by the Bills from the Green Bay Packers on August 7, 2001 in exchange for tight end Bobby Collins . . . Was signed as a free agent by Miami on October 22 . . . Played in eight games, all in a reserve role, with the Dolphins . . . Was inactive for three contests . . . Finished the season with 13 tackles, a sack and two passes defended on defense, while adding seven stops and a forced fumble on special teams . . . Registered one tackle on defense, in addition to three stops and a forced fumble on special teams at Buffalo (11/25) . . . Knocked ball loose from Nate Clements on a kickoff return with 1:05 to play and the score tied at 27 . . . It was recovered by Patrick Surtain and the Dolphins went on to score game-winning touchdown with 48 seconds remaining in a 34-27 victory . . . Was awarded a special teams game ball . . . Recorded two tackles and a pass defended at San Francisco (12/16) . . . Had six tackles, including one sack, at New England (12/22) . . . Also added a pass defended in that Patriots contest . . . Played in a reserve role in First-Round Playoff game vs. Baltimore (1/13/02), and was credited with one special teams tackle.

2000 – Appeared in 14 contests, all in a reserve role, with the Packers and registered 34 tackles, including 3.5 sacks . . . Was obtained by Green Bay on February 24, 2000, from the Denver Broncos in exchange for a 2001 seventh-round draft choice . . . Sack total ranked fifth on the team . . . Added seven tackles and a fumble recovery on special teams . . . Was inactive for two contests with a sprained right ankle (vs. San Francisco, 10/15; at Miami, 10/29) . . . Collected a season-high five tackles, including a sack of Donovan McNabb, vs. Philadelphia (9/17) . . . Posted three special teams stops at Arizona (9/24) . . . Had four tackles and a sack vs. Minnesota (11/6) . . . Matched a season-high with five tackles at Chicago (12/3) and vs. Detroit (12/10).

1999 – Originally was a fifth-round draft choice of Denver (158th overall) in 1999, with a choice obtained from Dallas in a 1999 trade for tight end Kendall Watkins . . . Played in 16 regular season games with Denver, all in a reserve role . . . Tallied ten total tackles and a sack . . . First NFL sack occurred when he tackled Drew Bledsoe for a one-yard loss at New England (10/24) . . . Had a season-high three tackles at Detroit (12/25) . . . Had two special teams tackles vs. Minnesota (10/31) and vs. Oakland (11/22).

COLLEGE

Began his collegiate career at the University of Michigan, where he played two seasons (1995-96) . . . Finished his career at Western Illinois in 1998 . . . In his lone season at Western Illinois, was a Division I-AA All-America selection as he recorded 134 tackles including 37 for loss, four forced fumbles and two fumble recoveries . . . In 1996, set the Michigan single-season record for sacks with 12 as he garnered second-team All-Big 10 honors . . . Also posted 68 tackles, two forced fumbles and a fumble recovery that year . . . Played one year on the Wolverine basketball team as well . . . Holds degree in accounting.

PERSONAL

Single . . . Has a daughter, Cyan . . . Prepped at St. Mary's High School in Orchard Lake, Michigan . . . Also played tight end and halfback in high school . . . Lettered three times each in basketball and track . . . Was an all-state pick in basketball and the state champion in the long jump as a sophomore (23'0") . . . Father, Frank Williams, competed on the Pro Bowlers Tour during the 1980s . . . Enjoys working with kids, has donated his time to the YMCA and Boys & Girls Club . . . Has taken part in the Miami Dolphins Fishing Tournament benefiting the Cystic Fibrosis Foundation and worked with kids that have Cystic Fibrosis at the Mercury Jr. Anglers Clinic, teaching them how to fish . . . Being a foster child growing up, Bowens helped at an event at "His House", a foster home for abused and neglected children . . . Hobbies include computers, playing video games and basketball, and bowling . . . Full name is David Walter Bowens, born on July 3, 1977 in Denver, Colorado.

DAVID BOWENS' NFL REGULAR SEASON STATISTICS

YEAR	TEAM	G-S	TACK.	ASST.	TOTAL	FUM. REC.	FOR. FUM.	QB SACK	YDS LOST
1999	Denver	16-0	6	4	10	0	0	1	1
2000	Green Bay	14-0	16	18	34	0	0	3.5	32
2001	Washington	1-0	0	0	0	0	0	0	0
	Miami	8-0	5	8	13	0	1	1	5
2002	Miami	14-0	10	10	20	0	0	1.5	12
2003	Miami	4-0	2	0	2	0	0	1	8
5-YEAR TOTALS		57-0	39	40	79	0	1	8	58
MIAMI TOTALS		26-0	17	18	35	0	1	3.5	25

DAVID BOWENS' NFL PLAYOFF STATISTICS

YEAR	TEAM	G-S	TACK.	ASST.	TOTAL	FUM. REC.	FOR. FUM.	QB SACK	YDS LOST
2001	Miami	1-0	0	0	0	0	0	0	0

ADDITIONAL STATS

Special Teams Tackles: 9 in 1999, 7 in 2000, (Miami) 7 in 2001, 12 in 2002 for total of 35 (P-1)

Special Teams Fumble Recoveries: 1 in 2000

Special Teams Forced Fumbles: 1 in 2001

Kickoff Returns: 1 for 12 yards in 2000

DOLPHINS ARE 20-19 IN PLAYOFF GAMES

The Dolphins are 20-19 in the playoffs. The Dolphins own a record of 6-5 in AFC First-Round/Wild Card Playoffs, 7-9 in Divisional Playoffs, 5-2 in AFC Championships and 2-3 in Super Bowls. In the playoffs, Miami is 15-6 at home, 3-10 on the road and 2-3 on neutral sites.

SHULA IS COACH TO HALL OF FAMERS

Hall of Fame and former Dolphins Head Coach Don Shula has had 14 of his former players enshrined into the Pro Football Hall of Fame in Canton, Ohio. The most recent inductee was Nick Buoniconti, who played linebacker under Shula with the Dolphins from 1970-76, and entered the Hall in 2001. Of this group, seven played for Shula while he was Head Coach with the Baltimore Colts (1963-69), while seven were on his teams with the Dolphins (1970-95). This total of 14 is tied for the second-most players that an NFL head coach has had inducted into the Hall of Fame, along with Paul Brown and Vince Lombardi. They trail only George Halas, who had 25 players enshrined.

Tim Bowens

95

DEFENSIVE TACKLE

Height/Weight6-4, 325
Born2/7/73
CollegeMississippi '95
AcquiredD1, 1994
Signed Through2007
NFL11th Season
Dolphins11th Season



PRO CAREER

CAREER PRO BOWL SELECTIONS: 2 (1999, 2002).

FINS FACT

Tim is an avid follower of professional wrestling.

2003 – Started all 13 games in which he played, was inactive for three contests . . . Finished the year with 47 total tackles (24 solo), two sacks, 11 quarterback hurries, two forced fumbles and a pass defended . . . Key member of a defensive line that allowed an average of only 90.8 yards per game, fourth-fewest in the AFC and fifth in the NFL, as the Dolphins were the only team in the league not to permit an individual 100-yard rusher . . . Average per rush attempt yielded of 3.3 was second in the NFL in '03 and was the best figure in Dolphins history . . . Tallied two stops, including his first sack of the season, in win vs. Buffalo (9/21) . . . Was inactive at Jacksonville (10/12) with a left hand laceration sustained the previous week at N.Y. Giants (10/5) . . . That marked just the third game he had missed in his ten-year NFL career . . . Notched a season-high nine tackles vs. Indianapolis (11/2) . . . Was inactive at New England (12/7) with a left calf strain sustained the previous week at Dallas (11/27) . . . Recorded four tackles, including a sack, in win at Buffalo (12/21) when the Dolphins held the Bills to just 177 yards of total offense, including 73 on the ground on 28 attempts (2.6 avg.) . . . In the Bills game, accounted for a pair of forced fumbles, one of which occurred on his sack of QB Drew Bledsoe and led to a field goal . . . It marked the third time in his career he forced two fumbles in a game, having also done it against Kansas City on December 11, 1995 and at N.Y. Jets on November 27, 1994 . . . Was inactive for season finale vs. N.Y. Jets (12/28) with a left calf strain . . .

GAMES PLAYED: Now the most tenured Dolphin on the team's current roster, Tim enters his 11th season having played in 155 regular season games, including 153 starting assignments . . . His 155 games played are 12th most all-time in club history, and second-most among defensive linemen, trailing only Vern Den Herder, who appeared in 159 contests from 1971-81.

2002 – Was released by the Dolphins on February 28, 2002 before being re-signed to a three-year contract plus two option years later that same day . . . Underwent arthroscopic surgery prior to the season, on April 29, 2002 for loose body removal and a joint debridement in his left knee . . . The surgery was performed by Dr. John Uribe at HealthSouth Doctors' Hospital in Coral Gables . . . Started all 16 games at left defensive tackle, the first time since 1998 that he opened all 16 contests . . . Despite not having a sack, had one of the most effective seasons of his career . . . Tallied 46 tackles (27 solo) and was voted to the second Pro Bowl of his career, as a reserve . . . Teamed with Larry Chester in the middle of the defensive line as the Dolphins tied for fifth in the NFL against the run, having allowed an average of just 97.1 yards per contest and a 3.8-yard average per carry . . . Had a season-high six tackles at Minnesota (12/21) . . .

PRO BOWL: Was one of seven Dolphins named to the 2003 AFC Pro Bowl team, the most in the AFC and second in the NFL (Philadelphia, 10) . . . It was his second time being named

to the Pro Bowl team, along with his selection in 1998 . . . It was his first time playing the game as he missed the contest following the '98 season with a torn right biceps tendon . . . Along with Jason Taylor, who also was named to his second Pro Bowl team, Bowens and Taylor became the third and fourth Dolphin defensive linemen in club history to record multiple Pro Bowl appearances, joining Bob Baumhower (5 - 1979, 1981-84) and Bill Stanfill (4 - 1971-74).

2001 - Started all 15 games in which he played at left defensive tackle . . . Was inactive for one game . . . Tied for seventh on the team with 60 total tackles (36 solo), a figure which ranked second among the team's linemen . . . Added three sacks, two forced fumbles and two passes defended . . . Underwent arthroscopic surgery to his right knee on August 16, 2001 to remove loose bodies and torn cartilage . . . That surgery was performed by Dr. John Uribe at HealthSouth Doctors' Hospital . . . Also underwent surgery on September 14, 2001 to remove loose articular cartilage and to resect a medial plica from his left knee . . . The surgery was performed by Dr. John Zvijac at HealthSouth Doctors' Hospital . . . Missed contest vs. Oakland (9/23) because of the surgery . . . Posted seven tackles, including a half-sack, in win at Seattle (10/28) . . . Recorded a season-high eight stops in victory at Buffalo (11/25) . . . Matched that total with eight tackles at San Francisco (12/16) . . . Registered four tackles in season-ending win vs. Buffalo (1/6/02) and was awarded a defensive game ball . . . Started First-Round Playoff game vs. Baltimore (1/13/02) . . . Collected five tackles (three solo).

2000 - Started all 15 regular season games in which he played at left defensive tackle . . . Finished the year tenth on the team with 53 total tackles (34 solo) . . . Also registered 2.5 sacks, an interception and a career-high five passes defended . . . Sack total tied for third on the club . . . Only game he missed on the year was at Detroit (11/5) when he was inactive with plantar fasciitis in his right foot . . . That snapped a string of 104 consecutive contests in which Bowens had played, a streak which now is tied for the sixth-longest in club history . . . Opened the season with back-to-back five-tackle efforts, vs. Seattle (9/3) and at Minnesota (9/10) . . . One of his tackles in the Vikings game was a sack of quarterback Daunte Culpepper . . . Came up with the first interception of his career in that contest when he picked off a Culpepper pass . . . Also had five stops at Cincinnati (10/1) when he recorded 1.5 sacks, tied for the second-highest total of his career . . . Recorded a season-high six stops vs. Tampa Bay (12/10) . . . Matched that total in season finale at New England (12/24) . . . Started both playoff games following the 2000 season at left defensive tackle . . . Registered seven tackles (all solo), including six in Divisional game at Oakland (1/6/01) . . .

CONSECUTIVE GAMES PLAYED: From his rookie season through the eighth game of 2000, Bowens played in all 104 league games . . . That streak, which ended on November 5, 2000 at Detroit, is tied for the sixth-longest in franchise history . . . He missed the Lions game with plantar fasciitis in his right foot . . .

MOST CONSECUTIVE GAMES PLAYED IN DOLPHINS HISTORY

PLAYER	GAMES	YEARS OF STREAK
1. Jim Langer	128	1970-79
2. Garo Yepremian	127	1970-78
3. Bob Baumhower	125	1977-84
4. Richmond Webb	118	1991-98
5. Dwight Stephenson	107	1980-87
6. TIM BOWENS	104	1994-00
Jeff Cross	104	1988-94

1999 - Started 15 of the 16 games in which he played at left defensive tackle . . . Finished with 45 total tackles (28 solo), 1.5 sacks for 5.5 yards lost and a pass defended . . . Tallied five stops in 16-13 victory over Philadelphia (10/24), as Dolphins held the Eagles' offense without a touchdown . . . Was awarded a defensive game ball for his performance in the Eagles game . . . Posted four stops in win at Oakland (10/31), and was awarded a defensive game ball . . . Came up with two tackles, including a half-sack, in 17-0 victory over Tennessee (11/7), and received a defensive game ball for his performance . . . Notched a season-high seven tackles at Buffalo (11/14) . . . Turned in a five-tackle effort vs. San Diego (12/19) as Dolphins held the Chargers without a touchdown in 12-9 win . . . Did not start vs. N.Y. Jets (12/27) as Miami opened with six defensive backs . . . That snapped a string of 92 straight games in which Bowens had started, dating back to his rookie season of 1994 . . . Started both playoff games following the 1999 season at left defensive tackle . . . Totaled five tackles, including a sack, which came in Divisional game at Jacksonville (1/15).

1998 – Started all 16 regular season games at left defensive tackle . . . Was an integral part of a defense that allowed a league-low 265 points . . . Finished with 44 total tackles and a pass defended . . . Was voted as a starter to the AFC Pro Bowl squad, the initial Pro Bowl selection of his career and the only Dolphin chosen in 1998 . . . Did not play, however, due to a torn right biceps tendon . . . Registered seven tackles in season-opener at Indianapolis (9/6) . . . Had five stops the following week vs. Buffalo (9/13) when he received a defensive game ball as Miami held the Bills to just seven points on the afternoon . . . Had two stops and was awarded a defensive game ball for his performance in shutout victory over Pittsburgh (9/20) . . . Sustained a torn right biceps tendon in First-Round Playoff victory against Buffalo (1/2/99) . . . Was on Injured Reserve for Divisional contest at Denver (1/9/99) . . . Signed a five-year contract extension through 2002 on August 25, 1998, after signing a one year contract at the tender amount for a franchise player on August 21 . . .

PRO BOWL: Was named as a starter at defensive tackle for the AFC on the 1998 Pro Bowl team, the only Dolphin named to the squad . . . Became the first Dolphin to be chosen to the Pro Bowl since tackle Richmond Webb in 1996, and the first Miami starter since 1995, when Webb, quarterback Dan Marino and guard Keith Sims all were selected to start the game . . . Became the first defensive player to be picked as a starter since linebacker Bryan Cox in 1992, and the first defensive lineman chosen since Jeff Cross in 1990 . . . He also became the first Dolphins defensive tackle to be picked since Brian Sochia in 1988, and he is only the second defensive tackle in team history to be named a Pro Bowl starter, joining Bob Baumhower, who was selected in 1983.

1997 – Started all 16 games at left defensive tackle . . . Was voted by his teammates as the defensive captain on November 5 . . . Finished the year with 70 total tackles, five sacks for 43.5 yards lost, one fumble recovery, two forced fumbles and four passes defended . . . Tackle total represented the second-most of his career and ranked seventh on the squad . . . Five sacks were a career-best as well, and tied for second on the club . . . Opened the season with six tackles, including a sack, vs. Indianapolis (8/31) . . . Recorded six stops and a sack vs. Kansas City (10/5) . . . Had one sack among four tackles at N.Y. Jets (10/12) . . . Tallied a season-high nine tackles, including a half-sack, vs. Chicago (10/27) . . . Turned in best performance of the season at Oakland (11/30), when he matched a season-high with nine tackles, and registered a season-best 1.5 sacks, including a forced fumble, fumble recovery and his first career touchdown . . . Along with Zach Thomas, sacked Raiders QB Jeff George in the end zone, and in the process stripped George of the ball and recovered it for his first career score . . . It marked the first time a Dolphins defensive lineman scored a touchdown since Chuck Klingbeil scored a TD when he recovered a fumble by Packers QB Don Majkowski in the end zone on September 22, 1991 vs. Green Bay . . . Started in Dolphins' 17-3 First-Round Playoff loss at New England (12/28) and recorded four tackles.

1996 – Started all 16 games at right defensive tackle . . . Finished with a career-high 75 tackles (57 solo), three sacks, one fumble recovery, two forced fumbles and three passes defended . . . Opened season with five tackles and added one pass defended and one fumble recovery against New England (9/1) . . . Registered five tackles, one forced fumble and a pair of sacks for his first career multiple sack game, at Buffalo (10/13) . . . Recorded eight tackles at Philadelphia (10/20) . . . Finished second on the team with nine tackles at Houston (11/17) . . . Had four tackles and a sack against N.Y. Giants (12/8).

1995 – Started all 16 regular season games and one playoff contest . . . Finished with 52 tackles (44 solo), two sacks, two fumble recoveries, two forced fumbles and four passes defended . . . Posted two tackles, including two half-sacks (shared with Marco Coleman and Dion Foxx) and recovered a fumble against Pittsburgh (9/18) . . . Tied for team lead with six tackles and a sack at N.Y. Jets (10/22) . . . Registered seven tackles and also deflected an 18-yard field goal attempt by Matt Bahr against New England (11/12) . . . Had four tackles, two forced fumbles, and one fumble recovery against Kansas City (12/11), marking the second time in his career with two forced fumbles; he also forced a pair of fumbles at N.Y. Jets on Nov. 27, 1994 . . . Posted four tackles in AFC First-Round Playoff game at Buffalo (12/30).

1994 – Played in all 16 regular season games with 15 starts, and started both playoff contests as a rookie . . . Earned numerous rookie honors including NFL Defensive Rookie of the Year by both Associated Press and Pro Football Weekly . . . Finished with 63 tackles (45 solo), three sacks, three forced fumbles, one fumble recovery and three passes defended . . . Important part of Dolphins defense which set team record for fewest rushing yards allowed in a season . . . Made NFL debut in starting role at defensive tackle against New England (9/4) and had three tackles . . . Saw only reserve action of season as team opened in nickel defense at

Green Bay (9/11) . . . Posted four tackles and first NFL sack, at Minnesota (9/25) . . . Had nine tackles at Buffalo (10/9) . . . Finished with nine tackles against Indianapolis (11/6) . . . Recorded nine tackles, one pass defended and a fumble recovery against Chicago (11/13) . . . Had exceptional game at N.Y. Jets (11/27) with seven tackles, one sack and two forced fumbles . . . Started both playoff contests . . . Finished with six tackles (four solo) and a pass defended . . . First-round draft choice (20th overall) of Miami in 1994 . . .

ROOKIE HONORS: One of the most honored NFL rookies in 1994 . . . Named NFL Defensive Rookie of the Year by Associated Press and Pro Football Weekly . . . Became first Dolphins player to win AP's defensive rookie award since A.J. Duhe in 1977 . . . Picked as second-team All-AFC by United Press International . . . Selected as Tommy Fitzgerald Award winner as outstanding Miami rookie in training camp . . . Named to all-rookie teams of College and Pro Football Newsweekly, Football News, Pro Football Weekly and Pro Football Writers of America . . . Voted by South Florida media as Dolphins' Rookie of the Year and Outstanding Defensive Lineman.

COLLEGE

One-year starter at Mississippi (1993) . . . Transferred from Itawamba (Miss.) Community College . . . Left school following junior campaign . . . Played in nine games with seven starts in his final season . . . Key member of nation's top defense . . . Named second-team All-Southeastern Conference . . . Recorded 53 tackles (47 solo) and six sacks . . . Added one forced fumble, one fumble recovery and one interception . . . Responded with three tackles, three quarterback pressures, a forced fumble and an interception in first collegiate start, against Vanderbilt . . . Sat out contests against Northern Illinois and Mississippi State to concentrate on academics . . . Lettered twice at Itawamba Community College . . . Named All-American, all-region and all-state as a sophomore . . . Recorded 58 tackles (45 solo), eight sacks, two fumble recoveries and two forced fumbles . . . Had five sacks and was named Most Valuable Player of the Mineral Bowl . . . Named all-state as a freshman . . . Recorded 50 tackles (38 solo), two fumble recoveries, one forced fumble and five sacks . . . Majored in criminal justice.

PERSONAL

Single, resides in Williams Island, Fla . . . Has two sons, Camrin Deion (3/15/96) and Tim, Jr. (6/14/99), and two daughters, Timera (11/9/00) and Christina (12/19/03) . . . Attended Okolona (Miss.) High School . . . Named all-state and was a two-time all-district selection . . . Lettered as a tight end and linebacker . . . Led team to an 11-2 record and Class AA state semifinals as a senior . . . Lettered three times in football and twice in basketball . . . One of three players who purchased \$5,000 in game tickets for local police and firefighters during the 2001 season . . . Has made several donations to the Daily Bread Food Bank and the Broward Partnership for the Homeless for various holiday projects . . . Enjoys shooting pool in spare time . . . Lists "Friday" as favorite movie, "Martin" as favorite television show and Ice Cube as favorite recording artist . . . Full name is Timothy L. Bowens, born February 7, 1973, in Okolona, Miss.

TIM BOWENS' NFL REGULAR SEASON STATISTICS

YEAR	TEAM	G-S	TACK.	ASST.	TOTAL	FUM. REC.	FOR. FUM.	QB SACK	YDS LOST
1994	Miami	16-15	45	18	63	1	3	3	27
1995	Miami	16-16	44	8	52	2	2	2	16
1996	Miami	16-16	57	18	75	1	2	3	16
1997	Miami	16-16	48	22	70	1	2	5	43.5
1998	Miami	16-16	29	15	44	0	0	0	0
1999	Miami	16-15	28	17	45	0	0	1.5	5.5
2000	Miami	15-15	34	19	53	0	0	2.5	13.5
2001	Miami	15-15	36	24	60	0	2	3	6.5
2002	Miami	16-16	27	19	46	0	0	0	0
2003	Miami	13-13	24	23	47	0	2	2	24
10-YEAR TOTALS		155-153	372	183	555	5	13	22	152

TIM BOWENS' NFL PLAYOFF STATISTICS

YEAR	TEAM	G-S	TACK.	ASST.	TOTAL	FUM. REC.	FOR. FUM.	QB SACK	YDS LOST
1994	Miami	2-2	4	2	6	0	0	0	0
1995	Miami	1-1	2	2	4	0	0	0	0
1997	Miami	1-1	3	1	4	0	0	0	0
1998	Miami	1-1	0	0	0	0	0	0	0
1999	Miami	2-2	5	0	5	0	0	1	7
2000	Miami	2-2	7	0	7	0	0	0	0
2001	Miami	1-1	2	3	5	0	0	0	0
PLAYOFF TOTALS		10-10	23	8	31	0	0	1	7

ADDITIONAL STATS

Interceptions: 1 for 0 yards in 2000

Passes Defended: 3 in 1994, 4 in 1995, 3 in 1996, 4 in 1997, 1 in 1998, 1 in 1999, 5 in 2000, 2 in 2001, 1 in 2003 for total of 24 (P-1)

Defensive Touchdowns: 1 fumble recovery in 1997

SINGLE-GAME HIGHS

Most Sacks: 2.0 at Buffalo, 10/13/96
1.5 at Oakland, 11/30/97
1.5 at Cincinnati, 10/1/00

Chris Chambers

84 WIDE RECEIVER

Height/Weight5-11, 210

Born8/12/78

CollegeWisconsin '01

AcquiredD2, 2001

Signed Through2004

NFLFourth Season

DolphinsFourth Season



PRO CAREER

2003 — Started all 16 games in which he played, becoming the first Dolphins wide receiver to do this since Oronde Gadsden in 2000 . . . Finished the season with 64 catches for 963 yards and 11 touchdowns . . . Led the team in all three categories . . . Reception total tied for 14th in the AFC while his yardage figure ranked seventh . . . Tied for fifth in the conference in overall touchdowns and was first in the AFC and third in the NFL in receiving scores . . . Accounted for the most catches by a Dolphin since 1999 when Tony Martin had 67 receptions . . . His yardage total was the most by a Dolphin since Martin had 1,037 yards in '99 and his 11 touchdowns were the most since Mark Clayton hauled in 12 receiving scores in 1991 . . . Of his 64 receptions, eight went for 25 yards or longer, the most on the team . . . Over the course of the season, led the team in receptions nine times and in receiving yards on nine occasions . . . His average per reception of 15.0 tied for the ninth-highest figure among the top 50 receiving yardage leaders in the AFC . . . Also rushed for 30 yards on four attempts on the year . . .

FINS FACT

In addition to being a standout receiver in college, Chris also performed on the Wisconsin basketball team his freshman year (1997-98) where he appeared in seven games upon the conclusion of his first collegiate football season.

100-YARD GAMES: Accounted for two 100-yard receiving games in 2003, including 118 yards on seven receptions in the opener vs. Houston (9/7) and 153 yards on nine catches in the finale vs. N.Y. Jets (12/28) . . . The Dolphins were 1-1 in those games . . . Has now had seven 100-yard receiving games in his career, and the Dolphins are 4-3 in those games . . .

RECEIVING TOUCHDOWNS: Of Chambers' 64 receptions on the year, 11 went for touchdowns . . . This total led the AFC and was third in the NFL, trailing only Minnesota's Randy Moss (17) and St. Louis' Tory Holt (12) . . . That total marked the most by a Dolphin since Mark Clayton hauled in 12 receiving scores in 1991 and it was the fifth-highest single-season total in franchise history . . . In addition, Chambers' one touchdown catch for every 5.8 receptions was the highest of the top 50 receivers in the AFC and second among the top 50 receivers in both conferences:

HIGHEST TOUCHDOWN TO RECEPTION RATIOS IN THE NFL

PLAYER	TEAM	TD REC.	TOTAL REC.	TDS/REC.
1. Javon Walker	Green Bay	9	41	4.6
2. CHRIS CHAMBERS	MIAMI	11	64	5.8
3. Randy Moss	Minnesota	17	111	6.5
4. Justin McCareins	Tennessee	7	47	6.7
Tai Streets	San Francisco	7	47	6.7

RECEIVING TOTALS OVER FIRST THREE YEARS: Over his first three NFL seasons, Chambers has caught 164 passes for 2,580 yards and 21 touchdowns . . . All three figures are the second-most ever by a Dolphin in his first three years with the team:

HIGHEST RECEIVING TOTALS BY A DOLPHIN IN HIS FIRST THREE YEARS WITH THE TEAM

RECEPTIONS			RECEIVING YARDS			RECEIVING TOUCHDOWNS		
PLAYER	YRS.	REC.	PLAYER	YRS.	YDS.	PLAYER	YRS.	TDs
I. Fryar	1993-95	199	I. Fryar	1993-95	3190	M. Clayton	1983-85*	23
C. CHAMBERS	2001-03*	164	C. CHAMBERS	2001-03*	2580	C. CHAMBERS	2001-03*	21
K. Byars	1993-95	161	M. Clayton	1983-85*	2499	P. Warfield	1970-72	20
T. Kirby	1993-95*	155	M. Duper	1982-84*	2309	I. Fryar	1993-95	20
O. Gadsden	1998-00*	152	P. Warfield	1970-72	2305	O. Gadsden	1998-00*	19

* Denotes first three years in the NFL

GAME HIGHLIGHTS - VS. HOUSTON (SEPT. 7): Led the Dolphins in receptions and receiving yards with seven catches for 118 yards and two touchdowns . . . Also had one rush for 12 yards . . . His touchdowns came on receptions of 57 and 21 yards, both from Jay Fiedler . . . His 57-yard TD catch is the third longest reception of his career and his seven catches tied his single-game career best, along with his seven catch games on December 22, 2001 at New England and on December 15, 2002 vs. Oakland . . . It marked the sixth 100-yard receiving game of his career . . . His two touchdown receptions tied for his single game career high, which he had accomplished three times previously, and now is tied for second . . .

VS. BUFFALO (SEPT. 21): Led the team in receptions with five catches for 51 yards and one touchdown, which came on a 12-yard TD pass from Jay Fiedler . . . It was his third touchdown catch of the season, which equaled his total for all of 2002 . . .

VS. NEW ENGLAND (OCT. 19): Had three catches for 30 yards and one touchdown, which came on a six-yard pass from Jay Fiedler, marking his first of three straight games with a touchdown reception . . .

AT SAN DIEGO (OCT. 27): In Monday night game against the Chargers in Tempe, Ariz., led the Dolphins in reception yardage with 79 yards on four catches, including one touchdown, which came on a five-yard pass from Brian Griese, marking Griese's first ever pass attempt as a Dolphin . . . Chambers had a 49-yard reception in that contest, at the time the third longest reception of his career . . .

VS. INDIANAPOLIS (NOV. 2): Registered three catches for 56 yards and one touchdown, which came on a 28-yard TD pass from Brian Griese . . . It was the third straight game in which he had a touchdown reception, tied for the longest such streak of his career . . . He also had a TD reception in games 10-12 of 2001, during which time he totaled five scoring catches . . .

AT DALLAS (NOV. 27): In Thanksgiving Day game against Cowboys, led the Dolphins in both receptions and reception yardage with five catches for 96 yards and three touchdowns . . . His three TD receptions came on scoring passes of 39, 6 and 35 yards from Jay Fiedler . . . It was his second game of the season with two or more touchdown catches and the fifth of his career with multiple touchdown catches . . . His three touchdown catches represented a personal single-game career high . . . It also is tied for the third-highest single-game touchdown reception total in Dolphin history, and was the most since Lamar Thomas had three scores on December 21, 1998 against Denver . . . For his performance in the game, Chambers, along with QB Jay Fiedler, shared the Phil Simms Ironman of the Game Award . . .

VS. N.Y. JETS (DEC. 28): In season finale, led the Dolphins in receptions and reception yardage with career-high figures of nine catches for 153 yards and one touchdown, which occurred on a 20-yard scoring pass from Jay Fiedler . . . His nine catches surpassed his former high of seven, which he had accomplished three times previously . . . His 153 yards in receptions surpassed his previous best in that category of 138 yards, which he achieved on December 15, 2002 vs. Oakland . . . His yardage total was the most by a Dolphin since October 10, 1999 when Tony Martin had 166 yards at Indianapolis.

2002 — Started all 15 games in which he played . . . Was inactive for one game . . . Led team with 52 receptions for 734 yards . . . Also scored three touchdowns . . . Totaled 78 rushing yards on six carries, including a long run of 45 yards . . . Had seven catches of 25 yards or longer, second-most on the team, trailing only James McKnight (9) . . . Led team in receptions five times and in receiving yards on five occasions as well . . . Was inactive for game vs. Buffalo (10/20) while recovering from a concussion sustained the previous week at Denver (10/13) . . . Rushing total on the year was the fourth-highest single-season total by a Dolphins wide receiver, trailing only the 115 yards by Paul Warfield in 1971 (nine atts.), the 89 yards by Nat Moore in 1977 (14 atts.) and the 87 yards by Freddie Solomon in 1975 (four atts.) . . .

GAME HIGHLIGHTS — VS. DETROIT (SEPT. 8): Caught three passes for 36 yards, including a nine-yard TD reception from Jay Fiedler in season-opening 49-21 win vs. Detroit . . .

AT KANSAS CITY (SEPT. 29): Hauled in six passes for 102 yards, the fourth 100-yard receiving game of his career . . . Had a long catch of 38 yards, his third-longest reception of the season . . . Six catches marked the second-most receptions of his career at the time . . .

VS. NEW ENGLAND (OCT. 6): Had six receptions for 62 yards, including a seven-yard scoring catch from Jay Fiedler which gave the Dolphins a 14-0 lead in their 26-13 win over the defending Super Bowl champion Patriots . . .

VS. OAKLAND (DEC. 15): Turned in his second 100-yard receiving game of the season and the fifth of his career with seven catches for 138 yards, including a long catch of 40 yards, his second-longest reception of the season . . . Reception total tied a career-high at the time that he first set on December 22, 2001 at New England, while his yardage total represented a career-best at the time, surpassing his previous high of 124 yards achieved in that same Patriots game from 2001 . . . Also had a pair of catches of 29 yards apiece . . . Of his yardage total on the day, 117 came in the first half as he became the first Dolphin to have 100 yards receiving in a half since Chambers had 108 yards in the second half at New England on December 22, 2001 . . .

AT MINNESOTA (DEC. 21): Had two receptions for 58 yards, including a season-long 59-yard TD catch from Jay Fiedler on the game's fifth play from scrimmage . . . It was the second-longest pass play by the Dolphins in 2002 and the second-longest catch in Chambers' career . . .

AT NEW ENGLAND (DEC. 29): Did not catch a pass, but rushed three times for 59 yards, including a long run of 45 yards . . . 59 yards rushing tied for the highest single-game rushing total by a wide receiver in team history, along with the 59 yards (1 att.) by Freddie Solomon on December 5, 1976 against Buffalo . . . Chambers' 45-yard run is the third-longest ever by a Dolphins wide receiver, trailing only the 59-yard TD run by Solomon in that Bills game and a 48-yard run by Frank Jackson on November 26, 1967 against Buffalo.

2001 — Turned in one of the most productive seasons of any rookie wide receiver in club history . . . Started seven of the 16 games in which he played . . . Finished with 48 receptions for 883 yards and seven touchdowns . . . Yardage and touchdown totals both led the team, as did his 18.4-yard average per reception . . . Reception figure ranked third . . . Was 18th in the AFC in receiving yards, while his average per catch was first among the top 20 receivers in both the AFC and NFC . . . Led the team in receptions once and in receiving yardage on three occasions . . . Topped the 100-yard receiving mark three times . . . Also returned 36 kickoffs for a 22.5-yard average with a long of 47 . . . Second-round draft choice (52nd overall) by the Dolphins in 2001, with a choice obtained from Indianapolis though Dallas in a draft-day trade-up . . .

AMONG ROOKIE RECEIVERS: In 2001, Chambers established the Dolphins' rookie single-season record for most receiving yards, snapping the previous mark of 874 set by RB Terry Kirby

in 1993 . . . He also established the rookie mark for receiving touchdowns, as he broke the record first set by Andre Brown, who had five scores in 1989 . . . His reception total tied for the third-most ever by a Dolphins rookie in a season, and was second among wide receivers . . .

MIAMI DOLPHINS ROOKIE SINGLE-SEASON RECEIVING LEADERS

RECEIVING YARDS			RECEPTIONS			RECEIVING TOUCHDOWNS		
PLAYER	YEAR	YDs.	PLAYER	YEAR	REC.	PLAYER	YEAR	TDs
C. CHAMBERS	2001	883	T. Kirby (RB)	1993	75	C. CHAMBERS	2001	7
T. Kirby (RB)	1993	874	J. Clancy	1967	67	A. Brown	1989	5
J. Clancy	1967	868	C. CHAMBERS	2001	48	R. McMichael (TE)	2002	4
N. Moore	1974	605	T. Stradford (RB)	1987	48	J. Harper (RB)	1967	3
F. Edmunds (TE)	1988	575	J. Kiick (RB)	1968	44	J. Cefalo	1978	3
						F. Edmunds (TE)	1988	3
						T. Kirby (RB)	1993	3

* All players are wide receivers except as noted

On the season, Chambers topped all NFL rookies in both receiving yardage and touchdowns, and tied for second in receptions . . .

NFL ROOKIE RECEIVING LEADERS IN 2001

RECEIVING YARDS			RECEPTIONS			RECEIVING TOUCHDOWNS		
PLAYER	TEAM	YDs.	PLAYER	TEAM	REC.	PLAYER	TEAM	TDs
C. CHAMBERS	MIA.	883	L. Tomlinson (RB)	S.D.	59	C. CHAMBERS	MIA.	7
R. Gardner	Wash.	741	C. CHAMBERS	MIA.	48	R. Gardner	Wash.	4
K. Robinson	Sea.	536	R. Gardner	Wash.	46	D. Terrell	Chi.	4

* All players are wide receivers except as noted

In 2001, Chambers had the most productive season of any rookie wide receiver in the NFL . . . With 48 receptions for 883 yards and seven touchdowns, he led all rookie wide receivers in each of these three categories . . . Chambers' performance is particularly impressive when you consider the fact that nine wide receivers were selected before him, as he was not taken until the second round, the 52nd pick overall . . . The following is a look at the rookie seasons of the top ten wide receivers taken in the 2001 draft:

TOP TEN WIDE RECEIVERS SELECTED IN THE 2001 DRAFT

PLAYER	TEAM	ROUND OVERALL		REC.	YDS.	AVG.	LG	TD
		DRAFTED	PICK					
David Terrell	Chicago	1	8	34	415	12.2	62	4
Koren Robinson	Seattle	1	9	39	536	13.7	42	1
Rod Gardner	Washington	1	15	46	741	16.1	85t	4
Santana Moss	N.Y. Jets	1	16	2	40	20.0	33	0
Freddie Mitchell	Philadelphia	1	25	21	283	13.5	29	1
Reggie Wayne	Indianapolis	1	30	27	345	12.8	43	0
Quincy Morgan	Cleveland	2	33	30	432	14.4	78	2
Chad Johnson	Cincinnati	2	36	28	329	11.8	28	1
Robert Ferguson	Green Bay	2	41	0	0	0.0	0	0
CHRIS CHAMBERS	MIAMI	2	52	48	883	18.4	74t	7

LONG RECEPTIONS: Chambers had 14 receptions of 25 yards or longer in 2001, tied for the fourth-highest total in the NFL . . .

2001 NFL LEADERS IN RECEPTIONS OF 25 YARDS OR LONGER

PLAYER	TEAM	GAMES PLAYED	NUMBER
1. Terrell Owens	San Francisco	16	18
2. David Boston	Arizona	16	15
Marvin Harrison	Indianapolis	16	15
4. CHRIS CHAMBERS*	MIAMI	16	14
Derrick Mason	Tennessee	16	14

* Rookie

His 74-yard touchdown catch from Jay Fiedler on November 11 at Indianapolis is tied for the second-longest ever by a Dolphins rookie and is the longest by a rookie wide receiver:

LONGEST RECEPTIONS BY A DOLPHINS ROOKIE

PLAYER	POS.	LENGTH	QUARTERBACK	DATE	OPPONENT
1. Ferrell Edmunds	TE	80t	Dan Marino	11/27/88	at N.Y. Jets
2. CHRIS CHAMBERS	WR	74t	JAY FIEDLER	11/11/01	AT INDIANAPOLIS
Stanley Pritchett	FB	74t	Dan Marino	9/15/96	vs. N.Y. Jets

AVERAGE PER RECEPTION: Chambers' average per reception in 2001 of 18.4 was first among the top 20 receivers in both the AFC and NFC . . . In addition, it was the highest by a Dolphin (minimum of 24 receptions) since Mark Duper put together a 19.6-yard norm (67-1,313) in 1986 and Mark Clayton accounted for a 19.2-yard average that same year (60-1,150) . . . Chambers' average per catch of 18.4 also marked a new Dolphins rookie record, surpassing the previous mark of 17.4, first set by TE Ferrell Edmunds in 1988:

HIGHEST AVERAGE PER CATCH BY A DOLPHINS ROOKIE

PLAYER	POSITION	YEAR	AVG.
1. CHRIS CHAMBERS	WIDE RECEIVER	2001	18.4
2. Ferrell Edmunds	Tight End	1988	17.4
3. Andre Brown	Wide Receiver	1989	17.1
4. Nat Moore	Wide Receiver	1974	16.4

Chambers also owns two of the top three highest single-game average per reception figures by a Dolphins rookie (minimum 3 receptions) . . . He put together a rookie-record 37.7-yard average (3-113) on November 11 at Indianapolis, breaking the old mark of 30.3, first set by Mel Baker (4-121) on December 15, 1974 against New England . . . His 25.3-yard average (3-76) on October 28 at Seattle is the third-highest figure:

HIGHEST SINGLE-GAME AVERAGE PER RECEPTION BY A DOLPHINS ROOKIE

PLAYER	DATE	OPPONENT	REC.	YDS.	AVG.
1. CHRIS CHAMBERS	11/11/01	AT INDIANAPOLIS	3	113	37.7
2. Mel Baker	12/15/74	vs. New England	4	121	30.3
3. CHRIS CHAMBERS	10/28/01	AT SEATTLE	3	76	25.3
4. Duriel Harris	11/12/76	vs. Baltimore	5	116	23.2
5. Andre Brown	10/29/89	at Buffalo	5	105	21.0

100-YARD RECEIVING GAMES: Chambers had three 100-yard receiving games on the year, tied with Jack Clancy (1967) for the most ever by a Dolphins rookie . . . His first came on November 11 at Indianapolis when he had three catches for 113 yards and two touchdowns, representing the first 100-yard receiving game by a Dolphins rookie since December 19, 1993, when running back Terry Kirby had nine catches for 148 yards and a TD against Buffalo . . . It was the first by a rookie wide receiver since Andre Brown amassed 106 yards and a TD on five receptions on October 29, 1989 at Buffalo . . . He also had five catches for 101 yards and two touchdowns on November 25 at Buffalo, and seven catches for 124 yards on December 22 at New England . . .

MOST 100-YARD RECEIVING GAMES BY A DOLPHINS ROOKIE

PLAYER	POSITION	YEAR	NO.
1. CHRIS CHAMBERS	WIDE RECEIVER	2001	3
Jack Clancy	Wide Receiver	1967	3
3. Terry Kirby	Running Back	1993	2
4. Four different players			1

ROOKIE OF THE MONTH: Chambers was named the NFL Offensive Rookie of the Month for November . . . In four games that month, caught 14 passes for 293 yards and four touchdowns . . . Amassed more than 100 yards receiving in two of those four games . . . Became the third Dolphins rookie to win such an honor, joining LB Zach Thomas (October, 1996) and T Todd Wade (October, 2000) . . .

POSTSEASON HONORS: Was a consensus all-rookie selection . . . Was named the NFL Offensive Rookie of the Year by both Football News and Football Digest . . . In a vote of South Florida media and fans, was named the Dolphins Newcomer of the Year for 2001, the first rookie to earn this honor since Jason Taylor in 1997 . . .

GAME HIGHLIGHTS – AT TENNESSEE (SEPT. 9): Made NFL debut in a starting role as the Dolphins opened with three wide receivers . . . Caught two passes for 52 yards . . . First NFL reception was a 36-yard grab from Jay Fiedler in the first quarter . . . He became just the fourth rookie wide receiver to start on opening day, joining John Roderick (1966), Karl Noonan (1966) and Otto Stowe (1971) . . .

AT ST. LOUIS (SEPT. 30): Had four catches for 59 yards with a long of 33 . . . Also fielded kickoffs for the first time in his career, as he returned two for a 34.5-yard average with a long of 47 . . .

AT SEATTLE (OCT. 28): Recorded three receptions for 76 yards, including a long reception of 43 . . . Marked his fourth-highest yardage total of the season . . . Was awarded an offensive game ball . . .

AT INDIANAPOLIS (NOV. 11): Had three receptions for 113 yards and two touchdowns, marking the first 100-yard receiving game of his career . . . Was awarded an offensive game ball . . . It was the eighth-highest single-game yardage total by a Dolphins rookie . . . 37.7-yard average per reception in that game is the highest ever by a Dolphins rookie in a game (min. 3 receptions) . . . It was the first 100-yard receiving game by a Dolphins rookie since RB Terry Kirby had nine catches for 148 yards and a TD on December 19, 1993 against Buffalo . . . It was the first by a Dolphins rookie wide receiver since October 29, 1989 when Andre Brown had five catches for 106 yards and a TD at Buffalo . . . Had scoring catches of 74 and 29 yards . . . 74-yarder occurred with 3:04 to play in the first half and it marked the longest by a Dolphins rookie since FB Stanley Pritchett hauled in a 74-yard scoring catch from Dan Marino on September 15, 1996 against the N.Y. Jets . . . The 74-yard TD catches are tied for second for the longest receptions by a Dolphins rookie, trailing only the 80-yarder by TE Ferrell Edmunds from Marino on November 27, 1988 at the N.Y. Jets, while Chambers' is the longest by a rookie wide receiver . . . His 29-yarder came with 7:44 to play in the contest and provided the winning points in Miami's 27-24 victory . . . He became just the second Dolphins rookie ever to have two TD catches in a game, joining Mel Baker, who had scoring catches of 37 and 46 yards from Earl Morrall on December 15, 1974 against New England . . . Along with Travis Minor's 56-yard TD run, it marked the first time that a rushing touchdown and a receiving touchdown had been scored by Dolphins rookies in the same game since September 13, 1999 at Denver, when J.J. Johnson had a one-yard TD run and Rob Konrad had a 12-yard TD reception from Dan Marino . . . It was the first time that a rookie running back and wide receiver had touchdowns in the same game since October 24, 1993 against Indianapolis, when WR O.J. McDuffie had a 71-yard punt return for a TD and RB Terry Kirby had a 44-yard scoring reception from Scott Mitchell and a 14-yard TD run . . . It was the first time that a rookie wide receiver had a TD reception and a rookie running back had a TD run in the same game since November 19, 1989 at Dallas, when RB Sammie Smith had a one-yard scoring run and WR Andre Brown had a 48-yard TD catch from Marino . . .

AT BUFFALO (NOV. 25): Had five catches for 101 yards, and spearheaded a fourth-quarter comeback in which the Dolphins responded from an 11-point deficit with a pair of touchdown catches in the final period . . . First scoring catch was from 22 yards out and came with 4:07 to play in the game and closed the Bills' lead to three points at 27-24 . . . Hauled in a 32-yard scoring strike with 48 seconds remaining, lifting the Dolphins to the 34-27 victory . . . It represented his second 100-yard receiving game of the year and was the second time that he accounted for a pair of touchdowns . . . Along with Oronde Gadsden's 116 receiving yards, it was the first time that two Dolphins had 100 yards receiving in the same game since

December 5, 1999 against Indianapolis when Gadsden (103 yards) and Tony Martin (109 yards) accomplished the feat . . . It was only the third time that a Dolphins rookie was involved in a dual 100-yard receiving game, as he joined TE Ferrell Edmunds (117 yards along with 116 by Mark Clayton on 11/27/88 at N.Y. Jets) and WR Andre Brown (105 yards along with 122 by Clayton on 10/29/89 at Buffalo) . . .

VS. DENVER (DEC. 2): Caught three passes for 35 yards, including an 11-yard TD catch from Jay Fiedler, his fifth TD reception of the year, tying him with Andre Brown (1989) for the Dolphins rookie record for most touchdown catches . . .

VS. INDIANAPOLIS (DEC. 10): In Monday night game, hauled in three passes for 36 yards, two of which went for touchdowns, marking his third multiple-touchdown game of the year . . . First TD catch was a two-yarder, 4:19 into the second quarter as he established the club's single-season record for touchdown catches by a rookie . . . Also caught a 32-yard scoring pass in the fourth quarter . . .

AT NEW ENGLAND (DEC. 22): Led the Dolphins with seven receptions for 124 yards, his third 100-yard receiving game of the year . . . Seven catches are tied for the seventh-highest single-game total by a Dolphins rookie, while his yardage figure is the third-highest total:

DOLPHINS SINGLE-GAME ROOKIE RECEIVING BESTS

RECEPTIONS

PLAYER	OPP., DATE	NO.
1. Rob Konrad	@Wash., 1/2/00	10
2. Terry Kirby	vs. Buff., 12/19/93	9
3. Jack Clancy	at Oak., 11/19/67	8
Jack Clancy	vs. S.D., 12/10/67	8
Troy Stradford	vs. Pitt., 11/1/87	8
Terry Kirby	vs. Giants, 12/5/93	8
7. CHRIS CHAMBERS	AT N.E., 12/22/01	7
Several other players		7

RECEIVING YARDS

PLAYER	OPP., DATE	YDS.
1. Terry Kirby	vs. Buff., 12/19/93	148
2. Jack Clancy	at Hou., 12/3/67	126
3. CHRIS CHAMBERS	AT N.E., 12/22/01	124
4. Mel Baker	vs. N.E., 12/15/74	121
5. Ferrell Edmunds	at Jets, 11/27/88	117
6. Duriel Harris	vs. Balt., 11/22/76	116
7. Jack Clancy	at Oak., 11/19/67	114
8. CHRIS CHAMBERS	AT IND., 11/11/01	113

VS. BUFFALO (JAN. 6): In season finale, started in place of an injured Oronde Gadsden . . . Had three receptions for a team-high 48 yards . . . Sustained a sprained right ankle in the game, causing him to miss First-Round Playoff game vs. Baltimore (1/13/02).

COLLEGE

Four-year letterman (1997-00) for the Badgers . . . Played in 43 games in his career, starting each of the final 33 . . . Finished with 127 receptions for 2,004 yards and 16 touchdowns . . . Also rushed for 17 yards on two carries, returned one kickoff for 15 yards and fielded five punts for two yards . . . Currently ranks third on the school's all-time list for receptions and yardage . . . Despite playing in only nine games as a senior because of a stress fracture in his right foot, put together the most productive season of his career with 52 receptions for 813 yards and five touchdowns . . . Was a second-team All-Big 10 Conference choice . . . Had the best game of his career when he hauled in 11 passes for 191 yards against Iowa . . . That came one week after he had 11 receptions for 173 yards and a touchdown against Purdue . . . Missed two games as a junior with a broken finger, but still led the team in receiving with 41 catches for 578 yards and four scores, and was an honorable mention All-Big 10 pick . . . Also topped the team in receiving his sophomore season when he totaled 28 catches for 563 yards and seven touchdowns, including an 80-yard grab against Michigan . . . Was a backup guard on the Badger basketball team during his freshman year of 1997-98 . . . Majored in sociology and law.

PERSONAL

Single . . . Earned All-America accolades and was a two-time all-state performer at Bedford (Ohio) High School, the same school that produced fellow Wisconsin wide receiver Lee Evans, a first-round draft choice of Buffalo this year . . . Totaled 75 receptions and 24 touchdowns in his prep career . . . Also lettered in basketball and track . . . As a senior, was a third-team all-state selection in basketball . . . In track, was the state champion in the 400-meters as a senior with a time of 47.1 . . . Has assisted in building houses for Habitat for Humanity . . . Recently

started his own foundation which helps kids both athletically and from an education standpoint as well . . . Recently started his own web site, located at www.chrischambers84.com . . . Also had a weekly radio show during the 2003 season on WRFX Radio in Miami . . . The Cleveland Browns were his favorite team growing up and Eric Metcalf was his favorite athlete . . . Lists "The Matrix" as his favorite movie and "Martin" as his favorite television show . . . Enjoys watching movies in his spare time . . . Full name is Chris J. Chambers, born August 12, 1978 in Cleveland, Ohio.

CHRIS CHAMBERS' NFL REGULAR SEASON STATISTICS

YEAR	TEAM	G-S	NO.	RECEIVING				ATT.	RUSHING			
				YDS.	AVG.	LG	TD		YDS.	LG	TD	
2001	Miami	16-7	48	883	18.4	74t	7	1	-11	-11	0	
2002	Miami	15-15	52	734	14.1	59t	3	6	78	45	0	
2003	Miami	16-16	64	963	15.0	57t	11	4	30	12	0	
3-YEAR TOTALS		47-38	164	2580	15.7	74t	21	11	97	45	0	

CHRIS CHAMBERS' NFL PLAYOFF STATISTICS

YEAR	TEAM	G-S	NO.	RECEIVING				ATT.	RUSHING			
				YDS.	AVG.	LG	TD		YDS.	LG	TD	
2001	Miami	0-0	0	0	0	0	0	0	0	0	0	0

ADDITIONAL STATS

Kickoff Returns: 36 for 811 yards, 22.5 avg., long 47 in 2001

Miscellaneous Tackles: 8 in 2001, 2 in 2002 for total of 10

SINGLE-GAME HIGHS

Most Receptions:	9	vs. N.Y. Jets, 12/28/03
	7	at New England, 12/22/01
	7	vs. Oakland, 12/15/02
	7	vs. Houston, 9/7/03
	6	at Kansas City, 9/29/02
	6	vs. New England, 10/6/02
Most Receiving Yards:	153	vs. N.Y. Jets, 12/28/03
	138	vs. Oakland, 12/15/02
	124	at New England, 12/22/01
	118	vs. Houston, 9/7/03
	113	at Indianapolis, 11/11/01
	74t	at Indianapolis, 11/11/01
Longest Receptions:	59t	at Minnesota, 12/21/02
	57t	vs. Houston, 9/7/03
	49	at San Diego, 10/27/03
	44	at New England, 12/22/01
	3	at Dallas, 11/27/03
	2	at Indianapolis, 11/11/01
Most TD Receptions:	2	at Buffalo, 11/25/01
	2	vs. Indianapolis, 12/10/01
	2	vs. Houston, 9/7/03
	5	at Seattle, 10/28/01
	5	at Indianapolis, 11/11/01
	4	at San Francisco, 12/16/01
Most Kickoff Returns:	127	at Indianapolis, 11/11/01
	109	at Seattle, 10/28/01
	87	at San Francisco, 12/16/01
Most Kickoff Return Yards:	47	at St. Louis, 9/30/01
	47	at Seattle, 10/28/01
	46	vs. Carolina, 11/4/01
Long Kickoff Returns:		

100-YARD RECEIVING GAMES (7)

DATE	OPPONENT	NO.	YDS.	LG	TD
11/11/01	at Indianapolis	3	113	74t	2
11/25/01	at Buffalo	5	101	32t	2
12/22/01	at New England	7	124	44	0
9/29/02	at Kansas City	6	102	38	0
12/15/02	Oakland	7	138	40	0
9/7/03	Houston	7	118	57t	2
12/28/03	N.Y. Jets	9	153	24	1

2001 GAME-BY-GAME STATISTICS

DATE	OPPONENT	P/S	RECEIVING				RUSHING				W/L	SCORE
			NO.	YDS.	LG	TD	ATT.	YDS.	LG	TD		
9/9	at Tennessee	S	2	52	36	0	0	0	0	0	W	31-23
9/23	OAKLAND	P	2	36	27	0	0	0	0	0	W	18-15
9/30	at St. Louis	P	4	59	33	0	0	0	0	0	L	10-42
10/7	NEW ENGLAND	P	0	0	0	0	0	0	0	0	W	30-10
10/14	at N.Y. Jets	P	3	53	28	0	0	0	0	0	L	17-21
10/28	at Seattle	P	3	76	43	0	1	-11	-11	0	W	24-20
11/4	CAROLINA	P	4	54	28	0	0	0	0	0	W	23-6
11/11	at Indianapolis	S	3	113	74t	2	0	0	0	0	W	27-24
11/18	N.Y. JETS	P	2	25	13	0	0	0	0	0	L	0-24
11/25	at Buffalo	P	5	101	32t	2	0	0	0	0	W	34-27
12/2	DENVER	S	3	35	14	1	0	0	0	0	W	21-10
12/10	INDIANAPOLIS	P	3	36	32t	2	0	0	0	0	W	41-6
12/16	at San Francisco	S	2	27	18	0	0	0	0	0	L	0-21
12/22	at New England	S	7	124	44	0	0	0	0	0	L	13-20
12/30	ATLANTA	S	2	44	35	0	0	0	0	0	W	21-14
1/6/02	BUFFALO	S	3	48	36	0	0	0	0	0	W	34-7
1/13/02	BALTIMORE#		INACTIVE								L	3-20
2001 TOTALS		16-7	48	883	74t	7	1	-11	-11	0	11-5	
PLAYOFF TOTALS				INACTIVE							0-1	

2002 GAME-BY-GAME STATISTICS

DATE	OPPONENT	P/S	RECEIVING				RUSHING				W/L	SCORE
			NO.	YDS.	LG	TD	ATT.	YDS.	LG	TD		
9/8	DETROIT	S	3	36	20	1	0	0	0	0	W	49-21
9/15	at Indianapolis	S	4	57	26	0	0	0	0	0	W	21-13
9/22	N.Y. JETS	S	4	33	17	0	1	6	6	0	W	30-3
9/29	at Kansas City	S	6	102	38	0	0	0	0	0	L	30-48
10/6	NEW ENGLAND	S	6	62	17	1	0	0	0	0	W	26-13
10/13	at Denver	S	0	0	0	0	0	0	0	0	W	24-22
10/20	BUFFALO		INACTIVE								L	10-23
11/4	at Green Bay	S	5	55	13	0	0	0	0	0	L	10-24
11/10	at N.Y. Jets	S	3	48	21	0	0	0	0	0	L	10-13
11/17	BALTIMORE	S	4	50	18	0	1	0	0	0	W	26-7
11/24	SAN DIEGO	S	4	34	11	0	1	13	13	0	W	30-3
12/1	at Buffalo	S	2	17	14	0	0	0	0	0	L	21-38
12/9	CHICAGO	S	2	34	26	0	0	0	0	0	W	27-9
12/15	OAKLAND	S	7	138	40	0	0	0	0	0	W	23-17
12/21	at Minnesota	S	2	68	59t	1	0	0	0	0	L	17-20
12/29	at New England	S	0	0	0	0	3	59	45	0	L	24-27*
2002 TOTALS		15-15	52	734	59t	3	6	78	45	0	9-7	

2003 GAME-BY-GAME STATISTICS

DATE	OPPONENT	P/S	RECEIVING				RUSHING				W/L	SCORE
			NO.	YDS.	LG	TD	ATT.	YDS.	LG	TD		
9/7	HOUSTON	S	7	118	57t	2	1	12	12	0	L	20-21
9/14	at N.Y. Jets	S	4	91	39	0	0	0	0	0	W	21-10
9/21	BUFFALO	S	5	51	12t	1	0	0	0	0	W	17-7
10/5	at N.Y. Giants	S	3	19	9	0	0	0	0	0	W	23-10

2003 GAME-BY-GAME STATISTICS

DATE	OPPONENT	P/S	RECEIVING				RUSHING				W/L	SCORE
			NO.	YDS.	LG	TD	ATT.	YDS.	LG	TD		
10/12	at Jacksonville	S	2	17	9	0	0	0	0	0	W	24-10
10/19	NEW ENGLAND	S	3	30	13	1	0	0	0	0	L	13-19*
10/27	at San Diego	S	4	79	49	1	1	7	7	0	W	26-10
11/2	INDIANAPOLIS	S	3	56	28t	1	0	0	0	0	L	17-23
11/9	at Tennessee	S	2	30	19	0	0	0	0	0	L	7-31
11/16	BALTIMORE	S	4	34	16	0	0	0	0	0	W	9-6*
11/23	WASHINGTON	S	3	48	31	0	1	9	9	0	W	24-23
11/27	at Dallas	S	5	96	39t	3	0	0	0	0	W	40-21
12/7	at New England	S	4	32	17	0	0	0	0	0	L	0-12
12/15	PHILADELPHIA	S	5	86	38	0	0	0	0	0	L	27-34
12/21	at Buffalo	S	1	23	23t	1	0	0	0	0	W	20-3
12/28	N.Y. JETS	S	9	153	24	1	1	2	2	0	W	23-21
2003	TOTALS	16-16	64	963	57t	11	4	30	12	0	10-6	

* - overtime # - playoff game

CHRIS CHAMBERS' RECEIVING BREAKDOWN

	2003						CAREER					
	G	NO	YDS	AVG	LG	TD	G	NO	YDS	AVG	LG	TD
Buffalo	2	6	74	12.3	23	2	5	16	240	15.0	36	4
Miami	-	-	-	-	-	-	-	-	-	-	-	-
New England	2	7	62	8.9	17	1	6	20	248	12.4	44	2
N.Y. Jets	2	13	244	18.8	39	1	6	25	403	16.1	39	1
AFC East	6	26	380	14.6	39	4	17	61	891	14.6	44	7
Baltimore	1	4	34	8.5	16	0	2	8	84	10.5	18	0
Cincinnati	-	-	-	-	-	-	-	-	-	-	-	-
Cleveland	-	-	-	-	-	-	-	-	-	-	-	-
Pittsburgh	-	-	-	-	-	-	-	-	-	-	-	-
AFC Central	1	4	34	8.5	16	0	2	8	84	10.5	18	0
Houston	1	7	118	16.9	57	2	1	7	118	16.9	57	2
Indianapolis	1	3	56	18.7	28	1	4	13	262	20.2	74	5
Jacksonville	1	2	17	8.5	9	0	1	2	17	8.5	9	0
Tennessee	1	2	30	15.0	19	0	2	4	82	20.5	36	0
AFC South	4	14	221	15.8	57	3	8	26	479	18.4	74	7
Denver	-	-	-	-	-	-	2	3	35	11.7	14	1
Kansas City	-	-	-	-	-	-	1	6	102	17.0	38	0
Oakland	-	-	-	-	-	-	2	9	174	19.3	40	0
San Diego	1	4	79	19.8	49	1	2	8	113	14.1	49	1
AFC West	1	4	79	19.8	49	1	7	26	424	16.3	49	2
AFC Total	12	48	714	14.9	57	8	34	121	1878	15.5	74	16
Dallas	1	5	96	19.2	39	3	1	5	96	19.2	39	3
N.Y. Giants	1	3	19	6.3	9	0	1	3	19	6.3	9	0
Philadelphia	1	5	86	17.2	38	0	1	5	86	17.2	38	0
Washington	1	3	48	16.0	31	0	1	3	48	16.0	31	0
NFC East	4	16	249	15.6	39	3	4	16	249	15.6	39	3
Chicago	-	-	-	-	-	-	1	2	34	17.0	26	0
Detroit	-	-	-	-	-	-	1	3	36	12.0	20	1
Green Bay	-	-	-	-	-	-	1	5	55	11.0	13	0
Minnesota	-	-	-	-	-	-	1	2	68	34.0	59	1
NFC Central	-	-	-	-	-	-	4	12	193	16.1	59	2
Atlanta	-	-	-	-	-	-	1	2	44	22.0	35	0
Carolina	-	-	-	-	-	-	1	4	54	13.5	28	0
New Orleans	-	-	-	-	-	-	-	-	-	-	-	-
Tampa Bay	-	-	-	-	-	-	-	-	-	-	-	-
NFC South	-	-	-	-	-	-	2	6	98	16.3	35	0
Arizona	-	-	-	-	-	-	-	-	-	-	-	-
St. Louis	-	-	-	-	-	-	1	4	59	14.8	33	0
San Francisco	-	-	-	-	-	-	1	2	27	13.5	18	0
Seattle	-	-	-	-	-	-	1	3	76	25.3	43	0
NFC West	-	-	-	-	-	-	3	9	162	18.0	43	0
NFC Total	4	16	249	15.6	39	3	13	43	702	16.3	59	5

CHRIS CHAMBERS' RECEIVING BREAKDOWN

	2003						CAREER					
	G	NO	YDS	AVG	LG	TD	G	NO	YDS	AVG	LG	TD
Home	8	39	576	14.8	57	6	23	88	1241	14.1	57	11
Road	8	25	387	15.5	49	5	24	76	1339	17.6	74	10
1st Down	16	23	378	16.4	39	3	47	57	1000	17.5	59	8
2nd Down	16	28	457	16.3	57	5	47	66	961	14.6	57	6
3rd Down	16	13	128	9.8	20	3	47	42	598	14.2	74	7
4th Down	16	0	0	0	0	0	47	2	21	10.5	11	0
1st Half	16	32	543	17.0	57	9	47	82	1340	16.3	74	14
2nd Half	16	32	420	13.1	35	2	47	82	1240	15.1	44	7
Overtime	2	0	0	0.0	0	0	2	0	0	0.0	0	0
Grass	12	51	734	14.4	57	7	36	128	1860	14.5	57	12
Turf	4	13	229	17.6	39	4	11	36	720	20.0	74	9
Aug./Sept.	3	16	260	16.3	57	3	10	41	635	15.5	57	4
October	4	12	145	12.1	49	2	9	24	336	14.0	49	3
November	5	17	264	15.5	39	4	13	47	744	15.8	74	8
Dec./Jan.	4	19	294	15.5	38	2	15	52	865	16.6	59	6
Games 1-8	8	31	461	14.9	57	6	23	80	1249	15.6	74	10
Games 9-16	8	33	502	15.2	39	5	24	84	1331	15.8	59	11
Wins	10	40	611	15.3	49	7	30	104	1650	15.9	74	16
Losses	6	24	352	14.7	57	4	17	60	930	15.5	59	5
Ties	-	-	-	-	-	-	-	-	-	-	-	-

Larry Chester

64 DEFENSIVE TACKLE

Height/Weight6-2, 325
Born10/17/75
CollegeTemple '98
AcquiredUFA (Car.), 2002
Signed Through2006
NFLSeventh Season
DolphinsThird Season



PRO CAREER

2003 – Started all 15 games in which he played . . . Was inactive for one contest . . . Recorded 56 total tackles (27 solo), a figure which was tenth-most on the team and marked the second-highest figure of his NFL career . . . Included in his total were two stops for loss . . . Also knocked down two passes and recovered a fumble on the year . . . Key member of a defensive line that allowed an average of only 90.8 yards per game, fourth-fewest in the AFC and fifth in the NFL, as the Dolphins were the only team in the league not to permit an individual 100-yard rusher . . . Average per rush attempt yielded of 3.3 was second in the NFL in '03 and was the best figure in Dolphins history . . . Posted seven tackles in season-opener vs. Houston (9/7) . . . Accounted for a season-high eight stops vs. New England (10/19) when the Dolphins held the Patriots to a 2.0-yard average per rush attempt on 29 carries (59 yards) . . . Also had a fumble recovery in that game, which led to a field goal . . . Was inactive vs. Indianapolis (11/2) with hamstring and quad injuries.

2002 – Signed a four-year contract with the Dolphins as an unrestricted free agent from Carolina on March 5, 2002 . . . Started all 16 games at right defensive tackle in his first season

FINS FACT

An avid weightlifter, Larry was the nation's No. 2 ranked high school powerlifter as a senior.

with the Dolphins and was an integral part of a defense that allowed an average of 97.1 yards rushing per game, tied for fifth in the NFL . . . Marked the first time in his NFL career that he opened all 16 contests . . . Finished ninth on the team with 53 total tackles (32 solo) . . . Added 1.5 sacks for five yards lost, one fumble recovery and three passes defended . . . Got stronger as season wore on . . . Of his tackle total, 37 came over the final eight games . . . First sack as a Dolphin occurred in season-opener vs. Detroit (9/8) when he dropped Lions QB Mike McMahon for a five-yard loss . . . Lone fumble recovery came at a critical moment in 24-22 win at Denver (10/13) . . . With the Broncos at the Dolphins' 1 and leading Miami 9-7, recovered a Mike Anderson fumble that was forced by Jason Taylor . . . Posted a season-high eight stops in 30-3 victory over San Diego (11/24), when the Dolphins held the Chargers to just 144 yards of total offense, including 64 on the ground and a 3.2-yard average per rush attempt . . . Was awarded a defensive game ball in 27-19 Monday night win over Chicago (12/9) as the Dolphins held the Bears to 195 yards of total offense . . . Added seven stops at Minnesota (12/21).

2001 – Signed with Carolina as a free agent on May 18, 2001 . . . Played in 11 games, including five starts for the Panthers . . . Despite missing five games, finished eighth on the team with 55 total tackles (36 solo) . . . Added a half-sack and a fumble recovery . . . Collected six tackles and a fumble recovery at Washington (10/21) . . . Made first start of the year the following week vs. N.Y. Jets (10/28) and registered five stops . . . Had a season-high nine tackles at Miami (11/4) . . . Produced seven tackles at St. Louis (11/11) . . . Had one tackle and a half-sack vs. Atlanta (11/25) before sustaining a broken left fibula . . . Was inactive each of the next three weeks before being placed on the team's injured reserve list on December 28.

2000 – Appeared in all 16 games in a reserve role with Indianapolis . . . Posted 19 tackles (nine solo), 2.5 sacks and a fumble recovery . . . Had two tackles and a sack in season-opener at Kansas City (9/3) . . . Had a fumble recovery vs. Detroit (10/29) . . . Recorded a pair of stops and a sack in Monday night game vs. Buffalo (12/11) . . . Appeared in First-Round Playoff game at Miami (12/30) in a reserve role and posted two tackles.

1999 – Turned in the most productive season of his career . . . Played in all 16 games, starting eight of them at left defensive tackle . . . Registered 67 total tackles (47 solo), a sack, a fumble recovery and a forced fumble . . . Recovered a fumble vs. Buffalo (9/12) . . . Came up with a career-high 12 tackles vs. Kansas City (11/7) . . . Recorded a sack and a forced fumble at Philadelphia (11/12) . . . Saw action as a reserve in Divisional Playoff game vs. Tennessee (1/16/00) . . . Was credited with seven stops.

1998 – Signed by Indianapolis as an undrafted rookie free agent . . . Was waived on August 31 and signed to the practice squad on September 2 . . . Was signed to the 53-man roster on September 10 . . . Went on to play in 14 games, starting two of them . . . Notched 31 total tackles (23 solo), three sacks and a pass defended . . . Collected a season-high seven tackles in second NFL game, at N.Y. Jets (9/20) . . . Posted the first sack of his career the following week vs. New Orleans (9/27), as he tackled QB Danny Wuerffel for a loss . . . Also had sacks vs. Buffalo (10/11) and vs. Cincinnati (12/13) . . . First NFL start came at Miami (11/8) . . . Second start came at Baltimore (11/29) as he answered with six tackles . . . Was an NFL first-team all-rookie selection by Pro Football Weekly.

COLLEGE

Played his final two collegiate seasons (1996-97) at Temple after transferring from Southwest Mississippi Junior College in Summit, Miss., where he also played two years (1994-95) . . . Was a second-team All-Big East choice as a senior in 1997 as he amassed 63 tackles, including seven for loss, five sacks and a fumble recovery . . . Majored in broadcasting telecommunications and mass media.

PERSONAL

Was married to Neiko during the 2002 season . . . Has a son, James, and a daughter, J'lynn . . . Was named the 2003 recipient of the PFWA Dolphins Chapter "Good Guy" Award, which is annually given to a Dolphins player for his cooperation with the media . . . Lettered three years at Hammond (La.) High School . . . Was a Division 4A All-District choice as an offensive

tackle and a second-team selection at defensive tackle in both his junior and senior seasons . . . Finished second in the nation in powerlifting as a senior, benching 430 pounds and deadlifting 630 pounds . . . Also lettered in track where he earned all-state accolades in the shot put and discus . . . Is an avid follower of professional wrestling . . . Full name is Larry Travis Chester, born October 17, 1975 in Hammond, La.

LARRY CHESTER'S NFL REGULAR SEASON STATISTICS

YEAR	TEAM	G-S	TACK.	ASST.	TOTAL	FUM. REC.	FOR. FUM.	QB SACK	YDS LOST
1998	Indianapolis	14-2	23	8	31	0	0	3	19
1999	Indianapolis	16-8	40	27	67	1	1	1	18
2000	Indianapolis	16-0	9	10	19	1	0	2.5	7.5
2001	Carolina	11-5	36	19	55	1	0	0.5	7
2002	Miami	16-16	32	21	53	1	0	1.5	5
2003	Miami	15-15	27	29	56	1	0	0	0
6-YEAR TOTALS		88-46	167	114	281	5	1	8.5	56.5
MIAMI TOTALS		31-31	59	50	109	2	0	1.5	5

LARRY CHESTER'S NFL PLAYOFF STATISTICS

YEAR	TEAM	G-S	TACK.	ASST.	TOTAL	FUM. REC.	FOR. FUM.	QB SACK	YDS LOST
1999	Indianapolis	1-0	6	1	7	0	0	0	0
2000	Indianapolis	1-0	1	1	2	0	0	0	0
PLAYOFF TOTALS		2-0	7	2	9	0	0	0	0

ADDITIONAL STATS

Passes Defensed: (Indianapolis) 1 in 1998, (Miami) 3 in 2002, 2 in 2003 for total of 6

Antuan Edwards

21 SAFETY

Height/Weight6-1, 210
 Born5/26/77
 CollegeClemson '99
 AcquiredUFA (G.B.), 2004
 Signed Through2004
 NFLSixth Season
 DolphinsFirst Season



PRO CAREER

2003 — Signed a one-year contract with the Dolphins as an unrestricted free agent from Green Bay on April 12, 2004 . . . Started all ten games in which he played for the Packers in '03, including nine at strong safety and one at free safety . . . Amassed a career-high 54 total tackles . . . Added a sack, an interception and six passes defensed . . . Was inactive vs. Seattle (10/5) and vs. Kansas City (10/12) with a

FINS FACT

In 2003, Antuan started his own foundation which benefits lung disease research in honor of his mother, Geraldine Zuber Edwards, who passed away from the disease in 1998.

sprained ankle that he sustained in Monday night game at Chicago (9/29) . . . Tallied a season-best nine tackles at Minnesota (11/2) . . . Turned in top performance of the year in 20-10 win over San Francisco (11/23) . . . Tackled WR Terrell Owens for a four-yard loss on a reverse on third down midway through the third quarter . . . Then sacked QB Tim Rattay on third down on the following series . . . Intercepted a Rattay pass at the Packers' 43 with 6:14 to play in the game, preserving Green Bay's victory . . . After making each of his first nine starts of the year at strong safety, moved to free safety for Thanksgiving Day game at Detroit (11/27) . . . Sustained a hamstring injury in the game and was placed on injured reserve on December 6, causing him to miss each of the final four regular season games and both of the Packers' playoff contests.

2002 – Started four of the 12 games in which he played at strong safety . . . Posted 42 tackles, a sack, a fumble recovery and a forced fumble . . . Contributed six stops on special teams . . . Recorded a career-high ten tackles in season-opening win over Atlanta (9/8) . . . Included in this total was a forced fumble and a sack of Falcons QB Michael Vick . . . Had nine stops the week afterwards at New Orleans (9/15) . . . Sustained a fractured right forearm in week three at Detroit (9/22) and was inactive for each of the next four games . . . Returned to action in a reserve role in Monday night game vs. Miami (11/4) and tallied three tackles . . . Recovered a Dez White fumble that led to a Packers' touchdown in 30-20 win over Chicago (12/1) . . . Saw action in a reserve role in First-Round Playoff game vs. Atlanta (1/4/03) and came up with two tackles.

2001 – Saw action in just three games, all in a reserve role . . . Had two tackles and a pass defended, while adding three stops on special teams . . . Sustained a torn anterior cruciate ligament in his left knee, along with damage to the medial collateral ligament, while on punt coverage in week three at Carolina (9/30) . . . Prior to the injury, had recovered a fumble on the opening kickoff of the second half, leading to a Packers' touchdown in Green Bay's 28-7 win . . . Was placed on injured reserve on October 3 and subsequently underwent surgery on October 18.

2000 – Started three of the 12 games in which he played, all at left cornerback . . . Registered 22 tackles, two interceptions and 10 passes defended . . . Added five stops on special teams . . . Was inactive for four contests . . . Started at left cornerback in place of the injured Mike McKenzie (knee) at Buffalo (9/10) . . . Sustained a sprain of the medial collateral ligament in his left knee in the Bills contest and was inactive each of the next four weeks . . . First interception of the year came at Tampa Bay (11/12) when he picked off a Shaun King pass, which led to a field goal . . . Also made starts at left cornerback at Carolina (11/27) and vs. Detroit (12/10) . . . In the Lions game, snared a Charlie Batch pass in the fourth quarter that led to a field goal in the Packers' 26-13 victory.

1999 – Played in all 16 games, including one start, in his rookie season . . . Tallied 30 total tackles, a career-high four interceptions, including one for a touchdown, and six passes defended . . . On special teams, recorded six tackles while also returning 10 punts for a 9.0-yard average with a long of 45 . . . Interception total tied for second on the squad . . . First NFL interception came vs. Minnesota (9/26) as he picked off a Randall Cunningham pass and returned it 26 yards for a score to give the Packers a 10-7 lead in the second quarter . . . Had another interception later in the game as Green Bay garnered a 23-20 victory . . . Also had an interception off a Jim Harbaugh pass in 31-3 win at San Diego (10/24) . . . Fourth and final interception of the year occurred vs. Chicago (11/7) when he picked off a Jim Miller pass . . . First NFL start came at San Francisco (11/29) as the Packers opened in their dime defense . . . Had a career-long 45-yard punt return in the 49ers game . . . Tallied a season-high seven tackles vs. Carolina (12/12) . . . Had a career-high three special teams tackles in Monday night game at Minnesota (12/20) . . . Was an all-rookie selection as a safety by College & Pro Football Newsweekly . . . First-round draft choice (25th overall, 4th defensive back) of Green Bay in 1999.

COLLEGE

Was a four-year letterman for the Tigers (1995-98) who started each of his final three seasons . . . Opened 33 of the 45 games in which he appeared during his career . . . Posted 219 tackles, eight interceptions, 35 passes defended and two fumble recoveries . . . Also returned 12 punts for a 13.1-yard average and 30 kickoffs for a 23.8-yard average . . . As a senior, was a first-team All-Atlantic Coast Conference selection as well as a finalist for the Jim Thorpe Award,

given to the nation's top defensive back . . . Was a second-team All-ACC pick as a junior when he played both free safety and cornerback . . . Majored in sports marketing.

PERSONAL

Single . . . A twin himself (brother, Antwin), Antuan also has twins, a boy, Tiyyé, and a girl, Tyrese . . . Was an All-America pick as a safety his senior season at Starkville (Miss.) High School . . . Lettered three seasons in football, where he began his career as a quarterback and wide receiver before moving to the defensive backfield for his final two seasons . . . Also played some running back . . . Participated in track as well, where he competed in the 100-, 200-, and 400-meter dashes, and on the 4x100 meter relay team, which won the Mississippi state championship his senior year . . . Has given his time to several off-field philanthropies throughout his career, including Make-A-Wish Children's Hospital of Wisconsin and Bornemann's Nursing Home in Green Bay . . . Donated money to Mt. Pelier Missionary Baptist Church in his hometown of Starkville as part of its effort to build a new church . . . Enjoys golf, billiards, watching movies and reading in spare time . . . Full name is Antuan Minyé Edwards, born May 26, 1977 in Starkville, Miss.

ANTUAN EDWARDS' NFL REGULAR SEASON STATISTICS

YEAR	TEAM	G-S	TACK.	ASST.	TOTAL	FUM. REC.	FOR. FUM.	INT.	YDS.	LG	TD
1999	Green Bay	16-1	26	4	30	0	0	4	26	26t	1
2000	Green Bay	12-3	18	4	22	0	0	2	4	4	0
2001	Green Bay	3-0	2	0	2	0	0	0	0	-	0
2002	Green Bay	12-4	26	16	42	1	1	0	0	-	0
2003	Green Bay	10-10	44	10	54	0	0	1	5	5	0
5-YEAR TOTALS		53-18	116	34	150	1	1	7	35	26t	1

ANTUAN EDWARDS' NFL PLAYOFF STATISTICS

YEAR	TEAM	G-S	TACK.	ASST.	TOTAL	FUM. REC.	FOR. FUM.	INT.	YDS.	LG	TD
2001	Green Bay				INJURED RESERVE						
2002	Green Bay	1-0	2	0	2	0	0	0	0	-	0
2003	Green Bay				INJURED RESERVE						
PLAYOFF TOTALS		1-0	2	0	2	0	0	0	0	-	0

ADDITIONAL STATS

Passes Defensed: 6 in 1999, 10 in 2000, 1 in 2001, 6 in 2002, 6 in 2003 for total of 29 (P-1)

Special Teams Tackles: 6 in 1999, 5 in 2000, 3 in 2001, 6 in 2002 for total of 20

Special Teams Fumble Recoveries: 1 in 2001

Punt Returns: 10 for 90 yards, 4 FC, 9.0 avg., long of 45, in 1999; 1 for 0 yards in 2002 for total of 11 for 90 yards, 4 FC, 8.2 avg., long of 45

DOLPHINS POST THREE PLAYOFF SHUTOUTS


The Miami Dolphins recorded a 31-0 win over the San Diego Chargers on January 10, 1993, in an AFC Divisional Playoff game. The Dolphins became just the fifth AFC team since the 1970 merger of the American and National Football Leagues to record a shutout in the playoffs. Amazingly, Miami has recorded three of the seven AFC playoff shutouts by having also earned a 14-0 win over the N.Y. Jets on January 23, 1983, and a 21-0 win over the Baltimore Colts on January 2, 1972. The only other AFC playoff shutouts were by the New York Jets (41-0 over the Indianapolis Colts on January 4, 2003), Oakland Raiders (27-0 over the Miami Dolphins on January 6, 2001), the San Diego Chargers (17-0 over the Kansas City Chiefs on January 2, 1993) and the Baltimore Colts (17-0 over the Cincinnati Bengals on December 26, 1970).

A.J. Feeley

7

QUARTERBACK

Height/Weight6-3, 225
Born5/16/77
CollegeOregon '01
AcquiredT (Phil.), 2004
Signed Through2008
NFLFourth Season
DolphinsFirst Season



PRO CAREER

FINS & FACT

2003 — Was acquired in a trade with Philadelphia on March 3, 2004 in exchange for a second-round draft choice in 2005 . . . Was designated as the third quarterback for all 16 regular season games and both playoff contests with the Eagles, and did not see action . . . In preseason, completed 26 of 43 passes (60.5%) for 223 yards with three touchdowns and one interception.

Growing up in Ontario, Oregon, a town with a population of about 11,000 and located on the eastern edge of Oregon, midway between Salt Lake City and Portland, A.J. acquired the skills of roping cattle at a very young age while working on the ranches of family and friends during the summers.

2002 — Played in six games, starting five of them . . . Completed 86 of 154 passes for 1,011 yards with six touchdowns and five interceptions . . . Was designated as the third quarterback for each of the first ten games of the season . . . Became primary backup for 11th contest, in Monday night affair at San Francisco (11/25) . . . Entered the 49ers game in the third quarter when starter Koy Detmer left the contest with an elbow injury . . . Connected on all three of his pass attempts in that game, totaling 17 yards, including a touchdown . . . First attempt in that game went for a one-yard TD pass to Chad Lewis . . . Eagles went on to win the game, 38-17 . . . Started each of the final five contests and led the Eagles to a 4-1 record during that time . . . First NFL start came vs. St. Louis (12/1) when he hit on 14 of 30 passes for 181 yards with no touchdowns and no interceptions in Philadelphia's 10-3 win . . . In the Eagles' 34-21 NFC East-clinching victory over Washington (12/15), hit on 16 of 28 passes for 220 yards with two touchdowns and an interception . . . Also in that game, had a career-long 53-yard completion to FB Cecil Martin . . . Threw for a career-high 253 yards on 19 of 33 passing the following week at Dallas (12/21) in the Eagles' 27-3 triumph . . . Was the third QB for each of the Eagles' two playoff games . . . In preseason, was 29 of 49 passing (59.2%) for 321 yards with two touchdowns and one interception.

2001 — Was designated as the third quarterback for all 16 regular season games although he got into one contest . . . Initial action of NFL career occurred in season finale at Tampa Bay (1/6/02) when he entered the contest in the fourth quarter and connected on 10 of 14 passes for 143 yards with two touchdowns and an interception . . . Both touchdown passes went to WR Dameane Douglas, including a 24-yarder with 1:46 to play as he guided the Eagles back to a 17-13 victory . . . First touchdown pass of NFL career was a two-yard toss to Douglas earlier in the final quarter . . . Was designated as the third QB for all three playoff matchups . . . In preseason, was 12 of 23 for 120 yards with one touchdown and one interception.

COLLEGE

Lettered four years (1997-2000) in his collegiate career with the Ducks . . . Started eight of the 22 games in which he played and completed 149 of 282 passes for 2,175 yards with 15 touchdowns and six interceptions . . . Opened the first eight games of his junior season of 1999 before being sidelined with an elbow injury . . . Connected on 136 of 259 passes for 1,951 yards with 14 touchdowns that year as he led the Ducks to a record of 5-3 prior to the injury . . . Because of that performance, was a mid-season nominee for the Davey O'Brien Award, presented to the nation's top passer . . . Saw action in just two games as a senior behind starter Joey Harrington, the first-round draft choice of Detroit in 2002 . . . Earned degree in business.

PERSONAL

Single . . . Girlfriend, Heather Mitts, is a defender on the 2004 U.S. Women's National Soccer Team . . . Was a two-time Greater League Offensive Player of the Year and a first-team All-State Class 3A selection at Ontario (Ore.) High School . . . In his career, threw for 5,428 yards and 59 touchdowns . . . Also played safety in his prep career and intercepted 12 passes . . . Starred on the school's basketball team as well, and was recruited to play basketball by several Big Sky Conference colleges . . . Father, W.M., is a math teacher at the high school he attended and is the head of baseball officials for the Scenic West Athletic Conference . . . His mother, Linda Larson, is the principal at Emmett Elementary School in Idaho . . . Since joining the Dolphins, has taken part in Habitat for Humanity and the team's annual charity fishing tournament . . . This past offseason, took part in the NFL Challenge held in the Cayman Islands . . . Was heavily involved in community-related activities during his tenure in Philadelphia . . . Enjoys working with kids, having attended events at several Children's Hospitals in the Philadelphia area and participated in the United Way Hometown Huddle program with kids from the local Boys and Girls Club . . . Co-hosted his own weekly radio show during the 2003 season . . . In 2002, appeared on ESPN's "Beg, Borrow & Deal . . . Underwent an emergency appendectomy the same day he signed his rookie contract . . . Lists "Prayer for Owen Meanie" as favorite book, Bill Murray as favorite actor, Julia Roberts as favorite actress, Frogger as favorite video game, www.mulletsgalore.com as favorite web site and The Incredible Hulk as favorite superhero . . . After wearing uniform #14 in his three previous NFL seasons, will now don #7, the same jersey number that he wore in both high school and college . . . Full name is Adam Joshua Feeley, born May 16, 1977 in Caldwell, Idaho.

A.J. FEELEY'S NFL REGULAR SEASON STATISTICS

YEAR	TEAM	G-S	ATT.	COMP.	YDS.	PCT.	TD	INT.	LG	TKLD.	RATE
2001	Philadelphia	1-0	14	10	143	71.4	2	1	27	0/0	114.0
2002	Philadelphia	6-5	154	86	1011	55.8	6	5	53	7/48	75.4
2003	Philadelphia	0-0	0	0	0	0.0	0	0	-	0/0	-
3-YEAR TOTALS		7-5	168	96	1154	57.1	8	6	53	7/48	79.3

ADDITIONAL STATS

Rushing: 12 for 6 yards, long of 6 yards in 2002

SINGLE-GAME HIGHS

Pass Attempts:	35	at Seattle, 12/8/02
	33	at Dallas, 12/21/02
	30	vs. St. Louis, 12/1/02
Pass Completions:	21	at Seattle, 12/8/02
	19	at Dallas, 12/21/02
	16	vs. Washington, 12/15/02
Yards Passing:	253	at Dallas, 12/21/02
	220	vs. Washington, 12/15/02
	190	at Seattle, 12/8/02
TD Passes:	2	at Tampa Bay, 1/6/02
	2	at Seattle, 12/8/02
	2	vs. Washington, 12/15/02

Interceptions: 2 at Dallas, 12/21/02
1, four times (last: at N.Y. Giants, 12/28/02)

Completion Percentage: 71.4 at Tampa Bay, 1/6/02
60.0 at Seattle, 12/8/02
57.6 at Dallas, 12/21/02

Long Passes: 53 vs. Washington, 12/15/02
41 vs. St. Louis, 12/1/02
41 at Dallas, 12/21/02

2001 GAME-BY-GAME STATISTICS (Philadelphia)

DATE	OPPONENT	P/S	PASSING								RUSHING				W/L	SCORE
			ATT	CMP	YDS	PCT	TD	INT	LG	TKLD	ATT	YDS	LG	TD		
1/6/02	at Tampa Bay	P	14	10	143	71.4	2	1	27	0/0	0	0	0	0	W	17-13
2001 TOTALS			1-0	14	10	143	71.4	2	1	27	0/0	0	0	0	0	11-5

2002 GAME-BY-GAME STATISTICS (Philadelphia)

DATE	OPPONENT	P/S	PASSING								RUSHING				W/L	SCORE
			ATT	CMP	YDS	PCT	TD	INT	LG	TKLD	ATT	YDS	LG	TD		
11/25	at San Francisco	P	3	3	17	100.0	1	0	8	0/0	2	-3	-1	0	W	38-17
12/1	ST. LOUIS	S	30	14	181	46.7	0	0	41	3/24	2	3	4	0	W	10-3
12/8	at Seattle	S	35	21	190	60.0	2	1	22	0/0	3	0	1	0	W	27-20
12/15	WASHINGTON	S	28	16	220	57.1	2	1	53	2/10	2	5	6	0	W	34-21
12/21	at Dallas	S	33	19	253	57.6	1	2	41	1/8	2	2	4	0	W	27-3
12/28	at N.Y. Giants	S	25	13	150	52.0	0	1	35	1/6	1	-1	-1	0	L	7-10
2002 TOTALS			6-5	154	86	1011	55.8	6	5	53	7/48	12	6	6	0	12-4

A.J. FEELEY'S PASSING BREAKDOWN

	2003										CAREER									
	G	ATT	CMP	YDS	PCT	TD	INT	LG			G	ATT	CMP	YDS	PCT	TD	INT	LG		
Buffalo	2	45	24	200	53.3	2	3	33			7	146	83	941	56.8	10	5	42		
Buffalo	-	-	-	-	-	-	-	-			-	-	-	-	-	-	-	-		
Miami	-	-	-	-	-	-	-	-			-	-	-	-	-	-	-	-		
New England	-	-	-	-	-	-	-	-			-	-	-	-	-	-	-	-		
N.Y. Jets	-	-	-	-	-	-	-	-			-	-	-	-	-	-	-	-		
AFC East	-	-	-	-	-	-	-	-			-	-	-	-	-	-	-	-		
Baltimore	-	-	-	-	-	-	-	-			-	-	-	-	-	-	-	-		
Cincinnati	-	-	-	-	-	-	-	-			-	-	-	-	-	-	-	-		
Cleveland	-	-	-	-	-	-	-	-			-	-	-	-	-	-	-	-		
Pittsburgh	-	-	-	-	-	-	-	-			-	-	-	-	-	-	-	-		
AFC Central	-	-	-	-	-	-	-	-			-	-	-	-	-	-	-	-		
Houston	-	-	-	-	-	-	-	-			-	-	-	-	-	-	-	-		
Indianapolis	-	-	-	-	-	-	-	-			-	-	-	-	-	-	-	-		
Jacksonville	-	-	-	-	-	-	-	-			-	-	-	-	-	-	-	-		
Tennessee	-	-	-	-	-	-	-	-			-	-	-	-	-	-	-	-		
AFC South	-	-	-	-	-	-	-	-			-	-	-	-	-	-	-	-		
Denver	-	-	-	-	-	-	-	-			-	-	-	-	-	-	-	-		
Kansas City	-	-	-	-	-	-	-	-			-	-	-	-	-	-	-	-		
Oakland	-	-	-	-	-	-	-	-			-	-	-	-	-	-	-	-		
San Diego	-	-	-	-	-	-	-	-			-	-	-	-	-	-	-	-		
AFC West	-	-	-	-	-	-	-	-			-	-	-	-	-	-	-	-		
AFC Total	-	-	-	-	-	-	-	-			-	-	-	-	-	-	-	-		
Dallas	-	-	-	-	-	-	-	-			1	33	19	253	57.6	1	2	41		
N.Y. Giants	-	-	-	-	-	-	-	-			1	25	13	150	52.0	0	1	35		
Philadelphia	-	-	-	-	-	-	-	-			-	-	-	-	-	-	-	-		
Washington	-	-	-	-	-	-	-	-			1	28	16	220	57.1	2	1	53		
NFC East	-	-	-	-	-	-	-	-			3	86	48	623	55.8	3	4	53		
Chicago	-	-	-	-	-	-	-	-			-	-	-	-	-	-	-	-		
Detroit	-	-	-	-	-	-	-	-			-	-	-	-	-	-	-	-		
Green Bay	-	-	-	-	-	-	-	-			-	-	-	-	-	-	-	-		
Minnesota	-	-	-	-	-	-	-	-			-	-	-	-	-	-	-	-		
NFC Central	-	-	-	-	-	-	-	-			-	-	-	-	-	-	-	-		

A.J. FEELEY'S PASSING BREAKDOWN

2003

CAREER

	G	ATT	CMP	YDS	PCT	TD	INT	LG	G	ATT	CMP	YDS	PCT	TD	INT	LG
Atlanta	-	-	-	-	-	-	-	-	-	-	-	-	-	-	-	-
Carolina	-	-	-	-	-	-	-	-	-	-	-	-	-	-	-	-
New Orleans	-	-	-	-	-	-	-	-	-	-	-	-	-	-	-	-
Tampa Bay	-	-	-	-	-	-	-	-	1	14	10	143	71.4	2	1	27
NFC South	-	-	-	-	-	-	-	-	1	14	10	143	71.4	2	1	27
Arizona	-	-	-	-	-	-	-	-	-	-	-	-	-	-	-	-
St. Louis	-	-	-	-	-	-	-	-	1	30	14	181	46.7	0	0	41
San Francisco	-	-	-	-	-	-	-	-	1	3	3	17	100.0	1	0	8
Seattle	-	-	-	-	-	-	-	-	1	35	21	190	60.0	2	1	22
NFC West	-	-	-	-	-	-	-	-	3	68	38	388	55.9	3	1	41
NFC Total	-	-	-	-	-	-	-	-	7	168	96	1154	57.1	8	6	53
Home	-	-	-	-	-	-	-	-	2	58	30	401	51.7	2	1	53
Road	-	-	-	-	-	-	-	-	5	110	66	753	60.0	6	5	41
1st Down	-	-	-	-	-	-	-	-	-	-	-	-	-	-	-	-
2nd Down	-	-	-	-	-	-	-	-	-	-	-	-	-	-	-	-
3rd Down	-	-	-	-	-	-	-	-	-	-	-	-	-	-	-	-
4th Down	-	-	-	-	-	-	-	-	-	-	-	-	-	-	-	-
1st Half	-	-	-	-	-	-	-	-	-	-	-	-	-	-	-	-
2nd Half	-	-	-	-	-	-	-	-	-	-	-	-	-	-	-	-
Overtime	-	-	-	-	-	-	-	-	-	-	-	-	-	-	-	-
Grass	-	-	-	-	-	-	-	-	3	42	26	310	61.9	3	2	35
Turf	-	-	-	-	-	-	-	-	4	126	70	844	55.6	5	4	53
Aug./Sept.	-	-	-	-	-	-	-	-	-	-	-	-	-	-	-	-
October	-	-	-	-	-	-	-	-	-	-	-	-	-	-	-	-
November	-	-	-	-	-	-	-	-	1	3	3	17	100.0	1	0	8
Dec./Jan.	-	-	-	-	-	-	-	-	6	165	93	1137	56.4	7	6	53
Games 1-8	-	-	-	-	-	-	-	-	-	-	-	-	-	-	-	-
Games 9-16	-	-	-	-	-	-	-	-	7	168	96	1154	57.1	8	6	53
Wins	-	-	-	-	-	-	-	-	6	143	83	1004	58.0	7	5	53
Losses	-	-	-	-	-	-	-	-	1	25	13	150	52.0	0	1	35
Ties	-	-	-	-	-	-	-	-	-	-	-	-	-	-	-	-

Jay Fiedler

9

QUARTERBACK

Height/Weight6-2, 225
 Born12/29/71
 CollegeDartmouth '94
 AcquiredUFA (Jack.), 2000
 Signed Through2006
 NFLNinth Season
 DolphinsFifth Season



PRO CAREER

2003 – Played in 12 games, starting 11 of them . . . Was designated as the third quarterback for games 7-10 with a knee injury sustained vs. New England (10/19) . . . Completed 179 of 314 passes for 2,138 yards with 11 touchdowns

FINS & FACT

Prior to re-entering the NFL with Minnesota in 1998, Jay spent the 1997 football season as an assistant coach at Hofstra University, near his hometown on Long Island, N.Y.

and 13 interceptions . . . Rushed for 88 yards and three touchdowns on 34 attempts . . . Led the Dolphins to a record of 7-4 in his 11 starts, while guiding the team to a fourth-quarter comeback victory in his lone appearance in a reserve role . . .

AMONG DOLPHINS ALL-TIME PASSING LEADERS: Fiedler ranks third on the Dolphins' all-time lists for passing yards (9,854), pass attempts (1,413), completions (835) and touchdown passes (59) . . . He also holds the second-highest career mark for completion percentage among quarterbacks with a minimum of 150 completions, with a mark of 59.1:

DOLPHINS ALL-TIME CAREER PASSING LEADERS

PASSING YARDS

PASS ATTEMPTS

PLAYER	YEARS	YDS.
1. Dan Marino	1983-99	61,361
2. Bob Griese	1967-80	25,092
3. JAY FIEDLER	2000-03	9,854
4. David Woodley	1980-83	5,928
5. Don Strock	1974-87	4,613

PLAYER	YEARS	ATTS.
1. Dan Marino	1983-99	8,358
2. Bob Griese	1967-80	3,429
3. JAY FIEDLER	2000-03	1,413
4. David Woodley	1980-83	961
5. Don Strock	1974-87	688

PASS COMPLETIONS

TOUCHDOWN PASSES

PLAYER	YEARS	COMPS.
1. Dan Marino	1983-99	4,967
2. Bob Griese	1967-80	1,926
3. JAY FIEDLER	2000-03	835
4. David Woodley	1980-83	508
5. Don Strock	1974-87	388

PLAYER	YEARS	TDs
1. Dan Marino	1983-99	420
2. Bob Griese	1967-80	192
3. JAY FIEDLER	2000-03	59
4. Don Strock	1974-87	39
5. David Woodley	1980-83	34

COMPLETION PERCENTAGE (minimum 150 completions)

PLAYER	YEARS	ATTS.	COMPS.	PCT.
1. Dan Marino	1983-99	8,358	4,967	59.4
2. JAY FIEDLER	2000-03	1,413	835	59.1
3. Damon Huard	1997-00	288	170	59.0
4. Bob Griese	1967-80	3,429	1,926	56.2
5. Earl Morrall	1972-76	284	153	53.9

RECORD AS A STARTER: Fiedler is one of the winningest active quarterbacks in the league . . . His record as a starting quarterback is 36-17, including a 35-17 record with the Dolphins and a 1-0 mark with Jacksonville (1999) . . . Of current NFL quarterbacks with at least 25 starts to their credit, Fiedler's winning percentage of .679 is the third-best in the league:

BEST RECORDS AMONG ACTIVE NFL QUARTERBACKS

(minimum 25 starts)

PLAYER	TEAM(S)	YEARS	RECORD	PCT.
1. Tom Brady	New England	2000-03	34-12	.739
2. Kurt Warner	St. Louis	1998-03	35-15	.700
3. JAY FIEDLER	MIAMI	1994-95, '98-03	36-17	.679
4. Donovan McNabb	Philadelphia	1999-03	43-21	.672
5. Brett Favre	Atlanta, Green Bay	1991-03	125-64	.661
6. Steve McNair	Tennessee	1995-03	69-40	.633
7. Brad Johnson	Minn., Wash., T.B.	1992-03	58-37	.611

In addition, his 36-17 record after 53 games as a starter is the best record after 53 career games started among active quarterbacks:

ACTIVE QUARTERBACK WON-LOST RECORDS, FIRST 53 CAREER STARTS

PLAYER	TEAM(S)	YEARS	RECORD	PCT.
1. JAY FIEDLER	JACKSONVILLE, MIAMI	1999-03	36-17	.679
2. Doug Flutie	Chi., N.E., Buff., SD	1986-89, 98-01	35-18	.660
3. Brad Johnson	Minn., Wash., TB	1996-01	34-19	.642
4. Donovan McNabb	Philadelphia	1999-03	33-20	.623
5. Steve McNair	Tennessee	1995-00	32-21	.604

When Fiedler reached 35 wins in his 52nd career start, a Miami 20-3 victory over the Buffalo Bills on December 21 at Ralph Wilson Stadium, he tied for the seventh fastest quarterback (along with Stan Humphries and Jay Schroeder) to reach 35 wins:

FASTEST TO 35 WINS AS AN NFL STARTING QUARTERBACK

(since 1980)

PLAYER	TEAM(S)	YEARS TO 35 WINS	DATE REACHED	GAMES NEEDED
1. Kurt Warner	St. Louis	1999-01	vs. Atlanta, 1/6/02	43
2. Dan Marino	Miami	1983-86	vs. Buffalo, 10/12/86	47
Jim McMahon	Chicago	1982-87	vs. Kansas City, 11/1/87	47
4. John Elway	Denver	1983-86	at L.A. Raiders, 11/2/86	49
Mark Rypien	Washington	1988-92	vs. Detroit, 9/20/92	49
6. Doug Flutie	Chi., N.E., Buff., S.D.	1986-89, 1998-01	vs. Buffalo, 10/28/01	51
7. JAY FIEDLER	JACK/MIAMI	1999-03	AT BUFFALO, 12/21/03	52
Stan Humphries	Wash./San Diego	1989-90, 92-95	at Seattle, 10/22/95	52
Jay Schroeder	Wash./Raiders	1985-90	vs. Pittsburgh, 9/23/90	52

AMONG IVY LEAGUE QUARTERBACKS: In 2000, Fiedler became the first Ivy League graduate to start at quarterback in an NFL season-opener since Columbia's Marty Domres started for the Baltimore Colts on opening day in 1974 . . . In eight NFL seasons, Fiedler, who played at Dartmouth College, has completed 899 of 1,514 passes for 10,551 yards with 61 touchdowns and 58 interceptions . . . This places him second, in terms of passing yards, among Ivy League graduates who have played in the NFL, trailing only Hall of Fame signal caller Sid Luckman, a Columbia graduate who played 12 years in the NFL (1939-50) with the Chicago Bears . . .

IVY LEAGUE QUARTERBACKS IN THE NFL

(ranked by passing yards)

PLAYER	NFL YEARS	SCHOOL	CMP.	ATT.	YARDS	TDs
1. Sid Luckman	1939-50	Columbia	904	1744	14686	137
2. JAY FIEDLER*	1994-95, 1998-03	DARTMOUTH	899	1514	10551	61
3. Jeff Kemp	1981-91	Dartmouth	479	916	6230	39
4. Marty Domres	1969-77	Columbia	399	809	4904	27
5. Paul Gornali	1946-48	Columbia	218	500	3348	31
6. Gary Wood	1964-69	Cornell	186	400	2575	14
7. Jason Garrett*	1993-03	Princeton	165	294	2042	11
8. Joe Dufek	1983-84	Yale	74	150	829	4

* - active in 2003

In his 11 games as a starter in 2003, Fiedler led the Dolphins to a record of 7-4 . . . Overall, in 53 career NFL starts, Fiedler has led his teams to a regular season record of 36-17 . . . Fiedler's 16 starts in 2001 are the most-ever by an Ivy Leaguer in the same season, surpassing his own mark of 15, which he set in 2000 . . . He now owns four of the five-highest single-season figures ever by an Ivy League signal caller . . .

MOST STARTS BY AN IVY LEAGUE QUARTERBACK IN A SEASON

(since 1970)

PLAYER	STARTS	RECORD	YEAR	NFL TEAM	COLLEGE
1. JAY FIEDLER	16	11-5	2001	MIAMI	DARTMOUTH
2. JAY FIEDLER	15	10-5	2000	MIAMI	DARTMOUTH
3. Jeff Kemp	13	9-4	1984	L.A. Rams	Dartmouth
4. JAY FIEDLER	11	7-4	2003	MIAMI	DARTMOUTH
5. JAY FIEDLER	10	7-3	2002	MIAMI	DARTMOUTH
6. Marty Domres	9	3-6	1973	Baltimore	Columbia
Marty Domres	9	4-5	1972	Baltimore	Columbia
8. Marty Domres	6	1-5	1974	Baltimore	Columbia
Jeff Kemp	6	4-2	1986	San Francisco	Dartmouth
10. Joe Dufek	5	1-4	1984	Buffalo	Yale
Jason Garrett	5	3-2	1998	Dallas	Princeton

FOURTH QUARTER COMEBACKS: In his career, Fiedler led Miami to fourth-quarter comeback victories nine times during the regular season and ten overall, including playoffs . . . He has done it twice in 2000, five times in 2001, once in 2002 and twice in 2003 . . . In each instance, Fiedler has thrived in the fourth quarter in guiding the Dolphins' come-from-behind wins during his four seasons with the club . . . Overall in his ten fourth-quarter comeback wins, he has completed 64 of 100 passes (64.0%) for 764 yards with seven touchdowns and two interceptions . . .

JAY FIEDLER'S FOURTH QUARTER COMEBACK VICTORIES

DATE	OPPONENT	FOURTH QUARTER SCORE	FINAL SCORE	4th QTR. STATS C- A-YDS-T-I
12/24/00	at New England	17-24	27-24	16-23-131-0-0
*12/30/00	INDIANAPOLIS	10-17	23-17 (OT)	10-16-106-1-0
9/23/01	OAKLAND	10-15	18-15	5-13- 70-0-1
10/28/01	at Seattle	17-20	24-20	4- 4- 73-1-0
11/11/01	at Indianapolis	17-24	27-24	4- 5- 54-1-0
11/25/01	at Buffalo	10-21	34-27	8-12-123-3-0
12/2/01	DENVER	0-10	21-10	2- 2- 17-1-0
10/13/02	at Denver	21-22	24-22	6- 9- 76-0-0
11/23/03#	WASHINGTON	10-23	24-23	4- 9- 28-0-0
12/28/03	N.Y. JETS	20-21	23-21	5- 7- 86-0-1
4TH QUARTER PASSING STATS				64-100-764-7-2

* - playoff game that includes overtime stats

- Relieved starter Brian Griese in third quarter

RECORD WITHOUT AN INTERCEPTION: In his four years with the Dolphins, Fiedler has had 21 games in which he has not thrown an interception, including four in 2003 (3 as a starter, 1 as a reserve) . . . The Dolphins were 4-0 in such games last season, which included wins at N.Y. Jets (9/14), at N.Y. Giants (10/5), vs. Washington (11/23) and at Dallas (11/27) . . . Overall in those 21 contests, the Dolphins have compiled a record of 19-2 . . .

RUSHING YARDS: In his four seasons with the Dolphins, Fiedler has been equally adept at picking up yards via the ground as he has through the air . . . In 2000, he rushed for 267 yards and a touchdown on 54 attempts, the second-highest total on the team and the third-most ever by a Dolphins quarterback in a season . . . In 2001, he totaled 321 yards on 73 carries, as he surpassed David Woodley (272 in 1981) for the highest single-season total ever by a Dolphins quarterback . . . In 2002, he amassed 99 yards rushing and three touchdowns on 28 attempts, and last year, he compiled 88 yards and three touchdowns on 34 carries . . . His career rushing total of 775 yards is the second-highest total ever by a Dolphins quarterback . . .

HIGHEST CAREER RUSHING TOTALS BY A DOLPHINS QUARTERBACK

PLAYER	YEAR	ATTS.	YARDS	AVG.	LG	TDs
1. Bob Griese	1967-80	261	994	3.8	35	7
3. JAY FIEDLER	2000-03	189	775	4.1	30	11
2. David Woodley	1980-83	173	771	4.5	29	9
4. Damon Huard	1997-00	28	124	4.4	25	0
5. Earl Morrall	1972-76	23	120	5.2	31t	1

RUSHING TOUCHDOWNS: In 2003 Fiedler had three rushing touchdowns, the second straight season in which he attained this total . . . This is tied for the third-highest single-season total by a Dolphins quarterback . . . Fiedler also co-owns the club record (along with David Woodley) for most single season rushing touchdowns by a quarterback, which he tied with four rushing touchdowns in 2001 . . . Fiedler's career total of 11 rushing scores is the most-ever by a Dolphins quarterback . . . He tied the all-time mark, previously held by both Dan Marino and David Woodley, with a nine-yard run on September 14, 2003 at the New York Jets . . . He broke the mark with a one-yard run on November 27, 2003 at Dallas on Thanksgiving Day . . .

MOST RUSHING TOUCHDOWNS BY A DOLPHINS QUARTERBACK

CAREER			SINGLE-SEASON		
PLAYER	YEARS	TDs.	PLAYER	YEAR	TDs.
1. JAY FIEDLER	2000-03	11	1. JAY FIEDLER	2001	4
Dan Marino	1983-99	9	David Woodley	1981	4
David Woodley	1980-83	9	3. JAY FIEDLER	2002	3
			David Woodley	1980	3
			JAY FIEDLER	2003	3

2003 GAME HIGHLIGHTS – VS. HOUSTON (SEPT. 7): In season-opener, completed 17 of 32 passes for 227 yards with three touchdowns and two interceptions . . . Touchdown passes came on scoring strikes of 57 and 21 yards to Chris Chambers and a 35-yard TD pass to Ricky Williams . . . The three touchdown passes matched his single-game career-high, which he had accomplished four times previously . . . In addition, his second TD pass of the game, a 21-yard touchdown toss to Chambers, was his 50th TD pass as a Dolphin . . .

AT N.Y. JETS (SEPT. 14): Connected on 14 of 19 passes for 190 yards with one touchdown and no interceptions . . . His touchdown came on an eight-yard TD pass to Randy McMichael . . . Completion percentage of 73.7 was his second-best mark of the season . . . Also had five carries for 35 yards and one touchdown, which came on a nine-yard TD run . . . It was his ninth career rushing touchdown as a Dolphin, tying him for first place among quarterbacks in team history for career rushing touchdowns, along with Dan Marino and David Woodley . . .

VS. NEW ENGLAND (OCT. 19): Hit on 20 of 35 passes for 230 yards with one touchdown and two interceptions . . . His touchdown came on a six-yard scoring pass to Chris Chambers . . . Finished the game, but suffered a left knee sprain and was designated as the third quarterback for each of the next four games . . .

VS. WASHINGTON (NOV. 23): After missing the previous four games with a knee injury, entered the game late in the third quarter with the Dolphins trailing 23-10 . . . Proceeded to go 5-10 for 59 yards with no touchdowns or interceptions to lead Miami to a 24-23 comeback victory . . . His first attempt of the game was a 31-yard completion to Chris Chambers . . . In fact, completed each of his first three passes of the game, totaling 42 yards . . . It was his first fourth-quarter comeback win of the year and the eighth in his career (ninth, including playoffs) . . . In the fourth quarter he was 4-9 for 28 yards without a touchdown or interception . . .

AT DALLAS (NOV. 27): In Thanksgiving Day game, was 16-20 for 239 yards with three touchdowns and no interceptions for a quarterback rating of 156.0 . . . Completion percentage of 80.0 represented a season-high . . . All three of his touchdown passes were to Chris Chambers, covering 39, 6, and 35 yards . . . His three touchdown passes tied his single game career-high, which he accomplished five times previously . . . He also rushed for minus-three yards on four carries including one touchdown, which came on a one-yard run . . . It was the tenth rushing touchdown of his Dolphins career and set a new club record for most career rushing touchdowns by a Dolphins quarterback, breaking the former club mark of nine rushing touchdowns, which was first set by David Woodley and then tied by Dan Marino . . . For his efforts, he and Chambers shared the Phil Simms Ironman of the Game Award . . . In addition,

Fiedler was named as AFC Offensive Player of the Week for the week of November 27, 30, and December 1, the first such honor of his career . . . He was the first Dolphins quarterback to win the award since Dan Marino did it in week five of 1999 . . . Fiedler also is the third quarterback in Dolphin history to earn that honor, joining Marino and Scott Mitchell . . .

VS. N.Y. JETS (DEC. 28): In season finale, was 21-29 for 328 yards with one touchdown and one interception . . . His touchdown came on a 20-yard TD pass to Chris Chambers . . . His 328 yards passing was his single game career high, surpassing his previous best of 320 yards, which he had on December 22, 2001 at New England . . . It was his first 300-yard game of the season, his third as a Dolphin, and the fourth of his career . . . In the fourth quarter, brought the Dolphins back from a 21-20 deficit to a 23-21 win, as he completed five of seven passes for 86 yards with no touchdowns and one interception . . . It was his second fourth-quarter comeback win of the year and the ninth of his career (tenth, including playoffs).

2002 – Was re-signed to a five-year contract through 2006 on February 13, 2002 . . . Along with C Tim Ruddy, was voted by his teammates as a co-captain on offense for the second straight year . . . Played in 11 games, starting ten of them . . . Completed 179 of 292 passes (61.3%) for 2,024 yards with 14 touchdowns and nine interceptions . . . Compiled a passer rating of 85.2, the highest passer rating by a Dolphins quarterback since Dan Marino had a passer rating of 87.8 in 1996 . . . His figure also tied for ninth in the AFC . . . Had at least one touchdown pass in nine of ten starts . . . Also rushed for 99 yards and three touchdowns on 28 attempts . . . Was inactive for five contests while recovering from a fractured right thumb sustained at Denver (10/13) . . . Underwent surgery on October 14, 2002 to stabilize the fracture . . . The surgery was performed by Dolphins Chief Team Physician Dr. George Caldwell at Holy Cross Hospital in Ft. Lauderdale . . . Began training camp on the Active/PUP list before being activated on July 31 . . . Underwent a successful arthroscopy on July 13 on his left hip to resect a labral tear that was present . . . Dr. Marc Philippon, a UPMC hip specialist, performed the surgery at Holy Cross Hospital in Ft. Lauderdale . . .

AMONG FASTEST TO 25 WINS: When Fiedler reached 25 wins in his 35th career start, a Miami 30-3 victory over the Jets on September 22 at Pro Player Stadium, he tied for the fifth fastest quarterback (along with Stan Humphries) to reach 25 wins since 1980, trailing only Dan Marino (30 starts), Kurt Warner (31), Jay Schroeder (32), and Steve Bono (34):

FASTEST TO 25 WINS AS AN NFL STARTING QUARTERBACK

(since 1980)

PLAYER	TEAM(S)	YEARS TO 25 WINS	DATE REACHED	GAMES NEEDED
1. Dan Marino	Miami	1983-85	vs. Pittsburgh, 10/6/85	30
2. Kurt Warner	St. Louis	1999-01	@Detroit, 10/8/01	31
3. Jay Schroeder	Wash./L.A. Raiders	1985-88	@Denver, 9/26/88	32
4. Steve Bono	Pitt./S.F./K.C.	1987, '91 '94-'96	vs. Seattle, 10/17/96	34
5. JAY FIEDLER	JACK/MIAMI	1999-02	vs. N.Y. Jets, 9/22/02	35
Stan Humphries	Wash./San Diego	1990-94	vs. Kansas City, 10/9/94	35

GAME HIGHLIGHTS – VS. DETROIT (SEPT. 8): Completed 18 of 27 passes for 207 yards with three touchdowns and no interceptions in season-opening 49-21 win over the Lions, the Dolphins' 11th straight victory on opening day . . . Three scores tied a personal high that he achieved on three previous occasions, most recently on December 10, 2001 against Indianapolis . . . Compiled a season-best passer rating of 126.6 . . .

AT INDIANAPOLIS (SEPT. 15): Hit on 13 of 18 passes for 187 yards with two touchdowns and one interception . . . Put together a passer rating of 119.4, his second-best figure of the year . . . Completion percentage of 72.2 was a season-high and is tied for the third-best figure of his career at the time . . . Also rushed for 30 yards on seven carries including a touchdown, which came on a one-yard run . . . In that contest he moved past David Woodley into third place in Dolphins history for most passing yardage . . . Was awarded an offensive game ball . . .

VS. N.Y. JETS (SEPT. 22): Was 16 of 30 for 185 yards with one touchdown and no interceptions . . . His first completion of the game, a minus-one-pass to Chris Chambers, was Fiedler's 509th completion as a Dolphin, moving him past David Woodley into sole possession of third place on the Dolphins' all-time completion list . . . In addition, his 10-yard TD pass to Randy McMichael was his 40th touchdown pass as a Dolphin, moving him past Don Strock into third place on the team's all-time chart . . .

AT KANSAS CITY (SEPT. 29): Connected on 29 of 45 passes for 310 yards with one touchdown and four interceptions . . . The 45 attempts tied a career-high, equaling the mark that he first set on December 24, 2000 at New England . . . The 29 completions are the second-highest total of his career . . . The 310 yards represented a season-high as well, was the third-highest yardage total of his career at the time (now fourth) and the third 300-yard passing game of his career . . . Four interceptions also marked his most on the year and tied for the highest total of his career, a figure he first set on December 10, 2000 against Tampa Bay . . . Opened the game by completing his first nine passes before an incomplection, and coupled with his four completions in his final four attempts the previous week vs. the N.Y. Jets, he completed 13 passes in a row . . . Those 13 straight completions are tied for the third highest total in Dolphins history (along with 13 straight completions by Earl Morrall on December 1, 1975 vs. New England and by Dan Marino on November 10, 1996 vs. Indianapolis), surpassed only by the 14 straight completions by Marino on November 17, 1996 at Houston through November 25, 1996 vs. Pittsburgh, and Marino's club record of 15 straight completions, on November 8, 1992 at Indianapolis through November 16, 1992 vs. Buffalo . . . Also rushed for 15 yards on three carries on the afternoon, including a one-yard TD run, his seventh career rushing touchdown, tying him for third (along with Bob Griese) for most touchdown runs by a quarterback in Dolphins history . . .

VS. NEW ENGLAND (OCT. 6): Completed 17 of 27 passes for 190 yards with two touchdowns and no interceptions . . . Amassed a passer rating of 108.6 . . . Rushed for 18 yards on three attempts, including an eight-yard TD run to open the scoring in the Dolphins' 26-13 victory . . . The score was the eighth rushing touchdown of his career, moving him into sole possession of third on the Dolphins' all-time list among quarterbacks . . . Was awarded a game ball on offense . . .

AT DENVER (OCT. 13): Connected on 19 of 29 passes (65.5%) for 210 yards with no touchdowns and one interception . . . Sustained a fractured right thumb in the fourth quarter, but finished the game . . . Was 6-9 passing for 76 yards in the fourth quarter to lead the Dolphins back from a 22-21 deficit to a 24-22 win on an Olindo Mare 53-yard field goal with six seconds to play . . . Hit consecutive completions of 17 yards to Randy McMichael and 22 yards to Dedric Ward to move Miami from its own 26 to the Broncos' 35 to put the Dolphins in field goal range . . . It was Fiedler's eighth career fourth-quarter comeback win (including a home playoff game) and his fifth on the road . . . Was awarded an offensive game ball . . .

VS. BUFFALO (OCT. 20): Was inactive for the first of five straight games with a fractured right thumb sustained the previous week at Denver . . .

AT BUFFALO (DEC. 1): Returned to action as he replaced an injured Ray Lucas in the third quarter . . . Hit on five of nine passes for 15 yards with no touchdowns and an interception in a second half that was played through a snowstorm . . .

VS. CHICAGO (DEC. 9): Made first start since injury and led the Dolphins to a 27-9 Monday night win over the Bears . . . Connected on 15 of 29 passes for 196 yards with one touchdown and one interception . . .

VS. OAKLAND (DEC. 15): Completed 21 of 32 for 237 yards with one touchdown and no interceptions in a 23-17 win over the eventual AFC champions . . . Touchdown came on a five-yard pass to Cris Carter, the 130th touchdown of Carter's career during the regular season, as Fiedler became the 13th different quarterback to throw a touchdown to Carter . . . Was awarded a game ball on offense . . .

AT MINNESOTA (DEC. 21): Hit on 15 of 21 passes for 177 yards with two touchdowns and an interception . . . Scoring pass came on a 59-yard strike to Chris Chambers, his longest completion of the season . . . Completion percentage of 71.4% was his second-best mark of the season . . .

AT NEW ENGLAND (DEC. 29): Completed 11 of 25 for 110 yards with one touchdown and no interceptions . . . Touchdown came on a 32-yard pass to James McKnight, the 50th touchdown pass of his NFL career . . . It marked the fifth time in 2002 that Fiedler did not throw an interception, and the first time that the Dolphins had lost such a game.

2001 – Along with C Tim Ruddy, was voted by his teammates as a co-captain on offense . . . Started all 16 regular season games . . . Completed 273 of 450 passes for 3,290 yards with 20 touchdowns and 19 interceptions, for a passer rating of 80.3, which ranked seventh in the AFC . . . Established personal single-season career highs for passing yards, attempts, completions and touchdown passes . . . Became just the second Dolphins quarterback (Dan Marino) to throw for 3,000 yards in a season, and the third signal caller in team history to throw 20 or more touchdowns (Dan Marino, Bob Griese) . . . His rating was the highest by a Dolphins quarterback since 1997 when Dan Marino put together a rating of 80.7 . . . Also finished second on the team with 321 yards rushing and four touchdowns on 73 attempts . . . Led the team in rushing twice during the course of the year . . . It marked the first time since 1998, and

just the third time over the last seven seasons (1995-01) that a Dolphins quarterback started every regular season game . . . Led the Dolphins to five fourth-quarter comeback wins over the course of the year . . .

3,000 YARDS PASSING: Fiedler threw for 3,290 yards in 2001, as he became just the second quarterback in club history to reach the 3,000-yard passing plateau, and the first since 1998 . . . He attained the 3,000-yard mark with a nine-yard completion to RB Travis Minor in the second quarter of a game vs. Atlanta (12/30) . . . It marked the 14th time that a Dolphins quarterback threw for 3,000 yards, as Dan Marino accomplished the feat on each of the first 13 occasions . . . Fiedler's figure ranks 13th among single-season totals in team annals . . .

RUSHING YARDS: In 2001, Fiedler totaled 321 yards on 73 carries, as he surpassed David Woodley (272 in 1981) for the highest single-season total ever by a Dolphins quarterback . . . His four rushing touchdowns in 2001 tied him with Woodley (1981) for the highest total ever by a Dolphins quarterback in a season . . .

GAME HIGHLIGHTS - AT TENNESSEE (SEPT. 9): Led Dolphins to their tenth straight opening day win with a 31-23 victory . . . Completed 12 of 20 passes for 225 yards with two touchdowns and no interceptions . . . It was his fifth-highest yardage total of the season, and his passer rating of 132.3 in that game was his best of 2001 . . . Was awarded an offensive game ball for his performance . . .

VS. OAKLAND (SEPT. 23): Connected on 16 of 34 passes for 217 yards with no touchdowns and two interceptions, but led the Dolphins to an 18-15 come-from-behind victory . . . Also rushed for 34 yards and two touchdowns on eight attempts . . . His first interception of the game came when S Derrick Gibson picked off a pass on the first series of the third quarter . . . That snapped a string of 77 straight passes that Fiedler had thrown during the regular season without being intercepted . . . Prior to that pass, the last time he was intercepted was by CB Jeff Burris against Indianapolis on December 17, 2000 at Pro Player Stadium . . . His second interception was returned 26 yards for a touchdown by S Anthony Dorsett, which gave the Raiders a 15-10 lead with 12:41 to play in the game . . . Trailing by that score, the Dolphins took over at their own 20 with 1:41 remaining and no timeouts . . . Fiedler led the Dolphins on an 80-yard scoring march which resulted in his two-yard TD run with five seconds to play . . . On the game-winning drive, Fiedler completed five of seven passes for 70 yards, including a nine-yard completion to Dedric Ward on fourth-and-three from the Raiders' 18 . . . In addition, Fiedler also scored on a two-yard run with 16 seconds to play in the first half, as he became just the third quarterback in Dolphins history to rush for two touchdowns in the same game, joining David Woodley (at Rams, 11/9/80) and Kyle Mackey (at N.Y. Jets, 10/18/87) . . .

AT SEATTLE (OCT. 28): Was 15 of 21 for 213 yards with one touchdown and two interceptions . . . Touchdown came on a 39-yard pass to James McKnight with 6:16 to play, giving the Dolphins a 24-20 lead in a game they would hold on to win by that same score . . . Completion percentage of 71.4 was a season-high . . . Completed all four of his pass attempts, totaling 73 yards, including the touchdown, in the fourth quarter . . . Was six of seven for 128 yards with one TD in the second half . . . It marked his second fourth-quarter comeback win of the season, the third of his career during the regular season and fourth overall, including playoffs . . . Also led the team in rushing that day with a season-high 41 yards on eight carries . . . With the Dolphins facing a third-and-13 from their own 17 with 1:44 to play, had a key 16-yard run which produced a first down and allowed the Dolphins to run out the clock . . .

AT INDIANAPOLIS (NOV. 11): Hit on 17 of 29 passes for 259 yards with two touchdowns and two interceptions . . . Both TD passes went to rookie WR Chris Chambers, from 74 and 29 yards out . . . It marked the fifth multiple touchdown game of his career (sixth including playoffs) . . . The 74-yard completion was the longest of his career and was the longest by a Dolphin since Dan Marino hit FB Stanley Pritchett for a 74-yard scoring pass on September 15, 1996 against the N.Y. Jets at Pro Player Stadium . . . His second TD strike was a 29-yarder to Chambers with 7:44 to play in the game, and gave the Dolphins a 27-24 lead as they went on to win by that same score . . . It marked the third fourth-quarter comeback win that Fiedler had led in 2001, the fourth of his career during the regular season, and fifth overall, including playoffs . . .

AT BUFFALO (NOV. 25): Completed 18 of 31 passes for 260 yards with three touchdowns and no interceptions . . . Also rushed for 28 yards on four carries . . . Three touchdown passes tied a career-high that he first set on December 3, 2000, also at Buffalo . . . It marked the sixth multiple touchdown game of his career (seventh including playoffs) . . . All three occurred in the fourth quarter as the Dolphins entered the period trailing 21-10 . . . First one came four seconds into the quarter on an eight-yard pass to TE Jed Weaver, closing the Bills' lead to 21-17 . . . After Buffalo took a 27-17 lead at the 8:16 mark, Fiedler came back to hit Chris Chambers for a 22-yard scoring strike with 4:07 to play, making it a 27-24 game . . . After the Dolphins tied the game on an Olindo Mare 39-yard field goal with 1:11 remaining, the Dolphins

recovered a fumble on the ensuing kickoff at the Bills' 42, and three plays later, Fiedler found Chambers in the end zone for a 32-yard TD pass . . . Overall in the fourth quarter, Fiedler completed 8 of 12 passes for 123 yards and three touchdowns . . . It marked the fourth fourth-quarter comeback win that Fiedler had led in 2001, the fifth of his career during the regular season, and sixth overall, including playoffs . . .

VS. DENVER (DEC. 2): Led the Dolphins to a 21-10 come-from-behind victory by completing 18 of 28 passes for 176 yards with one touchdown and no interceptions . . . Lone TD of the game came on an 11-yard pass to Chris Chambers, 1:15 into the fourth quarter, closing the Broncos' lead to 10-7 . . . It marked the fifth fourth-quarter comeback win that Fiedler had led in 2001, the sixth of his career during the regular season, and seventh overall, including playoffs . . .

VS. INDIANAPOLIS (DEC. 10): Was 18 of 26 for 191 yards with three touchdowns and no interceptions in Miami's 41-6 Monday night win . . . The win marked his 20th win as a starter in 28 total starts, as he became the sixth fastest quarterback to reach 20 wins as a starter since 1980 . . . The three touchdown passes tied a career-high that he had set on two previous occasions, including once in 2001 (at Buffalo, 11/25) . . . It marked the seventh multiple touchdown game of his career (eighth including playoffs) . . . Tossed a pair of scoring strikes to rookie WR Chris Chambers for the third time in 2001 and the second time against the Colts . . . Also had a nine-yard touchdown run in the game, his third scoring run of the year, tying him with David Woodley (1980) for the second-highest single-season rushing touchdown total by a Dolphins quarterback . . . In addition, QB Ray Lucas had a two-yard TD run in the Colts game, marking the first time in Dolphins history that two quarterbacks had a rushing touchdown in the same game . . .

AT SAN FRANCISCO (DEC. 16): Completed 16 of 28 passes for 149 yards with no touchdowns and three interceptions in the Dolphins' 21-0 loss . . . Led team in rushing with 33 yards on four carries, including a long run of 21 yards, his second-longest of the season . . . When Zack Bronson intercepted a Fiedler pass attempt on the Dolphins' first offensive series of the game, it snapped a string of 95 straight pass attempts that he had not thrown an interception, a span which included three full games . . .

AT NEW ENGLAND (DEC. 22): Hit on 21 of 37 attempts for 320 yards with one touchdown and no interceptions . . . Yardage total was the highest of his career at the time (now second), surpassing his previous best of 317 yards, which he accounted for as a member of the Jacksonville Jaguars on January 2, 2000 against Cincinnati . . . It also marked the second 300-yard passing game of his career . . . With the Dolphins, it was the 11th time that he had attempted a pass in a game and not been intercepted . . . Of those 11 occasions, it was the first time that the Dolphins had lost . . .

VS. ATLANTA (DEC. 30): Was 16 of 29 for 191 yards with two touchdowns and one interception . . . Nine-yard completion to Travis Minor in the second quarter put him over the 3,000-yard passing mark for the season, just the second Dolphin (Dan Marino) to achieve that feat . . .

VS. BUFFALO (JAN. 6): Completed nine of 16 passes for 110 yards with one touchdown and no interceptions . . . His TD pass came on a 16-yard strike to James McKnight and was Fiedler's 20th of the season, as he joined Dan Marino (13 times) and Bob Griese (twice) as the only quarterbacks in Dolphins history to throw 20 or more TD passes in a season . . . With the Dolphins, it was the 12th time that he had attempted a pass in a game and not been intercepted, with the team improving its record to 11-1 in such contests . . . Also rushed for 24 yards and one touchdown on seven carries, including an 18-yard TD run, his fourth rushing touchdown of the season, tying him with David Woodley (1981) for the most rushing touchdowns by a Dolphins quarterback in a season . . .

2000 – Signed a three-year contract with the Dolphins as an Unrestricted Free Agent from Jacksonville on February 17, 2000 . . . Started all 15 games in which he played . . . Finished the year by completing 204 of 357 passes for 2,402 yards with 14 touchdowns and 14 interceptions . . . Also was second on the squad in rushing with 267 yards and one touchdown on 54 attempts . . . His yardage total was the second-highest figure ever for a Dolphins quarterback in a season at the time (now third) . . . Was inactive for one game in 2000, on November 26 at Indianapolis due to a pinched nerve in his neck sustained the previous week against the N.Y. Jets (11/19) . . . Went 10-5 as a starter in the 2000 regular season . . . Missed each of the first three preseason games due to a hip injury . . . Underwent arthroscopic surgery to repair a labral tear in his right hip on August 3, 2000 . . . The surgery was performed by Dr. Marc Philippon at Holy Cross Hospital in Ft. Lauderdale . . . Also underwent surgery following the season, on January 12, 2001, to repair an extensive tear of his left rotator cuff . . . The surgery was performed at the Hospital for Special Surgery in New York by Dr. Steven O'Brien . . .

CONSECUTIVE GAMES WITHOUT AN INTERCEPTION: Fiedler went 92 straight pass attempts, covering a five-game span (games 8-11 and 13), along with part of a sixth (14)

without throwing an interception . . . The streak began on October 29 against Green Bay and ended on December 10 against Tampa Bay when Bucs LB Jamie Duncan picked off a Fiedler pass and returned it 31 yards for a touchdown (The streak counts a November 19 game against the Jets when Fiedler was forced from the game following the first play from scrimmage with an injury) . . . Those five full games established a new Dolphins record and broke the previous mark of four, formerly held by Bob Griese (games 5-8 in 1971) and Dan Marino (games 4-7 in 1997) . . .

GAME HIGHLIGHTS – VS. SEATTLE (SEPT. 3): Made his Dolphins debut in a starting role and led the Dolphins to a 23-0 victory . . . Completed 15 of 24 passes for 134 yards with one touchdown and no interceptions . . . Became the first Dolphin other than Dan Marino to start a season-opener at quarterback since David Woodley in 1983 . . . Also became the first Ivy League graduate to start a season-opener at quarterback since Columbia's Marty Domres started for Baltimore in the 1974 opener, on September 15 at Pittsburgh . . . Fiedler's touchdown pass in the Seahawks game, his first as a Dolphin, was a 16-yard strike to Oronde Gadsden . . .

VS. BALTIMORE (SEPT. 17): Completed 11 of 16 passes for 160 yards with one touchdown and one interception . . . Hit on all seven of his attempts, totaling 121 yards, with a touchdown in the second half of the contest . . .

AT CINCINNATI (OCT. 1): Was 14 of 21 for 155 yards with two touchdowns and one interception . . . Both of his touchdown passes went to Oronde Gadsden (7 and 21 yards) . . . It represented the first multiple-touchdown game of his career in the regular season and his second overall, including playoffs . . . Also rushed for a season-high 45 yards on four carries, including a career-long 30-yard run, which was the longest by a Dolphins quarterback since Scott Mitchell had a 32-yard run on November 14, 1993 at Philadelphia . . .

VS. GREEN BAY (OCT. 29): Completed 16 of 25 passes for 158 yards with one touchdown and no interceptions . . . Game began a streak of five straight games and 92 pass attempts in which he did not throw an interception . . . Also rushed for six yards on five carries, including a one-yard TD run, which marked the first rushing TD of his career and the first rushing TD by a Dolphins quarterback since December 27, 1998 when Dan Marino scored on a three-yard run at Atlanta . . .

AT DETROIT (NOV. 5): Connected on 13 of 18 passes for 112 yards, as he put together a season-best 72.2 percent completion mark . . . Also rushed for 42 yards on eight carries . . .

AT SAN DIEGO (NOV. 12): Completed 13 of 20 passes for 160 yards, including a 61-yard strike to Oronde Gadsden, marking his longest completion of the season . . .

VS. N.Y. JETS (NOV. 19): Was forced from the game permanently following the first play from scrimmage when he was sacked by Jets LB Mo Lewis and suffered a pinched nerve in his neck with resultant symptoms in his right arm as well as a mild right A/C sprain . . .

AT BUFFALO (DEC. 3): Was 13 of 21 for 214 yards and a career-high three touchdowns in leading the Dolphins to their first win in Buffalo since 1996 after missing the previous week at Indianapolis (11/26) . . . Set a new team record by not throwing an interception in his fifth straight game . . .

VS. TAMPA BAY (DEC. 10): In a game that was played in a steady rain, was 13 of 28 for 175 yards with no touchdowns and a career-high four interceptions . . . His first interception of the game was snared by Bucs linebacker Jamie Duncan in the first quarter and returned 31 yards for a touchdown . . . It ended a string of 92 straight pass attempts and five consecutive games in which Fiedler did not throw an interception . . . Sustained a left shoulder injury in the contest that he played with for the remainder of the year . . .

AT NEW ENGLAND (DEC. 24): Led the Dolphins to their first AFC East title since 1994 by completing 30 of 45 passes for a season-high 264 yards with one touchdown and no interceptions . . . Completion and attempt totals marked career-highs . . . Dolphins trailed 24-17 in the fourth quarter before Fiedler led two consecutive scoring drives in the final period, including one that ended with an Olindo Mare 49-yard field goal with nine seconds to play . . . On those two drives, Fiedler completed 11 of 14 passes for 100 yards . . .

PLAYOFFS: Started both playoff games following the 2000 season . . . Completed 37 of 71 passes for 361 yards with one touchdown and six interceptions . . . In First-Round victory over Indianapolis (12/30), hit on 19 of 34 passes for 185 yards with one touchdown and three interceptions . . . Also rushed for 43 yards on seven carries . . . Lone touchdown pass in the game was a nine-yard strike to Jed Weaver on third-and-goal with 34 seconds to play in regulation, as the Dolphins tied the game at 17 apiece before going on to record a 23-17 overtime victory . . . In the fourth quarter and overtime of that game, Fiedler was 10 of 16 for 106 yards with one touchdown and no interceptions, while also rushing for 27 yards on four attempts . . . In the Colts game, became the first Ivy League quarterback to start an NFL playoff game since the Rams' Jeff Kemp started against the N.Y. Giants in a Wild Card game on December 23, 1984 . . . Was 18 of 37 for 176 yards with no touchdowns and three

interceptions in Divisional contest at Oakland (1/6/01) . . . The three interceptions tied the club's single-game postseason record, also held by David Woodley and Dan Marino.

1999 – Signed with Jacksonville as a free agent on April 16, 1999, four days after Minnesota withdrew their qualifying offer as a Restricted Free Agent . . . Appeared in seven regular season games with the Jaguars in 1999, including one start . . . Completed 61 of 94 passes (64.9%) for 656 yards with two touchdowns, two interceptions and a passer rating of 83.5 . . . Entered game vs. Cleveland (10/17) in third quarter after starter Mark Brunell sustained a rib injury . . . With Jaguars trailing 7-6 at the time, led the team to 17 points over the final three possessions of the game . . . Finished by completing 12 of 14 passes for 113 yards with one touchdown and no interceptions . . . First NFL touchdown pass came on an eight-yard completion to tight end Kyle Brady, which gave Jacksonville a 13-7 lead with 1:47 left in the third quarter . . . Also carried the ball three times for 27 yards in the Browns contest . . . Played the entire second half in Jacksonville's next game, two weeks later at Cincinnati (10/31) . . . Hit on six of nine passes for 69 yards with no touchdowns and no interceptions, and a long of 23 yards to Jimmy Smith . . . Replaced an injured Brunell in second quarter at Tennessee (12/26) . . . Went on to complete eight of 22 passes for 101 yards with no touchdowns and two interceptions . . . First NFL start came the following week, in season finale vs. Cincinnati (1/2/00) . . . Connected on 28 of 39 passes for 317 yards with one touchdown and no interceptions in leading the Jaguars to a 24-7 victory over the Bengals and clinching the AFC Central Division title for Jacksonville . . . Touchdown pass came on a 25-yard strike to Keenan McCardell . . . Saw action in a reserve role in Divisional Playoff game vs. Miami (1/15/00) . . . Completed seven of 11 passes for 172 yards with two touchdowns and an interception . . . Threw touchdown passes of 70 yards to Jimmy Smith and 38 yards to Alvis Whitted . . . Dressed but did not play in AFC Championship Game vs. Tennessee (1/23/00).

1998 – Signed with Minnesota as a free agent on April 3, 1998 . . . Was released by the Vikings on August 30 and re-signed by the club on September 15 following injury to Brad Johnson (fibula) . . . Played in five regular season games, all in a reserve role . . . Completed three of seven passes for 41 yards with no touchdowns and one interception . . . Saw first NFL action in a 41-7 victory over Washington (10/18) . . . First NFL completion was a 10-yard pass to Randy Moss in the Redskins game, in which he completed two of four passes for 29 yards . . . Was designated as the team's third quarterback for both playoff games.

1996-97 – Went to camp with Philadelphia in 1996 . . . Was waived by the Eagles on July 30, 1996 . . . Was claimed by Cincinnati and then waived by the Bengals on August 25 . . . Played with the Amsterdam Admirals of the World League in the spring of 1997 . . . Completed 46 of 109 passes for 678 yards with two touchdowns and eight interceptions . . . Served as an assistant football coach at Hofstra University during the '97 season.

1995 – Dressed as the third quarterback for all 16 regular season games and the Eagles' lone playoff contest.

1994 – Signed with Philadelphia as an undrafted rookie free agent and made the Eagles' roster as the third quarterback . . . Dressed as the team's third quarterback for all 16 regular season games.

COLLEGE

Was a three-year starter (1991-93) at Dartmouth during which time he led the team to a composite record of 21-7-1 . . . Set school career passing records with 456 completions, 813 attempts, 6,684 yards and 58 touchdowns . . . Earned first-team All-Ivy League honors as both a junior (1992) and senior (1993) . . . Played in the East-West Shrine Game and the Epson All-Star Game in Tokyo following his senior season . . . Was named the co-offensive Player of the Game in the Epson All-Star contest . . . Graduated with a degree in engineering sciences.

PERSONAL

Resides in Oceanside, N.Y. . . . Attended Oceanside (N.Y.) High School where he lettered in football, basketball and track . . . Received the Scholar-Athlete Award from the National

Football Foundation and Hall of Fame in 1989 . . . Competed in the decathlon as a member of the Dartmouth track team . . . Is a distant relative of the former Boston Pops Orchestra conductor, the late Arthur Fiedler (his grandfather was Fiedler's second cousin) . . . Served as an assistant football coach at Hofstra University during the fall of 1997 . . . Has participated in numerous charitable events during his career . . . Has assisted in building a house for Habitat for Humanity . . . Is a member of the Board of Directors of the "Reach for the Stars Foundation", which benefits children with Cystic Fibrosis . . . Often visits and spends time at the Boys & Girls Clubs in Broward County . . . Each of the past four offseasons, has held a three-day football camp in Boca Raton . . . Filmed a Public Service Announcement for Breast Cancer Awareness out of support for his mother, who is a breast cancer survivor . . . Has participated in several events supporting the Broward Partnership for the Homeless . . . Received the "Dick Steinberg Good Guy Award", which is given annually by the New York Jewish Sports Hall of Fame to a person in professional sports who best exemplifies the good aspect of sports . . . In 2002 was inducted into the Jewish Sports Hall of Fame . . . Father, Ken, was the head basketball coach at Springfield Gardens (N.Y.) High School where he coached former NBA forward Anthony Mason . . . Full name is Jay Brian Fiedler, born December 29, 1971, in Oceanside, N.Y.

JAY FIEDLER'S NFL REGULAR SEASON STATISTICS

YEAR	TEAM	G-S	ATT.	COMP.	YDS.	PCT.	TD	INT.	LG	TKLD.	RATE
1994	Philadelphia	0-0	0	0	0	-	0	0	0	0/0	0.0
1995	Philadelphia	0-0	0	0	0	-	0	0	0	0/0	0.0
1998	Minnesota	5-0	7	3	41	42.9	0	1	19	0/0	22.6
1999	Jacksonville	7-1	94	61	656	64.9	2	2	25t	7/47	83.5
2000	Miami	15-15	357	204	2402	57.1	14	14	61	23/129	74.5
2001	Miami	16-16	450	273	3290	60.7	20	19	74t	27/178	80.3
2002	Miami	11-10	292	179	2024	61.3	14	9	59t	13/89	85.2
2003	Miami	12-11	314	179	2138	57.0	11	13	59	19/126	72.4
8-YEAR TOTALS		66-53	1514	899	10551	59.4	61	58	74t	89/569	78.1
MIAMI TOTALS		54-52	1413	835	9854	59.1	59	55	74t	82/522	78.1

JAY FIEDLER'S NFL PLAYOFF STATISTICS

YEAR	TEAM	G-S	ATT.	COMP.	YDS.	PCT.	TD	INT.	LG	TKLD.	RATE
1995	Philadelphia	0-0	0	0	0	-	0	0	0	0/0	0.0
1998	Minnesota	0-0	0	0	0	-	0	0	0	0/0	0.0
1999	Jacksonville	1-0	11	7	172	63.6	2	1	70t	0/0	108.9
2000	Miami	2-2	71	37	361	52.1	1	6	33	4/21	36.2
2001	Miami	1-1	28	15	122	53.6	0	1	20	3/17	50.0
PLAYOFF TOTALS		4-3	110	59	655	53.6	3	8	70t	7/38	50.4
MIAMI TOTALS		3-3	99	52	483	52.5	1	7	33	7/38	40.1

ADDITIONAL STATS

Rushing: (Minnesota) 4 for -6 yards, -1.5 avg., long of -1 in 1998; (Jacksonville) 13 for 26 yards, 2.0 avg., long of 15 in 1999; (Miami) 54 for 267 yards, 4.9 avg., long of 30, 1 TD in 2000; 73 for 321 yards, 4.4 avg., long of 26, 4 TDs in 2001; 28 for 99 yards, 3.5 avg., long of 12 in 2002; 34 for 88 yards, 2.6 avg., long of 14, 3 TDs in 2003 for total of 206 for 795 yards, 3.9 avg., long of 30, 11 TDs (P-13 for 71 yards, 5.5 avg., long of 11)

Two-Point Conversions: (Jacksonville) 1 pass vs. Cleveland (10/17/99)

Miscellaneous Tackles: 1 in 2001, 1 in 2002 for total of 2

SINGLE-GAME HIGHS

Pass Attempts: 45 at New England, 12/24/00
 45 at Kansas City, 9/29/02
 40 vs. Philadelphia, 12/15/03
 39 vs. Cincinnati, 1/2/00
 *37 at Oakland, 1/6/01
 37 at New England, 12/22/01
Pass Completions: 30 at New England, 12/24/00
 29 at Kansas City, 9/29/02

	28	vs. Cincinnati, 1/2/00
	24	vs. N.Y. Jets, 11/18/01
	23	at N.Y. Jets, 10/14/01
Yards Passing:	328	vs. N.Y. Jets, 12/28/03
	320	at New England, 12/22/01
	317	vs. Cincinnati, 1/2/00
	310	at Kansas City, 9/29/02
	287	vs. Carolina, 11/4/01
TD Passes:	3	at Buffalo, 12/3/00
	3	at Buffalo, 11/25/01
	3	vs. Indianapolis, 12/10/01
	3	vs. Detroit, 9/8/02
	3	vs. Houston, 9/7/03
	3	at Dallas, 11/27/03
Interceptions:	4	vs. Tampa Bay, 12/10/00
	4	at Kansas City, 9/29/02
	3	at N.Y. Jets, 10/23/00
	*3	vs. Indianapolis, 12/30/00
	*3	at Oakland, 1/6/01
	3	vs. N.Y. Jets, 11/18/01
	3	at San Francisco, 12/16/01
Completion Percentage:	100.0	vs. New Orleans, 11/21/99
	85.7	vs. Cleveland, 10/17/99
	80.0	at Dallas, 11/27/03
	73.7	at N.Y. Jets, 9/14/03
	72.4	vs. N.Y. Jets, 12/28/03
Long Passes:	74t	at Indianapolis, 11/11/01
	*70t	vs. Miami, 1/2/00
	65t	at Tennessee, 9/9/01
	61	at San Diego, 11/12/00
	61	vs. Carolina, 11/4/01
Times Sacked:	6	at San Francisco, 12/16/01
	5	at New England, 12/7/03
	4	vs. Indianapolis, 12/17/00
	3,	six times (last: vs. Oakland, 12/15/02)
Rushing Yards:	45	at Cincinnati, 10/1/00
	*43	vs. Indianapolis, 12/30/00
	42	at Detroit, 11/5/00
	41	at Seattle, 10/28/01
	37	vs. New England, 10/7/01
Rushing Attempts:	8	vs. New England, 9/24/00
	8	at Detroit, 11/5/00
	8	vs. Oakland, 9/23/01
	8	at Seattle, 10/28/01
	7,	five times (last: at Indianapolis, 9/15/02)
Long Runs:	30	at Cincinnati, 10/1/00
	29	vs. Indianapolis, 12/17/00
	26	at N.Y. Jets, 10/14/01
	21	at San Francisco, 12/16/01
	18t	vs. Buffalo, 1/6/02
* Playoff Game		

1998 GAME-BY-GAME STATISTICS (Minnesota)

DATE	OPPONENT	P/S	PASSING								RUSHING				W/L	SCORE
			ATT	CMP	YDS	PCT	TD	INT	LG	TKLD	ATT	YDS	LG	TD		
9/6	TAMPA BAY														W	31-7
9/13	at St. Louis														W	38-31
9/20	DETROIT														W	29-6
9/27	at Chicago														W	31-28
10/5	at Green Bay														W	37-24

1998 GAME-BY-GAME STATISTICS (Minnesota)

DATE	OPPONENT	P/S	PASSING								RUSHING				W/L	SCORE	
			ATT	CMP	YDS	PCT	TD	INT	LG	TKLD	ATT	YDS	LG	TD			
10/18	WASHINGTON	P	4	2	29	50.0	0	0	19	0/0	0	0	0	0	W	41-7	
10/25	at Detroit	P	1	0	0	0.0	0	0	0	0/0	1	-2	-2	0	W	34-13	
11/1	at Tampa Bay		DID NOT PLAY												L	24-27	
11/8	NEW ORLEANS		INACTIVE												W	31-24	
11/15	CINCINNATI	P	2	1	12	50.0	0	1	12	0/0	1	-2	-2	0	W	24-3	
11/22	GREEN BAY		DID NOT PLAY												W	28-14	
11/26	at Dallas		DID NOT PLAY												W	46-36	
12/6	CHICAGO	P	0	0	0	0.0	0	0	0	0/0	2	-2	-1	0	W	48-22	
12/13	at Baltimore	P	0	0	0	0.0	0	0	0	0/0	0	0	0	0	W	38-28	
12/20	JACKSONVILLE		INACTIVE												W	50-10	
12/26	at Tennessee		INACTIVE												W	26-16	
1/10/98	ARIZONA#		INACTIVE												W	41-21	
1/17/98	ATLANTA#		INACTIVE												L	27-30	
1998 TOTALS			7-1	7	3	41	42.9	0	1	19	0/0	4	-6	-1	0	15-1	

1999 GAME-BY-GAME STATISTICS (Jacksonville)

PASSING											RUSHING				W/L	SCORE
DATE	OPPONENT	P/S	ATT	CMP	YDS	PCT	TD	INT	LG	TKLD	ATT	YDS	LG	TD		
9/12	SAN FRAN.	P	1	0	0	0.0	0	0	0	0/0	2	-2		0	W	41-3
9/19	at Carolina		DID NOT PLAY											W	22-20	
9/26	TENNESSEE		DID NOT PLAY											L	19-20	
10/3	at Pittsburgh		DID NOT PLAY											W	17-3	
10/11	at N.Y. Jets		DID NOT PLAY											W	16-6	
10/17	CLEVELAND	P	14	12	113	85.7	1	0	18	0/0	3	27	15	0	W	24-7
10/31	at Cincinnati	P	9	6	69	66.7	0	0	23	1/10	1	0	0	0	W	41-10
1/7	at Atlanta	P	7	5	35	71.4	0	0	11	1/7	2	-2		0	W	30-7
11/14	BALTIMORE		DID NOT PLAY											W	6-3	
11/21	NEW ORLEANS	P	2	2	21	100.0	0	0	15	0/0	2	-2		0	W	41-23
11/28	at Baltimore		DID NOT PLAY											W	30-23	
12/2	PITTSBURGH		DID NOT PLAY											W	20-6	
12/13	DENVER		DID NOT PLAY											W	27-24	
12/19	at Cleveland		DID NOT PLAY											W	24-14	
12/26	at Tennessee	P	22	8	101	36.4	0	2	22	3/18	1	7	7	0	L	14-41
1/2/00	CINCINNATI	S	39	28	317	71.8	1	0	25t	2/12	2	-2		0	W	24-7
1/15/00	MIAMI#	P	11	7	172	63.6	2	1	70t	0/0	0	0	0	0	W	62-7
1/23/00	TENNESSEE#		DID NOT PLAY											L	14-33	
1999 TOTALS		7-1	94	61	656	64.9	2	2	25t	7/47	13	26	15	1	14-2	
PLAYOFF TOTALS		1-0	11	7	172	63.6	2	1	70t	0/0	0	0	0	0	1-1	

2000 GAME-BY-GAME STATISTICS

			PASSING								RUSHING					
DATE	OPPONENT	P/S	ATT	CMP	YDS	PCT	TD	INT	LG	TKLD	ATT	YDS	LG	TD	W/L	SCORE
9/3	SEATTLE	S	24	15	134	62.5	1	0	20	2/7	3	9	7	0	W	23-0
9/10	at Minnesota	S	31	12	175	38.7	1	1	44	3/15	4	22	9	0	L	7-13
9/17	BALTIMORE	S	16	11	160	68.8	1	1	41	1/8	4	8	12	0	W	19-6
9/24	NEW ENGLAND	S	24	12	153	50.0	1	2	53t	1/10	8	21	10	0	W	10-3
10/1	at Cincinnati	S	21	14	155	66.7	2	1	25	2/12	4	45	30	0	W	31-16
10/8	BUFFALO	S	24	14	142	58.3	1	1	35	1/8	5	29	9	0	W	22-13
10/23	at N.Y. Jets	S	35	16	250	45.7	2	3	46t	1/13	4	24	15	0	L	37-40*
10/29	GREEN BAY	S	25	16	158	64.0	1	0	37	1/2	5	6	8	1	W	28-20
11/5	at Detroit	S	18	13	112	72.2	0	0	33	1/8	8	42	12	0	W	23-8
11/12	at San Diego	S	20	13	160	65.0	0	0	61	0/0	3	8	6	0	W	17-7
11/19	N.Y. JETS	S	0	0	0	0.0	0	0	0	1/1	0	0	0	0	L	3-20
11/26	at Indianapolis		INACTIVE (THIRD QUARTERBACK)												W	17-14
12/3	at Buffalo	S	21	13	214	61.9	3	0	40	2/14	1	0	0	0	W	33-6
12/10	TAMPA BAY	S	28	13	175	46.4	0	4	29	1/5	2	2	2	0	L	13-16
12/17	INDIANAPOLIS	S	25	12	150	48.0	0	1	27	4/18	1	29	29	0	L	13-20
12/24	at New England	S	45	30	264	66.7	1	0	24	2/8	2	22	17	0	W	27-24
12/30	INDIANAPOLIS#	S	34	19	185	55.9	1	3	19	2/9	7	43	11	0	W	23-17*
1/6/01	at Oakland#	S	37	18	176	48.6	0	3	33	2/12	3	12	6	0	L	27-0
2000 TOTALS		15-15	357	204	2402	57.1	14	19	61	23/129	54	267	30	1	11-5	
PLAYOFF TOTALS		1-1	71	37	361	52.1	1	6	33	4/21	10	55	11	0	1-1	

2001 GAME-BY-GAME STATISTICS

DATE	OPPONENT	P/S	PASSING								RUSHING				W/L	SCORE
			ATT	CMP	YDS	PCT	TD	INT	LG	TKLD	ATT	YDS	LG	TD		
9/9	at Tennessee	S	20	12	225	60.0	2	0	65t	0/0	7	25	8	0	W	31-23
9/23	OAKLAND	S	34	16	217	47.1	0	2	28	1/2	8	34	7	2	W	18-15
9/30	at St. Louis	S	27	19	204	70.4	1	2	33	2/15	4	9	4	0	L	10-42
10/7	NEW ENGLAND	S	21	11	87	52.4	1	1	15	0/0	7	37	10	0	W	30-10
10/14	at N.Y. Jets	S	34	23	213	67.6	1	2	27	2/8	2	27	26	0	L	17-21
10/28	at Seattle	S	21	15	213	71.4	1	2	43	0/0	8	41	16	0	W	24-20
11/4	CAROLINA	S	33	20	287	60.6	1	1	61	1/9	4	4	6	0	W	23-6
11/11	at Indianapolis	S	29	17	259	58.6	2	2	74t	1/18	2	8	9	0	W	27-24
11/18	N.Y. JETS	S	36	24	188	66.7	0	3	16	3/12	4	14	10	0	L	0-24
11/25	at Buffalo	S	31	18	260	58.1	3	0	42	2/16	4	28	13	0	W	34-27
12/2	DENVER	S	28	18	176	64.3	1	0	25	0/0	4	2	3	0	W	21-10
12/10	INDIANAPOLIS	S	26	18	191	69.2	3	0	32t	1/8	1	9	9	1	W	41-6
12/16	at San Francisco	S	28	16	149	57.1	0	3	27	6/42	4	33	21	0	L	0-21
12/22	at New England	S	37	21	320	56.8	1	0	44	2/10	3	13	6	0	L	13-20
12/30	ATLANTA	S	29	16	191	55.2	2	1	35	3/15	4	13	13	0	W	21-14
1/6/02	BUFFALO	S	16	9	110	56.3	1	0	36	3/23	7	24	18t	1	W	34-7
1/13/02	BALTIMORE#	S	28	15	122	53.6	0	1	20	3/17	2	16	8	0	L	20-3
2001 TOTALS			16-16	450	273	3290	60.7	20	19	74t	27/178	73	321	26	4	11-5
PLAYOFF TOTALS			1-1	28	15	122	53.6	0	1	20	3/17	2	16	8	0	0-1

2002 GAME-BY-GAME STATISTICS

DATE	OPPONENT	P/S	PASSING								RUSHING				W/L	SCORE
			ATT	CMP	YDS	PCT	TD	INT	LG	TKLD	ATT	YDS	LG	TD		
9/8	DETROIT	S	27	18	207	66.7	3	0	24	0/0	3	9	4	0	W	49-21
9/15	at Indianapolis	S	18	13	187	72.2	2	1	52	1/8	7	30	11	1	W	21-13
9/22	N.Y. JETS	S	30	16	185	53.3	1	0	36	1/2	2	5	4	0	W	30-3
9/29	at Kansas City	S	45	29	310	64.4	1	4	38	2/16	3	15	12	1	L	30-48
10/6	NEW ENGLAND	S	27	17	190	63.0	2	0	35	1/8	3	18	11	1	W	26-13
10/13	at Denver	S	29	19	210	65.5	0	1	29	1/9	1	-9	-9	0	W	24-22
10/20	BUFFALO		INACTIVE												L	10-23
11/4	at Green Bay		INACTIVE												L	10-24
11/10	at N.Y. Jets		INACTIVE												L	10-13
11/17	BALTIMORE		INACTIVE												W	26-7
11/24	SAN DIEGO		INACTIVE												W	30-3
12/1	at Buffalo	P	9	5	15	55.6	0	1	11	0/0	0	0	0	0	L	21-38
12/9	CHICAGO	S	29	15	196	51.7	1	1	34	1/8	1	10	10	0	W	27-9
12/15	OAKLAND	S	32	21	237	65.6	1	0	40	3/24	4	10	6	0	W	23-17
12/21	at Minnesota	S	21	15	177	71.4	2	1	59t	1/7	2	2	3	0	L	17-20
12/29	at New England	S	25	11	110	44.0	1	0	32t	2/7	2	9	7	0	L	24-27*
2002 TOTALS			11-10	292	179	2024	61.3	14	9	59t	13/89	28	99	12	3	9-7

2003 GAME-BY-GAME STATISTICS

DATE	OPPONENT	P/S	PASSING								RUSHING				W/L	SCORE
			ATT	CMP	YDS	PCT	TD	INT	LG	TKLD	ATT	YDS	LG	TD		
9/7	HOUSTON	S	32	17	227	53.1	3	2	57t	2/12	3	2	2	0	L	20-21
9/14	at N.Y. Jets	S	19	14	190	73.7	1	0	39	1/1	5	35	14	1	W	21-10
9/21	BUFFALO	S	28	16	154	57.1	1	2	33	1/7	2	13	8	0	W	17-7
10/5	at N.Y. Giants	S	26	14	167	53.8	0	0	33	2/16	4	12	9	0	W	23-10
10/12	at Jacksonville	S	27	14	147	51.9	0	1	33	1/4	3	3	6	0	W	24-10
10/19	NEW ENGLAND	S	35	20	230	57.1	1	2	31	1/1	1	5	5	0	L	13-19*
10/27	at San Diego		INACTIVE (Third QB)												W	26-10
11/2	INDIANAPOLIS		INACTIVE (Third QB)												L	17-23
11/9	at Tennessee		INACTIVE (Third QB)												L	7-31
11/16	BALTIMORE		INACTIVE (Third QB)												W	9-6*
11/23	WASHINGTON	P	10	5	59	50.0	0	0	31	0/0	3	-3	-1	0	W	24-23
11/27	at Dallas	S	20	16	239	80.0	3	0	39t	0/0	4	-3	2	1	W	40-21
12/7	at New England	S	31	13	111	41.9	0	2	23	5/45	0	0	0	0	L	0-12
12/15	PHILADELPHIA	S	40	21	240	52.5	0	2	38	2/19	4	16	7	1	L	27-34
12/21	at Buffalo	S	17	8	46	47.1	1	1	23t	2/9	2	2	2	0	W	20-3
12/28	N.Y. JETS	S	29	21	328	72.4	1	1	59	2/12	3	6	5	0	W	23-21
2003 TOTALS			12-11	314	179	2138	57.0	11	13	59	19/126	34	88	14	3	10-6

* - overtime # - playoff game

JAY FIEDLER'S PASSING BREAKDOWN

	2003								CAREER							
	G	ATT	CMP	YDS	PCT	TD	INT	LG	G	ATT	CMP	YDS	PCT	TD	INT	LG
Buffalo	2	45	24	200	53.3	2	3	33	7	146	83	941	56.8	10	5	42
Miami	-	-	-	-	-	-	-	-	-	-	-	-	-	-	-	-
New England	2	66	33	341	50.0	1	4	31	8	245	135	1465	55.1	8	7	53
N.Y. Jets	2	48	35	518	72.9	2	1	59	7	183	114	1354	62.3	6	9	59
AFC East	6	159	92	1059	57.9	5	8	59	22	574	332	3760	57.8	24	21	59
Baltimore	-	-	-	-	-	-	-	-	2	17	11	160	64.7	1	1	41
Cincinnati	-	-	-	-	-	-	-	-	4	71	49	553	69.0	3	2	25
Cleveland	-	-	-	-	-	-	-	-	1	14	12	113	85.7	1	0	18
Pittsburgh	-	-	-	-	-	-	-	-	-	-	-	-	-	-	-	-
AFC Central	-	-	-	-	-	-	-	-	7	102	72	826	70.6	5	3	41
Houston	1	32	17	227	53.1	3	2	57	1	32	17	227	53.1	3	2	57
Indianapolis	-	-	-	-	-	-	-	-	4	98	60	787	61.2	7	4	74
Jacksonville	1	27	14	147	51.9	0	1	33	1	27	14	147	51.9	0	1	33
Tennessee	-	-	-	-	-	-	-	-	2	42	20	326	47.6	2	2	65
AFC South	2	59	31	374	52.5	3	3	57	8	199	111	1487	55.8	12	9	74
Denver	-	-	-	-	-	-	-	-	2	57	37	386	64.9	1	1	29
Kansas City	-	-	-	-	-	-	-	-	1	45	29	310	64.4	1	4	38
Oakland	-	-	-	-	-	-	-	-	2	66	37	454	56.0	1	2	40
San Diego	-	-	-	-	-	-	-	-	1	20	13	160	65.0	0	0	61
AFC West	-	-	-	-	-	-	-	-	6	188	116	1310	61.7	3	7	61
AFC Total	8	218	123	1433	56.4	8	11	59	43	1063	631	7383	59.4	44	40	74
Dallas	1	20	16	239	80.0	3	0	39	1	20	16	239	80.0	3	0	39
N.Y. Giants	1	26	14	167	53.8	0	0	33	1	26	14	167	53.8	0	0	33
Philadelphia	1	40	21	240	52.5	0	2	38	1	40	21	240	52.5	0	2	38
Washington	1	10	5	59	50.0	0	0	31	2	14	7	88	50.0	0	0	31
NFC East	4	96	56	705	58.3	3	2	39	5	100	58	734	58.0	3	2	39
Chicago	-	-	-	-	-	-	-	-	2	29	15	196	51.7	1	1	34
Detroit	-	-	-	-	-	-	-	-	3	45	31	319	68.9	3	0	33
Green Bay	-	-	-	-	-	-	-	-	1	25	16	158	64.0	1	0	37
Minnesota	-	-	-	-	-	-	-	-	2	52	27	352	51.9	3	2	59
NFC Central	-	-	-	-	-	-	-	-	8	151	89	1025	58.9	8	3	59
Atlanta	-	-	-	-	-	-	-	-	2	36	21	226	58.3	2	1	35
Carolina	-	-	-	-	-	-	-	-	1	33	20	287	60.6	1	1	61
New Orleans	-	-	-	-	-	-	-	-	1	2	2	21	100.0	0	0	15
Tampa Bay	-	-	-	-	-	-	-	-	1	28	13	175	46.4	0	4	29
NFC South	-	-	-	-	-	-	-	-	5	99	56	709	56.6	3	6	61
Arizona	-	-	-	-	-	-	-	-	-	-	-	-	-	-	-	-
St. Louis	-	-	-	-	-	-	-	-	1	27	19	204	70.4	1	2	33
San Francisco	-	-	-	-	-	-	-	-	2	29	16	149	55.2	0	3	61
Seattle	-	-	-	-	-	-	-	-	2	45	30	347	66.7	2	2	43
NFC West	-	-	-	-	-	-	-	-	5	101	65	700	64.4	3	7	61
NFC Total	4	96	56	705	58.3	3	2	39	23	451	268	3168	59.4	17	18	61
Home	6	174	100	1238	57.5	6	9	59	34	770	457	5264	59.4	30	28	61
Road	6	140	79	900	56.4	5	4	39	32	744	442	5287	59.4	31	30	74
1st Down	12	106	65	818	61.3	3	3	39	-	-	-	-	-	-	-	-
2nd Down	12	111	69	885	62.2	5	1	59	-	-	-	-	-	-	-	-
3rd Down	12	96	45	435	46.9	3	9	33	-	-	-	-	-	-	-	-
4th Down	12	1	0	0	0.0	0	0	0	-	-	-	-	-	-	-	-
1st Half	12	163	98	1158	60.1	9	5	59	-	-	-	-	-	-	-	-
2nd Half	12	146	79	932	54.1	2	7	35	-	-	-	-	-	-	-	-
Overtime	1	5	2	48	40.0	0	1	31	-	-	-	-	-	-	-	-
Grass	8	232	127	1496	54.7	6	12	59	47	1184	693	7948	58.5	41	46	65
Turf	4	82	52	642	63.4	5	1	39	19	330	206	2603	62.4	20	12	74
Aug./Sept.	3	79	47	571	59.5	5	4	57	15	376	220	2728	58.5	19	17	65
October	3	88	48	544	54.5	1	3	33	16	352	213	2367	60.5	13	14	44
November	2	30	21	298	70.0	3	0	39	12	208	134	1638	64.4	9	7	74
December	4	117	63	725	53.8	2	6	59	23	578	332	3818	57.4	20	20	59
Games 1-8	6	167	95	1115	56.9	6	7	57	34	797	475	5682	59.6	35	34	74
Games 9-16	6	147	84	1023	57.1	5	6	59	32	717	424	4869	59.1	26	24	61
Wins	8	176	108	1330	61.4	7	5	59	47	973	604	7206	62.1	47	23	74
Losses	4	138	71	808	51.4	4	8	57	19	541	295	3345	54.5	14	35	59
Ties	-	-	-	-	-	-	-	-	-	-	-	-	-	-	-	-

Arturo Freeman

20 SAFETY

Height/Weight6-1, 210
 Born10/27/76
 CollegeSouth Carolina '00
 AcquiredD5, 2000
 Signed Through2005
 NFLFifth Season
 DolphinsFifth Season



PRO CAREER

2003 – Played in all 16 games in a reserve role . . . Registered 23 tackles (20 solo), a sack, a forced fumble and two passes defended . . . Added nine tackles, a fumble recovery and a forced fumble on special teams . . . Recorded a season-high four tackles in win at N.Y. Giants (10/5) . . . Matched that total in victory over San Diego in Monday night game in Tempe, Ariz. (10/27), when he also came up with his lone sack of the season as he tackled Chargers QB Drew Brees for an eight-yard loss . . . The following week vs. Indianapolis (11/2), forced the ball loose from Marvin Harrison following a reception, which was recovered by Terrell Buckley . . . When Buckley fumbled, Freeman picked it up at the Dolphins' 45, leading to an Olindo Mare field goal eight plays later, which closed the Dolphins' deficit to 23-17 with 3:10 to play in the game . . . Recovered a Nate Clements fumbled punt at Buffalo (12/21), which also led to a field goal . . . Tallied a season-high two special teams tackles in finale vs. N.Y. Jets (12/28).

2002 – With departure of Brian Walker to Detroit via free agency, moved into a full-time starting role for the first time in three-year career . . . Opened all 16 games at strong safety . . . Finished third on the team and second among defensive backs with 96 total tackles (65 solo) . . . Added 1.5 sacks and five passes defended . . . Also tied for sixth on the club with 12 tackles on special teams . . . Four of his top five tackle performances on the season occurred in Dolphins victories . . . Posted a season-high nine stops in 21-13 win at Indianapolis (9/15) . . . Matched that total with nine tackles in 26-7 victory vs. Baltimore (11/17) as the Dolphins held the Ravens to just 91 net passing yards . . . Tallied eight tackles on three occasions – vs. Detroit (9/8), vs. N.Y. Jets (9/22) and at Kansas City (9/29) . . . Posted four tackles, including his only full sack of the season, vs. Buffalo (10/20) . . . Knocked away a season-high two passes in Monday night win over Chicago (12/9) as Dolphins limited the Bears to 88 net passing yards . . . Produced a pair of special teams stops in a game three times – vs. New England (10/6), vs. San Diego (11/24) and vs. Oakland (12/15).

2001 – Played in all 16 regular season games, including four starts . . . Finished the year with 42 total tackles (28 solo), an interception, eight passes defended, a sack and two fumble recoveries . . . Added seven stops on special teams . . . Saw extensive action at free safety in place of the injured Brock Marion (left calf strain) at N.Y. Jets (10/14) and tallied five tackles in that game . . . Made first career start in the Dolphins' next contest, at Seattle (10/28), as he opened at free safety in place of the injured Marion . . . Responded with six tackles, a pass defended and a fumble recovery . . . With the return of Marion the following week vs. Carolina (11/4), saw action in a reserve role and amassed five tackles, including the first sack of his career as he tackled Panthers QB Matt Lytle for a seven-yard loss . . . Was awarded a defensive game ball for his performance against the Panthers . . . Opened at strong safety at Indianapolis (11/11) in place of the injured Brian Walker (right thumb fracture), the first of three

FINS FACT

Despite the fact that Arturo sustained a ruptured spleen during summer practices prior to his senior season at South Carolina, he missed only two games that year.

straight games that he manned that spot in Walker's absence . . . Had six tackles in the Colts game, six the following week vs. N.Y. Jets (11/18) and a season-high seven at Buffalo (11/25) . . . Also had a fumble recovery in the Bills game . . . Earned a defensive game ball in season-ending win vs. Buffalo (1/6/02), when he defended three passes, including the first interception of his career as he picked off an Alex Van Pelt pass . . . Saw action in a reserve role in First-Round Playoff game vs. Baltimore (1/13/02) . . . Registered one tackle.

2000 — Appeared in eight games during his rookie season . . . Was inactive for seven contests, dressed but did not play in another . . . Finished the year with nine tackles on special teams . . . Made his NFL debut at Cincinnati (10/1) . . . Played in both postseason contests following the season in a reserve role and was credited with one special teams tackle . . . Fifth-round draft choice (152nd overall) of Miami in 2000.

COLLEGE

Was a four-year starter at South Carolina (1995-97, 1999) . . . Started 39 of the 42 games in which he played during his career . . . Recorded 307 total tackles, ten interceptions for 111 yards and a touchdown, 19 passes defended, a fumble recovery and four forced fumbles . . . Played comeback as a senior in 1999 after manning the free safety spot each of his first three seasons . . . Was a Playboy Preseason All-America selection prior to his senior year . . . Missed each of the first two games of his senior season with a ruptured spleen sustained during the preseason . . . Finished the year with 34 tackles and ended the campaign by playing in the Senior Bowl . . . Was a medical redshirt in 1998 after suffering torn anterior cruciate and medial collateral ligaments in his right knee during the preseason . . . Was a first-team All-SEC selection as a junior in 1997 when he amassed 92 tackles and six interceptions, including one for a touchdown . . . Tallied 95 yards on interceptions, the most by a South Carolina player since 1987 . . . Led team with a career-high 99 tackles in 1996 . . . Opened nine of the 11 games in which he played at free safety as a freshman in 1995 and was named to the SEC's All-Freshman Team . . . Registered 82 tackles and an interception in his initial collegiate campaign . . . Earned his degree in retail.

PERSONAL

Single, resides in Orangeburg, S.C. . . Was an All-America, all-state, all-region and the Class AAAA Offensive Back of the Year as a senior at Orangeburg-Wilkinson (S.C.) High School . . . Led the state with a single-season record 108 receptions for 1,318 yards and 16 touchdowns as a senior from his split end spot . . . Also recorded eight interceptions and 103 tackles that year . . . Lettered in basketball and track as well . . . Along with the other Dolphins defensive backs, has been part of the "Prudential No Passing Zone" program, which in conjunction with Prudential, helps to send 2,400 children from the Boys & Girls Clubs of Broward County to games throughout the regular season each year . . . Has assisted in building houses for Habitat for Humanity . . . Enjoys reading and learning about computers in spare time . . . Lists "The Devil's Advocate" as favorite movie, "Martin" as favorite television show, Walter Payton as favorite athlete and the San Francisco 49ers as favorite sports team as a child . . . Full name is Arturo C. Freeman, born October 27, 1976 in Orangeburg, S.C.

ARTURO FREEMAN'S NFL REGULAR SEASON STATISTICS

YEAR	TEAM	G-S	TACK.	ASST.	TOTAL	FUM. REC.	FOR. FUM.	INT.	YDS.	LG	TD
2000	Miami	8-0	0	0	0	0	0	0	0	-	0
2001	Miami	16-4	28	14	42	2	0	1	0	0	0
2002	Miami	16-16	65	31	96	0	0	0	0	0	0
2003	Miami	16-0	20	3	23	0	1	0	0	0	0
4-YEAR TOTALS		56-20	113	48	161	2	1	1	0	0	0

ARTURO FREEMAN'S NFL PLAYOFF STATISTICS

YEAR	TEAM	G-S	TACK.	ASST.	TOTAL	FUM. REC.	FOR. FUM.	INT.	YDS.	LG	TD
2000	Miami	2-0	0	0	0	0	0	0	0	-	0
2001	Miami	1-0	1	0	1	0	0	0	0	-	0
PLAYOFF TOTALS		3-0	1	0	1	0	0	0	0	-	0

ADDITIONAL STATS

Passes Defended: 8 in 2001, 5 in 2002, 2 in 2003 for total of 15

Sacks: 1 for 7 yards in 2001, 1.5 for 3 yards in 2002, 1 for 8 yards in 2003 for total of 3.5 for 18 yards

Special Teams Tackles: 8 in 2000, 7 in 2001, 12 in 2002, 9 in 2003 for total of 36 (P-1)

Special Teams Fumble Recoveries: 1 in 2003

Special Teams Forced Fumbles: 1 in 2003

Morlon Greenwood

52 LINEBACKER

Height/Weight6-0, 238

Born7/17/78

College.....Syracuse '01

AcquiredD3b, 2001

Signed Through2004

NFLFourth Season

DolphinsFourth Season



PRO CAREER

2003 — Played in all 16 games, including 11 starts at strongside linebacker. . . . Only games he did not start were when the Dolphins opened with five defensive backs . . . Produced a career-high 85 tackles (51 solo), which placed fifth on the team . . . Also came up with a half-sack and three stops for loss . . . A key member of the Dolphins' coverage units on special teams where he contributed 12 tackles, which tied for third on the squad . . . In 24-10 win at Jacksonville (10/12), recorded a season-high 14 tackles, which topped the team's tackle chart that day, as the Dolphins held the Jaguars to a 2.9-yard average per rush attempt with 88 yards on 30 carries, including 35 yards on 16 attempts (2.2 avg.) by Fred Taylor . . . Tied for team-lead with nine stops against San Diego in Monday night game in Tempe, Ariz. (10/27), as the Dolphins held LaDainian Tomlinson to a 2.6-yard average per rush attempt with 62 yards on 24 carries . . . Also notched double-digit tackle totals with 11 stops apiece vs. Baltimore (11/16) and at New England (12/7) . . . Part of a defensive effort in 19-13 overtime victory over the Ravens in which the Dolphins limited Baltimore to 220 yards of total offense and held Jamal Lewis, the NFL's leading rusher in 2003, to 88 yards on 26 attempts (3.4 avg.) . . . Tackle total that day led the team . . . Included in his tackle total against the Patriots was a half-sack.

FINS & FACT

When not playing football, Morlon actively pursues a music career, writing and performing his own songs under the name "Ultimate". He has been writing songs since his sophomore year at Syracuse. His first single, "Skylines", was about his own life. "The main satisfaction I get out of writing music is that I get to put my thoughts down on paper," Morlon says. "Whenever it's not my thoughts, sometimes I create a storyline. It's just like writing a movie. It's good when you create something that makes sense and people can listen to it and go along with it, just as if you were watching a movie."

2002 – Started 14 of the 16 games in which he played at strongside linebacker . . . Finished sixth on club with 70 tackles (34 solo) . . . Added one sack and a pass defended . . . Also chipped in with eight stops on special teams . . . Only games he did not start were at Indianapolis (9/15) and vs. Oakland (12/15), when the Dolphins opened with five and six DBs, respectively . . . Turned in a season-high ten tackles in 26-7 win over Baltimore (11/17), when the Dolphins held the Ravens to 157 yards of total offense, including just 66 yards on the ground and a 3.0-yard average per rush attempt . . . Lone sack of the year came in Monday night game at Green Bay (11/4) when he dropped Packers QB Brett Favre for a one-yard loss.

2001 – Started 12 of the 14 games in which he played at strongside linebacker during his rookie season . . . Was inactive for two contests . . . Finished sixth on the team with 70 total tackles (40 solo) . . . Added 1.5 sacks . . . Missed all five preseason games with a left mid-foot sprain sustained during a training camp practice on July 28 . . . Made NFL debut in a reserve role in opener at Tennessee (9/9) . . . Was inactive for each of the next two games before moving into starting lineup for contest vs. New England (10/7) . . . Recorded six tackles in the Patriots game as the Dolphins earned a 30-10 victory . . . Opened 12 of the final 13 games of the year . . . Only game he did not start in this stretch was at San Francisco (12/16) as the Dolphins opened with five defensive backs . . . Posted four tackles, including a half-sack, at N.Y. Jets (10/14) . . . Registered seven tackles in back-to-back wins; vs. Carolina (11/4) and at Indianapolis (11/11) . . . Came up with the first full sack of his career in the Colts game as he tackled QB Peyton Manning for a 13-yard loss . . . Had a season-high 11 tackles at New England (12/22) . . . Started First-Round Playoff game vs. Baltimore (1/13/02) . . . Posted seven tackles . . . Second of two third-round draft choices (88th overall) of Miami in 2001 with a choice obtained from Philadelphia in a draft-day trade-up, in which the Dolphins gave up their 2002 second-round draft pick to the Eagles.

COLLEGE

Started all 48 games in which he played during his four-year collegiate career (1997-2000) . . . Finished with 308 total tackles . . . Posted 198 solo stops, tenth on the school's all-time list . . . Was a first-team All-Big East Conference selection as a senior when he started all 11 games at strongside linebacker and tallied 98 total tackles, including six for loss . . . Played in the Blue-Gray game and the Senior Bowl following his senior season . . . Also was a first-team All-Big East pick as a junior when he ranked third on the team with 91 tackles, including a sack and four stops for loss . . . Was a second-team Freshman All-America choice by The Sporting News in 1997 when he started all 12 games and posted 64 tackles, including two sacks and four stops for loss . . . Redshirted in 1996 . . . Holds B.S. in health and exercise science.

PERSONAL

Single . . . Attended Freeport (N.Y.) High School where he was a Super Prep All-Northeast selection, while also earning all-county and all-state accolades . . . Served as team captain his senior year . . . Also lettered in wrestling, track & field and soccer . . . Was the New York state wrestling champion as a 215-pound senior in high school . . . Didn't play football until his junior year of high school when the assistant wrestling coach convinced him to try out for the team . . . Has seven brothers and four sisters . . . Was born in Jamaica and lived there until he was 11 years old before his family moved to Long Island, New York . . . Has assisted in building houses for Habitat for Humanity . . . Enjoys song writing in his spare time and recorded his first single during the 2002 offseason, entitled "Skylines" . . . Lists "Coming to America" as favorite movie, "Animal Planet" as favorite television show and Bob Marley as favorite recording artist . . . Full name is Morlon O'Neil Greenwood, born July 17, 1978, in Jamaica, West Indies.

MORLON GREENWOOD'S NFL REGULAR SEASON STATISTICS

YEAR	TEAM	G-S	TACK.	ASST.	TOTAL	FUM. REC.	FOR. FUM.	QB SACK	YDS LOST
2001	Miami	14-12	40	30	70	0	0	1.5	16
2002	Miami	16-14	34	36	70	0	0	1	1
2003	Miami	16-11	51	34	85	0	0	0.5	4.5
3-YEAR TOTALS		46-37	125	100	225	0	0	3	21.5

MORLON GREENWOOD'S NFL PLAYOFF STATISTICS

YEAR	TEAM	G-S	TACK.	ASST.	TOTAL	FUM. REC.	FOR. FUM.	QB SACK	YDS LOST
2001	Miami	1-1	4	3	7	0	0	0	0.0

ADDITIONAL STATS

Passes Defensed: 1 in 2002

Special Teams Tackles: 8 in 2002, 12 in 2003 for total of 20

Otis Grigsby

98 DEFENSIVE END

Height/Weight6-3, 260
 Born11/19/80
 CollegeKentucky '03
 AcquiredFA, 2003
 Signed Through2004
 NFLSecond Season
 DolphinsSecond Season



PRO CAREER

2003 — Was one of only two undrafted rookie free agents to appear on the Dolphins' 53-man roster in 2003 . . . Was inactive for all 16 games . . . In preseason, registered four tackles, including a team-high two sacks and two passes defensed.

COLLEGE

Played in 45 games, including 18 starts, in his four-year collegiate career (1999-2002) for the Wildcats . . . Amassed 103 tackles, 18 stops for loss, 10 sacks, five forced fumbles and five fumble recoveries . . . Started all 12 games at left defensive end as a senior and tallied 65 tackles, 10 stops for loss, 2.5 sacks, a forced fumble and a fumble recovery . . . Had a career-high four sacks as a sophomore in 2000 when he started six of the 11 games in which he appeared . . . Majored in interior design.

FINS FACT

One of Otis' biggest hobbies is art, having majored in interior design at the University of Kentucky. He has been drawing since he was six years old, and has been doing that ever since. "Whenever I get a free chance, I just start painting," Otis says. He just recently purchased a canvas and hopes to create something that he can eventually hang up in his house. He started this hobby by tracing comics in the Sunday paper. "It's definitely something I like a lot. I thought I was actually going to go to school for art, but then I realized, 'I don't know if I can make money doing art.'"

PERSONAL

Single . . . Attended Judson High School in Converse, Texas, where he was a first-team all-state pick as a linebacker his senior year . . . Also earned honorable mention all-district and all-city honors in basketball . . . Graduated cum laude in the top 10 percent of his class . . . Received a U.S. Army Reserve National Scholar-Athlete Award . . . Won two Scholar-Athlete of the Week awards from area media . . . Was a member of the National Honor Society and his school's science club . . . In college, also was active in the community . . . Helped work the Micro City Government Youth Lock-In (1999-2000) and participated in Youth Volunteer Day at the UK Children's Hospital (2000-01) . . . Also was a celebrity waiter at the Leukemia Luncheon (2001) . . . Enjoys art and playing video games in spare time. . . Growing up, the Chicago Bulls were his favorite sports team and Michael Jordan was his favorite athlete . . . Lists "Pulp Fiction" as favorite movie, "Seinfeld" and "Curb Your Enthusiasm" as favorite television shows, "Left Behind" as favorite book and Eminem, 50 Cent and 2 Pac as favorite recording artists . . . Full name is Otis Wayne Grigsby, Jr., born November 19, 1980 in San Antonio, Texas.

OTIS GRIGSBY'S NFL REGULAR SEASON STATISTICS

YEAR	TEAM	G-S	TACK.	ASST.	TOTAL	FUM. REC.	FOR. FUM.	QB SACK	YDS LOST
2003	Miami	0-0	0	0	0	0	0	0	0

Leonard Henry

26 RUNNING BACK

Height/Weight6-1, 210
 Born1/5/78
 CollegeEast Carolina '02
 AcquiredD7, 2002
 Signed Through2004
 NFLThird Season
 DolphinsThird Season



PRO CAREER

F I N S & F A C T

During his junior year at East Carolina, Leonard served an internship in the sports department at WITN-TV, the CBS affiliate in Greenville, N.C.

2003 - Did not see any game action . . . Was inactive for 13 games, dressed but did not play for three others . . . In preseason, finished second on team with 162 yards rushing and two touchdowns on 32 attempts (5.1 avg.) while also catching three passes for 16 yards . . . Was allocated to the NFL Europe League this past spring where he played with the Frankfurt Galaxy . . . Played in each of the first three games, starting two of them, before a groin injury sidelined him for the remainder of the season . . . Rushed for 188 yards and three touchdowns on 36 attempts (5.2 avg.) and caught nine passes for 87 yards . . . Was named the NFLLEL Offensive Player of the Week in week one when he rushed for 114 yards and two TDs on 19 carries and caught three passes for 60 yards in a 34-11 win over Amsterdam.

2002 - Was waived by the Dolphins on September 1, 2002 . . . Was signed to the practice squad a day later . . . Spent the first 12 games of the season on the practice squad before being signed to the 53-man roster on December 4 . . . Was inactive for each of the final four

games of the season . . . During the preseason, rushed for 31 yards on 21 carries and caught three passes for 42 yards . . . Seventh-round draft choice (241st overall) by Miami in 2002, with a pick obtained from Chicago as part of the Cade McNown trade.

COLLEGE

Was a four-year letterman (1998-2001) at East Carolina who started each of his final two years . . . Started 18 of the 43 games in which he played during his career . . . Finished with 3,089 yards rushing and 29 touchdowns on 519 attempts and totaled 54 receptions for 429 yards and three scores . . . Career rushing totals stand second in school history . . . Had his best year as a senior when he ran for 1,432 yards and 16 touchdowns on 184 carries (7.8 avg.) and caught 26 passes for 210 yards and a pair of touchdowns . . . Rushing figure established a conference single-season standard . . . Was a first-team All-Conference USA selection and a third-team All-America pick by The Sporting News and Football News . . . Put together a pair of 200-yard rushing games as a senior, including a career-high 234 yards against Cincinnati and 218 yards against Tulane . . . Redshirted as a true freshman in 1997 . . . Earned B.S. in communications.

PERSONAL

Single, resides in Clinton, N.C. . . Was an all-state selection as a senior at Clinton (N.C.) High School . . . Rushed for 1,900 yards and 22 touchdowns as a running back and averaged seven tackles a game as a linebacker . . . Also lettered in basketball . . . Attended the same high school as former Dolphins running back Jerris McPhail (1996-97), who also went on to play at East Carolina . . . Has assisted in building houses for Habitat for Humanity . . . Lists "Dances with Wolves" as favorite movie, "Sanford and Son" as favorite television show, "Why" by T.D. Jakes as favorite book and Jerry Rice as favorite athlete . . . Enjoys watching television and playing cards in his spare time . . . Full name is Leonard Charles Henry, born January 5, 1978 in Clinton, N.C.

LEONARD HENRY'S NFL REGULAR SEASON STATISTICS

YEAR	TEAM	G-S	ATT.	RUSHING				RECEIVING			
				YDS.	AVG.	LG	TD	NO.	YDS.	LG	TD
2002	Miami	0-0	0	0	0.0	-	0	0	0	-	0
2003	Miami	0-0	0	0	0.0	-	0	0	0	-	0
2-YEAR TOTALS		0-0	0	0	0.0	-	0	0	0	-	0

THE ORANGE BOWL

The 1986 season marked the end of an era for the Miami Dolphins as the team played its final season in the Orange Bowl. In 21 years, the Dolphins posted a 110-38-3 (.738) regular-season record.

In the playoffs, Miami was 10-4 at the 75,206-seat Orange Bowl, giving the team a 120-43-3 (.736) mark in all games played there.

Miami played in the Orange Bowl from the team's initial season in 1966 through the 1986 campaign. From 1966 to 1969, the Orange Bowl had a grass playing field. The playing surface was changed to Poly-Turf in 1970, was replaced in 1972 and finally removed in March, 1976, so that Prescription Athletic Turf could be installed.

The Orange Bowl has been the site of many great sporting events, including five Super Bowls, the annual Orange Bowl Classic, Olympic soccer matches and championship boxing matches.

Reggie Howard

25 CORNERBACK

Height/Weight6-0, 190
 Born5/17/77
 CollegeMemphis '00
 AcquiredUFA (Car.), 2004
 Signed Through2009
 NFLFifth Season
 DolphinsFirst Season



PRO CAREER

2003 — Signed a six-year contract with the Dolphins as an unrestricted free agent from Carolina on March 5, 2004 . . . Started all 15 games in which he played for Carolina in 2003 . . . Was inactive for one contest . . . Recorded 78 tackles (56 solo), a half-sack, two interceptions, a forced fumble and eight passes defended . . . Tallied a season-high seven tackles in a week two 12-9 win at Tampa Bay (9/14) . . . First interception of the season came in 19-13 win over New Orleans (10/5) when he picked off an Aaron Brooks pass . . . Was credited with a half-sack vs. Philadelphia (11/30) . . . Was inactive at Arizona (12/14) with a sprained ankle, ending his streak of 29 straight starts . . . Also had an interception in season-ending 37-24 win at N.Y. Giants (12/28) . . . Started all four of the Panthers' playoff games . . . Amassed 26 tackles, an interception and three passes defended . . . Interception occurred in Super Bowl XXXVIII when he snared a Tom Brady pass and returned it 12 yards with the Patriots at the Panthers' 9 . . . The interception led to an 85-yard touchdown pass from Jake Delhomme to Muhsin Muhammad three plays later.

2002 — Started all 14 games in which he played at right cornerback . . . Dressed but did not play in one game and was inactive for another . . . Posted 89 tackles (69 solo), one sack, two interceptions, two fumble recoveries and 10 passes defended . . . Tackle total ranked third on the squad and second among DBs . . . Was a key contributor on a defense that ranked fourth in the NFL in net passing yards allowed (187.1 pg) and established a new club single-season record in that category . . . The unit did not allow a 300-yard passer on the year . . . First NFL start came in season-opener vs. Baltimore (9/8) when he tied for the team-lead with eight tackles . . . Initial fumble recovery of his NFL career occurred the following week vs. Detroit (9/15) . . . Had a sack and a forced fumble that led to the game-winning touchdown in a 21-14 victory at Minnesota (9/22) . . . Intercepted a Jake Plummer pass vs. Arizona (10/6), but sustained a sprained left ankle on the return and was inactive the week afterwards at Dallas (10/13) . . . Also did not play at Atlanta (10/20) . . . In first game back from injury, vs. Tampa Bay (10/27), recorded six tackles and an interception . . . Tallied 10 tackles at Cleveland (12/1) in the Panthers' 13-6 win . . . Amassed a career-high 12 tackles and two passes defended in 52-31 win over Cincinnati (12/8).

2001 — Played in 11 games, all in a reserve role . . . Recorded 16 tackles (12 solo), a sack and an interception . . . Added 12 stops on special teams, which tied for third on the squad . . . Was inactive for each of the first five games of the season . . . First career sack came vs. Atlanta (11/25) . . . Initial interception of NFL career occurred at Buffalo (12/9) when he snared an Alex Van Pelt pass and returned it a career-long 16 yards.

FINS & FACT

Reggie has had to work for everything that he has earned. He entered Memphis University as a walk-on after transferring from Henderson State University, a school with an enrollment of about 3,000, located in Arkadelphia, Arkansas. He suffered a broken neck six games into his senior season at Memphis and then signed with Carolina as an undrafted free agent in 2000. He was actually released by the Panthers before returning to join their 53-man roster later in his rookie season.

2000 – Originally went to camp with Carolina as an undrafted college free agent . . . Was waived by the Panthers on August 29 before being signed to New Orleans' practice squad on September 1 . . . Was promoted to the Saints' 53-man roster on October 21, and saw the first action of his NFL career the following day, at Atlanta (10/22) . . . Was waived by the Saints on October 24 and then claimed by the Panthers . . . Overall, played in two games, including one each with the Saints and Panthers . . . Notched two special teams tackle in his only game with Carolina, vs. Green Bay (11/27).

COLLEGE

Played two years (1998-99) at Memphis after entering the school as a walk-on . . . Totaled 91 tackles, an interception, four fumble recoveries, a forced fumble and five passes defended in 17 games over his two seasons . . . Started the first six games of his senior season before a broken neck forced him to miss the remainder of the season . . . Underwent surgery to stabilize his fifth and sixth cervical vertebrae . . . Attended Henderson State University for two years (1995-96) before enrolling at Memphis . . . Earned degree in marketing management.

PERSONAL

Married to Artesia . . . Has two daughters, Kristen and Allegra . . . Attended Kirby High School in Memphis, Tenn., where he played both wide receiver and defensive back . . . Was active in the community during his tenure with the Panthers . . . Helped raise money for the Ninth Annual Charity Gold Classic, which benefited the Carolina Panthers Courage House, a safe haven for boys and families in crisis . . . Participated in the Panthers Youth Camp and supported the United Way and the United Negro College Fund . . . During the 2003 offseason, served a coaching internship at Waddell High School in Charlotte . . . Also did an internship in the wealth management department at Wachovia Bank . . . Full name is Reginald Clement Howard, born May 17, 1977 in Memphis.

REGGIE HOWARD'S NFL REGULAR SEASON STATISTICS

YEAR	TEAM	G-S	TACK.	ASST.	TOTAL	FUM. REC.	FOR. FUM.	INT.	YDS.	LG	TD
2000	New Orleans	1-0	0	0	0	0	0	0	0	-	0
	Carolina	1-0	0	0	0	0	0	0	0	-	0
2001	Carolina	11-0	12	4	16	0	0	1	16	16	0
2002	Carolina	14-14	69	20	89	2	0	2	19	13	0
2003	Carolina	15-15	56	22	78	0	1	2	2	2	0
4-YEAR TOTALS		42-29	137	46	183	2	1	5	37	16	0

REGGIE HOWARD'S NFL PLAYOFF STATISTICS

YEAR	TEAM	G-S	TACK.	ASST.	TOTAL	FUM. REC.	FOR. FUM.	INT.	YDS.	LG	TD
2003	Carolina	4-4	19	7	26	0	0	1	12	12	0

ADDITIONAL STATS

Passes Defended: 1 in 2001, 10 in 2002, 8 in 2003 for total of 19 (P-3)

Sacks: 1 for 10 yards in 2001, 1 for 1 yard in 2002, 0.5 for 5 yards in 2003 for total of 2.5 for 16 yards (P-1 for 9 yards)

Special Teams Tackles: 2 in 2000, 12 in 2001 for total of 14

FIFTEEN STRAIGHT YEARS WITHOUT A LOSING MARK

The Dolphins have finished the regular season with a .500 or better record every year since 1989. The last time Miami finished below the break-even mark was in 1988, when they went 6-10. This streak of 15 straight seasons with a non-losing record is the longest current string in the NFL.

Jeno James

78 GUARD

 **Height/Weight**6-3, 310
Born1/12/77
CollegeAuburn '00
AcquiredUFA (Car.), 2004
Signed Through2009
NFLFifth Season
DolphinsFirst Season



PRO CAREER

2003 – Signed to a six-year contract by the Dolphins as an unrestricted free agent from Carolina on March 5, 2004 . . . Started all 16 regular season games and all four postseason contests at left guard for the NFC champion Panthers in 2003 . . . Was part of a line that led a running game which finished seventh in the NFL, averaging 130.7 yards per game and 4.0 per rush attempt . . . Running back Stephen Davis finished third in the NFC in rushing with 1,444 yards . . . In addition, Carolina's line allowed just 27 sacks last season, the eighth-lowest total in the NFL, and a new franchise single-season low.

2002 – Played in nine games, including two starts at left guard . . . Was inactive for seven contests . . . Started season-opener vs. Baltimore (9/8) and game at Atlanta (10/20).

2001 – Moved to guard spot after spending his rookie season at offensive tackle . . . Saw action in 14 games, starting six of them, including five at right guard and one at left guard . . . Was inactive for a pair of contests . . . First start of the season came at left guard at San Francisco (10/7) . . . Opened at right guard each of the final five games of the year.

2000 – Played in all 16 games in his rookie season, including four starts at left tackle . . . Entered game vs. San Francisco (10/22) at left tackle in place of the injured Clarence Jones . . . First NFL start came at left tackle in Sunday night game at St. Louis (11/5), marking the first of four straight starts at that spot . . . Sixth-round draft choice (182nd overall) of Carolina in 2000.

FINS FACT

Jeno enjoys writing poetry in his spare time, a hobby that he first began as a sophomore in high school. He feels that it offers him a chance to express his true feelings. In fact, one of his poems, "What Is My Place In This World", was published in the 1995 edition of "The Rippling Waters", an annual collection from the National Library of Poetry. "It's like rap," Jeno says of the things he writes about. "It's some different things that has happened to me in life."

COLLEGE

Started all 47 games for the Tigers over his four-year career (1996-99), including the final three seasons at left tackle . . . Received the team's attitude and effort award in his junior campaign of 1998 . . . As a sophomore, was a second-team All-Southeastern Conference pick by the coaches . . . Split time between left tackle and right tackle his redshirt freshman year of 1996 . . . Earned Freshman All-SEC honors that year . . . Majored in human development.

PERSONAL

Married to Lateefah . . . Started on both the offensive and defensive lines for three seasons at Sidney Lanier High School in Montgomery, Alabama . . . As a senior, was an all-state selection as an offensive lineman . . . During his tenure in Carolina, participated in the Campbell's Soup Tackling Hunger campaign in 2002, while he also took part in a camp for troubled teens . . . Enjoys reading and writing poetry in spare time . . . Also takes great satisfaction in reading books on Christianity, such as those by Tony Evans . . . Full name is Jenorris James, born January 12, 1977 in Montgomery, Ala.

JENO JAMES' NFL REGULAR SEASON STATISTICS

GAMES/STARTS: 2000: 16/4, 2001: 14/6, 2002: 9/2, 2003: 16/16 4-YEAR TOTALS 55/28

JENO JAMES' NFL PLAYOFF STATISTICS

GAMES/STARTS: 2003: 4/4

Corey Jenkins

57 LINEBACKER

Height/Weight6-0, 222
Born8/25/76
CollegeSouth Carolina '03
AcquiredD6a, 2003
Signed Through2005
NFLSecond Season
DolphinsSecond Season



PRO CAREER

2003 — Played in all 16 games in his rookie season, each in a reserve role, primarily on special teams . . . Posted a pair of stops on defense and three tackles on special teams coverage units . . . First of three sixth-round draft choices (181st overall) by Miami in 2003 with a pick obtained from Carolina in a draft trade-up.

COLLEGE

Was a two-year letterman (2001-02) and one-year starter at South Carolina . . . Transferred from Garden City (Kan.) Community College . . . Saw action at both quarterback and safety in college . . . Played in 12 games with nine starts as a senior . . . Appeared in the first 10 games at quarterback before shifting to the strong safety position for the final two contests . . . Recorded ten tackles (nine solo) with a pair of forced fumbles on defense . . . Completed 100 of 180 passes (55.6 percent) for 1,334 yards and seven touchdowns and 10 interceptions . . . Led

FINS FACT

A first-round draft choice of the Boston Red Sox in 1995, Corey made it as far as the AA level with the Birmingham Barons (White Sox) in his four-year baseball career. Although his first career path didn't pan out, Corey has no regrets about the choice he made and still follows baseball quite closely. "With baseball, I had to grow up really fast," Corey says. "I had to leave home at the age of 18 after never having left South Carolina growing up. It taught me a lot about life in general and helped me mature."

the team with 160 rushing attempts for 655 yards (4.1 avg.) and four scores . . . Averaged 198.9 yards per game in total offense in 10 contests on offense . . . Rushed 17 times for 101 yards and completed 14 of 24 passes for 180 yards, including a touchdown, against Georgia . . . Threw for 198 yards on 18 of 23 passes and a pair of scores, adding two touchdown runs against Temple . . . Registered eight solo tackles and caused a fumble on a kickoff return against Florida . . . Saw reserve action in 11 games at quarterback as a junior . . . Threw for 194 yards on 11 of 24 passes and carried 59 times for 313 yards (5.1 avg.) and three touchdowns . . . Was a two-time Junior College All-America choice at Garden City (Kan.) Community College . . . Rushed for 816 yards and ten touchdowns and passed for 932 yards and eight scores in 2000 as team finished the season 10-0 and ranked number one in the junior college ranks . . . Majored in sociology.

PERSONAL

Engaged to Priscilla Ramsey . . . Originally signed with South Carolina coming out of high school (1995) but opted for a career in professional baseball after he was a first-round draft pick by the Boston Red Sox . . . Spent four years playing baseball with both the Red Sox and Chicago White Sox organizations before coming back to football in 1999 . . . One of 12 siblings . . . His older brother, Dee, played baseball in the San Diego Padres organization . . . Was an all-state quarterback and offensive player of the year at Dreher High School in Columbia, S.C . . . For his career, he threw for 3,400 yards and 45 touchdowns, and rushed for 2,800 yards and 36 touchdowns . . . Has worked with the Boys and Girls Clubs . . . Growing up, favorite athlete was Bo Jackson . . . Lists "Scarface" as favorite movie, "Martin" as favorite television show and 2Pac as favorite recording artist . . . Full name is Corey LaVester Jenkins, born August 25, 1976 in Columbia, S.C.

COREY JENKINS' NFL REGULAR SEASON STATISTICS

YEAR	TEAM	G-S	TACK.	ASST.	TOTAL	FUM. REC.	FOR. FUM.	QB SACK	YDS LOST
2003	Miami	16-0	1	1	2	0	0	0	0.0

ADDITIONAL STATS

Special Teams Tackles: 3 in 2003

Greg Jerman

60 GUARD

Height/Weight6-5, 310
 Born1/24/79
 CollegeBaylor '02
 Acquired.....FA, 2002
 Signed Through2004
 NFLThird Season
 DolphinsThird Season



PRO CAREER

2003 — Played in eight games, including one start . . . Dressed but did not play for eight contests . . . Majority of action came as a reserve

FINS FACT

As a teenager, Greg worked at a stable in El Paso, Texas where he was responsible for watering 50 horses, four times a week.

and in short-yardage and goal-line situations . . . First NFL start came at right guard in place of the injured Todd Perry (elbow) in Sunday night game vs. Washington (11/23), as the Dolphins racked up 144 yards rushing and a 4.5-yard average per attempt on 32 carries in a 24-23 victory.

2002 – Made the Dolphins' roster as an undrafted rookie free agent, one of only two such players to appear on the team's roster during the course of the season, and the only one to make the opening day roster . . . Appeared in two games on the year, both in a reserve role . . . Dressed but did not play in three games . . . Was inactive for 11 contests . . . Got into each of the final two games of the year; at Minnesota (12/21) and at New England (12/29).

COLLEGE


Lettered four years for the Bears (1998-2001) . . . Started 32 of 33 games over his final three seasons, while opening 38 contests overall in his career . . . Played both left and right tackle . . . Started all 11 games at right tackle as a senior and all 11 contests at left tackle as a sophomore in 1999 . . . Split time between the two sides his junior year . . . Holds B.A. in earth sciences.

PERSONAL

Single, resides in El Paso, Texas . . . Was an all-district and all-city center at Franklin High School in El Paso . . . Lists "Conan The Barbarian" as favorite movie, "WWE Raw" as favorite television show and Tool as favorite musical group . . . Is an avid follower of professional wrestling . . . Full name is Gregory Stephen Jerman, born January 24, 1979 in Hyannis, Mass.

GREG JERMAN'S NFL REGULAR SEASON STATISTICS

GAMES/STARTS: 2002: 2/0, 2003: 8/1 2-YEAR TOTALS: 10/1



John Jones

49 TIGHT END

Height/Weight	6-4, 255
Born	4/4/75
College	Indiana (Pa.) '00
Acquired	UFA (Balt.), 2004
Signed Through	2005
NFL	Fifth Season
Dolphins	First Season

PRO CAREER

2003 – Signed a two-year contract with the Dolphins as an unrestricted free agent from Baltimore on March 29, 2004 . . . Played in 11 games, all in a reserve role, with the Ravens in '03 . . . Was inactive for five games . . . Did not

F I N S F A C T

During his tenure in Baltimore, John volunteered as a coach for various sports at The Gilman School, a private school for boys ages 6-19 located in the Baltimore area.

have any receptions . . . Ranked fifth on the squad with 11 tackles on special teams . . . Was credited with a season-high three stops vs. Denver (10/26) . . . Was inactive for games 10-13 and 16 with a leg injury that he first sustained at St. Louis (11/9) and aggravated at Cleveland (12/21) . . . Also was inactive for First-Round Playoff game at Tennessee (1/3/04) with the injury.

2002 – Played in 15 regular season games, starting four of them . . . Amassed a career-high six receptions for 47 yards and a touchdown . . . Added ten tackles on special teams . . . Posted three special teams tackles at Indianapolis (10/13) . . . Started vs. Pittsburgh (10/27) and accounted for his first NFL touchdown when he hauled in a career-long 18-yard pass from Jeff Blake . . . Overall in the game, tallied two receptions for 24 yards . . . Was inactive vs. Cincinnati (11/10) with a knee injury.

2001 – Played in 15 regular season games, including two starts . . . Caught two passes for 13 yards and tallied eight tackles on special teams . . . Saw action in a reserve role in both of Baltimore's playoff games and did not post any stats . . . First NFL start came as he replaced an injured Todd Heap (ankle) at Denver (9/30) . . . Responded with two receptions for 13 yards, both from Elvis Grbac . . . Recorded three special teams tackles vs. Indianapolis (12/2).

2000 – Made Baltimore's roster as an undrafted college free agent . . . Appeared in eight regular season games, all in a reserve role . . . Was inactive for eight contests . . . Did not have any receptions . . . Recorded three special teams tackles . . . Was inactive for first Round Playoff game vs. Denver (12/31) before being placed on injured reserve (ankle) just prior to Divisional contest at Tennessee (1/7/01).

COLLEGE

Played his first three collegiate seasons (1994, 1996-97) at the University of Pittsburgh before transferring to IUP for his senior season of 1999 . . . In his lone year there, started all 13 games and led the team with 42 receptions for 546 yards and four touchdowns . . . Was a second-team All-Pennsylvania State Athletic Conference choice that year . . . During his career at Pitt, played in 32 games with 13 starts . . . Saw some action as a defensive end in '97 . . . Had his best season as a Panther during his 1996 sophomore campaign when he caught 21 passes for 263 yards and a TD . . . Earned his degree in criminology during the 2002 offseason.

PERSONAL

Married to Terika . . . Has a daughter, Jasmynn . . . His brother-in-law is Hank Poteat, a cornerback with the Carolina Panthers who spent his first four years in the league (2000-03) with Pittsburgh . . . Grew up in Cleveland, Ohio . . . In his prep career, lettered two years apiece in football, basketball and track at Glen Mills School in Concordville, Pa., located just outside of Philadelphia . . . As a senior, was named to the SuperPrep All-America team and was selected All-Delaware Valley while earning MVP honors in the Hero Bowl . . . Full name is John Jones, born April 4, 1975 in Cleveland, Ohio.

JOHN JONES' NFL REGULAR SEASON STATISTICS

YEAR	TEAM	G-S	RECEIVING				TD	RUSHING			
			NO.	YDS.	AVG.	LG		ATT.	YDS.	LG	TD
2000	Baltimore	8-0	0	0	0.0	-	0	0	0	0	0
2001	Baltimore	15-2	2	13	6.5	13	0	0	0	0	0
2002	Baltimore	15-4	6	47	7.8	18t	1	0	0	0	0
2003	Baltimore	11-0	0	0	0.0	-	0	0	0	0	0
4-YEAR TOTALS		49-6	8	60	7.5	18t	1	0	0	0	0

JOHN JONES' NFL PLAYOFF STATISTICS

YEAR	TEAM	G-S	RECEIVING					RUSHING			
			NO.	YDS.	AVG.	LG	TD	ATT.	YDS.	LG	TD
2000	Baltimore	0-0	0	0	0.0	-	0	0	0	0	0
2001	Baltimore	2-0	0	0	0.0	-	0	0	0	0	0
2003	Baltimore	0-0	0	0	0.0	-	0	0	0	0	0
PLAYOFF TOTALS		2-0	0	0	0.0	-	0	0	0	0	0

ADDITIONAL STATS

Special Teams Tackles: 3 in 2000, 8 in 2001, 10 in 2002, 11 in 2003 for total of 32

Sammy Knight

24 SAFETY

Height/Weight6-0, 215
Born9/10/75
CollegeUSC '97
AcquiredUFA (N.O.), 2003
Signed Through2004
NFLEighth Season
DolphinsSecond Season



PRO CAREER

CAREER PRO BOWL SELECTIONS: 1 (2001)

2003 — Signed a two-year contract with the Dolphins as an unrestricted free agent from New Orleans on May 13, 2003 . . . Started all 16 games at strong safety in his first year with the Dolphins, the fifth year in a row in which he opened every regular season contest . . . Enters the 2004 season having played in 92 consecutive contests and started 80 straight . . . Ranked third on the team in '03 and first among defensive backs with 111 total tackles, the fifth year in a row that he surpassed the 100-tackle plateau . . . Tied for second on the squad with three interceptions for 98 yards in returns, knocked away six passes and forced a pair of fumbles . . . Tallied double-digit tackle totals on two occasions, including a season-high 13 at New England (12/7) and 11 two weeks earlier vs. Washington (11/23) . . . First interception as a Dolphin occurred vs. Buffalo (9/21) when he snared a Drew Bledsoe pass . . . On first series of 24-10 win at Jacksonville (10/12), forced the ball loose from Fred Taylor on the third play of the game, and Sam Madison recovered at the Jaguars' 41, leading to a Ricky Williams touchdown run six plays later . . . Played in the 100th regular season game of his NFL career vs. New England (10/19) and posted eight tackles . . . Came up with key interception in 9-6 overtime win over Baltimore (11/16) . . . With score tied at six apiece and the Ravens at the Dolphins' 36 in the fourth quarter, picked off an Anthony Wright pass and took it back 17 yards . . . Had a 70-yard interception return of a Quincy Carter pass in Thanksgiving Day win at Dallas (11/27), the second-longest return of his career and the eighth-longest in Dolphins history . . .

INTERCEPTIONS OVER THE LAST FOUR YEARS: Over the last four seasons, Knight has accumulated 19 interceptions, the fourth-highest total in the NFL over this stretch:

FINS FACT

Sammy and his wife, Freda, have known one another since they were two years old, having grown up in the same area in their hometown of Riverside, California.

MOST INTERCEPTIONS IN THE NFL OVER THE LAST FOUR YEARS

(2000-03)

PLAYER	TEAM(S)	2000	2001	2002	2003	4-YEAR TOTALS
1. Darren Sharper	Green Bay	9	6	7	5	27
2. Tony Parrish	Chi., San Francisco	3	3	7	9	22
3. Patrick Surtain	Miami	5	3	6	7	21
4. SAMMY KNIGHT	N.O., MIAMI	5	6	5	3	19
5. Five players tied with 18						

TAKEAWAYS SINCE 1997: Throughout his seven-year NFL career, Knight not only has come up with big plays through interceptions, but fumble recoveries as well . . . He has totaled 31 interceptions and ten fumble recoveries in his NFL career, making his 41 total takeaways the second-most in the NFL over this time:

MOST TAKEAWAYS IN THE NFL OVER THE LAST SEVEN YEARS

(1997-03)

PLAYER	TEAM(S)	INTS	FUMBLE REC.	TOTALS
1. Rod Woodson	S.F., Balt. Oakland	33	9	42
2. SAMMY KNIGHT	N.O., MIAMI	31	10	41
3. Terrell Buckley	Miami, Den., N.E.	30	5	35
Donnie Abraham	T.B., N.Y. Jets	31	4	35
Darren Sharper	Green Bay	32	3	35

2002 – Started all 16 games for the Saints . . . Led team with a career-high 127 total tackles . . . Came up with five interceptions, two sacks, a fumble recovery, two forced fumbles and a career-high 17 passes defended, which was the second-highest total on the team . . . Interception total tied for team lead and tied for fourth in the NFC . . . Overall in his six seasons with the Saints, led or shared the team lead in interceptions on five occasions . . . Finished his Saints stint with 28 interceptions for 464 yards in returns and four touchdowns . . . Is the club's all-time leader for interception returns for touchdowns, is second in return yards and is third in interceptions . . . In season-opener at Tampa Bay (9/8), had 12 tackles, including a sack . . . Tallied a season-high 13 tackles and his first interception of the season at Chicago (9/22) . . . Accounted for interceptions in back-to-back games, vs. Pittsburgh (10/6) and at Washington (10/13) . . . Recorded his second sack of the season, as he tied a single-season career-high, at Atlanta (11/17) . . . Registered the fifth multiple interception game of his career during the regular season (6th overall, including playoffs) in finale vs. Carolina (12/29) when he picked off a pair of Rodney Peete passes, totaling 13 yards in returns .

2001 – Started all 16 games at strong safety . . . Led the team in interceptions (six) and fumble recoveries (five) . . . Was second on squad and first among defensive backs with 120 tackles (74 solo), a career-high to that point . . . Added one sack, ten passes defended and two forced fumbles . . . Interception total tied for sixth in the NFC in 2001 . . . Was named as a starter to the NFC Pro Bowl squad, the first Pro Bowl of his career . . . Also was an Associated Press first-team All-Pro selection . . . In season-opener at Buffalo (9/9), established a career-high with three interceptions (40 yards), all coming off Rob Johnson attempts . . . Also tied a Saints single-game high in the process, that had been achieved four previous times, most recently by Gene Atkins on December 22, 1991 at Phoenix . . . For his efforts, Knight was selected the NFC Defensive Player of the Week . . . Tallied six tackles, a forced fumble and a fumble recovery at Carolina (10/14) . . . His first quarter fumble recovery at the Carolina 12-yard line helped set up the first TD of the game for New Orleans . . . In 34-31 win at St. Louis (10/28), recorded seven tackles, two interceptions and a sack . . . Was named NFC Defensive Player of the Week for the second time in as many months . . . Turned in a season-long 40-yard interception return vs. Indianapolis (11/18) . . . Recorded 12 tackles, a forced fumble and a fumble recovery vs. St. Louis (12/17) . . . Notched a career-high 22 tackles (11 solo) and one pass defended at Tampa Bay (12/23).

2000 – Started all 16 contests at strong safety . . . Led the team in tackles (116) and interceptions (5-68 yards, 2 TD) . . . Added two sacks, nine passes defended and one forced

tumble ... Recorded three special teams tackles ... Finished tied for second in the NFL and first in the NFC with two defensive TDs ... Both touchdowns came on interceptions, the second time he accomplished this feat in his career, and just the fifth occasion it had been achieved in Saints history ... In season-opener vs. Detroit (9/3), finished with a season-high 11 tackles and a 37-yard interception return for a TD off the hands of Lions QB Stoney Case ... Saints secondary held the Lions to a season-low 100 net passing yards that day ... Also accounted for interceptions at Chicago (10/8), at Arizona (10/29) and vs. San Francisco (11/5) ... Had seven tackles, a sack and a forced fumble at Carolina (11/12) ... In the game, sacked Steve Beuerlein at the New Orleans 10-yard line, and Keith Mitchell picked up the fumble and returned it 90 yards for a touchdown to spark a 14-3 third quarter lead ... Matched a season-best with 11 tackles vs. Denver (12/3) ... Paced Saints defense in 23-7 victory vs. Atlanta (12/17), a game in which the Saints secondary held the Falcons to 126 passing yards ... Early in the second quarter, intercepted a Doug Johnson pass and returned it 31 yards for a TD, giving the Saints a 10-0 lead ... Added one sack that day ... Started both playoff games and made his presence felt in 31-28 NFC First Round Playoff win vs. St. Louis (12/30), for Saints' first-ever postseason victory ... Recorded five tackles, two interceptions for 56 yards and four pass defended ... First interception occurred in the second quarter, when he picked off a Kurt Warner pass at the New Orleans 28 yard line, and ran to the St. Louis 20, setting up a field goal that would give the Saints a 10-7 lead ... Second interception occurred at the Rams' eight yard line, stopping another scoring drive and helping New Orleans hold on for the win ... Posted four tackles in NFC Divisional Playoff contest at Minnesota (1/6/01).

1999 - Started all 16 games at strong safety ... Finished second on the team with 102 tackles (75 solo) ... Posted one interception, six passes defended and a fumble recovery ... Led the Saints in tackles three times on the year and was tied for the team lead on three other occasions ... Led team with a season-high ten tackles vs. Tennessee (10/17) ... Matched a season-best with ten tackles (six solo) vs. St. Louis (12/12) ... Lone interception of the year came at Baltimore (12/19).

1998 - Saw action in 14 games with 13 starts ... Opened games 1-2 and 5-15 at free safety ... Did not start game 16 as Saints began in a goal-line defense ... Posted 75 tackles on the year (62 solo), which was good for fourth on the team ... Also led the Saints with a career-high six interceptions for 171 yards in returns and two TDs ... Added two fumble recoveries and nine passes defended ... Interception total was tied for third in the NFC and fourth in the NFL in '98, and is tied for the fourth-highest single-season total in team history ... Return yardage figure ranked third in the NFL in 1998 and stands as the third-highest single-season figure in Saints history ... Interception return average of 28.5 was fifth in the NFL ... First interception on the year came in opener at St. Louis (9/6) ... Had his best game of the year at Minnesota (11/8) when he intercepted two Brad Johnson passes, including one that he returned 91 yards for a touchdown ... It marked the longest INT return in the NFC in 1998, and was the third-longest in Saints history ... The Vikings game concluded a stretch in which he accounted for four interceptions over a three-game span, including picks each of the previous two weeks (vs. Tampa Bay 10/25, at Carolina 11/1) ... Snared a Jake Plummer pass and returned it 39 yards for a score at Arizona (12/20), as he became just the fourth player in team history to have two interception returns for touchdowns in the same season, and the first since Dennis Winston in 1984 ... Also posted ten tackles and recovered a fumble in the Cardinals contest.

1997 - Saw action in all 16 games, including starts in the final 12 ... Opened games 5-14 at free safety and the last two at strong safety ... Finished third on the team with 84 total tackles (67 solo) ... Led the team and all NFL rookies with five interceptions for 75 yards in returns ... Added 12 passes defended and a fumble recovery, while posting nine tackles on special teams, which tied for third on the squad ... Was an all-rookie selection by Pro Football Weekly ... First NFL start came at free safety at N.Y. Giants (9/28) ... In that game, tied for the team-lead with a season-high 11 tackles ... Also came up with the first interception of his career, as he picked off a Dave Brown pass and returned it 32 yards ... Intercepted a Jeff George pass and returned it 39 yards to preserve the Saints' 13-10 win at Oakland (11/9) ... Also recovered a fumble in the game ... Recorded the first multiple interception game of his career in 16-13 victory at Carolina (11/30) when he snared a Steve Beuerlein pass as well as a Kerry Collins attempt ... Signed with the Saints as an undrafted college free agent on April 25, 1997.

COLLEGE

Was a four-year letterman for the Trojans (1993-96) . . . Career statistics include 290 tackles and five interceptions . . . Served as USC's co-captain his senior year and was named the team's MVP and most inspirational player . . . Was moved to linebacker after starting at strong safety as both a sophomore and junior . . . Led the squad in his final season with 121 total tackles, including 11 for loss, and was a first-team All-Pac 10 selection . . . Topped team's tackle chart as a junior with 89 stops, including nine for loss . . . Earned degree in communications.

PERSONAL

Married to Freda, who he has known since he was two years old . . . Couple has two daughters, Shianne (7/9/01) and Samone (4/30/03) . . . Sammy also has an older daughter, Aneka . . . Was a Parade All-America selection at Rubidoux High School in Riverside, Calif . . . Played free safety, wide receiver and quarterback his senior year, and compiled 153 total tackles, 11 interceptions, five blocked kicks and five forced fumbles . . . Also produced 483 yards and 12 touchdowns on 53 rushes for a 9.1-yard average . . . Had 30 tackles in one game . . . Also earned letters in basketball and track . . . In 2002, started the Sammy Knight Foundation, whose goal is spiritual, physical and social development of youth . . . Funded a non-profit school in New Orleans for underprivileged children, ages K-12, in conjunction with Elysian Fields Outreach Ministry . . . Sammy and his wife oversaw the day-to-day operations of the school, including the educational component of the program . . . They also created the Sammy and Freda Knight Scholarship for local high school students . . . In spare time, is an avid player of John Madden Football, and for the last several years, has participated in the NFL tournament that is held during the week of Super Bowl . . . Very active in church functions . . . Father, Sam Sr., played on a California state championship basketball team in the early 1960s at Riverside Community College that was coached by Jerry Tarkanian . . . Older brother, Ryan, lettered as a running back at USC from 1983-86 . . . Another older brother, Greg, was a defensive tackle at Colorado in 1986, while younger brother, Darryl, was a linebacker at USC from 1998-2000 . . . Born September 10, 1975 in Fontina, Calif.

SAMMY KNIGHT'S NFL REGULAR SEASON STATISTICS

YEAR	TEAM	G-S	TACK.	ASST.	TOTAL	FUM. REC.	FOR. FUM.	INT.	YDS.	LG	TD
1997	New Orleans	16-12	67	17	84	1	0	5	75	39	0
1998	New Orleans	14-13	62	13	75	2	0	6	171	91t	2
1999	New Orleans	16-16	75	27	102	1	0	1	0	0	0
2000	New Orleans	16-16	75	41	116	0	1	5	68	37t	2
2001	New Orleans	16-16	74	46	120	5	2	6	114	40	0
2002	New Orleans	16-16	88	39	127	1	2	5	36	17	0
2003	Miami	16-16	72	39	111	0	2	3	98	70	0
7-YEAR TOTALS		110-105	513	222	735	10	7	31	562	91t	4
MIAMI TOTALS		16-16	72	39	111	0	2	3	98	70	0

SAMMY KNIGHT'S NFL PLAYOFF STATISTICS

YEAR	TEAM	G-S	TACK.	ASST.	TOTAL	FUM. REC.	FOR. FUM.	INT.	YDS.	LG	TD
2000	New Orleans	2-2	4	5	9	0	0	2	56	52	0

ADDITIONAL STATS

Passes Defensed: (New Orleans) 12 in 1997, 9 in 1998, 6 in 1999, 9 in 2000, 10 in 2001, 17 in 2002, (Miami) 6 in 2003 for total of 69 (P-4)

Sacks: 2 for 8 yards in 2000, 1 for 4 yards in 2001, 2 for 14 yards in 2002 for total of 5 for 26 yards

Special Teams Tackles: 9 in 1997, 3 in 1999, 3 in 2000 for total of 15

SINGLE-GAME HIGHS

Most Interceptions:

3 at Buffalo, 9/9/01

2 at Carolina, 11/3/97


	2	at Minnesota, 11/8/98
	*2	vs. St. Louis, 12/30/00
	2	at St. Louis, 10/28/01
	2	vs. Carolina, 12/29/02
Most Interception Return Yards:	98	at Minnesota, 11/8/98
	70	at Dallas, 11/27/03
	*56	vs. St. Louis, 12/30/00
	40	at Buffalo, 9/9/01
	40	vs. Indianapolis, 11/18/01
Longest Interception Returns:	91t	at Minnesota, 11/8/98
	70	at Dallas, 11/27/03
	*52	vs. St. Louis, 12/30/00
	40	vs. Indianapolis, 11/18/01
	39	at Oakland, 11/9/97
	39t	at Arizona, 12/20/98

* Playoff Game

Rob Konrad

44 FULLBACK

Height/Weight6-3, 255
Born11/12/76
CollegeSyracuse '99
AcquiredD2b, 1999
Signed Through2006
NFLSixth Season
DolphinsSixth Season



PRO CAREER

2003— Was re-signed to a four-year contract on March 1, 2003 . . . Started 12 of the 14 games in which he played . . . Was inactive for two contests . . . The Dolphins opened with two tight ends in each of the two games that he played but did not start . . . Rushed for 17 yards on four attempts and caught 16 passes for 166 yards . . . Once again, proved to be a key lead blocker for Ricky Williams, who rushed for 1,372 yards, the second-highest single-season total in franchise history . . . Has now been the fullback for three of the nine 1,000-yard rushing seasons in club history . . . Played a majority of the season with a splint on his right fifth finger to protect a fracture that forced him to miss the final three preseason games . . . Underwent surgery to stabilize the fracture on August 10, 2003 . . . Chief Team Physician Dr. George Caldwell performed the surgery at Holy Cross Hospital in Ft. Lauderdale . . . Had two receptions for 32 yards, and tied a career-long with a 25-yard catch, at N.Y. Giants (10/5) . . . Also rushed for 15 yards on three carries in the Giants contest . . . Was inactive vs. New England (10/19) with a knee injury that he suffered the week before at Jacksonville (10/12) . . . Caught three passes for a season-high 43 yards in overtime victory over Baltimore (11/16) . . . Tied a career-long with a 25-yard reception on Thanksgiving Day at Dallas (11/27) . . . Also was inactive at Buffalo (12/21) with a concussion sustained the previous week vs. Philadelphia (12/15).

FINS FACT

This past offseason, Rob became a partner in a financial services company called Allen Konrad Asset Management, a firm that has more than 300 clients.

2002 – Played in all 16 games for the first time in his career, starting 12 of them . . . Rushed for two yards on three carries . . . Finished fourth on the team with 34 receptions for 233 yards and three touchdowns . . . Reception total equaled a career-high that he first set in his rookie season of 1999 . . . Touchdown total matched the figure that he attained over his first three years in the league combined . . . Also proved to be a key lead blocker for Pro Bowl running back Ricky Williams, who led the NFL with a Dolphins single-season record 1,853 rushing yards . . . In season-opener vs. Detroit (9/8), posted four receptions for a season-high 35 yards . . . The four catches are tied for the third-highest receiving total of his career, while the yardage figure was the third-highest total as well . . . Only catch the following week at Indianapolis (9/15) was a nine-yard TD reception from Jay Fiedler . . . The score gave the Dolphins a 14-0 lead in their 21-13 victory over the Colts . . . His receiving touchdown, along with Ricky Williams' ten-yard scoring catch from Fiedler, marked the first time two Dolphin running backs had at least one touchdown reception each in a game since December 12, 1988 vs. Cleveland, when Jim Jensen and Lorenzo Hampton both caught a touchdown pass from Dan Marino . . . Had four catches for 28 yards, including a six-yard scoring catch from Fiedler, at Kansas City (9/29) . . . Accounted for the Dolphins' lone touchdown at N.Y. Jets (11/10) on a four-yard grab from Ray Lucas . . . Collected a season-high five catches, totaling 27 yards, in Monday night win vs. Chicago (12/9) . . . Reception total that night led the team.

2001 – Played in 12 regular season games, starting nine of them . . . Was inactive for four contests . . . Rushed for 22 yards and a touchdown on five carries, and caught five passes for 52 yards and a score . . . Sustained a left ankle sprain vs. Oakland (9/23) and was inactive for each of the next two contests (at St. Louis, 9/30 and vs. New England, 10/7) . . . Had two receptions for 13 yards, including an five-yard TD catch from Jay Fiedler, vs. Carolina (11/4) . . . It marked the second touchdown of his career and his first since his NFL debut, when he caught a 12-yard TD pass from Dan Marino in the 1999 opener, on September 13 at Denver . . . Rushed for 19 yards on three attempts in Monday night game vs. Indianapolis (12/10), including an 18-yard scoring run, the first rushing touchdown of his career and the longest run of his career . . . Was inactive for each of the final two games of the season (vs. Atlanta, 12/30; vs. Buffalo, 1/6/02) with a left rib cage injury with added complications of a pneumothorax condition sustained at New England (12/22) . . . Was placed on injured reserve with the injury on January 12, 2002 . . . Spent First-Round Playoff Game vs. Baltimore (1/13/02) on injured reserve.

2000 – Started 14 of the 15 games in which he played . . . Was inactive for one contest . . . Rushed for 39 yards on 15 carries and caught 14 passes for 83 yards . . . Established himself as one of the better blocking fullbacks in the league in his first year as a full-time starter . . . Contributed to the resurgence of the Miami running game, which amassed 1,894 yards on the year, the most by a Dolphins team since 1984 . . . Also led the way for Lamar Smith, who rushed for 1,139 yards, the second-highest single-season total ever by a Dolphin at that time (now fourth) . . . Had numerous key blocks during the course of the year which helped spring Smith loose for 14 rushing touchdowns, also the second-highest single-season figure in club history at that time (now third) . . . Had a season-high 19 yards rushing on seven attempts in season-opener vs. Seattle (9/3) . . . Was inactive vs. Buffalo (10/8) with right knee and ankle sprains sustained the previous week at Cincinnati (10/1) . . . Only game that he played in but did not start was at San Diego (11/12) when the Dolphins opened with three wide receivers . . . Started one of the two playoff games following the 2000 season . . . Did not post any stats . . . Was an integral part of Smith's performance in a First-Round Playoff victory over Indianapolis (12/30) in which he rushed for 209 yards and two touchdowns on 40 attempts, the second-highest rushing total in NFL playoff history.

1999 – Appeared in 15 regular season games during his rookie season including nine starts . . . Was inactive for one contest . . . Finished with 16 yards rushing on nine attempts and 34 receptions for 251 yards and a touchdown . . . Also recorded one tackle on special teams . . . Reception total ranked fifth on the team and second among running backs, trailing only Stanley Pritchett's 43 catches . . . Konrad's reception total also was the most by a Dolphins rookie since Terry Kirby caught 75 passes for 874 yards and three touchdowns in 1993 . . . Opened each of the first five contests of the season . . . Made NFL debut in season-opener at Denver (9/13) when he started at fullback . . . Rushed for seven yards on two attempts and caught three passes for 26 yards, including a 12-yard TD reception from Dan Marino, marking his first NFL touchdown . . . Became the first Dolphins rookie to have a receiving touchdown in a season-opener since Andre Brown caught a TD pass in his first game, on September 10, 1989 against Buffalo . . . Along with J.J. Johnson's touchdown run, it marked the first time in club

history that two rookies scored in the initial game of the year . . . Along with a touchdown run by Karim Abdul-Jabbar in the Broncos contest, it marked the first time since September 3, 1995 vs. the N.Y. Jets that three Dolphin running backs scored in the same game (Bernie Parmalee, Irving Spikes, Keith Byars) . . . Was awarded an offensive game ball for his performance . . . Caught three passes for 48 yards, including a season-long reception of 25 yards, vs. Buffalo (10/4) . . . Was inactive vs. Philadelphia (10/24) . . . Closed out the season with ten catches for 68 yards, including a long of 18, at Washington (1/2/00) . . . His reception total in the Redskins game marked a new club rookie record, surpassing the previous mark of nine first set by Kirby on December 19, 1993 against Buffalo . . . It also tied for the third-most ever by a Dolphin in the regular season and tied for fourth-most overall, including playoffs . . . In addition, it tied for the most by a Dolphin in 1999 . . . Overall, his reception total in that game is tied for the second-most by a Dolphins running back in a game, trailing only the club-record 12 catches that Jim Jensen had on November 16, 1988 at New England . . . It was the most catches by a Dolphins running back in a game since Keith Byars also had ten on September 25, 1994 at Minnesota . . .

DOLPHINS SINGLE-GAME RECEIVING BESTS

ROOKIES

PLAYER	OPP., DATE	NO.
1. ROB KONRAD	at Wash., 1/2/00	10
2. Terry Kirby	vs. Buff., 12/19/93	9
3. Jack Clancy	at Oak., 11/19/67	8
Jack Clancy	vs. S.D., 12/10/67	8
Troy Stradford	vs. Pitt., 11/1/87	8
Terry Kirby	vs. NYG, 12/5/93	8

ALL PLAYERS

PLAYER	OPP., DATE	NO.
1. Jim Jensen	at N.E., 11/6/88	12
2. O.J. McDuffie	at Buff., 12/30/95*	11
O.J. McDuffie	vs. NYJ, 12/13/98	11
4. ROB KONRAD	at Wash., 1/2/00	10
Ten other times by five players		

* - playoff game

Appeared in both playoff games, including one start . . . Opened First-Round game at Seattle (1/9/00) . . . In two postseason contests, caught four passes for 37 yards, including three for 30 yards in Divisional game at Jacksonville (1/15/00) . . . Second of two second-round draft choices (43rd overall) of Miami in 1999.

COLLEGE

Was a four-year letterman (1995-98) and three-year starter at Syracuse . . . While with the Orangemen was given the honor of wearing uniform no. 44 throughout his four years, the same jersey number worn by SU greats Jim Brown, Ernie Davis and Floyd Little . . . Played in 39 games with 27 starts . . . Concluded his career with 1,516 yards rushing and 20 touchdowns on 295 attempts and 41 receptions for 473 yards and three scores . . . As a senior in 1998, rushed for 417 yards and seven touchdowns on 93 attempts and caught a career-high 20 passes for 196 yards and a pair of scores . . . Was a second-team All-Big East selection that year . . . Played in the Senior Bowl . . . Was a member of the school's Athletic Director's Honor Roll as a junior . . . Finished second on the team in his freshman season of 1995 with 433 yards rushing and seven touchdowns on 63 attempts . . . Ran for a career-high 130 yards and three touchdowns on ten carries against Pittsburgh . . . Earned degree in business.

PERSONAL

Married to Tammy with daughter, Dakota (2/23/04) . . . Family resides in Davie, Fla . . . Was a Parade, Blue Chip Illustrated, Super Prep and Prep Football Report All-America selection at St. John's Preparatory School in Danvers, Mass . . . Was chosen as a two-time All-State, All-League and league Most Valuable Player . . . Also lettered in track and basketball . . . Enjoys fishing and golfing in spare time . . . This past offseason served as co-chairperson of the Miami Dolphins Fishing Tournament . . . Has done charity work with the Shriners Hospital, the Boys & Girls Club and the United Way . . . Worked with kids that have Cystic Fibrosis at the Mercury Jr. Anglers Clinic, teaching them how to fish . . . Recently had a restaurant/tavern in Syracuse, N.Y. named after him, called "Konrad's" . . . Lists "That '70s Show" as favorite television show

and "A River Runs Through It" as favorite movie . . . Has been a weekly guest on WQAM Radio, the Dolphins flagship, each of the past four seasons . . . Full name is Robert L. Konrad, Jr., born November 12, 1976 in Rochester, N.Y.

ROB KONRAD'S NFL REGULAR SEASON STATISTICS

YEAR	TEAM	G-S	ATT.	RUSHING				NO.	YDS.	LG	TD
				YDS.	AVG.	LG	TD				
1999	Miami	15-9	9	16	1.8	5	0	34	251	25	1
2000	Miami	15-14	15	39	2.6	5	0	14	83	18	0
2001	Miami	12-9	5	22	4.4	18t	1	5	52	17	1
2002	Miami	16-12	3	2	0.7	2	0	34	233	19	3
2003	Miami	14-12	4	17	4.3	11	0	16	166	25	0
5-YEAR TOTALS		72-56	36	96	2.7	18t	1	103	785	25	5

ROB KONRAD'S NFL PLAYOFF STATISTICS

YEAR	TEAM	G-S	ATT.	RUSHING				NO.	YDS.	LG	TD
				YDS.	AVG.	LG	TD				
1999	Miami	2-1	0	0	0.0	0	0	4	37	13	0
2000	Miami	2-1	0	0	0.0	0	0	0	0	0	0
2001	Miami			INJURED RESERVE							
PLAYOFF TOTALS		4-2	0	0	0.0	0	0	4	37	13	0

ADDITIONAL STATS

Special Teams Tackles: 1 in 1999

Miscellaneous Fumble Recoveries: 1 in 1999, 1 in 2001 for total of 2

SINGLE-GAME HIGHS

Most Rushing Yards:	19	vs. Seattle, 9/3/00
	19	vs. Indianapolis, 12/10/01
	15	at N.Y. Giants, 10/5/03
Most Rushing Attempts:	7	vs. Seattle, 9/3/00
	5	at N.Y. Jets, 10/23/00
	3	vs. Arizona, 9/19/99
	3	at Detroit, 11/5/00
	3	vs. Indianapolis, 12/10/01
	3	at N.Y. Giants, 10/5/03
Longest Runs:	18t	vs. Indianapolis, 12/10/01
	11	at N.Y. Giants, 10/5/03
	5	at Denver, 9/13/99
Most Receptions:	5	vs. Seattle, 9/3/00
	10	at Washington, 1/2/00
	5	vs. Chicago, 12/9/02
	4	at Indianapolis, 10/10/99
	4	vs. Detroit, 9/8/02
Most Receiving Yards:	4	at Kansas City, 9/29/02
	68	at Washington, 1/2/00
	48	vs. Buffalo, 10/4/99
	43	vs. Baltimore, 11/16/03
Longest Receptions:	25	vs. Buffalo, 10/4/99
	25	at N.Y. Giants, 10/5/03
	25	at Dallas, 11/27/03

1999 GAME-BY-GAME STATISTICS

DATE	OPPONENT	P/S	RUSHING				RECEIVING				W/L	SCORE
			ATT.	YDS.	LG	TD	NO.	YDS.	LG	TD		
9/13	at Denver	S	2	7	5	0	3	26	12t	1	W	38-21
9/19	ARIZONA	S	3	3	2	0	2	12	7	0	W	19-16
10/04	BUFFALO	S	0	0	0	0	3	48	25	0	L	18-23
10/10	at Indianapolis	S	1	0	0	0	4	33	15	0	W	34-31
10/17	at New England	S	1	3	3	0	1	3	3	0	W	31-30
10/24	PHILADELPHIA		INACTIVE								W	16-13
10/31	at Oakland	P	0	0	0	0	1	11	11	0	W	16-9
11/7	TENNESSEE	S	0	0	0	0	1	8	8	0	W	17-0
11/14	at Buffalo	S	1	1	1	0	1	2	2	0	L	3-23
11/21	NEW ENGLAND	S	0	0	0	0	2	0	2	0	W	27-17
11/25	at Dallas	P	0	0	0	0	2	7	6	0	L	0-20
12/5	INDIANAPOLIS	P	0	0	0	0	0	0	0	0	L	34-37
12/12	at N.Y. Jets	S	0	0	0	0	3	29	13	0	L	20-28
12/19	SAN DIEGO	P	0	0	0	0	0	0	0	0	W	12-9
12/27	N.Y. JETS	P	0	0	0	0	1	4	4	0	L	31-38
1/2/00	at Washington	P	1	2	2	0	10	68	18	0	L	10-21
1/9/00	at Seattle#	S	0	0	0	0	1	7	7	0	W	20-17
1/15/00	at Jacksonville#	P	0	0	0	0	3	30	13	0	L	7-62
1999 TOTALS		15-9	9	16	5	0	34	251	25	1	9-7	
PLAYOFF TOTALS		2-1	0	0	0	0	4	37	13	0	1-1	

2000 GAME-BY-GAME STATISTICS

DATE	OPPONENT	P/S	RUSHING				RECEIVING				W/L	SCORE
			ATT.	YDS.	LG	TD	NO.	YDS.	LG	TD		
9/3	SEATTLE	S	7	19	5	0	2	6	3	0	W	23-0
9/10	at Minnesota	S	0	0	0	0	0	0	0	0	L	7-13
9/17	BALTIMORE	S	0	0	0	0	0	0	0	0	W	19-6
9/24	NEW ENGLAND	S	0	0	0	0	2	11	8	0	W	10-3
10/1	at Cincinnati	S	0	0	0	0	0	0	0	0	W	31-16
10/8	BUFFALO		INACTIVE								W	22-13
10/23	at N.Y. Jets	S	5	11	3	0	1	7	7	0	L	37-40*
10/29	GREEN BAY	S	0	0	0	0	1	-1	-1	0	W	28-20
11/5	at Detroit	S	3	9	4	0	2	10	8	0	W	23-8
11/12	at San Diego	P	0	0	0	0	1	5	5	0	W	17-7
11/19	N.Y. JETS	S	0	0	0	0	2	6	4	0	L	3-20
11/26	at Indianapolis	S	0	0	0	0	0	0	0	0	W	17-14
12/3	at Buffalo	S	0	0	0	0	1	18	18	0	W	33-6
12/10	TAMPA BAY	S	0	0	0	0	2	21	13	0	L	13-16
12/17	INDIANAPOLIS	S	0	0	0	0	0	0	0	0	L	13-20
12/24	at New England	S	0	0	0	0	0	0	0	0	W	27-24
12/30	INDIANAPOLIS#	P	0	0	0	0	0	0	0	0	W	23-17*
1/6/01	at Oakland#	S	0	0	0	0	0	0	0	0	L	0-27
2000 TOTALS		15-13	15	39	5	0	14	83	18	0	11-5	
PLAYOFF TOTALS		2-1	0	0	0	0	0	0	0	0	1-1	

2001 GAME-BY-GAME STATISTICS

DATE	OPPONENT	P/S	RUSHING				RECEIVING				W/L	SCORE
			ATT.	YDS.	LG	TD	NO.	YDS.	LG	TD		
9/9	at Tennessee	S	0	0	0	0	0	0	0	0	W	31-23
9/23	OAKLAND	S	0	0	0	0	0	0	0	0	W	18-15
9/30	at St. Louis		INACTIVE								L	10-42
10/7	NEW ENGLAND		INACTIVE								W	30-10
10/14	at N.Y. Jets	P	0	0	0	0	0	0	0	0	L	17-21
10/28	at Seattle	P	0	0	0	0	1	15	15	0	W	24-20
11/4	CAROLINA	S	1	1	1	0	2	13	8	1	W	23-6
11/11	at Indianapolis	S	1	2	2	0	0	0	0	0	W	27-24
11/18	N.Y. JETS	S	0	0	0	0	0	0	0	0	L	0-24
11/25	at Buffalo	S	0	0	0	0	0	0	0	0	W	34-27
12/2	DENVER	P	0	0	0	0	0	0	0	0	W	21-10

2001 GAME-BY-GAME STATISTICS

DATE	OPPONENT	P/S	RUSHING				RECEIVING				W/L	SCORE
			ATT.	YDS.	LG	TD	NO.	YDS.	LG	TD		
12/10	INDIANAPOLIS	S	3	19	18t	1	1	17	17	0	W	41-6
12/16	at San Francisco	S	0	0	0	0	0	0	0	0	L	0-21
12/22	at New England	S	0	0	0	0	1	7	7	0	L	13-20
12/30	ATLANTA		INACTIVE								W	21-14
1/6/02	BUFFALO		INACTIVE								W	34-7
1/13/02	BALTIMORE#		INJURED RESERVE								L	3-20
2001 TOTALS		12-9	5	22	18t	1	5	52	17	1	11-5	
PLAYOFF TOTALS			INJURED RESERVE								0-1	

2002 GAME-BY-GAME STATISTICS

DATE	OPPONENT	P/S	RUSHING				RECEIVING				W/L	SCORE
			ATT.	YDS.	LG	TD	NO.	YDS.	LG	TD		
9/8	DETROIT	S	1	-1	-1	0	4	35	19	0	W	49-21
9/15	at Indianapolis	P	0	0	0	0	1	9	9	1	W	21-13
9/22	N.Y. JETS	S	0	0	0	0	1	6	6	0	W	30-3
9/29	at Kansas City	S	0	0	0	0	4	28	9	1	L	30-48
10/6	NEW ENGLAND	S	1	1	1	0	2	14	13	0	W	26-13
10/13	at Denver	S	0	0	0	0	2	13	7	0	W	24-22
10/20	BUFFALO	S	0	0	0	0	2	13	8	0	L	10-23
11/4	at Green Bay	S	1	2	2	0	3	21	8	0	L	10-24
11/10	at N.Y. Jets	P	0	0	0	0	2	12	8	1	L	10-13
11/17	BALTIMORE	S	0	0	0	0	2	9	6	0	W	26-7
11/24	SAN DIEGO	S	0	0	0	0	3	19	9	0	W	30-3
12/1	at Buffalo	S	0	0	0	0	0	0	0	0	L	21-38
12/9	CHICAGO	S	0	0	0	0	5	27	11	0	W	27-9
12/15	OAKLAND	P	0	0	0	0	0	0	0	0	W	23-17
12/21	at Minnesota	S	0	0	0	0	2	15	13	0	L	17-20
12/29	at New England	P	0	0	0	0	1	12	12	0	L	24-27*
2002 TOTALS		16-12	3	2	2	0	34	233	19	3	9-7	

2003 GAME-BY-GAME STATISTICS

DATE	OPPONENT	P/S	RUSHING				RECEIVING				W/L	SCORE
			ATT.	YDS.	LG	TD	NO.	YDS.	LG	TD		
9/7	HOUSTON	S	0	0	0	0	2	16	9	0	L	20-21
9/14	at N.Y. Jets	S	0	0	0	0	2	17	9	0	W	21-10
9/21	BUFFALO	S	0	0	0	0	0	0	0	0	W	17-7
10/5	at N.Y. Giants	S	3	15	11	0	2	32	25	0	W	23-10
10/12	at Jacksonville	S	1	2	2	0	0	0	0	0	W	24-10
10/19	NEW ENGLAND		INACTIVE								L	13-19*
10/27	at San Diego	S	0	0	0	0	0	0	0	0	W	26-10
11/2	INDIANAPOLIS	S	0	0	0	0	3	16	9	0	L	17-23
11/9	at Tennessee	P	0	0	0	0	1	8	8	0	L	7-31
11/16	BALTIMORE	S	0	0	0	0	3	43	17	0	W	9-6*
11/23	WASHINGTON	P	0	0	0	0	0	0	0	0	W	24-23
11/27	at Dallas	S	0	0	0	0	1	25	25	0	W	40-21
12/7	at New England	S	0	0	0	0	2	9	7	0	L	0-12
12/15	PHILADELPHIA	S	0	0	0	0	0	0	0	0	L	27-34
12/21	at Buffalo		INACTIVE								W	20-3
12/28	N.Y. JETS	S	0	0	0	0	0	0	0	0	W	23-21
2003 TOTALS		14-12	4	17	11	0	16	166	25	0	10-6	

* - overtime # - playoff game

ROB KONRAD'S RUSHING BREAKDOWN

	2003						CAREER					
	G	NO	YDS	AVG	LG	TD	G	NO	YDS	AVG	LG	TD
Buffalo	1	0	0	0.0	0	0	7	1	1	1.0	1	0
Miami	-	-	-	-	-	-	-	-	-	-	-	-
New England	1	0	0	0.0	0	0	8	2	4	2.0	3	0
N.Y. Jets	2	0	0	0.0	0	0	10	5	11	2.2	3	0
AFC East	4	0	0	0.0	0	0	25	8	16	2.0	3	0
Baltimore	1	0	0	0.0	0	0	3	0	0	0.0	0	0
Cincinnati	-	-	-	-	-	-	1	0	0	0.0	0	0
Cleveland	-	-	-	-	-	-	-	-	-	-	-	-
Pittsburgh	-	-	-	-	-	-	-	-	-	-	-	-
AFC Central	1	0	0	0.0	0	0	4	0	0	0.0	0	0
Houston	1	0	0	0.0	0	0	1	0	0	0.0	0	0
Indianapolis	1	0	0	0.0	0	0	8	5	21	4.2	18	1
Jacksonville	1	1	2	2.0	2	0	1	1	2	2.0	2	0
Tennessee	1	0	0	0.0	0	0	3	0	0	0.0	0	0
AFC South	4	1	2	2.0	2	0	13	6	23	3.8	18	1
Denver	-	-	-	-	-	-	3	2	7	3.5	5	0
Kansas City	-	-	-	-	-	-	1	0	0	0.0	0	0
Oakland	-	-	-	-	-	-	3	0	0	0.0	0	0
San Diego	1	0	0	0.0	0	0	4	0	0	0.0	0	0
AFC West	1	0	0	0.0	0	0	11	2	7	3.5	5	0
AFC Total	10	1	2	2.0	2	0	53	16	46	2.9	18	1
Dallas	1	0	0	0	0	0	2	0	0	0.0	0	0
N.Y. Giants	1	3	15	5.0	11	0	1	3	15	5.0	11	0
Philadelphia	1	0	0	0	0	0	1	0	0	0	0	0
Washington	1	0	0	0	0	0	2	1	2	2.0	2	0
NFC East	4	3	15	5.0	11	0	6	4	17	4.3	11	0
Chicago	-	-	-	-	-	-	1	0	0	0.0	0	0
Detroit	-	-	-	-	-	-	2	4	8	2.0	4	0
Green Bay	-	-	-	-	-	-	2	1	2	2.0	2	0
Minnesota	-	-	-	-	-	-	2	0	0	0.0	0	0
NFC Central	-	-	-	-	-	-	7	5	10	2.0	4	0
Atlanta	-	-	-	-	-	-	-	-	-	-	-	-
Carolina	-	-	-	-	-	-	1	1	1	1.0	1	0
New Orleans	-	-	-	-	-	-	-	-	-	-	-	-
Tampa Bay	-	-	-	-	-	-	1	0	0	0.0	0	0
NFC South	-	-	-	-	-	-	2	1	1	1.0	1	0
Arizona	-	-	-	-	-	-	1	3	3	1.0	2	0
St. Louis	-	-	-	-	-	-	-	-	-	-	-	-
San Francisco	-	-	-	-	-	-	1	0	0	0.0	0	0
Seattle	-	-	-	-	-	-	2	7	19	2.7	5	0
NFC West	-	-	-	-	-	-	4	10	22	2.2	5	0
NFC Total	4	3	15	5.0	11	0	19	20	50	2.5	11	0
Home	7	0	0	0.0	0	0	34	16	42	2.6	18	1
Road	7	4	17	4.3	11	0	38	20	54	2.7	11	0
1st Down	14	3	15	5.0	11	0	72	15	39	2.6	11	0
2nd Down	14	1	2	2.0	2	0	72	12	29	2.4	5	0
3rd Down	14	0	0	0.0	0	0	72	7	8	1.1	2	0
4th Down	14	0	0	0.0	0	0	72	2	20	10.0	18	1
1st Half	14	1	2	2.0	2	0	72	18	31	1.7	2	0
2nd Half	14	3	15	5.0	11	0	72	18	65	3.6	18	1
Overtime	1	0	0	0.0	0	0	3	0	0	0.0	0	0
Grass	11	1	2	2.0	2	0	55	27	69	2.6	18	1
Turf	3	3	15	5.0	11	0	17	9	27	3.0	11	0
Aug./Sept.	3	0	0	0	0	0	16	13	28	2.2	5	0
October	3	4	17	4.3	11	0	14	12	32	2.7	11	0
November	5	0	0	0	0	0	21	7	15	2.1	4	0
Dec./Jan.	3	0	0	0	0	0	21	4	21	5.3	18	1
Games 1-8	7	4	17	4.3	11	0	35	29	66	2.3	11	0
Games 9-16	7	0	0	0	0	0	37	7	30	4.3	18	1
Wins	9	4	17	4.3	11	0	43	28	80	2.9	11	1
Losses	5	0	0	0	0	0	29	8	16	2.0	3	0
Ties	-	-	-	-	-	-	-	-	-	-	-	-

ROB KONRAD'S RECEIVING BREAKDOWN

	2003						CAREER					
	G	NO	YDS	AVG	LG	TD	G	NO	YDS	AVG	LG	TD
Buffalo	1	0	0	0	0	0	7	7	81	11.6	25	0
Miami	-	-	-	-	-	-	-	-	-	-	-	-
New England	1	2	9	4.5	7	0	8	11	56	5.1	13	0
N.Y. Jets	2	2	17	8.5	9	0	10	12	81	6.8	13	1
AFC East	4	4	26	6.5	9	0	25	30	218	7.3	25	1
Baltimore	1	3	43	14.3	17	0	3	5	52	10.4	17	0
Cincinnati	-	-	-	-	-	-	1	0	0	0.0	0	0
Cleveland	-	-	-	-	-	-	-	-	-	-	-	-
Pittsburgh	-	-	-	-	-	-	-	-	-	-	-	-
AFC Central	1	3	43	14.3	17	0	4	5	52	10.4	17	0
Houston	1	2	16	8.0	9	0	1	2	16	8.0	9	0
Indianapolis	1	3	16	5.3	9	0	8	9	75	8.3	17	1
Jacksonville	1	0	0	0	0	0	1	0	0	0	0	0
Tennessee	1	1	8	8.0	8	0	3	2	16	8.0	8	0
AFC South	4	6	40	6.7	9	0	13	13	107	8.2	17	1
Denver	-	-	-	-	-	-	3	5	39	7.8	12	1
Kansas City	-	-	-	-	-	-	1	4	28	7.0	9	1
Oakland	-	-	-	-	-	-	3	1	11	11.0	11	0
San Diego	1	0	0	0	0	0	4	4	24	6.0	9	0
AFC West	1	0	0	0	0	0	11	14	102	7.3	12	2
AFC Total	10	13	109	8.4	17	0	53	62	479	7.7	25	4
Dallas	1	1	25	25.0	25	0	2	3	32	10.7	25	0
N.Y. Giants	1	2	32	16.0	25	0	1	2	32	16.0	25	0
Philadelphia	1	0	0	0	0	0	1	0	0	0	0	0
Washington	1	0	0	0	0	0	2	10	68	6.8	18	0
NFC East	4	3	57	19.0	25	0	6	15	132	8.8	25	0
Chicago	-	-	-	-	-	-	1	5	27	5.4	11	0
Detroit	-	-	-	-	-	-	2	6	45	7.5	19	0
Green Bay	-	-	-	-	-	-	2	4	20	5.0	8	0
Minnesota	-	-	-	-	-	-	2	2	15	7.5	13	0
NFC Central	-	-	-	-	-	-	7	17	107	6.3	19	0
Atlanta	-	-	-	-	-	-	-	-	-	-	-	-
Carolina	-	-	-	-	-	-	1	2	13	6.5	8	1
New Orleans	-	-	-	-	-	-	-	-	-	-	-	-
Tampa Bay	-	-	-	-	-	-	1	2	21	10.5	13	0
NFC South	-	-	-	-	-	-	2	4	34	8.5	13	1
Arizona	-	-	-	-	-	-	1	2	12	6.0	7	0
St. Louis	-	-	-	-	-	-	-	-	-	-	-	-
San Francisco	-	-	-	-	-	-	1	0	0	0.0	0	0
Seattle	-	-	-	-	-	-	2	3	21	7.0	15	0
NFC West	-	-	-	-	-	-	4	5	33	6.6	15	0
NFC Total	4	3	57	19.0	25	0	19	41	306	7.5	25	1
Home	7	8	75	9.4	17	0	34	48	338	7.0	25	1
Road	7	8	91	11.4	25	0	38	55	447	8.1	25	4
1st Down	14	7	48	6.9	9	0	72	54	380	7.0	25	2
2nd Down	14	8	93	11.6	25	0	72	43	335	7.8	25	2
3rd Down	14	1	25	25.0	25	0	72	6	70	11.7	25	1
4th Down	14	0	0	0.0	0	0	72	0	0	0.0	0	0
1st Half	14	8	103	12.9	25	0	72	47	401	8.5	25	2
2nd Half	14	7	46	6.6	9	0	72	54	360	6.7	18	3
Overtime	1	1	17	17.0	17	0	3	2	24	12.0	17	0
Grass	11	11	92	8.4	17	0	55	81	568	7.0	25	4
Turf	3	5	74	14.8	25	0	17	22	217	9.9	25	1
Aug./Sept.	3	4	33	8.3	9	0	16	24	181	7.5	19	3
October	3	2	32	16.0	25	0	14	19	173	9.1	25	0
November	5	8	92	11.5	25	0	21	31	204	6.6	25	2
Dec./Jan.	3	2	9	4.5	7	0	21	29	227	7.8	18	0
Games 1-8	7	9	81	9.0	25	0	35	52	412	7.9	25	4
Games 9-16	7	7	85	12.1	25	0	37	51	373	7.3	25	1
Wins	9	8	117	14.6	25	0	43	55	431	7.8	25	3
Losses	5	8	49	6.1	9	0	29	48	354	7.4	25	2
Ties	-	-	-	-	-	-	-	-	-	-	-	-

Donald Lee

85 TIGHT END

Height/Weight6-3, 255
Born8/31/80
College....Mississippi State '03
AcquiredD5a, 2003
Signed Through2006
NFLSecond Season
DolphinsSecond Season



PRO CAREER

2003 – Appeared in all 16 games in his rookie season, including five starts . . . Was one of only two tight ends on the Dolphins' 53-man roster for a majority of the season . . . Finished the year with seven receptions for 110 yards and a touchdown . . . Started on opening day, vs. Houston (9/7), as part of a two tight end set . . . Came up with the first reception of his career in that game, a five-yard grab from Jay Fiedler . . . Each of his five starts on the year came as part of a two tight end formation . . . Accounted for the two longest receptions of his rookie season with catches of 25 and 23 yards, both from Brian Griese, vs. Indianapolis (11/2) . . . First NFL touchdown catch occurred the following week when he snared a 21-yard pass from Sage Rosenfels at Tennessee (11/9) . . . First of two fifth-round draft choices (156th overall) by Miami in 2003.

FINS FACT

Donald overcame a reading disability to earn Southeastern Conference Academic Honor Roll recognition in his sophomore season, before going on to earn his degree in physical education from Mississippi State. "It shows you can do anything if you put your mind to it," Donald says. "It comes from a lot of hard work and determination. You set goals that you can reach. I used to write down all the goals I had and was able to reach them little by little."

COLLEGE

Was a four-year letterman for the Bulldogs (1999-2002), who started each of his final three seasons . . . Opened 30 of the 45 games in which he appeared . . . Finished his collegiate career with 61 receptions for 611 yards and three touchdowns . . . Was used primarily as a blocker . . . Played in all 11 games, starting three of them, as a true freshman in 1999 . . . That year, hauled in a five-yard TD catch in Mississippi State's 23-20 victory over Ole Miss . . . Earned degree in physical education.

PERSONAL

Single . . . Attended Maben (Miss.) High School, where he lettered in both football and track . . . Spent the first three years of his prep career as a tight end and linebacker before being moved to tailback for his senior season . . . Led the state Class A ranks with 54 receptions for 1,447 yards and 11 touchdowns as a junior . . . Growing up, was a fan of the Denver Broncos and tight end Shannon Sharpe . . . Lists "Joe Dirt" as favorite movie, "Cosby" as favorite television show and "Sun Up" as favorite book . . . Full name is Donald Tywon Lee, born August 31, 1980 in Maben, Miss.

DONALD LEE'S NFL REGULAR SEASON STATISTICS

YEAR	TEAM	G-S	RECEIVING					RUSHING			
			NO.	YDS.	AVG.	LG	TD	ATT.	YDS.	LG	TD
2003	Miami	16-5	7	110	15.7	25	1	0	0	-	0

SINGLE-GAME HIGHS

Most Receptions:	2	vs. Indianapolis, 11/2/03
	2	at Tennessee, 11/9/03
	2	vs. N.Y. Jets, 12/28/03
Most Receiving Yards:	48	vs. Indianapolis, 11/2/03
	30	vs. N.Y. Jets, 12/28/03
	27	at Tennessee, 11/9/03
Longest Receptions:	25	vs. Indianapolis, 11/2/03
	23	vs. Indianapolis, 11/2/03
	21t	at Tennessee, 11/9/03

2003 GAME-BY-GAME STATISTICS

DATE	OPPONENT	P/S	RECEIVING					RUSHING				W/L	SCORE
			NO.	YDS.	LG	TD		ATT.	YDS.	LG	TD		
9/7	HOUSTON	S	1	5	5	0		0	0	0	0	L	20-21
9/14	at N.Y. Jets	P	0	0	0	0		0	0	0	0	W	21-10
9/21	BUFFALO	P	0	0	0	0		0	0	0	0	W	17-7
10/5	at N.Y. Giants	P	0	0	0	0		0	0	0	0	W	23-10
10/12	at Jacksonville	P	0	0	0	0		0	0	0	0	W	24-10
10/19	NEW ENGLAND	P	0	0	0	0		0	0	0	0	L	13-19*
10/27	at San Diego	S	0	0	0	0		0	0	0	0	W	26-10
11/2	INDIANAPOLIS	S	2	48	25	0		0	0	0	0	L	17-23
11/9	at Tennessee	S	2	27	21t	1		0	0	0	0	L	7-31
11/16	BALTIMORE	P	0	0	0	0		0	0	0	0	W	9-6*
11/23	WASHINGTON	S	0	0	0	0		0	0	0	0	W	24-23
11/27	at Dallas	P	0	0	0	0		0	0	0	0	W	40-21
12/7	at New England	P	0	0	0	0		0	0	0	0	L	0-12
12/15	PHILADELPHIA	P	0	0	0	0		0	0	0	0	L	27-34
12/21	at Buffalo	P	0	0	0	0		0	0	0	0	W	20-3
12/28	N.Y. JETS	P	2	30	20	0		0	0	0	0	W	23-21
2003	TOTALS	16-5	7	110	25	1		0	0	0	0		10-6

* - overtime

DONALD LEE'S RECEIVING BREAKDOWN

	2003							CAREER						
	G	NO	YDS	AVG	LG	TD		G	NO	YDS	AVG	LG	TD	
Buffalo	2	0	0	0	0	0		2	0	0	0	0	0	0
Miami	-	-	-	-	-	-		-	-	-	-	-	-	-
New England	2	0	0	0	0	0		2	0	0	0	0	0	0
N.Y. Jets	2	2	30	15.0	20	0		2	2	30	15.0	20	0	0
AFC East	6	2	30	15.0	20	0		6	2	30	15.0	20	0	0
Baltimore	1	0	0	0	0	0		1	0	0	0	0	0	0
Cincinnati	-	-	-	-	-	-		-	-	-	-	-	-	-
Cleveland	-	-	-	-	-	-		-	-	-	-	-	-	-
Pittsburgh	-	-	-	-	-	-		-	-	-	-	-	-	-
AFC Central	1	0	0	0	0	0		1	0	0	0	0	0	0
Houston	1	1	5	5.0	5	0		1	1	5	5.0	5	0	0
Indianapolis	1	2	48	24.0	25	0		1	2	48	24.0	25	0	0
Jacksonville	1	0	0	0	0	0		1	0	0	0	0	0	0
Tennessee	1	2	27	13.5	21	1		1	2	27	13.5	21	1	1
AFC South	4	5	80	16.0	25	1		4	5	80	16.0	25	1	1

DONALD LEE'S RECEIVING BREAKDOWN

	2003						CAREER					
	G	NO	YDS	AVG	LG	TD	G	NO	YDS	AVG	LG	TD
Denver	-	-	-	-	-	-	-	-	-	-	-	-
Kansas City	-	-	-	-	-	-	-	-	-	-	-	-
Oakland	-	-	-	-	-	-	-	-	-	-	-	-
San Diego	1	0	0	0	0	0	1	0	0	0	0	0
AFC West	1	0	0	0	0	0	1	0	0	0	0	0
AFC Total	12	7	110	15.7	25	1	12	7	110	15.7	25	1
Dallas	1	0	0	0	0	0	1	0	0	0	0	0
N.Y. Giants	1	0	0	0	0	0	1	0	0	0	0	0
Philadelphia	1	0	0	0	0	0	1	0	0	0	0	0
Washington	1	0	0	0	0	0	1	0	0	0	0	0
NFC East	4	0	0	0	0	0	4	0	0	0	0	0
Chicago	-	-	-	-	-	-	-	-	-	-	-	-
Detroit	-	-	-	-	-	-	-	-	-	-	-	-
Green Bay	-	-	-	-	-	-	-	-	-	-	-	-
Minnesota	-	-	-	-	-	-	-	-	-	-	-	-
NFC Central	-	-	-	-	-	-	-	-	-	-	-	-
Atlanta	-	-	-	-	-	-	-	-	-	-	-	-
Carolina	-	-	-	-	-	-	-	-	-	-	-	-
New Orleans	-	-	-	-	-	-	-	-	-	-	-	-
Tampa Bay	-	-	-	-	-	-	-	-	-	-	-	-
NFC South	-	-	-	-	-	-	-	-	-	-	-	-
Arizona	-	-	-	-	-	-	-	-	-	-	-	-
St. Louis	-	-	-	-	-	-	-	-	-	-	-	-
San Francisco	-	-	-	-	-	-	-	-	-	-	-	-
Seattle	-	-	-	-	-	-	-	-	-	-	-	-
NFC West	-	-	-	-	-	-	-	-	-	-	-	-
NFC Total	4	0	0	0	0	0	4	0	0	0	0	0
Home	8	5	83	16.6	25	0	8	5	83	16.6	25	0
Road	8	2	27	13.5	21	1	8	2	27	13.5	21	1
1st Down	16	4	89	22.3	25	1	16	4	89	22.3	25	1
2nd Down	16	2	11	5.5	6	0	16	2	11	5.5	6	0
3rd Down	16	1	10	10.0	10	0	16	1	10	10.0	10	0
4th Down	16	0	0	0	0	0	16	0	0	0	0	0
1st Half	16	2	15	7.5	10	0	16	2	15	7.5	10	0
2nd Half	16	5	95	19.0	25	1	16	5	95	19.0	25	1
Overtime	2	0	0	0	0	0	2	0	0	0	0	0
Grass	12	7	110	15.7	25	1	12	7	110	15.7	25	1
Turf	4	0	0	0	0	0	4	0	0	0	0	0
Aug./Sept.	3	1	5	5	5	0	3	1	5	5	5	0
October	4	0	0	0	0	0	4	0	0	0	0	0
November	5	4	75	18.8	25	1	5	4	75	18.8	25	1
Dec./Jan.	4	2	30	15.0	20	0	4	2	30	15.0	20	0
Games 1-8	8	3	53	17.7	25	0	8	3	53	17.7	25	0
Games 9-16	8	4	57	14.3	21	1	8	4	57	14.3	21	1
Wins	10	2	30	15.0	20	0	10	2	30	15.0	20	0
Losses	6	5	80	16.0	25	1	6	5	80	16.0	25	1
Ties	-	-	-	-	-	-	-	-	-	-	-	-

DOLPHINS RECORD IN BLACKOUT GAMES

In 2003, the local TV blackout was lifted for each of the Dolphins' 16 regular season games, the second straight year in which this has occurred and the only two times this happened since 1973, when the local TV blackout first could be lifted provided that a game is sold out 72 hours in advance of kickoff. During this span, Miami is 151-124 (.549) in games where the game is locally televised. The Dolphins are 89-36 (.712) when a home game has been televised in the Miami area. When a road game has been televised in the city of the opposing team, Miami is 62-88 (.413).

Sam Madison

29 CORNERBACK

Height/Weight5-11, 185
Born4/23/74
College.....Louisville '97
AcquiredD2, 1997
Signed Through2007
NFLEighth Season
DolphinsEighth Season



PRO CAREER

CAREER PRO BOWL SELECTIONS: 4 (1999, 2000, 2001, 2002).

2003 — Started all 16 games at right cornerback . . . Posted 55 tackles (50 solo), three interceptions for 82 yards in returns and one touchdown, two fumble recoveries and 14 passes defended, which were second-most on the team . . . Had his best game of the season in 24-10 win at Jacksonville (10/12) when he recorded the sixth multiple interception game of his career as he picked off a pair of a Byron Leftwich passes for 46 yards in returns . . . Had a fumble recovery in that game, which came when Sammy Knight forced the ball loose from Fred Taylor on the game's third play from scrimmage and Madison recovered at the Jaguars' 41, leading to a Ricky Williams touchdown run six plays afterward . . . Accounted for his first interception of the season later in the opening half after the Jaguars were at midfield . . . With the Dolphins leading 17-10 and the Jaguars at their own 16 with 1:28 to play, Madison snared another Leftwich pass and returned it 29 yards to put the game out of reach . . . It marked the second interception return for a touchdown in his career, with the first coming on December 5, 1999 against Indianapolis when he picked off a Peyton Manning pass and returned it 21 yards for a score . . . That total is tied with 11 other players for the fourth-most interception returns for touchdowns in Dolphins history, trailing only Zach Thomas (4), Dick Anderson (3) and Terrell Buckley (3) . . . Overall, his interception return in the Jaguars game marked the third touchdown of his career, having had a 20-yard fumble return for a score on October 8, 2000 against Buffalo . . . Also had seven tackles and four passes defended in the Jaguars contest . . . Played in the 100th regular season game of his NFL career at Tennessee (11/9) . . . Had a 36-yard interception return of an Anthony Wright pass which led to a field goal in a 9-6 overtime win over Baltimore (11/16) . . . It was the 29th interception of his career, tying him with Glenn Blackwood for third on the Dolphins' all-time list . . .

CAREER INTERCEPTIONS: Madison has had six multiple-interception games in his career, with the last coming on October 12, 2003 at Jacksonville when he picked off a pair of Byron Leftwich passes . . . He also has had a pair of interceptions on September 20, 1998 against Pittsburgh, November 23, 1998 at New England, September 19, 1999 against Arizona and September 3, 2000 against Seattle . . . He had a career-high three interceptions on November 7, 1999 against Tennessee . . . His career total of 29 interceptions is tied for third on the Dolphins' all-time chart:

FINIS FACT

In 2000, Sam formed his own charitable organization called "Madison Avenue for Kids", whose primary goal is to motivate and inspire at-risk youths and their families.

MIAMI DOLPHINS ALL-TIME INTERCEPTION LEADERS

PLAYER	YEARS	INTs	PLAYER	YEARS	INTs
1. Jake Scott	1970-75	35	6. William Judson	1982-89	24
2. Dick Anderson	1968-77	34	Louis Oliver	1989-93,	24
3. SAM MADISON	1997-03	29		1995-96	
Glenn Blackwood	1979-87	29	9. Gerald Small	1978-83	23
5. Patrick Surtain	1998-03	25	10. Curtis Johnson	1970-78	22
6. Terrell Buckley	1995-99, 2003	24	Tim Foley	1970-80	22

Since Madison became a starter in 1998, he has recorded 28 interceptions . . . This total is tied for the third-most in the NFL during this span.

MOST INTERCEPTIONS IN THE NFL OVER THE LAST SIX SEASONS

(1998-03)

PLAYER	TEAM(S)	1998	1999	2000	2001	2002	2003	6-YEAR TOTALS
1. Darren Sharper	Green Bay	0	3	9	6	7	5	30
Rod Woodson	S.F., Balt., Oakland	6	7	4	3	8	2	30
3. SAM MADISON	MIAMI	8	7	5	2	3	3	28
4. Terrell Buckley	Mia., Den., N.E., Mia.	8	3	6	3	4	2	26
Sammy Knight	N.O., Miami	6	1	5	6	5	3	26
Donnie Abraham	T.B., N.Y. Jets	1	7	7	6	4	1	26
Ty Law	New England	9	2	2	3	4	6	26

RETURNS FOR TOUCHDOWNS: With two interception returns for touchdowns in his career, including one each in 1999 and 2003, Madison ranks tied for fourth for the most interception returns for touchdowns in Dolphins history:

MOST INTERCEPTION RETURNS FOR TDs IN DOLPHINS HISTORY

PLAYER	YEARS	INTs	PLAYER	YEARS	INTs
1. Zach Thomas	1996-03	4	Don McNeal	1980-89	2
2. Dick Anderson	1968-77	3	William Judson	1982-89	2
Terrell Buckley	1995-99, '03	3	Louis Oliver	1989-93	2
4. Dick Westmoreland	1966-69	2		95-96	
Jimmy Warren	1966-67	2	Troy Vincent	1992-95	2
Bill Stanfill	1969-76	2	SAM MADISON	1997-03	2
Lloyd Mumphord	1969-74	2	Patrick Surtain	1998-03	2
Mike Kozlowski	1979-86	2			

2002 – Started all 16 games at right cornerback . . . Registered 31 tackles (27 solo), three interceptions for 15 yards and a team-high 14 passes defended . . . Along with DE Jason Taylor and LB Zach Thomas, served as a tri-captain on defense . . . First interception of the year came vs. New England (10/6) when he picked off a Tom Brady pass . . . Also defended two passes in the Dolphins' 26-13 win over the Patriots . . . Posted a season-high five tackles, while also picking off a Brian Griese pass and returning it 15 yards, in a 24-22 win at Denver (10/13) . . . The interception occurred on the first series of the fourth quarter, and Madison brought it back to the Dolphins' 48, setting up a Ricky Williams two-yard TD run six plays later, giving the Dolphins a 14-12 lead . . . The interception also was his 25th as a Dolphin, moving him ahead of Louis Oliver and William Judson into sole possession of fourth place on the Dolphins' career list . . . It also was one of a season-high five passes defended for Madison on the night, as he was awarded a defensive game ball . . . Collected four tackles and intercepted a Daunte Culpepper pass at Minnesota (12/21) . . .

PRO BOWL: Was an alternate for the AFC Pro Bowl squad, and made the team after teammate Patrick Surtain could not play because of a knee injury . . . One of seven Dolphins selected, the most by a Dolphins team since the 2000 season when they had seven representatives as well . . . For Madison, it was his fourth straight trip to the Pro Bowl . . . Along with LB Zach Thomas, they became the first Dolphins selected to four straight Pro Bowl squads since T. Richmond Webb earned the honor seven times in a row, from 1990-96 . . .

They became the first Dolphin defenders chosen to the Pro Bowl four consecutive times since LB John Offerdahl was voted five straight seasons (1986-90) . . . Recorded one of six interceptions on the day for the AFC as they came away with a 45-20 victory.

2001 – Started all 13 games in which he played at right cornerback . . . Was inactive for three contests . . . Along with Zach Thomas, served as a co-captain on defense . . . Finished the year with 30 total tackles (23 solo), two interceptions and 13 passes defended . . . Part of the No. 1 ranked pass defense in the NFL in 2001, one which yielded an average of only 176.8 yards a contest . . . Registered a season-high six tackles in opener at Tennessee (9/9), when he also came up with an interception . . . It marked the fourth interception of his career off Titans QB Steve McNair, his most off any quarterback, just ahead of Drew Bledsoe (3) and Peyton Manning (3) . . . Second interception of the year came in the second quarter at Indianapolis (11/11) when he picked off a Manning pass at the Dolphins' 3 after the Colts had a first-and-10 from the Dolphins' 41 . . . Sustained a right shoulder A/C joint separation on the play and was forced permanently from the game . . . Was inactive for each of the next three weeks with the injury . . . The first game that he missed was vs. N.Y. Jets (11/18), ending a string of 57 straight contests in which Madison had started and played . . . Prior to the Jets game, the last time Madison sat out was on December 14, 1997 at Indianapolis due to a right ankle injury . . . Started First-Round Playoff game vs. Baltimore (1/13/02) . . . Was credited with one tackle . . .

POSTSEASON HONORS: For the third consecutive year, was named as a starter to the AFC Pro Bowl squad . . . He did not play in the game, however, because of a shoulder injury . . . Also was a second-team Associated Press All-Pro selection and a Pro Football Weekly All-AFC pick . . . Along with LB Zach Thomas, who was also chosen to his third straight Pro Bowl in 2001, they were the first Dolphins to be voted three years in-a-row or more since T. Richmond Webb earned the honor seven consecutive times (1990-96) . . . Madison and Thomas became the first Dolphin defenders to be chosen three or more straight times since LB John Offerdahl (1986-90) . . . Madison was the first Dolphin to be selected as a starter three or more straight times since Webb (1992-95), while he was the first Dolphin defender to earn such an honor since Offerdahl (1988-90).

2000 – Signed a seven-year contract extension through the 2007 season on June 21, 2000 . . . Started all 16 regular season games at right cornerback . . . Finished the year with 40 total tackles (38 solo) . . . Came up with five interceptions, 16 passes defended, two fumble recoveries and three forced fumbles . . . Scored one touchdown on the year via a fumble return . . . Key part of a defensive unit which ranked third in the AFC and fifth in the NFL in pass defense, allowing an average of only 181.3 passing yards a game . . . Also part of a defense that amassed an NFL-high 28 interceptions, tied for the fourth-highest single-season total in team history . . . Underwent surgery following the season, on February 13, 2001 . . . Had surgery to remove bone spurs from his right ankle . . . The surgery was performed by Dr. Robert Mills at Holy Cross Hospital in Fort Lauderdale . . .

INTERCEPTIONS: Five interceptions tied for second on the team, along with Brock Marion and Patrick Surtain, and tied for ninth in the AFC . . . Along with Brian Walker's seven interceptions, it marked the first time since 1981 that an NFL team had at least four players record five or more interceptions in the same season . . . That year, the feat was accomplished by Tampa Bay's Cedric Brown (nine), Mike Washington (six), Neal Colzie (six) and Cecil Johnson (five) . . . It was the first time in Dolphins history that this has occurred . . . Madison had one game with two interceptions in 2000 . . .

POSTSEASON HONORS: For the second consecutive year, was named as a starter to the AFC Pro Bowl squad . . . Joined six other Dolphins in the game, marking Miami's most representatives since they also had seven following the 1984 season . . . In addition, Madison was a first-team All-Pro choice by the Associated Press, Pro Football Weekly, The Sporting News, Football Digest and USA Today . . . Was a second-team All-Pro pick by College & Pro Football Newsweekly . . . Also was selected to the "All-Iron" team, as chosen by CBS analyst Phil Simms . . . Was the recipient of the Dolphins Jasper MVP by the Florida Sports Awards . . .

GAME HIGHLIGHTS: In season-opener vs. Seattle (9/3) came up with two interceptions as the Dolphins held the Seahawks to 72 net passing yards in a 23-0 victory . . . Returned one of the interceptions 34 yards, the third-longest return of his career . . . It marked the fifth multiple-interception game of his career . . . Recorded a season-high five tackles at Minnesota (9/10) when he also defended a pass and forced a fumble . . . Had three tackles, a pass defended and a fumble recovery vs. Buffalo (10/8) . . . Scooped up a Sammy Morris fumble and raced 20 yards into the end zone to give the Dolphins a 22-13 lead with 4:45 to play in the game . . . Notched interceptions in games at N.Y. Jets (10/23), at San Diego (11/12) and at Buffalo (12/3) . . . Had three tackles, a pass defended and a forced fumble at Detroit (11/5) . . . Forced fumble occurred when he stripped Lions RB Larry Foster of the ball at the Dolphins'

3, the ball rolled into the end zone and Dolphins CB Patrick Surtain recovered . . . Recorded four tackles, a fumble recovery and a forced fumble vs. Indianapolis (12/17) . . . Started both playoff games following the 2000 season at right cornerback . . . Was credited with eight tackles (6 solo) and a pass defended.

1999 — Started all 16 regular season games at right cornerback . . . Finished with 52 total tackles (43 solo) and a team-high seven interceptions for 164 yards, including a touchdown . . . Also tied for the team lead with 15 passes defended . . . Tackle total tied for ninth on the team . . . In a vote of his teammates, was voted as permanent co-captain on defense, along with linebacker Zach Thomas . . . Underwent arthroscopic surgery following the season, on February 10, 2000 to remove loose bodies from his left knee . . . The surgery was performed by Dr. Dan Kanell at Holy Cross Hospital in Ft. Lauderdale . . .

INTERCEPTIONS: Tied for the NFL-lead in interceptions, along with Baltimore's Rod Woodson, Kansas City's James Hasty, Tampa Bay's Donnie Abraham and Philadelphia's Troy Vincent . . . Became the third Dolphin to lead or share the league lead in interceptions . . . Dick Westmoreland had an AFL-high ten in 1967 and Dick Anderson led the NFL with eight in 1973 . . . His seven interceptions are tied for the ninth-highest total by a Dolphin in a season, and he now owns two of the nine highest single-season interception totals in club history . . . Had two games of two or more interceptions in 1999 with three vs. Tennessee (11/7) and two vs. Arizona (9/19) . . . From 1998-99, Madison totaled 15 interceptions, the most by a Dolphin in consecutive seasons, surpassing the previous best of 14, achieved by both Dick Westmoreland (four in 1966, 10 in 1967) and Jake Scott (eight in 1974, six in 1975) . . .

POSTSEASON HONORS: Was selected as a starter to the AFC Pro Bowl squad, joining kicker Olindo Mare and linebacker Zach Thomas on the team . . . The three representatives marked Miami's most since the 1995 season when they had four selections . . . It was the first Pro Bowl of Madison's career . . . Overall, he became the fourth Dolphins defensive back to be named, joining Dick Anderson (1972-74), Jake Scott (1971-75), and Tim Foley (1979), and the first cornerback . . . In addition, Madison was a first-team All-Pro selection by the Associated Press, USA Today, Sports Illustrated, The Sporting News, Pro Football Weekly and Football Digest . . . He also was chosen as the NFL Alumni Association's Defensive Back of the Year . . . In a vote of the South Florida media and the fans, Madison was chosen as the team's Dan Marino MVP award winner for 1999 as well . . .

PLAYER OF THE WEEK: Was named AFC Defensive Player of the Week three times in 1999 . . . He was cited for his performances in wins vs. Arizona (9/19), at New England (10/17) and vs. Tennessee (11/7) . . . They were the first three AFC weekly honors of his NFL career . . . Since this award was first given out by the NFL in 1984, Madison was just the second player to win it three times in the same season, joining Cincinnati safety David Fulcher, who came away with the award three times in 1989 . . .

GAME HIGHLIGHTS: Had three tackles and two interceptions that he returned a total of 29 yards (15 and 14 yards) vs. Arizona (9/19) . . . It marked the third multiple-interception game of his career . . . Was named AFC Defensive Player of the Week his performance, the first such honor of his career . . . Was credited with four tackles at New England (10/17) when he held Patriots wide receiver Terry Glenn without a reception . . . That effort earned Madison his second AFC Defensive Player of the Week Award of the season . . . Had three tackles and three interceptions that he returned a total of 101 yards, including a career-long return of 42 yards, in 17-0 victory vs. Tennessee (11/7) . . . It was the fourth multiple-interception game of his career and marked a new career-high, earning him his third AFC Defensive Player of the Week award of the year . . . His three interceptions tied for the second-most in a game in Dolphins history, a figure achieved seven previous times in the regular season, most recently by Louis Oliver on October 4, 1992 at Buffalo, and eight times overall, including playoffs . . . The three interceptions are surpassed only by the team-record of four, set by Dick Anderson on December 3, 1973 against Pittsburgh . . . Madison's 101 return yards currently is the fourth-highest single-game total in club history and the most since Oliver amassed a club-record 170 yards in that Bills contest in 1992 . . . Had a season-high eight tackles with an interception and two passes defended vs. New England (11/21) . . . Had three tackles and an interception that he returned 21 yards for a touchdown vs. Indianapolis (12/5) . . . It was the first touchdown of Madison's career and it was the 16th interception of his career, tying him with J.B. Brown for 11th on the Dolphins' all-time list . . . Started both playoff games following the 1999 season at right cornerback . . . Recorded seven tackles and two passes defended.

1998 — Emerged as one of the best young cornerbacks in the NFL in his first season as a starter . . . Opened all 16 regular season games and both playoff contests at right cornerback . . . Finished the regular season ranked fourth on the team with 59 total tackles . . . Led club

with 23 passes defended . . . Tied for team lead, along with Terrell Buckley, and tied for second in the AFC and in the NFL with eight interceptions . . . Also notched one sack during the course of the year . . .

INTERCEPTIONS: Picked off eight passes in 1998 (114 yards in returns), seven more than his total from his rookie season of 1997 . . . Eight interceptions also tied for the second-highest single-season total in franchise history, along with Terrell Buckley, trailing only Dick Westmoreland, who picked off ten passes in 1967:

DOLPHINS SINGLE-SEASON INTERCEPTION LEADERS

YEAR	PLAYER	INTs	YEAR	PLAYER	INTs
1. 1967	Dick Westmoreland	10	1998	SAM MADISON	8
2. 1966	Willie West	8	1998	Terrell Buckley	8
1968	Dick Anderson	8	9. 1971	Jake Scott	7
1970	Dick Anderson	8	1980	Gerald Small	7
1973	Dick Anderson	8	1999	SAM MADISON	7
1974	Jake Scott	8	2000	Brian Walker	7

In addition, along with Terrell Buckley's eight interceptions, the pair combined for 16 interceptions on the year, the highest figure by a tandem from the same team in the NFL in 1998 and also tied for the tenth highest in the NFL since the 1970 NFL-AFL merger:

TOP NFL INTERCEPTION TANDEM (SINCE 1970)

TEAM	YEAR	PLAYER	INTS	PLAYER	INTS	TOTAL
1. Dallas	1981	Everson Walls	11	Dennis Thurman	9	20
2. Los Angeles	1976	Monte Jackson	10	Rod Perry	8	18
Houston	1979	Mike Reinfeldt	12	J.C. Wilson	6	18
Seattle	1984	Kenny Easley	10	Dave Brown	8	18
5. Philadelphia	1971	Bill Bradley	11	Leroy Keyes	6	17
Baltimore	1977	Lyle Blackwood	10	Stan White	7	17
Kansas City	1980	Gary Barbaro	10	Eric Harris	7	17
St. Louis	1997	Ryan McNeil	9	Keith Lyle	8	17
Minnesota	2003	Brian Russell	9	Corey Chavous	8	17
10. MIAMI	1998	SAM MADISON	8	TERRELL BUCKLEY	8	16
Detroit	1970	Dick LeBeau	9	Lem Barney	7	16
Kansas City	1974	Emmitt Thomas	12	Kerry Reardon	4	16
Minnesota	1975	Paul Krause	10	Bobby Bryant	6	16
Buffalo	1977	Tony Greene	9	Mario Clark	7	16
Cleveland	1978	Thom Darden	10	Oliver Davis	6	16
Oakland	1980	Lester Hayes	13	Mike Davis	3	16
San Fran.	1981	Dwight Hicks	9	Ronnie Lott	7	16
Green Bay	1984	Tom Flynn	9	Tim Lewis	7	16
San Fran.	1986	Ronnie Lott	10	Tim McKyer	6	16
Chicago	1990	Mark Carrier	10	Lemuel Stinson	6	16
Tampa Bay	2001	Ronde Barber	10	Donnie Abraham	6	16

Buckley and Madison's combined interception total also is the highest figure in Dolphins history:

MOST INTERCEPTIONS BY A DOLPHINS TANDEM IN A SEASON

YEAR	PLAYER	INTs	PLAYER	INTs	TOTAL
1. 1998	SAM MADISON	8	TERRELL BUCKLEY	8	16
2. 1967	Dick Westmoreland	10	Jimmy Warren	4	14
3. 1966	Willie West	8	Jimmy Warren	5	13
1970	Dick Anderson	8	Lloyd Mumphord	5	13
			Jake Scott	5	13

Madison and Buckley, along with Arizona's Kwamie Lassiter, finished the season tied for second in the NFL in interceptions in 1998:

NFL INTERCEPTION LEADERS IN 1998

PLAYER	TEAM	INTs	YARDS	AVG.	LG	TD
1. Ty Law	New England	9	133	14.8	59t	1
2. SAM MADISON	MIAMI	8	114	14.3	35	0
Terrell Buckley	Miami	8	157	19.8	61	1
Kwamie Lassiter	Arizona	8	80	10.0	29	0
5. Ray Buchanan	Atlanta	7	102	14.6	34	0
Jimmy Hitchcock	Minnesota	7	242	34.6	79t	3
Shawn Springs	Seattle	7	142	20.3	56t	2

GAME HIGHLIGHTS: In 21-0 shutout win vs. Pittsburgh (9/20), recorded two tackles and five passes defended, including two interceptions for 21 yards, marking the first multiple-interception game of his career . . . Was awarded a defensive game ball for his performance in the Steelers game . . . Notched two tackles and two passes defended, including an interception, vs. Indianapolis (11/8), and earned a game ball . . . Recorded seven tackles and two interceptions in Monday night game at New England (11/23), when he returned a pair of Drew Bledsoe passes a total of 58 yards, including a long return of 31 . . . Received a game ball vs. New Orleans (11/29) when he tallied three tackles and an interception . . . Had three tackles, a sack and three passes defended, including an interception, at Oakland (12/6) . . . The sack, a 6-yard loss of Raiders QB Donald Hollas, was the first of his career . . . Was awarded a defensive game ball in the Raiders contest . . . Posted eight tackles and three passes defended, including an interception of a John Elway pass that he returned a season-long 35 yards, in Monday night win over Denver (12/21) . . . Started both playoff games following the 1998 season at right cornerback . . . Finished third on the team with ten total tackles . . . Tied for first with two passes defended . . . Registered six tackles in First-Round win vs. Buffalo (1/2/99) . . .

POSTSEASON HONORS: Following the 1998 season, was named a first-team All-Pro pick by Sports Illustrated, a second-team Associated Press All-Pro, a first-team All-AFC selection by Football News, and a second-team All-Pro choice by Football Digest.

1997 – Played in 14 games with three starts in his rookie season . . . Finished with 20 tackles (16 solo), an interception, four passes defended and a forced fumble . . . Added one stop on special teams . . . Missed two games during the preseason schedule . . . Underwent arthroscopic surgery on July 30 for the removal of a loose body from his left ankle that was causing irritation and discomfort . . . Surgery was performed at HealthSouth Doctors' Hospital in Coral Gables by Dr. John Uribe and Dr. Dan Kanell . . . Made his initial NFL start, at right cornerback, at New England (11/23) . . . Also started the following week at Oakland (11/30), and came up with two tackles and two passes defended, including the first interception of his career, returning a Jeff George pass 21 yards . . . Played sparingly in a reserve role vs. Detroit (12/7) due to right ankle injury . . . Did not play the following week at Indianapolis (12/14) due to soreness in the ankle . . . Returned to starting lineup at right cornerback for season finale vs. New England (12/22), and tallied a season-high six tackles, which led the team that night . . . Also forced a fumble in the game . . . Opened at right cornerback in First-Round Playoff game at New England (12/28) and posted three tackles and a pass defended . . . Second-round draft choice (44th overall) by Miami in 1997.

COLLEGE

Was a four-year letterman (1993-96) and three-year starter for the Cardinals . . . Set Louisville career records for interceptions (16) and passes defended (44) . . . Named a second-team All-America and first-team All-Conference USA pick as a senior . . . Finished with 52 tackles, two sacks, six interceptions (including one for a TD) and 16 passes defended . . . Added three receptions for 143 yards and a touchdown, and returned two kickoffs for 42 yards . . . Had a 41-yard interception return for a touchdown against Kentucky his senior season . . . Had a 51-yard scoring reception against Michigan State that year as well . . . Was a third-team All-America selection his junior season . . . Registered 65 tackles, two sacks, 13 passes defended and seven interceptions, which ranked fourth in the nation . . . Seven interceptions were one shy of the school record of eight held by Ray Buchanan . . . Started every game as a sophomore and recorded 67 tackles, two forced fumbles, 11 passes defended and an interception . . . Saw action in a reserve role at wide receiver and

cornerback as a redshirt freshman, when he finished with 17 tackles, a fumble recovery, four passes defended and an interception . . . Redshirted as a true freshman . . . Majored in justice administration.

PERSONAL

Sam and his wife, Saskia, have a son, Kellen (6/12/03) . . . Family resides in Ft. Lauderdale . . . Attended Florida A&M High School in Tallahassee, where he played wide receiver and defensive back . . . Also lettered in basketball, baseball and track and field . . . Advanced to the state finals in the triple jump and long jump . . . Lists "Belly" as favorite movie, "Martin" as favorite television show, and Tupac Shakur as favorite recording artist . . . Along with other Dolphins defensive backs, has been part of the "Prudential No Passing Zone" program, which in conjunction with Prudential, has helped 2,400 children from the Broward Boys & Girls Clubs attend Dolphins home games each year . . . Has assisted in building houses in Miami for Habitat for Humanity . . . Each December, Madison hosts 100 children from the Boys & Girls Clubs of Broward County as part of "Sam's Shopping Spree" giving each child a holiday shopping spree of \$150 at The Sports Authority . . . For the past two offseasons, hosted the Sam Madison Celebrity Amputee Golf Classic in Orlando, which raised awareness on the abilities of amputees and benefited the American Diabetes Association and WTH Bliss, Inc. (a motor vehicle accident victim fund) . . . In October, 2001, hosted his first annual "Madison's Gridiron Halloween Party" benefiting the Boys & Girls Clubs of Broward County . . . Was part of a defensive backfield that won the team's Community Service Award for 1999 . . . In 2000, formed his own charitable organization called "Madison Avenue for Kids" . . . Rap star Trick Daddy is wearing Madison's jersey No. 29 on the cover of the performer's recently released album . . . Full name is Samuel A. Madison, Jr., born April 23, 1974 in Monticello, Fla.

SAM MADISON'S NFL REGULAR SEASON STATISTICS

YEAR	TEAM	G-S	TACK.	ASST.	TOTAL	FUM. REC.	FOR. FUM.	INT.	YDS.	LG	TD
1997	Miami	14-3	16	4	20	0	1	1	21	21	0
1998	Miami	16-16	43	16	59	0	0	8	114	35	0
1999	Miami	16-16	43	9	52	0	0	7	164	42	1
2000	Miami	16-16	38	2	40	2	3	5	80	34	0
2001	Miami	13-13	23	7	30	0	0	2	0	0	0
2002	Miami	16-16	27	4	31	0	0	3	15	15	0
2003	Miami	16-16	50	5	55	2	0	3	82	36	1
7-YEAR TOTALS		107-96	240	47	287	4	4	29	476	42	2

SAM MADISON'S NFL PLAYOFF STATISTICS

YEAR	TEAM	G-S	TACK.	ASST.	TOTAL	FUM. REC.	FOR. FUM.	INT.	YDS.	LG	TD
1997	Miami	1-1	1	2	3	0	0	0	0	0	0
1998	Miami	2-2	8	2	10	0	0	0	0	0	0
1999	Miami	2-2	6	1	7	0	0	0	0	0	0
2000	Miami	2-2	6	2	8	0	0	0	0	0	0
2001	Miami	1-1	0	1	1	0	0	0	0	0	0
PLAYOFF TOTALS		8-8	21	8	29	0	0	0	0	0	0

ADDITIONAL STATS

Fumble Returned For Touchdown: 20 yards vs. Buffalo (10/8/00)

Passes Defended: 4 in 1997, 23 in 1998, 15 in 1999, 16 in 2000, 13 in 2001, 14 in 2002, 14 in 2003 for total of 99 (P-6)

Sacks: 1 in 1998

Special Teams Tackles: 1 in 1997

SINGLE-GAME CAREER-HIGHS

Most Interceptions:	3	vs. Tennessee, 11/7/99
	2	vs. Pittsburgh, 9/20/98
	2	at New England, 11/23/98
	2	vs. Arizona, 9/19/99
	2	vs. Seattle, 9/3/00
Most Interception Return Yards:	2	at Jacksonville, 10/12/03
	101	vs. Tennessee, 11/7/99
	58	at New England, 11/23/98
	46	at Jacksonville, 10/12/03
	42	vs. Tennessee, 11/7/99
Longest Interception Returns:	36	vs. Baltimore, 11/16/03
	35	vs. Denver, 12/21/98

Olindo Mare

10 KICKER

Height/Weight5-10, 195
Born6/6/73
College.....Syracuse '96
AcquiredFA, 1997
Signed Through2009
NFLEighth Season
DolphinsEighth Season



PRO CAREER

CAREER PRO BOWL SELECTIONS: 1 (1999)

2003 – Played in all 16 regular season games . . . Connected on 22 of 29 field goals and 33 of 34 PATs for a team-high 99 points, a total that ranked sixth in the AFC . . . Of his 74 kickoffs on the year, 24 went for touchbacks, the highest total in the NFL . . . Dolphins led the NFL as their opponents' average drive start off kickoffs was the 25.0 . . . Hit four field goals of 50 yards or longer, the most of his NFL career and the most-ever by a Dolphin in the regular season . . . Including playoffs, Mare also had four 50+-yard field goals in 1999 while Pete Stoyanovich had four in 1992 . . . Enters the 2004 season having played in 112 consecutive contests, covering all six seasons of his NFL career . . .

GAME HIGHLIGHTS: Hit on all three of his field goals, including a long of 48, as he amassed a season-high 11 points in win at N.Y. Giants (10/5) . . . Notched his first 50+ field goal of the season and the seventh of his career during the regular season with a 51-yarder at Jacksonville (10/12) . . . Accounted for all nine points in the Dolphins' 9-6 overtime win over Baltimore (11/16) . . . His 52-yarder, which was his longest of the season, was the fifth-longest of his career . . . His 43-yarder with 8:48 left in the overtime period provided the margin in the victory . . . It was the eighth fourth-quarter or overtime game-winning kick in his career . . . Lone field goal the following week vs. Washington (11/23) was a 51-yarder as the Dolphins recorded a 24-23 victory . . . It marked just the second time in his career that he posted field goals of 50 yards or longer in consecutive weeks, with the first coming in 1999 (53 yards at New England, 10/17; 54 yards vs. Philadelphia, 10/24) . . . On Thanksgiving Day at Dallas (11/27), had a PAT blocked by Flozell Adams, the fifth missed PAT of his career and his first since October 6 of

FINS FACT

Olindo earned a scholarship to Syracuse after he and his father, Gino, sent out tapes of him kicking the ball on an empty field at light posts.

last year, snapping his string of 50 straight successful PATs . . . Connected on both field goal attempts in Monday night game vs. Philadelphia (12/15) . . . First one, from 27 yards in the second quarter, was the 176th of his career, tying him with Pete Stoyanovich for the most field goals in Dolphins history . . . His 50-yarder, which occurred with 14 seconds remaining in the game, established a new club record . . . Was three of four on field goals in finale vs. N.Y. Jets (12/28) . . . His 22-yarder with three seconds to play in the game was his second fourth quarter or overtime game-winning kick of the season and the ninth of his career . . .

TOUCHBACKS: Mare accumulated 24 touchbacks in 2003, the most in the NFL . . . This is the highest total by an NFL kicker since the advent of the K-Ball in 1999 . . . He now owns two of the five highest single-season touchback figures in the league over the past five seasons:

MOST TOUCHBACKS IN THE NFL SINCE 1999

PLAYER	TEAM	YEAR	TOUCHBACKS
1. OLINDO MARE	MIAMI	2003	24
2. Steve Lindsey	Jacksonville	1999	22
Sebastian Janikowski	Oakland	2002	22
4. OLINDO MARE	MIAMI	1999	20
Wade Richey	San Diego	2001	18

CAREER FIELD GOALS: In his career, Mare has made good on 182 field goals, the highest total in franchise history . . . He tied the previous club record of 176, formerly held by Pete Stoyanovich, with a 23-yard field goal in the first quarter of a Monday night game against Philadelphia at Pro Player Stadium on December 15, 2003 . . . He broke the mark on a 50-yard field goal with 14 seconds remaining in that game:

MIAMI DOLPHINS ALL-TIME RECORD FOR FIELD GOALS

PLAYER	YEARS	FIELD GOALS
1. OLINDO MARE	1997-03	182
2. Pete Stoyanovich	1989-95	176
3. Garo Yepremian	1970-78	165
4. Uwe von Schamann	1979-84	101
5. Fuad Reveiz	1985-88	53

CAREER POINTS: In his career, Mare has amassed 786 points, second in franchise history . . . He surpassed Pete Stoyanovich for second on the team's career chart with a 23-yard field goal in the first quarter of the 2003 finale, on December 28 against the N.Y. Jets at Pro Player Stadium . . . Mare enters the 2004 season needing just 45 points to surpass Garo Yepremian for the all-time lead:

MIAMI DOLPHINS ALL-TIME RECORD FOR POINTS

PLAYER	YEARS	TDs	FGs	PATs	POINTS
1. Garo Yepremian	1970-78	0	165	335	830
2. OLINDO MARE	1997-03	0	182	240	786
3. Pete Stoyanovich	1989-95	0	178	252	774
4. Uwe von Schamann	1979-84	0	101	237	540
5. Mark Clayton	1983-92	82	0	0	492

FIELD GOAL FREQUENCY: In his career, Mare has kicked four or more field goals in a game nine times, and the Dolphins are 7-2 in those games . . . He has accounted for three or more field goals in a game 27 times during the regular season and 28 occasions overall, including playoffs, and the Dolphins are 23-4 in such games in the regular season and 24-4 including playoffs . . . Mare kicked three or more field goals in a game three times in 2003, and the Dolphins won all three . . .

FIELD GOAL ACCURACY: In his career, Mare now has connected on 182 of his 221 field goal attempts . . . This percentage of .824 ranks third in NFL history among kickers with at least 100 career regular season field goals made . . . Mare's 42-yard field goal (his second FG of the game) on October 23, 2000 at the N.Y. Jets was his 100th career field goal made, officially qualifying him to be ranked among the NFL's all-time field goal accuracy leaders:

NFL'S ALL-TIME FIELD GOAL ACCURACY LEADERS

PLAYER	TEAM(S)	YEARS	FG	FGA	PCT.
1. Mike Vanderjagt*	Indianapolis	1998-03	174	198	.879
2. David Akers*	Wash., Philadelphia	1998-03	112	135	.830
3. OLINDO MARE*	MIAMI	1997-03	182	221	.824
4. Jason Hanson*	Detroit	1992-03	289	352	.82102
5. Matt Stover*	Cleve., Baltimore	1991-03	321	391	.82097

* - active player

In addition, Mare's success rate of .824 is the best career accuracy mark in Dolphins history (minimum 50 attempts):

MIAMI DOLPHINS ALL-TIME LEADERS IN FIELD GOAL ACCURACY

PLAYER	YEARS	FG	FGA	PCT.
1. OLINDO MARE	1997-03	182	221	.824
2. Pete Stoyanovich	1989-95	176	222	.793
3. Fuad Reveiz	1985-88	53	72	.736
4. Garo Yepremian	1970-78	165	242	.682
5. Uwe von Schamann	1979-84	101	149	.678

GAME WINNING KICKS: In his career, Mare is nine of ten in potential game-winning situations in the fourth quarter or overtime in his career . . . His only miss was on a 54-yard attempt at Jacksonville on October 12, 1998, with the score tied at 21 apiece with 2:44 remaining, in a contest that the Jaguars would go on to win, 28-21 . . . Overall in his career in the fourth quarter, he has kicked 12 field goals that either tied the game (in a win) or gave the Dolphins their final lead:

OLINDO MARE'S GAME-TYING OR WINNING FOURTH QUARTER OR OVERTIME KICKS

DATE	OPPONENT	SITUATION	LENGTH OF FIELD GOAL	W/L	FINAL SCORE
9/7/97	Tennessee	Tied 13-13 with 12:45 left in overtime	29 yards	W	16-13 (OT)
10/5/97	Kansas City	Tied at 14-14 with 5:40 left in regulation	26 yards	W	17-14
12/7/97	Detroit	Tied at 30-30 with :04 left in regulation	42 yards	W	33-30
10/25/98	New England	Miami trailing 9-6 with :49 left in regulation	25 yards		
		Tied at 9-9 with 10:24 left in overtime	43 yards	W	12-9 (OT)
12/5/99	Indianapolis	Miami trailing 34-31 with :36 left in regulation	32 yards	L	34-37
12/19/99	San Diego	Miami trailing 9-6 with 6:06 left in regulation	30 yards		
		Tied at 9-9 with 3:22 left in regulation	31 yards	W	12-9
12/24/00	at New England	Tied at 24-24 with :09 left in regulation	49 yards	W	27-24
11/25/01	at Buffalo	Miami trailing 27-24 with 1:11 left in regulation	39 yards	W	34-27
11/13/02	at Denver	Miami trailing 22-21 with 0:06 left in regulation	53 yards	W	24-22
11/16/03	Baltimore	Tied 6-6 with 8:48 left in overtime	43 yards	W	9-6 (OT)
12/28/03	N.Y. Jets	Miami trailing 21-20 with 0:03 left in regulation	22 yards	W	23-21

LONG FIELD GOALS: With 11 field goals of 50 yards or longer in his career, Mare is second on the Dolphins' all-time list in this category, trailing only Pete Stoyanovich, who converted 16 field goals of 50 yards or longer . . . In 2003, Mare connected on four field goals of 50 yards or longer, the most in his career and the most ever by a Dolphin, surpassing the previous mark of three established by Garo Yepremian (1972), Stoyanovich (1991, 1992) and Mare (1999):

DOLPHINS KICKERS WITH FIELD GOALS OF 50 OR MORE YARDS

PLAYER	DATE	OPPONENT	DISTANCE
Pete Stoyanovich	November 12, 1989	at New York Jets	59
	January 5, 1991	Kansas City	58*
	September 27, 1992	at Seattle	53
	September 29, 1991	at New York Jets	53
	October 28, 1990	at Indianapolis	53
	October 10, 1993	at Cleveland	52
	November 22, 1992	Houston	52
	September 22, 1991	Green Bay	52
	October 8, 1995	Indianapolis	51
	January 17, 1993	Buffalo	51*
	September 23, 1990	at New York Giants	51
	November 16, 1992	Buffalo	50
	December 9, 1991	Cincinnati	50
	December 27, 1993	at San Diego	50
	October 30, 1994	at New England	50
	December 17, 1995	at Buffalo	50
OLINDO MARE	OCTOBER 24, 1999	PHILADELPHIA	54
	OCTOBER 17, 1999	AT NEW ENGLAND	53
	SEPTEMBER 22, 2002	N.Y. JETS	53
	OCTOBER 13, 2002	AT DENVER	53
	NOVEMBER 16, 2003	BALTIMORE*	52
	SEPTEMBER 19, 1999	ARIZONA	51
	OCTOBER 12, 2003	AT N.Y. GIANTS	51
	NOVEMBER 23, 2003	WASHINGTON	51
	DECEMBER 22, 1997	NEW ENGLAND	50
	JANUARY 9, 2000	AT SEATTLE	50*
	DECEMBER 15, 2003	PHILADELPHIA	50
Garo Yepremian	October 22, 1972	Buffalo	54
	September 16, 1973	San Francisco	53
	December 5, 1976	Buffalo	53
	October 1, 1972	at Minnesota	51
	December 16, 1972	Baltimore	50
Uwe von Schamann	October 21, 1979	at New England	53
	November 13, 1983	at New England	52
	September 4, 1983	at Buffalo	50
Fuad Reveiz	November 16, 1986	at Buffalo	52
	January 4, 1986	Cleveland	51*

* Playoff game

In addition, Mare's 54-yard field goal on October 24, 1999 vs. Philadelphia is tied for the second longest regular season field goal in Dolphins history (tied for third longest overall, including playoffs), and along with his 53-yard field goals on October 17, 1999 at New England, September 22, 2002 vs. N.Y. Jets, and October 13, 2002 at Denver, Mare's four longest field goals of his career now all rank among the five longest in franchise history:

LONGEST FIELD GOALS BY A DOLPHIN

PLAYER	DATE	OPPONENT	DISTANCE
1. Pete Stoyanovich	11/12/89	at N.Y. Jets	59
2. Pete Stoyanovich	1/5/91	vs. Kansas City*	58
3. Garo Yepremian	10/22/72	vs. Buffalo	54
OLINDO MARE	10/24/99	VS. PHILADELPHIA	54
5. OLINDO MARE	10/17/99	AT NEW ENGLAND	53
OLINDO MARE	9/22/02	N.Y. JETS	53
OLINDO MARE	10/13/02	AT DENVER	53
Six other times			53

* Playoff game

2002 – Played in all 16 regular season games . . . Connected on 24 of 31 field goals and 42 of 43 PATs for a team-high 114 points, a total that ranked sixth in the AFC . . . Marked the fourth time in his six NFL seasons that he surpassed the 100-point plateau . . . Of his 84 kickoffs on the year, 12 went for touchbacks, the third-highest total in the AFC and fourth in the NFL . . . Dolphins were second in the AFC and in the NFL as their opponents' average drive start was the 27.3 . . . Hit a pair of 50+-yard field goals on the year, the second-highest total of his career to that point (now third) . . . Added six tackles on kickoff coverage during the course of the year . . .

GAME HIGHLIGHTS: Posted a career-best seven PATs in 49-21 opening-day victory over Detroit (9/8) . . . That figure also tied a Dolphins record for most PATs in a game, along with the seven extra points kicked by Garo Yepremian on November 12, 1972 vs. New England. Yepremian again on November 24, 1977 at St. Louis, and Pete Stoyanovich, on September 3, 1995 vs. the N.Y. Jets . . . Established a season-high with three field goals among four attempts in 30-3 win over N.Y. Jets (9/22) . . . This included a 53-yard field goal, tied for the second-longest of his career and tied for the fourth-longest in Dolphins history during the regular season . . . Converted all three field goal attempts the following week at Kansas City (9/29), as he made good from 42, 29 and 25 yards out . . . Lone missed PAT on the year occurred the following week vs. New England (10/6) . . . Only field goal the week afterwards at Denver (10/13) was a 53-yarder with six seconds to play to give the Dolphins a 24-22 victory on a Sunday night . . . With Broncos K Jason Elam having converted a 55-yard field goal with 45 seconds to play, giving Denver a 22-21 lead, it marked the first time in NFL history that a kicker from each team has accounted for a field goal of 50 yards or longer with less than a minute to play in a game . . . For Mare, it was the seventh fourth-quarter game-winning field goal of his career, and it was the longest fourth quarter game winning kick he converted in his career . . . Connected on field goals of 42 and 49 yards out in win vs. Baltimore (11/17), marking the first time he kicked two or more field goals of 40 yards or longer in a game since December 24, 2000 at New England when he connected from 47 and 49 yards away . . .

2001 – Was re-signed to a six-year contract through the 2006 season on March 1, 2001 . . . Played in all 16 regular season games . . . Connected on 19 of 21 field goals and 39 of 40 PATs for a team-high 96 points . . . Conversion rate on field goals of .905 was the best in the NFL in 2001 and marked a new Dolphins single-season record . . . Of his 73 kickoffs on the year, 12 went for touchbacks, tied for the second-highest total in the AFC and in the NFL . . . Dolphins led the AFC and were fourth in the NFL as their opponents' average drive start was the 26.2 . . . Was a first-alternate for the AFC Pro Bowl squad . . .

GAME HIGHLIGHTS: Converted each of his first 13 attempts of the season, including a season-best 3 of 3 in 30-10 win vs. New England (10/7) . . . Hit field goals from 19, 34 and 27 yards out that day . . . Surpassed the 500-point plateau for his career in the Patriots contest and also moved past Mark Clayton (492) into fourth on the Dolphins' all-time points list . . . In addition, five of his seven kickoffs went for touchbacks . . . Two weeks later at Seattle, connected on a season-long 46-yard kick . . . Tied a season-high by hitting on all three of his field goal attempts in 23-6 win over Carolina (11/4) as he hit from 36, 45 and 29 yards away . . . After hitting on a pair of attempts from 31 yards out the following week in win at Indianapolis (11/11), missed wide right on a 42-yard attempt vs. N.Y. Jets (11/18), snapping his string of 13 straight field goals made . . . Having been successful on his last two attempts of 2000, Mare's streak of 15 straight field goals was the fourth-longest such streak in club history . . . It also ended a string of 21 straight successful field goals at Pro Player Stadium during the regular season, dating back to 1999 . . . Converted both field goals at Buffalo (11/25), including a 39-yarder with 1:11 to play in regulation to tie the game at 27 as the

Dolphins went on to win, 34-27, on a Jay Fiedler to Chris Chambers 32-yard TD pass just 23 seconds afterward . . . It was the ninth time in his career that he kicked a field goal in the fourth quarter that either tied a game the Dolphins went on to win or gave the Dolphins their final lead in a victory . . . Missed PAT in 41-6 win vs. Indianapolis (12/10) marked just the third missed extra point of his career in 168 attempts . . . Accounted for the Dolphins' only points in a 20-3 First-Round playoff loss to Baltimore (1/13/02) with a 33-yard field goal in the first quarter, which gave Miami a 3-0 lead . . .

FIELD GOAL ACCURACY: On the year in 2001, Mare hit on 19 of 21 attempts, a success rate of 90.5% . . . That figure eclipsed the Dolphins single-season record that Mare had set each of the previous two years, with an 84.8% mark in 1999 (34 of 46) and a 90.3% clip in 2000 (28 of 31) . . . In addition, his success rate in '01 was the best in the NFL . . .

MIAMI DOLPHINS SINGLE-SEASON FIELD GOAL ACCURACY LEADERS

PLAYER	YEAR	FG	FGA	PCT.
1. OLINDO MARE	2001	19	21	.905
2. OLINDO MARE	2000	28	31	.903
3. OLINDO MARE	1999	39	46	.848
4. Pete Stoyanovich	1990	21	25	.840
5. Pete Stoyanovich	1991	31	37	.838

2000 – Converted 28 of 31 field goals and 33 of 34 PATs for a team-leading 117 points in 2000 . . . Point total ranked fourth in the AFC and ninth in the NFL . . . 90.3% success rate on field goals not only marked a new team single-season standard to that point (now second), but also was third-best in the AFC and fifth in the NFL . . . Of his 72 kickoffs, seven went for touchbacks . . . Also had three tackles on kickoff coverage . . .

SCORING: On December 10 against Tampa Bay at Pro Player Stadium, Mare went over the 100-point plateau for the season, marking the second straight year and third time in his NFL career that he attained this mark . . . He also became the first Dolphin to post consecutive 100-point seasons since Pete Stoyanovich had six in-a-row from 1990-95 . . . Garo Yepremian (3, 1971-73) is the only other Dolphin to have three or more 100 point seasons . . . Point total in 2000 is tied for the fifth-highest single-season point figure in club history, and Mare currently owns three of the seven highest single-season point totals in franchise history:

MIAMI DOLPHINS SINGLE-SEASON SCORING LEADERS

PLAYER	YEAR	POINTS
1. OLINDO MARE	1999	144
2. Pete Stoyanovich	1992	124
3. Pete Stoyanovich	1991	121
4. Pete Stoyanovich	1995	118
5. Garo Yepremian	1971	117
OLINDO MARE	1997	117
OLINDO MARE	2000	117

FIELD GOALS: Mare's 28 field goals in 2000 were second in the AFC and tied for fifth in the NFL . . . In addition, it tied for the fourth-highest single-season total in Dolphins history . . . Mare now owns three of the six highest single-season field goal totals in club history:

MIAMI DOLPHINS SINGLE-SEASON FIELD GOAL LEADERS

PLAYER	YEAR	FIELD GOALS
1. OLINDO MARE	1999	39
2. Pete Stoyanovich	1991	31
3. Pete Stoyanovich	1992	30
Garo Yepremian	1971	28
OLINDO MARE	1997	28
OLINDO MARE	2000	28

CONSECUTIVE FIELD GOALS: After connecting on each of his first 11 attempts of the 2000 season, Mare missed wide left on a 44-yard attempt in the second quarter of a Monday

night game at N.Y. Jets (10/23) . . . Following that miss, he went on to convert each of his next 16 attempts, ending with a 47-yard attempt that went wide right in the third quarter of the season finale at New England (12/24) . . . That streak of 16 straight successful field goals is tied for the second-longest streak in club history, along with Garo Yepremian . . . Mare holds the record with 19 consecutive successful field goals, a feat he achieved in 1999:

MOST CONSECUTIVE FIELD GOALS IN DOLPHINS HISTORY

PLAYER	STREAK	GAMES, YEAR
1. OLINDO MARE	19	3-7, 1999
2. Garo Yepremian	16	8-16, 1978
OLINDO MARE	16	8-16, 2000

2000 POSTSEASON HONORS: Following the season, Mare was an All-Pro selection by USA Today . . .

2000 GAME HIGHLIGHTS: Recorded 13 points on 3-4 FGs and 4-4 PATs at N.Y. Jets (10/23) . . . Had two field goals of longer than 40 yards (42,44) . . . His 42-yarder was the 100th field goal of his career and qualified him among the NFL's all-time leaders in field goal accuracy . . . Registered a season-high 15 points on 4-4 FGs and 3-3 PATs at Buffalo (12/3) . . . Point total also tied for the second-highest output of his career . . . Four field goals marked a season-best and tied for the second-highest single-game total of his career, while also tying for the third-highest single-game total in club history . . . Scored nine points on 2-4 FGs and 3-3 PATs in season finale at New England (12/24) . . . Hit first attempt of the game, from 47 yards out, to extend his streak of successful field goals to 16, tied for the second-longest in Dolphins history . . . Streak was snapped when he missed wide right on a 47-yard attempt in the third quarter, just his second miss of the season . . . Missed wide left on a 28-yard attempt in the fourth quarter, the shortest miss of his NFL career . . . With the scored tied at 24 apiece with nine seconds to play, came on to convert a season-long 49-yarder to give the Dolphins a 27-24 victory and clinch the AFC East title . . . It was his first fourth quarter or overtime game-winning kick of the year and the sixth of his career . . . Of the six, it marked his longest . . . Hit on 1-2 FGs and 2-2 PATs in the playoffs following the 2000 season . . . Missed a 38-yarder and made good from 38 yards out in First-Round victory vs. Indianapolis (12/30) . . . Did not have an attempt in Divisional contest at Oakland (1/6/01).

1999 – Had the most prolific season of any kicker in Dolphins history . . . Converted 39 of his 46 field goal attempts for a success rate of 84.8%, including a long kick of 54 yards . . . His 39 field goals and 84.8% accuracy mark both were team single-season records (accuracy mark now third) . . . Field goal total also represented a new NFL single-season record and were the most in the league in 1999. . . It was the third time that a Dolphin led or shared the NFL lead in field goals . . . Pete Stoyanovich twice tied with Chip Lohmiller for that distinction, with 31 in 1991 and 30 in 1992 . . . Overall on the year, hit on three field goals of 50 yards or longer, currently the second-most of his career . . . Connected on all 27 of his PATs, giving him 144 points for the season, establishing a new club single-season standard in that category as well . . . Point total was second-most in the NFL in 1999, one point shy of Indianapolis' Mike Vanderjagt, who had 145 . . . In addition 20 of his 84 kickoffs went for touchbacks, the second-most touchbacks in the NFL in 1999, trailing only Jacksonville's Steve Lindsey, who had 22 . . . Also recorded four tackles on special teams and punted once for 36 yards . . .

POINTS: Posted a Dolphins single-season record 144 points, eclipsing the old mark of 124, first set by Pete Stoyanovich in 1992 . . . Mare notched a season-high 21 points on October 17 at New England . . . That total is the third-most in a game in Dolphins history and is the most by a kicker . . . It trails the team-record 24 accounted for by both Paul Warfield (vs. Detroit, 12/15/73) and Mark Ingram (at N.Y. Jets, 11/27/94) . . . In addition, his 144 points currently are tied for the ninth-most by an NFL player in a season without scoring a touchdown:

NFL SINGLE-SEASON SCORING LEADERS WITHOUT A TOUCHDOWN

PLAYER	TEAM	YEAR	POINTS
1. Gary Anderson	Minnesota	1998	164
2. Jeff Wilkins	St. Louis	2003	163
3. Mark Moseley	Washington	1983	161
4. Mike Vanderjagt	Indianapolis	2003	157
5. Chip Lohmiller	Washington	1991	149
6. Jim Turner	N.Y. Jets	1968	145
John Kasay	Carolina	1996	145
Mike Vanderjagt	Indianapolis	1999	145
9. OLINDO MARE	MIAMI	1999	144
Kevin Butler	Chicago	1985	144

FIELD GOALS: In 1999, Mare broke the Dolphins and NFL single-season record for field goals with 39 . . . The club record had been held by Pete Stoyanovich, who kicked 31 in 1991 . . . The NFL mark, for which he is now tied with Jeff Wilkins (St. Louis, 1999) had been held by John Kasay, who booted 37 with Carolina in 1996:

NFL SINGLE-SEASON FIELD GOAL LEADERS

PLAYER	TEAM	YEAR	FIELD GOALS
1. OLINDO MARE	MIAMI	1999	39
Jeff Wilkins	St. Louis	2003	39
3. John Kasay	Carolina	1996	37
Mike Vanderjagt	Indianapolis	2003	37
5. Cary Blanchard	Indianapolis	1996	36
Al Del Greco	Tennessee	1998	36
7. Ali Haji-Sheikh	N.Y. Giants	1983	35
Jeff Jaeger	L.A. Raiders	1993	35
Gary Anderson	Minnesota	1998	35
Matt Stover	Baltimore	2000	35

Mare's season-high for field goals came in the Dolphins' 31-30 victory at New England on October 17, when he converted all six of his attempts . . . His total of six made in that game is a Dolphins single-game record, surpassing the old mark of five, previously held by Garo Yepremian, who achieved the feat at Buffalo on September 26, 1971 . . . The six field goals are tied for the fourth-most in a game in NFL history:

MOST FIELD GOALS IN A GAME IN NFL HISTORY

PLAYER	TEAM	DATE	OPPONENT	FIELD GOALS
1. Jim Bakken	St. Louis Cardinals	9/24/67	Pittsburgh	7
Rich Karlis	Minnesota	11/5/89 (OT)	L.A. Rams	7
Chris Boniol	Dallas	11/18/96	Green Bay	7
4. OLINDO MARE	MIAMI	10/17/99	AT NEW ENGLAND	6
19 other times				6

In addition, four of his field goals in the Patriots game were from 40 yards or longer, tying the NFL record for the most field goals from that distance in a game in NFL annals, a mark which had last been achieved by Washington's Chip Lohmiller at Dallas on September 9, 1991 . . . The Patriots game was Mare's fourth straight with four or more field goals, setting a new NFL record and breaking the old mark of three, which had been held by Boston's Gino Cappelletti (1964), the Jets' Jim Turner (1968), Houston's Al Del Greco (1993) and Minnesota's Fuad Reveiz (1994) . . .

CONSECUTIVE FIELD GOALS: Starting with Miami's third game of 1999, on October 4 against Buffalo, through the their seventh contest, on October 31 at Oakland, Mare converted a club-record 19 straight field goals, eclipsing the previous team mark of 16, first set by Garo Yepremian in 1978 (games 8-16) . . . Mare's record streak started with a 30-yard field goal in the Bills contest and ended when a 46-yard attempt in the Raiders game missed wide right . . . He tied Yepremian's record of 16 with a 37-yard field goal against Philadelphia on October

24, and set the mark with a 54-yard field goal on his next attempt in the Eagles game . . . Mare also tied the club record for consecutive games with a field goal, when he accounted for a field goal in 20 consecutive games, starting with the Dolphins' seventh game of 1998, on October 25 against New England, through Miami's tenth game of 1999, on November 21 against New England . . . He tied the record first set by Yepremian, who achieved the feat from 1970-72 . . . Mare's streak ended on Thanksgiving Day at Dallas, on November 25, when he missed all three field goal attempts . . .

LONG FIELD GOALS: Including playoffs, Mare converted four field goals of 50 yards or longer in 1999 . . . His four field goals of 50 yards or longer tied for the most ever by a Dolphins kicker from that distance in a season, along with Pete Stoyanovich, who did it in 1992 (Mare subsequently did it again in 2003) . . . Mare's 54-yard field goal on October 24, 1999 against Philadelphia is the longest of his career, is tied for the second-longest by a Dolphin in the regular season and tied for the third-longest overall, including playoffs . . . His 53-yarder the previous week at New England is tied for the second-longest of his career and tied for the fourth-longest by a Dolphin in the regular season, and fifth overall including playoffs . . .

PLAYER OF THE WEEK/MONTH: In 1999, Mare was selected as the AFC Special Teams Player of the Week on two occasions . . . He was cited for his performance in Miami's 31-30 victory over the Patriots in New England on October 17 . . . It was the first NFL weekly honor of his career and it marked the first time a Dolphins kicker had won such an award since Joe Nedney did it in week 16 of the 1996 season . . . He also was selected following Miami's 12-9 victory over San Diego on December 19 when his four field goals accounted for all of the Dolphins' points . . . In addition, Mare was named the AFC Special Teams Player of the Month for October during which time he posted 65 points on 20 of 21 field goals, including a long of 54 . . . During this five-game span, he accounted for at least three field goals in all five contests, including four in three outings . . . He is the first Dolphin ever to win AFC Special Teams Player of the Month honors . . .

POSTSEASON HONORS: Mare was voted to the first Pro Bowl of his career following the 1999 season . . . He joined fellow Dolphins, CB Sam Madison and LB Zach Thomas on the team . . . The three selections marked Miami's most since the 1995 season when the club had four players chosen . . . Mare became the second Dolphins kicker ever to be selected, joining Garo Yepremian, who was a member of the AFC squad in 1978 . . . In addition, he became only the third Dolphins special teams player (now four) to be selected, along with P Reggie Roby, who made the AFC team in 1984 and 1989 . . . Mare was named a first-team All-Pro by the Associated Press, USA Today, The Sporting News, Football Digest, Pro Football Weekly, and College & Pro Football Newsweekly . . . Mare also was named the NFL Alumni Association's Special Teams Player of the Year for 1999 . . .

GAME HIGHLIGHTS - VS. ARIZONA (SEPT. 19): Scored 13 points by converting four of his five field goals and his only PAT . . . Hit on field goals of 39, 51, 48 and 44 yards . . . Missed from 42 yards away . . . His four field goals are tied for the second-highest total of his career and are tied for the third-most ever by a Dolphin in a game . . . The 51-yarder was a career-long at the time and now is the fifth-longest of his career . . . It was the first time in Mare's career that he converted three field goals of 40 yards or longer in a game . . .

VS. BUFFALO (OCT. 4): Notched 12 points as he connected on all four of his field goal attempts, from 30, 44, 26 and 26 yards away . . . The four field goals matched his single-game career-high at the time and now is tied for the second-most of his career and the third-most by a Dolphin . . .

AT INDIANAPOLIS (OCT. 10): Had his third straight game with four or more field goals, tying the NFL record also held by Boston's Gino Cappelletti (1964), the Jets' Jim Turner (1968), Houston's Al Del Greco (1993) and Minnesota's Fuad Reveiz (1994) . . . Hit field goals from 37, 27, 21 and 43 yards out, and accounted for 14 points on the day . . . His 43-yarder with 3:20 to play brought the Dolphins to within six points of the lead at 31-25, as Miami went on for a 34-31 victory . . .

AT NEW ENGLAND (OCT. 17): Posted a career-high 19 points on 6-6 field goals and 1-1 PATs . . . Connected from 20, 33, 45, 45, 41 and 53 yards out . . . His point total is the most-ever by a Dolphins kicker in a game, and is third-most overall, trailing only the 24 points accounted for by both Paul Warfield (vs. Detroit, 12/15/73) and Mark Ingram (vs. N.Y. Jets, 11/27/94) . . . His six field goals marked a new Dolphins single-game record, surpassing the old standard of five, first set by Garo Yepremian on September 26, 1971 at Buffalo . . . It also tied for the fourth-highest single-game total in NFL history, trailing only the seven accounted for by three different players . . . It was the fourth consecutive contest in which Mare converted four or more field goals, establishing a new NFL record . . . His 53-yard field goal is tied for the second-longest of his career, tied for the fourth-longest in club history during the regular season, and tied for fifth overall, including playoffs . . . In addition, that 53-yard kick came with 2:45 to play and brought the Dolphins to within five points of the lead at 30-25, as they went on for a 31-30

victory . . . It was the first time in Mare's career that he connected on four field goals of 40 yards or longer, and the second time that he hit three or more from that distance . . .

VS. PHILADELPHIA (OCT. 24): Registered ten points on 3-3 field goals, as he made good from 37, 37 and 54 yards out . . . His final field goal in that game was a career-long 54-yarder, tying for the second-longest in Dolphins history during the regular season, and tied for third overall, including playoffs . . . In addition, it was the second-longest field goal in the NFL in 1999, trailing only a 55-yarder by Denver's Jason Elam . . . The 54-yarder also was his 17th consecutive successful field goal, establishing a new Dolphins record previously held by Garo Yepremian, who connected on 16 straight in 1978 (games 8-16) . . .

AT OAKLAND (OCT. 31): Scored ten points by hitting on 3-4 field goals and 1-1 PATs . . . Field goals came from 21, 34 and 44 yards away . . . Missed wide right on his third attempt of the game, a 46-yarder, snapping a string of 19 straight successful field goals, a new Dolphins record . . .

VS. NEW ENGLAND (NOV. 21): Converted both field goal attempts (19 and 23 yards) and all three PATs . . . It marked the 20th straight game dating back to 1998 that Mare had accounted for a field goal, tying Garo Yepremian's club record . . .

VS. INDIANAPOLIS (DEC. 5): Posted ten points on 2-2 field goals and 4-4 PATs . . . His second field goal in the game, a 32-yarder with 36 seconds to play, was his 31st of the season, tying Pete Stoyanovich's club single-season record that Stoyanovich had set in 1991 . . . The field goal also tied the game at 34-34, although the Colts went on for a 37-34 victory with a field goal on the last play of regulation . . .

AT N.Y. JETS (DEC. 12): Recorded eight points on 2-2 field goals and 2-2 PATs . . . Connected on field goals of 24 and 33 yards out . . . His first field goal of the game, a 24-yarder with 2:48 to play in the first quarter, was his 32nd of the season, breaking Pete Stoyanovich's club single-season field goal record of 31, which Stoyanovich had set in 1991 . . .

VS. SAN DIEGO (DEC. 19): Amassed 12 points on 4-4 field goals, as he hit from 32, 21, 30 and 31 yards out . . . His 30-yard field goal with 6:06 remaining in the game tied the game at 9-9, while his 31-yarder with 3:22 left provided the Dolphins with the winning margin in a 12-9 victory . . . It was Mare's first game-winning kick of the season and the fifth of his career . . . The 31-yarder also was his 37th field goal of the year, tying the NFL single-season record for field goals, which was first set by Carolina's John Kasay in 1996 . . . Mare's first field goal of the game, a 32-yarder in the first quarter, gave him 124 points on the season, tying Pete Stoyanovich's club record for most in a season (1992) . . . His second field goal of the game, a 21-yarder in the second quarter, broke Stoyanovich's record . . .

VS. N.Y. JETS (DEC. 27): Was 1-2 on field goals and 4-4 PATs, for a total of seven points . . . His 37-yard field goal was his 38th of the season, eclipsing John Kasay's NFL single-season record of 37 field goals that Kasay set in 1996 . . .

PLAYOFFS: Appeared in both playoff games following the 1999 season . . . Registered nine points on 2-2 field goals and 3-3 PATs . . . Both field goals came in First-Round victory at Seattle (1/9), from 32 and 50 yards out . . . Two field goals are tied for the third-most ever by a Dolphin in a playoff game . . . The 50-yard field goal is the fourth-longest in Dolphins postseason history and was the longest by a Dolphin in the playoffs since Pete Stoyanovich hit a 51-yarder in the AFC Championship game on January 17, 1993 against Buffalo.

1998 - Played in all 16 regular season games and both playoff contests . . . Turned in an excellent sophomore season by converting 33 of his 34 PATs and 22 of his 27 field goals, including a long kick of 48 . . . Led the Dolphins and tied for tenth in the AFC in scoring with 99 points . . . Also punted three times for a 38.3-yard average with a long of 43 on the year . . . Accounted for two successful outside kicks on the season . . . Went through a stretch of seven games (7-13) where he connected on 14 consecutive field goals . . . On the year, 13 of his 72 kickoffs went for touchbacks, placing him in a tie for third in the AFC for touchbacks . . . Also registered four special teams tackles during the course of the season . . .

GAME HIGHLIGHTS: Punted three times for 115 yards, a 38.3-yard average, with a long of 43 in Monday night game at Jacksonville after punter Klaus Wilmsmeyer sustained a right groin strain . . . Hit on all four of his field goals vs. New England (10/25) . . . Those four field goals started a string in which he converted 14 consecutive field goals . . . In fact, accounted for all 12 of Miami's points in the club's 12-9 overtime victory . . . First field goal in that game was from 48 yards out, his longest of the season . . . Connected on a 25-yarder with 49 seconds left in regulation, tying the game at nine and sending it into overtime . . . Hit a 43-yard field goal 4:36 into the overtime period to give the Dolphins the 12-9 victory . . . It marked the fourth game-winning field goal of his career and his second in overtime . . . Was awarded a special teams game ball for his performance in the Patriots game . . . Connected on two of four field goals at Oakland (12/6) . . . Hit his first attempt of the game, a 25-yarder with 3:36 to play in the first quarter, extending his consecutive field goal streak to 14, two shy of Garo

Yepremian's club record of 16 straight, which was established in 1978 . . . Missed wide right on a 46-yard attempt in the second quarter to end the streak at 14 . . . Had a successful onside kick in games vs. N.Y. Jets (12/13) and at Atlanta (12/27) . . . Appeared in both playoff games following the 1998 season . . . Connected on his only PAT and four of his five field goal attempts with a long of 40 . . . In First-Round victory over Buffalo (1/2/99), posted ten points on 1-1 PATs and 3-4 FGs . . . Three successful field goals tied a Dolphins playoff record also held by Uwe von Schamann, who kicked three field goals in Super Bowl XIX against San Francisco on January 20, 1985 . . . In the Bills game, he hit from 31, 40 and 23 yards out, while his miss was from 28 yards.

1997 - Played in all 16 games as a first-year player . . . Led the Dolphins in scoring with 117 points . . . Was 28 of 36 on field goal attempts and 33 of 33 on PATs . . . On the year, 21 of his 78 kickoffs went for touchbacks, the second-most touchbacks by a kicker in the AFC and tied for fourth in the NFL . . . Strong leg on kickoffs helped the Dolphins achieve a 23.9 for their opponents' average drive start following kickoffs, tied for first in the AFC and sixth in the NFL . . . Point total tied for fourth in the AFC and was tied for the fourth-highest single season scoring total ever by a Dolphin (now tied for fifth) . . . Mare's point total was the most ever by a Dolphins rookie or first-year player . . . In addition, Mare's 28 field goals was the highest single-season total for a rookie or first-year player in club history, surpassing the former mark of 22, achieved by Fuad Reveiz in 1985 . . . Mare's 28 field goals tied with Garo Yepremian (1971) for the third-highest single-season total in franchise history to that point (now fourth):

DOLPHINS KICKING RECORDS FOR ROOKIES OR FIRST-YEAR PLAYERS

MOST POINTS

PLAYER	YEAR	POINTS
1. OLINDO MARE	1997	117
2. Fuad Reveiz	1985	116
3. Uwe von Schamann	1979	99
4. Pete Stoyanovich	1989	95
5. Joe Nedney	1996	89

MOST FIELD GOALS

PLAYER	YEAR	FGs
1. OLINDO MARE	1997	28
2. Fuad Reveiz	1985	22
3. Uwe von Schamann	1979	21
4. Pete Stoyanovich	1989	19
5. Joe Nedney	1996	18

GAME HIGHLIGHTS: Made his NFL debut in season opener vs. Indianapolis (8/31) and scored ten points, going three of three in field goals and hitting on his only PAT . . . Field goals were from 23, 34 and 19 yards out . . . Was called upon for punting duties after John Kidd sustained a right hamstring injury after his first punt of the game . . . Came on and punted five times for a 47.0-yard average with a long of 53 . . . Two of his punts were downed inside the five yard line . . . It marked the first time that a non-punter punted for the Dolphins since September 14, 1992 against Cleveland, when Pete Stoyanovich punted twice for 90 yards, replacing an injured Reggie Roby (knee) . . . The following week against Tennessee, scored ten points on three of four field goals, making good from 23, 22 and 29 yards out, and missing from 25 yards . . . Converted his only PAT . . . 29-yard field goal came with 2:15 elapsed in overtime to give the Dolphins a 16-13 victory . . . Was four of four in field goals, converting from 24, 31, 22 and 34 yards at Green Bay (9/14) . . . Four field goals marked the most ever by a Dolphins rookie or first-year player, and tied with eight others for the second-most overall at the time . . . Was one of two in field goals and hit both PATs vs. Kansas City (10/5) . . . Lone field goal was a 26-yarder with 5:40 remaining in the game to break a 14-14 tie, as the Dolphins held on for the 17-14 triumph . . . Converted only field goal attempt - from 25 yards away - and was three of three in PATs in Miami's 27-24 loss at New England (11/23) . . . Dolphins almost came back from a 27-3 third-quarter deficit in part due to a pair of successful onside kicks by Mare in the fourth quarter . . . Had another onside kick that was recovered by the Dolphins, but it was nullified due to a penalty . . . Tied his season-high with four field goals vs. Detroit (12/7), converting from 19, 33, 21 and 42 yards . . . Point total of 15 in that game was a season-best . . . 42-yard kick as time expired snapped a 30-30 tie and gave the Dolphins a 33-30 victory before an ESPN Sunday night national audience . . . In season finale vs. New England (12/22), made good from 50 and 41 yards, while missing from 51 yards . . . Marked the first 50-yard field goal of his career, and the only time in 1997 he hit on two field goals of 40 yards or longer . . . Was the first time a Dolphin had kicked a field goal of 50 yards or longer since December 17, 1995, when Pete Stoyanovich kicked a 50-yarder at Buffalo . . . It also was the third-longest field goal by a Dolphins rookie or first-year player, surpassed only by Stoyanovich's 59-yard field goal on November 12, 1989 at the N.Y. Jets and Uwe von Schamann's 53-yard field goal on October 21, 1979 at New England . . . Converted on his only field goal attempt - from 38 yards out - in First-Round Playoff loss at New England (12/28) . . . Did not attempt any PATs.

1996 – Spent his entire rookie season as a member of the New York Giants' practice squad . . . Signed with New York as an undrafted rookie free agent on May 2 . . . Was waived on August 25 and signed to the practice squad on August 27.

COLLEGE

Played his final two years at Syracuse (1994-95) after attending MacMurray College in Jacksonville, Ill. and Valencia Community College in Orlando, Fla., where he did not play football . . . In his two years at SU, hit on 15 of 24 field goals and 52 of 53 PATs . . . Was a second-team All-Big East choice as a senior for the Orangemen . . . Led the conference in scoring with 74 points and had 84.5 percent of his kickoffs travel into the end zone with 67.2 percent going for touchbacks . . . Converted 12-17 field goals including a long of 50, and 38-39 PATs . . . As a junior, 74 percent of his kickoffs went into the end zone, while 54 percent were not returned . . . Majored in speech communications.

PERSONAL

Married to Sandy, with son Hayden Olindo (11/25/02) . . . Family resides in Davie, Fla. . . . Attended Cooper City (Fla.) High School, minutes away from the Dolphins Training Facility . . . Lettered in football and soccer . . . Has participated in events benefiting the Cystic Fibrosis Foundation . . . Has assisted in building houses for Habitat for Humanity . . . In 2001, donated \$100 per successful field goal totaling \$1,900 to the American Red Cross in support of the efforts following September 11th . . . Kicking shoe from his 1999 record-setting season and football representing record-breaking field goal are both on display at the Pro Football Hall of Fame in Canton, Ohio . . . Was one of the Dolphins' representatives at the Cadillac NFL Golf Classic for three straight years (2000-02), and advanced to the final round twice . . . Also has participated in several Celebrity Pro Tour events . . . In 2000, he was honored with Florida Community College Distinguished Alumni Award . . . Full name is Olindo Franco Mare, born June 6, 1973 in Hollywood, Fla.

OLINDO MARE'S NFL REGULAR SEASON STATISTICS

YEAR	TEAM	G	PATS	FGs	PCT.	BLK	NET YDS.	AVG. MADE	LG	PTS
1997	Miami	16	33/33	28/36	.778	0	819	29.3	50	117
1998	Miami	16	33/34	22/27	.815	0	686	31.2	48	99
1999	Miami	16	27/27	39/46	.848	1	1364	35.0	54	144
2000	Miami	16	33/34	28/31	.903	0	994	35.5	49	117
2001	Miami	16	39/40	19/21	.905	0	592	31.2	46	96
2002	Miami	16	42/43	24/31	.774	0	815	34.0	53	114
2003	Miami	16	33/34	22/29	.759	1	782	35.5	52	99
7-YEAR TOTALS		112	240/245	182/221	.824	2	6052	33.3	54	786

OLINDO MARE'S NFL PLAYOFF STATISTICS

YEAR	TEAM	G	PATS	FGs	PCT.	BLK	NET YDS.	AVG. MADE	LG	PTS
1997	Miami	1	0/0	1/1	1.000	0	38	38.0	38	3
1998	Miami	2	1/1	4/5	.800	0	116	29.0	40	13
1999	Miami	2	3/3	2/2	1.000	0	82	41.0	50	9
2000	Miami	2	2/2	1/2	.500	0	38	38.0	38	5
2001	Miami	1	0/0	1/1	1.000	0	33	33.0	33	3
PLAYOFF TOTALS		8	6/6	9/11	.818	0	307	34.1	50	33

ADDITIONAL STATS

Special Teams Tackles: 1 in 1997, 4 in 1998, 4 in 1999, 3 in 2000, 6 in 2002, 3 in 2003 for total of 21
Punting: 5 for 235 yards, 47.0 avg., long 53, 2 IN20, 0 TBs in 1997, 3 for 115 yards, 38.3 avg., long 43, 1 IN20, 1 TB in 1998, 1 for 36 yards in 1999 for total of 9 for 386 yards, 42.9 avg., long 53, 3 IN20, 1 TB

FIELD-GOAL ACCURACY

YEAR	TEAM	1-19	20-29	30-39	40-49	50-PLUS	TOTALS	PCT.
1997	Miami	2/2	14/15	8/10	3/6	1/3	28/36	.778
1998	Miami	0/0	12/13	5/5	5/7	0/2	22/27	.815
1999	Miami	1/1	9/9	17/17	9/14	3/5	39/46	.848
2000	Miami	0/0	7/8	9/10	12/13	0/0	28/31	.903
2001	Miami	1/1	8/8	8/8	2/4	0/0	19/21	.905
2002	Miami	0/0	13/14	2/3	7/11	2/3	24/31	.774
2003	Miami	0/0	9/9	3/6	6/8	4/6	22/29	.759
7-YEAR TOTALS		4/4	72/76	52/59	44/63	10/19	182/221	.824
PLAYOFF TOTALS		0/0	2/3	5/6	1/1	1/1	9/11	.818

KICKING SURFACES

YEAR	TEAM	HOME (GRASS)	HOME PCT.	AWAY TOTAL	AWAY PCT.	AWAY GRASS	AWAY TURF	TOTALS ALL GAMES
1997	Miami	17/20	.850	11/16	.688	8/10	3/6	28/36
1998	Miami	13/14	.929	9/13	.692	5/8	4/5	22/27
1999	Miami	21/24	.875	18/22	.818	11/12	7/10	39/46
2000	Miami	13/13	1.000	15/18	.833	7/10	8/8	28/31
2001	Miami	9/11	.818	10/10	1.000	4/4	6/6	19/21
2002	Miami	16/20	.800	8/11	.727	7/9	1/2	24/31
2003	Miami	13/19	.684	9/10	.900	2/3	7/7	22/29
7-YEAR TOTALS		102/121	.843	80/100	.800	44/56	36/44	182/221
PLAYOFF TOTALS		5/7	.714	4/4	1.000	2/2	2/2	9/11

(Bold indicates FG Made)

1997 KICKING

Indianapolis, 8/31 (23, 34, 19); Tennessee, 9/7 (25, 23, 22, 29); at Green Bay, 9/14 (24, 31, 22, 34); at Tampa Bay, 9/21 (47); Kansas City, 10/5 (41, 26); at N.Y. Jets, 10/12 (23, 30); at Baltimore, 10/19 (23); Chicago, 10/27 (0 att.); at Buffalo, 11/2 (32, 27, 35); N.Y. Jets, 11/9 (21); Buffalo, 11/17 (37, 30, 35); at New England, 11/23 (25); at Oakland, 11/30 (28, 42, 44); Detroit, 12/7 (19, 33, 21, 42); at Indianapolis, 12/14 (50); New England, 12/22 (50, 41, 51). **PLAYOFFS:** at New England, 12/28 (38).

1998 KICKING

at Indianapolis, 9/6 (21, 51); Buffalo, 9/13 (33, 27); Pittsburgh, 9/20 (0 att.); at N.Y. Jets, 10/4 (46); at Jacksonville, 10/12 (54); St. Louis, 10/18 (0 att.); New England, 10/25 (48, 38, 25, 43); at Buffalo, 11/1 (38); Indianapolis, 11/8 (21, 23); at Carolina, 11/15 (22, 22); at New England, 11/23 (21); New Orleans, 11/29 (27, 32, 34); at Oakland, 12/6 (25, 46, 43, 47); N.Y. Jets, 12/13 (24); Denver, 12/21 (28, 42); at Atlanta, 12/27 (26). **PLAYOFFS:** Buffalo, 1/2/99 (31, 40, 26, 23); at Denver, 1/9/99 (22).

1999 KICKING

at Denver, 9/13 (37); Arizona, 9/19 (39,51,48,44,42); Buffalo, 10/4 (30,44,26,26); at Indianapolis, 10/10 (37,27,21,43); at New England, 10/17 (20,33,45,45,41,53); Philadelphia, 10/24 (37,37,54); at Oakland, 10/31 (21,34,46,44); Tennessee, 11/7 (43,46); at Buffalo, 11/14 (30); New England, 11/21 (19,23); at Dallas, 11/25 (52,47,47); Indianapolis, 12/5 (31,32); at N.Y. Jets, 12/12 (24,33); San Diego, 12/19 (32,21,30,31); N.Y. Jets, 12/27 (54,37); at Washington, 1/2/00 (39). **PLAYOFFS:** at Seattle, 1/9/00 (32,50); at Jacksonville, 1/15/00 (0 att.).

2000 KICKING

Seattle, 9/3 (48, 25, 30); at Minnesota, 9/10 (0 att.); Baltimore, 9/17 (42,41); New England, 9/24 (43); at Cincinnati, 10/1 (40); Buffalo, 10/8 (30,33); at N.Y. Jets, 10/23 (28,42,36,44); Green Bay, 10/29 (0 att.); at Detroit, 11/5 (40,38,41); at San Diego, 11/12 (35); N.Y. Jets, 11/19 (47); at Indianapolis, 11/26 (28); Buffalo, 12/3 (32,31,20,26); Tampa Bay, 12/10 (35,23); Indianapolis, 12/17 (25,31); at New England, 12/24 (47,47,28,49). **PLAYOFFS:** Indianapolis, 12/30 (38,38); at Oakland, 1/6/01 (0 att.).

2001 KICKING

at Tennessee, 9/9 (37); Oakland, 9/23 (27); at St. Louis, 9/30 (26); New England, 10/7 (19,34,27); at N.Y. Jets, 10/14 (26); at Seattle, 10/28 (46); Carolina, 11/4 (36,45,29); at Indianapolis, 11/11 (31,31); N.Y. Jets, 11/18 (42); at Buffalo, 11/25 (25,39); Denver, 12/2 (); Indianapolis, 12/10 (); at San Francisco, 12/16 (); at New England, 12/22 (36,36); Atlanta, 12/30 (); Buffalo, 1/6 (22,49,20). **PLAYOFFS:** Baltimore, 1/13 (33).

2002 KICKING

Detroit, 9/8 (); at Indianapolis, 9/15 (28); N.Y. Jets, 9/22 (53,25,31,29); at Kansas City, 9/29 (42,29,25); New England, 10/6 (45,40,33); at Denver, 10/13 (48,53); Buffalo, 10/20 (42); Green Bay, 11/4 (46); at N.Y. Jets, 11/10 (28); Baltimore, 11/17 (42,49); San Diego, 11/24 (20,38,54,23); at Buffalo, 12/1 (); Chicago, 12/9 (23,29); Oakland, 12/15 (25,27,40,41); at Minnesota, 12/21 (25); at New England, 12/29 (47,28).

2003 KICKING

Houston, 9/7 (); at N.Y. Jets, 9/14 (); Buffalo, 9/21 (51,26,44); at N.Y. Giants, 10/5 (43,43,48); at Jacksonville, 10/12 (51); New England, 10/19 (23,34,35,35); at San Diego, 10/27 (44,36); vs. Indianapolis, 11/2 (23); at Tennessee, 11/9 (); vs. Baltimore, 11/16 (23,52,48,43); vs. Washington, 11/23 (51); at Dallas, 11/27 (33,42); at New England, 12/7 (); vs. Philadelphia, 12/15 (27,50); at Buffalo, 12/21 (28,30); vs. N.Y. Jets, 12/28 (23,43,53,22).

SINGLE-GAME HIGHS

Most Field Goals Made:	6 at New England, 10/17/99
	4 at Green Bay, 9/14/97
	4 vs. Detroit, 12/7/97
	4 vs. New England (OT), 10/25/98
	4 vs. Arizona, 9/19/99
	4 vs. Buffalo, 10/4/99
	4 at Indianapolis, 10/10/99
	4 vs. San Diego, 12/19/99
	4 at Buffalo, 12/3/00
Most Field Goal Attempts:	6 at New England, 10/17/99
	5 vs. Arizona, 9/19/99
	4, 18 times (last: vs. vs. N.Y. Jets, 12/28/03)
Longest Field Goals Made:	54 vs. Philadelphia, 10/24/99
	53 at New England, 10/17/99
	53 vs. N.Y. Jets, 9/22/02
	53 at Denver, 10/13/02
	52 vs. Baltimore, 11/16/03
	51 vs. Arizona, 9/19/99
	51 at Jacksonville, 10/12/03
	51 vs. Washington, 11/23/03
	50 vs. New England, 12/22/97
	50 vs. Philadelphia, 12/15/03
Longest Field Goal Attempts:	54 at Jacksonville, 10/12/98
	54 vs. Philadelphia, 10/24/99
	54 vs. N.Y. Jets, 12/27/99
	54 vs. San Diego, 11/24/02
	53 at New England, 10/17/99
	53 vs. N.Y. Jets, 9/22/02
	53 at Denver, 10/13/02
Most PATs Made:	7 vs. Detroit, 9/8/02
	5 at Denver, 9/13/99
	5 vs. Indianapolis, 12/10/01
	4, 12 times (last: at Dallas, 11/27/03)
Most PAT Attempts:	7 vs. Detroit, 9/8/02
	6 vs. Indianapolis, 12/10/01
	5 at Denver, 9/13/99
	5 at Dallas, 11/27/03
	4, 11 times (last: vs. Buffalo, 1/6/02)
Most Points:	19 at New England, 10/17/99
	15 vs. Detroit, 12/7/97
	15 at Buffalo, 12/13/00
	14 at Indianapolis, 10/10/99
	13 vs. Arizona, 9/19/99
	13 at N.Y. Jets, 10/23/00

*Playoff Game

Damion McIntosh

77 TACKLE

Height/Weight6-4, 325
Born3/25/77
CollegeKansas State '00
AcquiredUFA (S.D.), 2004
Signed Through2009
NFLFifth Season
DolphinsFirst Season



PRO CAREER

2003 – Signed to a six-year contract by the Dolphins as an unrestricted free agent from San Diego on March 16, 2004 . . . Started all 13 games in which he played at left tackle for the Chargers in '03 . . . Was inactive for three contests . . . Part of a line that paved the way for running back LaDainian Tomlinson to amass 1,645 rushing yards, the third-highest total in the NFL, and a 5.3-yard average per attempt . . . The line allowed only 29 sacks on the year . . . Opened the first 12 games of the year before sustaining an ankle injury vs. Kansas City (11/30) . . . Was inactive for the next two contests before returning to the starting lineup at Pittsburgh (12/21) . . . Left the Steelers game in the third quarter after re-aggravating the ankle injury and was inactive for season finale vs. Oakland (12/28).

2002 – Started all ten games in which he played at left tackle . . . Was inactive for six games . . . Part of a line that led the way for running back LaDainian Tomlinson, who finished second in the NFL with 1,683 yards rushing, including a 4.5-yard average per attempt . . . The unit also surrendered just 24 sacks on the season, tied for the fifth-lowest total in the league . . . Sustained a high ankle sprain vs. N.Y. Jets (11/3) and was inactive each of the next three weeks . . . Returned to start at left tackle vs. Denver (12/1) . . . Opened at that spot each of the next two weeks before re-aggravating the injury, causing him to be inactive each of the final three games.

2001 – Started 14 of the 15 games in which he played at left tackle . . . Dressed but did not play in one contest . . . Member of a unit which helped rookie running back LaDainian Tomlinson rush for 1,236 yards and ten touchdowns . . . The group also permitted only 27 sacks, tied for the fifth-lowest figure in the NFL . . . Opened each of the first 14 contests of the season . . . Suffered from the flu at Kansas City (12/23) and was inactive . . . Played in a reserve role for finale vs. Seattle (12/30).

2000 – Played in three games during his rookie season all on special teams . . . Was inactive for the first 13 games of the year before making his NFL debut vs. Baltimore (12/10) . . . Third-round draft choice (83rd overall) by San Diego in 2000.

FINS FACT

Damion was born in Kingston, Jamaica and lived there until his family moved to Florida when he was four years old. Nevertheless, he still returns to the island every offseason to visit family and friends that still reside there, including his grandparents.

COLLEGE

Played both offensive and defensive tackle during his four-year career for the Wildcats (1996-99) . . . Overall, played in 44 games, including 31 starts . . . Totaled 105 tackles, 20 stops for loss, 7.5 sacks, three fumble recoveries and a pair of forced fumbles in his career . . . Only

played offensive tackle on a fulltime basis his senior season of 1999 and started at left tackle in 11 of the 12 contests in which he took part . . . Was a second-team All-Big 12 Conference selection as a defensive tackle his junior year when he started all 12 contests and recorded 51 tackles, ten stops for loss, a sack and three fumble recoveries . . . Also saw action at offensive tackle in four contests . . . Was an honorable mention all-conference pick as a sophomore when he started eight of the 11 games that he played and posted 34 tackles, six stops for loss, 4.5 sacks and two forced fumbles . . . Started season-opener that year at left offensive tackle before moving to the defensive side where he started the final seven games . . . Appeared in nine games in a reserve role at defensive tackle as a redshirt freshman in 1996 . . . Graduated with a degree in social science.

PERSONAL

Engaged to Precious Totanes . . . Was an all-state, all county and all conference selection at McArthur High School in Hollywood, Fla . . . Helped the Mustangs to the district title as a senior . . . Also lettered in wrestling and baseball . . . Was born in Kingston, Jamaica before his family moved to Florida when he was four years old . . . Full name is Damion Alexis McIntosh, born March 25, 1977.

DAMION McINTOSH'S NFL REGULAR SEASON STATISTICS

GAMES/STARTS: 2000: 3/0, 2001: 15/14, 2002: 10/10, 2003: 13/13

4-YEAR TOTALS 41/37

Seth McKinney

68 CENTER/GUARD

Height/Weight6-3, 305
Born6/12/79
CollegeTexas A&M '02
AcquiredD3, 2002
Signed Through2004
NFLThird Season
DolphinsThird Season



PRO CAREER

2003 – Played in all 16 contests, starting three of them . . . Opened two games at center and another at left guard . . . Dolphins were 3-0 in games that he started . . . Opened at center in place of the injured Tim Ruddy (knee) at N.Y. Giants (10/5) as the Dolphins racked up 134 yards rushing on 30 attempts (4.5 avg.) in a 23-10 victory . . . Started again at center in place of Ruddy (knee) vs. Baltimore (11/16) as the Dolphins accumulated 141 yards rushing and did not allow a sack in a 9-6 overtime win . . . Started the following week vs. Washington (11/23) at left guard for an injured Jamie Nails (ankle) . . . The Dolphins produced 317 yards of total offense, while rushing for 144 yards on 32 carries (4.5 avg.) in the 24-23 triumph.

FINS FACT

Seth's father, Mike, was the Health and Human Services Commissioner for the state of Texas under former Governor and now President George W. Bush. He now serves as the Chief of Staff for current Texas Governor Rick Perry.

2002 – Played in all 16 games in his rookie season, starting two of them . . . Majority of action over first 14 contests came in short-yardage and goal-line situations, and on special teams . . . Made first start of NFL career at Minnesota (12/21) when he opened at left guard in place of Jamie Nails, who sustained a torn left Achilles' tendon the previous week vs. Oakland (12/15) . . . Also started at that spot in season finale at New England (12/29) as Nails was placed on injured reserve . . . Third-round draft choice (90th overall) by Miami in 2002.

COLLEGE

Four-year starter for the Aggies (1998-2001) . . . Including bowl games, started 50 consecutive contests in his career, becoming just the fifth center in NCAA I-A history to start every game in a career . . . Opened all 12 matchups as a senior and was a consensus All-Big 12 Conference selection . . . Also was an Academic All-Big 12 Conference choice . . . Was a finalist for the Rimington Award, given to the nation's top center . . . Was voted as the team's Offensive MVP, as he did not allow a quarterback sack or pressure the entire season . . . Was a first-team All-Big 12 pick as a junior, while also being selected as the school's Scholar Athlete of the Year . . . Started all 14 games as a redshirt freshman in 1998 and earned Freshman All-America honors from The Sporting News . . . Redshirted in 1997 . . . Holds B.S. and Master's degrees in Management Information Systems.

PERSONAL

Married to Paige with daughter, Kate Elizabeth (12/16/02) . . . Wife gave birth the Monday prior to his first NFL start . . . Brother, Steve, played along the offensive line at Texas A&M from 1994-97, was a fourth-round draft choice of Indianapolis in 1998, and now is in his third season with Houston . . . Was a first-team All-Central Texas and Associated Press All-State pick at Westlake High School in Austin . . . Played offensive tackle on a unit that featured current San Diego Chargers quarterback Drew Brees . . . Also lettered in basketball, baseball and track . . . Was a state qualifier in the shot put . . . Has assisted in building houses for Habitat for Humanity . . . Hobbies include hunting, fishing and spending time with his family . . . Full name is Seth Alan McKinney, born June 12, 1979 in Buffalo, Texas.

SETH MCKINNEY'S NFL REGULAR SEASON STATISTICS

GAMES/STARTS: 2002: 16/2, 2003: 16/3

2-YEAR TOTALS: 32/5

ADDITIONAL STATS

Miscellaneous Tackles: 2 in 2003

BROTHERLY LOVE

In 2003, fullback Obafemi Ayanbadejo and linebacker Brendon Ayanbadejo, each of whom were in their first seasons with the Dolphins, became the second set of brothers in the franchise's 38-year history. They followed in the footsteps of the Blackwoods, which included Glenn (1979-87) and Lyle (1981-86), both of whom played safety.

MONDAY NIGHT MADNESS IN MIAMI

In their history, the Dolphins have appeared on ABC Monday Night Football a total of 69 times, the most of any NFL team, and seven games ahead of the Dallas Cowboys, whose 62 games are second-most in the 34-year history of MNF. In those 69 contests, the Dolphins have compiled a record of 38-31, including a home record of 31-17 (13-13 at Pro Player Stadium) and a road register of 7-14. Their 38 victories also are the most in the history of MNF, one ahead of San Francisco, which has posted 37 victories. Since the inception of MNF in 1970, 1989 has been the only year in which the Dolphins have not made at least one Monday night appearance.

Randy McMichael

81

TIGHT END

Height/Weight6-3, 250
Born6/28/79
CollegeGeorgia '02
AcquiredD4, 2002
Signed Through2005
NFLThird Season
DolphinsThird Season



PRO CAREER

2003 – Emerged as one of the top receiving tight ends in the NFL in his second NFL season . . . Started all 16 games and finished with 49 receptions for 598 yards and two touchdowns . . . Added another touchdown on a fumble recovery . . . Ranked third on the team in receptions and second in receiving yards . . . Led or shared the team-lead in receiving four times during the course of the season . . . Topped team in receiving yards on five occasions . . . Of his 49 receptions, five went for 25 yards or longer, second-most on the team, trailing only Chris Chambers (8) . . . Had a reception in all but one game . . . In his two NFL seasons, has caught a pass in 30 of 32 games . . .

ALL-TIME AMONG DOLPHINS TIGHT ENDS: Had one of the most productive seasons ever by a Dolphins tight end . . . His 49 catches are the third-most ever by a Dolphins tight end and the most since Keith Jackson had 59 in 1994 . . . His 598 receiving yards also are the third-most by a Dolphins tight end and the most since Jackson amassed 673 yards in 1994:

HIGHEST SINGLE-SEASON RECEIVING TOTALS BY A DOLPHINS TIGHT END

RECEPTIONS

PLAYER	YEARS	NO.
1. Keith Jackson	1994	59
2. Bruce Hardy	1986	54
3. RANDY McMICHAEL	2003	49
4. Keith Jackson	1992	48
5. Eric Green	1995	43
6. Larry Seiple	1969	41
7. Bruce Hardy	1985	39
Keith Jackson	1993	39
Troy Drayton	1997	39
RANDY McMICHAEL	2003	39

RECEIVING YARDS

PLAYER	YEARS	YDs
1. Keith Jackson	1994	673
2. Keith Jackson	1993	613
3. RANDY McMICHAEL	2003	598
4. Keith Jackson	1992	594
5. Larry Seiple	1969	577
6. Ferrell Edmunds	1988	575
7. Troy Drayton	1997	558

AMONG AFC TIGHT ENDS: McMichael also placed among the AFC leaders in both receptions and receiving yards . . . In fact, his figures in both categories ranked fourth among AFC tight ends:

FINS FACT

An avid shopper, Randy is likely to be found at one of the many area malls on his day off. Of particular interest to him are shoes, of which he has approximately 200 pairs stashed in his closets at home. "I'm a shoe-aholic. I love them to death," Randy estimates that he has worn every pair once, and after that one time he usually gives them away to the kids in his neighborhood. The one pair that he does get many uses out of is his custom made University of Georgia flip-flops.

AFC RECEIVING LEADERS AMONG TIGHT ENDS

RECEPTIONS

PLAYER	TEAM	NO.
1. Tony Gonzalez	Kansas City	71
2. Shannon Sharpe	Denver	62
3. Todd Heap	Baltimore	57
4. RANDY McMICHAEL	MIAMI	49
5. Erron Kinney	Tennessee	41

RECEIVING YARDS

PLAYER	TEAM	YDs
1. Tony Gonzalez	Kansas City	916
2. Shannon Sharpe	Denver	770
3. Todd Heap	Baltimore	693
4. RANDY McMICHAEL	MIAMI	598
5. Marcus Pollard	Indianapolis	541

GAME HIGHLIGHTS – AT N.Y. JETS (SEPT. 14): Caught three passes for 21 yards, including his first touchdown of the season, which came on an eight-yard pass from Jay Fiedler . . .

AT JACKSONVILLE (OCT. 12): Caught two passes for 27 yards and returned an Obafemi Ayanbadejo fumble two yards for a touchdown.

VS. NEW ENGLAND (OCT. 19): Had his most productive game of his career and one of the top receiving days ever by a Dolphins tight end when he caught eight passes for 102 yards . . . His eight receptions tied a team record for a tight end achieved three times previously, most recently by Keith Jackson who did it in a Divisional Playoff game on January 8, 1995 at San Diego . . . His yardage total tied for the third-most ever by a Dolphins tight end in the regular season, and fourth overall including playoffs . . . He became the first tight end in team history to record a 100-yard receiving game since Jackson amassed 109 yards and two scores on eight catches in that playoff game against the Chargers . . . He became the first to do it in the regular season since Ferrell Edmunds had two receptions for 117 yards on November 27, 1988 at the N.Y. Jets . . . It is one of only six 100-yard receiving games by a Dolphins tight end during the regular season, and the seventh overall, including playoffs:

HIGHEST RECEIVING YARDAGE TOTALS BY A DOLPHINS TIGHT END

PLAYER	DATE	OPPONENT	REC.	YDS.	AVG.	LG	TD
1. Ferrell Edmunds	11/27/88	at N.Y. Jets	2	117	58.5	80t	1
2. Keith Jackson	1/8/95*	at San Diego	8	109	13.6	31	2
3. Larry Seiple	11/16/69	at Buffalo	8	106	13.3	25	0
4. RANDY McMICHAEL	10/19/03	VS. NEW ENGLAND	8	102	12.8	22	0
Larry Seiple	11/2/69	at N.Y. Jets	7	102	14.6	29t	2
6. Jim Mandich	9/29/74	at San Diego	4	101	25.3	44	0
7. Keith Jackson	9/18/94	vs. N.Y. Jets	6	100	16.7	35	0

*Denotes playoff game

AT SAN DIEGO (OCT. 27): Hauled in three passes for 24 yards, including a seven-yard scoring reception from Brian Griese, in Monday night game in Tempe, Ariz . . .

VS. INDIANAPOLIS (NOV. 2): Led team with a six receptions for 88 yards, including a career-long 46-yard catch from Brian Griese . . .

VS. PHILADELPHIA (DEC. 15): Topped team's receiving chart with seven receptions for 95 yards in Monday night contest . . . Both figures mark the second-highest totals of his career.

2002 – Started all 16 games in his rookie season. . . Caught 39 passes for 485 yards and four touchdowns . . . Four receiving scores led the team while reception and yardage figures both were third . . . Became the first Dolphins rookie tight end ever to open every regular season contest . . . Reception total marked the most by a Dolphins tight end since 1997 when Troy Drayton had 39 catches . . . Yardage total was the most by a Dolphins tight end since Drayton had 558 yards in 1997 . . . Four touchdowns were the most by a Dolphins tight end since 1997 when Drayton also had four touchdowns . . . Four touchdown catches were the third-highest figure by a Dolphins rookie at any position, and the most by a tight end, surpassing Ferrell Edmunds, who had three in 1988 . . . Had a reception in 15 of 16 games . . . Of his 39 catches, five went for 25 yards or longer, third-most on the team, trailing only James McKnight (9) and Chris Chambers (7) . . . Fourth-round draft choice (114th overall) by Miami in 2002, with a choice obtained from New Orleans in a swap of fourth-round picks as part of the Ricky Williams trade . . . Marked the highest the Dolphins had ever selected a tight end since they tabbed Edmunds in the third-round (73rd overall) of the 1988 draft . . .

MOST TOUCHDOWN CATCHES BY A DOLPHINS ROOKIE

PLAYER	POSITION	YEAR	TDs
1. Chris Chambers	Wide Receiver	2001	7
2. Andre Brown	Wide Receiver	1989	5
3. RANDY McMICHAEL	TIGHT END	2002	4
4. Four different players, last by Terry Kirby in '93			3

AMONG ROOKIE AND NFL TIGHT ENDS: Although he was the eighth tight end taken in the 2002 draft, McMichael's receiving totals ranked second among all NFL rookie tight ends in 2002, trailing only the Giants' Jeremy Shockey, the 14th overall pick in the draft . . .

TOP TIGHT ENDS SELECTED IN 2002 NFL DRAFT

PLAYER	TEAM	ROUND DRAFTED	OVERALL PICK	REC.	YDS.	AVG.	LG	TD
Jeremy Shockey	N.Y. Giants	1	14	74	894	12.1	30	2
Daniel Graham	New England	1	21	15	150	10.0	31	1
Jerramy Stevens	Seattle	1	28	26	252	9.7	29	3
Doug Jolley	Oakland	2	55	32	409	12.8	33	2
Matt Schobel	Cincinnati	3	67	27	212	7.9	20t	2
Chris Baker	N.Y. Jets	3	88	2	14	7.0	10	0
Justin Peelle	San Diego	4	103	3	15	5.0	10	0
RANDY McMICHAEL	MIAMI	4	114	39	485	12.4	45	4

McMichael's touchdown total was the most of any rookie tight end in the league in '02 . . . His yardage total was sixth among all AFC tight ends and eighth among NFL tight ends:

NFL'S RECEIVING YARDAGE LEADERS AMONG TIGHT ENDS IN 2002

PLAYER	TEAM	YDS.	REC.	AVG.	LG	TD
1. Jeremy Shockey*	N.Y. Giants	894	74	12.1	30	2
2. Todd Heap	Baltimore	836	68	12.3	43	6
3. Tony Gonzalez	Kansas City	773	63	12.3	42t	7
4. Shannon Sharpe	Denver	686	61	11.2	82t	3
5. Billy Miller	Houston	613	51	12.0	42	3
6. Stephen Alexander	San Diego	510	45	11.3	32	1
7. Itula Mili	Seattle	508	43	11.8	49	2
8. RANDY McMICHAEL*	MIAMI	460	36	12.8	45	4

*Indicates rookie

GAME HIGHLIGHTS – VS. DETROIT (SEPT. 8): Made NFL debut in a starting role . . . Tied for team-lead with four receptions, totaling 73 yards, which led the club that day . . . Also scored his first NFL touchdown when he hauled in a Jay Fiedler pass from 16 yards out in the second quarter . . . Long reception went for 24 yards as he averaged 18.3 yards per catch, his best figure in the six games that he had three or more receptions . . . His output marked the most receiving yards by a Dolphins tight end since Troy Drayton had 80 yards on four receptions on October 5, 1997 against Kansas City at Pro Player Stadium . . . Became the first Dolphins tight end to have a reception in his NFL debut since Charles Henry had two catches for 17 yards on September 1, 1991 in the opener that year at Buffalo . . . Touchdown reception represented the first time that a Dolphins tight end scored a touchdown in his NFL debut . . . Became the first Dolphins tight end to lead the team in receiving yards since Drayton had 50 yards on two receptions on November 2, 1997 at Buffalo . . . For his efforts, was named the Pepsi NFL Rookie of the Week in a vote of fans on NFL.com . . .

VS. N.Y. JETS (SEPT. 22): Led team in receiving for second time in three weeks with season-high totals of five receptions for 79 yards, including a long of 36 yards, his second-longest catch of the year . . . Also had a 10-yard touchdown reception from Jay Fiedler in the first quarter . . . His output marked the most receptions by a Dolphins tight end since Jed Weaver had five catches on December 24, 2000 at New England . . . For his performance, was named the Pepsi NFL Rookie of the Week in a vote of fans on NFL.com . . .

AT DENVER (OCT. 13): Led team with a season-high five receptions, totaling 62 yards . . . Had a long catch of 26 yards . . . Had a key 17-yard reception on the Dolphins' final drive of the game which help set up Olindo Mare's 53-yard field goal with six seconds to play to give Miami a 24-22 victory . . .

VS. BUFFALO (OCT. 20): Tied for team-lead with three receptions, totaling 35 yards, including a four-yard TD catch from Ray Lucas . . . It marked McMichael's fourth touchdown reception of the season, establishing the Dolphins' single-season record for a rookie tight end, first set by Ferrell Edmunds who had three in 1988 . . .

VS. BALTIMORE (NOV. 17): Caught two passes for 50 yards, including a season-long reception of 45 yards from Ray Lucas, the fourth-longest pass play by the Dolphins in 2002.

COLLEGE

Three-year letterman (1999-2001) for the Bulldogs . . . Started 21 of the 33 games in which he played during his career and caught 90 passes for 1,213 yards and five touchdowns . . . Finished ranked ninth in school annals for career receiving yards . . . Was a first-team All-Southeastern Conference selection by the Associated Press and SEC coaches in his final year of 2001 when he started nine of the ten games in which he appeared and had 24 receptions for 281 yards and a TD . . . Turned in his most productive season as a redshirt freshman in 1999 when he caught 34 passes for 357 yards and three touchdowns . . . Was a first-team Freshman All-America pick by The Sporting News and the SEC coaches . . . Followed that up by hauling in 32 passes for 475 yards and a score in 2000 when he was an honorable mention all-conference selection . . . Missed all of 1998 with a knee injury . . . Sat out all but one game in 1997 with a thumb injury . . . Earned B.S. in family and consumer science.

PERSONAL

Married to Cawanna . . . Has a daughter, Sierra (2/2/97) . . . Named to the Atlanta Journal-Constitution's Top 50 in the state of Georgia at Peach County High School in Fort Valley . . . Was voted the team's best offensive lineman as a senior . . . Also lettered in basketball and track during his prep career . . . Worked with a mentor program while in college . . . Has assisted in building houses for Habitat for Humanity . . . Enjoys shopping in spare time . . . Lists "Scarface" as favorite movie, "Martin" as favorite television show, "On My Honor" as favorite book, DMX and Pastor as favorite recording artists and Shannon Sharpe as favorite athlete . . . Full name is Randy Montez McMichael, born June 28, 1979 in Griffin, Ga.

RANDY McMICHAEL'S NFL REGULAR SEASON STATISTICS

YEAR	TEAM	G-S	NO.	RECEIVING				RUSHING			
				YDS.	AVG.	LG	TD	ATT.	YDS.	LG	TD
2002	Miami	16-16	39	485	12.4	45	4	1	8	8	0
2003	Miami	16-16	49	598	12.2	46	2	0	0	0	0
2-YEAR TOTALS		32-32	88	1083	12.3	46	6	1	8	8	0

ADDITIONAL STATS

Miscellaneous Tackles: 4 in 2002, 2 in 2003 for total of 6

SINGLE-GAME HIGHS

Most Receptions: 8 vs. New England, 10/19/03
 7 vs. Philadelphia, 12/15/03
 6 vs. Indianapolis, 11/2/03
 5 vs. N.Y. Jets, 9/22/02
 5 at Denver, 10/13/02

Most Receiving Yards: 102 vs. New England, 10/19/03
 95 vs. Philadelphia, 12/15/03
 88 vs. Indianapolis, 11/2/03
 79 vs. N.Y. Jets, 9/22/02
 73 vs. Detroit, 9/8/02

Longest Receptions: 46 vs. Indianapolis, 11/2/03
 45 vs. Baltimore, 11/17/02
 36 vs. N.Y. Jets, 9/22/02
 35 vs. Philadelphia, 12/15/03
 33 vs. Buffalo, 9/21/03

Most Receiving Touchdowns: 1, Six times (last: at San Diego, 10/27/03)

2002 GAME-BY-GAME STATISTICS

DATE	OPPONENT	P/S	RECEIVING				RUSHING				W/L	SCORE
			NO.	YDS.	LG	TD	ATT.	YDS.	LG	TD		
9/8	DETROIT	S	4	73	24	1	0	0	0	0	W	49-21
9/15	at Indianapolis	S	2	34	24	0	0	0	0	0	W	21-13
9/22	N.Y. JETS	S	5	79	36	1	0	0	0	0	W	30-3
9/29	at Kansas City	S	2	18	13	0	0	0	0	0	L	30-48
10/6	NEW ENGLAND	S	3	26	18	1	0	0	0	0	W	26-13
10/13	at Denver	S	5	62	26	0	0	0	0	0	W	24-22
10/20	BUFFALO	S	3	35	26	1	0	0	0	0	L	10-23
11/4	at Green Bay	S	2	12	6	0	1	8	8	0	L	10-24
11/10	at N.Y. Jets	S	2	18	9	0	0	0	0	0	L	10-13
11/17	BALTIMORE	S	2	50	45	0	0	0	0	0	W	26-7
11/24	SAN DIEGO	S	0	0	0	0	0	0	0	0	W	30-3
12/1	at Buffalo	S	2	2	2	0	0	0	0	0	L	21-38
12/9	CHICAGO	S	1	26	26	0	0	0	0	0	W	27-9
12/15	OAKLAND	S	2	12	9	0	0	0	0	0	W	23-17
12/21	at Minnesota	S	1	13	13	0	0	0	0	0	L	17-20
12/29	at New England	S	3	25	14	0	0	0	0	0	L	24-27*
2002 TOTALS			16-16	39	485	45	4	1	8	8	0	9-7

2003 GAME-BY-GAME STATISTICS

DATE	OPPONENT	P/S	RECEIVING				RUSHING				W/L	SCORE
			NO.	YDS.	LG	TD	ATT.	YDS.	LG	TD		
9/7	HOUSTON	S	1	16	16	0	0	0	0	0	L	20-21
9/14	at N.Y. Jets	S	3	21	10	1	0	0	0	0	W	21-10
9/21	BUFFALO	S	4	57	33	0	0	0	0	0	W	17-7
10/5	at N.Y. Giants	S	2	57	33	0	0	0	0	0	W	23-10
10/12	at Jacksonville	S	2	27	14	0	0	0	0	0	W	24-10
10/19	NEW ENGLAND	S	8	102	22	0	0	0	0	0	L	13-19*
10/27	at San Diego	S	3	24	10	1	0	0	0	0	W	26-10
11/2	INDIANAPOLIS	S	6	88	46	0	0	0	0	0	L	17-23
11/9	at Tennessee	S	3	17	8	0	0	0	0	0	L	7-31
11/16	BALTIMORE	S	1	9	9	0	0	0	0	0	W	9-6*
11/23	WASHINGTON	S	3	15	7	0	0	0	0	0	W	24-23
11/27	at Dallas	S	2	24	12	0	0	0	0	0	W	40-21
12/7	at New England	S	0	0	0	0	0	0	0	0	L	0-12
12/15	PHILADELPHIA	S	7	95	35	0	0	0	0	0	L	27-34
12/21	at Buffalo	S	1	6	6	0	0	0	0	0	W	20-3
12/28	N.Y. JETS	S	3	40	27	0	0	0	0	0	W	23-21
2003 TOTALS			16-16	49	598	46	2	0	0	0	0	10-6

* - overtime # - playoff game

RANDY McMICHAEL'S RECEIVING BREAKDOWN

	2003						CAREER					
	G	NO	YDS	AVG	LG	TD	G	NO	YDS	AVG	LG	TD
Buffalo	2	5	63	12.6	33	0	4	10	100	10.0	33	1
Miami	-	-	-	-	-	-	-	-	-	-	-	-
New England	2	8	102	12.8	22	0	4	14	153	10.9	22	1
N.Y. Jets	2	6	61	10.2	27	1	4	13	158	12.2	36	2
AFC East	6	19	226	11.9	33	1	12	37	411	11.1	36	4

Randy McMichael's Receiving Breakdown

	2003						Career					
	G	NO	YDS	AVG	LG	TD	G	NO	YDS	AVG	LG	TD
Baltimore	1	1	9	9.0	9	0	2	3	59	19.7	45	0
Cincinnati	-	-	-	-	-	-	-	-	-	-	-	-
Cleveland	-	-	-	-	-	-	-	-	-	-	-	-
Pittsburgh	-	-	-	-	-	-	-	-	-	-	-	-
AFC Central	1	1	9	9.0	9	0	2	3	59	19.7	45	0
Houston	1	1	16	16.0	16	0	1	1	16	16.0	16	0
Indianapolis	1	6	88	14.7	46	0	2	8	122	15.3	46	0
Jacksonville	1	2	27	13.5	14	0	1	2	27	13.5	14	0
Tennessee	1	3	17	5.7	8	0	1	3	17	5.7	8	0
AFC South	4	12	148	12.3	46	0	5	14	182	13.0	46	0
Denver	-	-	-	-	-	-	1	5	62	12.4	26	0
Kansas City	-	-	-	-	-	-	1	2	18	9.0	13	0
Oakland	-	-	-	-	-	-	1	2	12	6.0	9	0
San Diego	1	3	24	8.0	10	1	2	3	24	8.0	10	1
AFC West	1	3	24	8.0	10	1	5	12	116	9.7	26	1
AFC Total	12	35	407	11.6	46	2	24	66	768	11.6	46	5
Dallas	1	2	24	12.0	12	0	1	2	24	12.0	12	0
N.Y. Giants	1	2	57	28.5	33	0	1	2	57	28.5	33	0
Philadelphia	1	7	95	13.6	35	0	1	7	95	13.6	35	0
Washington	1	3	15	5.0	7	0	1	3	15	5.0	7	0
NFC East	4	14	191	13.6	35	0	4	14	191	13.6	35	0
Chicago	-	-	-	-	-	-	1	1	26	26.0	26	0
Detroit	-	-	-	-	-	-	1	4	73	18.3	24	1
Green Bay	-	-	-	-	-	-	1	2	12	6.0	6	0
Minnesota	-	-	-	-	-	-	1	1	13	13.0	13	0
NFC Central	-	-	-	-	-	-	4	8	124	15.5	26	1
Atlanta	-	-	-	-	-	-	-	-	-	-	-	-
Carolina	-	-	-	-	-	-	-	-	-	-	-	-
New Orleans	-	-	-	-	-	-	-	-	-	-	-	-
Tampa Bay	-	-	-	-	-	-	-	-	-	-	-	-
NFC South	-	-	-	-	-	-	-	-	-	-	-	-
Arizona	-	-	-	-	-	-	-	-	-	-	-	-
St. Louis	-	-	-	-	-	-	-	-	-	-	-	-
San Francisco	-	-	-	-	-	-	-	-	-	-	-	-
Seattle	-	-	-	-	-	-	-	-	-	-	-	-
NFC West	-	-	-	-	-	-	-	-	-	-	-	-
NFC Total	4	14	191	13.6	35	0	8	22	315	14.3	35	1
Home	8	33	422	12.8	46	0	16	53	723	13.6	46	4
Road	8	16	176	11.0	33	2	16	35	360	10.3	33	2
1st Down	16	18	274	15.2	35	0	32	34	491	14.4	35	1
2nd Down	16	18	209	11.6	46	2	32	32	389	12.2	46	4
3rd Down	16	13	115	8.8	24	0	32	22	203	9.2	26	1
4th Down	16	0	0	0.0	0	0	32	0	0	0.0	0	0
1st Half	16	26	301	11.6	46	2	32	44	589	13.4	46	5
2nd Half	16	22	280	12.7	35	0	32	43	477	11.1	35	1
Overtime	2	1	17	17.0	17	0	3	1	17	17.0	17	0
Grass	12	41	490	12.0	46	1	25	75	926	12.3	46	5
Turf	4	8	108	13.5	33	1	7	13	157	12.1	33	1
Aug./Sept.	3	8	94	11.8	33	1	7	21	298	14.2	36	3
October	4	15	210	14.0	33	1	7	26	333	12.8	33	3
November	5	15	153	10.2	46	0	9	21	233	11.1	46	0
Dec./Jan.	4	11	141	12.8	35	0	9	20	219	11.0	35	0
Games 1-8	8	29	392	13.5	46	2	16	55	731	13.3	46	6
Games 9-16	8	20	206	10.3	35	0	16	33	352	10.7	45	0
Wins	10	24	280	11.7	33	2	19	48	642	13.4	45	6
Losses	6	25	318	12.7	46	0	13	40	441	11.0	46	0
Ties	-	-	-	-	-	-	-	-	-	-	-	-

Travis Minor

28 **RUNNING BACK**

Height/Weight5-10, 205
 Born6/30/79
 CollegeFlorida State '01
 AcquiredD3a, 2001
 Signed Through2004
 NFLFourth Season
 DolphinsFourth Season



PRO CAREER

2003 — Played in all 16 games in a reserve role . . . Was second on the team in rushing with 193 yards and a touchdown on 41 attempts . . . Also caught four passes for 13 yards and returned 34 kickoffs for a 21.4-yard average with a long of 49 . . . Added nine tackles and a forced fumble on special teams . . . Was very effective in spelling Ricky Williams, as he had key performances in several victories . . . Rushed for 27 yards on five attempts (5.4 avg.) in 21-10 win over N.Y. Jets (9/14) . . . In first half of that game, totaled nine yards on consecutive carries which put the Dolphins at the Jets' five and led to a Williams 2-yard TD run with 17 seconds remaining in the half . . . Rushed for a season-high 30 yards on five carries, including a season-long 26-yard run, in 9-6 overtime win over Baltimore (11/16) . . . In 24-23 win over Washington the following week (11/23), ran for 20 yards on just three carries . . . Long run of 11 yards came in the fourth quarter and led to a Williams 24-yard TD run three plays afterward to put the Dolphins on top for good, 24-23 . . . Lone touchdown of the year came on a 2-yard run in Monday night game vs. Philadelphia (12/15), to tie the game at 14 apiece in the second quarter . . . Was credited with a forced fumble on punt coverage unit at Buffalo (12/21) . . . In season finale vs. N.Y. Jets (12/28), fielded four kickoffs for a 29.0-yard average, including a long of 49 which put the Dolphins at the Jets' 48 and led to a touchdown in Miami's 23-21 victory . . . That marked the second-longest kickoff return of his career.

2002 — Played in all 16 games in a reserve role . . . Was second on the team with 180 yards rushing and two touchdowns on 44 attempts . . . Returned 46 kickoffs for 1,071 yards, a 23.3-yard average, and a long of 66 . . . Ranked third on the squad with 17 special teams tackles . . . Kickoff return average ranked eighth in the AFC . . . Rushed for a season-high 45 yards on 11 carries in opener vs. Detroit (9/8) . . . Scored first touchdown of the year on a five-yard run two weeks later in 30-3 win over N.Y. Jets (9/22) . . . Posted 34 yards rushing on four attempts and broke loose for a season-long 23-yard run at Buffalo (12/1) . . . Second score of the year came on a four-yard run vs. Oakland (12/15), giving the Dolphins a 17-3 lead in a game they went on to win, 23-17 . . . Had a season-high three special teams tackles vs. N.Y. Jets (9/22) and vs. New England (10/6) . . .

KICKOFF RETURNS: Ranked eighth in the AFC with a 23.3-yard average on 46 kickoff returns . . . 46 returns represent the second-highest single-season total in Dolphins history while his 1,071 return yards are fourth:

FINS FACT

The 2003 season turned out to be a tumultuous one for Travis. The first night of training camp, his father, Leslie, was killed in a motorcycle accident in his hometown of Baton Rouge. Travis is dedicating each remaining season of his NFL career to his father. "I owe him for everything I that am," Travis says about his father. "We were real close. He gave me the opportunity to do what I'm doing today. He was the main reason why I'm able to play in the NFL. I was blessed to have a father figure in my life until last year. All I can do is hope to be as good of a father one day as he was to me."

MIAMI DOLPHINS SINGLE-SEASON KICKOFF RETURN LEADERS

KICKOFF RETURNS

PLAYER	YEARS	NO.
1. Brock Marion	1999	62
2. TRAVIS MINOR	2002	46
3. Tony Nathan	1979	45
Lorenzo Hampton	1985	45

KICKOFF RETURN YARDS

PLAYER	YEARS	YDS.
1. Brock Marion	1999	1,524
2. Mercury Morris	1969	1,136
3. John Avery	1998	1,085
4. TRAVIS MINOR	2002	1,071

... Returned seven kickoffs for 215 yards, a 30.7-yard average, in win at Denver (10/13) ... This included a season-long return of 66 yards ... Seven returns tied a club single-game record which had been achieved six previous times by five different players, most recently by Albert Johnson two weeks earlier at Kansas City (9/29) ... Yardage total marked a franchise single-game standard, surpassing the previous mark of 205 yards set by Johnson in that Chiefs contest ... For his performance in the Broncos contest, was awarded a game ball on special teams ... On the year, had four returns of longer than 40 yards, including ones of 66, 46, 45 and 42 yards ...

MIAMI DOLPHINS SINGLE-GAME KICKOFF RETURN LEADERS

KICKOFF RETURNS

PLAYER	DATE	OPP.	NO.
1. D. Bessilleu	10/12/80	at N.E.	7
F. Walker	11/8/81	at N.E.	7
J. Cribbs	12/18/88	at Pitt.	7
B. Marion	12/12/99	at NY Jets	7
B. Marion	10/23/00	at NY Jets	7
A. Johnson	9/29/02	at K.C.	7
T. MINOR	10/13/02	AT DEN.	7

KICKOFF RETURN YARDS

PLAYER	DATE	OPP.	YDS.
1. T. MINOR	10/13/02	AT DEN.	215
2. A. Johnson	9/29/02	at K.C.	205
3. G. Milton	9/21/68	vs. Oak.	204

2001 – Played in all 16 games in a reserve role during his rookie season ... Finished third on the team and second among running backs with 281 yards rushing and two touchdowns on 59 attempts (4.8 avg.) ... Also caught 29 passes for 263 yards and one touchdown, as reception total ranked fifth on the team and second among running backs ... Also made an impact on special teams where he recorded ten tackles on coverage units ... First NFL touchdown came when he broke loose for a 29-yard scoring run at N.Y. Jets (10/14) ... Scored another touchdown at Seattle (10/28) when QB Jay Fiedler fumbled into the end zone following a nine-yard run to the 1, and Minor recovered ... Had the best day of his rookie season at Indianapolis (11/11) when he rushed for 71 yards and a touchdown on seven attempts and caught two passes for 18 yards ... Score came on a 56-yard run, the second-longest by a rookie in club history, trailing only the 77-yard TD run by Leroy Harris on December 5, 1977 against Baltimore ... Along with rookie WR Chris Chambers, who had two receiving scores that day, it marked the first time that a rushing touchdown and a receiving touchdown had been scored by Dolphins rookies in the same game since September 13, 1999 at Denver, when J.J. Johnson had a one-yard TD run and Rob Konrad had a 12-yard TD reception from Dan Marino ... It was the first time that a rookie running back and wide receiver had touchdowns in the same game since October 24, 1993 against Indianapolis, when WR O.J. McDuffie had a 71-yard punt return for a TD and RB Terry Kirby had a 44-yard scoring reception from Scott Mitchell and a 14-yard TD run ... It was the first time that a rookie wide receiver had a TD reception and a rookie running back had a TD run in the same game since November 19, 1989, when RB Sammie Smith had a one-yard scoring run and WR Andre Brown had a 48-yard TD catch from Marino ... Led Dolphins in rushing at Buffalo (11/25) with 38 yards on eight attempts ... Only reception that day was an 18-yard catch in the fourth quarter of a drive that culminated with a game-tying field goal in a game the Dolphins went on to win, 34-27 ... Caught a season-high seven passes for 65 yards, including a 17-yard TD reception, vs. Atlanta (12/30) ... His touchdown catch, which was the first of his NFL career, gave the Dolphins a 14-7 lead in the second quarter of a game they went on to win, 21-14 ... Saw action in a reserve role in First-Round Playoff game vs. Baltimore (1/13/02) ... Rushed for 14 yards on five attempts and caught two passes for four yards ... Also recorded a tackle on special teams ... First of two third-round draft choices by Miami in 2001 (85th overall).

COLLEGE

Was a four-year letterman for the Seminoles (1997-2000) . . . Started 33 of the 43 games in which he played during his career, including 30 starts over his final three years . . . Finished his career with 3,218 yards rushing and 28 touchdowns on 664 attempts, while also catching 106 passes for 831 yards and three scores . . . Is the school's third all-time leading rusher, trailing only Warrick Dunn (3,959) and Greg Allen (3,769) . . . Led team in rushing all four years . . . Was a second-team All-Atlantic Coast Conference selection as a senior when he rushed for a career-high 923 yards and five touchdowns on 181 carries, and tallied a career-best 42 receptions for 333 yards . . . Reception total ranked second on the club . . . Played in the Senior Bowl following his senior season . . . Was a second-team All-ACC pick as a junior when he collected 815 yards rushing and seven touchdowns on 180 attempts and caught 16 passes for 102 yards in helping the Seminoles to the 1999 national championship . . . Amassed a season-high 146 yards rushing in win over Miami (Fla.) . . . Although he started only eight games as a sophomore, was a first-team All-ACC choice as he rushed for 857 yards and seven touchdowns on 191 carries and had 21 receptions for 189 yards and a TD . . . Was named ACC Rookie of the Year and was a second-team All-ACC selection as a freshman with 623 yards rushing, a career-high nine touchdowns on 112 attempts, and 27 receptions for 207 yards and a pair of TDs . . . Initial touchdowns of his career came on runs of one and five yards against Miami (Fla.) . . . Had a career-high 155 yards rushing against Virginia . . . Majored in sports management.

PERSONAL

Single . . . Lettered in football and track at Catholic High School in Baton Rouge, La., the same school that produced Atlanta Falcons RB Warrick Dunn . . . Rushed for 4,706 yards and 52 touchdowns, while also catching 62 passes for 1,344 yards and 20 scores in his prep career . . . Was named USA Today's Offensive Player of the Year as a senior when he rushed for 2,649 yards and 33 touchdowns and caught 25 passes for 598 yards and ten TDs . . . In track, was the state champion in the 100- and 200-meters . . . Enjoys traveling and spending time in the outdoors . . . Growing up, Walter Payton was his favorite athlete . . . Contributed a weekly training camp diary as a rookie in 2001 for team's official web site, www.MiamiDolphins.com . . . Full name is Travis DeJohn Minor, born June 30, 1979 in New Orleans, La.

TRAVIS MINOR'S NFL REGULAR SEASON STATISTICS

YEAR	TEAM	G-S	ATT.	RUSHING				NO.	RECEIVING		
				YDS.	AVG.	LG	TD		YDS.	LG	TD
2001	Miami	16-0	59	281	4.8	56t	2	29	263	29	1
2002	Miami	16-0	44	180	4.1	23	2	0	0	0	0
2003	Miami	16-0	41	193	4.7	26	1	4	13	12	0
3-YEAR TOTALS		48-0	144	654	4.5	56t	5	33	276	29	1

TRAVIS MINOR'S NFL PLAYOFF STATISTICS

YEAR	TEAM	G-S	ATT.	RUSHING				NO.	RECEIVING		
				YDS.	AVG.	LG	TD		YDS.	LG	TD
2001	Miami	1-0	5	14	2.8	5	0	2	4	4	0

ADDITIONAL STATS

Special Teams Tackles: 10 in 2001, 17 in 2002, 9 in 2003 for total of 36 (P-1)

Special Teams Forced Fumbles: 1 in 2003

Kickoff Returns: 46 for 1,071 yards, 23.3 avg., long of 66 in 2002; 34 for 727, 21.4 avg., long of 49 in 2003 for total of 80 for 1,798 yards, 22.5 avg., long of 66

Own Fumble Recoveries: 1 for 0 yards, 1 TD in 2001

SINGLE-GAME HIGHS

Most Rushing Yards:	71	at Indianapolis, 11/11/01
	45	vs. Detroit, 9/8/02
	38	at Buffalo, 11/25/01
Most Rushing Attempts:	11	vs. Detroit, 9/8/02
	9	vs. Atlanta, 12/30/01
	9	at Dallas, 11/27/03
Longest Runs:	56t	at Indianapolis, 11/11/01
	29t	at N.Y. Jets, 10/14/01
	26	vs. Baltimore, 11/16/03
Most Receptions:	7	vs. Atlanta, 12/30/01
	5	vs. N.Y. Jets, 11/18/01
	4	at San Francisco, 12/16/01
Most Receiving Yards:	65	vs. Atlanta, 12/30/01
	41	vs. Indianapolis, 12/10/01
	35	at N.Y. Jets, 10/14/01
Longest Receptions:	29	vs. Indianapolis, 12/10/01
	21	vs. Atlanta, 12/30/01
	20	at San Francisco, 12/16/01
Most Kickoff Returns:	7	vs. Denver, 10/13/02
	6	at Buffalo, 12/1/02
	6	vs. Philadelphia, 12/15/03
Most Kickoff Return Yards:	215	at Denver, 10/13/02
	139	vs. Buffalo, 10/20/02
	126	vs. Oakland, 12/15/02
Longest Kickoff Returns:	126	vs. Philadelphia, 12/15/03
	66	at Denver, 10/13/02
	49	vs. N.Y. Jets, 12/28/03
	46	vs. Buffalo, 10/20/02

2001 GAME-BY-GAME STATISTICS

DATE	OPPONENT	P/S	RUSHING				RECEIVING				W/L	SCORE
			ATT.	YDS.	LG	TD	NO.	YDS.	LG	TD		
9/9	at Tennessee	P	0	0	0	0	0	0	0	0	W	31-23
9/23	OAKLAND	P	1	1	1	0	1	8	8	0	W	18-15
9/30	at St. Louis	P	0	0	0	0	1	5	5	0	L	10-42
10/7	NEW ENGLAND	P	7	25	6	0	1	-1	-1	0	W	30-10
10/14	at N.Y. Jets	P	1	29	29t	1	2	35	19	0	L	17-21
10/28	at Seattle	P	2	11	10	0	0	0	0	0	W	24-20
11/4	CAROLINA	P	4	13	5	0	2	20	17	0	W	23-6
11/11	at Indianapolis	P	7	71	56t	1	2	18	10	0	W	27-24
11/18	N.Y. JETS	P	6	9	3	0	5	23	8	0	L	0-24
11/25	at Buffalo	P	8	38	8	0	1	18	18	0	W	34-27
12/2	DENVER	P	2	1	2	0	1	4	4	0	W	21-10
12/10	INDIANAPOLIS	P	4	28	17	0	2	41	29	0	W	41-6
12/16	at San Francisco	P	2	12	7	0	4	27	20	0	L	0-21
12/22	at New England	P	3	7	6	0	0	0	0	0	L	13-20
12/30	ATLANTA	P	9	33	11	0	7	65	21	1	W	21-14
1/6/02	BUFFALO	P	3	3	2	0	0	0	0	0	W	34-7
1/13/02	#BALTIMORE	P	5	14	5	0	2	4	4	0	L	3-20
2001 TOTALS		16-0	59	281	56t	2	29	263	29	1	11-5	
PLAYOFF TOTALS		1-0	5	14	5	0	2	4	4	0	0-1	

2002 GAME-BY-GAME STATISTICS

DATE	OPPONENT	P/S	RUSHING				RECEIVING				W/L	SCORE
			ATT.	YDS.	LG	TD	NO.	YDS.	LG	TD		
9/8	DETROIT	P	11	45	18	0	0	0	0	0	W	49-21
9/15	at Indianapolis	P	3	1	3	0	0	0	0	0	W	21-13
9/22	N.Y. JETS	P	4	21	9	1	0	0	0	0	W	30-3
9/29	at Kansas City	P	0	0	0	0	0	0	0	0	L	30-48

2002 GAME-BY-GAME STATISTICS

DATE	OPPONENT	P/S	RUSHING				RECEIVING				W/L	SCORE
			ATT.	YDS.	LG	TD	NO.	YDS.	LG	TD		
10/6	NEW ENGLAND	P	0	0	0	0	0	0	0	0	W	26-13
10/13	at Denver	P	0	0	0	0	0	0	0	0	W	24-22
10/20	BUFFALO	P	2	8	5	0	0	0	0	0	L	10-23
11/4	at Green Bay	P	1	4	4	0	0	0	0	0	L	10-24
11/10	at N.Y. Jets	P	0	0	0	0	0	0	0	0	L	10-13
11/17	BALTIMORE	P	0	0	0	0	0	0	0	0	W	26-7
11/24	SAN DIEGO	P	8	33	11	0	0	0	0	0	W	30-3
12/1	at Buffalo	P	4	34	23	0	0	0	0	0	L	21-38
12/9	CHICAGO	P	8	21	8	0	0	0	0	0	W	27-9
12/15	OAKLAND	P	2	10	6	1	0	0	0	0	W	23-17
12/21	at Minnesota	P	0	0	0	0	0	0	0	0	L	17-20
12/29	at New England	P	1	3	3	0	0	0	0	0	L	24-27*
2002 TOTALS			16-0	44	180	23	2	0	0	0	0	9-7

2003 GAME-BY-GAME STATISTICS

DATE	OPPONENT	P/S	RUSHING				RECEIVING				W/L	SCORE
			ATT.	YDS.	LG	TD	NO.	YDS.	LG	TD		
9/7	HOUSTON	P	1	3	3	0	0	0	0	0	L	20-21
9/14	at N.Y. Jets	P	5	27	11	0	0	0	0	0	W	21-10
9/21	BUFFALO	P	0	0	0	0	0	0	0	0	W	17-7
10/5	at N.Y. Giants	P	0	0	0	0	0	0	0	0	W	23-10
10/12	at Jacksonville	P	1	11	11	0	2	12	12	0	W	24-10
10/19	NEW ENGLAND	P	0	0	0	0	0	0	0	0	L	13-19*
10/27	at San Diego	P	0	0	0	0	0	0	0	0	W	26-10
11/2	INDIANAPOLIS	P	1	11	11	0	0	0	0	0	L	17-23
11/9	at Tennessee	P	3	22	19	0	1	5	5	0	L	7-31
11/16	BALTIMORE	P	5	30	26	0	0	0	0	0	W	9-6*
11/23	WASHINGTON	P	3	20	11	0	0	0	0	0	W	24-23
11/27	at Dallas	P	9	26	9	0	0	0	0	0	W	40-21
12/7	at New England	P	0	0	0	0	1	-4	-4	0	L	0-12
12/15	PHILADELPHIA	P	5	24	12	1	0	0	0	0	L	27-34
12/21	at Buffalo	P	7	19	9	0	0	0	0	0	W	20-3
12/28	N.Y. JETS	P	1	0	0	0	0	0	0	0	W	23-21
2003 TOTALS			16-0	41	193	26	1	4	13	12	0	10-6

* - overtime # - playoff game

TRAVIS MINOR'S RUSHING BREAKDOWN

	2003						CAREER					
	G	NO	YDS	AVG	LG	TD	G	NO	YDS	AVG	LG	TD
Buffalo	2	7	19	2.7	9	0	6	24	102	4.3	23	0
Miami	-	-	-	-	-	-	-	-	-	-	-	-
New England	2	0	0	0.0	0	0	6	11	35	3.2	6	0
N.Y. Jets	2	6	27	4.5	11	0	6	17	86	5.1	29	2
AFC East	6	13	46	3.5	11	0	18	52	223	4.3	29	2
Baltimore	1	5	30	6.0	26	0	2	5	30	6.0	26	0
Cincinnati	-	-	-	-	-	-	-	-	-	-	-	-
Cleveland	-	-	-	-	-	-	-	-	-	-	-	-
Pittsburgh	-	-	-	-	-	-	-	-	-	-	-	-
AFC Central	1	5	30	6.0	26	0	2	5	30	6.0	26	0
Houston	1	1	3	3.0	3	0	1	1	3	3.0	3	0
Indianapolis	1	1	11	11.0	11	0	4	15	111	7.4	56	1
Jacksonville	1	1	11	11.0	11	0	1	1	11	11.0	11	0
Tennessee	1	3	22	7.3	19	0	2	3	22	7.3	19	0
AFC South	4	6	47	7.8	19	0	8	20	147	7.4	56	1
Denver	-	-	-	-	-	-	2	2	1	0.5	2	0
Kansas City	-	-	-	-	-	-	1	0	0	0.0	0	0
Oakland	-	-	-	-	-	-	2	3	11	3.7	6	1
San Diego	1	0	0	0.0	0	0	2	8	33	4.1	11	0
AFC West	1	0	0	0.0	0	0	7	13	45	3.5	11	1
AFC Total	12	24	123	5.1	26	0	35	90	445	4.9	56	4

TRAVIS MINOR'S RUSHING BREAKDOWN

	2003						CAREER					
	G	NO	YDS	AVG	LG	TD	G	NO	YDS	AVG	LG	TD
Dallas	1	9	26	2.9	9	0	1	9	26	2.9	9	0
N.Y. Giants	1	0	0	0.0	0	0	1	0	0	0.0	0	0
Philadelphia	1	5	24	4.8	12	1	1	5	24	4.8	12	1
Washington	1	3	20	6.7	11	0	1	3	20	6.7	11	0
NFC East	4	17	70	4.1	12	1	4	17	70	4.1	12	1
Chicago	-	-	-	-	-	-	1	8	21	2.6	8	0
Detroit	-	-	-	-	-	-	1	11	45	4.1	18	0
Green Bay	-	-	-	-	-	-	1	1	4	4.0	4	0
Minnesota	-	-	-	-	-	-	1	0	0	0.0	0	0
NFC Central	-	-	-	-	-	-	4	20	70	3.5	18	0
Atlanta	-	-	-	-	-	-	1	9	33	3.7	11	0
Carolina	-	-	-	-	-	-	1	4	13	3.3	5	0
New Orleans	-	-	-	-	-	-	-	-	-	-	-	-
Tampa Bay	-	-	-	-	-	-	-	-	-	-	-	-
NFC South	-	-	-	-	-	-	2	13	46	3.5	11	0
Arizona	-	-	-	-	-	-	-	-	-	-	-	-
St. Louis	-	-	-	-	-	-	1	0	0	0.0	0	0
San Francisco	-	-	-	-	-	-	1	2	12	6.0	7	0
Seattle	-	-	-	-	-	-	1	2	11	5.5	10	0
NFC West	-	-	-	-	-	-	3	4	23	5.8	10	0
NFC Total	4	17	70	4.1	12	1	13	54	209	3.9	18	1
Home	8	16	88	5.5	26	1	24	87	339	3.9	26	3
Road	8	25	105	4.2	19	0	24	57	315	5.5	56	2
1st Down	16	17	79	4.6	19	0	48	63	265	4.2	29	1
2nd Down	16	17	84	4.9	26	1	48	56	295	5.3	56	4
3rd Down	16	6	32	5.3	12	0	48	22	91	4.1	17	0
4th Down	16	1	-2	-2.0	-2	0	48	3	3	1.0	3	0
1st Half	16	22	117	5.3	26	1	48	58	335	5.8	56	4
2nd Half	16	19	76	4.0	19	0	48	86	319	3.7	29	1
Overtime	2	0	0	0.0	0	0	3	0	0	0.0	0	0
Grass	12	20	121	6.1	26	1	37	99	427	4.3	29	4
Turf	4	21	72	3.4	11	0	11	45	227	5.0	56	1
Aug./Sept.	3	6	30	5.0	11	0	10	25	98	3.9	18	1
October	4	1	11	11	11	0	10	13	84	6.5	29	1
November	5	21	109	5.2	26	0	13	55	277	5.0	56	1
Dec./Jan.	4	13	43	3.3	12	1	15	51	195	3.8	23	2
Games 1-8	8	8	52	6.5	11	0	24	51	281	5.5	56	3
Games 9-16	8	33	141	4.3	26	1	24	93	373	4.0	29	2
Wins	10	31	133	4.3	26	0	30	114	488	4.3	56	3
Losses	6	10	60	6.0	19	1	18	30	166	5.5	29	2
Ties	-	-	-	-	-	-	-	-	-	-	-	-

TRAVIS MINOR'S RECEIVING BREAKDOWN

	2003						CAREER					
	G	NO	YDS	AVG	LG	TD	G	NO	YDS	AVG	LG	TD
Buffalo	2	0	0	0.0	0	0	6	1	18	18.0	18	0
Miami	-	-	-	-	-	-	-	-	-	-	-	-
New England	2	1	-4	-4.0	-4	0	6	2	-5	-2.5	-1	0
N.Y. Jets	2	0	0	0.0	0	0	6	7	58	8.3	19	0
AFC East	6	1	-4	-4.0	-4	0	18	10	71	7.1	19	0
Baltimore	1	0	0	0.0	0	0	2	0	0	0.0	0	0
Cincinnati	-	-	-	-	-	-	-	-	-	-	-	-
Cleveland	-	-	-	-	-	-	-	-	-	-	-	-
Pittsburgh	-	-	-	-	-	-	-	-	-	-	-	-
AFC Central	1	0	0	0.0	0	0	2	0	0	0.0	0	0
Houston	1	0	0	0.0	0	0	1	0	0	0.0	0	0
Indianapolis	1	0	0	0.0	0	0	4	4	59	14.8	29	0
Jacksonville	1	2	12	6.0	12	0	1	2	12	6.0	12	0
Tennessee	1	1	5	5.0	5	0	2	1	5	5.0	5	0
AFC South	4	3	17	5.7	12	0	8	7	76	10.9	29	0

TRAVIS MINOR'S RECEIVING BREAKDOWN

	2003						CAREER					
	G	NO	YDS	AVG	LG	TD	G	NO	YDS	AVG	LG	TD
Denver	-	-	-	-	-	-	2	1	4	4.0	4	0
Kansas City	-	-	-	-	-	-	1	0	0	0.0	0	0
Oakland	-	-	-	-	-	-	2	1	8	8.0	8	0
San Diego	1	0	0	0.0	0	0	2	0	0	0.0	0	0
AFC West	1	0	0	0.0	0	0	7	2	12	6.0	8	0
AFC Total	12	4	13	3.3	12	0	35	19	159	8.4	29	0
Dallas	1	0	0	0.0	0	0	1	0	0	0.0	0	0
N.Y. Giants	1	0	0	0.0	0	0	1	0	0	0.0	0	0
Philadelphia	1	0	0	0.0	0	0	1	0	0	0.0	0	0
Washington	1	0	0	0.0	0	0	1	0	0	0.0	0	0
NFC East	4	0	0	0.0	0	0	4	0	0	0.0	0	0
Chicago	-	-	-	-	-	-	1	0	0	0.0	0	0
Detroit	-	-	-	-	-	-	1	0	0	0.0	0	0
Green Bay	-	-	-	-	-	-	1	0	0	0.0	0	0
Minnesota	-	-	-	-	-	-	1	0	0	0.0	0	0
NFC North	-	-	-	-	-	-	4	0	0	0.0	0	0
Atlanta	-	-	-	-	-	-	1	7	65	9.3	21	1
Carolina	-	-	-	-	-	-	1	2	20	10.0	17	0
New Orleans	-	-	-	-	-	-	-	-	-	-	-	-
Tampa Bay	-	-	-	-	-	-	-	-	-	-	-	-
NFC South	-	-	-	-	-	-	2	9	85	9.4	21	1
Arizona	-	-	-	-	-	-	-	-	-	-	-	-
St. Louis	-	-	-	-	-	-	1	1	5	5.0	5	0
San Francisco	-	-	-	-	-	-	1	4	27	6.8	20	0
Seattle	-	-	-	-	-	-	1	0	0	0.0	0	0
NFC West	-	-	-	-	-	-	3	5	32	6.4	20	0
NFC Total	4	0	0	0.0	0	0	13	14	117	8.4	21	1
Home	8	0	0	0.0	0	0	24	19	160	8.4	29	1
Road	8	4	13	3.3	12	0	24	14	116	8.3	20	0
1st Down	16	2	12	6.0	12	0	48	13	117	9.0	18	1
2nd Down	16	0	0	0.0	0	0	48	8	71	8.9	21	0
3rd Down	16	2	1	0.5	5	0	48	12	88	7.3	29	0
4th Down	16	0	0	0.0	0	0	48	0	0	0.0	0	0
1st Half	16	3	8	2.7	12	0	48	15	147	9.8	29	1
2nd Half	16	1	5	5.0	5	0	48	18	129	7.2	21	0
Overtime	2	0	0	0.0	0	0	3	0	0	0.0	0	0
Grass	12	4	13	3.3	12	0	37	29	235	8.1	29	1
Turf	4	0	0	0.0	0	0	11	4	41	10.3	10	0
Aug./Sept.	3	0	0	0.0	0	0	10	2	13	6.5	8	0
October	4	2	12	6.0	12	0	10	5	46	9.2	19	0
November	5	1	5	5.0	5	0	13	11	84	7.6	18	0
Dec./Jan.	4	1	-4	-4.0	-4	0	15	15	133	8.9	29	1
Games 1-8	8	2	12	6.0	12	0	24	11	97	8.8	19	0
Games 9-16	8	2	1	0.5	5	0	24	22	179	8.1	29	1
Wins	10	2	12	6.0	12	0	30	19	185	9.7	29	1
Losses	6	2	1	0.5	5	0	18	14	91	6.5	20	0
Ties	-	-	-	-	-	-	-	-	-	-	-	-

DUAL 100-YARD RECEIVING GAMES

In the 38-year history of the franchise, the Dolphins have had 18 dual 100-yard receiving games, 20 including playoffs. The most frequent duo has been Mark Clayton and Mark Duper, who combined for four dual 100-yard receiving games. Overall, Clayton was part of eight such games while Duper was in seven. The most recent game in which the Dolphins had two receivers surpass the 100-yard mark occurred on November 25, 2001 when Oronde Gadsden accumulated 118 yards on eight receptions and Chris Chambers totaled 101 yards and two scores on five catches against the Bills at Ralph Wilson Stadium. It marked the third time that Gadsden had been a part of a dual 100-yard receiving game, with the first two occasions coming in 1999.

Eddie Moore

58 LINEBACKER

Height/Weight6-0, 230
Born7/5/80
CollegeTennessee '03
AcquiredD2, 2003
Signed Through2007
NFLSecond Season
DolphinsSecond Season



PRO CAREER

2003 – Spent his entire rookie season on injured reserve with a left Lis-Franc type mid-foot injury that he sustained in the Dolphins' first preseason game, vs. Tampa Bay (8/8) . . . Underwent surgery on August 11 to repair the injury . . . Dr. Robert Anderson, a foot and ankle specialist and Team Physician for the Carolina Panthers, performed the surgery at the Carolina Medical Center in Charlotte, North Carolina . . . Was placed on I/R on August 29 . . . Underwent subsequent surgery on December 10 to remove a stabilizing screw from his left foot that was inserted in the original surgery . . . This surgery was performed by Dr. Anderson at the Carolina Medical Center . . . Second-round draft choice (49th overall) by Miami in 2003.

FINS FACT

Among Eddie's hobbies in his free time is writing poetry. He finds it a way of relaxing and an effective form of expression. "It sets you free and gives you a way of getting things off your chest. I'll write things down that I can't talk about with other people."

COLLEGE

Was a four-year letterman (1999-2002) for the Volunteers who started each of his final two seasons . . . Appeared in 46 games, including 24 starts, and concluded his career with 219 total tackles, 17 stops for loss, six sacks, an interception, a fumble recovery, two forced fumbles and 13 passes defended . . . Was a second-team All-SEC performer as a senior when he started all 12 contests and tallied career-high totals of 101 tackles, eight stops for loss and three sacks . . . Started all 12 games as a junior in 2001 and led the squad with 81 tackles . . . Majored in sociology.

PERSONAL

Single . . . Has a daughter, Celentria (10/14/99) . . . Attended South Pittsburg (Tenn.) High School . . . Rushed for 74 touchdowns in his prep career . . . Was named as Tri-State Super Player of the Year, Class A Offensive MVP and was a finalist for Class A Mr. Football honors as a two-way player at safety and running back his senior year, when he ran for 2,100 yards and 43 touchdowns . . . Also had 328 yards receiving and put together a 37.8-yard average on punts . . . Also lettered in basketball and baseball . . . Enjoys plants, fishing and writing poetry in spare time . . . Lists "Cutting Edge" as favorite movie and "The Coming of Age in Mississippi" as favorite book . . . Full name is Eddie Deon Moore, born July 5, 1980 in Chattanooga, Tenn.

EDDIE MOORE'S NFL REGULAR SEASON STATISTICS

YEAR	TEAM	G-S	TACK.	ASST.	TOTAL	FUM. REC.	FOR. FUM.	QB SACK	YDS LOST
2003	Miami				INJURED RESERVE				

Sammy Morris

31 RUNNING BACK

Height/Weight6-0, 220
Born3/23/77
CollegeTexas Tech '00
AcquiredUFA (Buff.), 2004
Signed Through2005
NFLFifth Season
DolphinsFirst Season



PRO CAREER

2003 — Signed a two-year contract with the Dolphins as an unrestricted free agent from Buffalo on March 12, 2004. . . A versatile back who has played running back, fullback and served as the third-down back in his career . . . Also was regarded as one of the Bills' top special teams performers . . . Played in nine games, all in a reserve role with the Bills in '03 . . . Was inactive for seven contests . . . Rushed for 70 yards and a touchdown on 19 carries and caught 14 passes for 100 yards . . . Added six kickoff returns for a 24.3-yard average with a long of 52 and nine tackles on special teams . . . Recorded a career-long 52-yard kickoff return at Jacksonville (9/14) . . . Was inactive for each of the next five games with a groin injury . . . Lone touchdown of the year came on a seven-yard run vs. Indianapolis (11/23), when he also caught a season-high three passes for 23 yards and tallied three stops on special teams.

2002 — Played in all 16 games in a reserve role . . . Served as Buffalo's special teams captain for the second year in a row . . . Rushed for five yards on two attempts and registered three receptions for 48 yards . . . Led the Bills' special teams with 31 tackles . . . Had a season-high five special teams tackles at Denver (9/22).

2001 — Played in all 16 games, including one start . . . Rushed for 72 yards on 20 carries and had seven receptions for 36 yards . . . Served as a captain on special teams and led that unit with 28 tackles . . . Lone start of the year came vs. N.Y. Jets (10/7).

2000 — Played in 12 games, including eight starts in his rookie season . . . Rushed for 341 yards and five touchdowns on 93 attempts and caught 37 passes for 268 yards and a score . . . Contributed 11 tackles on special teams . . . Rushing total ranked third on the team, while his reception figure was fourth on the club and tops among running backs . . . First NFL start occurred in week three game at N.Y. Jets (9/17) when he rushed for nine yards on three carries

FINS & FACT

During his four seasons with the Bills, not only did Sammy establish himself as one of the club's top special teams players, but he also carved out a niche as one of the organization's top participants in community related events. "I look at it as something I like to do and not something I feel like I'm forced to do," Morris says of his work in the community. "I think most people would like to have an impact on peoples' lives, and fortunately the NFL gives you a lot of opportunities to do that."

and caught three passes for 11 yards . . . The week afterwards vs. Indianapolis (10/1), rushed for 28 yards on four attempts, and totaled a career-best 44 receiving yards on four receptions . . . Initial touchdown of NFL career came on a three-yard run at Miami (10/8) . . . That began a stretch of four straight games in which he had a touchdown run, the second-longest such streak by a rookie in Bills history, trailing only the five-game streak by Joe Cribbs in 1980 . . . The following week vs. San Diego (10/15), amassed a career-high 60 rushing yards on eight attempts, including a 32-yard scoring run . . . Had a pair of scores in the Bills' next contest, at Minnesota (10/22) when he ran for a one-yard touchdown and caught an 18-yard TD pass . . . Ran for 54 yards on 19 attempts vs. N.Y. Jets (10/29) and scored in his fourth consecutive contest when he had a one-yard TD run . . . Rushed for 45 yards on 10 carries and caught four passes for 41 yards at New England (11/5) before being forced from the game early with a thigh bruise . . . Returned to action the week afterwards vs. Chicago (11/12), but sustained an ankle injury and was inactive for each of the following three games . . . Rushed for 43 yards on 11 attempts and had three receptions for 11 yards vs. New England (12/17) before re-injuring his ankle . . . Was inactive for season finale at Seattle (12/23) . . . Fifth-round draft choice (156th overall) by Buffalo in 2000.

COLLEGE

Played two seasons for the Red Raiders (1996, 1999) . . . Played in nine games as a senior when he served as team captain . . . Was second on the team that year with 562 yards rushing and three touchdowns on 140 carries . . . Tallied 23 receptions for 386 yards and two touchdowns . . . Sat out his entire junior season because of NCAA ineligibility . . . Was named to the Big 12 Commissioner's Honor Roll for the fall semester . . . Earned the team's Clint Ramsey Academic Effort Award following the season . . . Appeared in the first eight games of his redshirt freshman season of 1996 and rushed for 226 yards and four touchdowns on 29 attempts . . . Majored in communications.

PERSONAL

Married to Leslie with two daughters, Kiera and Jadyn, and a son, Sammy IV . . . Attended John Jay High School in San Antonio, where he was named San Antonio Offensive Player of the Year by the Express-News and the District 28-5A MVP as a senior . . . Played both quarterback and running back during his prep career . . . Was very active in the community during his tenure in Buffalo . . . All four seasons, served as a spokesperson for "Hit the Books" summer reading program in which he visited libraries throughout western New York in July to help promote literacy . . . Also was active with "Athletes in Action" and many holiday functions sponsored by the Bills . . . Full name is Samuel Morris III, born March 23, 1977 in San Antonio, Texas.

SAMMY MORRIS' NFL REGULAR SEASON STATISTICS

YEAR	TEAM	RUSHING						RECEIVING			
		G-S	ATT.	YDS.	AVG.	LG	TD	NO.	YDS.	LG	TD
2000	Buffalo	12-8	93	341	3.7	32t	5	37	268	24	1
2001	Buffalo	16-1	20	72	3.6	10	0	7	36	11	0
2002	Buffalo	16-0	2	5	2.5	5	0	3	48	18	0
2003	Buffalo	9-0	19	70	3.7	12	1	14	100	24	0
4-YEAR TOTALS		53-9	134	488	3.6	32t	6	61	452	24	1

ADDITIONAL STATS

Kickoff Returns: 1 for 17 yards in 2000; 6 for 146 yards, 24.3 avg., long of 52 in 2003 for total of 7 for 163 yards, 23.3 avg., long of 52

Special Teams Tackles: 11 in 2000, 28 in 2001, 31 in 2002, 9 in 2003 for total of 79

SINGLE-GAME HIGHS

Most Rushing Yards: 60 vs. San Diego, 10/15/00
54 vs. N.Y. Jets, 10/29/00
45 at New England, 11/5/00

Most Rushing Attempts:	19 vs. N.Y. Jets, 10/29/00
	14 at Minnesota, 10/22/00
	11 vs. New England, 12/17/00
Longest Runs:	32t vs. San Diego, 10/15/00
	20 at New England, 11/5/00
	16 vs. N.Y. Jets, 10/29/00
TDs Rushing:	1, six times (last: vs. Indianapolis, 11/23/03)
Most Receptions:	5 vs. N.Y. Jets, 10/29/00
	4, five times (last: at Indianapolis, 12/11/00)
Most Receiving Yards:	44 vs. Indianapolis, 10/1/00
	41 at New England, 11/5/00
	39 at Minnesota, 10/22/00
	39 vs. N.Y. Jets, 10/29/00
Longest Receptions:	24 vs. Chicago, 11/12/00
	24 vs. New England, 9/7/03
	20 vs. Indianapolis, 10/1/00
	20 at New England, 11/5/00

2000 GAME-BY-GAME STATISTICS (Buffalo)

DATE	OPPONENT	P/S	RUSHING				RECEIVING				W/L	SCORE
			ATT.	YDS.	LG	TD	NO.	YDS.	LG	TD		
9/3	TENNESSEE	P	2	11	7	0	1	14	14	0	W	16-13
9/10	GREEN BAY	P	2	6	5	0	0	0	0	0	W	27-18
9/17	at N.Y. Jets	S	3	9	3	0	3	11	6	0	L	14-27
10/1	INDIANAPOLIS	S	4	28	15	0	4	44	20	0	L	16-18
10/8	at Miami	S	5	17	6	1	2	6	5	0	L	13-22
10/15	SAN DIEGO	S	8	60	32t	1	3	4	5	0	W	27-24*
10/22	at Minnesota	S	14	31	6	1	4	39	18t	1	L	27-31
10/29	N.Y. JETS	S	19	54	16	1	5	39	13	0	W	23-20
11/5	at New England	S	10	45	20	0	4	41	20	0	W	16-13*
11/12	CHICAGO	S	10	30	9	0	4	32	24	0	W	20-3
11/19	at Kansas City		INACTIVE								W	21-17
11/26	at Tampa Bay		INACTIVE								L	17-31
12/3	MIAMI		INACTIVE								L	6-33
12/11	at Indianapolis	P	5	7	3	1	4	27	9	0	L	20-44
12/17	NEW ENGLAND	P	11	43	13	0	3	11	4	0	L	10-13*
12/23	at Seattle		INACTIVE								W	42-23
2000 TOTALS		12-8	93	341	32t	5	37	268	24	1	8-8	

2001 GAME-BY-GAME STATISTICS (Buffalo)

DATE	OPPONENT	P/S	RUSHING				RECEIVING				W/L	SCORE
			ATT.	YDS.	LG	TD	NO.	YDS.	LG	TD		
9/9	NEW ORLEANS	P	1	2	2	0	3	1	4	0	L	6-24
9/23	at Indianapolis	P	0	0	0	0	1	11	11	0	L	26-42
9/30	PITTSBURGH	P	0	0	0	0	0	0	0	0	L	3-20
10/7	N.Y. JETS	S	2	4	3	0	0	0	0	0	L	36-42
10/18	at Jacksonville	P	0	0	0	0	0	0	0	0	W	13-10
10/28	at San Diego	P	1	4	4	0	0	0	0	0	L	24-27
11/4	INDIANAPOLIS	P	0	0	0	0	0	0	0	0	L	14-30
11/11	at New England	P	0	0	0	0	0	0	0	0	L	11-21
11/18	SEATTLE	P	2	13	9	0	1	11	11	0	L	20-23
11/25	MIAMI	P	1	0	0	0	1	5	5	0	L	24-37
12/02	at San Francisco	P	2	6	5	0	0	0	0	0	L	0-35
12/9	CAROLINA	P	2	4	3	0	0	0	0	0	W	25-24
12/16	NEW ENGLAND	P	0	0	0	0	1	8	8	0	L	9-12*
12/23	at Atlanta	P	2	2	2	0	0	0	0	0	L	30-33
12/30	at N.Y. Jets	P	5	28	10	0	0	0	0	0	W	14-9
1/6/02	at Miami	P	2	9	9	0	0	0	0	0	L	7-34
2001 TOTALS		16-1	20	72	10	0	7	36	11	0	3-13	

2002 GAME-BY-GAME STATISTICS (Buffalo)

DATE	OPPONENT	P/S	RUSHING				RECEIVING				W/L	SCORE
			ATT.	YDS.	LG	TD	NO.	YDS.	LG	TD		
9/8	N.Y. JETS	P	0	0	0	0	0	0	0	0	L	31-37*
9/15	at Minnesota	P	0	0	0	0	0	0	0	0	W	45-39*
9/22	at Denver	P	0	0	0	0	0	0	0	0	L	23-28
9/29	CHICAGO	P	0	0	0	0	0	0	0	0	W	33-27*
10/6	OAKLAND	P	0	0	0	0	0	0	0	0	L	31-49
10/13	at Houston	P	0	0	0	0	0	0	0	0	W	31-24
10/20	at Miami	P	0	0	0	0	0	0	0	0	W	23-10
10/27	DETROIT	P	0	0	0	0	1	16	16	0	W	24-17
11/3	NEW ENGLAND	P	0	0	0	0	2	32	18	0	L	7-38
11/17	at Kansas City	P	0	0	0	0	0	0	0	0	L	16-17
11/24	at N.Y. Jets	P	1	5	5	0	0	0	0	0	L	13-31
12/1	MIAMI	P	0	0	0	0	0	0	0	0	W	38-21
12/8	at New England	P	0	0	0	0	0	0	0	0	L	17-27
12/15	SAN DIEGO	P	0	0	0	0	0	0	0	0	W	20-13
12/22	at Green Bay	P	1	0	0	0	0	0	0	0	L	0-10
12/29	CINCINNATI	P	0	0	0	0	0	0	0	0	W	27-9
2002 TOTALS			16-0	2	5	5	0	3	48	18	0	8-8

2003 GAME-BY-GAME STATISTICS (Buffalo)

DATE	OPPONENT	P/S	RUSHING				RECEIVING				W/L	SCORE
			ATT.	YDS.	LG	TD	NO.	YDS.	LG	TD		
9/7	NEW ENGLAND	P	2	14	10	0	2	25	24	0	W	31-0
9/14	at Jacksonville	P	1	-2	-2	0	0	0	0	0	W	38-17
9/21	at Miami		INACTIVE								L	7-17
9/28	PHILADELPHIA		INACTIVE								L	13-23
10/5	CINCINNATI		INACTIVE								W	22-16*
10/12	at N.Y. Jets		INACTIVE								L	3-30
10/19	WASHINGTON		INACTIVE								W	24-7
10/26	at Kansas City	P	3	9	5	0	1	7	7	0	L	5-38
11/9	at Dallas	P	3	12	12	0	2	14	18	0	L	6-10
11/16	HOUSTON	P	2	10	5	0	1	4	4	0	L	10-12
11/23	INDIANAPOLIS	P	1	7	7t	1	3	23	14	0	L	14-17
11/30	at N.Y. Giants		INACTIVE								W	24-7
12/7	N.Y. JETS		INACTIVE								W	17-6
12/14	at Tennessee	P	1	1	1	0	3	13	11	0	L	26-28
12/21	MIAMI	P	2	2	6	0	1	6	6	0	L	3-20
12/27	at New England	P	4	17	7	0	1	8	8	0	L	0-31
2003 TOTALS			9-0	19	70	12	1	14	100	24	0	6-10

* - overtime # - playoff game

DOLPHINS RECORD WITH AN INTERCEPTION

Miami was 9-2 in games in which the team had an interception in 2003. The Dolphins own a 185-64-1 (.742) record since 1980 in regular season games which they have had at least one interception.

DOLPHINS DRAFT FROM FLORIDA COLLEGES

The Dolphins have selected a player from a Florida university in 20 of the team's 39 college drafts. Overall, the Dolphins have drafted 38 players from the State of Florida. The University of Miami leads the way with 15 Dolphin draftees, followed by nine from the University of Florida, seven from Florida State University, four from the University of Tampa, two from Bethune-Cookman and one from Florida A&M. When the Dolphins drafted Miami's Vernon Carey in the first round in 2004, it was the first time since 1997 and the fifth time overall that the Dolphins had selected a player from a Florida school in the first round.

Kendall Newson

82 WIDE RECEIVER

Height/Weight6-1, 198
Born3/5/80
College ..Mid. Tennessee St. '02
Acquired.....FA, 2003
Signed Through2004
NFLSecond Season
DolphinsSecond Season



PRO CAREER

2003 - Signed with the Dolphins as a free agent on February 27, 2003 . . . Was released on August 31 before being signed to the practice squad on September 1 where he spent each of the first eight games of the season prior to being activated to the 53-man roster on November 7 . . . Was then waived on December 20 and re-signed on December 24 . . . Overall, played in six games, all in a reserve role, and was inactive for one contest . . . Caught two passes for 55 yards with a long of 37 . . . Initial action of his NFL career came at Tennessee (11/9) when he tallied a pair of receptions for 55 yards . . . First NFL catch came on a 37-yard grab from Brian Griese in the second quarter . . . Was allocated to the NFL Europe League in the spring of 2003 where he played with the Rhein Fire . . . Started all ten games . . . Caught 26 passes for 437 yards and four touchdowns, returned 15 kickoffs for a 28.7-yard average, including 94-yarder for a touchdown, and fielded 13 punts for a 17.2-yard average, including a 67-yarder for a score, as he helped Rhein to a berth in the World Bowl . . . Both punt return average and kickoff return average led the league . . . Receiving yardage figure ranked sixth, while 16.8-yard average per reception was third . . . Was an All-League pick . . . Also was named the NFL's Special Teams Player of the Week twice on the year.

2002 - Was the first of three seventh-round draft choices (222nd overall) of Jacksonville . . . Was waived by the Jaguars on August 25 . . . Signed by Tennessee to the practice squad on September 3, and spent one game there before being released by the Titans on September 10.

FINIS FACT

After spending the first eight games of the 2003 season on the Dolphins' practice squad, Kendall was signed to the active roster. Two days later, he was taking part in his first NFL game, in the same state in which he set numerous receiving records at Middle Tennessee State. He responded that day against the Titans in Nashville with two receptions for 55 yards. "The whole week I had people calling who I hadn't heard from in a while," Kendall says. "It was fun and exciting to go back there and have the opportunity to play again."

COLLEGE

Was a four-year starter (1998-2001) at Middle Tennessee State . . . Opened 42 of the 43 games in which he appeared . . . Totaled 238 receptions for 3,074 yards and 21 touchdowns in his career . . . Holds school career marks for both receptions and receiving yards . . . Is tied for first in receiving touchdowns . . . Also holds school records for most 100-yard receiving games in a career (14) and consecutive games with a reception (43) . . . Was a first-team All-Sun Belt Conference selection as a senior in 2001 when he caught 65 passes for 796 yards and a career-high seven touchdowns . . . Established school single-season standards as a junior with 74 receptions for 945 yards . . . Added five scores that year as well . . . Majored in liberal arts.

PERSONAL

Single . . . Was an all-state and all-county pick, and the DeKalb County Player of the Year as a senior at Columbia High School in Decatur, Georgia . . . Was named the prep athlete of the year by the Atlanta Journal-Constitution . . . Lettered four times each in football, basketball and track . . . Enjoys fishing in spare time . . . Full name is Kendall Montrae Newson, born March 5, 1980 in Decatur, Ga.

KENDALL NEWSON'S NFL REGULAR SEASON STATISTICS

YEAR	TEAM	G-S	NO.	RECEIVING				ATT.	RUSHING			
				YDS.	AVG.	LG	TD		YDS.	LG	TD	
2003	Miami	6-0	2	55	27.5	37	0	0	0	0	0	0

ADDITIONAL STATS

Punt Returns: 1 for 0 yards in 2003

2003 GAME-BY-GAME STATISTICS

DATE	OPPONENT	P/S	NO.	RECEIVING				ATT.	RUSHING				W/L	SCORE
				YDS.	LG	TD			YDS.	LG	TD			
9/7	HOUSTON			PRACTICE SQUAD									L	20-21
9/14	at N.Y. Jets			PRACTICE SQUAD									W	21-10
9/21	BUFFALO			PRACTICE SQUAD									W	17-7
10/5	at N.Y. Giants			PRACTICE SQUAD									W	23-10
10/12	at Jacksonville			PRACTICE SQUAD									W	24-10
10/19	NEW ENGLAND			PRACTICE SQUAD									L	13-19*
10/27	at San Diego			PRACTICE SQUAD									W	26-10
11/2	INDIANAPOLIS			PRACTICE SQUAD									L	17-23
11/9	at Tennessee	P	2	55	37	0		0	0	0	0		L	7-31
11/16	BALTIMORE	P	0	0	0	0		0	0	0	0		W	9-6*
11/23	WASHINGTON	P	0	0	0	0		0	0	0	0		W	24-23
11/27	at Dallas	P	0	0	0	0		0	0	0	0		W	40-21
12/7	at New England	P	0	0	0	0		0	0	0	0		L	0-12
12/15	PHILADELPHIA			INACTIVE									L	27-34
12/21	at Buffalo			NOT ON ROSTER									W	20-3
12/28	N.Y. JETS	P	0	0	0	0		0	0	0	0		W	23-21
2003 TOTALS		16-5	2	55	37	0		0	0	0	0		10-6	

* - overtime

DOLPHINS RECORD IN CLOSE GAMES

The Dolphins owned a 3-1 record in 2003 in games decided by three points or less and a 3-4 mark in games decided by seven points or less. In games decided by three points or less, Miami is 67-51-4 (.566) since the team's inception in 1966. Miami's record in games decided by seven or fewer points is 126-105-4 (.545).


DOLPHINS RECORD WITH 25 OR MORE CARRIES

Over the past eight years a common theme has developed with the Dolphins' running game. During this span, the Dolphins are 70-19 in the regular season when they have had 25 or more rushing attempts, including a mark of 9-3 in 2003. In contests where they have had less than 25 rushing attempts over this same span, Miami is 7-32, including a mark of 1-3 in 2003.

Adewale Ogunleye

93 DEFENSIVE END

Height/Weight6-4, 260
 Born8/9/77
 CollegeIndiana '00
 Acquired.....FA, 2000
 Signed ThroughTendered
 NFLFourth Season
 DolphinsFourth Season



PRO CAREER

CAREER PRO BOWL SELECTIONS: 1 (2003)

2003 — Started all 16 games at left defensive end . . . Registered 73 tackles (50 solo), 15 sacks for 71 yards in losses, six additional tackles for loss, 40 quarterback hurries, two forced fumbles, a fumble recovery and six passes batted down . . . Sack total led the AFC and tied for second in the NFL . . . Also led the team in quarterback hurries . . . Tackle figure was sixth on the team and first among linemen . . .

SACKS: Ogunleye had five games with two

or more sacks in 2003, including a high of three against the Jaguars in Jacksonville on October 12 . . . The Dolphins were 4-1 last year when Ogunleye posted two or more sacks . . . His sack total was first in the AFC and tied for second in the NFL, as he became the second straight Dolphin to lead the conference in sacks, joining Jason Taylor in 2002 . . .

FINS FACT

Adewale's paternal grandfather was a governor of the Nigerian province of Ondo State. His son and Adewale's father, Gabriel, moved to New York to get his master's degree. His father and mother have always made sure the entire family was aware of their roots. "Our parents wanted us to know where we came from," Adewale says. "We've got a culturally rich background and they wanted to teach us about that. At the same time, they wanted to teach us about the land of opportunity."

2003 NFL SACK LEADERS

PLAYER, POS.	TEAM	SACKS	PLAYER, POS.	TEAM	SACKS
1. Michael Strahan	N.Y. Giants	18.0	5. Leonard Little	St. Louis	12.5
2. ADEWALE OGUNLEYE	MIAMI	15.0	7. Michael Rucker	Carolina	12.0
Simeon Rice	Tampa Bay	15.0	Terrell Suggs	Baltimore	12.0
4. Jason Taylor	Miami	13.0	9. Bertrand Berry	Denver	11.5
5. Shaun Ellis	N.Y. Jets	12.5	Aaron Schobel	Buffalo	11.5

In addition, Ogunleye's sack total last year was the fifth-highest single-season figure in club history:

DOLPHINS SINGLE-SEASON SACK LEADERS

PLAYER	YEAR	NO.
1. Jason Taylor	2002	18.5
Bill Stanfill	1973	18.5
3. Trace Armstrong	2000	16.5
4. Doug Betters	1983	16.0
5. ADEWALE OGUNLEYE	2003	15.0
6. Jason Taylor	2000	14.5

AMONG SACK TANDEM: Along with DE Jason Taylor's 13 sacks, Ogunleye was part of the top sack tandem in the NFL in 2003, 4.5 ahead of their nearest competitors . . . It was the second straight year that this tandem has achieved this total and that they have led the NFL . . . In addition, Ogunleye led the AFC in sacks while Taylor finished second, marking just the third time since sacks became official in 1982 that teammates have finished 1-2 in a conference in sacks . . . They joined Carolina's Kevin Greene (14.5) and Lamar Lathon (13.5) in 1996, and the Dolphins' Trace Armstrong (16.5) and Taylor (14.5) in 2000 . . .

TOP NFL SACK TANDEM IN 2003

TEAM	PLAYER	SACKS	PLAYER	SACKS	TOTAL
1. MIA.	ADEWALE OGUNLEYE (DE)	15.0	JASON TAYLOR (DE)	13.0	28.0
2. N.Y.G.	Michael Strahan (DE)	18.0	Kenny Holmes (DE)	5.5	23.5
3. Balt.	Terrell Suggs (DE)	12.0	Peter Boulware (LB)	8.5	20.5
Den.*	Bertrand Berry (DE)	12.0	Trevor Pryce (DE)	8.5	20.5
5. T.B.	Simeon Rice (DE)	15.0	Warren Sapp (DT)	5.0	20.0
St.L.	Leonard Little (DE)	12.5	Grant Wistrom (DE)	7.5	20.0

* Only one tandem per team is included, therefore it does not take into account Denver DE Reggie Hayward (8.5)

With 28 sacks last season, Taylor and Ogunleye tied their own figure from 2002 as the third-highest total ever among Dolphins sack tandems . . . In addition, it is just the second time in Dolphins history that two players have accounted for double-digit sack totals . . . In 2000, DE Trace Armstrong tallied 16.5 sacks while Taylor notched 14.5:

DOLPHINS MOST PRODUCTIVE SINGLE-SEASON SACK COMBINATIONS

TEAM	PLAYER	SACKS	PLAYER	SACKS	TOTAL
1. 2000	Trace Armstrong	16.5	Jason Taylor	14.5	31.0
2. 1973	Bill Stanfill	18.5	Vern Den Herder	10.0	28.5
3. 2002	JASON TAYLOR	18.5	ADEWALE OGUNLEYE	9.5	28.0
2003	ADEWALE OGUNLEYE	15.0	JASON TAYLOR	13.0	28.0
5. 1983	Doug Betters	16.0	Bob Baumhower	8.0	24.0

POSTSEASON HONORS: For his performance in 2003, Ogunleye was named as a starter to the AFC Pro Bowl squad, the first All-Star selection of his career . . . He became the sixth Dolphins defensive end ever to be voted to the Pro Bowl . . . In addition, Ogunleye was a first-team All-AFC choice by Pro Football Weekly and was named the team's Most Valuable Player in a vote of South Florida media . . .

GAME HIGHLIGHTS - VS. BUFFALO (SEPT. 21): Was second on the team with seven tackles including two sacks, tackling Bills quarterback Drew Bledsoe twice for a total of eight yards in losses, as the Dolphins held the Bills to just 118 yards of total offense, tied for the third-lowest figure by a Dolphins opponent in team history . . . It was the second time in his career that he had two or more sacks in a game . . . For his efforts in that contest he was named as AFC Defensive Player of the Week for the second time in his career . . .

AT JACKSONVILLE (OCT. 12): Recorded seven tackles including three sacks, tackling Jaguars quarterback Byron Leftwich three times for a total of 11 yards in losses, as the Dolphins held the Jaguars to just 88 net rushing yards and a 2.9-yard average per rush attempt . . . It tied his single game career high in sacks; he also had three sacks on November 17, 2002 vs. Baltimore . . . It also was his second multiple sack game of the season and the fourth of his career . . . Also added two passes defended and one forced fumble, which came on one of his sacks and was recovered by Jason Taylor . . .

AT SAN DIEGO (OCT. 27): In Monday night game in Tempe, Ariz., had four tackles including two sacks, tackling Charger quarterback Drew Brees twice for a total of 17 yards in losses, as the Dolphins limited the Chargers to 250 total net yards . . . It was his third multiple sack game of the season and the fifth of his career . . .

VS. INDIANAPOLIS (NOV. 2): Posted a season-high eight tackles including two sacks, tackling Colts quarterback Peyton Manning twice for a total of nine yards in losses . . . It was his fourth multiple sack game of the season and the sixth of his career . . .

VS. BALTIMORE (NOV. 16): Tallied seven tackles including one sack, tackling Ravens quarterback Anthony Wright for a two-yard loss, as the Dolphins held the Ravens to 223 yards of total offense . . . The sack was his tenth of the season surpassing his previous single season high of 9.5 sacks accomplished in 2002 . . .

AT DALLAS (NOV. 27): On Thanksgiving Day, notched four tackles including two sacks, tackling Cowboys quarterback Quincy Carter twice for a total of five yards in losses . . . It was his fifth multiple sack game of the season and the seventh of his career . . . Also forced a Carter fumble on one of his sacks which was recovered by Jason Taylor and returned 34 yards for a touchdown . . .

AT BUFFALO (DEC. 21): Had five tackles, including one sack, when he tackled Bills quarterback Drew Bledsoe for an eight yard loss . . . Accounted for his lone fumble recovery of the season when he pounced on a Travis Henry fumble.

2002 – Stepped into starting role at left defensive end with departure of Kenny Mixon via free agency (Minnesota) . . . Opened all 16 contests and teamed with Jason Taylor to form the NFL's most potent sack tandem in 2002 . . . Was eighth on the team and second among linemen with 59 total tackles (36 solo) . . . Registered 9.5 sacks for 62 yards in losses, 26 quarterback hurries, two fumble recoveries, three forced fumbles and three passes defended . . . Sack total was second on the club, sixth in the AFC and 17th in the NFL . . . Part of a unit that produced 47 sacks on the year, the third-highest total in franchise history . . . Established a Dolphins preseason record with eight sacks . . .

AMONG SACK TANDEM: Along with DE Jason Taylor's 18.5 sacks, Ogunleye was part of the top sack tandem in the NFL in 2002, five ahead of their nearest competitors:

In addition, the 28 combined sacks by Ogunleye and Taylor was the third-highest figure ever for a tandem in Dolphins history (now tied for third) . . .

TOP NFL SACK TANDEM IN 2002

TEAM	PLAYER	SACKS	PLAYER	SACKS	TOTAL
1. MIA.*	JASON TAYLOR (DE)	18.5	ADEWALE OGUNLEYE (DE)	9.5	28.0
2. T.B.*	Simeon Rice (DE)	15.5	Warren Sapp (DT)	7.5	23.0
3. Car.*	Julius Peppers (DE)	12.0	Michael Rucker (DE)	10.0	22.0
4. Phil.*	Hugh Douglas (DE)	12.5	Ndukwe Kalu (DT)	8.0	20.5
5. Ind.*	Dwight Freeney (DE)	13.0	Brad Sciolli (DT)	7.0	20.0
	Wash. LaVar Arrington (LB)	11.0	Bruce Smith (DE)	9.0	20.0

* A player can only be included in one sack tandem. Therefore, it does not include Carolina LB Mark Fields (7.5) and DT Kris Jenkins (7.0), Indianapolis DE Chad Bratzke (6.0), Philadelphia DT Darwin Walker (7.5) and DE Brandon Whiting (6.0), Tampa Bay DT Ellis Wymys (5.5) or anyone else with the Dolphins with 1.5 or more sacks.

SACK STREAK: Ogunleye had a sack in four straight contests in 2002, a streak which spanned games 12-15 and ended in the season finale at New England (12/29), when he was shut out by the Patriots . . . This streak was tied for the fourth-longest in Dolphins history at the time (now fifth):

LONGEST SACK STREAKS IN DOLPHINS HISTORY (since 1982)

PLAYER	YEAR	STREAK	GAMES	1	2	3	4	5	6	7	8	TOT.
1. J. Taylor	2002	8	8-15	1.0	1.0	1.5	2.0	2.0	1.0	3.0	1.5	13.0
2. J. Taylor	2000	6	5-10	1.0	1.0	1.0	1.0	2.0	1.0	-	-	7.0
D. Betters	1983	6	7-12	2.0	2.0	1.0	1.0	1.0	1.0	-	-	8.0
J. Taylor*	2003	6	11-16	2.0	1.0	1.5	1.0	3.0	1.0	-	-	9.5
5. D. Betters	1983	4	1-4	4.0	1.0	1.0	2.0	-	-	-	-	8.0
A.J. Duhe	1983	4	1-4	1.5	1.0	1.0	1.0	-	-	-	-	4.5
M. Coleman	1995	4	6-9	1.0	1.0	1.0	1.0	-	-	-	-	4.0
D. Stubbs	1996	4	1-4	1.0	1.0	1.0	1.0	-	-	-	-	4.0
T. Armstrong	2000	4	1-4	2.5	1.0	1.0	2.0	-	-	-	-	6.5
A. OGUNLEYE	2002	4	12-15	1.0	1.0	1.0	1.5	-	-	-	-	4.5

* Indicates current streak entering 2004.

GAME HIGHLIGHTS: Had four tackles, including the first full sack of his NFL career as he dropped Jets QB Vinny Testaverde for a three-yard loss, vs. N.Y. Jets (9/22) . . . Established a season-high with seven tackles, in addition to a season-high two passes defended, at Kansas City (9/29) . . . In 26-13 win over New England (10/6), tallied two tackles, including the first fumble recovery of his career, as the Dolphins held the Patriots to just 37 net rushing yards

... Fumble recovery occurred at the Patriots' 39 after Jason Taylor stripped the ball from Tom Brady on a sack . . . It led to a Dolphins touchdown nine plays later . . . Had his best game of season vs. Baltimore (11/17) as he recorded seven tackles, including three sacks for 20 yards in losses, in the Dolphins' 26-7 victory, as they held the Ravens to just 157 yards of total offense and a 2.8-yard average per offensive play . . . It marked the first multiple sack game of his career, and his three sacks were part of a seven-sack day by the Dolphins' defense. . . Also forced a fumble . . . For his efforts, was named AFC Defensive Player of the Week, the first such honor of his career . . . Since the award was instituted in 1984, Ogunleye became just the second Dolphins defensive lineman to earn Defensive Player of the Week accolades during the regular season, joining Jason Taylor . . . Notched two tackles, including a sack, at Buffalo (12/1), as he commenced a streak of four straight games with a sack . . . In 27-9 Monday night win over Chicago (12/9), had three tackles, a sack, a forced fumble and a fumble recovery, as the Dolphins limited Chicago to 195 yards of total offense . . . Sack, forced fumble and fumble recovery all occurred on the same play in the fourth quarter as he tackled Bears QB Chris Chandler for a six-yard loss, stripped him of the ball and then recovered at the Bears' 18, leading to a field goal four plays later . . . Registered five tackles, including 1.5 sacks and a pass defended, at Minnesota (12/21) . . . In that Vikings contest, extended his sack streak to four games in a row, tying for the fourth-longest such streak in Dolphins history (now 5th) . . . In season finale at New England (12/29), collected four tackles and a forced fumble as he jarred the ball loose from Tom Brady following a four-yard gain in the first quarter, and Zach Thomas recovered . . . Was held without a sack for the first time in five games.

2001 – Played in seven games, all in a reserve role . . . Finished with five total tackles (2 solo) and a half-sack . . . After being inactive each of the first three weeks of the season, made NFL debut in a reserve role vs. New England (10/7) . . . Tallied a half-sack vs. Carolina (11/4) . . . Registered two tackles at Indianapolis (11/11) . . . Was inactive for First-Round Playoff game vs. Baltimore (1/13/02).

2000 – Signed with the Dolphins as an undrafted rookie free agent on April 25, 2000 . . . Spent his entire rookie season on the Dolphins' Reserve/Non-Football Injury list while still recovering from a knee injury sustained during his senior season of college.

COLLEGE

Was a four-year letterman and starter (1996-99) at Indiana, during which time he played in 39 games, starting 37 of them . . . Finished with 167 total tackles, including 64 for loss, 34 sacks for 247 yards in losses and three fumble recoveries . . . Sack total ranks fifth on the Big Ten all-time sack chart . . . Started each of the first six games of his senior season before sustaining a torn anterior cruciate ligament in his left knee in the sixth game of the season, on October 9 against Northwestern . . . Prior to the injury, had tallied 22 tackles, including 11 for loss, and 7.5 sacks . . . Was a second-team All-Conference pick as a junior when he started all 11 games and registered 56 tackles, including 17 for loss, and eight sacks . . . Was a first-team All-Big Ten selection as a sophomore when he started all 11 contests and recorded 42 tackles, and career-high totals of 21 stops for loss and ten sacks . . . Notched a career-high four sacks against Ohio State . . . Started nine of the 11 games in which he played as a redshirt freshman in 1996 and tallied 47 tackles, including team-high figures of 15 stops for loss and 8.5 sacks . . . Redshirted as a true freshman in 1995 . . . Earned degree in English, was enrolled in postgraduate work during the 1999 season.

PERSONAL

Single . . . Was an all-city selection as a senior at Tottenville High School in Staten Island, N.Y. . . . Has done work with the Muscular Dystrophy Association and Read Across America . . . Has assisted in building houses for Habitat for Humanity . . . Often spends his off days speaking in schools, visiting hospitals or attending other charity events . . . Lists "The Matrix" as favorite movie, "Cosby" as favorite television show, "Wu-Tang" as favorite recording artists and Jerry Rice as favorite athlete . . . Goes by the nickname "Wah-LAY" . . . Born August 9, 1977, in Brooklyn, N.Y.

ADEWALE OGUNLEYE'S NFL REGULAR SEASON STATISTICS

YEAR	TEAM	G-S	TACK.	ASST.	TOTAL	FUM. REC.	FOR. FUM.	QB SACK	YDS LOST
2000	Miami				RESERVE/NFI				
2001	Miami	7-0	2	3	5	0	0	0.5	3
2002	Miami	16-16	36	23	59	2	3	9.5	62
2003	Miami	16-16	50	23	73	1	2	15	71
3-YEAR TOTALS		39-32	88	49	137	3	5	25	136

ADEWALE OGUNLEYE'S NFL PLAYOFF STATISTICS

YEAR	TEAM	G-S	TACK.	ASST.	TOTAL	FUM. REC.	FOR. FUM.	QB SACK	YDS LOST
2001	Miami				INACTIVE				

ADDITIONAL STATS

Passes Defensed: 3 in 2002, 6 in 2003 for total of 9

SINGLE-GAME HIGHS

Most Sacks:

- 3.0 vs. Baltimore, 11/17/02
- 3.0 at Jacksonville, 10/12/03
- 2.0 vs. Buffalo, 9/21/03
- 2.0 at San Diego, 10/27/03
- 2.0 vs. Indianapolis, 11/2/03
- 2.0 at Dallas, 11/27/03

Ed Perry

89 TIGHT END

Height/Weight6-4, 265
Born9/1/74
CollegeJames Madison '97
AcquiredD6b, 1997
Signed Through2004
NFLEighth Season
DolphinsEighth Season



PRO CAREER

2003 – Missed the entire season with a left knee injury sustained in the Dolphins' first preseason game, on August 8 against Tampa Bay at Pro Player Stadium . . . Was placed on injured reserve on August 10 . . . Underwent surgery on August 20 to reconstruct the anterior cruciate ligament and to debride and stabilize tears of both medial and lateral menisci in his left knee . . . Dr. John Uribe, Chief Team Physician for the University of Miami, performed the surgery at HealthSouth Doctors' Hospital in Coral Gables.

F I N S & F A C T

Ed spends a portion of his free time utilizing his skills as a barber. A majority of his customers are his teammates. It is a trade that he first took up in middle school as a tribute to one of his best friends that had just passed away.

2002 – Played in all 16 games in a reserve role . . . Did not have any receptions . . . Served as the Dolphins' snapper on both punts and placements for the entire season, and was near-perfect on both . . . Registered seven tackles and one fumble recovery on special teams . . . Notched two tackles on three occasions – vs. Detroit (9/8), at Indianapolis (9/15) and at Green Bay (11/4) . . . Was awarded a special teams game ball in the 22-13 win over the Colts.

2001 – Played in all 16 games in a reserve role . . . Did not have any receptions . . . Served as the Dolphins' snapper on both punts and placements for the entire season, and was near-perfect on both . . . Registered eight special teams tackles during the course of the year . . . Saw action in First-Round Playoff game vs. Baltimore (1/13/02) . . . Did not post any stats.

2000 – Played in nine games, all in a reserve role . . . Was inactive for two contests . . . Spent each of the final five regular season games and both playoff contests on injured reserve . . . Did not have any catches on the year . . . Served as the long snapper on both punts and placements . . . Recorded three special teams tackles on the year . . . Was inactive at Cincinnati (10/1) and vs. Buffalo (10/8) with a dislocated right shoulder sustained vs. New England (9/24) . . . Was placed on injured reserve on November 23 . . . On November 28, underwent surgery to repair ligaments and muscle damage associated with his shoulder dislocation . . . The surgery was performed by Dr. James Andrews at the Alabama Sports Medicine Center in Birmingham.

1999 – Played in all 16 regular season games with one start . . . Caught three passes for eight yards and one touchdown . . . Also served as the long snapper on both punts and placements, and recorded eight tackles on special teams . . . Opened the game as part of a two-tight end set vs. New England (11/21) . . . His entire reception total on the year came vs. N.Y. Jets (12/27) . . . Included in that total was a one-yard scoring reception from Dan Marino . . . The three catches tied for the second-highest single-game receiving total of his career . . . Saw action in both playoff games following the 1999 season in a reserve capacity . . . Caught one pass for three yards, with that reception coming in First-Round win at Seattle (1/9/00).

1998 – Played in 14 regular season games, including five starts, all when the Dolphins opened with two tight ends . . . Was inactive for two games . . . Saw some time as the snapper on punts and placements during the course of the season . . . Registered five special teams tackles on the year . . . Also appeared in both playoff games, with one start . . . Finished the regular season with 25 receptions for 255 yards . . . Both totals ranked fifth on the team . . . Caught a career-high four passes for 26 yards vs. Buffalo (9/13) . . . Was inactive vs. Indianapolis (11/8) and at Carolina (11/15) . . . Grabbed two passes for a career-high 59 yards, including a career-long catch of 46 yards, in Monday night contest at New England (11/23) . . . Saw action in both playoff games following the 1998 season, starting one of them . . . Totaled two receptions for 29 yards with a long of 22, with all of his playoff stats coming in First-Round win vs. Buffalo (1/2/99) . . . Made initial start of NFL postseason career in Divisional game at Denver (1/9/99), when Troy Drayton was forced to sit out the contest with an ankle injury.

1997 – Played in 16 games during rookie season with four starts, all as part of a two-tight end set . . . Finished with 11 receptions for 45 yards and a touchdown . . . Contributed seven tackles on special teams . . . Was utilized as a fullback during the year as well . . . Also served as the deep snapper on punts and placements over the course of the season . . . Made first NFL start, vs. Kansas City (10/5), when he also caught his first NFL pass, a two-yard reception from Dan Marino . . . Started vs. N.Y. Jets (11/9) and tied for the team-lead with a season-high three catches totaling 19 yards, including a season-long 10-yard grab . . . Was also credited with four special teams tackles in the Jets game . . . Had two catches for four yards, including a three-yard TD reception from Marino, vs. Buffalo (11/17) in front of a Monday night audience . . . It was Perry's first NFL touchdown, and it was Marino's tenth touchdown pass of the season, each to a different receiver, the first time in NFL history the first ten touchdown passes by a quarterback went to ten different receivers . . . With injury to Frank Wainright (pectoral muscle), served as the team's long snapper on punts for the first game of the season and each of the final six regular season games and playoff contest . . . Handled snapping duties on placements for each of the last two regular season contests and playoff matchup . . . Saw action in a reserve role in First-Round Playoff game at New England (12/28) . . . Did not have any catches . . . Fourth of four sixth-round draft choices by Miami (177th overall) in 1997.

COLLEGE

Was a four-year letterman (1993-96) and three-year starter at James Madison . . . Finished his career with 113 receptions for 1,283 yards and six touchdowns . . . Blocked two punts in his career . . . Was an All-Yankee Conference choice as a senior when he caught 31 passes for 299 yards, and also handled the deep snapping duties for the Dukes . . . Was a first-team all-conference pick as a junior when he totaled 26 catches for 219 yards . . . Was a first-team all-conference pick and a third-team All-America choice by The Sports Network his sophomore season when he put together career-high numbers of 39 receptions for 533 yards and three touchdowns . . . Majored in sociology.

PERSONAL

Single, resides in Pembroke Pines, Fla . . . Has a daughter, Kamaya . . . Was an all-region and all-state choice as a senior at Highlands Springs High School in Richmond, Va . . . Earned four letters in football and three in basketball . . . Enjoys collecting rubber bands, watching television and playing basketball in spare time . . . Also spends free time cutting hair, including many of his teammates . . . Has assisted with events for the Daily Bread Food Bank, Rebuilding Together and the Broward Partnership for the Homeless . . . Has assisted in building houses for Habitat for Humanity . . . Lists "Major Payne" as favorite movie, "Martin" as favorite television show and Mary J. Blige as favorite recording artist . . . Full name is Edward Lewis Perry, Jr., born September 1, 1974 in Richmond, Va.

ED PERRY'S NFL REGULAR SEASON STATISTICS

YEAR	TEAM	G-S	RECEIVING					RUSHING			
			NO.	YDS.	AVG.	LG	TD	ATT.	YDS.	LG	TD
1997	Miami	16-4	11	45	4.1	10	1	0	0	0	0
1998	Miami	14-5	25	255	10.2	46	0	0	0	0	0
1999	Miami	16-1	3	8	2.7	5	1	0	0	0	0
2000	Miami	9-0	0	0	0.0	0	0	0	0	0	0
2001	Miami	16-0	0	0	0.0	0	0	0	0	0	0
2002	Miami	16-0	0	0	0.0	0	0	0	0	0	0
2003	Miami										
INJURED RESERVE											
7-YEAR TOTALS		87-10	39	308	7.9	46	2	0	0	0	0

ED PERRY'S NFL PLAYOFF STATISTICS

YEAR	TEAM	G-S	RECEIVING					RUSHING			
			NO.	YDS.	AVG.	LG	TD	ATT.	YDS.	LG	TD
1997	Miami	1-0	0	0	0.0	0	0	0	0	0	0
1998	Miami	2-1	2	29	14.5	22	0	0	0	0	0
1999	Miami	2-0	1	3	3.0	3	0	0	0	0	0
2000	Miami										
INJURED RESERVE											
2001	Miami	1-0	0	0	0.0	0	0	0	0	0	0
PLAYOFF TOTALS		6-1	3	32	10.7	22	0	0	0	0	0

ADDITIONAL STATS

Special Teams Tackles: 7 in 1997, 5 in 1998, 8 in 1999, 3 in 2000, 8 in 2001, 7 in 2002 for total of 38

Special Teams Fumble Recoveries: 1 in 2002

Miscellaneous Tackles: 1 in 1998

Kickoff Returns: 1 for 7 yards in 1997, 1 for 0 yards in 2001 for total of 2 for 7 yards, 3.5 avg., long of 7

Fumble Recoveries: 1 in 1997

SINGLE-GAME HIGHS

Most Receptions:	4 vs. Buffalo, 9/13/98
	3 vs. N.Y. Jets, 11/9/97
	3 at New England, 11/23/97
	3 at Jacksonville, 10/12/98
	3 vs. New England, 10/25/98
	3 at Oakland, 12/6/98
	3 vs. N.Y. Jets, 12/13/98
	3 vs. N.Y. Jets, 12/27/99
Most Receiving Yards:	59 at New England, 11/23/98
	42 vs. N.Y. Jets, 12/13/98
	31 at Jacksonville, 10/12/98
Most TD Receptions:	1 vs. Buffalo, 11/17/97
	1 vs. N.Y. Jets, 12/27/99
Longest Receptions:	46 at New England, 11/23/98
	25 at Jacksonville, 10/12/98
	22 vs. N.Y. Jets, 12/13/98
	*22 at Denver, 1/9/99

* Playoff game

ED PERRY'S RECEIVING BREAKDOWN

	2003						CAREER					
	G	NO	YDS	AVG	LG	TD	G	NO	YDS	AVG	LG	TD
Buffalo	-	-	-	-	-	-	10	7	38	5.4	14	1
Miami	-	-	-	-	-	-	-	-	-	-	-	-
New England	-	-	-	-	-	-	11	8	93	11.6	46	0
N.Y. Jets	-	-	-	-	-	-	12	12	88	7.3	22	1
AFC East	-	-	-	-	-	-	33	27	219	8.1	46	2
Baltimore	-	-	-	-	-	-	3	0	0	0.0	0	0
Cincinnati	-	-	-	-	-	-	-	-	-	-	-	-
Cleveland	-	-	-	-	-	-	-	-	-	-	-	-
Pittsburgh	-	-	-	-	-	-	1	0	0	0.0	0	0
AFC Central	-	-	-	-	-	-	4	0	0	0.0	0	0
Houston	-	-	-	-	-	-	-	-	-	-	-	-
Indianapolis	-	-	-	-	-	-	8	3	19	6.3	10	0
Jacksonville	-	-	-	-	-	-	1	3	31	10.3	25	0
Tennessee	-	-	-	-	-	-	3	0	0	0.0	0	0
AFC South	-	-	-	-	-	-	12	6	50	8.3	25	0
Denver	-	-	-	-	-	-	4	2	18	9.0	12	0
Kansas City	-	-	-	-	-	-	2	1	2	2.0	2	0
Oakland	-	-	-	-	-	-	5	3	19	6.3	8	0
San Diego	-	-	-	-	-	-	2	0	0	0.0	0	0
AFC West	-	-	-	-	-	-	13	6	39	6.5	12	0
AFC Total	-	-	-	-	-	-	62	39	308	7.9	46	2
Dallas	-	-	-	-	-	-	1	0	0	0.0	0	0
N.Y. Giants	-	-	-	-	-	-	-	-	-	-	-	-
Philadelphia	-	-	-	-	-	-	1	0	0	0.0	0	0
Washington	-	-	-	-	-	-	1	0	0	0.0	0	0
NFC East	-	-	-	-	-	-	3	0	0	0.0	0	0
Chicago	-	-	-	-	-	-	2	0	0	0.0	0	0
Detroit	-	-	-	-	-	-	3	0	0	0.0	0	0
Green Bay	-	-	-	-	-	-	3	0	0	0.0	0	0
Minnesota	-	-	-	-	-	-	2	0	0	0.0	0	0
NFC Central	-	-	-	-	-	-	10	0	0	0.0	0	0
Atlanta	-	-	-	-	-	-	2	0	0	0.0	0	0
Carolina	-	-	-	-	-	-	1	0	0	0.0	0	0
New Orleans	-	-	-	-	-	-	1	0	0	0.0	0	0
Tampa Bay	-	-	-	-	-	-	1	0	0	0.0	0	0
NFC South	-	-	-	-	-	-	5	0	0	0.0	0	0
Arizona	-	-	-	-	-	-	1	0	0	0.0	0	0
St. Louis	-	-	-	-	-	-	2	0	0	0.0	0	0
San Francisco	-	-	-	-	-	-	1	0	0	0.0	0	0
Seattle	-	-	-	-	-	-	3	0	0	0.0	0	0
NFC West	-	-	-	-	-	-	7	0	0	0.0	0	0
NFC Total	-	-	-	-	-	-	25	0	0	0.0	0	0

ED PERRY'S RECEIVING BREAKDOWN

	2003						CAREER					
	G	NO	YDS	AVG	LG	TD	G	NO	YDS	AVG	LG	TD
Home	-	-	-	-	-	-	44	21	144	6.9	22	2
Road	-	-	-	-	-	-	43	18	164	9.1	46	0
1st Down	-	-	-	-	-	-	87	13	88	6.8	15	1
2nd Down	-	-	-	-	-	-	87	17	150	8.8	46	0
3rd Down	-	-	-	-	-	-	87	9	70	7.8	25	1
4th Down	-	-	-	-	-	-	87	0	0	0.0	0	0
1st Half	-	-	-	-	-	-	87	18	110	6.1	15	2
2nd Half	-	-	-	-	-	-	87	21	198	9.4	46	0
Overtime	-	-	-	-	-	-	4	0	0	0.0	0	0
Grass	-	-	-	-	-	-	67	32	262	8.2	46	2
Turf	-	-	-	-	-	-	20	7	46	6.6	15	0
Aug./Sept.	-	-	-	-	-	-	20	6	35	5.8	14	0
October	-	-	-	-	-	-	21	10	77	7.7	25	0
November	-	-	-	-	-	-	23	11	99	9.0	46	1
Dec./Jan.	-	-	-	-	-	-	23	12	97	8.1	22	1
Games 1-8	-	-	-	-	-	-	46	17	120	7.1	25	0
Games 9-16	-	-	-	-	-	-	41	22	188	8.5	46	2
Wins	-	-	-	-	-	-	52	21	123	5.9	13	1
Losses	-	-	-	-	-	-	35	18	185	10.3	46	1
Ties	-	-	-	-	-	-	-	-	-	-	-	-

Dario Romero

94 DEFENSIVE TACKLE

Height/Weight6-3, 305
Born4/13/78
College..Eastern Washington '01
Acquired.....FA, 2002
Signed Through2004
NFLThird Season
DolphinsThird Season



PRO CAREER

2003 – Played in eight games, including one start . . . Was inactive for one contest . . . Finished the season with 12 tackles (6 solo) and a pass defended . . . Was inactive for season-opener vs. Houston (9/7), before seeing the initial playing time of his NFL career, in a reserve role, the following week at N.Y. Jets (9/14) . . . Tallied a season-high three tackles vs. Indianapolis (11/2) . . . Played in each of the final four contests of the season, including the first start of his career in finale vs. N.Y. Jets (12/28) when he responded with a pair of stops.

2002 – Signed with the Dolphins as a free agent on February 27, 2002 after playing with the Edmonton Eskimos of the Canadian League in 2001 . . . Was inactive for all 16 games with

F I N S F A C T

For three summers, Dario worked as a security guard for Seattle Seahawks training camp, which was held at Eastern Washington University. "It was fun because I had never been to an NFL game," Dario says. It was there that Dario first realized that he might have a chance to play in the NFL. "I always thought that these guys were superhuman, and then you see them on the field and in the weight room, and you realize that they're similar to you. It was a great experience."

the Dolphins in '02 . . . Tallied nine tackles, a half-sack and a fumble recovery in the preseason . . . Recorded 20 tackles, three sacks and two forced fumbles for Edmonton in '01.

COLLEGE

Was a four-year letterman (1997-2000) at Eastern Washington . . . Earned first-team All-Big Sky Conference accolades as both a junior and senior . . . As a senior in 2000, posted 52 tackles, including 14 for loss, 5.5 sacks and an interception . . . For his career, notched 172 tackles, 40 stops for loss, 22 sacks, an interception, a fumble recovery and a forced fumble . . . Put together a career-high 7.5 sacks as a freshman in 1997 . . . Earned degree in liberal arts.

PERSONAL

Married to Rebecca . . . Couple has a son, Dario, Jr. (6/13/03) . . . Prepped at Lewis & Clark High School in Spokane, Wash . . . Enjoys fishing and playing video games in spare time . . . Lists "The Sopranos" as favorite television show and any kind of Mexican dish as favorite food . . . Born April 13, 1978 in Spokane.

DARIO ROMERO'S NFL REGULAR SEASON STATISTICS

YEAR	TEAM	G-S	TACK.	ASST.	TOTAL	FUM. REC.	FOR. FUM.	QB SACK	YDS LOST
2002	Miami	0-0	0	0	0	0	0	0	0
2003	Miami	8-1	6	6	12	0	0	0	0
2-YEAR TOTALS		8-1	6	6	12	0	0	0	0

ADDITIONAL STATS

Passes Defensed: 1 in 2003

Sage Rosenfels

18 QUARTERBACK

Height/Weight6-4, 222
 Born3/6/78
 College.....Iowa State '00
 AcquiredT (Wash.), 2002
 Signed Through2004
 NFLFourth Season
 DolphinsThird Season



PRO CAREER

2003 — Appeared in two games, both in a reserve role . . . Dressed but did not play in seven and was designated as the third quarterback in seven other contests . . . Completed four of six passes for 50 yards with one touchdown and no interceptions . . . All of statistics came in 31-7 loss at Tennessee (11/9) when he entered game in fourth quarter in place

FINS & FACT

Sage grew up on an 11-acre farm in the eastern Iowa town of Maquoketa (pronounced muh-COKE-uh-tuh), with a population of about 7,000.

of starter Brian Griese . . . First NFL completion came on a five-yard pass to Travis Minor . . . Initial touchdown pass of NFL career occurred when he hit Donald Lee for a 21-yard strike in the end zone with 20 seconds remaining in the game . . . Also saw action as the third quarterback for game's final play in Thanksgiving Day win at Dallas (11/27) . . . During preseason, connected on 39 of 71 passes (54.9%) for 358 yards with five touchdowns and one interception.

2002 – Was acquired by the Dolphins from Washington on August 22, 2002 in exchange for a 2003 seventh-round draft choice . . . Saw action in four games, all in a reserve role . . . Dressed but did not play in three contests, was designated as the third quarterback in nine others . . . For the season was 0-3 in passing . . . Also had two rushes for minus-nine yards . . . Made Dolphins debut in Monday night game at Green Bay (11/4), as he relieved starter Ray Lucas . . . Was 0-3 passing that game . . . For the preseason with both Washington and Miami, he was 41-65 (63.1%) for 580 yards, five touchdowns and two interceptions for a 104.6 rating . . . In his one preseason game with the Dolphins, vs. Chicago (8/29), he was 9-11 for 104 yards with no touchdowns or interceptions for a 106.1 rating.

2001 – Did not see any game action in 2001, spending a majority of the season as Washington's third quarterback . . . Was promoted to backup quarterback for Washington's contest vs. Kansas City (9/30) and again the following week at the New York Giants (10/7), but did not play in either game . . . Originally was a fourth-round draft choice (109th overall) of the Redskins in 2001.

COLLEGE

A four-year letterman at Iowa State (1997-2000), led the Cyclones to their first Bowl appearance in 22 years, as well as the school's first-ever postseason win as a senior in 2000, as Iowa State recorded a victory over Pittsburgh in the Insight.com Bowl to finish with a record of 9-3 . . . Served as a co-captain that year, and completed 172 of 333 passes for 2,298 yards and eight touchdowns and rushed for 381 yards and 10 touchdowns . . . Passing yardage total is the fourth-highest single-season figure in school annals . . . Overall in his four year career, the last two as a starter, connected on 306 of 587 passes for 4,164 yards with 19 touchdowns and 26 interceptions . . . Yardage total also is fourth-most in school history . . . Also rushed for 660 yards and 14 touchdowns on 164 carries . . . Redshirted as a freshman in 1996 . . . Was named to the Big 12 Commissioner's Academic Honor Roll all four years . . . Earned first-team Academic All Big 12 honors in 2000, and second team accolades in 1999 . . . Majored in marketing.

PERSONAL

Married to Maria, with son, Peyton . . . Prepped at Maquoketa (Iowa) High School, where he lettered in football, basketball, baseball, tennis and track . . . Handled the kicking and punting duties as a senior, in addition to completing 76 of 148 passes for 1,122 yards and ten touchdowns . . . Was an all-state choice in baseball, basketball and football . . . Ran in the state track meet and in the Drake Relays . . . Compiled a career singles record of 40-6 in tennis . . . Was a National Honor Society member and was on the honor roll for eight semesters . . . Was very active with charitable events in the Washington, D.C. area during his one year with the Redskins, including events that benefited the Ronald McDonald House and the National Multiple Sclerosis Society . . . While at Iowa State, served as vice president of the Future Business Leaders of America . . . Born on March 6, 1978.

SAGE ROSENFELS' NFL REGULAR SEASON STATISTICS

YEAR	TEAM	G-S	ATT.	COMP.	YDS.	PCT.	TD	INT.	LG	TKLD.	RATE
2001	Washington	0-0	0	0	0	—	0	0	0	0/0	0.0
2002	Miami	4-0	3	0	0	0.0	0	0	0	0/0	39.6
2003	Miami	2-0	6	4	50	66.7	1	0	21t	0/0	131.9
3-YEAR TOTALS		6-0	9	4	50	44.4	1	0	21t	0/0	99.3
MIAMI TOTALS		6-0	9	4	50	44.4	1	0	21t	0/0	99.3

ADDITIONAL STATS

Rushing: (Miami): 2 for -9 yards, -4.5 avg., long of -2 in 2002

2002 GAME-BY-GAME STATISTICS

DATE	OPPONENT	P/S	PASSING								RUSHING				W/L	SCORE
			ATT	CMP	YDS	PCT	TD	INT	LG	TKLD	ATT	YDS	LG	TD		
11/4	at Green Bay	P	3	0	0	0.0	0	0	0	0/0	0	0	0	0	L	10-24
11/24	SAN DIEGO	P	0	0	0	0.0	0	0	0	0/0	0	0	0	0	W	30-3
12/1	at Buffalo	P	0	0	0	0.0	0	0	0	0/0	0	0	0	0	L	21-38
12/9	CHICAGO	P	0	0	0	0.0	0	0	0	0/0	2	-9	-2	0	W	27-9
2002 TOTALS		4-0	3	0	0	0.0	0	0	0	0/0	2	-9	-2	0		9-7

2003 GAME-BY-GAME STATISTICS

DATE	OPPONENT	P/S	PASSING								RUSHING				W/L	SCORE
			ATT	CMP	YDS	PCT	TD	INT	LG	TKLD	ATT	YDS	LG	TD		
11/9	at Tennessee	P	6	4	50	66.7	1	0	21t	0/0	0	0	0	0	L	7-31
11/27	at Dallas	P	0	0	0	0.0	0	0	0	0/0	1	-1	-1	0	W	40-21
2003 TOTALS		2-0	6	4	50	66.7	1	0	21t	0/0	1	-1	-1	0		10-6

Junior Seau

55 LINEBACKER

Height/Weight6-3, 250
Born1/19/69
CollegeUSC '90
AcquiredT (S.D.), 2003
Signed Through2006
NFL15th Season
DolphinsSecond Season



PRO CAREER

CAREER PRO BOWL SELECTIONS: 12 (1991, 1992, 1993, 1994, 1995, 1996, 1997, 1998, 1999, 2000, 2001, 2002)

FINS & FACT

As a testament to the success he has achieved in his efforts off the field, Junior was named the 1994 True Value NFL Man of the Year.

2003 – Was acquired by the Dolphins from San Diego on April 16, 2003 in exchange for a fifth-round draft choice in 2004 . . . Started all 15 games in which he played at weakside linebacker, was inactive for one . . . Finished second on the team with 133 tackles (81 solo) . . . Included in that total were three sacks, his most since he had 3.5 in 2000 . . . Of his tackle total, 12 resulted in lost yardage, the most on the team . . . It marked the ninth time in his career that he reached the 100-tackle mark . . . Recorded five double-digit tackle performances, including three when he led the team in tackles . . . Was a key addition to a defense that allowed an average of only 90.8 yards rushing per game, fourth-fewest in the AFC and fifth in the NFL, as the Dolphins were the only team in the league not to permit an individual 100-yard rusher . . . Average per rush attempt yielded of 3.3 was second in the NFL in '03 and was the best figure in Dolphins history . . . First sack as a Dolphin came vs. Buffalo (9/21) . . . Registered a season-high 16 tackles in 23-10 win at N.Y. Giants (10/5) as the Dolphins held the Giants to just 77 yards rushing and a 3.3 average per attempt . . . Left game early with a left hamstring injury and was inactive the following week at Jacksonville (10/12) . . . Tied for second on the team with nine tackles in Monday night game against his former team, San Diego, in Tempe, Ariz., as the Dolphins limited the Chargers to 250 yards of total offense . . . Also came up with sacks vs. Baltimore (11/16) and at Dallas (11/27) . . . Following the season, was voted by his teammates as the winner of the 2003 Leadership Award . . .

GAMES PLAYED: In his career, Seau has appeared in 215 regular season games, including 200 with San Diego and 15 with the Dolphins . . . This total is tied for seventh-most in NFL history among linebackers:

MOST GAMES PLAYED BY A LINEBACKER IN NFL HISTORY

PLAYER	YEAR	TEAM(S)	NO.
1. Clay Matthews	1978-96	Cleveland, Atlanta	278
2. Bill Romanowski	1988-03*	S.F., Phil., Den., Raiders	243
3. Kevin Greene	1985-99	Rams, Pitt., Car., S.F.	228
4. Rickey Jackson	1981-95	N.O., San Francisco	227
5. Hardy Nickerson	1987-2002	Pitt., T.B., Jack., G.B.	225
6. Darryl Talley	1983-96	Buff., Minnesota	216
7. JUNIOR SEAU	1990-2003*	S.D., MIAMI	215
Monte Coleman	1979-94	Washington	215
Ted Hendricks	1969-83	Balt., G.B., Raiders	215

* Indicates active player

PRO BOWLS: Seau been selected to the Pro Bowl on 12 occasions, including each year from 1991-2002 . . . He did not play in the All-Star game following the 2002 season because of an ankle injury . . . His 12 consecutive Pro Bowls are tied with Randall McDaniel for the third-longest such streak by an NFL player since 1970:

MOST CONSECUTIVE YEARS VOTED TO THE PRO BOWL SINCE 1970

PLAYER	TEAM(S)	NO.	YEARS*
1. Bruce Matthews	Hous., Tenn.	14	1989-02
2. Reggie White	Phil., G.B.	13	1987-99
3. JUNIOR SEAU	SAN DIEGO	12	1992-03
Randall McDaniel	Minn., T.B.	12	1990-01

* Indicates year game was played

In addition, his 11 games played is tied for the second-most in the Pro Bowl since 1970:

MOST APPEARANCES IN THE PRO BOWL SINCE 1970

PLAYER	TEAM(S)	NO.	YEARS*
1. Randall McDaniel	Minn., T.B.	12	1990-01
2. JUNIOR SEAU	SAN DIEGO	11	1992-02
Reggie White	Phil., G.B.	11	1987-93, 1994, 1996-97, 1999
Rod Woodson	Pitt., Balt., Oak.	11	1990-95, 1997, 2000-03
5. Lawrence Taylor	N.Y. Giants	10	1982-91
Ronnie Lott	S.F., Raiders	10	1982-85, 1987-92
Mike Singletary	Chicago	10	1984-93
Jerry Rice	S.F., Oak.	10	1987-88, 1990-94, 1996, 1999, 2003
Bruce Matthews	Hou., Tenn.	10	1989-95, 1997, 2000, 2002

* Indicates year game was played

2002 – Started all 13 games at weakside linebacker . . . Was inactive for three contests with an ankle injury . . . Finished the year with 84 tackles, 1.5 sacks, one interception, seven passes defended and one forced fumble . . . Was selected to 2002 AFC Pro Bowl squad for the 12th time in his career in his final season with the Chargers. . . Did not play in the game, however, due to ankle surgery . . . Was chosen by teammates as the recipient of the Emil Karas Award as the team's Most Inspirational Player . . . Had best overall game of the year in the season's second week when he posted seven tackles, an interception, a sack and two passes defended vs. Houston (9/15) . . . Was named AFC Co-Defensive Player of Month for September . . . Finished the month with 26 tackles, an interception, one sack and four passes defended . . . Was inactive for games vs. Denver (10/6) and at Oakland (10/20) with an ankle injury . . . Established a season-high with ten tackles against San Francisco (11/17) . . . Game at Miami (11/24) was the 196th of his career during the regular season, moving him past Doug Wilkerson into second on the Chargers' all-time list for games played . . . Led team with 10 total tackles and had a half-

sack at Buffalo (12/15) . . . Final game as a Charger, at Kansas City (12/22), was the 200th of his career, tying him with Russ Washington for the most regular season games played in team history . . . Was inactive for season finale vs. Seattle (12/29) due to continuing ankle injury.

2001 – Started all 16 games at weakside linebacker . . . Was the team's second-leading tackler with 96 stops . . . Added a sack, an interception, six passes defended and two forced fumbles . . . Was voted to a Chargers team-record 11th consecutive Pro Bowl, as a reserve . . . Was named Chargers' Most Valuable Player for fifth straight season . . . Accounted for only interception of the year vs. Cincinnati (9/30) . . . Lone sack of the year came vs. Buffalo (10/28) . . . Led club with 11 tackles vs. Arizona (11/25) in the 182nd game of his career, as he moved past Dan Fouts into third on the team's career list for games played.

2000 – Opened all 16 contests at weakside linebacker . . . Ranked second on the team in tackles (122), passes defended (11) and interceptions (two) . . . Was sixth on the team with 3.5 sacks . . . 11 passes defended tied a career-high that he first set in 1993 . . . Earned his 10th consecutive Pro Bowl selection and his eighth as a starter . . . Also was named the team's Most Valuable Player . . . Was selected as an Associated Press All-Pro and was chosen as the NFL Alumni Association's Linebacker of Year . . . Was named to NFL's All-Decade Team for 1990s and Chargers 40th Anniversary All-Time Team . . . Collected 15 tackles vs. New Orleans (9/10) . . . Racked up a season-high 16 tackles at Baltimore (12/10).

1999 – Started all 14 games in which he played at an inside linebacker spot . . . Was inactive for two games . . . Led team with 99 tackles, marking the eighth time in his career and the eighth time in the last nine seasons that he held this spot . . . Also had 3.5 sacks, an interception, nine passes defended, a fumble recovery and a forced fumble . . . Also saw action on offense at H-Back in short-yardage and goal-line situations, catching two passes for eight yards . . . Earned his ninth-consecutive Pro Bowl bid, as a reserve on the AFC squad . . . Was recognized as the team's Most Valuable Player for the third straight year . . . Captured Defensive Player of Year (David Griggs Memorial Award) honors for second year in a row . . . Garnered second team All-Pro honors from the Associated Press and College & Pro Football Newsweekly . . . Led team in tackles in seven games and was tied for team lead on one other occasion . . . Recorded double-digit tackle totals in four contests . . . Opened season at Cincinnati (9/13) by recording four tackles and forcing a fumble on a sack, which Gerald Dixon scooped up and returned 27 yards for touchdown . . . Set season highs with 12 tackles and two sacks in 20-10 win at Detroit (10/10) . . . His sack total in that game tied a career-high that he had attained on three previous occasions . . . Tied season high with 12 tackles at Oakland (11/14) . . . Helped seal the Chargers' 23-20 victory over Raiders (12/26) with team-high seven tackles, an interception and a sack . . . Caught first-career NFL pass, good for two yards from Jim Harbaugh, vs. Chicago (11/21) . . . Also caught a six-yard pass from Harbaugh the following week at Minnesota (11/28) . . . Was inactive for games vs. Cleveland (12/5) and finale at Denver (1/2/00).

1998 – Started all 16 games at an inside linebacker spot . . . Led the team with 115 tackles, representing the seventh year in a row that he led the team in tackles . . . Also had 3.5 sacks, one forced fumble, two fumble recoveries and seven passes defended . . . Named to his eighth-consecutive Pro Bowl, his seventh as a starter . . . Voted by his teammates as Chargers' Most Valuable Player and Defensive Player of Year . . . National honors included All-Pro first team by Associated Press, Pro Football Weekly and The Sporting News . . . Also was named AFC Defensive Player of the Year by the Touchdown Club of Columbus (Ohio) and the Committee of 101 in Kansas City, Missouri . . . Led the Chargers in tackles in five games and tied for team lead three times . . . Tallied a season and team-high 12 tackles vs. N.Y. Giants (9/27) . . . Also led Chargers with 10 tackles in 13-10 win over Philadelphia (10/18).

1997 – Started all 15 games in which he played at an inside linebacker spot . . . Was second on the club with 97 tackles . . . Tied a personal-high with seven sacks, a figure he first achieved the previous year . . . Also tied for team lead with two interceptions and added two fumble recoveries, a forced fumble and six passes defended . . . Was named to his seventh consecutive Pro Bowl, as a reserve . . . Was voted by his teammates as the team's Most Valuable Player and Most Inspirational Player . . . Led team in tackles three times . . . Recorded 10 or more tackles in three games . . . Missed season-opener at New England (8/31) while recovering from arthroscopic knee surgery that he underwent on August 4 . . . Returned to the lineup at New Orleans (9/7) and led the club with 11 tackles, including a sack . . . Came up with his first interception of season the following week vs. Carolina (9/14) . . . Despite playing with broken big toe on his left foot, led team with nine tackles, to go along with his fourth sack of year and one forced fumble, as the Chargers held Raiders to 13 yards rushing in San Diego's 25-10 win at Oakland (10/5) . . . The

13 yards rushing allowed was the second-best defensive performance in team history . . . Turned in 10-tackle performance vs. Oakland (11/16) . . . Led team with a season-high 13 tackles, in addition to his seventh sack of season, at San Francisco (11/23).

1996 – Opened all 15 games in which he played at an inside linebacker spot . . . Led team in both tackles (138) and sacks (7) . . . Also collected two interceptions, three fumble recoveries, a forced fumble and seven passes defended . . . Was named to his sixth consecutive Pro Bowl, all as a starter . . . Was voted a defensive captain by his teammates . . . Earned All-Pro honors from the Associated Press, The Sporting News and Football Digest . . . Garnered All-AFC honors from Football News and United Press International . . . Led team in tackles on eight occasions . . . Posted double-digit tackle totals in seven contests . . . Was named AFC Defensive Player of Week after recording a team-high 12 tackles, two interceptions that both led to touchdowns, one sack and two passes defended in the Chargers' 22-19 win over Kansas City (9/29) . . . Both interceptions in the game came off Steve Bono passes . . . Was inactive at Seattle (10/27) . . . Also was named AFC Defensive Player of Week when he posted five tackles, a pair of sacks, a pass defended and one forced fumble in a 26-19 win at Indianapolis (11/3) . . . Produced a season-high 15 tackles vs. Tampa Bay (11/17) . . . Notched 14 tackles in three-consecutive games, including vs. New England (12/1), at Pittsburgh (12/8) and at Chicago (12/14).

1995 – Started all 16 regular season games at an inside linebacker spot . . . Topped team's tackle chart with 129 stops . . . Also compiled two sacks, a pair of interceptions, three fumble recoveries, a forced fumble and eight passes defended . . . Was voted to his fifth consecutive Pro Bowl, all as a starter . . . Earned All-Pro honors from the Associated Press, Football Digest, The Sporting News and USA Today . . . Led team in tackles in seven of 17 games played, including playoffs . . . Registered 10 or more tackles in six games. . . Led Chargers with 12 tackles (all solo) and scored his first career touchdown on a 29-yard fumble return in Chargers' 27-17 win at Philadelphia (9/17) . . . Led team for second consecutive week with 11 tackles in a 17-6 victory over Denver (9/24) . . . With San Diego needing a win in season finale at N.Y. Giants (12/23) to secure a playoff berth, came up with his biggest game of the season by leading team with a season-high 13 tackles . . . Late in game, pressured Giants quarterback Dave Brown into throwing a pass that Shaun Gayle intercepted and returned 99 yards for a touchdown in 27-17 win . . . Led Chargers with 11 tackles and recorded first career postseason interception in Divisional Playoff game vs. Indianapolis (12/31) when he picked off a Jim Harbaugh pass.

1994 – Started all 16 games and registered a career-high 155 tackles . . . Finished with 5.5 sacks, three fumble recoveries, a forced fumble and three passes defended . . . Was named to his fourth consecutive Pro Bowl, all as a starter . . . Had eight regular season games and two postseason contests with 10 or more tackles . . . Led team in tackles in 14 of San Diego's 19 games . . . Won numerous postseason awards as well, including the True Value Hardware NFL Man of Year and NFL's Linebacker of Year by National Football League Players Association for the second straight season . . . Also was a first-team All-Pro selection by the Associated Press, College & Pro Football Newsweekly, Football Digest, Pro Football Weekly/Pro Football Writers of America and The Sporting News . . . Earned first team All-AFC honors from Football News and United Press International . . . Played the second half of the regular season and all of the postseason with extremely painful pinched nerve in neck . . . Opened the season with a tremendous game, as he tallied 14 tackles while also hauling in game-ending loose ball, which slipped out of John Elway's hand, to preserve the Chargers' 37-34 come-from-behind win at Denver (9/4) . . . Notched 10 tackles, a sack and pressured Seahawks quarterback Rick Mirer into throwing an interception which was returned by Stanley Richard for touchdown, in the Chargers' 24-10 win at Seattle (9/18) . . . Established a career-high with two sacks at L.A. Raiders (9/25) . . . Set a career high with 19 tackles, including a sack, vs. Denver (10/23) . . . Sustained a pinched nerve at New England (11/20) and played the rest of the season with the injury . . . Started all three playoff games and compiled 31 tackles, a sack and two passes defended . . . Turned in an outstanding effort in AFC Championship Game at Pittsburgh (1/15/95) as he collected 16 tackles in San Diego's 17-13 win when Chargers held Steelers to 66 net rushing yards . . . Registered 11 tackles and a sack in Super Bowl XXIX vs. San Francisco (1/29/95) at Pro Player Stadium.

1993 – Started all 16 games . . . Led team with 129 tackles, including 19 stops behind line of scrimmage, also a team-best . . . Was third on the squad with 11 passes defended . . . Added a pair of interceptions, a fumble recovery and a forced fumble . . . Made his third consecutive trip to Pro Bowl - all as a starter - and was selected as the team's co-Most Valuable Player . . . Also

was chosen as the NFL Player Association's Linebacker of Year . . . Was named to All-Pro teams by Associated Press, Football Digest, Pro Football Writers of America, The Sporting News, College & Pro Football Newsweekly and Sports Illustrated . . . Was selected to All-AFC team by United Press International and Football News . . . Was the Chargers' Edge Man of Year recipient . . . Led team in tackles in 11 of 16 games on the season . . . Earned AFC Defensive Player of Week accolades for his performance vs. Houston (9/19) when he posted a team-high seven tackles, two passes defended and two interceptions . . . Both interceptions led to scores . . . Tallied a season-high 13 tackles vs. L.A. Raiders (11/21) and vs. Green Bay (12/12).

1992 – Started all 15 games in which he played . . . Leader of a defense that ranked second in the AFC and fourth in the NFL, allowing an average of only 264.2 yards per game, including only 87.2 on the ground . . . Topped team's tackle chart with 108 stops . . . Added 4.5 sacks, two interceptions, 10 passes defended, one forced fumble and one fumble recovery . . . Was voted to start in his second straight Pro Bowl . . . Was voted NFL Defensive Player of Year by Football Digest, Football News and Newspaper Enterprise Association . . . Was selected as the AFC Defensive Player of Year by United Press International . . . Earned All-Pro recognition from Associated Press, Football Digest, The Sporting News and Pro Football Weekly . . . Led Chargers in tackles in eight regular season games and one postseason contest . . . Notched first NFL interception in season opener vs. Kansas City (9/6) as he picked off a Dave Krieg pass . . . Also had 1.5 sacks in the contest . . . Missed game at Indianapolis (10/18) with a groin injury . . . Recorded a season-high 11 tackles vs. Tampa Bay (11/22) . . . Snared second interception of the season at L.A. Raiders (12/20) . . . Recorded 26 tackles in two playoff contests, including Divisional game at Miami (1/10/93) when he set a career-high with 19 total stops.

1991 – Started all 16 games . . . Became Chargers' top defensive playmaker, as he recorded a team-high 129 tackles, while finishing second on squad with seven sacks . . . Also defended two passes . . . Was voted to his first career Pro Bowl, as he was chosen as a starter . . . Was the team's leading tackler for nine games . . . Had five contests in which he hit double figures in tackles, including a season-high 13 stops vs. L.A. Rams (10/13).

1990 – Started 15 of the 16 games in which he played as a rookie . . . Was the team's second-leading tackler with 85 total stops . . . Also had a sack and a pass defended . . . Was a second alternate to the Pro Bowl . . . Was named to Football News' all-rookie team . . . Topped team's tackle chart three times over the course of the season . . . Notched a season-high 12 tackles, including the first sack of his career, in season finale at L.A. Raiders (12/30) . . . First-round draft choice (5th overall) of San Diego in 1990.

COLLEGE

Lettered two years (1988-89) at USC . . . Was a unanimous first-team All-America choice in 1989 after recording 19 sacks and 27 tackles behind line of scrimmage . . . Posted six sacks in 1988 after sitting out the previous season under NCAA Proposition 48 rules . . . Majored in public administration.

PERSONAL

Has three children: daughter, Sydney Beau (1993); sons Jake Ryan (1995) and Hunter Tiaina (2000) . . . Graduated from Oceanside (Calif.) High School, where he played linebacker and tight end as senior . . . Honors included CIF San Diego Section Defensive Player of Year; All-State and USA Today All-USA honorable mention; All-North County and Avocado League Offensive Player of Year as senior and Parade Magazine's All America Team . . . Also was the San Diego Section Basketball Player of Year and the Avocado League shot put champion his senior year . . . Was a member of California's All-Academic team with 3.6 grade point average . . . Started The Junior Seau Foundation in 1992 (website: www.juniorseau.org) . . . The Foundation's mission is "To educate and empower young people through the support of child abuse prevention, drug and alcohol awareness, recreational opportunities, anti-juvenile delinquency efforts and complimentary educational programs" . . . Allocated more than \$600,000 from January, 2003-June, 2004 to organizations serving children (includes annual funding of endowment) . . . Funded two youth athletic fields in San Diego: the Junior Seau Sports Complex

and the Junior Seau Foundation Field at Polinsky Children's Center . . . Recently committed \$40,000 to Camp Hope for the San Diego Family Justice Center . . . Foundation received the Community Award for Outstanding Service to Children and Families by the Department of Child and Family Development of San Diego State University in 2003 . . . In San Diego, the Foundation takes 200 underprivileged children from local Boys and Girls Clubs holiday shopping for gifts for their loved ones in the annual "Shop with a Jock" program . . . Each child receives a \$100 gift certificate and SHOPS with either a professional or collegiate athlete . . . In 2003, the Junior Seau Foundation extended "Shop with a Jock" to Miami where Junior and his Miami Dolphins teammates took 200 children from the South Florida area shopping on two different occasions (Christmas and Thanksgiving) . . . The Junior Seau Celebrity Golf Classic is the Foundation's major fundraising event . . . Held at La Costa Resort & Spa in San Diego, it is widely recognized as one of the premier events in Southern California . . . The three-day event includes a Golf Tournament, Team Seau Dinner & Auction and Legends Party at SEAU'S The Restaurant . . . Attended by many active and retired players from the NFL and media personalities . . . In addition, a Legend of the Year is honored for commitment to family, to community and to sportsmanship . . . Past Legends include Sid Brooks, Lance Alworth, Sid Gillman, Don Coryell and Marcus Allen . . . The Foundation also holds an Annual Teammates Luncheon, which honors a sports teammate for work on and off the field . . . Past honorees include Doug Flutie, Rodney Harrison and Drew Brees with a portion of the proceeds directed to honoree's foundation or favorite charity . . . The Foundation's Scholars of Excellence Program (funded by the NFL) has awarded more than 200 scholarships to college-bound students . . . In 2004, more than 206 college bound seniors applied for the 16 available scholarships . . . On Thanksgiving Day, dinner is prepared and served at SEAU'S The Restaurant for 600 residents of homeless shelters, victims of domestic violence, military families, and families from local Boys & Girls Clubs . . . Among the honors Seau has received for his charitable endeavors include the True Value Hardware NFL Man of Year, (1994); National Boys and Girls Clubs Hall of Fame (1999); San Diego Hall of Champions Professional Star of the Year, (1992); Christian Okoye's Humane Award (2004); NFL United Way representative (San Diego Chargers: 1992 and 1999); One of 100 most influential Asian Americans (1990s) by A Magazine; Spokesman for the National Beer Wholesaler's Association appearing on national PSA's to curb underage drinking and stop illegal alcohol consumption among youth; The 2003 Spirit of San Diego Award from the San Diego Chamber of Commerce for community commitment and leadership . . . Opened SEAU'S The Restaurant in 1996, which consistently has been voted San Diego's most popular sports-themed restaurant . . . SEAU'S has been featured in People Magazine (2002 Super Bowl edition), USA Today, Westways (May 2003), and was featured on the cover of San Diego Magazine (May 2003) . . . The fifth of six children . . . Born in San Diego, Junior and his family moved to American Samoa, and then returned to California prior to entering grade school . . . Did not speak English until age seven . . . Begins each day with early morning gym workout . . . An avid golfer who is in much demand for celebrity tournaments, he scored a double-eagle at San Diego's La Jolla Country Club . . . Full name is Tiaina Baul Seau Jr., born January 19, 1969 in San Diego, California.

JUNIOR ACHIEVEMENTS

- Was selected by San Diego with the fifth overall pick of the 1990 NFL Draft. Of the 27 first-round draft choices that year, he is one of only two who were active in the NFL in 2003 (RB Emmitt Smith, 17th overall by Dallas).
- Voted to a Chargers team-record 12 consecutive Pro Bowls (1991-2002 seasons), as he became just the fourth NFL player since 1970 to be selected 10 or more straight times to the Pro Bowl, joining Randall McDaniel (12), Mike Singletary (10) and Lawrence Taylor (10) for that honor.
- In his first season with the Dolphins, was voted by his teammates as the winner of the club's Leadership Award.
- Was named the NFL Alumni Association's Linebacker of the Year in 2000.
- In 2000, was named to the Chargers' 40th Anniversary Team.
- Was named to the All-Decade Team of the 1990s by the Pro Football Hall of Fame.
- Was selected the Chargers' Most Valuable Player five straight seasons (1997-01), while he shared the award with Leslie O'Neal in 1993.

JUNIOR ACHIEVEMENTS (Cont'd)

- Was the Chargers' Defensive Player of the Year twice (1998-99).
- Was voted by his teammates as the Chargers' Most Inspirational Player in 1997.
- Has been a first-team All-Pro pick by the Associated Press six times during his career (1992-94, 1996, 1998, 2000), and was a second-team selection on two occasions (1995, 1999).
- Has been a first-team All-Pro selection by College & Pro Football Newsweekly twice (1992, 1994) and a second-team pick three times (1993, 1995, 1999).
- Has been a first-team All-Pro pick by Pro Football Weekly on four occasions (1992, 1994-95, 1998).
- Has been a first-team All-Pro choice by the Pro Football Writers of America four times (1992-95).
- Was a first-team All-Pro selection by USA Today in 1996.
- Has recorded 10 or more tackles in a game 54 times.
- Has led team in tackles in 89 of his 215 career regular season games.
- Led the Chargers in tackles in eight of his 13 NFL seasons.
- Has averaged more than 115 tackles a season and more than seven tackles a game over his career.
- Is tied for first on San Diego's all-time list for games played with 200.
- Registered 47 sacks during his tenure with San Diego, third on the Chargers' all-time list.
- In 14 NFL seasons, has missed only nine games (1 each in 1992, 1996, 1997, 2003; 2 in 1999; and 3 in 2002).
- For his philanthropic efforts, was named the NFL Man of the Year in 1994.

JUNIOR SEAU'S NFL REGULAR SEASON STATISTICS

YEAR	TEAM	G-S	TACK.	ASST.	TOTAL	FUM. REC.	FOR. FUM.	QB SACK	YDS LOST
1990	San Diego	16-15	61	24	85	0	0	1	12
1991	San Diego	16-16	111	18	129	0	0	7	42
1992	San Diego	15-15	79	23	102	1	1	4.5	22
1993	San Diego	16-16	108	21	129	1	1	0	0
1994	San Diego	16-16	124	31	155	3	1	5.5	27.5
1995	San Diego	16-16	111	18	129	3	1	2	10
1996	San Diego	15-15	110	28	138	3	1	7	41
1997	San Diego	15-15	84	13	97	2	1	7	40
1998	San Diego	16-16	92	23	115	2	1	3.5	29
1999	San Diego	14-14	75	24	99	1	1	3.5	32
2000	San Diego	16-16	103	19	122	0	1	3.5	10.5
2001	San Diego	16-16	84	12	96	0	2	1	6
2002	San Diego	13-13	60	24	84	0	1	1.5	8.5
2003	Miami	15-15	81	52	133	0	0	3	13
14-YEAR TOTALS		215-214	1283	330	1613	16	12	50	293.5
MIAMI TOTALS		15-15	81	52	133	0	0	3	13

JUNIOR SEAU'S NFL PLAYOFF STATISTICS

YEAR	TEAM	G-S	TACK.	ASST.	TOTAL	FUM. REC.	FOR. FUM.	QB SACK	YDS LOST
1992	San Diego	2-2	23	3	26	0	0	0	0
1994	San Diego	3-3	25	6	31	0	0	1	4
1995	San Diego	1-1	9	2	11	0	0	0	0
PLAYOFF TOTALS		6-6	57	11	68	0	0	1	4

ADDITIONAL STATS

Fumbles Returned For Touchdown: 29 yards at Philadelphia (9/17/95)

Interceptions: 2 for 51 yards, long of 29 in 1992; 2 for 58 yards, long of 42 in 1993; 2 for 5 yards, long of 3 in 1995; 2 for 18 yards, long of 10 in 1996; 2 for 33 yards, long of 26 in 1997; 1 for 16 yards in 1999; 2 for 2 yards, long of 2 in 2000; 1 for 2 yards in 2001; 1 for 25 yards in 2002 for total of 15 for 210 yards, long of 42 (P-1 for 0 yards).

Passes Defended: 1 in 1990, 2 in 1991, 10 in 1992, 11 in 1993, 3 in 1994, 8 in 1995, 7 in 1996, 6 in 1997, 7 in 1998, 9 in 1999, 11 in 2000, 6 in 2001, 7 in 2002, 2 in 2003 for total of 90 (P-5).

Receiving: 2 for 8 yards, 4.0 avg., long of 6 in 1999

SINGLE-GAME HIGHS

Most Tackles:	19,	two times (last: vs. Denver, 10/23/94 - 16 solo, 3 assist)
Most Sacks:	2,	four times (last: at Detroit, 10/10/99)
Most Sacks Yards:	20	vs. Kansas City, 9/6/92
Most Interceptions:	2	two times (last: vs. Kansas City, 9/29/96)
Interception Return Yards:	58	vs. Houston, 9/19/93
Long Interception Return:	42	vs. Houston, 9/19/93

Sam Simmons

83 WIDE RECEIVER

Height/Weight5-9, 188
 Born11/25/79
 CollegeNorthwestern '02
 AcquiredD5b, 2002
 Signed Through2004
 NFLSecond Season
 DolphinsSecond Season



PRO CAREER

2003 – Played in each of the first 11 games of the season in a reserve role . . . Spent the final five games of the year on injured reserve with a left ankle injury . . . Fielded eight punts for a 12.5-yard average and returned three kickoffs for a 21.3-yard average with a long of 34 . . . Lone kickoff return in Monday night game against San Diego in Tempe, Ariz. (10/27) went for a season-long 34 yards, which came off a free kick following a safety . . . Against Baltimore (11/16), brought back three punts for a 15.3-yard average including a season-long 32-yard return . . . Sustained a left ankle injury in Sunday night game vs. Washington (11/23) . . . Was placed on injured reserve on November 25.

2002 – Was waived on August 25, 2002 and then signed to the practice squad on September 2 where he spent the entire season . . . Re-signed with the Dolphins as a free agent on December 31, 2002 . . . The second of two fifth-round draft choices by the Dolphins in 2002 (170th overall), with a compensatory pick from the NFL for net free agent losses from 2001.

F I N S F A C T

Sam enjoys working with kids. Each of the past two offseasons, he has served as a volunteer assistant football coach at Miramar (Fla.) High School. This past offseason, he held a one-day football clinic for kids ages 5-15, free of charge. "I get a lot of satisfaction out of being able to work with kids," Sam says. "And I think they are able to take a lot out of it, having the chance to learn from an NFL player."

COLLEGE

Started 27 of the 40 games in which he played during his four-year collegiate career (1998-2001) . . . Opened all 22 games over his final two years . . . Finished his career with 105 receptions for 1,698 yards and 14 touchdowns, while also rushing for 324 yards and a TD on 55 carries . . . Returned 37 kickoffs for a 25.3-yard average and fielded 39 punts for a 12.9-yard norm and two scores . . . Punt return average is second in school annals . . . Compiled 3,462 all-purpose yards during his career . . . Had his best year as a senior in 2001 when he was a second-team All-Big 10 Conference selection . . . Was second on the team with 50 receptions for 807 yards and seven touchdowns . . . Also brought back 15 punts for a 10.9-yard average and one touchdown that year . . . Led the Big 10 and was eighth in the nation as a true freshman in 1998 with a 27.6-yard average on 22 kickoff returns . . . Earned degree in communications.

PERSONAL

Married to Trina, couple has three daughters, Talia (10/27/98), Jada (12/27/00) and Saniya (10/17/03) . . . Played running back, quarterback, defensive back, kicker and punter, while also returning kicks and punts, during his prep career at F.L. Schlagle High School in Kansas City, Kansas . . . Was the USA Today Player of the Year in the state of Kansas as a senior when he rushed for 1,578 yards and scored 23 touchdowns, and threw for 445 yards and five touchdowns . . . Also tallied 97 tackles and eight interceptions . . . Lettered four times in football, four in track and twice in basketball . . . Attended high school with track star Maurice Greene, the world record holder in the 100-meters . . . Enjoys spending time at home with his family . . . Lists "Coming to America" as favorite movie, "The Steve Harvey Show" as favorite television show, L.L. Cool J as favorite recording artist and Michael Jordan as favorite athlete . . . Was a member of the National Honor Society . . . During his final semester at Northwestern, did an internship at a Chicago law firm . . . During the past two offseasons, has served an internship as an assistant football coach at Miramar (Fla.) High School . . . Contributed a weekly training camp diary as a rookie in 2002 for team's official web site, www.MiamiDolphins.com . . . Full name is Samuel Leland Simmons, born November 25, 1979 in Kansas City, Kansas.

SAM SIMMONS' NFL REGULAR SEASON STATISTICS

YEAR	TEAM	G-S	NO.	RECEIVING				RUSHING			
				YDS.	AVG.	LG	TD	ATT.	YDS.	LG	TD
2002	Miami			PRACTICE SQUAD							
2003	Miami	11-0	0	0	0.0	-	0	0	0	-	0
2-YEAR TOTALS		11-0	0	0	0.0	-	0	0	0	-	0

ADDITIONAL STATS

Kickoff Returns: 3 for 64 yards, 21.3 avg., long 34 in 2003

Punt Returns: 8 for 100 yards, 12.5 avg., long 32 in 2003

Miscellaneous Tackles: 1 in 2003

LEAGUE LEADERS IN FEWEST SACKS ALLOWED

The Dolphins hold NFL records for most seasons leading the league in fewest sacks allowed (10 — 1973, 1982-90) and most consecutive seasons leading the league in the same category (1982-90). In addition, during the 1988 and '89 seasons the Dolphins also set an NFL record by not allowing a quarterback sack in 19 consecutive games. The streak far outdistanced the previous NFL mark of five straight games, which was accomplished on many occasions. In 1988, Miami also set an NFL sack record by allowing only seven sacks in the 16-game season.

Wade Smith

74 TACKLE

Height/Weight6-4, 315
Born4/26/81
CollegeMemphis '03
AcquiredD3, 2003
Signed Through2006
NFLSecond Season
DolphinsSecond Season



PRO CAREER

2003 – Moved into starting lineup at left tackle for second preseason game following ankle injury to Mark Dixon, and kept that spot for his entire rookie season . . . Became the second Dolphins rookie in the last four seasons (2000-03) to open all 16 games at tackle, as Todd Wade, a second-round selection, started every game on the right side in 2000 . . . Overall, was just the third rookie offensive tackle in team history to open every regular season contest, as Wade and Smith were joined by Richmond Webb, a first-round draft pick who started all 16 contests at left tackle in 1990 . . . Was a consensus all-rookie selection . . . Also was named the team's Newcomer of the Year in a vote of South Florida media . . . Third-round draft choice (78th overall) by Miami in 2003, with a pick obtained from New England in exchange for a second-round draft choice in 2004.

FINS FACT

As if starting at left tackle in the NFL as a rookie is not hard enough, Wade spent the Tuesday prior to the Jacksonville game last year getting married to his fiancée, the former Chareta Beckwith. The date was moved up after the two originally had planned a March, 2004 wedding.

COLLEGE

Was a four-year letterman (1999-2002) and two-year starter at Memphis . . . Began his career as a tight end before being moved to offensive tackle for his junior season . . . Started all 12 games at left tackle as a senior . . . Named a second-team All-Conference USA selection . . . Helped the offense average 361.2 yards per game while allowing only 18 quarterback sacks . . . Started all 11 games at right tackle as a junior . . . Named as the team's Offensive Lineman of the Year . . . Suffered a broken right thumb in the third game of season, against South Florida, and played the rest of the season with a protective cast . . . Played in all 11 games with five starts at tight end as a sophomore . . . Used mostly as a blocker in the Tigers' two-tight end set . . . Caught five passes for 25 yards . . . Played in every game with one start as a true freshman . . . Caught one pass for six yards . . . Earned starting assignment at tight end vs. Arkansas State . . . Holds B.S. degree in finance.

PERSONAL

Married during the 2003 season to Chareta, who played basketball at the University of Memphis . . . Has a son, Nicholas . . . Resides in Dallas, Texas . . . Attended Lake Highlands High School in Dallas . . . Lettered for two seasons in football as a tight end . . . Helped his team to the area championship in 1997 and the regional title in 1998 . . . Had eight receptions for 108 yards as a junior . . . Was a high school teammate of Arizona Cardinals wide receiver Reggie Newhouse . . . Growing up, his favorite sports team was the Chicago Bulls and his favorite athlete was Jerry Rice . . . Lists "Friday" as favorite movie, "Law and Order" as favorite

television show and "A Time to Kill" as favorite book . . . Full name is Wade L. Smith, born April 26, 1981 in Dallas.

WADE SMITH'S NFL REGULAR SEASON STATISTICS

GAMES/STARTS: 2003: 16/16

John St. Clair

70 TACKLE

Height/Weight6-4, 315
Born7/15/77
College.....Virginia '00
AcquiredUFA (St.L), 2004
Signed Through2005
NFLFifth Season
DolphinsFirst Season



PRO CAREER

2003 – Signed to a two-year contract with the Dolphins as an unrestricted free agent from St. Louis on March 12, 2004 . . . Played in all 16 regular season games and the Rams' lone playoff game in a reserve role in '03.

2002 – After not seeing any regular season game action over his first two years in the league, started all 16 contests, including 13 at right tackle and three games at left tackle, in place of the injured Orlando Pace . . . Opened game vs. Oakland (10/13) at right tackle before moving over to left tackle following an injury to starter Grant Williams, who was filling in for Pace . . . Started at right tackle at Philadelphia (12/1) and then moved to left tackle after Pace left game with a torn right hamstring . . . Started each of the next three games (at Kansas City 12/8, vs. Arizona 12/15, at Seattle 12/22) at left tackle before moving back to the right side for season finale against San Francisco (12/30).

2001 – Was inactive for all 16 regular season and all three postseason contests.

2000 – Was inactive for all 16 regular season games and St. Louis' lone postseason matchup . . . Third-round draft choice (94th overall) of St. Louis in 2000.

F I N S F A C T

In college, John participated in the University of Virginia's "Buddy Program", where he served as a big brother to a third-grade boy in Charlottesville.

COLLEGE

Was a four-year letterman (1996-99) who started at center each of his final two seasons . . . Was an first-team All-America selection as a center by College Football News and CNN/SI as a senior, adding second-team honors from Football News . . . Became the first center in school history to earn All-America honors . . . Also was an first-team All-Atlantic Coast Conference pick . . . Was the recipient of the Jacobs Blocking Trophy, given to the top offensive linemen in the conference . . . Graded out at 87.6% for blocking consistency as he registered 84 knockdowns

... As a junior started 10 games and was named second team All-ACC ... Was instrumental in helping to rejuvenate Virginia rushing attack as the Cavaliers led the ACC in a variety of offensive categories, including rushing yards per game (213.1), rushing touchdowns (27), yards per rush (5.0), yards per play (6.1) and first downs per game (21.4) ... Was a reserve tight end as a redshirt freshman in 1996 before being moved to the offensive line for his sophomore season ... Graduated with degree in anthropology.

PERSONAL

Married to Shannon ... Earned four letters at tight end and defensive tackle at William Fleming High School in Roanoke, Va ... As a senior was an All-America selection by Super Prep, named to the Blue Chip Illustrated all-Regional team, rated one of the top 25 football players in Virginia by Roanoke Times and Charlottesville Daily Progress/Lynchburg News, selected all-District and was a Virginia High School League (VHSL) East-West All-Star game selection ... Also lettered four times in track, earning all-District honors in the discus ... Advanced to the state finals in discus all four years ... Lettered twice in basketball as well ... Was an Honor Roll student and member of the Beta Club and National Honor Society ... Also was a member of the Spanish Honor Society ... Currently has two classes remaining at Virginia to earn his masters' degree in counseling ... Full name is John Bradley St. Clair, born July 15, 1977 in Roanoke, Va.

JOHN ST. CLAIR'S NFL REGULAR SEASON STATISTICS

GAMES/STARTS: 2000: 0/0, 2001: 0/0, 2002: 16/16, 2003: 16/0 4-YEAR TOTALS: 32/16


JOHN ST. CLAIR'S NFL PLAYOFF STATISTICS

GAMES/STARTS: 2000: 0/0, 2001: 0/0, 2003: 1/0 PLAYOFF TOTALS: 1/0

Patrick Surtain

23 CORNERBACK

Height/Weight5-11, 192
Born6/19/76
College..Southern Mississippi '98
AcquiredD2a, 1998
Signed Through2005
NFLSeventh Season
Dolphins.....Seventh Season



PRO CAREER

CAREER PRO BOWL SELECTIONS: 2 (2002, 2003)

2003 - Started all 15 games in which he played at left cornerback ... Was inactive for one contest ... Registered 57 tackles (41 solo), a team-high seven interceptions totaling 59 yards

220 • St. Clair/Surtain

FINS & FACT

A quarterback at Edna Karr High School in New Orleans, Patrick led the school to the state championship in 1993. That year, he started in a Louisiana High School all-star game in place of current Colts quarterback Peyton Manning, who did not participate in the game.

in returns and a team-best 15 passes defended . . . Dolphins were 5-0 in games in which he had an interception in 2003 . . . In fact, the Dolphins now have won each of their last seven games and 14 of their last 15 when Surtain has secured an interception . . . Had two games with a pair of interceptions apiece . . . First interception of year came in week two vs. N.Y. Jets (9/14) when he picked off a Vinny Testaverde pass in the fourth quarter with the Jets in Dolphins territory, helping to preserve Miami's 21-10 victory . . . Accounted for his second interception in as many games the following week vs. Buffalo (9/21) when he snared a Travis Henry pass attempt at the Dolphins' 1-yard line . . . Posted the second multiple interception game of his career vs. N.Y. Giants (10/5) . . . Second interception of that game occurred in the end zone in the fourth quarter, helping the Dolphins to hold on for a 23-10 win . . . Had the third multiple interception game of his career three weeks later in Monday night game against San Diego in Tempe, Ariz . . . First interception came on the game's third play from scrimmage, as he returned it 32 yards to the Chargers' 6, setting up a Brian Griese to Chris Chambers touchdown pass two plays later . . . Second pick came in the end zone for a touchback in the second quarter after the Chargers had made it to the Dolphins' 9-yard line . . . For his performance in October, was named AFC Defensive Player of the Month . . . In four games, recorded 19 tackles and four interceptions as the Dolphins went 3-1 and allowed an average of only 12.3 points per game . . . Dressed but did not play at Tennessee (11/9) with an ankle injury sustained the previous week vs. Indianapolis (11/2) . . . Left game vs. Baltimore (11/16) in first quarter after aggravating the injury . . . Interception in Thanksgiving Day game at Dallas (11/27) off a Quincy Carter pass was the 25th of Surtain's career, moving him past William Judson and Louis Oliver into sole possession of fifth on the Dolphins' all-time interception chart . . . Underwent surgery prior to the season, on August 5, to remove loose bodies from his left knee . . . Dolphins Chief Team Physician Dr. George Caldwell performed the surgery and Team Physician Dr. Erol Yoldas assisted, at Holy Cross Hospital in Ft. Lauderdale . . . Missed all four preseason contests with the injury . . .

2003 INTERCEPTION TOTAL: Surtain accounted for seven interceptions in 2003, marking a new personal single-season high, eclipsing his previous high of six that he first established in 2002 . . . He broke the mark with an interception in the Dolphins' Thanksgiving Day win at Dallas on November 27 . . . Surtain's seven interceptions last year tied for first in the AFC and fourth in the NFL:

2003 NFL INTERCEPTION LEADERS

PLAYER	TEAM	NO.	PLAYER	TEAM	NO.
1. Tony Parrish	San Francisco	9	4. PATRICK SURTAIN	MIAMI	7
Brian Russell	Minnesota	9	Marcus Coleman	Houston	7
3. Corey Chavous	Minnesota	8	Ed Reed	Baltimore	7

PRO BOWL: Was one of four Dolphins selected to the 2004 AFC Pro Bowl squad, as he was named a starter for the second consecutive season . . .

POSTSEASON HONORS: Following the 2003 season, was a first-team All-Pro pick by The Sporting News, an All-AFC choice by Pro Football Weekly, and a second-team All-Pro selection by both the Associated Press and Football Digest . . .

DOLPHINS RECORD WHEN SURTAIN HAS AN INTERCEPTION: In his six-year career, Surtain has registered 25 interceptions, which he has accounted for in 22 games . . . In those 22 games, the Dolphins have posted a record of 19-3, including marks of 5-0 in 2003, 5-1 in 2002, 2-0 in 2001, 4-1 in 2000, 1-1 in 1999 and 2-0 in 1998 . . . The Dolphins have registered wins in seven straight games when Surtain has had an interception and 12 of their last 14 . . .

RETURNS FOR TOUCHDOWNS: With two interception returns for touchdowns in his career, including one each in 2001 and 2002, Surtain is tied for fourth for the most interception returns for touchdowns in Dolphins history:

MOST INTERCEPTION RETURNS FOR TDs IN DOLPHINS HISTORY

PLAYER	YEARS	INTs	PLAYER	YEARS	INTs
1. Zach Thomas	1996-03	4	4. Don McNeal	1980-89	2
2. Dick Anderson	1968-77	3	William Judson	1982-89	2
Terrell Buckley	1995-99, '03	3	Louis Oliver	1989-93	2
4. Dick Westmoreland	1966-69	2		95-96	
Jimmy Warren	1966-67	2	Troy Vincent	1992-95	2
Bill Stanfill	1969-76	2	Sam Madison	1997-03	2
Lloyd Mumphord	1969-74	2	PATRICK SURTAIN	1998-03	2
Mike Kozlowski	1979-86	2			

INTERCEPTIONS OVER THE LAST FOUR YEARS: Since becoming a full-time starter in 2000, Surtain has come up with 21 interceptions, including five or more in three of these four seasons . . . This total ranks as the third-most in the NFL over this span:

MOST INTERCEPTIONS IN THE NFL OVER THE LAST FOUR YEARS

(2000-03)

PLAYER	TEAM(S)	2000	2001	2002	2003	4-YEAR TOTALS
1. Darren Sharper	Green Bay	9	6	7	5	27
2. Tony Parrish	Chi., San Francisco	3	3	7	9	22
3. PATRICK SURTAIN	MIAMI	5	3	6	7	21
4. Sammy Knight	N.O., Miami	5	6	5	3	19
5. Five players tied with 18						

CAREER SACKS: In his career, Surtain has secured 5.5 sacks, the third-most sacks all-time by a Dolphins defensive back, trailing only Jerry Wilson and Liffort Hobley, both of whom registered six sacks in their careers:

MOST CAREER SACKS BY A DOLPHINS DEFENSIVE BACK

PLAYER	YEARS	SACKS
1. Jerry Wilson	1996-00	6.0
Liffort Hobley	1987-93	6.0
3. PATRICK SURTAIN	1998-03	5.5
4. Glenn Blackwood	1979-87	4.0
Calvin Jackson	1994-99	4.0
6. Paul Lankford	1982-91	3.0
Jarvis Williams	1988-93	3.0

2002 — Started all 14 games in which he played at left cornerback . . . Was inactive for two contests . . . Recorded 69 tackles (52 solo), a team-high six interceptions (79 yards), 1.5 sacks, 11 passes defended and a forced fumble . . . Interception total led the team and tied for second in the AFC and fourth in the NFL . . . Interception total also marked a personal single-season best to that point, eclipsing his previous high of five, which he set in 2000 . . . Added two stops on special teams during the course of the season . . . First interception of the year came at Indianapolis (9/15) when he picked off a Peyton Manning pass in the end zone . . . Sustained a sprained left knee on the play, however, and was inactive each of the next two weeks . . . When he missed a contest vs. N.Y. Jets (9/22), it snapped a string of 66 straight games in which he had played, covering his entire NFL career . . . Returned to action vs. New England (10/6) and recorded four tackles and an interception of a Tom Brady pass . . . Posted a season-high nine tackles, in addition to an interception of a Brian Griese pass that he returned 40 yards for his second career touchdown, at Denver (10/13), marking his third straight game with an interception . . . It came in the fourth quarter and gave the Dolphins a 21-12 lead in a game they went on to win, 24-22 . . . For his performance in the Broncos game, was awarded a defensive game ball . . . Intercepted a Brett Favre pass in the end zone in Monday night game at Green Bay (11/4) . . . Notched four tackles, including a half-sack, and also came up with an interception of a Jeff Blake pass, in win over Baltimore (11/17) . . . The following week in win over San Diego (11/24), registered eight tackles and a sack, as the Dolphins held the Chargers to just 144 yards of total offense, the lowest output for a Miami opponent on the year . . . Was awarded a game ball on defense . . . Final interception of the year occurred vs. Oakland (12/15) when he picked off a Rich Gannon pass with 1:43 to play in the game, and returned it 22 yards to the Dolphins' 40, preserving Miami's 23-17 victory . . .

PRO BOWL: Was one of seven Dolphins named to the 2003 AFC Pro Bowl team, the most in the AFC . . . Also was one of six Dolphin defenders, the most in team history . . . Was chosen as a starter, although he could not play in the game because of an injury . . . He became the second cornerback in Dolphins history to be selected to the Pro Bowl, along with Sam Madison (1999-2001) . . .

POSTSEASON HONORS: Following the season, was a first-team All-Pro pick by Associated Press, Pro Football Weekly, Football Digest and The Sporting News . . . Also was the NFL Alumni Association's Defensive Back of the Year . . .

2001 – Signed a four-year contract extension through the 2005 season on March 8, 2001 . . . Underwent arthroscopic surgery on August 3, 2001 to remove a torn portion of the lateral meniscus in his left knee . . . Dolphins Chief Team Physician Dr. George Caldwell performed the surgery at Holy Cross Hospital in Ft. Lauderdale . . . Missed all five preseason contests . . . Started all 16 regular season games at left cornerback, the fourth straight year to open his career in which he participated in all 16 league games . . . Finished the year with 60 tackles (50 solo), a sack, three interceptions for 74 yards in returns and a touchdown, a fumble recovery, three forced fumbles and a team-high 17 passes defended . . . Also added one tackle and a fumble recovery on special teams . . . Interception total was second on the squad . . . Part of a unit that led the NFL in pass defense, allowing an average of only 176.8 yards per contest . . . Posted a season-high five tackles on six occasions, and the Dolphins were 6-0 in those games . . . Had two tackles, a sack and a forced fumble at St. Louis (9/30) . . . Posted five tackles, two passes defended and a fumble recovery at Seattle (10/28) . . . Fumble recovery gave the Dolphins the ball at the Seahawks' 46 and led to an Olindo Mare field goal . . . Recorded three tackles and three passes defended vs. Carolina (11/4), including a 29-yard interception return of a Chris Weinke pass for a touchdown, snapping a string of 151 straight passes that Dolphins opponents had thrown without being picked off . . . It also was the first touchdown of Surtain's NFL career . . . Turned in a key special teams play at Buffalo (11/25) . . . With the score tied at 27 and just more than a minute to play, recovered a Nate Clements fumble on a kickoff at the Bills' 42 after the ball had been forced loose by David Bowens . . . Three plays later, Jay Fiedler connected with Chris Chambers for a 32-yard TD pass with 48 seconds remaining to give Miami a 34-27 come-from-behind victory . . . Underwent surgery on December 17, 2001 to stabilize a fracture of the proximal phalanx of his left fifth finger . . . Dr. George Caldwell and Dr. Brian Fingado performed the surgery at Holy Cross Hospital . . . Surtain sustained the injury at San Francisco (12/16) . . . Two weeks later vs. Atlanta (12/30), came up with the first two-interception game of his career as he picked off a pair of Michael Vick passes, totaling 45 yards in returns . . . Both interceptions occurred in the second half of the Dolphins' 21-14 victory . . . Started First-Round Playoff game vs. Baltimore (1/13/02) . . . Was credited with one tackle and a pass defended.

2000 – Established himself as one of the emerging young cornerbacks in the NFL in 2000 . . . Teamed with Sam Madison to give the Dolphins perhaps the top cornerback tandem in the NFL . . . Started all 16 games at left cornerback . . . Finished the year with 64 total tackles (52 solo), a sack, two forced fumbles, a fumble recovery, five interceptions and a team-high 22 passes defended . . . Added two stops on special teams . . . Was an All-Pro selection by Sports Illustrated . . . Interception total tied for second on the team along with Madison and S Brock Marion, and tied for ninth in the AFC in 2000 . . . Part of a defensive backfield that became the first group to have at least four players with five or more interceptions in the same season since the 1981 Tampa Bay Buccaneers . . . Was awarded a defensive game ball for his performance on four occasions . . . Batted away three passes in season-opener vs. Seattle (9/3), including his first interception of the year, when he picked off a Jon Kitna pass . . . Registered four tackles, while also intercepting a Tony Banks pass that he returned a career-long 43 yards, vs. Baltimore (9/17) . . . Had five tackles and a forced fumble in 22-13 win over Buffalo (10/8) . . . Stripped the ball loose from Bills RB Sammy Morris with 4:45 to play in the game, which was recovered by Madison and returned 20 yards for a touchdown . . . Had two tackles and two passes defended, including an interception of a Vinny Testaverde pass, at N.Y. Jets (10/23) . . . Posted four tackles and a fumble recovery at Detroit (11/5) when he earned a defensive game ball . . . Intercepted a Jim Harbaugh pass in the end zone with three seconds to play to help preserve the Dolphins' 17-7 victory at San Diego (11/12) . . . Tied for team-lead with six tackles at Buffalo (12/3) when he intercepted a Rob Johnson pass in the end zone on the Bills' first series of the game . . . Lone sack of the year came vs. Tampa Bay (12/10) when he dropped QB Shaun King for a three-yard loss . . . Recorded a season-high 11 tackles, three passes defended and a forced fumble vs. Indianapolis (12/17) . . . Started both playoff games following the season at left cornerback . . . Tallied nine tackles (5 solo), including six in First-Round victory over Indianapolis (12/30).

1999 – Played in all 16 regular season games, including six starts . . . Finished the year with 48 total tackles (40 solo), two sacks for nine yards lost, two interceptions for 28 yards, and nine passes defended . . . His two sacks tied him with three other players for the third-most ever by a Dolphins defensive back in a season, trailing only the three by Liffort Hobley (1990) and Jerry Wilson (1999) . . . Also tied for seventh on the squad with ten special teams tackles . . . Recorded five tackles at New England (10/17) when he came up with his first interception of the year as he picked off a Drew Bledsoe pass . . . Made the first start of his career when he opened at left cornerback vs. Indianapolis (12/5) . . . Went on to start each of the final six

regular season games and both playoff contests . . . Registered five stops in that Colts game when he also snared a Peyton Manning pass and returned it 28 yards . . . Posted seven stops at N.Y. Jets (12/12) . . . Tallied a season-high nine tackles at Washington (1/2/00), including the first two sacks of his NFL career . . . It marked just the second time in club history that a defensive back accounted for two sacks in a game, as Surtain joined Hobley, who did it on November 22, 1992 against Houston . . . Started both playoff games following the season at left cornerback . . . Was second on the team with 13 total tackles, while he also defended a team-high three passes . . . Was credited with three passes defended in First-Round game at Seattle (1/9/00) . . . Recorded eight tackles in Divisional contest at Jacksonville (1/15/00).

1998 — Played in all 16 regular season games and both playoff contests, all in a reserve role, during his rookie season . . . Was inserted in nickel and dime situations on defense, and finished the regular season with 29 total tackles, two interceptions and 11 passes defended, which were third-most on the club . . . Also contributed eight special teams tackles over the course of the year . . . Was an All-Rookie selection by College and Pro Football Newsweekly . . . Had two tackles and the first interception of his career vs. Buffalo (9/13), when he picked off a Rob Johnson pass . . . Also came up with two special teams tackles in that contest . . . Was awarded a defensive game ball for his performance in the Dolphins' 13-7 victory over the Bills . . . Second career interception occurred vs. St. Louis (10/18) when he picked off a Tony Banks pass on the Rams' final offensive play of the game with 4:09 remaining to preserve shutout in a 14-0 win . . . Appeared in both playoff games following the season in a reserve role . . . Recorded three tackles on defense and one on special teams . . . Made his NFL postseason debut in First-Round game vs. Buffalo (1/2/99) and amassed three stops . . . First of two second-round draft choices (44th overall) of Miami in 1998 with a choice obtained from Carolina in a draft day trade-up in which the Dolphins traded their 2000 first-round draft choice.

COLLEGE

Was a four-year letterman (1994-97) and two-year starter at Southern Miss . . . Appeared in 40 games with 23 starts during his career . . . Accumulated 189 tackles, 13 interceptions, a sack and 31 passes defended . . . Was named the Conference USA Player of the Year by The Football News following his senior season of 1997 when he started all 11 games and finished with 66 tackles, six interceptions and 15 passes defended . . . Interception total ranked 11th in the nation . . . Was named the Conference USA and school's Defensive Player of the Week with two interceptions against Florida . . . Opened all 11 contests as a junior in 1996 and earned first-team All-Conference USA honors . . . Notched 84 tackles, six interceptions and eight passes defended . . . Interception total tied for sixth in the nation . . . Majored in sports administration.

PERSONAL

Married to Michelle, with a son, Patrick, Jr. (4/14/00) and a daughter, Paris (2/27/03) . . . Family resides in Plantation, Fla . . . Attended Edna Karr High School in New Orleans, La . . . As a quarterback, was named MVP of the 1993 state championship game his senior season . . . Earned second-team all-state, first-team all-district and team MVP honors following his senior season . . . Completed 44 of 97 passes for 753 yards and seven touchdowns, and rushed for 784 yards and 12 scores on 137 carries . . . Was an all-state selection in basketball and a member of the school's state title team his junior year . . . Also lettered in baseball and track . . . Recently started the Patrick Surtain Foundation (www.surtainfoundation.org) whose main goal is to help promote literacy . . . Regularly visits area elementary schools where he reads to the children, and in conjunction with Publix Supermarkets, donates books . . . Has participated in the Dolphins Superbowl of Fashion benefiting the Cystic Fibrosis Foundation . . . Participated in the Starbright Video conferencing program that allows athletes and children at one hospital to talk with children in another city's hospital . . . Enjoys visiting hospitals and speaking in schools on his off-days . . . Has assisted in building houses for Habitat for Humanity . . . Along with other Dolphins defensive backs, has been part of the "Prudential No Passing Zone" program, which in conjunction with Prudential, has helped 2,400 children from the Broward County Boys & Girls Clubs attend Dolphins home games each year . . . Along with the other defensive backs, won the team's Community Service Award for 1999 . . . Enjoys reading and watching

television in his spare time . . . Lists "Martin" as favorite television show, "A Time to Kill" as favorite book and Juvenile as favorite recording artist . . . Full name is Patrick Frank Surtain, born June 19, 1976, in New Orleans, La.

PATRICK SURTAIN'S NFL REGULAR SEASON STATISTICS

YEAR	TEAM	G-S	TACK.	ASST.	TOTAL	FUM. REC.	FOR. FUM.	INT.	YDS.	LG	TD
1998	Miami	16-0	25	4	29	0	0	2	1	1	0
1999	Miami	16-6	40	8	48	0	0	2	28	28	0
2000	Miami	16-16	52	12	64	1	2	5	55	43	0
2001	Miami	16-16	50	10	60	1	0	3	74	41	1
2002	Miami	14-14	52	17	69	0	1	6	79	40	1
2003	Miami	15-15	41	16	57	0	0	7	59	32	0
6-YEAR TOTALS		93-67	260	67	327	2	3	25	296	43	2

PATRICK SURTAIN'S NFL PLAYOFF STATISTICS

YEAR	TEAM	G-S	TACK.	ASST.	TOTAL	FUM. REC.	FOR. FUM.	INT.	YDS.	LG	TD
1998	Miami	2-0	3	0	3	0	0	0	0	0	0
1999	Miami	2-2	13	0	13	0	0	0	0	0	0
2000	Miami	2-2	5	4	9	0	0	0	0	0	0
2001	Miami	1-1	1	0	1	0	0	0	0	0	0
PLAYOFF TOTALS		7-5	22	4	26	0	0	0	0	0	0

ADDITIONAL STATS

Passes Defensed: 11 in 1998, 9 in 1999, 22 in 2000, 17 in 2001, 11 in 2002, 15 in 2003 for total of 85 (P-4)

Sacks: 2 for 9 yards lost in 1999; 1 for 3 yards lost in 2000, 1 for 10 yards lost in 2001, 1.5 for 14 yards lost in 2002 for total of 5.5 for 36 yards lost

Forced Fumbles: 2 in 2000, 3 in 2001, 1 in 2002 for total of 6

Special Teams Tackles: 8 in 1998, 10 in 1999, 2 in 2000, 1 in 2001, 2 in 2002 for total of 23 (P-1)

Special Teams Fumble Recoveries: 1 in 2001

SINGLE-GAME HIGHS

Most Interceptions:

- 2 vs. Atlanta, 12/30/01
- 2 at N.Y. Giants, 10/5/03
- 2 at San Diego, 10/27/03

Most Interception Return Yards:

- 45 vs. Atlanta, 12/30/01

Longest Interception Returns:

- 43 vs. Baltimore, 9/17/00
- 41 vs. Atlanta, 12/30/01
- 40t at Denver, 10/13/02

DOLPHINS SEND 148 PLAYERS TO PRO BOWL

Since the 1970 AFL-NFL merger, a Dolphin has been selected to play in the Pro Bowl a total of 148 times, including four following the 2003 season and 11 over the last two years. Over the course of those 34 seasons, 89 offensive players, 53 defensive players and six special teams players have been chosen. The position that has been represented the most is guard, which has occurred on 19 occasions. The only seasons since 1970 that the Dolphins did not have a player selected to the Pro Bowl were 1980 and 1997.

DEFENSIVE SCORES = WINS

In 2003, the Dolphin defenders returned three interceptions or fumbles for touchdowns, and Miami won all three games. Since 2000, the defense has accounted for 12 touchdowns, and the Dolphins have put together a perfect 12-0 mark in those contests.

Jason Taylor

99

DEFENSIVE END

Height/Weight6-6, 255
Born9/1/74
CollegeAkron '97
AcquiredD3a, 1997
Signed Through2009
NFLEighth Season
DolphinsEighth Season



PRO CAREER

CAREER PRO BOWL SELECTIONS: 2 (2000, 2002)

2003 — Signed a three-year contract extension through the 2009 season on March 2, 2004 . . . Started all 16 games at right defensive end in '03 . . . Recorded 71 tackles (50 solo), 13 sacks for 70 yards in losses, six additional tackles for loss, two fumble recoveries, three forced fumbles, five passes defended and 36 quarterback hurries . . . Also recorded a safety on the season, the first of his career . . . Marked the fourth straight year in which he opened all 16 games . . . Enters 2004 having started and played in 66 consecutive contests . . . Sack total in '03 was second on the club, second in the AFC and fourth in the NFL . . . Registered 10.5 sacks over the final nine games of the season . . .

2003 GAME HIGHLIGHTS: Was credited with eight tackles and two forced fumbles at Jacksonville (10/12) . . . Registered three tackles, including a sack and a forced fumble, vs. New England (10/19), giving him 60.5 career sacks and moving him past Jeff Cross into sole spot of fourth on the Dolphins' all-time list . . . The following week, in Monday night game against San Diego in Tempe, Ariz., posted a season-high nine tackles as the Dolphins held the Chargers to just 250 yards of total offense in a 26-10 win . . . Also registered the first safety of his career, as he tackled Chargers tackle Damien McIntosh in the end zone for a safety after McIntosh recovered a Drew Brees fumble resulting from a Rob Burnett sack . . . It was the first safety registered by the Dolphins since October 8, 2000 vs. Buffalo . . . Game vs. Indianapolis (11/2) marked the 100th of his career during the regular season . . . Tied a season-high with nine tackles in 24-23 Sunday night victory over Washington (11/23) . . . Included in his total were two sacks, his first multiple sack game of the season and the 15th of his career . . . It also began a string of six straight games in which he would record a sack . . . Both sacks in the Redskins game came on third down plays, with the second occurring in the fourth quarter, and which was followed by the Dolphins' game-winning touchdown drive . . . For his performance in the Redskins contest, he was named as AFC Defensive Player of the Week for the week of November 23-24 . . . On Thanksgiving Day at Dallas (11/27), had two tackles, including one sack, as he tackled Cowboys quarterback Quincy Carter for an eight-yard loss . . . Also had one fumble recovery for a touchdown, when he recovered a Carter fumble forced by an Adewale Ogunleye sack and returning it 34 yards for a touchdown . . . Taylor's sack of Carter gave him 64.5 for his

FINS FACT

Jason has participated in numerous off-field events and charities throughout his NFL career. But the one that undoubtedly touched him the most was in May of 2003 when he and Zach Thomas visited various military bases throughout Germany, as part of a USO/NFL Tour. "It was one of the most unbelievable things I've done in my life," Taylor said. "It was a very emotional trip, really touching, sometimes tearjerking." After witnessing some of the things that he did, Taylor found a new perspective on the game that he plays for a living. "Football is like chess, not war," Taylor said. "What we do is a game. My job is important to a point. If I make a mistake or don't do my job, it's a touchdown for the other team. If they don't do their jobs, somebody gets killed. What these young men and women do is life and death. Nobody's dead if I make a mistake."

career, moving him ahead of Vern Den Herder into sole possession of third place among the Dolphins' all-time sack leaders . . . His fumble recovery for a touchdown was the fourth TD he scored on a fumble recovery in his career, moving him into a tie for second place in NFL history (along with Bill Thompson and Derrick Thomas) for most touchdowns scored on fumble recoveries, trailing only Jessie Tuggle . . . Produced five tackles, including three sacks at Buffalo (12/21) . . . Sack total tied a career-high that he had achieved twice previously, most recently on December 15, 2002 against Oakland . . . All three sacks, which totaled 20 yards in losses, came against Drew Bledsoe . . . When he sacked Bledsoe for a four yard loss in the second quarter, it gave Taylor 68 career sacks, breaking Bill Stanfill's former team record of 67.5 career sacks . . . Finished the season by recording four tackles and a sack vs. N.Y. Jets (12/28), the sixth game in a row in which he tallied a sack, tying for the second-longest sack streak in Dolphins history . . .

PLAYER OF THE WEEK: Taylor was named as AFC Defensive Player of the Week for the games of November 23-24 as a result of his play vs. Washington on November 23 . . . In that game he had nine tackles including two sacks for a total of nine yards in losses, tackling Redskins quarterback Patrick Ramsey once for a four yard loss followed by a five-yard sack of QB Tim Hasselbeck . . . It marked Taylor's third career AFC Defensive Player of the Week award, having won that honor twice during the 2002 season . . . He also has been named as AFC Defensive Player of the Month on two occasions in his career . . .

2003 SACK TOTAL: Taylor tallied 13 sacks in 2003, one year after he led the team and the NFL with 18.5 sacks . . . He became the first Dolphin to record double-digit sack totals in consecutive season since Jeff Cross had 10 in 1989 and 10.5 in 1990 . . . His sack total last year ranked second in the AFC and fourth in the NFL:

2003 NFL SACK LEADERS

PLAYER, POS.	TEAM	SACKS	PLAYER, POS.	TEAM	SACKS
1. Michael Strahan	N.Y. Giants	18.0	5. Leonard Little	St. Louis	12.5
2. Adewale Ogunleye	Miami	15.0	7. Michael Rucker	Carolina	12.0
Simeon Rice	Tampa Bay	15.0	Terrell Suggs	Baltimore	12.0
4. JASON TAYLOR	MIAMI	13.0	9. Bertrand Berry	Denver	11.5
5. Shaun Ellis	N.Y. Jets	12.5	Aaron Schobel	Buffalo	11.5

SACKS OVER THE LAST FOUR YEARS: Since 2000, Taylor has amassed 54.5 sacks, including double-digit totals on three occasions . . . His sack total over this four-year span is second-most in the NFL, trailing only the Giants' Michael Strahan:

MOST SACKS IN THE NFL OVER THE LAST FOUR SEASONS

(2000-03)

PLAYER, POS.	TEAM(S)	2000	2001	2002	2003	4-YEAR TOTALS
1. Michael Strahan, DE	N.Y. Giants	9.5	22.5	11.0	18.0	61.0
2. JASON TAYLOR, DE	MIAMI	14.5	8.5	18.5	13.0	54.5
3. Simeon Rice, DE	Ariz., T.B.	7.5	11.0	15.5	15.0	49.0
4. Leonard Little, DE	St. L.	5.0	14.5	12.0	12.5	44.0
5. Jason Gildon, LB	Pitts.	13.5	12.0	9.0	6.0	40.5
Hugh Douglas, DE	Phil., Jack.	15.0	9.5	12.5	3.5	40.5

CAREER SACKS: In 2003, Taylor became the Dolphins' career sack leader, as he surpassed Bill Stanfill's former team record of 67.5 . . . He achieved this feat when he sacked Bills quarterback Drew Bledsoe for a four yard loss in the second quarter on December 21, 2003 at Ralph Wilson Stadium:

MIAMI DOLPHINS ALL-TIME SACK LEADERS

PLAYER	YEARS	NO.	PLAYER	YEAR	NO.
1. JASON TAYLOR	1997-2003	71.0	6. Trace Armstrong	1995-2000	56.5
2. Bill Stanfill	1969-76	67.5	7. Bob Baumhower	1977-86	39.5
3. Doug Betters	1978-87	65.5	Kim Bokamper	1977-85	39.5
4. Vern Den Herder	1971-81	64.0	9. A.J. Duhe	1977-84	38.5
5. Jeff Cross	1988-95	59.5	10. Manny Fernandez	1968-75	35.0

SACKS BY QUARTERBACK: Taylor's 71 career sacks have been spread among 38 different quarterbacks . . . The quarterback against whom he has recorded the most sacks is Drew Bledsoe, including 1.5 when he was with New England and five since he has been with Buffalo:

TAYLOR'S CAREER SACKS BY QUARTERBACK

Drew Bledsoe (Buff.; N.E.): 6.5 sacks (3 on 12/21/03 (BUF); 2 on 12/1/02 (BUF); 0.5 on 11/21/99 (NE), 1 on 11/23/97 (NE))
 Rob Johnson (Buff.): 6 sacks (3 on 12/3/00, 1 on 10/8/00, 2 on 9/13/98)
 Tom Brady (N.E.): 5.5 sacks (1 on 10/7/01; 2 on 10/6/02; 1 on 10/19/03; 1.5 on 12/7/03)
 Peyton Manning (Ind.): 5 sacks (1 on 11/2/03; 1 on 12/10/01, 1 on 11/11/01, 1 on 12/17/00, 1 on 9/6/98)
 Vinny Testaverde (N.Y. Jets): 4.5 sacks (0.5 on 9/14/03; 1 on 9/22/02; 1 on 10/23/00, 2 on 10/4/98)
 Rich Gannon (Oak.): 4 sacks (3 on 12/15/02, 1 on 10/31/99)
 Tony Banks (Balt.): 2.5 sacks (2.5 on 9/17/00)
 Drew Brees (S.D.): 2 sacks (2 on 11/24/02)
 Brian Griese (Den.): 2 sacks (2 on 10/13/02)
 Jim Harbaugh (Ind.): 2 sacks (1 on 12/14/97, 1 on 8/31/97)
 Donald Hollas (Oak.): 2 sacks (2 on 12/6/98)
 Neil O'Donnell (Tenn.; N.Y. Jets): 2 sacks (1 on 9/9/01(TT), 1 on 10/12/97 (NYJJ))
 Doug Pederson (G.B.; Phil. Eagles): 2 sacks (1 on 10/24/99 (PHI); 1 on 11/4/02 (GB))
 Chad Pennington (N.Y. Jets): 2 sacks (1 on 11/10/02, 1 on 12/28/03)
 Jeff Blake (Balt.): 1.5 sacks (1.5 on 11/17/02)
 Daunte Culpepper (Minn.): 1.5 sacks (1.5 on 12/21/02)
 Alex Van Pelt (Buff.): 1.5 sacks (1.5 on 11/25/01)
 Charlie Batch (Det.): 1 sack (1 on 11/5/00)
 Steve Beuerlein (Car.): 1 sack (1 on 11/15/98)
 Quincy Carter (Dall.): 1 sack (1 on 11/27/03)
 Stoney Case (Det.): 1 sack (1 on 11/5/00)
 John Elway (Den.): 1 sack (1 on 12/21/98)
 Brett Farve (G.B.): 1 sack (1 on 10/29/00)
 Glenn Foley (N.Y. Jets): 1 sack (1 on 11/9/97)
 Matt Hasselbeck (Sea.): 1 sack (1 on 10/28/01)
 Tim Hasselbeck (Wash.): 1 sack (1 on 11/23/03)
 Byron Leftwich (Jack.): 1 sack (1 on 10/12/03)
 Donovan McNabb (Phil.): 1 sack (1 on 12/15/03)
 Jim Miller (Chi.): 1 sack (1 on 12/9/02)
 Moses Moreno (S.D.): 1 sack (1 on 11/12/00)
 Patrick Ramsey (Wash.): 1 sack (1 on 11/23/03)
 Akili Smith (Cin.): 1 sack (1 on 10/1/01)
 Chris Weinke (Car.): 1 sack (1 on 11/4/01)
 Travis Brown (Buff.): 0.5 sack (0.5 on 1/6/02)
 Chris Chandler (Atl.): 0.5 sack (0.5 on 12/30/01)
 Jon Kitna (Sea.): 0.5 sack (0.5 on 9/3/00)
 Shaun King (T.B.): 0.5 sack (0.5 on 12/10/00)
 Mike McMahon (Det.): 0.5 sack (0.5 on 9/8/02)

CONSECUTIVE GAMES WITH A SACK: Taylor finished the 2003 season by recording a sack in each of the last six games . . . During this span, he accounted for 9.5 sacks . . . This streak is tied for the second-longest in Dolphins history, and Taylor now owns three of the four-longest such streaks in team history . . . He established the longest sack streak in team history with a sack in eight consecutive contests in 2002:

LONGEST SACK STREAKS IN DOLPHINS HISTORY (since 1982)

PLAYER	YEAR	STREAK	GAMES	1	2	3	4	5	6	7	8	TOT.
1. J. TAYLOR	2002	8	8-15	1.0	1.0	1.5	2.0	2.0	1.0	3.0	1.5	13.0
2. D. Batters	1983	6	7-12	2.0	2.0	1.0	1.0	1.0	1.0	-	-	8.0
J. TAYLOR	2000	6	5-10	1.0	1.0	1.0	1.0	2.0	1.0	-	-	7.0
J. TAYLOR*	2003	6	11-16	2.0	1.0	1.5	1.0	3.0	1.0	-	-	9.5

* Current streak

SACK TANDEM: Along with DE Adewale Ogunleye's 15 sacks, Taylor was part of the top sack tandem in the NFL in 2003, 4.5 ahead of their nearest competitors . . . It was the second straight year that this tandem has achieved this total and that they have led the NFL . . . In addition, Ogunleye led the AFC in sacks while Taylor finished second, marking just the third time since sacks became official in 1982 that teammates have finished 1-2 in a conference in sacks . . . They joined Carolina's Kevin Greene (14.5) and Lamar Lathon (13.5) in 1996, and the Dolphins' Trace Armstrong (16.5) and Taylor (14.5) in 2000:

TOP NFL SACK TANDEM IN 2003

TEAM	PLAYER	SACKS	PLAYER	SACKS	TOTAL
1. MIA.	ADEWALE OGUNLEYE (DE)	15.0	JASON TAYLOR (DE)	13.0	28.0
2. N.Y.G.	Michael Strahan (DE)	18.0	Kenny Holmes (DE)	5.5	23.5
3. Balt.	Terrell Suggs (DE)	12.0	Peter Boulware (LB)	8.5	20.5
Den.*	Bertrand Berry (DE)	12.0	Trevor Pryce (DE)	8.5	20.5
5. T.B.	Simeon Rice (DE)	15.0	Warren Sapp (DT)	5.0	20.0
St.L.	Leonard Little (DE)	12.5	Grant Wistrom (DE)	7.5	20.0

* Only one tandem per team is included, therefore it does not take into account Denver DE Reggie Hayward (8.5)

With 28 sacks combined last season, Taylor and Ogunleye tied their own figure from 2002 as the third-highest total ever among Dolphins sack tandems . . . In addition, it is just the second time in Dolphins history that two players have accounted for double-digit sack totals . . . In 2000, DE Trace Armstrong tallied 16.5 sacks while Taylor notched 14.5 . . . Taylor now has been a part of three of the five highest single-season sack tandems in club history:

DOLPHINS MOST PRODUCTIVE SINGLE-SEASON SACK COMBINATIONS

TEAM	PLAYER	SACKS	PLAYER	SACKS	TOTAL
1. 2000	TRACE ARMSTRONG	16.5	JASON TAYLOR	14.5	31.0
2. 1973	Bill Stanfill	18.5	Vern Den Herder	10.0	28.5
3. 2002	JASON TAYLOR	18.5	ADEWALE OGUNLEYE	9.5	28.0
4. 2003	ADEWALE OGUNLEYE	15.0	JASON TAYLOR	13.0	28.0
5. 1983	Doug Betters	16.0	Bob Baumhower	8.0	24.0

MULTIPLE SACK GAMES: Taylor has recorded 17 multiple sack games (1.5 or more) in his career, including three in 2003 . . . He has amassed two or more sacks in a game 13 times in his career, including twice in 2003 . . .

CAREER FUMBLE RECOVERIES: In 2003, Taylor tallied two fumble recoveries, giving him 16 in his career and moving him past Vern Den Herder into sole possession of third on the Dolphins' all-time chart:

MOST CAREER FUMBLE RECOVERIES IN DOLPHINS HISTORY

PLAYER	YEARS	NO.
1. Dick Anderson	1968-77	17
Bob Baumhower	1977-86	17
3. JASON TAYLOR	1997-2003	16
4. Vern Den Herder	1971-81	14
5. Larry Gordon	1976-82	12

CAREER TOUCHDOWNS: Taylor's 34-yard fumble return for a touchdown on Thanksgiving Day at Dallas, on November 27, 2003, was the fourth fumble return for a touchdown of his career . . . The score occurred on the third play of the second half after Adewale Ogunleye sacked Quincy Carter, forcing the ball loose . . . Taylor's other career scores came on a one-yard touchdown return after recovering a Tom Brady fumble on October 7, 2001 against New England, a 29-yard touchdown return following an Akili Smith fumble at Cincinnati on October 1, 2000, and a four-yard TD return off of a Brian Griese fumble at Denver on September 13, 1999 . . . His four fumble returns for touchdowns are the most-ever in team annals:

MOST CAREER FUMBLE RETURNS FOR TD IN DOLPHINS HISTORY

PLAYER	YEARS	NO.
1. JASON TAYLOR	1997-2003	4
2. Bob Baumhower	1977-86	2
Liffort Hobley	1987-93	2

Also, Taylor's four total scores represent the most all-time among Dolphins linemen:

MOST CAREER TOUCHDOWNS BY A DOLPHINS LINEMAN

PLAYER	YEARS	NO.
1. JASON TAYLOR	1997-2003	4
2. Bill Stanfill*	1969-76	2
Bob Baumhower	1977-86	2

* - both touchdowns came on interception returns

In addition, Taylor's four fumble returns for touchdowns are tied for the second-highest total in NFL history:

MOST FUMBLE RETURNS FOR TOUCHDOWNS IN NFL HISTORY

PLAYER	YEARS	TEAM	NO.
1. Jessie Tuggle	1987-00	Atlanta	5
2. JASON TAYLOR	1997-2003	MIAMI	4
Bill Thompson	1969-81	Denver	4
Derrick Thomas	1989-99	Kansas City	4
5. Many other players			3

CAREER INTERCEPTIONS: Taylor has come up with three interceptions in his career, the second-highest figure ever by a Dolphin defensive lineman, trailing only Kim Bokamper's six career interceptions . . .

2002 – Started all 16 games at right defensive end . . . Along with CB Sam Madison and LB Zach Thomas served as a tri-captain on defense . . . Had 76 tackles, a team-high 18.5 sacks for 162.5 yards in losses, eight passes defended, seven forced fumbles and two fumble recoveries . . . Added one stop on special teams . . . Tackle total was good for fifth on the team and first among defensive linemen . . . Ranked first in the AFC and in the NFL in sacks, becoming the first Dolphin in club history to lead the NFL in sacks . . .

SACKS: With 18.5 sacks in 2002, Taylor became the first Dolphin ever to lead the NFL in this category . . . He tallied at least a half-sack in 12 of 16 contests, while accounting for 1.5 or more on seven occasions, including a season-high three vs. Oakland (12/15):

2002 NFL SACK LEADERS

PLAYER, POS.	TEAM	SACKS	PLAYER, POS.	TEAM	SACKS
1. JASONTAYLOR, DE	MIAMI	18.5	4. Andre Carter, DE	San Francisco	12.5
2. Simeon Rice, DE	Tampa Bay	15.5	Hugh Douglas, DE	Philadelphia	12.5
3. Dwight Freeney, DE	Indianapolis	13.0	6. 3 different players		12.0

With 18.5 sacks in 2002, Taylor tied for the highest single-season sack total in Dolphin history, along with Bill Stanfill, who also had 18.5 sacks in 1973 . . . Taylor tied Stanfill's club record when he shared a six-yard sack of Vikings quarterback Daunte Culpepper with Adewale Ogunleye at Minnesota on December 21 . . . Taylor now owns two of the six highest single-season sack totals in club history:

DOLPHINS SINGLE-SEASON SACK LEADERS

PLAYER	YEAR	NO.
1. JASON TAYLOR	2002	18.5
Bill Stanfill	1973	18.5
3. Trace Armstrong	2000	16.5
4. Doug Betters	1983	16.0
5. Adewale Ogunleye	2003	15.0
6. JASON TAYLOR	2000	14.5

CONSECUTIVE GAMES WITH A SACK: Included in Taylor's record-setting performance of 2002 was a streak of eight consecutive games (Games 8-15) that he recorded at least one sack, breaking the former club record of six consecutive games with at least one sack (since 1982), which was first set in 1983 by Doug Betters and then equaled by Taylor in 2000 . . . Taylor's streak was snapped when he was held without a sack in the season finale at New England on December 29 . . . During this eight-game span, Taylor totaled 13 sacks, including five contests in which he had more than one sack . . . His streak of at least one sack in eight consecutive games is tied for the fourth-longest such streak in the NFL since the statistic became official in 1982:

LONGEST SACK STREAKS IN NFL HISTORY (since 1982)

PLAYER	TEAM(S)	STREAK	DATES OF STREAK
1. Simon Fletcher	Denver	10	11/15/92 – 9/20/93
2. Bruce Smith	Buffalo	9	11/16/86 – 10/25/87
Kevin Greene	S. F.-Carolina	9	12/7/97 – 10/18/98
4. JASON TAYLOR	MIAMI	8	11/4/02 – 12/21/02

8 by many other players, previously by Chicago's Roosevelt Colvin from 12/23/01 – 10/7/02

SACK TANDEM: Along with DE Adewale Ogunleye's 9.5 sacks, Taylor was part of the top sack tandem in the NFL in 2002, five ahead of their nearest competitors:

TOP NFL SACK TANDEM IN 2002

TEAM	PLAYER	SACKS	PLAYER	SACKS	TOTAL
1. MIA.*	JASON TAYLOR (DE)	18.5	ADEWALE OGUNLEYE (DE)	9.5	28.0
2. T.B.*	Simeon Rice (DE)	15.5	Warren Sapp (DT)	7.5	23.0
3. Car.*	Julius Peppers (DE)	12.0	Michael Rucker (DE)	10.0	22.0
4. Phil.*	Hugh Douglas (DE)	12.5	Ndukwe Kalu (DT)	8.0	20.5
5. Ind.*	Dwight Freeney (DE)	13.0	Brad Sciolli (DT)	7.0	20.0
Wash.	LaVar Arrington (LB)	11.0	Bruce Smith (DE)	9.0	20.0

* A player can only be included in one sack tandem. Therefore, it does not include Carolina LB Mark Fields (7.5) and DT Kris Jenkins (7.0), Indianapolis DE Chad Bratzke (6.0), Philadelphia DT Darwin Walker (7.5) and DE Brandon Whiting (6.0), Tampa Bay DT Ellis Wyms (5.5) or anyone else with the Dolphins with 1.5 or more sacks.

PLAYER OF THE WEEK/MONTH: Taylor was named AFC Defensive Player of the Week on two occasions in 2002 . . . He was cited for his performances in wins at Denver (10/13) and vs. Oakland (12/15) . . . They marked the first two Player of the Week awards in his career . . . He also became the first Dolphins defensive lineman to earn Defensive Player of the Week accolades during the regular season since the award was instituted in 1984 (Trace Armstrong did win the honor following a 1999 First-Round playoff game at Seattle) . . . With his two AFC Defensive Player of the Weeks awards in 2002, it marked the second straight year and the third time in the last four seasons that a Dolphin defender won AFC Defensive Player of the Week honors two or more times in the same season; cornerback Sam Madison earned the award on three occasions in 1999, while linebacker Zach Thomas won the award twice in 2001 . . . Taylor also was named AFC Defensive Player of the Month for both October and November . . . In three games in October, Taylor had 15 tackles, four sacks for 52 yards in losses, two forced fumbles and a pass defended . . . It was Taylor's first Defensive Player of the Month Award of his career . . . Overall since the NFL first instituted the award in 1984, Taylor is the seventh Dolphin to be named AFC Defensive Player of the Month and the second lineman (defensive lineman Jeff Cross shared that award with linebacker John Offerdahl in October,

1990) . . . Followed that by being named as AFC Defensive Player of the Month for November . . . In four games in November, Taylor posted 15 tackles, 5.5 sacks for 33 yards in losses, two passes defended, and a forced fumble . . . It marked the first time ever that a player earned AFC or NFC Defensive Player of the Month honors in back-to-back months . . . It also is the first time that a Dolphin has earned an NFL monthly award twice in the same season . . . In fact, only one other Dolphin, quarterback Dan Marino (November, 1986; October, 1988), has won a monthly honor twice in a career . . .

PRO BOWL: Was named as a starter to the AFC Pro Bowl squad, as he was joined on the team by six other Dolphins, the most in the AFC . . . It was his second time being named to the Pro Bowl team, along with his selection in 2000 . . . Along with Tim Bowens, who also was named to his second Pro Bowl team, Taylor and Bowens became the third and fourth Dolphin defensive linemen in club history to record multiple Pro Bowl appearances, joining Bob Baumhower (5 -- 1979, 1981-84) and Bill Stanfill (4 -- 1971-74) . . . The seven Pro Bowl selections by the Dolphins tied for the second-most in team history (2000), trailing only the eight that went following the 1984 season . . . Six of the seven selections last year were defensive players, the most in team history, surpassing the previous high of five from 2000 . . .

POSTSEASON HONORS: Earned numerous honors following the season . . . Was a first-team All-Pro selection by Associated Press, Sports Illustrated, Pro Football Weekly, Football Digest, The Sporting News and College & Pro Football Newsweekly . . . Also was named the Defensive Player of the Year by Sports Illustrated, Kansas City 101, and the Touchdown Club of Columbus (Ohio) . . . Was chosen as the Pass Rusher of the Year by the NFL Alumni Association . . . Along with Ricky Williams, was named as the team's co-MVP in a vote of South Florida media and fans . . . Was the winner of the team's Leadership Award, as voted on by his teammates . . .

GAME HIGHLIGHTS - VS. NEW ENGLAND (OCT. 6): Tied for second on the club with six tackles, including two sacks, as he tackled Patriots quarterback Tom Brady twice for a total of 22 yards in losses . . . It was his first multiple sack game of the season and the eighth of his career . . . Also forced Brady to fumble on one of those sacks, which was recovered by Adewale Ogunleye and led to a Dolphins touchdown . . .

AT DENVER (OCT. 13): Posted six tackles, including two sacks, as he tackled Broncos quarterback Brian Griese twice for a total of 30 yards in losses . . . It was his second multiple sack game of the season and the ninth of his career . . . Also added two passes defended and one forced fumble, when he stripped the ball from Mike Anderson on the Dolphins' one-yard line, which was recovered by Larry Chester . . . As a result of his play in that contest, he was named as AFC Defensive Player of the Week for the Games of October 13-14 . . . He became the first Dolphin to win a weekly award in 2002 . . . In addition, the AFC Defensive Player of the Week Award was the first weekly honor of Taylor's career . . . He also was the first Dolphins defensive lineman to earn Defensive Player of the Week accolades during the regular season since the award was instituted in 1984 (Trace Armstrong did win the honor following a 1999 First-Round playoff game at Seattle) . . . Also earned a defensive game ball . . .

AT GREEN BAY (NOV. 4): Tallied three tackles including one sack, tackling Packers quarterback Brett Favre for an eight-yard loss, marking the first of eight straight games in which he recorded a sack . . .

VS. SAN DIEGO (NOV. 24): Had three tackles, including two sacks, tackling Chargers quarterback Drew Brees twice for a total of 16 yards in losses . . . His second sack of Brees in that contest gave him 50.5 sacks in his career, becoming the sixth Dolphin to record 50 career sacks . . . Was awarded a defensive game ball for his performance . . .

AT BUFFALO (DEC. 1): Registered four tackles, including two sacks, tackling Bills quarterback Drew Bledsoe twice for a total of 20 yards in losses . . .

VS. CHICAGO (DEC. 9): Had two tackles including one sack, as he dropped Bears quarterback Jim Miller for a seven-yard loss . . . It marked his sixth consecutive contest with at least one sack, tying the club record held by both Doug Betters (1983) and Taylor (2000) . . . Added one pass defended in the game . . .

VS. OAKLAND (DEC. 15): Finished second on the team as he tied a season-high with eight tackles . . . Included in that total were three sacks for a total of 25 yards in losses and two forced fumbles . . . All three sacks came against Raiders quarterback Rich Gannon, causing Gannon to fumble twice . . . Taylor's three sacks tied his single-game career high, which he first set on December 3, 2000 at Buffalo . . . It also was the seventh straight game in which he recorded at least one sack, breaking the former club record of six straight games . . . For his performance, was named AFC Defensive Player of the Week, in addition to earning a defensive game ball . . .

AT MINNESOTA (DEC. 21): Notched seven tackles, 1.5 sacks for a total of seven yards in losses, one forced fumble, and one fumble recovery . . . It represented his eighth game in a row with at least one sack . . . Sacked Vikings quarterback Daunte Culpepper for a four yard loss,

causing Culpepper to fumble . . . That sack of Culpepper gave Taylor 57.5 in his career and moved him past Trace Armstrong into fifth place among the Dolphins' all-time sack leaders . . . His shared sack of Culpepper gave him 18.5 sacks for the season, tying him for the Dolphins' all-time single season sack record along with Bill Stanfill, who had 18.5 sacks in 1973.

2001 — Signed a six-year contract through the 2006 season on July 23, 2001 . . . Started all 16 regular season games at right defensive end . . . Was fourth on the club with a career-high 86 tackles (60 total), which ranked first among the team's linemen and surpassed his previous career-high of 68 set in 2000 . . . Led team in sacks with 8.5 for 44.5 yards in losses and collected a team-best 25 quarterback hurries . . . Also produced an interception, four fumble recoveries including one for a touchdown, four forced fumbles and seven passes defended, which led Dolphins' linemen . . . Was named a second-team All-Pro by the Associated Press . . . Had five tackles, including a sack and a pass defended, in opener at Tennessee (9/9) . . . Recorded four tackles, a sack and two fumble recoveries vs. New England (10/7) . . . Picked up a loose ball at the Patriots' 1 and scored the third touchdown via a fumble return in his career . . . Posted a season-high nine tackles at N.Y. Jets (10/14) . . . Had eight tackles and a sack at Seattle (10/28) . . . Notched four tackles, a sack, a pass defended and a forced fumble vs. Carolina (11/4) . . . The sack in the Panthers contest was the 35th of his career, tying him with Manny Fernandez for ninth on the Dolphins' all-time chart . . . The following week at Indianapolis (11/11), tallied five tackles, a sack, a forced fumble and a fumble recovery . . . Recovered a Dominic Rhodes fumble at the Dolphins' 41 with 10:50 to play and Miami trailing 24-20 . . . The Dolphins then embarked on a seven-play drive which ended with a 29-yard TD pass from Jay Fiedler to Chris Chambers for the winning score in a 27-24 victory . . . Posted four tackles, a season-high 1.5 sacks and a forced fumble at Buffalo (11/25) . . . Recorded four tackles, a sack and an interception in Monday night win over Indianapolis (12/10), as he picked off a Peyton Manning pass . . . Had a half-sack in season finale vs. Buffalo (1/6/02), giving him 39.5 in his career and tying him with Kim Bokamper and Bob Baumhower for the sixth-highest total in Dolphins history . . . Started First-Round Playoff game vs. Baltimore . . . Recorded 10 tackles (6 solo) . . .

FUMBLE RECOVERIES: In 2001, Taylor recovered four opponents' fumbles, tied for the third-highest single-season total in franchise history . . . It marked the second year in-a-row that he recovered that many fumbles . . .

DOLPHINS SINGLE-SEASON FUMBLE RECOVERY LEADERS

PLAYER	YEAR	NO.
1. Dick Anderson	1972	6
2. Bud Brown	1985	5
3. JASON TAYLOR	2000	4
JASON TAYLOR	2001	4
9 other times		4

2000 — Started all 16 games at right defensive end . . . Registered a career-high 68 total tackles (46 solo), including 14.5 sacks for 92 yards lost . . . Also had an interception, four fumble recoveries, a forced fumble and five passes defended . . . Tackle total ranked sixth on the team and first among linemen . . . Sack total was second on the squad, trailing only DE Trace Armstrong, who tallied 16.5 . . . It also was the second-highest figure in the AFC and fifth in the NFL in 2000 . . .

SACKS: Recorded a sack in 11 of Miami's 16 games in 2000, including three contests with two or more . . . Sack total of 14.5 established a new career-high to that point, surpassing his previous best of nine, which he first set in 1998 . . . Taylor's sack total was the fourth-highest single-season figure in club history at that time, and now sixth . . .

SACK STREAK: Taylor recorded a sack in six straight games in 2000 (5-10), tying the Dolphins team record for most consecutive games with a sack to that point, and now the second-longest such streak . . . The record of six was first set by Doug Betters, who accomplished the feat in 1983 (games 7-12) . . . Taylor was one of two Dolphins to record sacks in four or more consecutive contests in 2000, as Trace Armstrong had one in each of the first four outings . . .

SACK TANDEM: In 2000, Trace Armstrong (16.5) and Taylor (14.5) totaled 31 sacks, the highest sack total by a duo in Dolphins history . . . Armstrong and Taylor ranked first and second, respectively, in the AFC in sacks in 2000, marking only the second time since sacks became an official statistic in 1982 that teammates finished 1-2 in a conference in sacks . . . In 1996, Carolina's Kevin Greene finished first in the NFC with 14.5 sacks while Lamar Lathon

tied for second with 13.5 sacks . . . Armstrong and Taylor's total of 31.0 sacks were the most sacks by a tandem from the same team in the NFL in 2000:

TOP NFL SACK TANDEM IN 2000

TEAM	PLAYER	SACKS	PLAYER	SACKS	TOTAL
1. MIA.	TRACE ARMSTRONG	16.5	JASON TAYLOR	14.5	31.0
2. T.B.	Warren Sapp	16.5	Marcus Jones	13.0	29.5
3. N.O.*	La'Roi Glover	17.0	Joe Johnson	12.0	29.0
4. Phil.	Hugh Douglas	15.0	Corey Simon	9.5	24.5
5. Pitts.	Jason Gildon	13.5	Joey Porter	10.5	24.0

* Only one tandem per team is included, and does not include Darren Howard of New Orleans (11 sacks)

PRO BOWL: Was voted as a starter to the AFC Pro Bowl squad, the first such honor of his NFL career . . . Was one of seven Dolphins to be voted to the game, the most representatives from the Dolphins since the 1984 season . . . Was voted as a starter along with Armstrong, the first time that teammates have been chosen to start at defensive end in the Pro Bowl since the 1992 season (1993 Pro Bowl) when Philadelphia's Reggie White and Clyde Simmons were picked . . .

POSTSEASON HONORS: Following the season Taylor was selected as a first-team All-Pro by the Associated Press, Pro Football Weekly, The Sporting News and USA Today . . . Was a first-team All-AFC choice by Football News . . . Was a second-team All-Pro by College & Pro Football Newsweekly . . . Was named the Dolphins' Most Valuable Player in a vote of South Florida media and the fans . . . His sack of Akili Smith at Cincinnati (10/1/00) and subsequent forced fumble, fumble recovery and 29-yard touchdown return was voted as the Outstanding Defensive Play of the 2000 season in a vote of fans on NFL.com . . .

GAME HIGHLIGHTS: Against Baltimore (9/17), tallied six tackles, including 2.5 sacks, the second-highest single-game total of his NFL career and his fourth career game with two or more sacks . . . Part of a defensive effort that held the Ravens to six points and 262 total net yards in Miami's 19-6 victory . . . Had six tackles, a sack, a fumble recovery and a forced fumble, and was awarded a defensive game ball at Cincinnati (10/1) . . . That game began a streak of six consecutive contests in which he had at least one sack . . . The sack, fumble recovery and forced fumble all came on the same play as he stripped the ball from Bengals QB Akili Smith, picked it up at the Bengals' 29 and raced into the end zone as time expired in the first half . . . The touchdown brought the Dolphins to within three points of the lead at 13-10 . . . The play was voted as the best defensive play of the year in the NFL in a vote of fans on NFL.com . . . It was the second touchdown of Taylor's career, with the first being a four-yard fumble return for a score on September 13, 1999 at Denver after picking up a Brian Griese fumble . . . Notched five tackles, including a pair of sacks for the fifth multiple sack game of his career, at Detroit (11/5) . . . Had four tackles, a sack and a pass defended at San Diego (11/12) . . . It marked the sixth straight game in which he had a sack, tying Doug Betters' club record for most consecutive contests with a sack (now second) . . . At Buffalo (12/3), posted six tackles, including a career-high three sacks, surpassing his previous best of 2.5, which he accounted for in week three of the '00 season, against Baltimore . . . Earned a defensive game ball . . . Part of a defense that held Buffalo to just 196 yards of total offense . . . In season-ending win at New England (12/24), posted his first interception of the season and the second of his career, as he picked off a Drew Bledsoe pass in the second quarter and returned it two yards to the Patriots' 12, setting up an Olindo Mare field goal . . . Tallied three passes defended on the day . . . Started both playoff games following the 2000 season at right end . . . Collected nine tackles.

1999 - Started all 15 games in which he played at right defensive end . . . Was inactive for one contest . . . Finished the year with 55 total tackles (32 solo), 2.5 sacks for 19.5 yards in losses, one interception, two fumble recoveries, including one for a touchdown, and four passes defended . . . Also added seven special teams tackles over the course of the season . . . First NFL touchdown came in season-opener at Denver (9/13) when he recovered a Brian Griese fumble forced by Rich Owens and returned it four yards for a score . . . Had six tackles, a sack and a forced fumble vs. Philadelphia (10/24) . . . Posted a season-high seven tackles at Buffalo (11/14) . . . First career interception occurred when he picked off a Drew Bledsoe pass vs. New England (11/21) . . . Was inactive vs. San Diego (12/19) with a sprained right ankle sustained the previous week vs. N.Y. Jets . . . Started both playoff games following the 1999 season at right end . . . Totaled three tackles.

1998 – Played in all 16 regular season games, starting 15 of them . . . Opened 14 contests at right end and one on the left side . . . Finished with 52 total tackles, nine sacks for 37 yards lost, a team-high four forced fumbles and nine passes defended . . . Nine sacks were second on the club, trailing only Trace Armstrong's 10.5 . . . The total also was ninth-most in the AFC . . . Nine passes defended were fifth on the club and the most among linemen . . . Put together three multiple-sack games on the year . . . Played in a reserve role in season-opener at Indianapolis (8/31) due to a partial tear of the distal third of the sartorius tendon in his left knee (tendon located behind the knee) that he sustained during the preseason . . . Tallied three tackles and a sack in the Colts game . . . Notched seven tackles, including two sacks, vs. Buffalo (9/13), marking the first multiple sack game of his career . . . His two sacks were among eight by the Dolphins that day, tied for the second-highest single-game total in club history . . . Posted three tackles, two sacks and a forced fumble at N.Y. Jets (10/4) . . . Registered a season-high eight tackles and a pass defended vs. New England (10/25), when the Dolphins held the Patriots without a touchdown in a 12-9 overtime victory . . . Was awarded a defensive game ball for his performance . . . Recorded five tackles, a sack and two passes defended at Carolina (11/15) as the Dolphins held the Panthers without a touchdown in a 13-9 win . . . Was awarded a defensive game ball for his efforts in that contest as well . . . Had five tackles, two sacks and a forced fumble at Oakland (12/6) . . . His two sacks were among eight on the day by Miami as a team, tied for the second-highest single-game total in franchise history, as Taylor received a defensive game ball . . . Registered seven tackles and a sack vs. Denver (12/21) . . . Sustained a fractured right clavicle in the first half of season finale at Atlanta (12/27) . . . Was placed on Injured Reserve on December 29, and missed both of Miami's playoff games following the 1998 season.

1997 – Played in 13 games with 11 starts at right defensive end as a rookie . . . Was inactive for three contests with a fractured right forearm . . . Finished with 50 total tackles (43 solo), five sacks for 37 yards lost, two fumble recoveries, two forced fumbles and three passes defended . . . Also came up with six special teams tackles on the year . . . Sack total tied with Derrick Rodgers and Tim Bowens for second on the squad . . . His five sacks tied Rodgers for the fourth-most ever by a Dolphins rookie at the time (now fifth), and they tied for fourth among NFL rookies in 1997, along with Minnesota's Dwayne Rudd:

ROOKIE SACK LEADERS

MOST SACKS BY A DOLPHINS ROOKIE

PLAYER	YEAR	SACKS
1. Bill Stanfill	1969	8.0
Lorenzo Bromell	1998	8.0
3. A.J. Duhe	1977	7.0
4. Marco Coleman	1992	6.0
5. JASON TAYLOR	1997	5.0
Derrick Rodgers	1997	5.0

MOST SACKS BY AN NFL ROOKIE IN 1997

PLAYER	TEAM	SACKS
1. Peter Boulware	Balt.	11.5
2. Kenny Holmes	Tenn.	7.0
3. Mark Smith	Ariz.	6.0
4. JASON TAYLOR	MIA.	5.0
Derrick Rodgers	Mia.	5.0
Dwayne Rudd	Minn.	5.0

In addition, Taylor and Rodgers' combined ten sacks made them the second-most productive rookie sack tandem in Dolphins history (now tied with Lorenzo Bromell and Kenny Mixon, who also tallied ten sacks in 1998), trailing only A.J. Duhe (7) and Bob Baumhower (4), who combined for 11 in 1977 . . . Their total was second among rookie sack tandems in the NFL in 1997:

TOP NFL ROOKIE SACK TANDEM IN 1997

TEAM	PLAYER	SACKS	PLAYER	SACKS	TOTAL
Balt.	Peter Boulware	11.5	Jamie Sharper	3.0	14.5
MIAMI	JASON TAYLOR	5.0	DERRICK RODGERS	5.0	10.0
Tenn.	Kenny Holmes	7.0	Pratt Lyons	2.5	9.5
Ariz.	Mark Smith	6.0	Ty Howard	1.0	7.0
Wash.	Greg Jones	3.5	Derek Smith	2.0	5.5

GAME HIGHLIGHTS: Made his NFL debut in season-opener against Indianapolis (8/31) when he started at right defensive end . . . Tied for second on the team with a season-high ten total tackles . . . Included in that total was the first sack of his career, as he dropped QB Jim Harbaugh for an eight-yard loss . . . Tallied seven tackles, including an eight-yard sack of QB Neil O'Donnell, at N.Y. Jets (10/12), when he also knocked down a pass . . . Sustained a

fractured right forearm during practice on October 16 . . . Underwent surgery to reduce and stabilize the fracture on October 17 by Dr. John Uribe at HealthSouth Doctors' Hospital in Coral Gables . . . Was inactive for each of the next three games with the injury . . . Returned to action in a reserve role vs. N.Y. Jets (11/9), wearing a cast to protect the fracture . . . Recorded a pair of tackles in the game . . . Suffered a dislocated left thumb in practice on November 19 . . . Returned to starting lineup at right end at New England (11/23), while wearing a cast on his right forearm and another to protect his left thumb . . . Came up with six tackles, including a sack, in the Patriots game . . . Registered three tackles, including a sack and a forced fumble, at Indianapolis (12/14) . . . The sack and the forced fumble occurred on the same play, as he stripped the ball from Colts QB Jim Harbaugh after a two-yard loss, and the loose ball was recovered by Shawn Wooden . . . Opened at right end in First-Round Playoff game at New England (12/28) . . . Was credited with three tackles . . . The first of four third-round draft choices by Miami (73rd overall) in 1997 . . .

POSTSEASON ROOKIE HONORS: Earned several postseason all-rookie accolades . . . Was named to the all-rookie teams for Pro Football Weekly, College & Pro Football Newsweekly and Football News . . . Was also named as the Dolphins' Newcomer of the Year in a vote of the South Florida media.

COLLEGE

Was a four-year letterman (1993-96) and three-year starter at Akron . . . Was a first-team All-Mid-America Conference choice as a senior, when he started at left defensive end . . . Tallied 64 tackles (43 solo), and led team with ten sacks and 18 stops for loss . . . Added four fumble recoveries, three forced fumbles, six passes defended and also caught a pass for a score . . . Earned National Defensive Player of the Week honors for his performance against Virginia Tech when he posted 12 tackles, two sacks, two fumble recoveries, three stops for loss and tackled a punt returner in the end zone for a safety . . . Was an honorable mention All-America pick and a first-team All-MAC selection as a junior, when he started at weakside linebacker . . . Led team with 99 tackles . . . Added five sacks, 11 tackles for loss, three forced fumbles, a fumble recovery, five passes defended and an interception . . . Played in all 11 contests with nine starts at weakside linebacker in his sophomore campaign . . . Had 70 tackles, and led team with six sacks and four stops for loss . . . Also had an interception . . . Saw reserve action as a redshirt freshman . . . Finished with 46 tackles, including two for loss, one fumble recovery, one forced fumble, an interception and two passes defended . . . Also lettered on the Akron basketball team . . . Majored in political science/criminal justice.

PERSONAL

Married to Katina, couple resides in Davie, Fla., with their two sons, Isaiah Paul and Mason Paul . . . Was home-schooled during high school, although he played sports for Woodland Hills High School in Pittsburgh, Pa . . . Earned All-Western Pennsylvania Interscholastic Athletic League honors by Pittsburgh Press Gazette and Gateway Press his senior season as a tight end and free safety . . . Also lettered in basketball . . . This past offseason, hosted the first "Jason Taylor Celebrity Golf Classic", which raised nearly \$170,000 for the Holtz Children's Hospital at the University of Miami Jackson Memorial Medical Center . . . In May of 2003, along with teammate Zach Thomas, was part of a USO/NFL Tour in which he visited various military bases and hospitals in Germany . . . Was part of a similar tour in June, 2003, in which he visited Kuwait and Iraq, including Baghdad, along with Eagles RB Duce Staley and a group of entertainers which included Robert DiNiro, Alyssa Milano, Gary Sinise, John Stamos, Rebecca Romijn-Stamos, Wayne Newton, Kid Rock and Lee Ann Womack . . . In June 2003, became the first spokesman for the Neutrogena Men brand of skin, hair and body care products . . . He and his Davie home were featured on "MTV Cribs" in 2002 . . . Had cameo appearances on television show "Lawless", starring Brian Bosworth on FOX-TV (show was cancelled before episode aired) . . . Has done work with children's hospitals in Pittsburgh and Akron . . . Has participated in events benefiting the Cystic Fibrosis Foundation and the Miami Project to Cure Paralysis . . . Has assisted in building houses in Miami for Habitat for Humanity . . . Prior to the 1999 season, released his own calendar with a portion of the proceeds going to benefit First Book, a national non-profit organization committed to giving children the opportunity to read and own their first new books . . . Each of the last four years, has been a member of the "Crunch on Paralysis" team, along with Trace Armstrong and Zach Thomas, that makes a

donation for every sack and tackle they made to the Miami Project to Cure Paralysis . . . Combined, the three donated nearly \$52,000 to the Miami Project, in 2000, while Taylor and Thomas' contribution totaled more than \$39,000 in 2001, \$46,000 in 2002, and \$39,000 in 2003 with Smirnoff doubling that amount . . . For their efforts, the three were named the winner of the team's Community Service Award for 2000 . . . Enjoys playing golf, boating and riding his Harley in spare time . . . Lists "Gladiator" as favorite movie, "The Sopranos" as favorite television show and The Bible as favorite book . . . Full name is Jason Paul Taylor, born September 1, 1974, in Pittsburgh, Pa.

JASON TAYLOR'S NFL REGULAR SEASON STATISTICS

YEAR	TEAM	G-S	TACK.	ASST.	TOTAL	FUM. REC.	FOR. FUM.	QB SACK	YDS LOST
1997	Miami	13-11	43	7	50	2	2	5	37
1998	Miami	16-15	37	15	52	0	4	9	37
1999	Miami	15-15	32	23	55	2	0	2.5	19.5
2000	Miami	16-16	46	22	68	4	1	14.5	92
2001	Miami	16-16	60	26	86	4	4	8.5	44.5
2002	Miami	16-16	56	20	76	2	7	18.5	162.5
2003	Miami	16-16	50	21	71	2	3	13	70.0
7-YEAR TOTALS		108-105	324	134	458	16	21	71	462.5

JASON TAYLOR'S NFL PLAYOFF STATISTICS

YEAR	TEAM	G-S	TACK.	ASST.	TOTAL	FUM. REC.	FOR. FUM.	QB SACK	YDS LOST
1997	Miami	1-1	2	1	3	0	0	0	0.0
1998	Miami				INJURED RESERVE				
1999	Miami	2-2	3	0	3	0	0	0	0.0
2000	Miami	2-2	7	2	9	0	0	0	0.0
2001	Miami	1-1	6	4	10	0	0	0	0.0
PLAYOFF TOTALS		6-6	18	7	25	0	0	0	0.0

ADDITIONAL STATS

Interceptions: 1 for 0 yards in 1999, 1 for 2 yards in 2000, 1 for 4 yards in 2001 for total of 3 for 6 yards

Fumbles Returned For Touchdowns: 4 yards at Denver (9/13/99); 29 yards at Cincinnati (10/1/00); 1 yard vs. New England (10/7/01); 34 yards at Dallas (11/27/03)

Passes Defensed: 3 in 1997, 9 in 1998, 4 in 1999, 5 in 2000, 7 in 2001, 8 in 2002, 5 in 2003 for total of 41

Safeties: 1 in 2003

Special Teams Tackles: 6 in 1997, 7 in 1999, 2 in 2000, 1 in 2002 for total of 16 (P-2)

SINGLE-GAME HIGHS


Most Sacks:

- 3.0 at Buffalo, 12/3/00
- 3.0 vs. Oakland, 12/15/02
- 3.0 at Buffalo, 12/21/03
- 2.5 vs. Baltimore, 9/17/00
- 2.0 vs. Buffalo, 9/13/98
- 2.0 at N.Y. Jets, 10/4/98
- 2.0 at Oakland, 12/6/98
- 2.0 at Detroit, 11/5/00
- 2.0 vs. New England, 10/6/02
- 2.0 at Denver, 10/13/02
- 2.0 vs. San Diego, 11/24/02
- 2.0 at Buffalo, 12/1/02
- 2.0 vs. Washington, 11/23/03

Zach Thomas

54 LINEBACKER

Height/Weight5-11, 230
Born9/1/73
CollegeTexas Tech '96
Acquired.....D5c, 1996
Signed Through2008
NFLNinth Season
DolphinsNinth Season



PRO CAREER

CAREER PRO BOWL SELECTIONS: 5 (1999, 2000, 2001, 2002, 2003)

2003 – Started all 15 games in which he played at middle linebacker . . . Was inactive for one contest . . . Along with LB Junior Seau, served as a co-captain on defense . . . Led the team with 184 tackles (113 solo), the eighth straight year to open his career that he reached the 100-tackle plateau and the seventh time that he topped the team's tackle chart . . . Also came up with one sack, three interceptions, two fumble recoveries, a forced fumble and ten passes defended, which ranked third on the club . . . Recorded double-digit tackle totals on 12 occasions, while he either led or shared the team-lead in tackles 12 times as well . . . It marked the third time in his career that he came up with three interceptions, as he also accomplished the feat in both 1996 and 1998 . . . That total is tied for the second-most by a Dolphins linebacker in a season, trailing only the four that John Bramlett accounted for in 1967 . . . In addition to Thomas having tallied three interceptions three times, Earnie Rhone did it in both 1980 and 1981, while Tom Erlandson (1966), Nick Buoniconti (1969), Ed Weisacosky (1969), Doug Swift (1972) and Larry Gordon (1978) attained that total once each . . . In Monday night game against San Diego in Tempe, Ariz., tallied nine tackles while also picking off a Drew Brees pass as the Dolphins held the Chargers to 250 yards of total offense in a 26-10 win . . . Registered a regular season career-high 22 tackles the following week vs. Indianapolis (11/2), but sustained a groin injury in the game and was inactive the week afterwards at Tennessee (11/9) . . . His total from the Colts contest topped his previous best of 21 tackles, which he achieved in the 2002 finale, at New England (12/29) . . . In first game back following the injury, vs. Baltimore (11/16), posted ten tackles while also recovering a Jamal Lewis fumble at the Ravens' 33 in overtime, leading to Olindo Mare's game-winning field goal four plays later . . . On Thanksgiving Day at Dallas (11/27), recorded eight tackles, a sack and an interception of a Quincy Carter pass . . . The interception was the 14th of his career, tying him with Earnie Rhone for the most-ever by a Dolphins linebacker . . . In Monday night contest vs. Philadelphia (12/15), notched 12 tackles, two passes defended, a forced fumble and an interception of a Donovan McNabb pass . . . It was the 15th interception of his career, as he became the Dolphins' all-time leader among linebackers for interceptions . . . Registered 14 tackles and a fumble recovery at Buffalo (12/21) . . . Pounced on a Drew Bledsoe fumble at the Bills' 33 following a Tim Bowens sack, which led to a Mare field goal . . .

FINS FACT

Zach's work both on and off the field has made his eight-year tenure in Miami an extremely successful one. He has participated in numerous worthwhile endeavors that have touched many lives. None touched him, though, quite as much as the one he was involved with in May of 2003, when he and teammate and brother-in-law Jason Taylor visited various military bases and hospitals throughout Germany. There was one Marine in a hospital that made Thomas evaluate what's really important in life. "He felt like he was letting his guys down," Thomas said. "He wanted to go back out. They put their lives on the line every day. That's a true hero. We need to think about them. They are the true heroes. If they mess up, somebody is dead. This is no game. I was so proud to be an American, watching how they stick together."

PRO BOWL: Was selected to the AFC Pro Bowl squad for the fifth straight time. . . Was one of four Dolphins representatives, all on defense . . . Became the first Dolphin selected to five or more straight Pro Bowl squads since T. Richmond Webb earned the honor seven times in a row, from 1990-96 . . . He became the first Dolphin defender chosen to the Pro Bowl five consecutive times since LB John Offerdahl also was voted five straight seasons, from 1986-90 . . .

POSTSEASON HONORS: Following the season, was a first-team All-Pro selection by the Associated Press and Sports Illustrated . . . Was a second-team pick by Football Digest . . .

CAREER TACKLES: In his career, has recorded 1,315 total tackles, including 892 solo stops . . . Has reached the 100-tackle plateau in each of his eight NFL seasons . . . Has led the Dolphins in tackles in seven of his eight seasons, including each of his first four . . . In fact, his season totals from five of those seasons (1996, 1998, 2001-03) all rank among the top ten figures in Dolphins history . . .

ALL-TIME DOLPHINS SINGLE-SEASON TACKLE LEADERS

PLAYER	YEAR	TACKLES	PLAYER	YEAR	TACKLES
1. Steve Towle	1976	217	6. Rusty Chambers	1979	178
2. ZACH THOMAS	2002	195	7. Earnie Rhone	1981	171
3. ZACH THOMAS	2003	184	8. ZACH THOMAS	1999	167
4. ZACH THOMAS	1996	180	9. Steve Towle	1975	164
ZACH THOMAS	2001	180	10. Nick Buoniconti	1973	162

SINGLE-SEASON TACKLE LEADERS: When Thomas topped the team's chart in 2002, it was a feat he accomplished for the sixth time in his seven seasons with the Dolphins . . . In the process, he moved past Nick Buoniconti to take over sole possession of first place in the club's record book for most seasons leading the team in tackles . . . He extended his record by topping the team's tackle chart for the seventh time in 2003.

MOST SEASONS LEADING THE DOLPHINS IN TACKLES

PLAYER, POS.	YEARS	NO.	PLAYER, POS.	YEARS	NO.
1. ZACH THOMAS, LB	1996-03	7	4. Steve Towle, LB	1975-80	3
2. Nick Buoniconti, LB	1969-76	5	John Offerdahl, LB	1986-93	3
3. Bryan Cox, LB	1991-95	4	6. 3 different players		2

CAREER INTERCEPTIONS: Over the course of his eight-year career, Thomas has intercepted 15 passes, first all-time among Dolphin linebackers . . . Of his 15 career interceptions, four have been returned for touchdowns: a 34-yard TD return of a Neil O'Donnell pass on September 9, 2001 at Tennessee; a one-yard return of a Donald Hollas attempt on December 6, 1998 at Oakland; a 17-yard return of a Kordell Stewart pass on September 20, 1998 vs. Pittsburgh; and a 26-yard return of a Chris Chandler pass on November 17, 1996 at Houston . . . Thomas has four of the seven interception returns for touchdowns by a linebacker in club history, the other three being by Tom Erlandson (26 yards at Denver on December 4, 1966), A.J. Duhe (35 yards in the AFC Championship game against the N.Y. Jets on January 23, 1983) and Robert Jones (14 yards at Oakland on December 6, 1998). . . Thomas' four interception returns for scores is a Dolphins record, one ahead of Dick Anderson and Terrell Buckley, both of whom accounted for three . . . Thomas is the only linebacker and, along with DE Bill Stanfill (2), one of only two non-defensive backs in team history to return two or more interceptions for touchdowns:

MOST INTERCEPTION RETURNS FOR TOUCHDOWNS IN DOLPHINS HISTORY

PLAYER	YEARS	NO.
1. ZACH THOMAS	1996-03	4
2. Dick Anderson	1968-77	3
3. Terrell Buckley	1995-99, 2003	3
4. 11 different players		2

In addition, Thomas' four interception returns for touchdowns are tied with many others for third in NFL history among linebackers . . . Among linebackers who were active in 2003, Thomas' four interception returns for touchdowns are tied for first along with Derrick Brooks, Dexter Coakley, Mo Lewis and Darrin Smith:

MOST INTERCEPTION RETURNS FOR TOUCHDOWNS BY LINEBACKERS IN NFL HISTORY

PLAYER	YEARS	TEAMS	NO.
1. Bobby Bell	1963-74	Kansas City	6
2. Jack Pardee	1957-72	L.A. Rams, Wash.	5
3. ZACH THOMAS	1995-03	MIAMI	4
many other players			4

2002 — Signed a five-year contract extension through the 2008 season on March 28, 2003 . . . Started all 16 games at middle linebacker . . . Along with CB Sam Madison and DE Jason Taylor, was chosen as a tri-captain on defense in a vote of his teammates . . . Led the team in tackles for the sixth time in his seven seasons . . . Set a new career-high for tackles as he posted 195 total stops (124 solo), surpassing his previous best of 180, achieved in both 1996 and 2001 . . . It also marked the second-highest single-season total in franchise history, trailing only the 217 tackles that Steve Towle accumulated in 1976 . . . Recorded double-digit tackle figures in a game 13 times during the course of the season, including a string of 11 in a row (4-14) . . . On the year, added a half-sack, an interception, a fumble recovery and five passes defended . . . Led the team in tackles on 13 occasions as well . . . Notched 15 tackles in 21-13 win at Indianapolis (9/15) . . . Tallied a team-high ten tackles at Kansas City (9/29), marking the first of a stretch of 11 straight games in which he accounted for double-digit tackle totals . . . Recorded 17 tackles in Sunday night contest at N.Y. Jets (11/10), as the Dolphins held New York to just 97 rushing yards and a 3.0-yard average per carry . . . Played in the 100th regular season game of his NFL career in 30-3 victory over San Diego (11/24) . . . Collected 11 tackles in that game as the Dolphins held the Chargers to just 144 yards of total offense, the lowest output by a Dolphins opponent in '02 . . . Also came up with his lone interception of the year as he picked off a Drew Brees pass . . . Was awarded a defensive game ball in the Dolphins' 23-17 win over the eventual AFC champion Oakland Raiders (12/15), as he produced 10 tackles . . . Posted a season-high 21 tackles in season-finale at New England (12/29), when he also came up with a pass defended and his only fumble recovery of the year . . . His tackle total in that game marked a career-best to that point and surpassed his previous single-game regular season best of 19 tackles, which he attained on November 1, 1998 at Buffalo . . .

PRO BOWL: Was selected as a starter for the AFC Pro Bowl squad, the fourth straight time that he was chosen to the Pro Bowl and his second as a starter . . . One of seven Dolphins selected, tied for the second-most in team history (2000), trailing only the eight that were chosen following the 1984 season . . . Led the AFC with five tackles in the '03 game, in addition to accounting for an interception, as the AFC recorded a 45-20 victory . . .

POSTSEASON HONORS: Following the season, was a first-team All-Pro selection by the Associated Press and a first-team All-AFC choice by Pro Football Weekly . . .

2001 — Started all 15 games in which he played at middle linebacker . . . Tied a career-high (since surpassed) that he first set in his rookie season of 1996 with 180 total tackles (112 solo) . . . Added three sacks for 27 yards lost, two interceptions for 51 yards and a touchdown, two forced fumbles and six passes defended . . . Topped the team's tackle chart on 12 occasions during the course of the year . . . Along with CB Sam Madison, was chosen as a co-captain on defense in a vote of his teammates . . . In opener at Tennessee (9/9), led team with 12 tackles while also picking off a Neil O'Donnell pass and returning it 34 yards for a touchdown, the tenth interception of his career and his fourth for a touchdown, breaking the club's career mark which he had shared with Dick Anderson . . . For his performance, was named AFC Defensive Player of the Week . . . Led club with 15 stops, while adding two passes defended, in win vs. Oakland (9/23), as the Dolphins held the Raiders to just 216 yards of total offense . . . Recorded nine tackles, 1.5 sacks and a forced fumble at N.Y. Jets (10/14) marking the first time in his career he had tallied more than one sack in a game . . . Recorded a team-high 12 tackles at Indianapolis (11/11) . . . Also picked off a Peyton Manning pass that he returned 17 yards . . . Interception occurred in the third quarter and led to an Olindo Mare 31-yard field goal on the third play of the fourth quarter as the Dolphins closed their deficit to 24-20 in a game they went on to win, 27-24 . . . Posted a total of 55 tackles over his final three games of the year . . . This included 18 tackles at San Francisco (12/16), a season-high 19 stops at New England (12/22) and 18 tackles vs. Atlanta (12/30), in which the Dolphins limited the Falcons to 226 yards of total offense and clinched a playoff berth in the process . . . In the Falcons game, registered 1.5 sacks, tying a career-best that he first achieved in the Jets game on October 14 . . . Also included among his 18 tackles were three critical goal-line stops . . . Combined with Merton

Greenwood to tackle Maurice Smith on second-and-goal from the two-yard line with 4:24 left in the third quarter . . . Two plays later, stopped Smith on fourth-and-goal from the one-yard line . . . Teamed with Kenny Mixon to deny Bob Christian on third-and-goal from the 1 with 1:13 to play in the game . . . Was honored as the AFC Defensive Player of the Week for his performance against the Falcons . . . Was inactive for season finale vs. Buffalo (1/6/02) with a cervical and right shoulder strain . . . Started First-Round Playoff game vs. Baltimore (1/13/02) at middle linebacker . . . Led team with a career-high 22 total tackles (14 solo) . . .

PLAYER OF THE WEEK: Thomas was named AFC Defensive Player of the Week on two occasions in 2001 . . . He was cited in Week 1 (31-23 win at Tennessee, 9/9) and in Week 16 (21-14 win vs. Atlanta) . . . They marked the first two Player of the Week awards in Thomas' NFL career . . . When he earned the accolade in the season-opening win over the Titans, he became the first Dolphins linebacker to do so since Derrick Rodgers in Week 7 of 1997 (at N.Y. Jets, 10/12) . . . He was the first Dolphins defender to win the award since S Brian Walker in Week 11 of 2000 (at San Diego, 11/12) . . .

POSTSEASON HONORS: Was chosen as a reserve for the AFC Pro Bowl squad, although he was not able to play . . . It marked his third consecutive selection . . . Was named a second-team All-Pro by the Associated Press . . . Was named the team's MVP in a vote of South Florida media and fans . . . Named as the captain of the "All-Iron Team" as selected by CBS analyst Phil Simms . . . In addition, Thomas was honored with the first PFWA Dolphins Chapter "Good Guy" Award, which is presented annually to a player for his cooperation with the media.

2000 – Started all 11 games in which he played at middle linebacker . . . Was inactive for five games with a sprained right ankle . . . Despite missing five full games with the injury, finished second on the team with 100 total tackles (64 solo) . . . Added 1.5 sacks, an interception, two passes defended and a fumble recovery . . . Led the team in tackles on six occasions and reached double-digit tackle totals four times during the course of the year . . . Recorded a game-high 11 tackles, including a half-sack, in season-opening shutout win over Seattle (9/3) . . . Posted a team and season-high 12 stops two weeks later in 19-6 win over Baltimore (9/17) . . . Notched nine tackles and a fumble recovery in 10-3 victory over New England (9/24) leaving the game early with a sprained right ankle . . . Was inactive the following week at Cincinnati (10/1) . . . The Bengals game marked just the second in his career he had missed to that point, with the first being on August 31, 1997 against Indianapolis when he was recovering from a fractured left fibula . . . By sitting out against the Bengals, it also snapped a string of 51 consecutive contests in which he had played and started . . . Returned to action in 22-13 win vs. Buffalo (10/8) and topped team's tackle chart with seven . . . Re-aggravated his sprained right ankle at N.Y. Jets (10/23) when he registered nine tackles . . . Was then inactive for each of the next four games: vs. Green Bay (10/29), at Detroit (11/5), at San Diego (11/12) and vs. N.Y. Jets (11/19) . . . Returned to the field for 17-14 win at Indianapolis (11/26) and led the team with ten stops . . . Was credited with seven tackles, including his only sack of the year, vs. Tampa Bay (12/10) . . . In season-ending win at New England (12/24), which clinched the AFC East title for the Dolphins, turned in a nine-tackle performance, which included his only interception of the year . . . That came with 3:44 to play in the game when he picked off a Drew Bledsoe pass, leading to the Dolphins' game-winning drive that culminated with an Olindo Mare field goal . . . The interception also was the ninth of his career, moving him past Nick Buoniconti, Larry Gordon and Bob Matheson into sole possession of second on the Dolphins' career list for interceptions among linebackers, trailing only Earnie Rhone (14) . . . Started both playoff games following the season at middle linebacker . . . Led the team in the postseason with 19 total tackles (14 solo), including 12 in Divisional contest at Oakland (1/6/01) . . .

PRO BOWL: Was selected by Raiders Coach Jon Gruden as the "need" player for the AFC Pro Bowl squad . . . It marked Thomas' second straight Pro Bowl selection, becoming the first Dolphins linebacker selected to play in the Pro Bowl in consecutive seasons since Bryan Cox from 1994-95 . . . In addition, Thomas was one of seven Dolphins to play in the Pro Bowl following the 2000 season, the most representatives by the team since they also had seven following the 1984 campaign.

1999 – Signed a new five-year contract through the 2003 season on February 12, 1999 . . . Started all 16 regular season games at middle linebacker for the second straight year and third time in his four NFL seasons . . . Led the team in tackles for the fourth consecutive campaign, as he tallied 167 total stops (117 solo), a figure which was the second-most of his NFL career to that point, now fifth . . . It also ranked as the fifth-highest in Dolphins history, now eighth . . . Was selected to the first Pro Bowl of his career, and started in the game . . . Thomas became the third Dolphin in team history to lead the club in tackles four or more straight seasons, joining Nick Buoniconti (1969-73) and Bryan Cox (1992-95) . . . In a vote of his

teammates, was selected as a permanent co-captain on defense along with cornerback Sam Madison . . . Also had one sack, an interception, a forced fumble and a career-high 12 passes defended . . . Led the team in tackles 13 times during the course of the season and recorded double-digit tackle totals nine times . . . Led the Dolphins with 12 tackles, including his only sack of the season, in opener at Denver (9/13) . . . Tallied 12 stops the following week vs. Arizona (9/19) when he also intercepted a Jake Plummer pass and knocked down three passes . . . The interception was the eighth of Thomas' career, tying him for second all-time among Dolphins linebackers, along with Buoniconti, Larry Gordon and Bob Matheson, and trailing only Earnie Rhone, who had 14 . . . Had 11 tackles, a pass defended and a forced fumble at Indianapolis (10/10) . . . The forced fumble occurred when he stripped the ball from Edgerrin James on first-and-goal from the one . . . Daryl Gardener picked up the loose ball and returned it 33 yards to the 35 . . . Notched a season-high 16 stops on Thanksgiving Day at Dallas (11/25) . . . Started both playoff games following the 1999 season at middle linebacker . . . Led the team in the postseason with 19 total tackles (16 solo), including a sack and two passes defended . . . Had nine tackles and the first sack of his postseason career in First-Round victory at Seattle (1/9/00) . . .

POSTSEASON HONORS: Was voted to the first Pro Bowl of his career, and started in the game, joining fellow Dolphins cornerback Sam Madison and kicker Olindo Mare . . . The three selections marked the most by the Dolphins since the 1995 season when the team had four players chosen . . . He became the sixth Dolphins linebacker to be selected, and the first since Bryan Cox in 1995 . . . In addition, Thomas was a first-team All-Pro selection by the Associated Press . . . Also in a vote of his teammates, Thomas was the winner of the Dolphins Leadership Award for 1999, the first player in team history to win the award more than once.

1998 - Started all 16 regular season games at middle linebacker . . . Finished the year with 160 total tackles (124 solo), two sacks for 16 yards lost, three interceptions for 21 yards in returns, including two for touchdowns, two forced fumbles and ten passes defended . . . Marked the third straight year in which he led the team in tackles, just the fourth Dolphin to achieve that feat and the first since Bryan Cox did it from 1992-95 . . . Led the Dolphins' tackle chart on ten occasions over the course of the season, including nine games with double-digit tackle marks . . . Was named the AFC Defensive Player of the Month for September when he totaled 37 tackles, a sack, an interception return for a touchdown and two passes defended, in helping Miami to a 3-0 record during the month . . . Topped team's tackle chart with 13 stops, including a sack, vs. Buffalo (9/13), when he was awarded a defensive game ball . . . Led club with 11 tackles in 21-0 victory vs. Pittsburgh (9/20) . . . In the Steelers' contest also picked off a Kordell Stewart pass and ran 17 yards for the second touchdown of his career . . . Was awarded a defensive game ball for his performance in that contest . . . Notched a team and season-high 19 stops at Buffalo (11/1), when he also forced a fumble . . . Posted a team-high 12 tackles, to go along with a forced fumble, in victory at Carolina (11/15), when he earned a defensive game ball . . . Tied for team lead with ten tackles, and added three passes defended, at New England (11/23) . . . Recorded a team-high nine tackles, including a sack, vs. New Orleans (11/29) . . . Led the team with nine tackles at Oakland (12/6) . . . Also intercepted two passes, one of which he returned for a one-yard touchdown . . . His two interceptions were among six on the day for the Dolphins, tied for the most in team history . . . It marked the second time in 1998 and the third time in his career that he returned an interception for a touchdown, tying Dick Anderson's all-time Dolphins record . . . Along with Robert Jones' 14-yard interception return for a score, it tied the team's single-game record of two interception returns for touchdowns, which had been accomplished three times previously, most recently on December 16, 1983 against the N.Y. Jets . . . Thomas earned a defensive game ball for his performance against the Raiders . . . Started both playoff games following the season at middle linebacker . . . Led the team in the postseason with 20 total tackles (16 solo), a fumble recovery and a pass defended . . . Had a team-best eight tackles, in addition to a fumble recovery, in First-Round victory over Buffalo (1/2/99) . . . Also led team with 12 stops in Divisional contest at Denver (1/9/99) . . .

INTERCEPTIONS: Thomas' three interceptions in 1998 are tied for the second-highest single-season total for a linebacker in Dolphins history (behind four interceptions by linebacker John Bramlett in 1967); Thomas also had three interceptions during the 1996 season and subsequently in 2003 . . . Thomas returned two interceptions for touchdowns on the year . . . He had a 17-yard return for a score against Pittsburgh on September 20 when he picked off a Kordell Stewart pass, and brought another one back one yard for a touchdown on December 6 at Oakland when he snared a Donald Hollas pass . . . Thomas' two interception returns for scores in the same season is tied with three others for the most in team history . . . Those three are Bill Stanfill (1969), Dick Anderson (1973) and Mike Kozlowski (1983) . . . Of the group, Thomas is the only linebacker . . .

POSTSEASON HONORS: Earned numerous honors following the 1998 season . . . Was named the NFL Alumni Association's Linebacker of the Year . . . Was a first-team All-Pro selection by the Associated Press, USA Today, College & Pro Football Newsweekly and Football Digest . . . Was chosen to the 1998 All-Madden Team . . . Also was selected the winner of the team's Leadership Award in a vote of his teammates.

1997 – Started all 15 games in which he played at middle linebacker . . . Was inactive for the season-opener vs. Indianapolis (8/31) while still recovering from a fractured left fibula sustained in a preseason game against Denver in Mexico City (8/4) . . . Still led the team in tackles for the second straight year, with 149 total stops (107 solo), marking the second consecutive season in which he topped the 100-tackle plateau . . . Also came up with a half-sack, an interception and ten passes defended, which were second-most on the squad and first among linebackers . . . Added one stop on special teams . . . Led the team in tackles on eight occasions, and finished with double-digit tackle totals nine times . . . Topped team with 12 tackles at Tampa Bay (9/21), when he picked off a Trent Dilfer pass and returned it ten yards for his only interception of the year . . . Recorded a team and season-high 16 tackles and two passes defended vs. Chicago (10/27) . . . Led Dolphins with 14 tackles, including a half-sack, at Oakland (11/30) . . . Partial sack was shared with Tim Bowens and resulted in a Dolphins touchdown as Bowens stripped the ball from Jeff George in the end zone following a ten-yard loss, and Bowens recovered for the score . . . Started First-Round Playoff game at New England (12/28) at middle linebacker . . . Amassed a team-high 12 total tackles.

1996 – Started all 16 games at middle linebacker as a rookie . . . Finished as team's leading tackler with 180 tackles (131 solo), while adding two sacks, three interceptions, two fumble recoveries, two forced fumbles and five passes defended . . . Also recorded two special teams tackles and had one kickoff return for 17 yards . . . His three interceptions tied with eight others for second-most by a Dolphins linebacker in club history, surpassed only by John Bramlett, who had four interceptions in 1967 . . . It marked the most interceptions by a Dolphins linebacker since Earnie Rhone had three in 1981, and also is the most ever by a Dolphins rookie linebacker . . . Made NFL debut in start at middle linebacker against New England (9/1) and led the team with 13 tackles, including one sack . . . Along with Karim Abdul-Jabbar, Daryl Gardener and Stanley Pritchett, it was only the third time in club history and the first time since 1970 that the Dolphins started four rookies in the season opener . . . Led the Dolphins with 15 tackles at Arizona (9/8) and also forced fumble and recovered it on same play to set up Dolphins touchdown . . . Posted a season-high 16 tackles against Seattle (10/6), when he also defended a pass, forced a fumble and recovered one . . . Topped team with 12 tackles at Buffalo (10/13), while adding a sack and first career interception, as he snared a Jim Kelly pass and returned it 11 yards . . . Matched his season-high with 16 tackles at Philadelphia (10/20) . . . Led team with ten tackles at Houston (11/17) and came up with an interception, picking off a Chris Chandler pass with 10:42 left in the game and returning it 26 yards for his first career NFL touchdown, giving the Dolphins their first lead of the contest at 20-17 en route to their eventual 23-20 victory . . . It was the third interception return for a touchdown by a linebacker in team history (and second ever in the regular season), the other two being by Tom Erlandson, a 26-yard TD return at Denver on December 4, 1966, and by A.J. Duhe, a 35-yard TD return in the AFC Championship game against the N.Y. Jets on January 23, 1983 . . . Came up with an interception and 27-yard return against Buffalo (12/16) in Monday night contest, marking his second interception of a Kelly pass in as many games against the Bills . . . Fifth-round draft choice (154th overall) of Miami in 1996 . . .

AMONG TACKLE LEADERS: Thomas led the Dolphins in tackles 12 times in 1996 and finished second twice . . . He recorded double-digit figures in tackles in 11 of his 16 games . . . Became only the third Dolphins rookie in club history to record 100 or more tackles (LB Steve Towle had 164 tackles in 1975 and LB John Offerdahl had 135 tackles in 1986) . . . He also is only the third rookie in franchise history to lead the team in tackles, joining Towle in 1975 and Offerdahl in 1986 . . . Thomas' 180 tackles is the highest single-season total by a Dolphins rookie, surpassing Towle's former club rookie record of 164 tackles which he set in 1975 . . . In addition, Thomas led all NFL rookies and finished ranked sixth among all NFL players in tackles in 1996:

1996 NFL TACKLE LEADERS

PLAYER	POSITION	TEAM	TACKLES	SOLO	ASSISTED
1. Victor Green	SS	N.Y. Jets	208	125	83
2. Chris Spielman	LB	Buffalo	206	121	85
3. Eric Hill	LB	Arizona	196	97	99
4. Jessie Tuggle	LB	Atlanta	184	108	76
5. Marcus Patton	LB	Washington	181	104	77
6. ZACH THOMAS	LB	MIAMI	180	131	49

HONORS: Recognized as team's MVP and Newcomer of the Year by South Florida media . . . Became first rookie to earn MVP award since quarterback Dan Marino in 1983 and first defensive player to capture the honor since linebacker Steve Towle in 1976 . . . Voted as an alternate to the AFC-NFC Pro Bowl . . . Earned the Mackey Award, which goes to AFC Defensive Rookie of the Year and garnered the same recognition by Football Digest . . . Voted as Dolphins' recipient of 1996 Unsung Hero Award as selected by National Football League Players Association and Players Inc . . . Selected as an All-Rookie honoree by College and Pro Football Newsweekly, The Football News, Pro Football Weekly/Pro Football Writers of America . . . Named NFL Defensive Rookie of the Month for October, becoming first Dolphins rookie in club history to receive that monthly honor . . . In his four games in October, Thomas totaled 52 tackles, one interception, two passes defended, one sack for seven yards, one forced fumble, and one fumble recovery.

COLLEGE

Four-year letterman (1992-95) and three-year starter at Texas Tech . . . Consensus All-America and All-Southwest Conference first team choice as a senior . . . Was a finalist for the Butkus Award (nation's top linebacker) and Football News' Defensive Player of the Year Award . . . Added SWC Defensive Player of the Year honors . . . Led team with 131 tackles (84 solos) and added three sacks, 13 stops for losses, seven pass deflections, two interceptions, six forced fumbles, four fumble recoveries, three passes defended and one interception returned for a touchdown . . . Posted 13 tackles, recovered a fumble and picked off a pass with 30 seconds left, returning the ball 23 yards for the game-winning touchdown, in a 14-7 win over Texas A&M . . . Named first-team All-America by United Press International and claimed second-team honors from The Sporting News and Football News as a junior . . . Also named unanimous All-SWC Defensive Player of the Year . . . Led the SWC with 116 tackles (65 solos), 3.5 sacks, nine stops for losses of 18 yards, four interceptions and four pass breakups . . . Named All-SWC second-team pick by the Houston Chronicle and Houston Post as a sophomore . . . Started every game . . . Ranked fourth in conference with 117 tackles (64 solos) and added one sack, four tackles for loss, three passes defended, one interception, three fumble recoveries and one forced fumble . . . Had first career interception to go along with 13 tackles, two sacks and set an all-time bowl record with seven stops behind the line of scrimmage against Oklahoma in the John Hancock Bowl . . . Played in every game as a reserve inside linebacker as a freshman . . . Recorded 26 tackles (13 solos) . . . Majored in exercise and sports sciences.

PERSONAL

Resides in Plantation, Fla . . . Attended Pampa (Texas) High School . . . Played linebacker and running back . . . Named first-team all-state as a senior . . . Recorded 158 tackles (59 solos) with six sacks, three fumble recoveries, five forced fumbles and eight deflected passes . . . Rushed for 928 yards and eight touchdowns on 164 carries (5.7 avg) . . . Also lettered in baseball . . . Enjoys scuba diving and playing basketball in spare time . . . Lists "Braveheart" and "Scarface" as favorite movies and "Chappelle's Show", "60 Minutes", "Dateline" and "The Sopranos" as favorite television shows . . . Served as Dolphins representative for the United Way public service announcement in 1997 . . . Has assisted in building houses for Habitat for Humanity . . . Each of the past four seasons, has been a member of the "Crunch on Paralysis" team, along with Trace Armstrong and Jason Taylor, that made a donation for every sack and

tackle they made to the Miami Project to Cure Paralysis . . . Combined, the three donated nearly \$52,000 to the Miami Project in 2000, while Taylor and Thomas' contribution totaled more than \$39,000 in 2001, more than \$46,000 in 2002, and \$39,000 in 2003, with Smirnoff doubling that amount . . . For their efforts, the group was named the winner of the team's Community Service Award for 2000 . . . In 2000, opened a health and fitness club in Amarillo, Texas, called "Zach's Club 54", which just recently expanded to a new location . . . The club is run by his brother, and former Texas Tech teammate, Bart . . . During the 2001 offseason, was inducted into the Texas High School Football Hall of Fame . . . In May of 2003, along with teammate Jason Taylor, was part of a USO/NFL Tour in which he visited various military bases and hospitals in Germany . . . Full name is Zachary Michael Thomas, born September 1, 1973, in Pampa, Texas.

ZACH THOMAS' NFL REGULAR SEASON STATISTICS

YEAR	TEAM	G-S	TACK.	ASST.	TOTAL	FUM. REC.	FOR. FUM.	QB SACK	YDS LOST
1996	Miami	16-16	131	49	180	2	2	2	13
1997	Miami	15-15	107	42	149	0	0	0.5	5
1998	Miami	16-16	124	36	160	0	2	2	16
1999	Miami	16-16	117	50	167	0	1	1	10
2000	Miami	11-11	64	36	100	1	0	1.5	3.5
2001	Miami	15-15	112	68	180	0	2	3	27
2002	Miami	16-16	124	71	195	1	0	0.5	5.5
2003	Miami	15-15	113	71	184	2	1	1	5
8-YEAR TOTALS		120-120	892	423	1315	6	8	11.5	85

ZACH THOMAS' NFL PLAYOFF STATISTICS

YEAR	TEAM	G-S	TACK.	ASST.	TOTAL	FUM. REC.	FOR. FUM.	QB SACK	YDS LOST
1997	Miami	1-1	10	2	12	0	0	0	0
1998	Miami	2-2	16	4	20	1	0	0	0
1999	Miami	2-2	16	3	19	0	0	1	9
2000	Miami	2-2	14	5	19	0	0	0	0
2001	Miami	1-1	14	8	22	0	0	0	0
PLAYOFF TOTALS		8-8	70	22	92	1	0	1	9

ADDITIONAL STATS

Interceptions: 3 for 64 yards, 21.3 avg., long 27, 1 TD in 1996; 1 for 10 yards in 1997; 3 for 21 yards, 7.0 avg., long 17t, 2 TDs in 1998; 1 for 0 yards in 1999; 1 for 0 yards in 2000; 2 for 51 yards, 25.5 avg., long 34t, 1 TD in 2001; 1 for 7 yards in 2002; 3 for 21 yards, 7.0 avg., long of 19 in 2003 for total of 15 for 174 yards, 11.6 avg., long 34t, 4 TDs

Defensive Touchdowns: 1 interception return in 1996, 2 interception returns in 1998, 1 interception return in 2001 for total of 4

Passes Defensed: 5 in 1996, 10 in 1997, 10 in 1998, 12 in 1999, 2 in 2000, 6 in 2001, 5 in 2002, 10 in 2003 for total of 60 (P-3)

Special Teams Tackles: 2 in 1996, 1 in 1997 for total of 3

Kickoff Returns: 1 for 17 yards in 1996, 1 for 15 yards in 1999 for total of 2 for 32 yards, 16.0 avg., long 17

SINGLE-GAME HIGHS

Most Tackles:	*22 vs. Baltimore, 11/13/02
	22 vs. Indianapolis, 11/2/03
	21 at New England, 12/29/02
	19 at Buffalo, 11/1/98
Most Sacks:	1.5 at N.Y. Jets, 10/14/01
	1.5 vs. Atlanta, 12/30/01
Most Interceptions:	2 at Oakland, 12/6/98

* Playoff Game

Derrius Thompson

88 WIDE RECEIVER

Height/Weight6-2, 220
Born7/5/77
CollegeBaylor '99
Acquired....UFA (Wash.), 2003
Signed Through2005
NFLSixth Season
DolphinsSecond Season



PRO CAREER

2003 – Signed a three-year contract with the Dolphins as an unrestricted free agent from Washington on March 8, 2003 . . . Started 12 of the 16 games in which he played in his first season with Miami . . . Recorded 26 receptions for 359 yards . . . After not catching a pass in season-opener vs. Houston (9/7), had a reception in each of his next six contests and 12 of his next 13 . . . Caught three passes for 65 yards, including a season-long reception of 31 yards vs. New England (10/19).

2002 – Played in 16 games for the Redskins . . . Was second on the team with 53 receptions for 773 yards and four touchdowns . . . Over the final five games, hauled in 28 passes for 437 yards and three touchdowns . . . Of his 53 receptions on the year, 35 were good for first downs . . . Caught a pass in 14 of 16 games . . . Had eight catches of 20 yards or longer . . . Also rushed for 77 yards on ten carries, returned six kickoffs for a 15.2-yard average and registered five special teams tackles on the year . . . Caught four passes for 45 yards, including a 17-yard TD reception from Shane Matthews, in season-opener vs. Arizona (9/8) . . . Also had one rush for 13 yards in the contest . . . Led team with five catches for 89 yards, including a career-long 47-yard reception, at Green Bay (10/20) . . . Also had four rush attempts for 48 yards with a long of 26 in the contest . . . Tied for team lead with four catches, totaling a team-best 63 yards, the following week vs. Indianapolis (10/27) . . . Tied for team lead with six catches, totaling a team-best 94 yards, at Dallas (11/28) on Thanksgiving Day . . . Included in his total was a long catch of 35 yards and an 11-yard scoring grab from Danny Wuerffel . . . Topped team's receiving chart once again the following week vs. N.Y. Giants (12/8) with six catches for a career-high 122 yards, including a long of 36 . . . Led Redskins in receiving the week afterwards at Philadelphia (12/15) with a career-high seven catches, totaling 70 yards and a touchdown . . . Had a 21-yard scoring catch from Patrick Ramsey, the third different Redskins quarterback from which he caught a TD pass on the year . . . Led team in receiving vs. Houston (12/22) by tallying five receptions for 73 yards, including a 13-yard TD catch from Ramsey.

2001 – Played in all 16 games in a reserve role . . . Caught three passes for 52 yards and one touchdown and returned three kickoffs for 17 yards . . . Ranked sixth on the club with 11 special teams tackles, where he also recovered a fumble . . . Initial career reception occurred on a 19-yard pass from Tony Banks vs. Carolina (10/21) . . . First career touchdown came on a 31-yard catch from WR Kevin Lockett the following week vs. N.Y. Giants (10/28) . . . The score gave the Redskins a 24-14 lead in a game they went on to win 35-21 . . . Recovered a fumble on kickoff coverage unit vs. Chicago (12/23) . . . Tallied three special teams tackles the following week at New Orleans (12/30).

246 • Thompson

F I N S F A C T

Derrius first started playing football at nine years of age. He played receiver from the first day he stepped onto the field and never played anything else. "They were trying to figure out a position for me, Derrius recalls. "I was skinny, but I wasn't the smallest and I wasn't the fastest. The reason they put me at receiver was because I was the only one who had enough coordination to catch the ball." He knew from that time forward that he wanted to play in the NFL. In fact, the only other job he's ever had was a two-week stint working at a Waco, Texas car wash during college.

2000 – Spent six games on the Redskins' practice squad and nine on the 53-man roster . . . Saw action in a reserve role in four games, was inactive for five . . . Did not post any stats.

1999 – Went to camp with Washington as an undrafted college free agent . . . Spent the first nine weeks of the season on the practice squad . . . Was signed to the 53-man roster on November 16 . . . Was inactive for each of the next six contests . . . Made NFL debut, in a reserve role, in regular season finale vs. Miami (1/2/00) . . . Was inactive for both playoff games.

COLLEGE

Was a four-year letterman (1995-98) at Baylor . . . Finished his career with 78 receptions for 1,088 yards and two touchdowns . . . Totaled career-best figures of 33 catches for 478 yards and a score as a senior . . . Majored in sports management.

PERSONAL

Single, resides in Dallas, Texas . . . Prepped at Cedar Hill (Texas) High School where he was a Blue Chip All-America selection and a two-time all-district wide receiver . . . Was active in the community during his tenure in Washington, including work with the "Redskins Read" program, in which he read to children and teamed up with Federal Express to distribute 25,000 books to D.C. students . . . Cousin, Reyna Thompson, was a cornerback in the NFL for ten years including Miami (1986-88), N.Y. Giants (1989-92) and New England (1993-95) . . . Full name is Derrius Damon Thompson, born July 5, 1977 in Dallas.

DERRIUS THOMPSON'S NFL REGULAR SEASON STATISTICS

YEAR	TEAM	G-S	NO.	RECEIVING				ATT.	RUSHING			
				YDS.	AVG.	LG	TD		YDS.	LG	TD	
1999	Washington	1-0	0	0	0.0	0	0	0	0	0	0	0
2000	Washington	4-0	0	0	0.0	0	0	0	0	0	0	0
2001	Washington	16-0	3	52	17.3	31t	1	0	0	0	0	0
2002	Washington	16-14	53	773	14.6	47	4	10	77	26	0	0
2003	Miami	16-12	26	359	13.8	31	0	0	0	0	0	0
5-YEAR TOTALS		53-26	82	1184	14.4	47	5	10	77	26	0	0
MIAMI TOTALS		16-12	26	359	13.8	31	0	0	0	0	0	0

DERRIUS THOMPSON'S NFL PLAYOFF STATISTICS

YEAR	TEAM	G-S	NO.	RECEIVING				ATT.	RUSHING			
				YDS.	AVG.	LG	TD		YDS.	LG	TD	
1999	Washington	0-0	0	0	0.0	0	0	0	0	0	0	0

ADDITIONAL STATS

Kickoff Returns: 3 for 17 yards, 5.7 avg., long of 17 in 2001; 6 for 91 yards, 15.2 avg., long of 21 in

2002 for total of 9 for 108 yards, 12.0 avg., long of 21

Special Teams Tackles: 11 in 2001, 5 in 2002 for total of 16

Special Teams Fumble Recoveries: 1 in 2001

Miscellaneous Tackles: 2 in 2003

SINGLE-GAME HIGHS

Most Receptions: 7 at Philadelphia, 12/15/02
6 at Dallas, 11/28/02
6 vs. N.Y. Giants, 12/8/02
5 at Green Bay, 10/20/02
5 vs. Houston, 12/22/02

Most Receiving Yards: 122 vs. N.Y. Giants, 12/8/02
94 at Dallas, 11/28/02
89 at Green Bay, 10/20/02

Longest Receptions:

78 vs. Dallas, 12/29/02
 73 vs. Houston, 12/22/02
 47 at Green Bay, 10/20/02
 40 vs. Dallas, 12/29/02
 36 vs. N.Y. Giants, 12/8/02
 35 at Dallas, 11/28/02
 31t vs. N.Y. Giants, 10/28/01
 31 vs. New England, 10/19/03

Most Receiving Touchdowns: 1, five times (last: vs. Houston, 12/22/02)

2001 GAME-BY-GAME STATISTICS (Washington)

DATE	OPPONENT	P/S	RECEIVING				RUSHING				W/L	SCORE
			NO.	YDS.	LG	TD	ATT.	YDS.	LG	TD		
8/31	N.Y. JETS		INACTIVE								L	3-41
10/21	CAROLINA	P	1	19	19	0	0	0	0	0	W	17-14*
10/28	N.Y. GIANTS	P	1	31	31t	1	0	0	0	0	W	35-21
11/18	at Denver	P	1	2	2	0	0	0	0	0	W	17-10
2001 TOTALS		16-0	3	52	31t	1	0	0	0	0	8-8	

2002 GAME-BY-GAME STATISTICS (Washington)

DATE	OPPONENT	P/S	RECEIVING				RUSHING				W/L	SCORE
			NO.	YDS.	LG	TD	ATT.	YDS.	LG	TD		
9/8	ARIZONA	S	4	45	17t	1	1	13	13	0	W	31-23
9/16	PHILADELPHIA	S	1	9	9	0	0	0	0	0	L	7-37
9/22	at San Francisco	S	2	21	15	0	1	-5	-5	0	L	10-20
10/6	at Tennessee	P	0	0	0	0	0	0	0	0	W	31-14
10/13	NEW ORLEANS	P	3	44	18	0	0	0	0	0	L	27-43
10/20	at Green Bay	S	5	89	47	0	4	48	26	0	L	9-30
10/27	INDIANAPOLIS	S	4	63	22	0	1	3	3	0	W	26-21
11/3	at Seattle	S	0	0	0	0	0	0	0	0	W	14-3
11/10	at Jacksonville	S	3	24	12	0	1	12	12	0	L	7-26
11/17	at N.Y. Giants	S	1	8	8	0	0	0	0	0	L	17-19
11/24	ST. LOUIS	S	2	33	26	0	0	0	0	0	W	20-17
11/28	at Dallas	S	6	94	35	1	0	0	0	0	L	20-27
12/8	N.Y. GIANTS	S	6	122	36	0	1	5	5	0	L	21-27
12/15	at Philadelphia	S	7	70	21t	1	0	0	0	0	L	21-34
12/22	HOUSTON	S	5	73	28	1	1	1	1	0	W	26-10
12/29	DALLAS	S	4	78	40	0	0	0	0	0	W	20-14
2002 TOTALS		16-14	53	773	47	4	10	77	26	0	7-9	

2003 GAME-BY-GAME STATISTICS (Miami)

DATE	OPPONENT	P/S	RECEIVING				RUSHING				W/L	SCORE
			NO.	YDS.	LG	TD	ATT.	YDS.	LG	TD		
9/7	HOUSTON	P	0	0	0	0	0	0	0	0	L	20-21
9/14	at N.Y. Jets	S	1	24	24	0	0	0	0	0	W	21-10
9/21	BUFFALO	S	3	32	20	0	0	0	0	0	W	17-7
10/5	at N.Y. Giants	S	2	22	16	0	0	0	0	0	W	23-10
10/12	at Jacksonville	S	1	16	16	0	0	0	0	0	W	24-10
10/19	NEW ENGLAND	S	3	65	31	0	0	0	0	0	L	13-19*
10/27	at San Diego	P	2	20	14	0	0	0	0	0	W	26-10
11/2	INDIANAPOLIS	P	0	0	0	0	0	0	0	0	L	17-23
11/9	at Tennessee	S	2	17	9	0	0	0	0	0	L	7-31
11/16	BALTIMORE	P	1	10	10	0	0	0	0	0	W	9-6*
11/23	WASHINGTON	S	1	16	16	0	0	0	0	0	W	24-23
11/27	at Dallas	S	2	38	24	0	0	0	0	0	W	40-21
12/7	at New England	S	2	31	22	0	0	0	0	0	L	0-12
12/15	PHILADELPHIA	S	3	35	19	0	0	0	0	0	L	27-34
12/21	at Buffalo	S	0	0	0	0	0	0	0	0	W	20-3
12/28	N.Y. JETS	S	3	33	17	0	0	0	0	0	W	23-21
2003 TOTALS		16-12	26	359	31	0	0	0	0	0	10-6	

* - overtime

DERRIUS THOMPSON'S RECEIVING BREAKDOWN

	2003						CAREER					
	G	NO	YDS	AVG	LG	TD	G	NO	YDS	AVG	LG	TD
Buffalo	2	3	32	10.7	20	0	2	3	32	10.7	20	0
Miami	-	-	-	-	-	-	-	-	-	-	-	-
New England	2	5	96	19.2	31	0	2	5	96	19.2	31	0
N.Y. Jets	2	4	57	14.3	24	0	2	4	57	14.3	24	0
AFC East	6	12	185	15.4	31	0	6	12	185	15.4	31	0
Baltimore	1	1	10	10.0	10	0	2	1	10	10.0	10	0
Cincinnati	-	-	-	-	-	-	-	-	-	-	-	-
Cleveland	-	-	-	-	-	-	-	-	-	-	-	-
Pittsburgh	-	-	-	-	-	-	-	-	-	-	-	-
AFC Central	1	1	10	10.0	10	0	2	1	10	10.0	10	0
Houston	1	0	0	0	0	0	2	5	73	14.6	28	1
Indianapolis	1	0	0	0	0	0	2	4	63	15.8	22	0
Jacksonville	1	1	16	16.0	16	0	3	4	40	10.0	16	0
Tennessee	1	2	17	8.5	9	0	2	2	17	8.5	9	0
AFC South	4	3	33	11.0	16	0	9	15	193	12.9	28	1
Denver	-	-	-	-	-	-	1	1	2	2.0	2	0
Kansas City	-	-	-	-	-	-	1	0	0	0.0	0	0
Oakland	-	-	-	-	-	-	-	-	-	-	-	-
San Diego	1	2	20	10.0	14	0	2	2	20	10.0	14	0
AFC West	1	2	20	10.0	14	0	4	3	22	7.3	14	0
AFC Total	12	18	248	13.8	31	0	21	31	410	13.2	31	1
Dallas	1	2	38	19.0	24	0	5	12	210	17.5	40	1
N.Y. Giants	1	2	22	11.0	16	0	5	10	183	18.3	36	1
Philadelphia	1	3	35	11.7	19	0	5	11	114	10.4	21	1
Washington	1	1	16	16.0	16	0	1	1	16	16.0	16	0
NFC East	4	8	111	13.9	24	0	16	34	523	15.4	40	3
Chicago	-	-	-	-	-	-	1	0	0	0.0	0	0
Detroit	-	-	-	-	-	-	-	-	-	-	-	-
Green Bay	-	-	-	-	-	-	2	5	89	17.8	47	0
Minnesota	-	-	-	-	-	-	-	-	-	-	-	-
NFC Central	-	-	-	-	-	-	3	5	89	17.8	47	0
Atlanta	-	-	-	-	-	-	-	-	-	-	-	-
Carolina	-	-	-	-	-	-	1	1	19	19.0	19	0
New Orleans	-	-	-	-	-	-	2	3	44	14.7	18	0
Tampa Bay	-	-	-	-	-	-	-	-	-	-	-	-
NFC South	-	-	-	-	-	-	3	4	63	15.8	19	0
Arizona	-	-	-	-	-	-	5	4	45	11.3	17	1
St. Louis	-	-	-	-	-	-	1	2	33	16.5	26	0
San Francisco	-	-	-	-	-	-	1	2	21	10.5	15	0
Seattle	-	-	-	-	-	-	2	0	0	0.0	0	0
NFC West	-	-	-	-	-	-	9	8	99	12.4	26	1
NFC Total	4	8	111	13.9	24	0	31	51	774	15.2	47	4
Home	8	14	191	13.6	31	0	26	45	708	15.7	40	3
Road	8	12	168	14.0	24	0	26	37	476	12.9	47	2
1st Down	16	14	195	13.9	24	0	-	-	-	-	-	-
2nd Down	16	9	126	14.0	31	0	-	-	-	-	-	-
3rd Down	16	3	38	12.7	24	0	-	-	-	-	-	-
4th Down	16	0	0	0	0	0	-	-	-	-	-	-
1st Half	16	14	193	13.8	24	0	-	-	-	-	-	-
2nd Half	16	11	135	12.3	22	0	-	-	-	-	-	-
Overtime	16	1	31	31.0	31	0	-	-	-	-	-	-
Grass	12	21	275	13.1	31	0	42	64	936	14.6	47	3
Turf	4	5	84	16.8	24	0	10	18	248	13.8	35	2
Aug./Sept.	3	4	56	14.0	24	0	9	11	131	11.9	24	1
October	4	8	123	15.4	31	0	14	22	369	16.8	47	1
November	5	6	81	13.5	24	0	14	19	242	12.7	35	1
Dec./Jan.	4	8	99	12.4	22	0	15	30	442	14.7	40	2
Games 1-8	8	12	179	14.9	31	0	26	33	500	15.2	47	2
Games 9-16	8	14	180	12.9	24	0	26	49	684	14.0	40	3
Wins	10	16	211	13.2	24	0	27	38	555	14.6	31	3
Losses	6	10	148	14.8	31	0	25	44	629	14.3	47	2
Ties	-	-	-	-	-	-	-	-	-	-	-	-

J.R. Tolver

87 WIDE RECEIVER

Height/Weight6-1, 200
Born1/13/80
CollegeSan Diego State '03
AcquiredD5b, 2003
Signed Through2006
NFLSecond Season
DolphinsSecond Season



PRO CAREER

2003 – Was on the Dolphins' 53-man roster for each of the first 11 games of his rookie season before being placed on injured reserve with a right knee injury on November 25 . . . Was inactive for ten contests, dressed but did not play in another . . . Underwent surgery on December 1, 2003 to debride and repair his right patellar tendon . . . The surgery was performed by University of Miami Team Physician Dr. John Uribe at Doctors' Hospital in Coral Gables . . . In preseason, tied for the team-lead with seven receptions, totaling a team-high 118 receiving yards . . . Scored one touchdown . . . Second of two fifth-round draft choices (169th overall) by Miami in 2003, with a compensatory pick from the NFL for net free agent losses from 2002.

FINS FACT

After starring as a prep quarterback at Mira Mesa High School in San Diego, J.R. had the opportunity to attend the Air Force Academy and continue his career taking snaps behind center. Instead, he chose to stay close to home and switch to wide receiver at San Diego State, where he became a three-time All-Mountain West Conference pick.

COLLEGE

Four-year letterman (1999-2002) and three-year starter at San Diego State . . . Finished his career with school records of 262 receptions for 3,572 yards (13.8 avg.) and added 18 touchdowns . . . Was the only player in school history to lead the team in receiving three straight years . . . Selected as a member of the NCAA Leadership Council . . . Started all 13 games as a senior . . . Named as a second-team All-America and first-team All-Mountain West Conference selection . . . As a senior, set school season-records with 128 receptions for 1,785 yards (13.9 avg.) and 13 touchdowns . . . Along with teammate Kassim Osgood (108 catches for 1,552 yards), the duo set NCAA Division I-A records for combined receptions (236) and receiving yards (3,337) . . . Also completed one of three passes for 87 yards and returned two punts for five yards . . . Added six rushes for 40 yards (6.7 avg.) and a score . . . Averaged 140.8 all-purpose yards per game . . . Hauled in 12 passes for a career-high 296 yards and a 17-yard touchdown against Arizona State . . . Snared 16 passes for 185 yards and a 16-yard touchdown against Utah . . . Closed collegiate career with a school single-game record 18 catches for 283 yards, including two touchdowns, and set up another score with an 87-yard option pass at Hawaii . . . Played in the East-West Shrine Game and the Hula Bowl following his senior season . . . Started all 11 games as a junior and was selected as a first-team All-Mountain West Conference pick when he led the team with 63 receptions for 878 yards (13.9 avg.) and two touchdowns . . . Opened all 11 games as a sophomore and was chosen as a first-team All-Mountain West Conference choice for the first of three straight years. . . Led the conference with 62 receptions for 808 yards (13.0 avg.) and a touchdown . . . Earned B.S. degree in business with an emphasis in computers in May, 2002 and spent 2002-03 working on his master's degree in business.

PERSONAL

Single . . . Attended Mira Mesa High School in San Diego . . . Earned recognition as team's Most Valuable Player and an all-Academic pick as a senior . . . Was a two-year starter and three-year letterman as a quarterback . . . Also was a two-year letterman on the basketball squad . . . Threw for 1,880 yards and 15 touchdowns, while rushing for 1,004 yards and five scores as a senior . . . Community involvement included visiting children's hospitals and serving as a high school mentor . . . Contributed a weekly training camp diary as a rookie in 2003 for the team's official web site, www.miamidolphins.com . . . Lived in Shreveport, La. for 12 years after his father was discharged from the Navy, before moving back to San Diego for high school . . . Growing up, favorite sports team was the Houston Oilers and favorite athletes were Warren Moon and Barry Sanders . . . Enjoys reading the Bible . . . Lists "I'm Gonna Get U Sucka" as favorite movie, "The Bernie Mac Show" as favorite television show and Clipse and Neptunes as favorite musical groups . . . Enjoys playing golf and billiards, working with computers and collecting sports cards in spare time . . . Full name is Gregory D. Tolver, Jr., born January 13, 1980 in Long Beach, Calif.

J.R. TOLVER'S NFL REGULAR SEASON STATISTICS

YEAR	TEAM	G-S	NO.	RECEIVING			LG	TD	RUSHING		
				YDS.	AVG.				ATT.	YDS.	LG
2003	Miami	0-0	0	0	0.0		-	0	0	0	-

Matt Turk

1

PUNTER

Height/Weight6-5, 235
 Born6/16/70
 College Wisconsin-Whitewater '93
 Acquired.....FA, 2003
 Signed Through2006
 NFLTenth Season
 DolphinsFourth Season



PRO CAREER

2003 – Did not attend an NFL training camp . . . Was signed by the Dolphins on September 29 and went on to play in each of the final 13 games of the season . . . In addition to punting chores, also served as the holder on placements . . . Hit 68 punts for a 38.7-yard average with 23 inside the 20, seven touchbacks, a long of 57 and a net average of 34.5 . . . Also rushed for 30 yards on three attempts . . . Despite playing in only 13 games, his 23 kicks inside the 20 ranked seventh in the AFC . . . Amassed a season-high 45.3-yard average on seven punts, including two inside the 20, vs. Indianapolis (11/2) . . . Two weeks later in 9-6 overtime win over Baltimore (11/16), punted seven times for a 37.7-yard average while also tying a career-high with five kicks inside the 20 . . . Two of his punts that day were downed inside the 10, including one at the 9 yard-line in the overtime period . . . Matched his season-high average the week afterwards vs. Washington

FINS & FACT

Prior to landing a full-time spot in the NFL with Washington in 1995, Matt held various jobs including a bartender, a roofer and working for a moving company.

(11/23), when he put together a 45.3-yard norm on four punts, including a season-best 40.3 net average . . . Had a key 57-yard punt in the fourth quarter of that game, which was fumbled by the Redskins' Patrick Johnson at the Washington 16 and recovered by the Dolphins, enabling Miami to run out the final 2:00 in a 24-23 win . . . Established a Dolphins single-game record with 11 punts at New England (12/7), surpassing the previous mark of ten, achieved three different times, most recently by Klaus Wilmsmeyer on September 20, 1998 against Pittsburgh . . . Averaged 36.9 a punt that day, in a game that was played throughout a snowstorm . . . Had a career-long 23-yard run out of punt formation in Monday night game vs. Philadelphia (12/15) . . . Did not attempt any punts in season finale vs. N.Y. Jets (12/28).

2002 – Signed with the New York Jets as an unrestricted free agent from Miami on April 23, 2002 . . . Played in all 16 games with the Jets . . . Punted 63 times for a 41.0-yard average with 13 inside the 20, nine touchbacks, a long of 65 and a net average of 34.9 . . . Also had one rush for 14 yards . . . In two playoff games, punted four times for a 34.3-yard average . . . Hit the 600th punt of his NFL career in game vs. Miami (11/10) . . . Had a season-long 65-yard punt at Miami (9/22), the second straight week in which he had a punt of longer than 60 yards, having had a 62-yarder vs. New England (9/15).

2001 – Played in all 16 regular season games and one playoff contest with the Dolphins . . . Averaged 41.0 on 81 punts with 28 inside the 20, seven touchbacks and a long of 77 . . . Had a net average of 37.6, which ranked second in the AFC and third in the NFL . . . 28 kicks inside the 20 tied for second in the AFC and third in the NFL . . . Amassed a net average of 40.0 or better six times during the course of the season . . . Had a punt of longer than 50 yards in nine contests . . . Over the last nine games of the season, amassed a net average of 38.3, as 20 of his 50 punts during this time landed inside the 20 while just two went for touchbacks . . . During this nine-game span, opponents accumulated just 61 total punt return yards . . . Was named AFC Special Teams Player of the Week vs. New England (10/7) when he hit four punts for a 40.8-yard average with a long of 60 and three kicks inside the 20, including two that were downed inside the five, in the Dolphins' 30-10 win . . . One of his punts was fumbled and then recovered by the Dolphins, leading to a field goal . . . It marked his third Player of the Week Award during the regular season and his fourth overall, including playoffs . . . Hit six punts for a season-best 46.7-yard average, including a career-long 77-yard punt, at Buffalo (11/25) . . . That 77-yarder also tied a Dolphins record, first set by Reggie Roby on November 29, 1987 at Buffalo . . . Was named AFC Special Teams Player of the Week for the second time in less than two months in the Dolphins' 21-10 victory over Denver (12/2), as he hit seven punts for a 42.9-yard average with four inside the 20 and no touchbacks, a long of 59 and a net of 41.4 . . . Had best performance in season-ending 34-7 win over Buffalo (1/6/02) . . . Averaged 46.4 on five punts, with all five being placed inside the 20 . . . Put together a season-high net average of 48.4 . . . In First-Round Playoff Game vs. Baltimore (1/13/02), hit five punts for a 47.4-yard average with a long of 52, two inside the 20, one touchback and a net of 42.8.

2000 – Was acquired by Miami in a trade with Washington on March 9, 2000 in exchange for a seventh-round draft choice in 2001 . . . Played in all 16 regular season games and both playoff contests in his first season with the Dolphins . . . During the regular season, punted 92 times for a 42.1-yard gross average and a net of 36.2 . . . Also had a long of 70, 25 inside-the-20, and 14 touchbacks . . . 25 punts inside-the-20 tied for seventh-most in the AFC . . . 92 punts were the second-most of his career and the second-most ever by a Dolphin in a season, trailing only Klaus Wilmsmeyer, who punted 93 times in 1998 . . . Accounted for at least one punt of 50 yards or longer in all but two games on the year . . . Overall, of his 92 punts during the regular season, 23 went 50 yards or longer . . . Hit a season-high nine punts for a 43.8-yard average at Minnesota (9/10) . . . In that game, also had a long of 62 yards and placed four punts inside-the-20 . . . Punted three times for a season-high 60.3 gross average and a season-best 53.3 net at Cincinnati (10/1) . . . Also had a 70-yard punt in that game, a career-long at that point . . . In addition, had a punt of 64 yards in the Bengals contest . . . Tied a season-high with four punts inside-the-20 the following week vs. Buffalo (10/8) . . . Proved key in 17-14 win at Indianapolis (11/26) when his seven punts went for a gross average of 49.6 and a net of 39.4 . . . Matched his season-long with a 70-yard punt while also placing two inside-the-20, including one at the one-yard line and another at the six . . . Gross average that day is the fourth-highest of his career (minimum of 4 punts) . . . Four of his punts that afternoon traveled longer than 50 yards . . . In two playoff games following the season, punted nine times for a 38.1-yard gross average and a net of 35.2, including a long of 53 and two inside-the-20 . . . Added one tackle on punt coverage in the postseason . . . Was voted as the NFL Special Teams Player of the Week for his performance in the Dolphins' First-Round victory over Indianapolis (12/30) when he had three punts for a gross average of 46.0 and a net of 46.0, including a long of 53.

1999 – Played in 14 regular season games with Washington, missed two contests due to injury . . . Punted a career-low 62 times for a 41.4-yard average with a long of 57, 16 inside-the-20 and 10 touchbacks . . . Had a net average of 35.6 . . . Had six punts for a 44.2-yard average with a season-long punt of 57 yards at N.Y. Jets (9/26) . . . Was inactive at Dallas (10/24) with a fractured middle finger and vs. Chicago (10/31) with back spasms . . . Placed six kicks inside-the-20 over the final three weeks of the season . . . Appeared in both playoff games following the 1999 season, the first two of his NFL career . . . Punted 12 times for 499 yards, a 41.6-yard average with a long of 52 and four kicks inside-the-20 in the postseason.

1998 – Was selected to his third straight Pro Bowl . . . Punted 93 times for 4,103 yards, a 44.1-yard gross average . . . His punts and yardage totals both marked career-highs . . . Put together an NFC-best 39.0 net average, which trailed only Tennessee's Craig Hentrich (39.2) for the NFL lead . . . Finished with a career-best 33 punts inside the opponents' 20-yard line, which tied him for second in the NFL along with New York's Brad Maynard and behind Pittsburgh's Josh Miller (34) for tops in the NFL . . . Hit four punts for a career-high 53.0-yard average vs. Denver (9/27), when he also had a long punt of 69 yards . . . Was named NFC Special Teams Player of the Week for his performance vs. N.Y. Giants (11/1) when he hit ten punts for a 43.5-yard average with three inside-the-20 and two kicks of 65 yards.

1997 – Was named to his second consecutive Pro Bowl . . . Punted 84 times for 3,788 yards, a 45.1-yard gross average . . . Put together a net average of 39.2 . . . Had a long of 62, 32 kicks inside-the-20 and 22 touchbacks . . . Gross average was second-best in the NFC, while his net of 39.2 led the NFL . . . 32 kicks inside-the-20 were second-most in the league, trailing only the Giants' Brad Maynard, who had 33 . . . Hit seven punts for a 49.9-yard average, in addition to the first blocked punt of his career, vs. Arizona (9/14) . . . Punted seven times for a 44.7-yard average with a season-long kick of 62 yards at Philadelphia (10/5) . . . Had another outstanding day vs. Detroit (11/9) when he connected on seven punts for a 47.9-yard average, with a long of 59 and four of over 50 yards.

1996 – Was voted to the Pro Bowl in just his second NFL season . . . Punted 75 times for 3,386 yards, a 45.1-yard average, with a long of 63, 25 inside-the-20 and 11 touchbacks . . . Put together a net average of 39.2, which led the NFL . . . Gross average led the NFC . . . Punted seven times for a 48.7-yard average with a long of 58 in season-opener vs. Philadelphia (9/1) . . . Hit six punts for a 47.2-yard average with a long of 59 and a career-high five kicks inside-the-20, at St. Louis (9/22) . . . Had six punts for a season-high 50.8-yard average with a long of 57 at Dallas (11/26) . . . Four of his five punts were downed inside-the-20 at Arizona (12/15), when he amassed a 46.2-yard average.

1995 – In first NFL season, punted 74 times for a 42.4-yard average, 29 inside-the-20, nine touchbacks and a long of 60 . . . Amassed a net average of 37.7 . . . 29 kicks inside-the-20 led the NFL . . . Net average was second in the NFC and fourth in the NFL . . . Hit four punts for a 44.8-yard average including a season-long 60-yard punt in opener vs. Arizona (9/3) . . . Had a net average of 40.0 that day . . . Had a season-high three punts downed inside-the-20 in each of three consecutive weeks (vs. Seattle 11/19, vs. Philadelphia 11/26, at Dallas 12/3).

1993-94 – Went to training camp with Green Bay as an undrafted rookie free agent in 1993 and was waived by the Packers prior to the regular season . . . Also was released by the Rams in training camp in 1994.

COLLEGE

Played on three straight Wisconsin State University Conference championship teams during his college career at Wisconsin-Whitewater . . . During his career, punted 110 times for 3,991 yards while averaging 36.3 yards per punt . . . Majored in elementary education.

PERSONAL

Married to Stephanie with three daughters, Danielle (11/15/99), Matisen (3/23/01) and Logan (11/10/03) . . . Attended Greenfield (Wis.) High School . . . Brother, Dan, who passed away during the 2000 football season, was a long snapper in the NFL from 1985-99, and was Matt's

teammate with the Redskins from 1997-99 . . . Is the youngest of six children, all boys, which include Paul, Jerry, Jeff and Tony . . . Looks to his mother, Paula Turk, for inspiration . . . She raised all six boys on her own, working two jobs, as a waitress and a housekeeper . . . Born June 16, 1970 in Greenfield, Wis.

MATT TURK'S NFL REGULAR SEASON STATISTICS

YEAR	TEAM	G	NO.	YDS.	AVG.	NET	TB	IN20	LG	BLK
1995	Washington	16	74	3140	42.4	37.7	9	29	60	0
1996	Washington	16	75	3386	45.1	39.2	11	25	63	0
1997	Washington	16	84	3788	45.1	39.2	11	32	62	1
1998	Washington	16	93	4103	44.1	39.0	9	33	69	1
1999	Washington	14	62	2564	41.4	35.6	10	16	57	0
2000	Miami	16	92	3870	42.1	36.2	14	25	70	0
2001	Miami	16	81	3321	41.0	37.6	7	28	77	0
2002	N.Y. Jets	16	63	2584	41.0	34.9	9	13	65	0
2003	Miami	13	68	2631	38.7	34.5	7	23	57	0
9-YEAR TOTALS		139	692	29387	42.5	34.5	87	224	77	2
MIAMI TOTALS		45	241	9822	40.8	36.2	28	76	77	0

MATT TURK'S NFL PLAYOFF STATISTICS

YEAR	TEAM	G	NO.	YDS.	AVG.	NET	TB	IN20	LG	BLK
1999	Washington	2	12	499	41.6	39.9	0	4	52	0
2000	Miami	2	9	343	38.1	35.2	0	2	53	0
2001	Miami	1	5	237	47.4	42.8	1	2	52	0
2002	N.Y. Jets	2	4	137	34.3	34.3	0	1	39	0
PLAYOFF TOTALS		7	30	1216	40.5	38.2	0	9	53	0
MIAMI TOTALS		3	14	580	41.4	37.9	1	4	53	0

ADDITIONAL STATS

Rushing: 1 for 0 yards in 1996; 1 for 0 yards in 1997; 2 for -12 yards, -6.0 avg., long 2 in 1998; 1 for 14 in 2002; 3 for 30 yards, long of 23 in 2003 for total of 8 for 32 yards, 4.0 avg., long 23

Special Teams Tackles: 1 in 1995, 2 in 1996, 1 in 1997, 1 in 1998 for total of 5 (P-1)

SINGLE-GAME HIGHS

Most Punts:	11	at New England, 12/7/03
	10	vs. N.Y. Giants, 11/1/98
	10	at Kansas City, 11/5/95
	9	vs. N.Y. Giants, 11/23/97
	9	at Minnesota, 9/10/00
Most Punt Yards:	435	vs. N.Y. Giants, 11/1/98
	406	at New England, 12/7/03
	397	at Kansas City, 11/5/95
	394	at Minnesota, 9/10/00
	386	vs. Philadelphia, 11/15/98
Highest Average (min. 4 punts):	53.0	vs. Denver, 9/27/98
	50.8	at Dallas, 11/28/96
	49.9	vs. Arizona, 9/14/97
	49.6	at Indianapolis, 11/26/00
	49.5	vs. San Francisco, 9/14/98
Longest Punts:	77	at Buffalo, 11/25/01
	70	at Cincinnati, 10/1/00
	70	at Indianapolis, 11/26/00
	69	vs. Denver, 9/27/98
	67	vs. Philadelphia, 11/15/98
Most Inside-the-20:	5	at St. Louis, 9/22/96
	5	vs. Buffalo, 1/6/02
	5	vs. Baltimore, 11/16/03
	4	four times (last: vs Denver, 12/2/01)

Taylor Whitley

69

GUARD

Height/Weight6-4, 315
Born2/21/80
CollegeTexas A&M '03
AcquiredD3b, 2003
Signed Through2006
NFLSecond Season
DolphinsSecond Season



PRO CAREER

2003 — Was inactive for all 16 regular season games during his rookie season . . . Saw action in all four preseason games . . . Second of two third-round draft choices (87th overall) by Miami in 2003.

FINS & FACT

Driven both on the field and off of it, Taylor graduated with a degree in international business management following his junior year at Texas A&M, and spent his senior season with the Aggies in pursuit of his master's degree in sports management, one in which he is just one semester shy of achieving.

COLLEGE

Was a four-year letterman (1999-2002) and three-year starter at Texas A&M . . . Started on an offensive line along with current Dolphins teammates Seth McKinney and Billy Yates in college . . . In his career, opened 34 of the 45 games in which he appeared . . . Started all 11 games at right guard as a senior . . . Named honorable mention All-Big 12 Conference by the Associated Press . . . Helped the offense average 386.2 yards per game . . . Also excelled on the Aggies' track team, where he performed in the shot put . . . Started all 11 games at right guard as a junior . . . Started every regular season game at right guard and then shifted to right tackle for the Independence Bowl as a sophomore . . . Key member of an offensive line which allowed just 10 quarterback sacks despite logging the second-most pass attempts in school history . . . Saw reserve action in all 11 games at right guard and both tackle positions as a redshirt freshman . . . Graduated with a degree in international business management in August, 2002 . . . Spent his final year pursuing his master's degree in sports management.

PERSONAL

Married this past offseason to Shannon . . . Resides in Pembroke Pines, Fla . . . Attended Sudan (Texas) High School where he was a three-time all-district and all-South Plains selection at offensive and defensive tackle . . . Did not allow a sack as a junior or senior . . . Was also a four-year letterman in track, where he earned three state titles in the shot put and one in the discus . . . Father, Dennis, played football at Baylor, while his step-grandfather, Dick Todd, was one of nation's top all-purpose threats for Texas A&M in the late 1930s . . . Enjoys watching sports and being with family and friends . . . Growing up, was a fan of the Houston Oilers, and Magnus Samuelson, who won the "World's Strongest Man" competition in 1998, was favorite athlete . . . Lists "The Cowboys" as favorite movie, "Sportscenter" as favorite television show and Ryan Bingham as favorite recording artist . . . Full name is Taylor Ross Whitley, born February 21, 1980 in Baytown, Texas.


TAYLOR WHITLEY'S NFL REGULAR SEASON STATISTICS

GAMES/STARTS: 2003: 0/0

Terrence Wilkins

86 WIDE RECEIVER/
KICK RETURNER

Height/Weight5-10, 180
Born7/29/75
CollegeVirginia '99
Acquired.....UFA (Ind.), 2004
Signed Through2004
NFLSixth Season
DolphinsFirst Season



PRO CAREER

2003 – Signed a one-year contract with the Dolphins as an unrestricted free agent from Indianapolis on March 16, 2004 . . . Was with the Rams during the '03 offseason before being released on July 21 . . . Signed with Carolina on July 28 . . . Was placed on the Panthers' injured reserve list on August 26 and then released on August 30 . . . Signed with Indianapolis on November 10 and played in three of the final seven regular season games and was inactive for four contests . . . In those three games, returned 14 kickoffs for a 23.2-yard average and seven punts for a 3.6-yard norm . . . Was inactive for each of Indianapolis' three playoff games following the season.

2002 – Played in 13 games, all in a reserve role, with St. Louis after being acquired in a trade with Indianapolis in exchange for undisclosed draft pick on April 15, 2002 . . . Was inactive for each of the final three games of the season . . . Caught five passes for 31 yards and rushed six times for 56 yards . . . Fielded 47 kickoffs for a 22.9-yard average and 25 punts for a 9.7-yard average . . . Brought back six kickoffs for a season-best 28.2-yard average vs. N.Y. Giants (9/15) . . . Also averaged 28.2 on six kickoff returns, including a season-long 42-yard return, at San Francisco (10/6) . . . Fielded two punts for a 29.0-yard average with a season-long 55-yard return vs. Oakland (10/13) . . . Had a career-long 18-yard run at Washington (11/24) . . . Returned three punts for a 31.3-yard average with a long of 48 at Kansas City (12/8).

2001 – Played in 11 games with Indianapolis, starting four of them . . . Was inactive for five games . . . Caught 34 passes for 332 yards, returned 44 kickoffs for a 22.9-yard average and fielded 21 punts for a 10.4-yard average, including a 78-yarder for a score . . . Punt return average ranked sixth in the AFC while kickoff return figure was seventh . . . In season-opener at N.Y. Jets (9/9), returned four punts for a 26.3-yard average, including a 78-yarder for a touchdown, the second punt return of his career for a score and his third overall touchdown off a return . . . It ranks as the fifth-longest punt return in Colts history . . . Hauled in a season-high eight passes for 87 yards vs. San Francisco (11/25).

2000 – Started seven of the 14 games in which he played with the Colts . . . Was inactive for each of the first two games of the season . . . Tallied 43 receptions for a career-high 569 yards

FINS & FACT

Terrence holds the distinction of having returned the last kickoff for a touchdown against the Dolphins. That occurred back in his rookie season of 1999 when he took an Olindo Mare kickoff back 97 yards for a score on October 10 at the RCA Dome, giving the Colts a 24-15 lead in the fourth quarter. The Dolphins, however, came back to win the game, 34-31.

and three touchdowns . . . Returned 15 kickoffs for an 18.6-yard average and 29 punts for an 8.3-yard average . . . Put together a pair of 100-yard receiving days on the year . . . Turned in the best receiving performance of his career vs. Jacksonville (9/25), when he caught nine passes for 148 yards, including a 27-yard scoring reception . . . Only catch the following week at Buffalo (10/1) was a ten-yard TD reception as the Colts recorded an 18-16 victory over the Bills . . . Had best game of season returning punts against Dolphins (11/26) as he fielded four for a 16.8-yard average with a season-long return of 36 yards . . . Also had a 100-yard receiving effort at N.Y. Jets (12/3) as he grabbed seven passes for 109 yards, including a 43-yard scoring reception.

1999 – Played in all 16 games, including 11 starts, after making Indianapolis' roster as an undrafted rookie free agent . . . Posted 42 receptions for 565 yards and four touchdowns, returned 51 kickoffs for a 22.2-yard average, including one for a score, and fielded 41 punts for a 9.5-yard average and one touchdown . . . Also had one rush attempt for two yards . . . Was a consensus all-rookie selection as a returner . . . Totaled 2,089 combined yards, the most-ever in NFL history by an undrafted rookie and one of only six rookies in league history to gain more than 2,000 yards in a season, with each of the previous five being first-round draft picks . . . Punt return average tied for seventh in the AFC while kickoff return average tied for ninth . . . Caught two passes for 37 yards, including a 26-yard TD pass from Peyton Manning for Wilkins' first career score, in a 27-19 win at San Diego (9/26) . . . Initial start of NFL career came the following week against Dolphins (10/10) as he responded with four catches for 81 yards while also returning a kickoff 97 yards for a touchdown . . . Scored the third different way in just more than a month when he recovered an Edgerrin James fumble in the end zone for a touchdown in 34-24 win vs. Dallas (10/31) . . . Had a 39-yard punt return for a touchdown at N.Y. Giants (11/14), becoming the first Colt ever to return both a kickoff and a punt for a touchdown in the same season, and the first Colt to score four different ways . . . First 100-yard receiving game of NFL career occurred at Philadelphia (11/21) when he compiled 111 yards on four receptions, including a career-long 80-yard TD catch from Manning . . . In Divisional Playoff contest vs. Tennessee (1/16/00), caught four passes for 55 yards, returned five kickoffs for a 16.6-yard average and fielded two punts for 24 yards.

COLLEGE

Was a four-year letterman (1995-98) for the Cavaliers during which time he missed only two games . . . Was moved from tailback to wide receiver prior to his sophomore season . . . Finished his career with 97 receptions for 1,495 yards, including career-high figures of 45 catches for 811 yards as a senior when he started all 11 games . . . Tallied a career-best four receiving scores his junior year . . . Led team in punt returns as a junior and senior, and in kickoff returns as a sophomore and junior . . . Redshirted as a true freshman . . . Earned degree in anthropology.

PERSONAL

Single . . . Attended Bishop O'Connell High School in Arlington, Virginia, where he rushed for 1,617 yards and 21 touchdowns as a senior, breaking the school record for touchdowns in a season, which had been held by former NFL player Eric Metcalf . . . Was named the Virginia Player of the Year by the Fairfax Journal . . . Also lettered in basketball during his prep career . . . Full name is Terrence Olondo Wilkins, born July 29, 1975 in Washington, D.C.

TERRENCE WILKINS' NFL REGULAR SEASON STATISTICS

			RECEIVING					RUSHING				
YEAR	TEAM	G-S	NO.	YDS.	AVG.	LG	TD	ATT.	YDS.	LG	TD	
1999	Indianapolis	16-11	42	565	13.1	80t	4	1	2	2	0	
2000	Indianapolis	14-7	43	569	13.2	43t	3	3	8	6	0	
2001	Indianapolis	11-4	34	332	9.8	28	0	0	0	0	0	
2002	St. Louis	13-0	5	31	6.2	14	0	6	56	18	0	
2003	Indianapolis	3-0	0	0	0.0	-	0	0	0	0	0	
5-YEAR TOTALS		57-22	124	1497	12.1	80t	7	10	66	18	0	

PUNT RETURNS							KICKOFF RETURNS					
YEAR	TEAM	NO.	FC	YDS.	AVG.	LG	TD	ATT.	YDS.	AVG.	LG	TD
1999	Indianapolis	41	17	388	9.5	39t	1	51	1134	22.2	97t	1
2000	Indianapolis	29	13	240	8.3	36	0	15	279	18.6	30	0
2001	Indianapolis	21	4	219	10.4	78t	1	44	1007	22.9	50	0
2002	St. Louis	25	13	242	9.7	55	0	47	1074	22.9	42	0
2003	Indianapolis	7	0	25	3.6	16	0	14	325	23.2	42	0
5-YEAR TOTALS		123	47	1114	9.1	78t	2	171	3819	22.3	97t	1

TERRENCE WILKINS' NFL PLAYOFF STATISTICS

			RECEIVING					RUSHING			
YEAR	TEAM	G-S	NO.	YDS.	AVG.	LG	TD	ATT.	YDS.	LG	TD
1999	Indianapolis	1-0	4	55	13.8	23	0	0	0	0	0
2000	Indianapolis	1-0	0	0	0.0	-	0	0	0	0	0
2003	Indianapolis	0-0	0	0	0.0	-	0	0	0	0	0
PLAYOFF TOTALS		2-0	4	55	13.8	23	0	0	0	0	0

			PUNT RETURNS					KICKOFF RETURNS				
YEAR	TEAM	NO.	FC	YDS.	AVG.	LG	TD	ATT.	YDS.	AVG.	LG	TD
1999	Indianapolis	2	1	24	12.0	24	0	5	83	16.6	23	0
2000	Indianapolis	1	0	0	0.0	0	0	2	35	17.5	18	0
2003	Indianapolis	0	0	0	0.0	-	0	0	0	0.0	-	0
PLAYOFF TOTALS		3	1	24	8.0	24	0	7	118	16.9	23	0

SINGLE-GAME HIGHS

- Most Receptions:** 9 vs. Jacksonville, 9/25/00
 8 vs. San Francisco, 11/25/01
 7 at N.Y. Jets, 12/3/00
 6 at New England, 10/8/00
 5 four times (last: vs. N.Y. Jets, 11/28/99)
- Most Receiving Yards:** 148 vs. Jacksonville, 9/25/00
 111 at Philadelphia, 11/21/99
 109 at N.Y. Jets, 12/3/00
 87 vs. San Francisco, 11/25/01
 81 vs. Miami, 10/10/99
- Longest Receptions:** 80t at Philadelphia, 11/21/99
 43 vs. Miami, 10/10/99
 43t at N.Y. Jets, 12/3/00
 34 vs. Jacksonville, 9/25/00
 32 vs. Miami, 11/26/00
- Most Receiving Touchdowns:** 1, seven times (last: at N.Y. Jets, 12/3/00)
- Most Kickoff Returns:** 8 at Baltimore, 12/2/01
 7 at Kansas City, 12/8/02
 6 five times (last: vs. New England, 11/30/03)
- Most Kickoff Ret. Yards:** 173 at Baltimore, 12/2/01
 169 vs. N.Y. Giants, 9/15/02
 169 at San Francisco, 10/6/02
 158 at Kansas City, 12/8/02
 157 vs. Miami, 11/11/01

Highest Kickoff Ret. Avg.:	38.3	vs. Miami, 10/10/99
(minimum 4 returns)	28.2	vs. N.Y. Giants, 9/15/02
	28.2	at San Francisco, 10/6/02
	26.2	vs. Miami, 11/11/01
	25.4	vs. N.Y. Jets, 11/16/03
Longest Kickoff Returns:	97t	vs. Miami, 10/10/99
	50	vs. Miami, 11/11/01
	42	at San Francisco, 10/6/02
	42	vs. N.Y. Jets, 11/16/03
	34	at N.Y. Jets, 9/9/01
Most Punt Returns:	4	11 times (last: at Philadelphia, 12/1/02)
Most Punt Return Yards:	105	at N.Y. Jets, 9/9/01
	94	at Kansas City, 12/8/02
	67	vs. Miami, 11/26/00
	58	vs. Oakland, 10/13/02
	56	at Cleveland, 12/26/99
Highest Punt Return Avg.:	31.3	at Kansas City, 12/8/02
(minimum 3 returns)	26.3	at N.Y. Jets, 9/9/01
	16.8	vs. Miami, 11/26/00
	14.0	at Cleveland, 12/26/99
	12.7	at New England, 9/19/99
Longest Punt Returns:	78t	at N.Y. Jets, 9/9/01
	55	vs. Oakland, 10/13/02
	39t	at N.Y. Giants, 11/14/99
	39	at Cleveland, 12/26/99
	36	vs. Miami, 11/26/00
Most Combined Kickoff and Punt Ret. Yards:	252	at Kansas City, 12/8/02
	195	vs. N.Y. Giants, 9/15/02
	180	vs. Miami, 11/11/01
	173	at Baltimore, 12/2/01
	173	at San Francisco, 10/6/02

1999 GAME-BY-GAME STATISTICS (Indianapolis)

DATE	OPPONENT	P/S	RECEIVING				RUSHING				W/L	SCORE
			NO.	YDS.	LG	TD	ATT.	YDS.	LG	TD		
9/12	BUFFALO	P	0	0	0	0	0	0	0	0	W	31-14
9/19	at New England	P	0	0	0	0	0	0	0	0	L	28-31
9/26	at San Diego	P	2	37	26	1	0	0	0	0	W	27-19
10/10	MIAMI	S	4	81	43	0	0	0	0	0	L	31-34
10/17	at N.Y. Jets	P	2	40	22t	1	0	0	0	0	W	16-13
10/24	CINCINNATI	S	3	54	31	0	0	0	0	0	W	31-10
10/31	DALLAS	S	5	60	19	0	1	2	2	0	W	34-24
11/7	KANSAS CITY	S	3	26	21	0	0	0	0	0	W	25-17
11/14	at N.Y. Giants	S	1	3	3	0	0	0	0	0	W	27-19
11/21	at Philadelphia	S	4	111	80t	1	0	0	0	0	W	44-17
11/28	N.Y. JETS	S	5	39	14	0	0	0	0	0	W	13-6
12/5	at Miami	P	2	25	20	1	0	0	0	0	W	37-34
12/12	NEW ENGLAND	S	3	18	9	0	0	0	0	0	W	20-15
12/19	WASHINGTON	S	2	18	9	0	0	0	0	0	W	24-21
12/26	at Cleveland	S	3	28	15	0	0	0	0	0	W	29-28
1/2/00	at Buffalo	S	3	25	11	0	0	0	0	0	L	6-31
1/16/00	#TENNESSEE	P	4	55	23	0	0	0	0	0	L	16-19
1999 TOTALS		16-11	42	565	80t	4	1	2	2	0	13-3	
PLAYOFF TOTALS		1-0	4	55	23	0	0	0	0	0	0-1	

2000 GAME-BY-GAME STATISTICS (Indianapolis)

DATE	OPPONENT	P/S	RECEIVING				RUSHING				W/L	SCORE
			NO.	YDS.	LG	TD	ATT.	YDS.	LG	TD		
9/3	at Kansas City		INACTIVE								W	27-14
9/10	OAKLAND		INACTIVE								L	31-38
9/25	JACKSONVILLE	S	9	148	34	1	0	0	0	0	W	43-14

2000 GAME-BY-GAME STATISTICS (Indianapolis)

DATE	OPPONENT	P/S	RECEIVING				RUSHING				W/L	SCORE
			NO.	YDS.	LG	TD	ATT.	YDS.	LG	TD		
10/1	at Buffalo	S	1	10	10t	1	0	0	0	0	W	18-16
10/8	at New England	S	6	78	22	0	1	2	2	0	L	16-24
10/15	at Seattle	S	5	32	9	0	1	6	6	0	W	37-24
10/22	NEW ENGLAND	S	4	33	13	0	0	0	0	0	W	30-23
10/29	DETROIT	S	2	27	18	0	0	0	0	0	W	30-18
11/5	at Chicago	S	0	0	0	0	0	0	0	0	L	24-27
11/12	N.Y. JETS	P	1	10	10	0	0	0	0	0	W	23-15
11/19	at Green Bay	P	2	30	20	0	0	0	0	0	L	24-26
11/26	MIAMI	P	2	34	32	0	0	0	0	0	L	14-17
12/3	at N.Y. Jets	P	7	109	43t	1	0	0	0	0	L	17-27
12/11	BUFFALO	P	2	37	28	0	1	0	0	0	W	44-20
12/17	at Miami	P	0	0	0	0	0	0	0	0	W	20-13
12/24	MINNESOTA	P	2	21	13	0	0	0	0	0	W	31-10
12/30	# at Miami	P	0	0	0	0	0	0	0	0	L	17-23*
2000 TOTALS		14-7	43	569	43t	3	3	8	6	0	10-6	
PLAYOFF TOTALS		1-0	0	0	0	0	0	0	0	0	0-1	

2001 GAME-BY-GAME STATISTICS (Indianapolis)

DATE	OPPONENT	P/S	RECEIVING				RUSHING				W/L	SCORE
			NO.	YDS.	LG	TD	ATT.	YDS.	LG	TD		
9/9	at N.Y. Jets	P	3	31	12	0	0	0	0	0	W	45-24
9/23	BUFFALO	P	0	0	0	0	0	0	0	0	W	42-26
9/30	at New England	P	3	15	7	0	0	0	0	0	L	13-44
10/14	OAKLAND	P	5	46	19	0	0	0	0	0	L	18-23
10/21	NEW ENGLAND		INACTIVE								L	17-38
10/25	at Kansas City		INACTIVE								W	35-28
11/4	at Buffalo	P	2	24	21	0	0	0	0	0	W	30-14
11/11	MIAMI	P	4	20	9	0	0	0	0	0	L	24-27
11/18	at New Orleans	P	1	13	13	0	0	0	0	0	L	20-34
11/25	SAN FRANCISCO	S	8	87	23	0	0	0	0	0	L	21-40
12/2	at Baltimore	S	5	61	19	0	0	0	0	0	L	27-39
12/10	at Miami	S	0	0	0	0	0	0	0	0	L	6-41
12/16	ATLANTA		INACTIVE								W	41-27
12/23	N.Y. JETS		INACTIVE								L	28-29
12/30	at St. Louis	S	3	35	28	0	0	0	0	0	L	17-42
1/6/02	DENVER		INACTIVE								W	29-10
2001 TOTALS		11-4	34	332	28	0	0	0	0	0	6-10	

2002 GAME-BY-GAME STATISTICS (St. Louis)

DATE	OPPONENT	P/S	RECEIVING				RUSHING				W/L	SCORE
			NO.	YDS.	LG	TD	ATT.	YDS.	LG	TD		
9/8	at Denver	P	0	0	0	0	0	0	0	0	L	16-23
9/15	N.Y. GIANTS	P	0	0	0	0	0	0	0	0	L	21-26
9/23	at Tampa Bay	P	1	10	10	0	1	2	2	0	L	14-26
9/29	DALLAS	P	0	0	0	0	0	0	0	0	L	10-13
10/6	at San Francisco	P	0	0	0	0	0	0	0	0	L	13-37
10/13	OAKLAND	P	1	14	14	0	0	0	0	0	W	28-13
10/20	SEATTLE	P	1	-2	-2	0	3	32	14	0	W	37-20
11/3	at Arizona	P	0	0	0	0	0	0	0	0	W	27-14
11/10	SAN DIEGO	P	0	0	0	0	0	0	0	0	W	28-24
11/18	CHICAGO	P	0	0	0	0	0	0	0	0	W	21-16
11/24	at Washington	P	1	4	4	0	1	18	18	0	L	17-20
12/1	at Philadelphia	P	0	0	0	0	0	0	0	0	L	3-10
12/8	at Kansas City	P	1	5	5	0	1	4	4	0	L	10-49
12/15	ARIZONA		INACTIVE								W	30-28
12/22	at Seattle		INACTIVE								L	10-30
12/30	SAN FRANCISCO		INACTIVE								W	31-20
2002 TOTALS		13-0	5	31	14	0	6	56	18	0	7-9	

* - overtime # - playoff game

TERRENCE WILKINS' RECEIVING BREAKDOWN

	2003						CAREER					
	G	NO	YDS	AVG	LG	TD	G	NO	YDS	AVG	LG	TD
Buffalo	1	0	0	0.0	0	0	7	8	96	12.0	28	1
Miami	-	-	-	-	-	-	6	12	160	13.3	43	1
New England	1	0	0	0.0	0	0	6	16	144	9.0	22	0
N.Y. Jets	1	0	0	0.0	0	0	6	18	229	12.7	43	2
AFC East	3	0	0	0.0	0	0	25	54	629	11.6	43	4
Baltimore	-	-	-	-	-	-	1	5	61	12.2	19	0
Cincinnati	-	-	-	-	-	-	1	3	54	18.0	31	0
Cleveland	-	-	-	-	-	-	1	3	28	9.3	15	0
Pittsburgh	-	-	-	-	-	-	-	-	-	-	-	-
AFC Central	-	-	-	-	-	-	3	11	143	13.0	31	0
Houston	-	-	-	-	-	-	-	-	-	-	-	-
Indianapolis	-	-	-	-	-	-	-	-	-	-	-	-
Jacksonville	-	-	-	-	-	-	1	9	148	16.4	34	1
Tennessee	-	-	-	-	-	-	-	-	-	-	-	-
AFC South	-	-	-	-	-	-	1	9	148	16.4	34	1
Denver	-	-	-	-	-	-	1	0	0	0.0	0	0
Kansas City	-	-	-	-	-	-	2	4	31	7.8	21	0
Oakland	-	-	-	-	-	-	2	6	60	10.0	19	0
San Diego	-	-	-	-	-	-	2	2	37	18.5	26	1
AFC West	-	-	-	-	-	-	7	12	128	10.7	26	1
AFC Total	3	0	0	0.0	0	0	36	86	1048	12.2	43	6
Dallas	-	-	-	-	-	-	2	5	60	12.0	19	0
N.Y. Giants	-	-	-	-	-	-	2	1	3	3.0	3	0
Philadelphia	-	-	-	-	-	-	2	4	111	27.8	80	1
Washington	-	-	-	-	-	-	2	3	22	7.3	9	0
NFC East	-	-	-	-	-	-	8	13	196	15.1	80	1
Chicago	-	-	-	-	-	-	2	0	0	0.0	0	0
Detroit	-	-	-	-	-	-	1	2	27	13.5	18	0
Green Bay	-	-	-	-	-	-	1	2	30	15.0	20	0
Minnesota	-	-	-	-	-	-	1	2	21	10.5	13	0
NFC Central	-	-	-	-	-	-	5	6	78	13.0	20	0
Atlanta	-	-	-	-	-	-	-	-	-	-	-	-
Carolina	-	-	-	-	-	-	-	-	-	-	-	-
New Orleans	-	-	-	-	-	-	1	1	13	13.0	13	0
Tampa Bay	-	-	-	-	-	-	1	1	10	10.0	10	0
NFC South	-	-	-	-	-	-	2	2	23	11.5	13	0
Arizona	-	-	-	-	-	-	1	0	0	0.0	0	0
St. Louis	-	-	-	-	-	-	1	3	35	11.7	28	0
San Francisco	-	-	-	-	-	-	2	8	87	10.9	23	0
Seattle	-	-	-	-	-	-	2	6	30	5.0	9	0
NFC West	-	-	-	-	-	-	6	17	152	8.9	28	0
NFC Total	-	-	-	-	-	-	21	38	449	11.8	80	1
Home	2	0	0	0.0	0	0	27	66	771	11.7	43	1
Road	1	0	0	0.0	0	0	30	58	726	12.5	80	6
1st Down	-	-	-	-	-	-	-	-	-	-	-	-
2nd Down	-	-	-	-	-	-	-	-	-	-	-	-
3rd Down	-	-	-	-	-	-	-	-	-	-	-	-
4th Down	-	-	-	-	-	-	-	-	-	-	-	-
1st Half	-	-	-	-	-	-	-	-	-	-	-	-
2nd Half	-	-	-	-	-	-	-	-	-	-	-	-
Overtime	-	-	-	-	-	-	-	-	-	-	-	-
Grass	-	-	-	-	-	-	20	36	433	12.0	43	3
Turf	3	0	0	0.0	0	0	37	88	1064	12.1	80	4
Aug./Sept.	-	-	-	-	-	-	11	18	241	12.4	34	2
October	-	-	-	-	-	-	13	39	473	12.1	43	2
November	3	0	0	0.0	0	0	19	34	401	11.8	80	1
Dec./Jan.	-	-	-	-	-	-	14	33	382	11.6	43	2
Games 1-8	-	-	-	-	-	-	28	66	784	11.9	43	4
Games 9-16	3	0	0	0.0	0	0	29	58	713	12.3	80	3
Wins	2	0	0	0.0	0	0	32	68	844	12.4	80	6
Losses	1	0	0	0.0	0	0	25	56	653	11.7	43	1
Ties	-	-	-	-	-	-	-	-	-	-	-	-

Jay Williams

91

DEFENSIVE END

Height/Weight6-3, 270
Born10/13/71
CollegeWake Forest '94
Acquired.....T (Car.), 2002
Signed Through2005
NFLTenth Season
DolphinsThird Season



PRO CAREER

FINS FACT

2003 — Played in all 16 games, each in a reserve role . . . Marked the seventh straight season in which he played in all 16 contests . . . Enters the 2004 season having played in 114 straight league games . . . Recorded 18 tackles (9 solo), including 2.5 sacks for 20.5 yards in losses and two fumble recoveries . . . Was credited with 18 quarterback hurries, third-most on the team . . . Recovered a Tom Brady fumble vs. New England (10/19), leading to a Dolphins touchdown five plays later . . . It represented the first fumble recovery of his NFL career . . . Accounted for his first full sack of the season vs. Indianapolis (11/2) . . . Came up with his second fumble recovery of the season at New England (12/7) . . . Tallied a season-high four tackles at Buffalo (12/21), when he accounted for a sack.

Jay is an avid chef, having first taken up cooking when he was about 15 years old. He learned this trade from his mother, who taught Jay to be independent. In fact, before his mother-in-law moved in with his family, Jay did all of the cooking in the house. He enjoys preparing just about everything, but he takes particular pride with his barbecued ribs. "I do a nice dry rub, my secret recipe, Williams says. "Then I throw them on the grill, and then I add the sauce."

2002 — Joined the Dolphins in a trade from the Carolina Panthers on July 19, 2002 in exchange for DE Al Wallace and a fourth-round draft choice in 2003 . . . Signed a three-year contract extension through 2005 on July 22, 2002 . . . Played in all 16 games in his first season with the Dolphins . . . Registered 25 tackles (18 solo) . . . Tallied six sacks for 30 yards in losses, as he ranked third on the club in sacks . . . That figure also tied a career-best which he first achieved with Carolina in 2000 . . . Also was credited with 14 quarterback hurries and a forced fumble . . . First sack as a Dolphin came the following week in a 30-3 win over the Jets (9/22) when he tackled QB Chad Pennington for an eight-yard loss . . . Collected a season-high five tackles vs. Buffalo (10/20), including two sacks for 7.5 yards in losses, marking the fourth multiple sack game of his career and his first since he had two on November 27, 2000 against Green Bay as a member of the Carolina Panthers . . . Played in the 100th regular season game of his NFL career vs. San Diego (11/17) . . . Posted 2.5 sacks over the final three weeks of the season, including one vs. Oakland (12/15) and another in finale at New England (12/29) . . . Had a half-sack and a forced fumble at Minnesota (12/21).

2001 — Played in all 16 games, starting 13 contests at left defensive end, for Carolina . . . Registered a career-high 54 tackles in addition to one sack, one interception and seven quarterback hurries . . . A starter in the first six games of the season, he accounted for one tackle and one quarterback hurry at Minnesota (9/9) . . . Had a sack of Michael Vick at Atlanta (9/23) . . . Recorded three tackles at San Francisco (10/7), vs. New Orleans (10/14) and at Washington (10/21) . . . Did not start the next three games . . . Was responsible for four tackles vs. the N.Y. Jets (10/28) . . . Recorded his first NFL interception, off of Dolphins quarterback Jay Fiedler, in addition to a quarterback hurry at Miami (11/4) . . . Totaled a career-high eight tackles at St. Louis (11/11), receiving the majority of action at defensive end after Sean Gilbert

left the contest with a knee injury . . . Gilbert's injury allowed him to return to his starting role for the remainder of the year . . . Led the defensive line with five tackles vs. San Francisco (11/18) . . . Tied for the lead among defensive linemen with five tackles in addition to registering two quarterback hurries vs. Atlanta (11/25) . . . Registered six tackles at New Orleans (12/2).

2000 – Signed with Carolina as an unrestricted free agent from the St. Louis Rams on February 16, 2000 . . . Played in 16 games for the Panthers with a career-high 14 starts . . . Led Carolina with a career-high six sacks in addition to accumulating 37 tackles, one forced fumble, seven quarterback hurries and one batted pass . . . All of his starts came at right defensive end except vs. Atlanta (9/17), when he started at defensive tackle in place of an injured Sean Gilbert . . . Did not start at Washington (9/3) . . . Made his first start of the season at right defensive end at San Francisco (9/10) and collected three stops . . . Made his lone start of the season at defensive tackle vs. Atlanta (9/17) and led the defensive line with a career-high seven tackles . . . Victimized the Seahawks for two sacks and three tackles, marking his second career outing with at least two sacks, in win vs. Seattle (10/8) . . . Recorded a sack for the second straight game in addition to garnering six tackles and a forced fumble at New Orleans (10/15) . . . In an ESPN Sunday night game at St. Louis (11/5), registered one of Carolina's season-high five sacks while also coming up with three tackles, as part of a defensive effort that ended his former team's NFL-record streak of 14 games with at least 30 points . . . Was responsible for a team-high two sacks on Monday Night Football vs. Green Bay (11/27), the third game of his career with at least two sacks . . . Totaled two tackles and three quarterback hurries vs. San Diego (12/17) in addition to delivering his first career blocked field goal and the second in team history . . . With the Panthers clinging to a 23-22 fourth quarter lead over the Chargers, blocked a John Carney 37-yard field goal attempt which was recovered by Doug Evans and returned 54 yards for a touchdown, securing a 30-22 win.

1999 – Played in 16 games for the St. Louis Rams . . . Contributed 25 tackles and four sacks in addition to 15 quarterback hurries and six special teams tackles during the regular season . . . Tallied three stops and his first sack of the season vs. Carolina (11/14) . . . Established a career-high with two sacks at New Orleans (12/12) . . . Was responsible for a sack vs. Chicago (12/26) . . . Added two tackles on defense and two special teams stops during the postseason, helping the Rams to a victory in Super Bowl XXXIV.

1998 – Appeared in all 16 games and started one contest . . . Accounted for 24 tackles, a sack and a special teams stop . . . Started and posted two tackles vs. New Orleans (9/6) . . . Registered a sack at Chicago (11/8) . . . Collected a season-high four stops at Philadelphia (12/3).

1997 – Appeared in all 16 contests for the first time in his career, posting two starts . . . Recorded 14 tackles, a sack, three quarterback pressures and two special teams stops . . . Made his first NFL start, vs. Atlanta (11/16) in place of the injured Leslie O'Neal . . . Also started the following week vs. Carolina (11/23) . . . Posted his first career sack in season finale at Carolina (12/20).

1996 – Spent the season's first 11 weeks on the physically unable to perform list with a broken right forearm . . . Last league game he missed that year was vs. Carolina (11/17), the most recent contest he has sat out . . . Was waived on November 20 before being re-signed on December 11 . . . Appeared in the final two games of the season . . . Played with the Amsterdam Admirals of the NFL Europe League during the spring of '96 and contributed four tackles and a pass defended.

1995 – Saw action in seven games on special teams and as a reserve defensive tackle . . . Contributed a special teams stop . . . Received his first NFL action at Green Bay (9/3).

1994 – Originally signed as an undrafted college free agent by the Miami Dolphins . . . Joined St. Louis' practice squad on September 24 after being waived by the Dolphins . . . Was signed to the active roster on December 7 for the season's final three games but was inactive for each matchup.

COLLEGE

Started two seasons and earned four letters at Wake Forest (1990-93) . . . Earned second-team All-ACC recognition as a senior (1993) after notching 57 tackles, 4.5 sacks and two

fumble recoveries from his defensive end spot . . . Played primarily defensive tackle as a junior in 1992 when he recorded 42 tackles, two fumble recoveries, one forced fumble and three sacks . . . Totaled 21 stops as a sophomore . . . Contributed on special teams as a freshman . . . Majored in sociology.

PERSONAL

Married to Ericka, the couple has two daughters, Jamye (2/13/92) and Jai (11/27/96), and a son, Roman (3/5/98) . . . Played both football and basketball at St. John's High School in Washington D.C. . . . Earned All-Met recognition as a junior . . . Led his team in sacks following both his sophomore and junior seasons . . . Also was a four-year letterman in basketball . . . Full name is Jay Omar Williams, born October 13, 1971.

JAY WILLIAMS' NFL REGULAR SEASON STATISTICS

YEAR TEAM	G-S	TACK.	ASST.	TOTAL	FUM. REC.	FOR. FUM.	QB SACK	YDS LOST
1994 St. Louis	0-0	0	0	0	0	0	0	0
1995 St. Louis	7-0	0	0	0	0	0	0	0
1996 St. Louis	2-0	0	0	0	0	0	0	0
1997 St. Louis	16-2	6	8	14	0	0	1	7
1998 St. Louis	16-1	18	6	24	0	0	1	5
1999 St. Louis	16-0	13	12	25	0	0	4	33
2000 Carolina	16-14	23	14	37	0	1	6	55
2001 Carolina	16-13	34	20	54	0	0	1	11
2002 Miami	16-0	18	7	25	0	1	6	30
2003 Miami	16-0	9	9	18	2	0	2.5	20.5
10-YEAR TOTALS	121-30	121	76	197	2	2	21.5	161.5
MIAMI TOTALS	32-0	27	16	43	2	1	8.5	50.5

JAY WILLIAMS' NFL PLAYOFF STATISTICS

YEAR TEAM	G-S	TACK.	ASST.	TOTAL	FUM. REC.	FOR. FUM.	QB SACK	YDS LOST
1999 St. Louis	3-3	1	1	2	0	0	0	0

ADDITIONAL STATS

Interceptions: 1 for 0 yards in 2001

Passes Defensed: 1 in 2000, 1 in 2001 for total of 2

Blocked Kicks: 1 Field Goal in 2000

SINGLE-GAME HIGHS

Most Sacks:

- 2 at New Orleans, 12/12/99
- 2 vs. Seattle, 10/8/00
- 2 vs. Green Bay, 11/27/00
- 2 vs. Buffalo, 10/20/02

DOLPHINS STINGY AGAINST THE RUN

The Dolphins did not allow an individual 100-yard rusher last season, the first team to achieve this feat since the 2001 St. Louis Rams. In fact, entering 2004, the Dolphins have not permitted a player to gain 100 yards rushing in 20 consecutive contests dating back to 2002. That streak is the longest in the NFL since the Rams went 21 games in-a-row over a three-year period, from 2000-02. The last opponent to surpass the 100-yard rushing plateau against the Dolphins was Buffalo's Travis Henry, who picked amassed 151 yards and a TD on 35 carries on December 1, 2002 at Ralph Wilson Stadium.

Ricky Williams

34 RUNNING BACK

Height/Weight5-10, 226
 Born5/21/77
 CollegeTexas '99
 AcquiredT (N.O.), 2002
 Signed Through2006
 NFLSixth Season
 DolphinsThird Season



PRO CAREER

CAREER PRO BOWL SELECTIONS: 1 (2002)

2003 — Started all 16 games . . . Became the first Dolphins running back to start every regular season game in consecutive seasons since Larry Csonka opened all 14 contests each year between 1970-73 . . . Rushed for a team-high 1,372 yards and nine touchdowns on 392 attempts . . . Became just the second player in team history to record multiple 1,000-yard rushing seasons, joining Csonka, who did it each year from 1971-73 . . . Also caught 50 passes for 351 yards and one TD . . . Rushing total was the second-highest single-season figure in Dolphins history, trailing only Williams' 1,853 yards from 2002 . . . It represented the ninth 1,000-yard rushing season in franchise history . . . His total in 2003 also placed sixth in the AFC and 10th in the NFL . . . Reception total ranked second on the squad, while his receiving yardage figure was fourth . . . Racked up 1,723 total yards from scrimmage, sixth in the conference and ninth in the league . . . It also was the second-highest single-season figure in club annals, trailing only his 2,216 yards from 2002 . . . Put together seven 100-yard rushing days on the year, the second-highest single-season total in franchise history, trailing only his ten from 2002 . . . Accounted for 79 first downs on the season (68 rushing, 11 receiving), the eighth-highest figure in the AFC and 13th in the NFL . . .

SINGLE-SEASON RUSHING YARDS, ATTEMPTS & TOUCHDOWNS: In 2003, Williams established the club's single-season record for rush attempts with 392, breaking the standard that he had set the year before with 383 . . . His 1,372 yards rushing marked the second-highest single-season figure in franchise history, trailing only his 1,853 yards that he compiled in 2002:

MIAMI DOLPHINS SINGLE-SEASON RUSHING LEADERS

RUSHING YARDS			RUSHING ATTEMPTS			RUSHING TOUCHDOWNS		
PLAYER	YEAR	YDS.	PLAYER	YEAR	ATT.	PLAYER	YEAR	TDs
R. WILLIAMS	2002	1853	R. WILLIAMS	2003	392	R. WILLIAMS	2002	16
R. WILLIAMS	2003	1372	R. WILLIAMS	2002	383	K. Abdul-Jabbar	1997	15
D. Williams	1978	1258	L. Smith	2001	313	L. Smith	2000	14
L. Smith	2000	1139	L. Smith	2000	309	M. Morris	1972	12
L. Csonka	1972	1117	K. Abdul-Jabbar	1996	307	D. Nottingham	1975	12
K. Abdul-Jabbar	1996	1116	K. Abdul-Jabbar	1997	283	L. Csonka	1979	12

FINS FACT

Ricky has opted to experience the world outside of the United States each of the past two offseasons. In 2003, he went to Thailand, and this past year he visited Australia. Both trips gave Ricky an opportunity to expand his knowledge outside the realm of football. "It was a very interesting trip," he said of his one-month journey through Australia. "I'm one who really enjoys to learn, whether it's about football or life. Experiencing a different culture really taught me a lot about myself and about our culture. One thing that I really learned, which was a very valuable lesson, is that in life you really need to slow down sometimes and really smell the roses. There are so many things out there for us to love and for us to enjoy."

CAREER RUSHING: In just two seasons with the Dolphins, Williams has rushed for 3,225 yards and 25 touchdowns on 775 attempts . . . All three figures rank among the top five all-time in club history, while his rushing attempt total ranks fourth:

MIAMI DOLPHINS CAREER RUSHING LEADERS

RUSHING YARDS			RUSHING ATTEMPTS			RUSHING TOUCHDOWNS		
PLAYER	YEARS	YDS.	PLAYER	YEARS	ATT.	PLAYER	YEARS	TDs
L. Csonka	1968-74, 1979	6737	L. Csonka	1968-74, 1979	1506	L. Csonka	1968-74, 1979	53
M. Morris	1969-75	3877	J. Kiick	1968-74	997	K. Abdul-Jabbar	1996-99	33
J. Kiick	1968-74	3644	K. Abdul-Jabbar	1996-99	888	M. Morris	1969-75	29
T. Nathan	1979-87	3543	R. WILLIAMS	2002-03	775	J. Kiick	1968-74	28
R. WILLIAMS	2002-03	3225	M. Morris	1969-75	754	R. WILLIAMS	2002-03	25

RUSHING YARDS OVER THE LAST FOUR YEARS: When Williams surpassed the 1,000-yard rushing mark at Dallas on Thanksgiving Day last year, he did so for the fourth straight season, joining Green Bay's Ahman Green and the Jets' Curtis Martin as the only three players to have amassed 1,000-yard rushing seasons each of the last four years . . . Williams' four-year rushing total of 5,470 is the second-highest figure in the NFL from 2000-03, trailing only Green, who has rushed for 5,685 yards over this same span:

MOST RUSHING YARDS IN THE NFL OVER THE LAST FOUR YEARS

(2000-03)

PLAYER	TEAM(S)	ATTS.	YARDS	AVG.	TD
1. Ahman Green	Green Bay	1,208	5,685	4.7	41
2. RICKY WILLIAMS	N.O., MIAMI	1,336	5,470	4.1	39
3. Priest Holmes	Balt., Kansas City	1,097	5,178	4.7	58
4. Curtis Martin	N.Y. Jets	1,233	5,119	4.2	28
5. Stephen Davis	Wash., Carolina	1,213	5,014	4.1	31

RUSHING YARDS PER GAME OVER THE LAST FOUR YEARS: With 5,470 yards rushing over the last four years, Williams has averaged 94.3 yards per game during this stretch, tied for the third-highest figure of any player in the NFL over the last four years with a minimum of 40 games played:

MOST RUSHING YARDS PER GAME IN THE NFL OVER THE LAST FOUR YEARS

(2000-03, minimum 40 games)

PLAYER	TEAM(S)	GAMES	YARDS	YARDS/GAME
1. Jamal Lewis	Baltimore	48	4757	99.1
2. LaDainian Tomlinson	San Diego	48	4564	95.1
3. RICKY WILLIAMS	N.O./MIAMI	58	5470	94.3
Edgerrin James	Indianapolis	49	4619	94.3
5. Fred Taylor	Jacksonville	47	4401	93.6

TOTAL YARDS FROM SCRIMMAGE PER GAME OVER THE LAST FOUR YEARS: In addition to his success running the ball over the last four years, Williams has proven potent as a receiver as well . . . During this four-year period (2000-03), Williams also has accumulated 1,634 receiving yards on 201 receptions, giving him 7,104 total yards from scrimmage . . . This per game average of 122.5 ranks as the fifth-highest figure in the NFL over this span with a minimum of 40 games played:

MOST TOTAL YARDS FROM SCRIMMAGE PER GAME IN THE NFL OVER THE LAST FOUR YEARS

(2000-03, minimum 40 games)

PLAYER	TEAM(S)	GAMES	RUSH YARDS	REC. YARDS	TOTAL YARDS	YARDS/ GAME
1. Marshall Faulk	St. Louis	53	4512	2422	6934	130.8
2. LaDainian Tomlinson	San Diego	48	4564	1581	6145	128.0
3. Edgerrin James	Indianapolis	49	4619	1433	6052	123.5
4. Ahman Green	Green Bay	62	5685	1913	7598	122.6
5. RICKY WILLIAMS	N.O., MIAMI	58	5470	1634	7104	122.5

100-YARD RUSHING GAMES: Williams accounted for seven 100-yard rushing games in 2003, the second-highest single-season total in franchise history, trailing only his ten from 2002 . . . He accounted for five of those seven over the final seven weeks of the season, including a string of three in a row, from games 10-12 . . . His 17 career 100-yard rushing games is a Dolphins' all-time record . . . He tied the previous record of 15, first set by Larry Csonka, with a 104-yard effort (31 atts.) on Thanksgiving at Dallas on November 27 . . . He surpassed the mark with a 107-yard, 1 TD performance (18 atts.) two weeks later against Philadelphia (12/15) in a Monday night contest:

MOST 100-YARD RUSHING GAMES BY A DOLPHIN

SEASON			CAREER		
PLAYER	YEAR	NO.	PLAYER	YEARS	NO.
1. RICKY WILLIAMS	2002	10	1. RICKY WILLIAMS	2002-03	17
1. RICKY WILLIAMS	2003	7	2. Larry Csonka	1968-74, 79	15
2. Delvin Williams	1978	5	3. Mercury Morris	1969-75	10
3. Larry Csonka	1972	4	4. Karim Abdul-Jabbar	1996-99	9
Karim Abdul-Jabbar	1996	4	5. Benny Malone	1974-78	8
Lamar Smith	2000	4			

RECORD WITH 100+ RUSHING YARDS: In 2003, the Dolphins were 6-1 in games when Williams rushed for 100 yards or more . . . In Williams' two seasons with the club, the Dolphins have posted a mark of 14-3 when he has run for 100 yards or more . . . Overall in his five NFL seasons, the teams for which he has played have produced a record of 21-8 in games when he has reached the 100-yard rushing plateau . . .

TOUCHDOWNS: Williams scored a touchdown in each of the first five games of 2003 . . . Along with his touchdown in the final game of the 2002 season, he scored a touchdown in six straight games . . . That tied a team record for most consecutive games with a touchdown, along with Paul Warfield, who scored a touchdown in six consecutive contests in 1972, and Mark Clayton, who scored in six games in a row over a two-year period, from 1988-89 . . .

DURABILITY: Williams has shown tremendous durability during his career . . . In fact, he enters the 2004 season having started 48 straight games dating back to his first game of 2001 as a New Orleans Saint . . . This streak is tied for the third-longest active starting streak among NFL running backs, along with San Diego's LaDainian Tomlinson . . .

LONGEST ACTIVE STARTING STREAKS AMONG NFL RUNNING BACKS

PLAYER	TEAM(S)	STREAK	YEAR STREAK BEGAN
1. Eddie George	Tennessee	128	1996
2. Curtis Martin	N.Y. Jets	91	1998
3. RICKY WILLIAMS	N.O., MIAMI	48	2001
LaDainian Tomlinson	San Diego	48	2001
5. Fred Taylor	Jacksonville	32	2002

GAME HIGHLIGHTS - VS. HOUSTON (SEPT. 7): Led the Dolphins in rushing with 17 carries for 69 yards and added five receptions for 60 yards and one touchdown, which came on a 35-yard TD pass from Jay Fiedler . . . It marked his lone receiving touchdown of the season . . .

AT N.Y. JETS (SEPT. 14): Led the Dolphins in rushing with 34 carries for 125 yards and one touchdown, which came on a two-yard run . . . Also tied for the team lead in receptions with four catches for 37 yards . . . It was his first 100-yard rushing game of the year, and his 11th as a Dolphin, moving him past Mercury Morris into sole possession of second place for most 100-yard rushing games by a Dolphin . . .

VS. BUFFALO (SEPT. 21): Led the Dolphins in rushing with 42 carries for 153 yards and one touchdown, which came on a one-yard run . . . His 42 rushing attempts set a new team record for most carries, breaking the former club record of 40 rushes by Lamar Smith in an AFC First Round playoff game vs. Indianapolis on December 30, 2000 . . . It also was a new single game career high for Williams, surpassing his former high of 40 carries, which was set on October 31, 1999 vs. Cleveland as a member of the New Orleans Saints . . . His 42 carries, combined with his 34 carries in his previous game against the Jets, gave him a total of 76 rushing attempts in consecutive games, which tied an NFL record set by Earl Campbell of the Houston Oilers, who totaled 76 carries in two straight games in 1981 (37 carries vs. Cincinnati on October 4 and 39 carries vs. Seattle on October 11 that year) . . . In the contest, he moved past Lamar Smith (2,107) and Benny Malone (2,129) into ninth place among the Dolphins' all-time leading rushers . . . For his efforts in that contest he was named as the FedEx Ground NFL Player of the Week . . .

AT JACKSONVILLE (OCT. 12): Topped the Dolphins' rushing chart with 19 carries for 75 yards and one touchdown, which came on a 14-yard run . . . Along with his touchdown in the final game of the 2002 season, it was the sixth straight game he scored a touchdown, tying a team record for most consecutive games with a touchdown, along with Paul Warfield, who scored a touchdown in six straight games in 1972, and Mark Clayton, who scored in six consecutive games over a two-year period, from 1988-89.

VS. WASHINGTON (NOV. 23): Led the Dolphins in rushing with 23 carries for 107 yards and two touchdowns . . . Added two receptions for ten yards . . . It was his fourth 100-yard rushing game of the year, his 14th as a Dolphin, and the 26th of his career . . . His touchdowns came on runs of one and 24 yards, with both coming in the fourth quarter to key a Dolphins comeback . . . His one-yard run came on a fourth and goal situation with the Dolphins trailing 23-10, and his 24-yard TD run came with 4:19 left in the contest to give the Dolphins their final score in a 24-23 come from behind victory . . . It was the first time in 2003 and the 11th time in his career that he had two rushing touchdowns in a game . . .

AT DALLAS (NOV. 27): On Thanksgiving Day, led the Dolphins in rushing with 31 carries for 104 yards and added four receptions for 41 yards . . . It was his fifth 100-yard rushing game of the year and his 15th as a Dolphin, tying Larry Csonka's club all-time mark . . . In addition, Williams went over the 1,000 yard rushing milestone in the contest, his fourth career 1,000-yard rushing season and his second as a Dolphin, as he became only the second player in team history (along with Csonka) to record multiple 1,000-yard rushing seasons . . .

VS. PHILADELPHIA (DEC. 15): In Monday night game, led the Dolphins in rushing with 18 carries for 107 yards and one touchdown, which came on a three-yard run . . . Had a season-long 45-yard run in that contest . . . It was his sixth 100-yard rushing game of the year and his 16th as a Dolphin as he broke Larry Csonka's team record of 15 career 100-yard rushing games . . .

VS. N.Y. JETS (DEC. 28): Led the Dolphins in rushing with 20 carries for 73 yards and one touchdown, which occurred on a 16-yard run . . . Added four catches for a season-high 72 yards, including a 59-yard reception, the longest catch of his career, surpassing his previous long catch of 52 yards that he had on September 15, 2002 at Indianapolis.

2002 – Was acquired by Miami from New Orleans on March 8, 2002 in exchange for a first-round draft choice in 2002 (25th overall) and a conditional third-round pick in 2003 . . . That pick became a first round choice (18th overall) when he reached the 1,500-yard rushing mark in 2002 . . . In the trade, the teams also swapped positions in the fourth round of the 2002 draft . . . Started all 16 games in his first season with the Dolphins . . . Became the first Dolphin to lead the NFL in rushing with 1,853 yards and 16 touchdowns on 383 attempts . . . It marked just the eighth time that a Dolphin reached the 1,000-yard rushing mark in a season, and he became the sixth different player to do it . . . Also caught 47 passes for 363 yards and one touchdown . . . Reception total was second on the squad and yardage figure was fourth . . . 2,216 total yards from scrimmage were second-most in the AFC and in the NFL, trailing only Kansas City's Priest Holmes (2,287) . . . 17 total touchdowns tied for second in the AFC and third in the NFL . . . Was the first Dolphins running back to start all 16 games since Sammie Smith in 1990 . . . Accounted for 103 first downs on the season (89 rushing, 14 receiving), the third-highest figure in the AFC and in the NFL . . . On the year, established seven Dolphins single-season records and two single-game standards in regular season play . . .

RUSHING YARDS, ATTEMPTS & TOUCHDOWNS: In 2002, Williams established the club's single-season records for rushing yards, attempts and touchdowns . . . His 1,853 yards broke Delvin Williams' 14-year old yardage record of 1,258, which he set in 1978 . . . His 383 attempts surpassed the previous mark set by Lamar Smith, who had 313 carries in 2001 . . . His 16 rushing touchdowns were one more than the total that Karim Abdul-Jabbar amassed in 1997 . . .

NFL RUSHING LEADER: Williams became the first Dolphin to lead the NFL in rushing . . . With 1,853 yards, Williams' total was 170 more than San Diego's LaDainian Tomlinson . . .

2002 NFL RUSHING LEADERS

PLAYER	TEAM	YARDS	ATTS.	AVG.	LG	TD
1. RICKY WILLIAMS	MIAMI	1853	383	4.8	631	16
2. LaDainian Tomlinson	San Diego	1683	372	4.5	76	14
3. Priest Holmes	Kansas City	1615	313	5.2	56	21
4. Clinton Portis	Denver	1508	273	5.5	59	15
Travis Henry	Buffalo	1438	325	4.4	34	13

AMONG ALL-TIME NFL RUSHING LEADERS: Williams rushing total was the eighth-highest in NFL annals (now tenth), and the most since Denver's Terrell Davis compiled 2,008 yards in 1998:

HIGHEST SINGLE-SEASON RUSHING TOTALS IN NFL HISTORY

PLAYER	TEAM	YEAR	YARDS	ATTS.	AVG.	LG	TD
1. Eric Dickerson	L.A. Rams	1984	2105	379	5.6	66	14
2. Jamal Lewis	Baltimore	2003	2066	387	5.3	82t	14
3. Barry Sanders	Detroit	1997	2053	335	6.1	82	11
4. Terrell Davis	Denver	1998	2008	392	5.1	70	21
5. O.J. Simpson	Buffalo	1973	2003	332	6.0	80	12
6. Earl Campbell	Houston	1980	1934	373	5.2	55	13
7. Barry Sanders	Detroit	1994	1883	331	5.7	85	7
Ahman Green	Green Bay	2003	1883	355	5.3	98t	15
9. Jim Brown	Cleveland	1963	1863	291	6.4	80	12
10. RICKY WILLIAMS	MIAMI	2002	1853	383	4.8	631	16

In addition, Williams' rushing total is the most by an NFL running back in his first year with a team after changing teams, surpassing the previous mark of 1,555 yards by Kansas City's Priest Holmes in 2001:

MOST RUSHING YARDS BY A VETERAN RUNNING BACK IN THEIR FIRST YEAR WITH A NEW TEAM

PLAYER	YEAR	TEAM	HOW ACQ., PREV. TEAM	YARDS	ATTS.	AVG.	LG	TD
1. RICKY WILLIAMS	2002	MIAMI	TR., N.O.	1853	383	4.8	631	16
2. Priest Holmes	2001	Kansas City	UFA, Balt.	1555	327	4.8	41	8
3. Stephen Davis	2003	Carolina	FA, Wash.	1444	318	4.5	40	8
4. Jerome Bettis	1996	Pittsburgh	Tr., Rams	1431	320	4.5	50t	11
5. Marshall Faulk	1999	St. Louis	Tr., Ind.	1381	253	5.5	58	7

FASTEST TO 1,000 YARDS: Williams reached the 1,000-yard rushing mark with a 143-yard effort against San Diego on November 24 . . . It was the Dolphins' 11th game of the season and he tied Delvin Williams for the fewest number of games needed to reach the 1,000-yard rushing plateau in Dolphins history:

FASTEST DOLPHINS TO 1,000 YARDS RUSHING

PLAYER	YEAR	TOTAL YARDS	GAMES TO 1,000 YARDS
1. RICKY WILLIAMS	2002	1853	11
Delvin Williams	1978	1258	11
3. RICKY WILLIAMS	2003	1372	12
4. Lamar Smith	2000	1139	13
5. Larry Csonka	1971	1051	14
Larry Csonka	1972	1117	14
Mercury Morris	1972	1000	14
Larry Csonka	1973	1003	14

TOTAL YARDS FROM SCRIMMAGE: Williams also shattered the club's single-season mark for total yards from scrimmage with 2,216, a figure that was 766 more than the previous record of 1,450, formerly held by Delvin Williams (1978):

MOST TOTAL YARDS FROM SCRIMMAGE BY A DOLPHIN IN A SEASON

PLAYER	YEAR	RUSH YARDS	REC. YARDS	TOTAL YARDS
1. RICKY WILLIAMS	2002	1853	363	2216
2. RICKY WILLIAMS	2003	1372	351	1723
3. Delvin Williams	1978	1258	192	1450
4. Mark Clayton	1984	35	1389	1424
5. Tony Nathan	1985	667	651	1318

His total in 2002 also ranked second in the NFL, trailing only Kansas City's Priest Holmes:

2002 NFL LEADERS IN TOTAL YARDS FROM SCRIMMAGE

PLAYER	TEAM	RUSH YARDS	REC. YARDS	TOTAL YARDS
1. Priest Holmes	Kansas City	1615	672	2287
2. RICKY WILLIAMS	MIAMI	1853	363	2216
3. LaDainian Tomlinson	San Diego	1683	489	2172
4. Tiki Barber	N.Y. Giants	1387	597	1984
5. Charlie Garner	Oakland	962	941	1903

TOTAL TOUCHDOWNS: Williams amassed 17 total touchdowns in 2002, including 16 on the ground and one receiving . . . His 17 total touchdowns tied for second in the AFC and third in the NFL in 2002:

2002 NFL LEADERS IN TOTAL TOUCHDOWNS

PLAYER	TEAM	TD RUSH	TD PASS	TOTAL TDs
1. Priest Holmes	Kansas City	21	3	24
2. Shaun Alexander	Seattle	16	2	18
3. RICKY WILLIAMS	MIAMI	16	1	17
Clinton Portis	Denver	15	2	17
5. Deuce McAllister	New Orleans	13	3	16

In addition, his touchdown total was one shy of the Dolphins' single-season record of 18, set by Mark Clayton in 1984:

HIGHEST SINGLE-SEASON TOUCHDOWN TOTALS IN DOLPHINS HISTORY

PLAYER	YEAR	TD RUSH	TD PASS	TOTAL TDs
1. Mark Clayton	1984	0	18	18
2. RICKY WILLIAMS	2002	16	1	17
3. Karim Abdul-Jabbar	1997	15	1	16
Lamar Smith	2000	14	2	16
5. Mark Clayton	1988	0	14	14

100-YARD RUSHING GAMES: Williams accounted for ten 100-yard rushing games in 2002, shattering the Dolphins single-season record of five, formerly held by Delvin Williams (1978) . . . This included a season-high 228 yards at Buffalo on December 1, which represents a club single-game record . . . He reached the single-season mark when he accounted for 143 yards and two touchdowns on 29 attempts in a 30-3 win over San Diego on November 24 at Pro Player Stadium, his sixth 100-yard rushing game of the year . . . Williams also became the first player in club history to produce more than two 100-yard rushing games in a row, having accomplished the feat on two occasions . . . He went over the 100-yard barrier in each of the first three games of the year, and put together five straight such performances in games 10-14 . . .

200-YARDS RUSHING: Williams had two 200-yard rushing games on the season . . . This included a 228-yard effort at Buffalo on December 1, marking a new career-high and establishing the Dolphins' single-game record, as he eclipsed the old mark of 209, first set by Lamar Smith in a First-Round Playoff game against Indianapolis on December 30, 2000 . . . It was the first 200-yard rushing game by a Dolphin in the regular season . . . The previous regular season record was 197 yards by Mercury Morris against New England on September 30, 1973 . . . The following week in a Monday night game against Chicago, he amassed 216 yards rushing . . . Williams now owns each of the top two single-game rushing totals, and three of the top four regular season (three of the top five, including playoffs) marks in Dolphins history:

HIGHEST SINGLE-GAME RUSHING TOTALS BY A DOLPHIN

PLAYER	YARDS	ATTS.	AVG.	LG	TDS	DATE, OPPONENT
1. RICKY WILLIAMS	228	29	8.4	55t	2	12/1/02, AT BUF.
2. RICKY WILLIAMS	216	31	7.0	63t	2	12/9/02, VS. CHI.
3. Lamar Smith	209	40	5.2	24	2	12/30/00, vs. Ind.*
4. Mercury Morris	197	15	13.1	70t	3	9/30/73, vs. N.E.
5. RICKY WILLIAMS	185	31	6.0	30	2	12/29/02, at N.E.

* Playoff game

CONSECUTIVE GAME RUSHING TOTALS: With 228 yards at Buffalo on December 1 and 216 yards the following week against Chicago on December 9, Williams' two-game rushing total of 444 yards is the most in Dolphins history, and he owns each of the top four figures in this category in club annals:

HIGHEST TWO-GAME RUSHING TOTALS IN DOLPHINS HISTORY

PLAYER	GAME 1 TOTAL	GAME 2 TOTAL	2-GAME TOTALS
1. RICKY WILLIAMS	27-228 (AT BUF., 12/1/02)	31-216 (VS. CHI., 12/9/02)	58-444
2. RICKY WILLIAMS	29-143 (VS. S.D., 11/24/02)	27-228 (AT BUF., 12/1/02)	56-371
3. RICKY WILLIAMS	31-216 (VS. CHI., 12/9/02)	27-101 (VS. OAK., 12/15/02)	58-317
4. RICKY WILLIAMS	24-132 (AT IND., 9/15/02)	24-151 (VS. NYJ, 9/22/02)	48-283
5. Bernie Parmalee	30-150 (vs. Raid., 10/16/94)	25-123 (at N.E., 10/30/94)	55-273

With his performance against the Bears, Williams became just the third player, (4th time) in league history to amass consecutive 200-yard rushing games, joining Hall of Famers O.J. Simpson and Earl Campbell . . .

NFL PLAYERS WITH BACK-TO-BACK 200-YARD RUSHING GAMES

PLAYER	TEAM	GAME 1 TOTAL	GAME 2 TOTAL
O.J. Simpson	Buff.	22-219, vs. N.E. 12/9/73	34-200, vs. NYJ 12/16/73
O.J. Simpson	Buff.	29-273, vs. Det., 11/25/76	24-203, vs. Mia. 12/5/76
Earl Campbell	Hou.	33-203, vs. T.B. 10/19/80	27-202, vs. Cin. 10/26/80
RICKY WILLIAMS	MIAMI	27-228, AT BUF. 12/1/02	31-216, VS. CHI. 12/9/02

In addition, his two-game rushing total of 444 also is the fourth-highest in NFL history:

HIGHEST TWO-GAME RUSHING TOTALS IN NFL HISTORY

PLAYER	TEAM, YEAR	GAME 1 TOTAL	GAME 2 TOTAL	TWO-GAME TOTAL
1. O.J. Simpson	Buffalo, 1976	29-273 (at Det., 11/25)	24-203 (at Mia., 12/5)	53-476
2. W. Payton	Chicago, 1977	33-192 (vs. K.C., 11/13)	40-275 (vs. Min., 11/20)	73-467
3. M. Anderson	Denver, 2000	30-195 (at Sea., 11/26)	37-251 (at N.O., 12/3)	67-446
4. R. WILLIAMS	MIAMI, 2002	27-228 (AT BUF., 12/1)	31-216 (VS. CHI., 12/9)	58-444

Williams' three-game rushing total of 587 yards from games 11-13 (143 yards vs. San Diego, 11/24) not only is the highest in Dolphins history, but it ranks third in the NFL record books . . .

HIGHEST THREE-GAME RUSHING TOTALS IN NFL HISTORY

PLAYER	TEAM, YEAR	GAME 1 TOTAL	GAME 2 TOTAL	GAME 3 TOTAL	THREE-GAME TOTAL
1. O.J. Simpson	Buffalo, 1976	29-273 (12)	24-203 (13)	28-171 (14)	81-647
2. W. Payton	Chicago, 1977	33-192 (9)	40-275 (10)	20-137 (11)	93-604
3. R. WILLIAMS	MIAMI, 2002	29-143 (11)	27-228 (12)	31-216 (13)	87-587

LONG PLAYS: Williams erupted for numerous long plays during the course of the season, having accounted for four of the six longest plays from scrimmage by the Dolphins in 2002 . . . In addition in 2002, Williams accounted for each of the four longest plays from scrimmage of his four-year NFL career to that point, and currently five of the top ten . . . Overall on the year, he had 23 runs of 15 yards or longer and two receptions of 25 yards or longer . . . On the year, Williams also had seven runs of 30 yards or longer, tied for the most in the NFL, along with the Giants' Tiki Barber:

LONGEST PLAYS FROM SCRIMMAGE IN RICKY WILLIAMS' CAREER

DATE	OPPONENT	DISTANCE	PLAY
1. 12/9/02	vs. Chicago	63t	Run
2. 12/28/03	vs. N.Y. Jets	59	Reception
3. 12/1/02	at Buffalo	55t	Run
4. 9/22/02	vs. N.Y. Jets	53t	Run
5. 9/15/02	at Indianapolis	52	Reception
6. 10/14/01	at Carolina	46	Run
7. 12/1/02	at Buffalo	45t	Run
12/15/03	vs. Philadelphia	45	Run
9. 12/2/01	vs. Carolina	42	Reception
10. 9/30/01	at N.Y. Giants	41	Reception

PLAYER OF THE WEEK/MONTH: During the course of the 2002 season, Williams was named AFC Offensive Player of the Week on two occasions, the second and third times in his career that he has come away with an NFL weekly honor . . . His first AFC Offensive Player of the Week honor came for the games of November 24-25, following his performance against San Diego on November 24 in which he led the Dolphins with 29 carries for 143 yards and two touchdowns and added two catches for eight yards . . . It marked the first time that a Dolphin was named AFC Offensive Player of the Week in the regular season since the 2000 season-opener when running back Lamar Smith earned that honor against Seattle . . . He also was named as AFC Offensive Player of the Week for the games of December 8-9, following his

performance in a Monday night win over Chicago on December 9, in which he rushed for 216 yards and two touchdowns on 31 carries . . . He became just the third Dolphin to earn AFC Offensive Player of the Week accolades two or more times in the same season during the regular season, joining quarterback Dan Marino, who did it on five occasions (1984, 1985, 1988, 1989, 1999) and quarterback Scott Mitchell, who won the honor twice in 1993 . . . Williams' first weekly award of his career occurred in 2001 as a member of the Saints when he was named NFC Offensive Player of the Week in the season's fourth week as he rushed for 136 yards and a touchdown on 30 carries and caught five passes for 42 yards in a win against Minnesota . . . In addition, Williams was named NFC Offensive Player of the Month for October, 2001 as a member of the Saints, when he rushed for 411 yards and two touchdowns on 99 carries, and caught 22 passes for 157 yards in four games . . .

PRO BOWL: Was one of seven Dolphins selected to the 2002 AFC Pro Bowl team, the most in the AFC . . . It marked his first career Pro Bowl appearance . . . He became the first Dolphins running back to be named to the Pro Bowl since Andra Franklin was chosen in 1982 (Keith Byars was selected as a fullback in 1993) . . . Overall, Williams became the sixth running back in team history chosen to the Pro Bowl, along with Byars (1993), Larry Csonka (1970-74), Franklin (1982), Mercury Morris (1971-73), and Delvin Williams (1978) . . . In the AFC's 45-20 victory, led the squad in rushing with 56 yards and two touchdowns on 11 carries . . . Added three receptions for 18 yards and a forced fumble on special teams . . . For his efforts, was named the game's MVP, becoming the second player in Dolphins history to earn the honor, joining kicker Garo Yepremian, who was named MVP of the 1974 Pro Bowl . . .

POSTSEASON HONORS: Following the season, Williams earned All-Pro status from virtually every media outlet . . . He was a first-team selection by the Associated Press, Pro Football Weekly, Football Digest, The Sporting News and College & Pro Football Newsweekly . . . Also was named to the "All-Iron" Team as selected by CBS-TV analyst Phil Simms . . .

GAME HIGHLIGHTS – VS. DETROIT (SEPT. 8): In his Dolphins debut, rushed for 111 yards and two touchdowns on 20 attempts, marking the 13th 100-yard rushing game of his career . . . Did not play at all in the fourth quarter as the Dolphins held a 42-14 lead entering the final period . . . His touchdowns came on runs of one and two yards . . . It marked the 12th 100-yard rushing game by a Dolphin in a season-opener and was the ninth-highest by a Dolphin on opening day . . . It also was the fifth-best rushing total by a Dolphin in his debut with the team . . . His two rushing touchdowns and his two overall touchdowns both were tied for the second highest single-game total of his career . . .

AT INDIANAPOLIS (SEPT. 15): Accounted for back-to-back 100-yard rushing games with 132 yards on 24 carries . . . Also caught two passes for a team-high 62 yards . . . This included a season-long 52-yard reception and a ten-yard TD pass from Jay Fiedler . . . It marked the first time a Dolphin posted consecutive 100-yard rushing games since 1994 when Bernie Parmalee had two straight 100-yard rushing games on October 16 (150 yards vs. the L.A. Raiders) and October 30 (123 yards at New England) . . . It was the tenth time in team history a Dolphins running back had back-to-back 100-yard rushing games . . . His receiving touchdown, along with Rob Konrad's nine-yard scoring catch from Fiedler, marked the first time two Dolphins running backs had at least one touchdown reception in the same game since December 12, 1988 against Cleveland, when Jim Jensen and Lorenzo Hampton each caught a touchdown pass from Dan Marino . . .

VS. N.Y. JETS (SEPT. 22): Rushed for 151 yards and a touchdown on 24 attempts, and caught two passes for 23 yards in the Dolphins' 30-3 victory . . . It marked the 15th 100-yard rushing game of his career as he became the first Dolphin in club history to rush for 100 yards in three consecutive games . . . His 53-yard run in the game was the longest of his career to that point and now is the third-longest . . . Coupled with his 132 yards rushing the previous week at Indianapolis, his 283 yards rushing in those two contests was the most by a Dolphin in back-to-back games to that point, breaking the former team record of 273 yards rushing in consecutive games that was set by Bernie Parmalee in 1994 (150 yards rushing on Oct. 16, 1994 vs. L.A. Raiders and 123 yards rushing on Oct. 30, 1994 at New England) . . . Williams also had 110 yards rushing in the second half of the game, becoming the first Dolphin to rush for 100 or more yards in a half since Lamar Smith had 109 yards rushing in the first half against the Jets on October 23, 2000 in New York . . .

VS. BALTIMORE (NOV. 17): Rushed for 102 yards on 26 attempts and two touchdowns . . . Led the Dolphins in receiving as well with five catches for 28 yards . . . It was his fifth 100-yard rushing game of the season (17th of career), as he tied Delvin Williams' club single-season record for most 100-yard rushing games first set in 1978 . . . His touchdowns came on runs of two and four yards . . . The two rushing touchdowns and his two overall touchdowns both tied for the second highest single-game total of his career . . . It was the third time on the season and the sixth time in his career that he had two rushing touchdowns in a game . . . For Williams, it began a streak of four straight games with a pair of rushing touchdowns . . .

VS. SAN DIEGO (NOV. 24): Rushed for 143 yards and two touchdowns on 29 carries and caught two passes for eight yards . . . His touchdowns came on runs of one and 12 yards . . . It was his sixth 100-yard rushing game of the season (18th of career), as he eclipsed Delvin Williams' team single-season record of five, which had been set in 1978 . . . In addition, Ricky Williams went over the 1,000 yard rushing mark for the season in the contest, reaching that plateau in 11 games, tying Delvin Williams for the fewest games in a season to reach 1,000 yards rushing; Delvin Williams reached 1,000 yards rushing in 11 games in 1978 . . . His two rushing touchdowns and his two overall touchdowns both tied for the second highest single-game total of his career . . . It was the fourth time on the season and the seventh time in his career that he had two rushing touchdowns in a game . . . For his efforts in that contest, Williams was named AFC Offensive Player of the Week for games of November 24-25 . . .

AT BUFFALO (DEC. 1): Turned in the most prolific rushing day in Dolphins history with 228 yards and two touchdowns on 27 attempts . . . His rushing total represents the highest single-game rushing total of his career, breaking his former single-game best of 179 yards rushing on 40 carries on October 31, 1999 against Cleveland as a member of the New Orleans Saints . . . It also was a new Dolphins record for most yards rushing in a single game, breaking the overall club record of 209 yards on 40 carries, set by Lamar Smith on December 30, 2000 against Indianapolis in an AFC First-Round Playoff game, and breaking the Dolphins regular season single-game rushing record, set by Mercury Morris with 197 yards rushing on 15 carries on September 30, 1973 against New England . . . It also was the second highest single-game rushing total in a loss in NFL history, surpassed only by O. J. Simpson's 273 yards rushing on November 25, 1976 as a member of the Buffalo Bills in their 27-14 loss at Detroit . . . Williams also set a new Dolphins single-season rushing record, breaking Delvin Williams' former club record of 1,258 yards that he set in 1978 . . . In that contest, Ricky Williams had 121 yards rushing in the first half, marking the second time in 2002 that he surpassed the 100-yard rushing mark in one half . . . He then had 107 yards rushing in the second half of the game, marking the third time in '02 that he recorded 100 or more yards rushing in a half . . . In addition, his total of 224 yards rushing after three quarters is the highest rushing total in NFL history after three quarters of play . . . It was his seventh 100-yard rushing game of the season and the 19th of his career . . . His touchdowns came on a 45-yard run on the Dolphins' first play from scrimmage and a 55-yard run in the third quarter . . . The 55-yard run is the second-longest run of his career and the 45-yard scamper is tied for the fourth-longest . . . It marked the fifth time in 2002 and the eighth time in his career that he had two rushing touchdowns in a game . . .

VS. CHICAGO (DEC. 9): In a Monday night win over Chicago, rushed for 216 yards and two touchdowns on 31 carries, marking his second consecutive 200-yard rushing performance and the fourth straight game in which he posted a pair of rushing scores . . . His touchdowns came on runs of 15 and 63 yards . . . The 63-yard run marked a career-long . . . His rushing total represents the second highest single-game rushing total of his career and the second highest single-game total in Dolphins history . . . It was the second highest single-game rushing figure in Monday Night Football history, surpassed only by the 221 yards by the Raiders' Bo Jackson on November 30, 1987 at Seattle . . . It also was the most yards rushing by an individual against the Bears in that team's history . . . It was his fourth straight 100-yard rushing game, setting a new club record for most consecutive 100-yard rushing games . . . Overall, it was his eighth 100-yard rushing game of the season and the 20th of his career . . . It was the sixth time in '02 and the ninth time in his career that he had two rushing touchdowns in a game . . . For his efforts, Williams was named AFC Offensive Player of the Week for the games of December 8-9 . . .

VS. OAKLAND (DEC. 15): Put together his fifth consecutive 100-yard rushing game by compiling 101 yards on 27 attempts . . . It was his ninth 100-yard rushing game of the season and the 21st of his career . . . Also had five receptions for 39 yards . . . In the contest, surpassed Lamar Smith as the club's single-season leader for most rush attempts, which Smith had set in 2001 with 313 . . . Did not have a touchdown, snapping his string of four straight games with a score . . .

AT NEW ENGLAND (DEC. 29): Rushed for 185 yards and two touchdowns on 31 attempts . . . Added two receptions for seven yards . . . His 185 yards rushing is the fourth-highest single game rushing total in Dolphin history (fifth, including playoffs) . . . It was his tenth 100-yard rushing game of the season and the 22nd of his career . . . The ten 100-yard games in a career tied him with Mercury Morris for the second-most ever by a Dolphin . . . In the game he set a new Dolphins club record for most rushing touchdowns in a season . . . He tied the mark of 15, first set by Karim Abdul-Jabbar in 1997, with his eight-yard run in the first quarter . . . He set the record with a 14-yard TD in the second quarter . . . It was the seventh time in '02 and the tenth time in his career that he had two rushing touchdowns in a game.

2001 – Started all 16 games in which he played with the Saints . . . Rushed for 1,245 yards and six touchdowns on 313 carries, and caught 60 passes for 511 yards and one score . . . It marked the seventh 1,000-yard rushing season in Saints history, and the first time it had been achieved in back-to-back seasons . . . He joined George Rogers (1981, 1983) as the only players in Saints history to rush for 1,000 yards two times (now three) . . . Rushing total was the fourth-highest single-season total in Saints history at the time (now sixth) . . . It also ranked fourth in the NFC and eighth in the NFL in '01 . . . Was third in the NFC and fifth in the NFL with 1,756 total yards from scrimmage . . . Reception total was the second-most by a running back in Saints history, trailing only the 74 catches by Tony Galbreath in 1978 . . . Reception figure also tied for 19th in the NFC and tied for sixth among conference running backs . . . Totaled 77 first downs on the year (58 rushing, 19 receiving), fourth in the NFC and tied for eighth in the NFL . . . Rushed for 136 yards and a touchdown on 30 attempts and caught five passes for 42 yards vs. Minnesota (10/7) in the Saints' 28-15 victory . . . For his efforts, was named the NFC Offensive Player of the Week for the first time in his career . . . The following week at Carolina, compiled 147 yards rushing and a score on 31 carries, and tallied four receptions for 31 yards in a 27-25 win . . . Had a season-long 46-yard run in the game . . . Score came on a one-yard TD run as time expired to provide New Orleans with the winning margin . . . Had 51 yards rushing on 21 carries while tying a career-high with nine receptions for 65 yards vs. Atlanta (10/21) . . . In four games during the month of October, totaled 411 yards rushing and two touchdowns on 99 attempts (4.2 avg.) and caught 22 passes for 157 yards . . . For his performance, was named NFC Offensive Player of the Month . . . Rushed for 121 yards on 24 carries and had three receptions for 52 yards at San Francisco (11/11), as he surpassed Mario Bates for sixth on the club's all-time rushing list . . . Ran for 120 yards, including a 14-yard TD, on 28 carries, and had four receptions for 48 yards the week afterwards vs. Indianapolis (11/18) . . . Rushed 27 times for 102 yards and had four receptions for 72 yards, including a season-long 42-yard catch, vs. Carolina (12/2), as he moved ahead of Tony Galbreath into fifth on the Saints' career rushing chart . . . In just three years with the Saints, compiled 3,129 yards rushing, good for fifth on the team's all-time rushing chart.

2000 – Started all ten games in which he played . . . Missed each of the final six games of the year with a broken left ankle . . . Rushed for 1,000 yards and eight touchdowns on 248 attempts and caught 44 passes for 409 yards and one score . . . It marked the sixth 1,000-yard rushing season in Saints history, and he became just the fifth different player to accomplish the feat . . . Rushing total ranked 12th in the NFC and 23rd in the NFL . . . At the time of his injury, with six games still to play, his 1,000 rushing yards were second-most in the NFC while his 1,409 total yards from scrimmage also were second in the conference . . . At San Diego (9/10), rushed for 50 yards on 24 attempts and caught four passes for 27 yards, including a 13-yard TD catch from Jeff Blake for his first NFL touchdown reception . . . Rushed for 107 yards on 23 carries the following week at Seattle (9/17), commencing a string of five games in a row in which he reached the 100-yard rushing mark . . . Tied a team mark by rushing for 128 yards and a touchdown on 30 carries at Chicago (10/8), his third straight 100-yard rushing effort, tying George Rogers (1981), Wayne Wilson (1983) and Dalton Hilliard (1989) for that honor . . . In addition, the Bears game marked the first of five in a row that he tallied a rushing touchdown . . . Rushed 38 times for 144 yards and two touchdowns, and had three receptions for 35 yards vs. Carolina (10/15), as he established the club record for consecutive 100-yard rushing games at four . . . Also had a 34-yard completion to Keith Poole in the Panthers contest, his first NFL completion . . . The week afterwards at Atlanta (10/22), ran for a season-high 156 yards and three touchdowns on 29 carries, as he registered his fifth straight 100-yard rushing game . . . The three rushing touchdowns tied a club record that had previously been achieved by six others, most recently by Mario Bates at L.A. Rams on December 4, 1994 . . . Although the streak ended the following week at Arizona (10/29) with 54 yards rushing and a TD on 21 attempts, turned in the best receiving day of his career with nine catches for 92 yards . . . Rushed for 81 yards and a touchdown on 27 carries vs. San Francisco (11/5) . . . The score came on a one-yard run in the second quarter, marking the fifth straight game in which he had a rushing touchdown, tying the club record first set by Hilliard in 1989 . . . Compiled 93 yards on 16 attempts at Carolina (11/12) . . . Final carry was a two-yard run in the fourth quarter as he reached 1,000 yards rushing for the season . . . Sustained a broken left ankle on the play and was inactive each of the final six regular season games and NFC Wild Card Playoff game vs. St. Louis (12/30) . . . Saw limited action in a reserve role in Divisional Playoff contest at Minnesota (1/6/01) . . . Had six carries for 14 yards and one reception for two yards.

1999 – Started all 12 games in which he played as a rookie . . . Rushed for 884 yards and two touchdowns on 253 attempts and caught 28 passes for 172 yards . . . It stands as the third-best rushing figure by a rookie in Saints history, trailing only the 1,674 yards by George Rogers

in 1981 and the 1,353 yards by Rueben Mayes in 1986 . . . It was the tenth-highest rushing total in the NFC and 20th in the NFL in 1999 . . . It was the most by a rookie in the NFC and third-most among NFL rookies, trailing only Indianapolis' Edgerrin James (1,553) and Denver's Olandis Gary (1,159) . . . First career 100-yard rushing game occurred in his sixth NFL game when he rushed for 111 yards on 25 attempts at N.Y. Giants (10/24) . . . In the process, became the first Saints rookie to rush for 100 yards since Mario Bates had 141 yards on 22 carries vs. Atlanta on November 13, 1994 . . . Followed up that performance by registering 179 yards on 40 carries vs. Cleveland (10/31), marking the third-highest single-game rushing total in Saints history and the second-best by a rookie . . . His 40 attempts represented a new club single-game best, as he surpassed the previous mark of 35, held by both Earl Campbell (at Minnesota, 11/24/85) and Dwight Beverly (at St. Louis, 10/11/87) . . . Became the first Saint since Bates in 1995 to account for 100 rushing yards in consecutive games . . . First-round draft choice (5th overall) by New Orleans in 1999 with a choice obtained from Washington in a draft-day trade-up, in which the Saints surrendered their six remaining picks in the 1999 draft, and first- and third-round draft choices in 2000.

COLLEGE

Started 46 of the 48 games in which he played during his four-year career for the Longhorns (1995-98) . . . Played fullback his first two years before shifting to tailback for his final two seasons . . . Rushed for 6,279 yards and 72 touchdowns on 1,011 carries and caught 85 passes for 927 yards and three scores . . . Finished his collegiate career as the owner of 20 NCAA rushing records, including most rushing yards (6,279), all-purpose yards (7,206), highest average per carry (6.2), rushing touchdowns (72), total touchdowns scored (75), 200-yard rushing games (11; tied Marcus Allen of Southern California (1978-81) for points scored (452), games with a touchdown (33) and games with two or more scores (21) . . . Also finished with 44 school records . . . Rushing total now ranks second in NCAA history, trailing only former University of Wisconsin star and current New York Giant Ron Dayne (6,397) . . . Averaged 182.5 yards rushing a game over his final two seasons . . . Had at least one reception in 41 of 46 career regular season games . . . As a senior in 1998, rushed for a career-best 2,124 yards and 27 touchdowns on 361 attempts . . . Was a unanimous All-America and All-Big 12 Conference first-team choice . . . Was the recipient of the Heisman Trophy, Maxwell Award, Walter Camp Foundation Player of the Year Award, the first-ever Associated Press National Player of the Year Award, Football News' Offensive Player of the Year Trophy and The Sporting News Player of the Year Award . . . Became the first player to earn back-to-back Doak Walker Award honors (given to nation's top running back) in 1998 . . . Also was named the conference's Offensive Player of the Year . . . Became the eighth player in the history of college football to rush for more than 2,000 yards in a single season . . . Rushing total ranked fifth on the Division I-A season-record list . . . His 27 TDs ranked third on the NCAA season-record list . . . Set NCAA records with two 300-yard rushing games, and 668 rushing yards and 11 TDs during a two-game period . . . Reached the 200-yard rushing mark five times during the regular season in addition to the Cotton Bowl . . . Against Rice, ran for 318 yards and six TDs (31, 16, 17, 29, 27 and 41 yards), adding 32 yards on four catches . . . Followed with 350 yards on 37 carries with five scores, including a 68-yarder against Iowa State . . . To honor former Heisman Trophy winner Doak Walker, Williams chose to wear uniform No. 37 on October 10, 1998 against Oklahoma at the Cotton Bowl . . . Williams rushed for 139 yards and two touchdowns on 31 carries in the Longhorns' 34-3 victory over the Sooners . . . Ran for 1,893 yards and 25 touchdowns on 279 attempts and had 20 receptions for 150 yards as a junior in 1997 . . . Was a consensus All-America and All-Big 12 Conference first-team choice . . . Was the winner of the Doak Walker Award . . . Finished fifth in voting for Heisman Trophy . . . Was the Big 12 Offensive Player of the Year . . . Led the nation in rushing (172.1 yards per game) , and scoring (13.8 points per game) . . . Ranked second in the country with an average of 185.7 all-purpose yards per game . . . Rushing total set the school's single-season mark formerly held by Earl Campbell (1,744 yards in 1977) . . . Attained the 1,000-yard rushing mark on just his 168th carry, reaching that plateau faster than any back in Longhorn history . . . Rushed for 200 or more yards in a game on six occasions . . . Compiled 1,272 yards rushing and 12 touchdowns on 205 carries, and caught 25 passes for 291 yards and a pair of scores in 1996 . . . Was a first-team All-Big 12 Conference pick . . . As a freshman in 1995, rushed for 990 yards and eight touchdowns on 166 carries and tallied 16 receptions for 224 yards . . . Broke Earl Campbell's Texas freshman rushing record (928 yards in 1974) . . . Was an All-Southwest Conference second-team pick . . . Shared SWC Offensive Newcomer of the Year honors with teammate Shon Mitchell . . . Majored in elementary education.

PERSONAL

Has a daughter, Marley, and a son, Prince . . . Was a USA Today All-America honorable mention selection and "Best of the West" pick by the Long Beach Press-Telegram as a senior at Patrick Henry High School in San Diego, Calif. . . . Was named the Offensive Player of the Year by the San Diego Union-Tribune as a senior, as he rushed for 2,099 yards and 25 TDs, en route to adding All-State accolades . . . Also played linebacker . . . Concluded his prep career with 4,129 yards and 55 TDs . . . Was an All-State and All-League pick as an outfielder in baseball . . . Batted .340 with 26 stolen bases as a senior and .333 with 31 stolen bases as a junior . . . Wrestled in the heavyweight division and also ran track, where he qualified for the state finals in the 400-meter relays . . . Following high school, was selected in the eighth round of the 1995 draft as an outfielder by the Philadelphia Phillies . . . Taken in the 1998 Rule V Draft by the Montreal Expos, who then sold his rights to the Texas Rangers . . . Played four years (1995-98) at the Class A level in the Phillies' minor league system . . . At the University of Texas, earned academic accolades from the Big 12 Commissioner's Office and Texas Athletic Director's Honor Roll . . . Was a member of the American Football Coaches Association "Good Works" Team . . . Has a twin sister, Cassie, who graduated from Texas in May 2000 . . . Recently formed the "Run Ricky Run Foundation", whose goal is the overall development of children with a specific emphasis on mentoring and educational opportunities for at-risk and less fortunate youths . . . Has held a charity golf tournament the past two offseasons, which benefitted the Humane Society of Greater Miami in 2003 and his foundation this past year . . . Also annually holds a "School Supply Drive", in which he donates supplies to local schools . . . During the 2003 offseason, had a small role in the Farrelly brothers movie "Stuck on You", which was filmed in Miami . . . During the week prior to Super Bowl XXXVII, coached a Pop Warner Football team in San Diego against a team coached by rap star Snoop Dogg . . . Enjoys photography in spare time . . . Full name is Errick Lynne Williams, born May 21, 1977 in San Diego, Calif.

RICKY WILLIAMS' NFL REGULAR SEASON STATISTICS

YEAR	TEAM	G-S	ATT.	RUSHING				NO.	RECEIVING			
				YDS.	AVG.	LG	TD		YDS.	LG	TD	
1999	New Orleans	12-12	253	884	3.5	25	2	28	172	29	0	
2000	New Orleans	10-10	248	1000	4.0	261	8	44	409	24	1	
2001	New Orleans	16-16	313	1245	4.0	46	6	60	511	42	1	
2002	Miami	16-16	383	1853	4.8	63†	16	47	363	52	1	
2003	Miami	16-16	392	1372	3.5	45	9	50	351	59	1	
5-YEAR TOTALS		70-70	1589	6354	4.0	63†	41	229	1806	59	4	
MIAMI TOTALS		32-32	775	3225	4.2	63†	25	97	714	59	2	

RICKY WILLIAMS' NFL PLAYOFF STATISTICS

YEAR	TEAM	G-S	ATT.	RUSHING				NO.	RECEIVING			
				YDS.	AVG.	LG	TD		YDS.	LG	TD	
2001	New Orleans	1-0	6	14	2.3	7	0	1	2	2	0	

ADDITIONAL STATS

Passing: 0-1 in 1999; 1-1, 34 yards in 2000 for total of 1-2 for 34 yards

SINGLE-GAME HIGHS

Most Rushing Yards:	228	at Buffalo, 12/1/02
	216	vs. Chicago, 12/9/02
	185	at New England, 12/29/02
	179	vs. Cleveland, 10/31/99
	156	at Atlanta, 10/22/00
Most Rush Attempts:	42	vs. Buffalo, 9/21/03
	40	vs. Cleveland, 10/31/99
	38	vs. Carolina, 10/15/00
	36	vs. New England, 10/6/02
	36	vs. Baltimore, 11/16/03

Most Rushing TDs:	3 at Atlanta, 10/22/00 2 ten times (last: vs. Washington, 11/23/03)
Long Runs:	63t vs. Chicago, 12/9/02 55t at Buffalo, 12/1/02 53t vs. N.Y. Jets, 9/22/02 46 at Carolina, 10/14/01 45t at Buffalo, 12/1/02 45 vs. Philadelphia, 12/15/03
Most Receptions:	9 at Arizona, 10/29/00 9 vs. Atlanta, 10/21/01 7 vs. Philadelphia, 9/24/00 7 at Kansas City, 9/29/02 6 at Tennessee, 11/9/03
Most Receiving Yards:	92 at Arizona, 10/29/00 72 vs. Carolina, 12/2/01 72 vs. N.Y. Jets, 12/28/03 65 vs. Atlanta, 10/21/01 62 at Indianapolis, 9/15/02
Most TD Receptions:	1 four times (last: vs. Houston, 9/7/03)
Long Receptions:	59 vs. N.Y. Jets, 12/28/03 52 at Indianapolis, 9/15/02 42 vs. Carolina, 12/2/01 41 at N.Y. Giants, 9/30/01 35t vs. Houston, 9/7/03
Most Total Yards From Scrimmage:	235 at Buffalo, 12/1/02 216 vs. Chicago, 12/9/02 193 at Atlanta, 10/22/00 192 at New England, 12/29/02 187 vs. Cleveland, 10/31/99
Most Total TDs:	3 at Atlanta, 10/22/00 2, ten times (last: vs. Washington, 11/23/03)

100-YARD RUSHING GAMES (29)

DATE	OPPONENT	NO.	YDS.	AVG.	LG	TD
10/24/99	at N.Y. Giants	24	111	4.6	25	0
10/31/99	Cleveland	40	179	4.5	19	0
9/17/00	at Seattle	23	107	4.7	15	0
9/24/00	Philadelphia	20	103	5.2	22	0
10/8/00	at Chicago	30	128	4.3	15	1
10/15/00	Carolina	38	144	3.8	18	2
10/22/00	at Atlanta	29	156	5.4	26t	3
10/7/01	Minnesota	30	136	4.5	17	1
10/14/01	at Carolina	31	147	4.7	46	1
11/11/01	at San Francisco	24	121	5.0	18	0
11/18/01	Indianapolis	28	120	4.3	16	1
12/2/01	Carolina	27	102	3.8	15	0
9/8/02	Detroit	20	111	5.6	37	2
9/15/02	at Indianapolis	24	132	5.5	19	0
9/22/02	N.Y. Jets	24	151	6.3	53t	1
10/6/02	New England	36	105	2.9	12	0
11/17/02	Baltimore	26	102	3.9	18	2
11/24/02	San Diego	29	143	4.9	19	2
12/1/02	at Buffalo	27	228	8.4	55t	2
12/9/02	Chicago	31	216	7.0	63t	2
12/15/02	Oakland	27	101	3.7	16	0
12/29/02	at New England	31	185	6.0	30	2
9/14/03	at N.Y. Jets	34	125	3.7	22	1
9/21/03	vs. Buffalo	42	153	3.6	21	1
11/16/03	vs. Baltimore	36	105	2.9	16	0

100-YARD RUSHING GAMES (Cont'd)

DATE	OPPONENT	NO.	YDS.	AVG.	LG	TD
11/23/03	vs. Washington	23	107	4.7	24t	2
11/27/03	at Dallas	31	104	3.4	15	0
12/15/03	vs. Philadelphia	18	107	5.9	45	1
12/21/03	at Buffalo	29	111	3.8	22	0

1999 GAME-BY-GAME STATISTICS (New Orleans)

DATE	OPPONENT	P/S	RUSHING				RECEIVING				W/L	SCORE
			ATT.	YDS.	LG	TD	NO.	YDS.	LG	TD		
9/12	CAROLINA	S	10	40	8	0	0	0	0	0	W	19-10
9/19	at San Francisco	S	22	80	15	0	3	5	8	0	L	21-28
10/03	at Chicago	S	21	84	19	0	1	10	10	0	L	10-14
10/10	ATLANTA	S	19	53	24	0	3	16	7	0	L	17-20
10/17	TENNESSEE	S	17	35	7	0	0	0	0	0	L	21-24
10/24	at N.Y. Giants	S	24	111	25	0	1	-9	-9	0	L	3-31
10/31	CLEVELAND	S	40	179	19	0	3	8	4	0	L	16-21
11/7	TAMPA BAY	S	14	41	14	0	4	22	9	0	L	16-31
11/14	SAN FRANCISCO	S	30	99	13	0	3	57	29	0	W	24-6
11/21	at Jacksonville	S	19	94	20	2	2	27	14	0	L	23-41
11/28	at St. Louis		INACTIVE								L	12-43
12/5	at Atlanta		DID NOT PLAY								L	12-35
12/12	ST. LOUIS		INACTIVE								L	14-30
12/19	at Baltimore		INACTIVE								L	8-31
12/24	DALLAS	S	23	61	17	0	3	31	14	0	W	31-24
1/2/00	at Carolina	S	14	7	7	0	5	5	10	0	L	13-45
1999 TOTALS			12-12	253	884	25	2	28	172	29	0	3-13

2000 GAME-BY-GAME STATISTICS (New Orleans)

DATE	OPPONENT	P/S	RUSHING				RECEIVING				W/L	SCORE
			ATT.	YDS.	LG	TD	NO.	YDS.	LG	TD		
9/3	DETROIT	S	20	84	19	0	4	29	17	0	L	10-14
9/10	at San Diego	S	24	50	13	0	4	27	13t	1	W	28-27
9/17	at Seattle	S	23	107	15	0	5	35	12	0	L	10-20
9/24	PHILADELPHIA	S	20	103	22	0	7	52	21	0	L	7-21
10/8	at Chicago	S	30	128	15	1	4	57	18	0	W	31-10
10/15	CAROLINA	S	38	144	18	2	3	35	19	0	W	24-6
10/22	at Atlanta	S	29	156	26t	3	4	37	13	0	W	21-19
10/29	at Arizona	S	21	54	11	1	9	92	19	0	W	21-10
11/5	SAN FRANCISCO	S	27	81	10	1	2	17	15	0	W	31-15
11/12	at Carolina	S	16	93	19	0	2	28	24	0	W	20-10
11/19	OAKLAND		INACTIVE								L	22-31
11/26	at St. Louis		INACTIVE								W	31-24
12/3	DENVER		INACTIVE								L	23-38
12/10	at San Francisco		INACTIVE								W	31-27
12/17	ATLANTA		INACTIVE								W	23-7
12/24	ST. LOUIS		INACTIVE								L	21-26
12/30	ST. LOUIS#		INACTIVE								W	31-28
1/6/01	at Minnesota#	P	6	14	7	0	1	2	2	0	L	16-34
2000 TOTALS			10-10	248	1000	26t	8	44	409	24	1	10-6
PLAYOFF TOTALS			1-0	6	14	7	0	1	2	2	0	1-1

2001 GAME-BY-GAME STATISTICS (New Orleans)

DATE	OPPONENT	P/S	RUSHING				RECEIVING				W/L	SCORE
			ATT.	YDS.	LG	TD	NO.	YDS.	LG	TD		
9/9	at Buffalo	S	18	93	21	0	1	19	19t	1	W	24-6
9/30	at N.Y. Giants	S	16	53	16	0	4	49	41	0	L	13-21
10/7	Minnesota	S	30	136	17	1	5	42	16	0	W	28-15
10/14	at Carolina	S	31	147	46	1	4	31	24	0	W	27-25
10/21	ATLANTA	S	21	51	12	0	9	65	20	0	L	13-20
10/28	at St. Louis	S	17	77	19	0	4	19	18	0	W	34-31

2001 GAME-BY-GAME STATISTICS (New Orleans)

DATE	OPPONENT	P/S	RUSHING				RECEIVING				W/L	SCORE
			ATT.	YDS.	LG	TD	NO.	YDS.	LG	TD		
11/4	N.Y. JETS	S	19	58	16	1	1	6	6	0	L	9-16
11/11	at San Francisco	S	24	121	18	0	3	52	34	0	L	27-28
11/18	INDIANAPOLIS	S	28	120	16	1	4	48	21	0	W	34-20
11/25	at New England	S	15	56	14	1	3	39	18	0	L	17-34
12/02	CAROLINA	S	27	102	15	0	4	72	42	0	W	27-23
12/9	at Atlanta	S	15	41	18	1	5	42	13	0	W	28-10
12/17	ST. LOUIS	S	14	57	16	0	4	13	9	0	L	21-34
12/23	at Tampa Bay	S	10	26	9	0	4	15	5	0	L	21-48
12/30	WASHINGTON	S	17	74	9	0	1	7	7	0	L	10-40
1/6/02	SAN FRANCISCO	S	11	33	14	0	4	-8	4	0	L	0-38
2001 TOTALS			16-16	313	1245	46	6	60	511	42	1	7-9

2002 GAME-BY-GAME STATISTICS

DATE	OPPONENT	P/S	RUSHING				RECEIVING				W/L	SCORE
			ATT.	YDS.	LG	TD	NO.	YDS.	LG	TD		
9/8	DETROIT	S	20	111	37	2	0	0	0	0	W	49-21
9/15	at Indianapolis	S	24	132	19	0	2	62	52	1	W	21-13
9/22	N.Y. JETS	S	24	151	53t	1	2	23	13	0	W	30-3
9/29	at Kansas City	S	14	66	30	1	7	60	29	0	L	30-48
10/6	NEW ENGLAND	S	36	105	12	0	1	2	2	0	W	26-13
10/13	at Denver	S	20	49	10t	2	4	30	16	0	W	24-22
10/20	BUFFALO	S	25	97	14	0	1	22	22	0	L	10-23
11/4	at Green Bay	S	14	47	13	0	4	23	10	0	L	10-24
11/10	at N.Y. Jets	S	20	53	17	0	5	36	10	0	L	10-13
11/17	BALTIMORE	S	26	102	18	2	5	28	8	0	W	26-7
11/24	SAN DIEGO	S	29	143	19	2	2	8	12	0	W	30-3
12/1	at Buffalo	S	27	228	55t	2	4	7	7	0	L	21-38
12/9	CHICAGO	S	31	216	63t	2	0	0	0	0	W	27-9
12/15	OAKLAND	S	27	101	16	0	5	39	14	0	W	23-17
12/21	at Minnesota	S	15	67	17	0	3	16	9	0	L	17-20
12/29	at New England	S	31	185	30	2	2	7	8	0	L	24-27*
2002 TOTALS			16-16	383	1853	63t	16	47	363	52	1	9-7

2003 GAME-BY-GAME STATISTICS

DATE	OPPONENT	P/S	RUSHING				RECEIVING				W/L	SCORE
			ATT.	YDS.	LG	TD	NO.	YDS.	LG	TD		
9/7	HOUSTON	S	17	69	16	0	5	60	35t	1	L	20-21
9/14	at N.Y. Jets	S	34	125	22	1	4	37	21	0	W	21-10
9/21	BUFFALO	S	42	153	21	1	3	-4	2	0	W	17-7
10/5	at N.Y. Giants	S	22	39	9	1	2	20	11	0	W	23-10
10/12	at Jacksonville	S	19	75	28	1	0	0	0	0	W	24-10
10/19	NEW ENGLAND	S	27	94	18	0	2	9	7	0	L	13-19*
10/27	at San Diego	S	23	69	18	0	5	26	11	0	W	26-10
11/2	INDIANAPOLIS	S	13	36	6	1	4	23	15	0	L	17-23
11/9	at Tennessee	S	13	37	15	0	6	22	8	0	L	7-31
11/16	BALTIMORE	S	36	105	16	0	3	24	9	0	W	9-6*
11/23	WASHINGTON	S	23	107	24t	2	2	10	6	0	W	24-23
11/27	at Dallas	S	31	104	15	0	4	41	18	0	W	40-21
12/7	at New England	S	25	68	15	0	1	5	5	0	L	0-12
12/15	PHILADELPHIA	S	18	107	45	1	2	1	6	0	L	27-34
12/21	at Buffalo	S	29	111	22	0	3	5	5	0	W	20-3
12/28	N.Y. JETS	S	20	73	16t	1	4	72	59	0	W	23-21
2003 TOTALS			16-16	392	1372	45	9	50	351	59	1	10-6

* - overtime # - playoff game

RICKY WILLIAMS' RUSHING BREAKDOWN

	2003						CAREER					
	G	NO	YDS	AVG	LG	TD	G	NO	YDS	AVG	LG	TD
Buffalo	2	71	264	3.7	22	1	5	141	682	4.8	55	3
Miami	-	-	-	-	-	-	-	-	-	-	-	-
New England	2	52	162	3.1	18	0	5	134	508	3.8	30	3
N.Y. Jets	2	54	198	3.7	22	2	5	117	460	3.9	53	4
AFC East	6	177	624	3.5	22	3	15	392	1650	4.2	55	10
Baltimore	1	36	105	2.9	16	0	2	62	207	3.3	18	2
Cincinnati	-	-	-	-	-	-	-	-	-	-	-	-
Cleveland	-	-	-	-	-	-	1	40	179	4.5	19	0
Pittsburgh	-	-	-	-	-	-	-	-	-	-	-	-
AFC Central	1	36	105	2.9	16	0	3	102	386	3.8	19	2
Houston	1	17	69	4.1	16	0	1	17	69	4.1	16	0
Indianapolis	1	13	36	2.8	6	1	3	65	288	4.4	19	2
Jacksonville	1	19	75	3.9	28	1	2	38	169	4.4	28	3
Tennessee	1	13	37	2.8	15	0	2	30	72	2.4	15	0
AFC South	4	62	217	3.5	28	2	8	150	598	4.0	28	5
Denver	-	-	-	-	-	-	1	20	49	2.5	10	2
Kansas City	-	-	-	-	-	-	1	14	66	4.7	30	1
Oakland	-	-	-	-	-	-	1	27	101	3.7	16	0
San Diego	1	23	69	3.0	18	0	3	76	262	3.4	19	2
AFC West	1	23	69	3.0	18	0	6	137	478	3.5	30	5
AFC Total	12	298	1015	3.4	28	5	32	781	3112	4.0	55	22
Dallas	1	31	104	3.4	15	0	2	54	165	3.1	17	0
N.Y. Giants	1	22	39	1.8	9	1	3	62	203	3.3	25	1
Philadelphia	1	18	107	5.9	45	1	2	38	210	5.5	45	1
Washington	1	23	107	4.7	24	2	2	40	181	4.5	24	2
NFC East	4	94	357	3.8	45	4	9	194	759	3.9	45	4
Chicago	-	-	-	-	-	-	3	82	428	5.2	63	3
Detroit	-	-	-	-	-	-	2	40	195	4.9	37	2
Green Bay	-	-	-	-	-	-	1	14	47	3.4	13	0
Minnesota	-	-	-	-	-	-	2	45	203	4.5	17	1
NFC Central	-	-	-	-	-	-	8	181	873	4.8	63	6
Atlanta	-	-	-	-	-	-	4	84	301	3.6	26	4
Carolina	-	-	-	-	-	-	6	136	533	3.9	46	3
New Orleans	-	-	-	-	-	-	-	-	-	-	-	-
Tampa Bay	-	-	-	-	-	-	2	24	67	2.8	14	0
NFC South	-	-	-	-	-	-	12	244	901	3.7	46	7
Arizona	-	-	-	-	-	-	1	21	54	2.6	11	1
St. Louis	-	-	-	-	-	-	2	31	134	4.3	19	0
San Francisco	-	-	-	-	-	-	5	114	414	3.6	18	1
Seattle	-	-	-	-	-	-	1	23	107	4.7	15	0
NFC West	-	-	-	-	-	-	9	189	709	3.8	19	2
NFC Total	4	94	357	3.8	45	4	38	808	3242	4.0	63	19
Home	8	196	744	3.8	45	6	35	839	3321	4.0	63	21
Road	8	196	628	3.2	28	3	35	750	3033	4.0	55	20
1st Down	16	217	644	3.0	28	1	-	-	-	-	-	-
2nd Down	16	133	487	3.7	45	4	-	-	-	-	-	-
3rd Down	16	41	240	5.9	24	3	-	-	-	-	-	-
4th Down	16	1	1	1.0	1	1	-	-	-	-	-	-
1st Half	16	178	652	3.7	45	4	-	-	-	-	-	-
2nd Half	16	203	670	3.3	24	5	-	-	-	-	-	-
Overtime	2	11	50	4.5	16	0	-	-	-	-	-	-
Grass	12	276	993	3.6	45	7	38	856	3412	4.0	63	27
Turf	4	116	379	3.3	22	2	32	733	2942	4.0	55	14
Aug./Sept.	3	93	347	3.7	22	2	15	328	1417	4.3	53	6
October	4	91	277	3.0	28	2	20	510	1883	3.7	46	13
November	5	116	389	3.4	24	3	18	397	1497	3.8	24	13
Dec./Jan.	4	92	359	3.9	45	2	17	354	1557	4.4	63	9
Games 1-8	8	217	733	3.4	28	5	40	942	3676	3.9	53	21
Games 9-16	8	175	639	3.7	45	4	30	647	2678	4.1	63	20
Wins	10	279	961	3.4	28	7	36	930	3693	4.0	63	30
Losses	6	113	411	3.6	45	2	34	659	2661	4.0	55	11
Ties	-	-	-	-	-	-	-	-	-	-	-	-


RICKY WILLIAMS' RECEIVING BREAKDOWN

	2003						CAREER					
	G	NO	YDS	AVG	LG	TD	G	NO	YDS	AVG	LG	TD
Buffalo	2	6	1	0.2	5	0	5	12	49	4.1	22	1
Miami	-	-	-	-	-	-	-	-	-	-	-	-
New England	2	3	14	4.7	7	0	5	9	62	6.9	18	0
N.Y. Jets	2	8	109	13.6	59	0	5	16	174	10.9	59	0
AFC East	6	17	124	7.3	59	0	15	37	285	7.7	59	1
Baltimore	1	3	24	8.0	9	0	2	8	52	6.5	9	0
Cincinnati	-	-	-	-	-	-	-	-	-	-	-	-
Cleveland	-	-	-	-	-	-	1	3	8	2.7	4	0
Pittsburgh	-	-	-	-	-	-	-	-	-	-	-	-
AFC Central	1	3	24	8.0	9	0	3	11	60	5.5	9	0
Houston	1	5	60	12.0	35	1	1	5	60	12.0	35	1
Indianapolis	1	4	23	5.8	15	0	3	10	133	13.3	52	1
Jacksonville	1	0	0	0	0	0	2	2	27	13.5	14	0
Tennessee	1	6	22	3.7	8	0	2	6	22	3.7	8	0
AFC South	4	15	105	7.0	35	1	8	23	242	10.5	52	2
Denver	-	-	-	-	-	-	1	4	30	7.5	16	0
Kansas City	-	-	-	-	-	-	1	7	60	8.6	29	0
Oakland	-	-	-	-	-	-	1	5	39	7.8	14	0
San Diego	1	5	26	5.2	11	0	3	11	61	5.5	13	1
AFC West	1	5	26	5.2	11	0	6	27	190	7.0	29	1
AFC Total	12	40	279	7.0	59	1	32	98	777	7.9	59	4
Dallas	1	4	41	10.3	18	0	2	7	72	10.3	18	0
N.Y. Giants	1	2	20	10.0	11	0	3	7	60	8.6	41	0
Philadelphia	1	2	1	0.5	6	0	2	9	53	5.9	21	0
Washington	1	2	10	5.0	6	0	2	3	17	5.7	7	0
NFC East	4	10	72	7.2	18	0	9	26	202	7.8	41	0
Chicago	-	-	-	-	-	-	3	5	67	13.4	18	0
Detroit	-	-	-	-	-	-	2	4	29	7.3	17	0
Green Bay	-	-	-	-	-	-	1	4	23	5.8	10	0
Minnesota	-	-	-	-	-	-	2	8	58	7.3	16	0
NFC Central	-	-	-	-	-	-	8	21	177	8.4	18	0
Atlanta	-	-	-	-	-	-	4	21	160	7.6	20	0
Carolina	-	-	-	-	-	-	6	18	171	9.5	42	0
New Orleans	-	-	-	-	-	-	-	-	-	-	-	-
Tampa Bay	-	-	-	-	-	-	2	8	37	4.6	9	0
NFC South	-	-	-	-	-	-	12	47	368	7.8	42	0
Arizona	-	-	-	-	-	-	1	9	92	10.2	19	0
St. Louis	-	-	-	-	-	-	2	8	32	4.0	18	0
San Francisco	-	-	-	-	-	-	5	15	123	8.2	34	0
Seattle	-	-	-	-	-	-	1	5	35	7.0	12	0
NFC West	-	-	-	-	-	-	9	37	282	7.6	34	0
NFC Total	4	10	72	7.2	18	0	38	131	1029	7.9	42	0
Home	8	25	214	8.6	59	1	35	105	848	8.1	59	1
Road	8	25	137	5.5	21	0	35	124	958	7.7	52	3
1st Down	16	14	106	7.6	35	1	-	-	-	-	-	-
2nd Down	16	24	165	6.9	59	0	-	-	-	-	-	-
3rd Down	16	12	80	6.7	15	0	-	-	-	-	-	-
4th Down	16	0	0	0.0	0	0	-	-	-	-	-	-
1st Half	16	32	207	6.5	59	0	-	-	-	-	-	-
2nd Half	16	18	144	8.0	35	1	-	-	-	-	-	-
Overtime	2	0	0	0.0	0	0	-	-	-	-	-	-
Grass	12	37	267	7.2	59	1	38	123	982	8.0	59	2
Turf	4	13	84	6.5	21	0	32	106	824	7.8	52	2
Aug./Sept.	3	12	93	7.8	35	1	15	51	454	8.9	52	4
October	4	9	55	6.1	11	0	20	65	512	7.9	24	0
November	5	19	120	6.3	18	0	18	59	511	8.7	34	0
Dec./Jan.	4	10	83	8.3	59	0	17	54	329	6.1	59	0
Games 1-8	8	25	171	6.8	35	1	40	132	1092	8.3	52	4
Games 9-16	8	25	180	7.2	59	0	30	97	714	7.4	59	0
Wins	10	30	231	7.7	59	0	36	112	1077	9.6	59	3
Losses	6	20	120	6.0	35	1	34	117	729	6.2	41	1
Ties	-	-	-	-	-	-	-	-	-	-	-	-

Shawn Wooden

22 SAFETY

Height/Weight5-11, 205
Born10/23/73
CollegeNotre Dame '96
Acquired.....FA, 2001
Signed Through2004
NFLNinth Season
DolphinsEighth Season



PRO CAREER

2003 – Played in 15 games, all in a reserve role . . . Was inactive for one game . . . Tied for third on the club with 12 special teams tackles . . . Had one stop on defense . . . Was inactive for game at N.Y. Jets (9/14) with a left hand fracture sustained the previous week, in opener vs. Houston (9/7) . . . Posted three special teams tackles on Thanksgiving Day at Dallas (11/27), when he played in the 100th regular season game of his NFL career . . . Had two special teams stops apiece vs. Houston (9/7), at San Diego (10/27) and vs. Philadelphia (12/15).

2002 – Played in all 16 regular season games, including two starts . . . Recorded 21 tackles (14 solo), an interception and two pass breakups on defense, and 16 stops on special teams, which ranked fourth on the squad . . . First start of the year came in season's second week, at Indianapolis (9/15), as the Dolphins opened with six defensive backs . . . Registered a season-high four tackles in the game . . . Lone interception of the year came the following week in 30-3 victory over the N.Y. Jets (9/22) when he picked off a Vinny Testaverde pass at the Jets' 26 which led to a Dolphins touchdown two plays afterward . . . Had three tackles apiece in wins over New England (10/6) and Oakland (12/15) . . . Notched a season-high three special teams tackles in a game on two occasions; at Indianapolis (9/15) and at Buffalo (12/1) . . . Posted a pair on three occasions.

2001 – Signed a two-year contract with the Dolphins as a free agent on June 29, 2001 after being released by Chicago on June 26 . . . Played in 13 games, all in a reserve role . . . Was inactive for three contests . . . Recorded three tackles on defense and 20 stops on special teams, which ranked third on the squad . . . Registered three special teams tackles in games at Indianapolis (11/11), at Buffalo (11/25), vs. Denver (12/2) and vs. Indianapolis (12/10) . . . Was inactive for games at Tennessee (9/9), at San Francisco (12/16) and vs. Buffalo (1/6/02) . . . Appeared in First-Round playoff game vs. Baltimore in a reserve role . . . Did not post any stats.

2000 – Signed with the Bears as an unrestricted free agent from the Dolphins on March 9, 2000 . . . Appeared in 11 games with the Bears, all in a reserve role . . . Was inactive for five contests . . . Registered 13 tackles, a pass defended, a fumble recovery and a forced fumble . . . Added seven stops on special teams . . . Was inactive for four straight weeks (3-6) with a hamstring injury . . . Also was inactive for the season finale with a rib injury . . . Had his best game at Philadelphia (10/22) when he recorded four tackles, a fumble recovery and a forced fumble.

1999 – Underwent successful arthroscopic surgery on his left knee prior to the season, on May 3, 1999 . . . The surgery involved the debridement of scar tissue, and it was performed by Dr. John Uribe at HealthSouth Doctors' Hospital in Coral Gables . . . Played in 15 games, starting six of them at strong safety, including each of the final four . . . Finished fourth on the team and second among defensive backs with 75 total tackles (53 solo) . . . Also posted a fumble

FINS & FACT

As a sophomore at Abington (Pa.) High School, Shawn started at running back ahead of current Titans RB Eddie George.

recovery and 17 stops on special teams, a figure which was fourth-most on the club . . . Was inactive vs. Philadelphia (10/24) with a fractured left thumb . . . Notched a season-high 14 tackles at Buffalo (11/14), when he opened at strong safety, his first starting assignment of the year . . . Added ten stops vs. Indianapolis (12/5) . . . Started both playoff games following the season at strong safety . . . Ranked third on the team with 11 tackles . . . Also recovered a fumble and forced a fumble as well . . . Added two stops on special teams . . . Had six tackles, a fumble recovery and a forced fumble in Divisional contest at Jacksonville (1/15/00).

1998 – Played in two games, starting one of them . . . Opened at strong safety in season-opener at Indianapolis (9/6) . . . Recorded 12 total tackles, a forced fumble and a pass defended against the Colts, and was awarded a defensive game ball . . . Also registered a pair of stops on special teams in the contest . . . Sustained torn anterior cruciate and medial collateral ligaments in his left knee on the opening kickoff of the second game of the season, vs. Buffalo (9/13) . . . Underwent surgery to repair the damage on September 14 . . . The surgery was performed by Dr. John Uribe at HealthSouth Doctors' Hospital in Coral Gables . . . Was placed on Injured Reserve on September 15, where he spent the final 14 regular season games and both playoff contests.

1997 – Played in all 16 regular season games, starting 15 of them at strong safety . . . Did not start one contest as a result of an injury . . . Finished the year with 121 tackles (86 solo), two interceptions, four passes defended, three fumble recoveries and a forced fumble . . . Added eight tackles on special teams . . . Tackle total was second on the squad and first among defensive backs . . . Recorded 10 tackles, two interceptions and a fumble recovery in season-opening win over Indianapolis (8/31) . . . For his performance, Wooden was named AFC Defensive Player of the Week for the first time in his career . . . It marked the first time a Dolphin had earned that honor since the final week of the 1995 season when CB Terrell Buckley was honored for his effort at St. Louis . . . Led the Dolphins with 12 tackles the following week vs. Tennessee (9/7) . . . Had eight tackles and a fumble recovery at Buffalo (11/2) . . . Led club with a career-high 15 tackles vs. Buffalo (11/17) . . . Sustained a partial muscle tear in his right forearm during practice on December 3 . . . Although he played sparingly in a reserve role vs. Detroit (12/7), still produced three tackles on defense and two stops on special teams . . . Was second on the team with nine tackles, including a fumble recovery, at Indianapolis (12/14) . . . Started at strong safety in First-Round Playoff game at New England (12/28) . . . Registered seven tackles.

1996 – Played in all 16 contests with 11 starts as a rookie . . . Finished second on team with 85 tackles (68 solo) and third with six passes defended . . . Added two interceptions, one fumble recovery and four special teams tackles . . . Led team in tackles three times and finished second on three occasions . . . Saw reserve action for first five weeks of season . . . Started at free safety in weeks 6-12, and at strong safety for the final four games . . . Recorded four tackles in first NFL start, at Buffalo (10/13) . . . Recorded six tackles and first career interception, at Philadelphia (10/20) . . . Led team with 12 tackles, including a pass defended, against Dallas (10/27) . . . Recorded seven tackles and an interception at New England (11/3) . . . Topped team with 11 tackles at Oakland (12/1), when he recorded the first fumble recovery of his career . . . Tied for team-lead with season-high 14 tackles against N.Y. Giants (12/8) . . . Sixth-round draft pick (189th overall) by Miami in 1996.

COLLEGE

Four-year letterman (1991, 93-95) and two-year starter at Notre Dame . . . Finished with 63 tackles (41 solo), three interceptions, six passes defended and one tackle for loss as a senior . . . Started every game at right cornerback as a junior . . . Finished with 59 tackles (48 solo) and added two stops for losses, eight pass deflections and an interception . . . Played in eight games as a sophomore . . . Recorded 16 tackles, one interception and one stop for loss . . . Recovered an onside kick with 2:24 remaining and deflected a Charlie Ward pass as time ran out to preserve a 31-24 win over Florida State . . . Suffered torn cartilage in right knee on onside kickoff and had further damage caused when someone jumped on his back during the post-game celebration . . . Forced to undergo arthroscopic surgery that kept him out of the season finale against Boston College and the Cotton Bowl against Texas A&M . . . Sat out 1992 due to disc problems in back . . . Played in five games as a reserve flanker as a freshman . . . Holds B.S. in computer science.

PERSONAL

Married this past offseason to Marcia . . . Has a son, Blake (9/29/98) . . . Named All-America honorable mention from USA Today as a senior at Abington (Pa.) High . . . Lettered twice at halfback and defensive back . . . Gained 2,700 yards rushing with 33 touchdowns . . . Gained 1,344 yards with 14 scores, including seven runs of 50 yards or more, and recorded 130 tackles with four interceptions at safety as a senior . . . Also lettered in baseball and track . . . Enjoys working on computers in spare time . . . Always more than willing to help with any charitable events . . . Received the Dolphins' Community Service Award for both 1997 and 2003 . . . Has worked with F.A.D. organizations in Philadelphia and participated in events benefiting Cystic Fibrosis Foundation . . . Along with other Dolphins defensive backs, has been part of the "Prudential No Passing Zone" program which, in conjunction with Prudential, has helped 2,400 children from the Broward Boys & Girls Clubs attend Dolphins home games each year . . . Participated in the Miami Dolphins Fishing Tournament benefiting the Cystic Fibrosis Foundation . . . Has assisted in building houses for Habitat for Humanity . . . Also has personally donated money to help build homes as part of the Habitat for Humanity "Home Team" program . . . Full name is Shawn Anthony Wooden, born October 23, 1973, in Philadelphia, Pa.

SHAWN WOODEN'S NFL REGULAR SEASON STATISTICS

YEAR	TEAM	G-S	TACK.	ASST.	TOTAL	FUM. REC.	INT.	YDS.	LG	TD
1996	Miami	16-11	68	17	85	1	2	15	15	0
1997	Miami	16-15	86	35	121	3	2	10	10	0
1998	Miami	2-1	10	2	12	0	0	0	0	0
1999	Miami	15-6	53	22	75	1	0	0	0	0
2000	Chicago	11-0	8	5	13	1	0	0	0	0
2001	Miami	13-0	2	1	3	0	0	0	0	0
2002	Miami	16-2	14	7	21	0	1	0	0	0
2003	Miami	15-0	1	0	1	0	0	0	0	0
8-YEAR TOTALS		104-35	242	89	331	6	5	25	15	0
MIAMI TOTALS		93-35	234	84	318	5	5	25	15	0

SHAWN WOODEN'S NFL PLAYOFF STATISTICS

YEAR	TEAM	G-S	TACK.	ASST.	TOTAL	FUM. REC.	INT.	YDS.	LG	TD
1997	Miami	1-1	6	1	7	0	0	0	0	0
1999	Miami	2-2	10	1	11	1	0	0	0	0
2001	Miami	1-0	0	0	0	0	0	0	0	0
PLAYOFF TOTALS		4-3	16	2	18	1	0	0	0	0

ADDITIONAL STATS

Passes Defensed: (Miami) 6 in 1996, 4 in 1997, 1 in 1998, (Chicago) 1 in 2000, (Miami) 2 in 2002 for total of 14

Forced Fumbles: (Miami) 1 in 1997, 1 in 1998, (Chicago) 1 in 2000 for total of 3 (P-1)

Special Teams Tackles: (Miami) 4 in 1996, 8 in 1997, 2 in 1998, 17 in 1999, (Chicago) 7 in 2000, (Miami) 20 in 2001, 16 in 2002, 12 in 2003 for total of 86 (P-2)

DOLPHINS PERFECT IN 1972

The 1972 Dolphins continue to hold the distinction of being the only unbeaten, untied team through the playoffs. Miami went a perfect 17-0 in winning Super Bowl VII. In that season, the Dolphins became the first team to lead the NFL in scoring offense and defense in the same season since the 1970 merger of the AFL and NFL. Since that time, the only other team that has led the NFL in both points scored and points allowed was the 1996 Super Bowl champion Green Bay Packers.

Billy Yates

73 GUARD

Height/Weight6-2, 305
Born4/15/80
CollegeTexas A&M '03
Acquired.....FA, 2003
Signed Through2004
NFLSecond Season
DolphinsSecond Season



PRO CAREER

2003 – Was one of only two undrafted rookie free agents to appear on the Dolphins' 53-man roster in 2003 . . . Played in three games, all in a reserve role, during his rookie season . . . Was inactive for 13 contests . . . Made NFL debut, on special teams, at N.Y. Giants (10/5) . . . With injury to Jamie Nails (ankle), had extensive playing time at left guard in 9-6 overtime win over Baltimore (11/16) when the Dolphins rushed for 141 yards . . . Also saw playing time in a reserve role the following week vs. Washington (11/23) . . . Saw action in all four preseason games.

FINS FACT

One of Billy's passions is riding dirt bikes. He got his first one, a Kawasaki 250, as a 13-year old, and still owns it. "I just like riding and being out in the country," says Billy, who grew up in Corsicana, Texas, a town with a population of about 25,000, located 50 miles south of Dallas.

COLLEGE

Was a four-year letterman for the Aggies (1999-2002) . . . Started all 20 games in which he played at guard over his final two seasons . . . Started on an offensive line that included current Dolphins teammates Seth McKinney and Taylor Whitley . . . Majored in agricultural development.

PERSONAL

Married to Tamika . . . Was a two-time all-state selection at Corsicana (Texas) High School, where he also lettered in basketball and track . . . Was a high school teammate of Patriots wide receiver Bethel Johnson . . . Likes to ride dirt bikes and play basketball in spare time . . . Growing up, his favorite sports team was the Dallas Cowboys and Michael Jordan was his favorite athlete . . . Lists "Boyz in the Hood" as favorite movie . . . Full name is Billy LaQuayne Yates, born April 15, 1980 in Fort Worth, Texas.

BILLY YATES' NFL REGULAR SEASON STATISTICS

GAMES/STARTS: 2003: 3/0

NFL RECORD FOR CONSECUTIVE HOME WINS


The Dolphins hold the NFL record for most consecutive home games won. Miami won 27 straight regular-season home games (31 overall) at the Orange Bowl from 1971-74.

Jeff Zgonina

90

DEFENSIVE TACKLE

Height/Weight6-2, 285
Born5/24/70
CollegePurdue '93
AcquiredUFA (St.L.), 2003
Signed Through2006
NFL12th Season
DolphinsSecond Season



PRO CAREER

2003 — Signed a four-year contract with the Dolphins as an unrestricted free agent from St. Louis on March 31, 2003 . . . Played in all 16 games, including three starts . . . Recorded 62

total tackles (30 solo), three sacks for 16 yards in losses, an interception and 15 quarterback hurries, which ranked fourth on the team . . . Tackle total ranked eighth on the squad and the most of any non-full time starter . . . Although he did not start, saw significant playing time as part of a rotating scheme as the Dolphins' defense allowed an average of only 90.8 yards per game, fourth-fewest in the AFC and fifth in the NFL, as the Dolphins were the only team in the league not to permit an individual 100-yard rusher . . . Average per rush attempt yielded of 3.3 was second in the NFL in '03 and was the best figure in Dolphins history . . . Posted seven tackles in Dolphins debut, vs. Houston (9/7) . . . Started in place of the injured Tim Bowens (hand) at Jacksonville (10/5) and had five tackles, as well as an interception of a Byron Leftwich pass, the first interception of his NFL career . . . It led to an Olindo Mare field goal eight plays afterward as the Dolphins went on for a 24-10 win . . . On the day, the Dolphins held the Jaguars to a 2.9-yard average per rush attempt with 88 yards on 30 carries, including 35 yards on 16 attempts (2.2 avg.) by Fred Taylor . . . Established a career-high with two sacks against San Diego in Monday night game in Tempe, Ariz. (10/27), as the Dolphins held LaDainian Tomlinson to a 2.6-yard average per rush attempt with 62 yards on 24 carries . . . Opened vs. Indianapolis (11/2) in place of the injured Larry Chester (hamstring/quad) and responded with six tackles . . . Came up with seven stops at Tennessee (11/9) . . . Amassed a season-high eight tackles at New England (12/7) when he started in place of the injured Bowens (calf) . . . Concluded the season with seven tackles in finale vs. N.Y. Jets (12/28), when he also tallied a sack.

2002 — Started all 16 games at right defensive tackle for the Rams . . . Recorded a career-high 81 tackles . . . Added four sacks for 29 yards in losses, 15 quarterback pressures, three forced fumbles, a fumble recovery and four passes defended . . . Sack total tied for third on the team and marked the second-highest total of his career . . . Of his four sacks, forced the ball loose on three of them . . . Had five other stops for loss, the third-highest figure on the club . . . Registered a sack of Broncos QB Brian Griese in opener at Denver (9/8) . . . Tied a career-high with nine tackles the following week vs. N.Y. Giants (9/15) . . . Notched seven tackles vs. Dallas (9/29), when he forced and recovered a Joey Galloway fumble . . . Posted four tackles, including an 11-yard sack of QB Rich Gannon, vs. Oakland (10/13) . . . Played in the 100th regular season game of his career the week afterwards vs. Seattle (10/20) . . . Tallied seven stops at Philadelphia (12/1), when he forced the ball loose from QB A.J. Feeley on a 12-yard sack, and which was recovered by Grant Wistrom . . . Came up with six tackles at Seattle (12/22) as he also stripped the ball from QB Matt Hasselbeck on a sack, and which was recovered by Travis Fisher.

FINS & FACT

An avid outdoorsman, one of Jeff's biggest hobbies is bulls. In fact, he co-owns "Mo Betta Bull Company", which is in the business of raising bulls.

2001 – Started 13 games . . . Was on the inactive list for three contests with a thumb injury . . . Opened all three playoff contests . . . Notched 66 tackles, four fumble recoveries and two passes defended . . . Came up with 14 tackles in the postseason . . . Collected six tackles and made a fumble recovery on the first play of season in opener at Philadelphia (9/9) . . . Had five tackles vs. Miami (9/30) before sustaining an injured thumb . . . Was inactive for each of the next three contests . . . Returned to set a career high with nine tackles vs. New Orleans (10/28), three of which were for loss . . . Recorded eight tackles in NFC Championship Game vs. Philadelphia (1/27/02) . . . Made four tackles in Super Bowl XXXVI against New England (2/3/02).

2000 – Saw action in 16 games with 11 starts . . . Produced 42 tackles, two sacks, 25 quarterback pressures and one fumble recovery . . . Made first NFL start and led the defensive line with six tackles at Seattle (9/10) . . . Tallied four tackles and his first sack of the season, at Atlanta (9/24) . . . Led the defensive line with five tackles vs. Washington (11/20) . . . Collected a season-high seven tackles, including a sack and team-high two quarterback pressures, at Carolina (12/3) . . . Made four tackles, including two for loss, in NFC First-Round Playoff game at New Orleans (12/30).

1999 – Signed with the Rams as an unrestricted free agent from Indianapolis on March 26, 1999 . . . Played in all 16 games in a reserve role with St. Louis . . . Posted 41 tackles, a career-high 4.5 sacks for 20.5 yards in losses and a pass defended . . . Recorded a season-high six total tackles at Cincinnati (10/3) . . . Collected four tackles, including his first sack of the season, at Atlanta (10/17) . . . Had four tackles and a sack at San Francisco (11/21) . . . Equaled a career-high by posting two sacks at New Orleans (12/12) . . . Appeared in all three of the Rams' playoff games following the season in a reserve role . . . Recorded two tackles and a sack in NFC Championship Game vs. Tampa Bay (1/23/00) . . . Posted four tackles in Super Bowl XXXIV against Tennessee the following week (1/30/00).

1998 – Was released by the Rams on August 30, 1998 . . . Signed by Oakland on October 13 and released by the Raiders on October 18 . . . Was signed by Indianapolis on November 25 . . . Played in two games with the Colts in a reserve role . . . Was inactive for three contests . . . Did not post any stats.

1997 – Played in 15 games, all in a reserve role . . . Registered 22 tackles, two sacks and two passes defended . . . Added four special teams tackles . . . Earned the Rams' 12th Man Award and special teams Ram Hits award by the coaching staff . . . Both sacks came at Washington (11/30) . . . Was placed on injured reserve on December 15 with an injury to his index finger, and missed the season finale.

1996 – Was released by Carolina on August 19 . . . Signed by Atlanta on October 8 . . . Went on to play in eight games with the Falcons . . . Was inactive for three contests . . . Tallied 19 tackles, a sack and a fumble recovery . . . First NFL sack came when tackled 49ers QB Steve Young vs. San Francisco (12/2) . . . Recovered a fumble vs. St. Louis (12/15).

1995 – Was waived by Pittsburgh on August 27 and claimed by Carolina a day later . . . Appeared in two games with the Panthers in a reserve role . . . Was inactive for 13 matchups, dressed but did not play in another . . . Registered a pair of tackles.

1994 – Played in 16 games, all in a reserve role, with the Steelers . . . Recorded ten tackles on defense and three on special teams.

1993 – Played in five games, all in a reserve role, in his rookie season with the Steelers . . . Was inactive for eight contests, dressed but did not play in another . . . Came up with 16 tackles and a fumble recovery . . . Saw action in five of the final seven games . . . Seventh-round draft choice (185th overall) of Pittsburgh in 1993.

COLLEGE

Was a four-year starter at Purdue (1989-92) . . . Set school record for tackles for loss in career with 75 . . . Was the Big 10 Defensive Player of the Year as a senior in 1992 when he recorded 101 tackles, including 28 for loss, five forced fumbles and a conference-leading 13 sacks . . . Also served as team captain and was a finalist for the Lombardi Award . . . Was a first-team

All-Big 10 choice as a junior when he posted 76 tackles from his nose tackle spot . . . Collected a career-high 123 tackles as a sophomore . . . Handled the long-snapping duties each of his first three years . . . Graduated with a degree in community health promotion.

PERSONAL

Married to Cammie with a daughter, Bailey Olivia . . . Attended Carmel High School in Mundelein, Ill . . . Earned all-Chicago, all-Catholic league, all-county and all-state honors in football . . . Also lettered in basketball, hockey, and track . . . Was part of Rams defensive line that raised more than \$100,000 for St. Patrick Center through Sack Homelessness program . . . Is an avid outdoorsman who enjoys hunting, fishing and raising bulls . . . In 2003, hosted his own weekly radio show on WWCN Radio (770 AM) in Naples . . . Full name is Jeffrey Marc Zgonina (pronounced ska-KNEE-na), born May 24, 1970 in Chicago, Ill.

JEFF ZGONINA'S NFL REGULAR SEASON STATISTICS

YEAR	TEAM	G-S	TACK.	ASST.	TOTAL	FUM. REC.	FOR. FUM.	QB SACK	YDS LOST
1993	Pittsburgh	5-0	11	5	16	1	0	0	0
1994	Pittsburgh	16-0	6	4	10	0	0	0	0
1995	Carolina	2-0	2	0	2	0	0	0	0
1996	Atlanta	8-0	14	5	19	1	0	1	4
1997	St. Louis	15-0	19	3	22	0	0	2	9
1998	Indianapolis	2-0	0	0	0	0	0	0	0
1999	St. Louis	16-0	27	14	41	0	0	4.5	20.5
2000	St. Louis	16-11	31	11	42	1	0	2	5
2001	St. Louis	13-13	34	32	66	2	0	0	0
2002	St. Louis	16-16	28	53	81	1	3	4	29
2003	Miami	16-3	30	32	62	6	3	3	16
11-YEAR TOTALS		125-43	202	159	361	6	3	16.5	83.5
MIAMI TOTALS		16-3	30	32	62	0	0	3	16

JEFF ZGONINA'S NFL PLAYOFF STATISTICS

YEAR	TEAM	G-S	TACK.	ASST.	TOTAL	FUM. REC.	FOR. FUM.	QB SACK	YDS LOST
1993	Pittsburgh	0-0	0	0	0	0	0	0	0
1994	Pittsburgh	2-0	0	0	0	0	0	0	0
1999	St. Louis	3-0	5	3	8	0	0	1	5
2000	St. Louis	1-0	2	2	4	0	0	0	0
2001	St. Louis	3-3	5	9	14	0	0	0	0
PLAYOFF TOTALS		9-3	12	14	26	0	0	1	5

ADDITIONAL STATS

Interceptions: 1 for 0 yards in 2003

Passes Defended: (St. Louis) 2 in 1997, 1 in 1999, 2 in 2001, 4 in 2002, (Miami) 1 in 2003 for total of 9

Special Teams Tackles: (Pittsburgh) 3 in 1994, (Atlanta) 2 in 1996, (St. Louis) 4 in 1997 for total of 9

Kickoff Returns: (Pittsburgh) 2 for 8 yards in 1994, (St. Louis) 1 for 5 yards in 1997 for total of 3 for 13 yards

LIKE FATHER, LIKE SON

Last season, Bob Griese (1967-80) and Brian Griese (2003) became the second father-son combination to play for the Dolphins in the franchise's 38-year history. They joined the Barbers, which included linebacker Rudy Barber (1968) and fullback Kantroy Barber (1999). Likewise, their have been two father-son coaching tandems in franchise history, as both Dave Shula (1982-88) and Mike Shula (1991-92, 2000-02) coached under their father, Don.

2004 DRAFT CHOICES

RD.	NO.	NAME	POS.	HT.	WT.	BIRTH-DATE	COLLEGE
1	19	Vernon Carey	T/G	6-5	325	7/31/81	Miami (Fla.)
4	102	Will Poole	CB	5-10	193	7/24/81	USC
5	160	Tony Bua	LB	5-11	212	2/11/80	Arkansas
6	174	Rex Hadnot	C	6-2	323	1/28/82	Houston
7a	221	Tony Pape	G/T	6-6	315	9/29/81	Michigan
7b	222	Derrick Pope	LB	5-11	233	5/4/82	Alabama

Tony Bua

51 LINEBACKER

Height/Weight5-11, 212

Born2/11/80

College.....Arkansas '04

DraftD5, 160



COLLEGE

Four-year letterman and three-year starter at Arkansas . . . Moved to free safety as a senior after starting a weakside linebacker during his first three seasons . . . Is projected as a linebacker with the Dolphins . . . Started 39 of 48 games for the Razorbacks, recording 408 tackles (243 solo) with six sacks, six interceptions for 30 yards in returns, 14 pass deflections, five forced fumbles and five fumble recoveries . . . His 408 tackles broke the school's all-time record list, surpassing the previous mark of 381 by Ken Hamlin (2000-02) . . . Had 15 or more tackles in 20 contests during his career . . . Member of the 2000 and 2002 SEC Football Academic Honor Roll, in addition to the 2001-02 Lon Farrell Academic Honor Roll . . . Started all 13 games at free safety as a senior as the school's defensive team co-captain . . . Named as a first-team All-Southeastern Conference pick by the league's coaches, earning second-team honors from the Associated Press . . . Ranked second on the team with 126 tackles (75 solo), and added two fumble recoveries, a sack and a forced fumble . . . Also intercepted two passes and deflected seven others . . . Named SEC Player of the Week with 11 tackles and a fumble recovery against Alabama . . . Had 11 tackles and an interception against Auburn . . . Selected as SEC Player of the Week with 19 tackles and three quarterback pressures against South Carolina . . . Played in the Hula Bowl following the season . . . Started 13 of 14 games at weakside outside linebacker as a junior . . . Named a second-team All-Southeastern Conference selection by the league's coaches and the Associated Press . . . Finished second on the team with 131 tackles (77 solo) while adding four sacks, a forced fumble and two fumble recoveries . . . Also intercepted two passes, blocked a kick and had five quarterback pressures . . . Recorded nine tackles, an interception, a sack, a forced fumble and blocked a punt (which was returned for a touchdown) to earn SEC Player of the Week honors against Boise State . . . Credited with season-high 16 tackles against Alabama . . . Started ten games at outside linebacker as a sophomore . . . Named as a second-team All-SEC choice by the Associated Press . . . Finished as the third leading tackler on the team with 109 stops (68 solo) . . . Registered double-digit

tackle performances in six games . . . Added a sack, a pair of interceptions and also caused and recovered a fumble . . . Registered a career-high 20 tackles against Georgia . . . Recorded his first career interception and totaled 10 tackles against Auburn . . . Registered eight tackles, including a sack, against Oklahoma in the Cotton Bowl . . . Played in 11 games with three starts as a redshirt freshman . . . Posted 42 tackles (28 solo) with three stops for losses and a forced fumble . . . Also played in three games for the 2000 Razorback baseball team and was hitless in two at bats, but scored twice and had one run batted in . . . Redshirted as a freshman in 1999 . . . Holds B.A. in communications.

PERSONAL

Resides in River Ridge, La . . . Attended John Curtis High School in River Ridge . . . Was an all-state pick as a senior, as he intercepted seven passes for a team that was 14-0 and won the state championship . . . Spent his previous seasons at Liberty (Texas) High School . . . As a running back, he amassed 2,450 career yards on 223 carries and on defense he recorded 195 tackles with 11 interceptions . . . Also lettered in basketball, baseball and track . . . Was an All-State selection in baseball in Texas and Louisiana and was the district's Most Valuable Player . . . Played centerfield and batted leadoff . . . Hobbies include hunting and fishing . . . Growing up, the Tampa Bay Buccaneers was his favorite sports team and Bo Jackson was his favorite athlete . . . Lists "The Boondock Saints" as favorite movie, "Alias" and "Chappelle's Show" as favorite television shows, Eminem as favorite recording artist and The Bible as favorite book . . . Full name is Tony J. Bua, born February 11, 1980, in New Orleans, La.

TONY BUA'S COLLEGE STATISTICS

YEAR	TEAM	G-S	TACK.	ASST.	TOTAL	FUM. REC.	FOR. FUM.	INT.	YDS.	LG	TD
1999	Arkansas				REDSHIRTED						
2000	Arkansas	11-3	28	14	42	0	1	0	0	-	0
2001	Arkansas	11-10	68	41	109	1	1	2	17	17	0
2002	Arkansas	13-13	77	54	131	2	1	2	13	9	0
2003	Arkansas	13-13	75	51	126	2	1	2	0	0	0
COLLEGE TOTALS		48-39	248	160	408	5	4	6	30	17	0

ADDITIONAL STATS

Pass Deflections: 3 in 2001, 4 in 2002, 7 in 2003 for total of 14

Sacks: 1 for 7 yards in 2001, 4 for 36 yards in 2002, 1 for 12 yards in 2003 for total of 6 for 55 yards

Tackles For Loss: 3 for 8 yards in 2000, 9 for 21 yards in 2001, 9 for 50 yards in 2002, 3 for 14 yards in 2003 for total of 24 for 93 yards

Blocked Kicks: 1 in 2001, 1 in 2002 for total of 2

TAKE IT AWAY

For the Dolphins, the takeaway/giveaway ratio is the statistical category that has had the biggest correlation between wins and losses. Since 1996, the Dolphins are 54-12 in games where they have claimed the turnover battle, and 9-35 in games where their opponent has held the advantage in that department. In Miami's 77 regular season victories over the last eight years, the Dolphins are a combined plus-107 in the takeaway/giveaway ratio. In their 51 losses, they are a composite minus-79 in that category. This trend is even more pronounced over the last four years, during Dave Wannstedt's tenure as head coach. During this time (including playoffs), they are plus-55 in the takeaway/giveaway ratio in their 42 wins and minus-56 in their 25 losses. Their point differential off turnovers in their 42 wins is plus-177, while it stands at minus-236 in their 25 defeats.

Vernon Carey

72

TACKLE/GUARD

Height/Weight6-5, 325

Born7/31/81

College.....Miami (Fla.) '04

DraftD1, 19



COLLEGE

Four-year letterman and two-year starter at Miami (Fla.) . . . Led the Hurricanes in key blocks (knockdowns/pancakes) as both a junior and senior . . . Started 11 games as a senior . . . Moved to left guard in spring drills after starting at right tackle as a junior . . . Named as a third-team All-America choice by the Associated Press and College Football News . . . Earned second-team All-Big East Conference honors from the media . . . Was hampered early in the season by a high left ankle sprain, seeing only limited action vs. East Carolina . . . Sideline by a high left ankle sprain against Syracuse . . . Started all 12 games at right offensive tackle as a junior . . . Collected eight touchdown-resulting blocks and 79 key blocks (42 pancakes) . . . Named as a second-team All-Big East Conference choice . . . Played in every game with one start as a sophomore . . . Finished the year with 25 key blocks (12 knockdowns) . . . Stepped in at tackle in the season finale at Virginia Tech when left tackle Bryant McKinnie went out with a knee injury . . . Played in eight games as a redshirt freshman . . . Redshirted as a true freshman in 1999 . . . Spent the season as a member of the Hurricanes' scout team . . . Holds B.A. degree in liberal arts.

PERSONAL

Engaged to LaTavia with a son, Vernon, Jr. . . . Resides in Miramar . . . Attended Miami Northwestern High School . . . Did not allow a sack during his junior and senior seasons . . . Named as a Parade and USA Today first-team All-America pick as a senior . . . Earned first-team Class 6A All-State honors . . . Helped guide Northwestern to the Florida Class 6A State Title . . . Was a high school teammate of Cowboys wide receiver Antonio Bryant, Bengals linebacker Nate Webster and Dolphins teammate Snoop Minnis . . . Also lettered in basketball . . . Enjoys shooting pool, playing basketball and bowling in spare time . . . Growing up, the Miami Dolphins was his favorite sports team and Reggie White was his favorite athlete . . . Lists "Martin" as favorite television show, Biggie Smalls as favorite recording artist and The Bible as favorite book . . . Full name is Vernon A. Carey, born on July 31, 1981, in Miami, Fla.

VERNON CAREY'S COLLEGE STATISTICS

GAMES/STARTS: 1999: redshirted, 2000: 8/0, 2001: 11/1, 2002: 12/12, 2003: 11/11

COLLEGE TOTALS: 42/24

Rex Hadnot

66 CENTER

Height/Weight6-2, 323
Born1/28/82
CollegeHouston '04
DraftD6, 174

COLLEGE

Four-year letterman and three-year starter at Houston . . . Started all 13 games at center as a senior after playing guard his first three seasons . . . Was named as a first-team All-Conference USA pick . . . Did not allow a sack in more than 400 pass attempts . . . Set team record with 196 knockdown blocks . . . Played in the Hula Bowl following the season . . . Started all 12 games as a junior at guard . . . Named as a second team All-Conference USA choice . . . Did not allow a sack in 11 of 12 games . . . Named the Cougars' Offensive Player of the Week for his performance against Texas as he graded out at 85-percent and recorded seven pancakes and 13 knockdowns . . . Started 11 games as a sophomore . . . Did not give up a sack . . . Recorded 104 knockdown blocks . . . Named Houston's Offensive Player of the Week versus TCU and Southern Miss . . . Had a season-high 19 knockdown blocks against Southern Miss . . . Also had double-digit knockdown blocks against Cincinnati (12), South Florida (17) and Louisville (11) . . . Played in all 11 games as a redshirt freshman . . . Saw some action on the Cougars' special teams unit, lining up on field goals and extra points . . . Redshirted as a true freshman in 1999 . . . Majored in economics.

PERSONAL

Single . . . Attended Lufkin (Tex.) High School . . . Was named the best offensive lineman in District 12-5A as a senior in 1998 . . . Helped lead his team to a 10-4 overall record and the quarterfinals of the state playoffs as a senior . . . Was a high school teammate of Chargers defensive back Terrence Kiel and Raiders defensive back Jacoby Shepherd . . . Enjoys playing basketball in spare time . . . Growing up, the San Francisco 49ers was his favorite sports team and Shaquille O'Neal was his favorite athlete . . . Lists "The Rock" as favorite movie, "The Jamie Foxx Show" as favorite television show and "The Art of War" as favorite book . . . Son of Eva Ashworth . . . Is a cousin of former Texas Tech running back James Hadnot, a third-round draft choice of Kansas City in 1980 who played with the Chiefs through 1983 . . . Full name is Jonathan Rex Hadnot, Jr., born January 28, 1982, in Lufkin, Texas.

REX HADNOT'S COLLEGE STATISTICS

GAMES/STARTS: 1999: redshirted, 2000: 11/0, 2001: 11/11, 2002: 12/12, 2003: 13/13
COLLEGE TOTALS: 47/36

Tony Pape

71 GUARD/TACKLE

Height/Weight6-6, 315
Born9/29/81
CollegeMichigan '04
DraftD7a, 221



COLLEGE

Four-year letterman and three-year starter at Michigan . . . Started 37 of 45 games for the Wolverines, including 31 consecutive starts . . . Started 13 games at right tackle as a senior . . . Named a second-team All-America selection by the Associated Press and Sports Illustrated . . . Earned first-team All-Big Ten Conference honors . . . Co-winner of school's Hugh H. Rader Award as Michigan's top offensive lineman and was a candidate for the Outland Trophy and the Lombardi Award . . . Collected 80 key blocks/knockdowns for an offense that averaged 446.7 yards per game . . . Started 12 games as a junior, with eight starts coming at right tackle and four at left tackle . . . Named as a first-team All-Big Ten Conference choice by the league's coaches . . . Winner of school's Hugh H. Rader Award . . . Credited with 73 knockdowns as he helped the team average 381.2 yards per game . . . Played in 12 games with 11 starts at left tackle as a sophomore . . . Named an honorable mention All-Big Ten Conference selection by the league's coaches and media . . . Credited with 53 knockdowns as the Wolverines totaled 4,311 yards, including 1,716 on the ground . . . Saw action in seven games as a redshirt freshman . . . Made his career debut at right tackle against Rice, then shifted to left tackle against Indiana . . . Redshirted as a true freshman in 1999 . . . Holds a B.S. degree in general studies.

PERSONAL

Single, resides in Willowbrook, Ill . . . Attended Hinsdale South High School in Clarendon Hills, where he was a member of the Dean's List . . . Named as a first-team All-USA by USA Today, adding Parade, Prep Star and Prep Football Report All-America honors . . . Ranked as the No. 3 offensive tackle in the country and the 50th overall player in the nation, according to Prep Football Report . . . Lettered four times on the football squad, starting his final three years on the offensive line . . . Also lettered in wrestling and track . . . Threw the shot put a career-best 53 feet and the discus 153 feet . . . Lists Lance Armstrong as favorite athlete, "Fight Club" as favorite movie, "The Family Guy" as favorite television show, "The Da Vinci Code" as favorite book and The Red Hot Chili Peppers as favorite musical group . . . Enjoys fishing in spare time . . . Full name is Anthony M. Pape, born September 29, 1981, in Chicago, Ill.

TONY PAPE'S COLLEGE STATISTICS

GAMES/STARTS: 1999: redshirted, 2000: 7/0, 2001: 12/11, 2002: 13/13, 2003: 13/13
COLLEGE TOTALS: 45/37

Will Poole

27 CORNERBACK

Height/Weight5-10, 193
Born7/24/81
CollegeUSC '04
DraftD4, 102

COLLEGE

One-year starter at USC . . . Began his college career at Boston College, where he competed as a cornerback on the football team and a guard on the basketball squad . . . Left Boston College in 2001 and enrolled at Ventura (Calif.) Junior College where he played in 2002 . . . Started the final 11 games at strongside cornerback for USC in 2003 as the Trojans were co-National Champions . . . Earned second-team All-America honors from College Football News and the Associated Press . . . Was a first-team All-Pac 10 Conference choice . . . Named as USC's co-Special Teams Player of the Year . . . Led the team with seven interceptions for 70 yards with a score and 19 pass deflections . . . Ranked third on the team with 80 tackles (52 solo), including three sacks . . . Also caused four fumbles, recovered two others and returned five punts for 26 yards . . . Did not allow a reception in five contests (Arizona State, Stanford, Notre Dame, Arizona, UCLA) . . . Selected as Pac-10 Player of the Week with two interceptions against Arizona . . . Registered 11 tackles and a pair of interceptions, returning one 67 yards for a touchdown, against Oregon State . . . Had ten tackles, a sack and a forced fumble against Michigan in the Rose Bowl . . . Played in the Senior Bowl following the season . . . At Ventura Junior College, he was named Defensive MVP of the Western State Conference Mountain Division . . . Recorded 42 tackles (35 solo), seven interceptions, eight pass deflections and six blocked kicks . . . Did not play college football in 2001 . . . Started ten games at cornerback as a redshirt freshman for Boston College in 2000 . . . Was named as a second-team All-Big East Conference choice . . . Finished second on the team with 75 tackles (61 solo) and added two forced fumbles, an interception a sack and a fumble recovery . . . Made his collegiate debut with five solo tackles and an interception against Army . . . Competed briefly with Boston College's basketball team in 2000 (following the 1999 football season), but did not see any action . . . Redshirted as a true freshman in 1999 . . . Earned degree in history.

PERSONAL

Single, resides in St. Albans, N.Y. . . . Has a daughter, Kayla Nicole (1/31/04) . . . Attended Christ the King High School in Middle Village, N.Y. . . . Broke his foot in the first game of his senior season in 1998 and missed the rest of the season until the playoff semifinals . . . As a junior in 1997, was an All-East Coast and All-League first-team selection . . . Rushed for 939 yards with 15 touchdowns and passed for 276 yards with four scores as a quarterback . . . Recorded 62 tackles with an interception (returned for a touchdown) as a defensive back . . . Played basketball, earning second-team all-league honors as the team finished with a 25-2 record and ranked third in the final USA Today poll . . . Went to high school with future NBA players Lamar Odom (Miami Heat) and Speedy Claxton (Golden State Warriors) . . . Also lettered in baseball . . . Member of Christ the King's student government . . . Played AAU basketball for Riverside Church (St. Albans, N.Y.), as his team won tournaments in France, California and

Arizona . . . Enjoys listening to music, playing video games and reading in spare time . . . Growing up was a fan of the Chicago Bulls and Michael Jordan . . . Lists "The Godfather, Part 1 and 2" as favorite movies, "Chappelle's Show" as favorite television show, "Salvation" by Belle Hooks as favorite book and Jay-Z, Jada Kiss and Anthony Hamilton as favorite recording artists . . . Full name is William Starling Poole, born July 24, 1981, in Beckley, W.V.

WILL POOLE'S COLLEGE STATISTICS

YEAR	TEAM	G-S	TACK.	ASST.	TOTAL	FUM. REC.	FOR. FUM.	INT.	YDS.	LG	TD
1999	Boston Coll.										
2000	Boston Coll.	11-10	61	14	75	1	2	1	0	0	0
2001											
2002											
2003	USC	13-11	52	28	80	2	4	7	70	67t	1
COLLEGE TOTALS		24-21	113	42	155	3	6	8	70	67t	1

ADDITIONAL STATS

Punt Returns: 5 for 26 yards, 5.2 avg., long of 11 in 2003

Pass Deflections: 8 in 2000, 19 in 2003 for total of 27

Sacks: 1 for 6 yards in 2000, 3 for 30 yards in 2003 for total of 4 for 36 yards

Tackles For Loss: 4 for 12 yards in 2000, 9 for 45 yards in 2003 for total of 13 for 57 yards

Derrick Pope

33 LINEBACKER

Height/Weight5-11, 233

Born5/4/82

CollegeAlabama '04

DraftD7b, 222

COLLEGE

Two-year letterman and one-year starter at Alabama . . . Transferred from Garden City (Kan.) Community College . . . Started 13 of 25 games for the Crimson Tide, recording 170 tackles (92 solo) with six sacks, 15 stops for loss, two forced fumbles, a fumble recovery, two interceptions and six pass deflections . . . Played in 12 games with ten starts at strongside linebacker as a senior when he served as team captain . . . Named as a first-team All-Southeastern Conference selection by the Associated Press . . . Was the recipient of the team's Lee Roy Jordan Headhunter Award . . . Finished third on the team with 105 tackles (55 solo), including five sacks, nine stops for losses and five quarterback pressures . . . Also deflected six passes and intercepted another . . . Registered a career-high 17 tackles and three quarterback pressures against Oklahoma . . . Had seven tackles and two sacks against Kentucky . . . Posted ten tackles, an interception, a stop for a loss and two pass breakups against Hawaii . . . Played in the Senior Bowl and Blue-Gray Game . . . Saw action in 13 games with three starts at middle linebacker as a junior . . . Ranked fifth on the team with 65 tackles

(37 solo), including a sack, six stops for loss and three quarterback pressures . . . Also intercepted a pass, caused two fumbles and recovered another . . . Had five tackles and returned an interception 61 yards against Arkansas . . . Registered a season-high nine tackles and forced a fumble against Vanderbilt . . . Attended Garden City Community College for two seasons (2000-01) prior to enrolling at Alabama . . . Recorded 125 tackles with nine sacks, 16 stops behind the line of scrimmage and returned two fumble recoveries for touchdowns as a sophomore . . . Was a first-team All-America choice and Region VI Defensive Most Valuable Player at middle linebacker . . . Added first-team All-Jayhawk Conference accolades . . . Had a season-high 21 tackles in Garden City's bowl game . . . Led the team with 127 tackles and seven sacks as a freshman . . . Named as a second-team JUCO All-America and first-team All-Jayhawk Conference choice . . . Majored in general studies.

PERSONAL

Single . . . Attended Ball High School in Galveston, Texas . . . Named as the school's Offensive MVP and first-team All-District selection as a running back . . . Also played basketball, baseball and ran track . . . Uncle, Kenith Pope, recruited Derrick for Alabama and presently is the assistant head coach/receivers coach at Texas A&M . . . Was a high school teammate of Steelers defensive tackle Casey Hampton . . . Has done work with the Boys and Girls Clubs . . . Growing up, the Dallas Cowboys was his favorite team and Bo Jackson was his favorite athlete . . . Lists "Life" as favorite movie, "Martin" as favorite television show and "To Kill A Mockingbird" as favorite book . . . Full name is Derrick T. Pope, born May 4, 1982, in Galveston, Texas.

DERRICK POPE'S COLLEGE STATISTICS

YEAR	TEAM	G-S	TACK.	ASST.	TOTAL	FUM. REC.	FOR. FUM.	QB SACK	YDS LOST
2002	Alabama	13-3	37	28	65	1	2	1	13
2003	Alabama	12-10	55	50	105	0	0	5	35
COLLEGE TOTALS		25-13	92	78	170	1	2	6	48

ADDITIONAL STATS

Pass Deflections: 6 in 2003

Quarterback Pressures: 3 in 2002, 5 in 2003 for total of 8

Tackles For Loss: 6 for 28 yards in 2002, 9 for 45 yards in 2003 for total of 15 for 73 yards

Interceptions: 1 for 61 yards in 2002; 1 for 0 yards in 2003 for total of 2 for 61 yards, 30.5 avg., long of 61

FREE AGENTS

Korey Banks

41 CORNERBACK

Ht/Wt5-10, 188

Born8/15/79

College Mississippi St.



Went to training camp with the Dolphins as an undrafted free agent in 2003 . . . Was waived on August 31 . . . Was signed to the team's practice squad on November 11 and spent two games there before being released on November 24 . . . Was re-signed on December 31, 2003 . . . Played his final two years (2001-02) at Mississippi State after transferring from Garden City (Kansas) Community College, where he also played two seasons (1999-2000)

. . . With the Bulldogs, started all 23 games in which he played, including 11 at right cornerback as a junior and 12 on the left side his senior season . . . Concluded his career with 93 tackles, seven interceptions, 26 pass breakups and two forced fumbles . . . Also fielded 20 punts for a 9.7-yard average with a long of 57 . . . Played in the Rotary Gridiron Classic All-Star game

following his senior season . . . Majored in interdisciplinary studies . . . Single . . . Has two sons, Korey, Jr. (10/11/98) and Kamden (1/2/03) . . . Prepped at Santaluces High School in Boynton Beach, Fla, where he helped the team to a district championship and into the state playoffs in two of his three seasons as a cornerback and punt returner . . . Selected to play in the Florida-Georgia All-Star game . . . Also lettered in track and basketball . . . Is cousins with Arizona Cardinals wide receiver Anquan Boldin, former Dolphins running back Autry Denson, former Iowa quarterback Brad Banks and former Iowa wide receiver C.J. Jones . . . Hobbies including reading and fishing . . . Lists the Bible as his favorite book and the Miami Dolphins as his favorite sports team growing up . . . Full name is Korey Lamar Banks, born August 15, 1979.

Jeremiah Bell
37 SAFETY



Ht/Wt6-1, 200
Born3/3/78
CollegeE. Kentucky

Was the third of three sixth-round draft choices (213th overall) by the Dolphins in 2003, with a compensatory pick from the NFL for net free agent losses from 2002 . . . Was waived on August 31 and signed to the practice squad a day later . . . Spent the first four games of the season there before being placed on the practice squad/injured list with a right foot injury on October 7 . . . Was a three-year letterman (1999-2001) at Eastern Kentucky . . . Missed his senior season

after sustaining a knee injury in a pickup basketball game prior to the season . . . In his three-year career, appeared in 32 games . . . Amassed 258 tackles, nine interceptions (including one for a touchdown), four fumble recoveries, seven forced fumbles, 31 passes defended and three blocked kicks . . . Started ten games as a junior in 2001 . . . Led team with 86 tackles (61 solo) and six interceptions . . . Added three tackles for loss, one sack, 15 passes defended, a fumble recovery and two forced fumbles . . . Also blocked two kicks and returned a punt for 24 yards . . . Earned recognition as a first-team Division I-AA All-American by the Associated Press and the American Football Coaches . . . Was a finalist for the Buck Buchanan Award, signifying I-AA football's top defensive player . . . Also named first-team All-Ohio Valley Conference, OVC Defensive Player of the Year and made the ECU Winners Club on both defense and special teams . . . He was selected player of the year among defensive backs and chosen ECU's Most Valuable Player on defense . . . Led team as a sophomore with 110 tackles (63 solo) and added two interceptions and a fumble recovery . . . Was selected by the ECU coaching staff as the school's Defensive MVP . . . Won the 1999 ECU team award for Defensive Back of the Year as a freshman . . . Began collegiate career as a walk-on . . . Majored in physical education . . . Single . . . Has a daughter, Yamia (7/23/00) . . . Graduated from George Rogers Clark High School in Winchester, Kentucky . . . Also lettered in basketball . . . Following high school and prior to enrolling at Eastern Kentucky, worked in a steel mill in Winchester, where he earned \$8 an hour . . . Growing up, the Chicago Bulls were his favorite sports team and Michael Jordan was his favorite athlete . . . Lists "Remember the Titans" as favorite movie, "My Wife and Kids" as favorite television show and DMX as favorite recording artist . . . Full name is Jeremiah Neavius Bell, born March 3, 1978 in Winchester, Ky.

Ronald Bellamy
15 WIDE RECEIVER



Ht/Wt6-0, 200
Born12/28/81
CollegeMichigan

Went to training camp with the Dolphins in 2003 as an undrafted college free agent . . . Was waived on August 31 before being signed to the practice squad on October 7, where he spent each of the final 12 games of the season . . . Was allocated to the Scottish Claymores of the NFL Europe League this past spring . . . Started all ten games and caught 12 passes for 191 yards and two touchdowns . . . Was a four-year letterman for the Wolverines (1999-

2002), who started 25 of the 36 games in which he played over his final three seasons . . . Finished his career with 67 receptions for 888 yards and nine touchdowns . . . Also rushed 18 times for 167 yards, returned 33 punts for a 9.8-yard average and fielded two kickoffs for a 19.5-yard average . . . Put together his most productive season as a senior in 2002 when he caught 46 passes for 530 yards and five touchdowns . . . Played in the East-West Shrine game following his senior season . . . Holds B.A. in sports management communications . . . Single . . . Attended Archbishop Shaw High School in Marrero, La., where he lettered in both football

and track . . . Was a high school teammate of N.Y. Giants defensive back Ryan Clark . . . Named as an all-district, all-metro and all-state selection as a wide receiver his senior season . . . In track, performed in the 100- and 200-meters and was a member of the 4x200-meter relay team that posted the third-fastest time in the nation as a junior . . . Finished second in the state in the 100-meter dash (10.65) as a junior . . . Hobbies include watching television and listening to music . . . Lists "Coming to America" as favorite movie, "Fresh Prince of Bel-Air" as favorite television show, "To Kill a Mockingbird" as favorite book and Cash-Money as favorite musical group . . . Growing up, was a fan of the New Orleans Saints, and Jerry Rice was his favorite athlete . . . Full name is Ronald Bellamy, born December 28, 1981 in New Orleans, La.

T.J. Bingham
92 DEFENSIVE END

Ht./Wt6-3, 262
Born5/28/77
College ..Ouachita Baptist




with Berlin in the spring of 2003, when he opened seven of the ten games in which he appeared and registered 26 tackles, seven sacks, two forced fumbles and three passes defended . . . Sack total led the team and was third in the league . . . Originally went to training camp with Kansas City as an undrafted rookie free agent in 2002 before being waived prior to the regular season . . . Split his rookie season on the practice squads of Cleveland and the Chiefs . . . Also went to training camp with Kansas City last year, but was waived prior to the regular season . . . Was a four-year performer at Ouachita Baptist in Arkadelphia, Arkansas during which time he started 33 of the 37 games in which he played . . . Posted 246 tackles, 32 sacks and 67 stops for loss during that time . . . Was an all-conference selection each of his final three seasons . . . Tallied career-high figures of 77 tackles, 12 sacks and 26 stops for loss as a senior . . . Originally enrolled at Texas Southern in 1996, but did not play . . . Did not attend school in 1997 . . . Majored in biblical studies . . . Married to Rachael . . . Lettered in football, basketball and baseball at Kashmere High School in Houston, Texas . . . Full name is Tramaine Joseph Bingham, born May 28, 1977 in Houston, Texas.

Nate Bolling
75 DEFENSIVE END

Ht./Wt6-2, 295
Born1/10/79
College ..Wake Forest




Baltimore as an undrafted college free agent in 2002 . . . Was waived by the Ravens on September 4 and then signed to the team's practice squad a day later . . . Was released on September 10 and then re-signed to the practice squad on September 16 where he spent the remainder of the year . . . Finished second on the team in the 2002 preseason with three sacks, a figure which tied for third in the NFL . . . Played with Scotland of the NFL Europe League during the spring of 2003 . . . Played in 42 games during his four-year career at Wake Forest (1998-2001) . . . Amassed 173 tackles, including 40 for loss, and 12 sacks . . . Was a second-team All-Atlantic Coast Conference performer as a senior when he started all 11 games and tallied 73 tackles, including a team-high 21 for loss . . . Also had five sacks and a forced fumble . . . Played in the Blue-Gray Game following his senior season . . . Earned degree in history . . . Married to Shalynne . . . Earned All-Ohio honors as both a junior and senior at Swanton (Ohio) High School . . . Was selected to both the "Big 33" and North-South All-Star squads . . . Led the school to the state playoffs for the first time in school history . . . Also was an All-League selection in basketball and finished second in the state championships as a senior in the shot put as a member of the track squad . . . Full name is Nate Kyle Bolling, born January 10, 1979 in Toledo, Ohio.

Signed with the Dolphins as a free agent on June 15, 2004 . . . Played with Berlin of the NFL Europe League this past spring . . . Started seven of the ten regular season games in which he played for the Thunder and recorded 31 tackles, five sacks, two forced fumbles and a pass defended, while also contributing a special teams tackle as he helped the team to a World Bowl title . . . Sack total was second on the squad and tied for sixth in NFLEL . . . First played

Signed with the Dolphins as a free agent on January 8, 2004 . . . Went to camp with Baltimore in 2003 and was waived on August 30 . . . Was signed to the Ravens' practice squad on September 1 and was there for two games before being released on September 16 . . . Was re-signed to the practice squad on December 8 and spent each of the final three games of the season there . . . Led the Ravens and the NFL during the 2003 preseason slate with five sacks . . . Originally went to camp with

Tony Brown
76 DEFENSIVE END

Ht/Wt6-1, 280
 Born9/29/80
 CollegeMemphis



Signed by the Dolphins off the practice squad of the Carolina Panthers on December 13 . . . Was inactive for each of his three games on Miami's 53-man roster . . . Went to training camp with Carolina last year as an undrafted college free agent . . . Was waived on August 31, 2003 and then signed to the Panthers' practice squad a day later, where he spent each of the first 14 weeks of the season . . . In the preseason, led Carolina with three sacks . . . Was a four-year letterman (1999-2002)

at Memphis where he started each of his final three years . . . While there, he was a teammate of Dolphins left tackle Wade Smith . . . Was a defensive end before being moved to defensive tackle for his senior season of 2002 when he was a second-team All-Conference USA selection as he registered 66 tackles, four sacks, a forced fumble and five passes defended . . . Had his most productive season as a junior when he posted 68 tackles, seven sacks, a fumble recovery, a forced fumble, 17 quarterback pressures and four passes defended . . . Overall in his four-year college career, started 33 of the 44 games in which he appeared and totaled 219 tackles, 17 sacks, two forced fumbles, a fumble recovery, and 11 passes defended . . . Majored in sociology . . . Married to Lachandra . . . Played linebacker and tight end at City High School in his hometown of Chattanooga, Tennessee and was an All-State pick as a linebacker his senior year . . . Also lettered in basketball and baseball . . . Born on September 29, 1980.

William Delahoussaye
48 LONG SNAPPER

Ht/Wt6-2, 245
 Born5/7/80
 College ..La.-Lafayette



Signed with the Dolphins as a free agent on February 13, 2004 . . . Was eligible for the 2003 NFL Draft but was not selected . . . Took part in all 45 games in his four-year collegiate career (1999-2002) as the Ragin' Cajuns' long snapper . . . Earned degree in applied sciences . . . Was a four-year letterman as a long snapper and tight end at Notre Dame High School in Crowley, La. . . Was an All-District 6-3A and All-Acadiana first-team choice as a tight end . . . Also

lettered three years as a pitcher and first baseman on the baseball team . . . Is a distant cousin of Hall of Fame jockey Eddie Delahoussaye . . . Born May 7, 1980.

Doug Easlick
42 FULLBACK

Ht/Wt5-11, 243
 Born12/4/80
 College ..Virginia Tech



Signed with the Dolphins as an undrafted college free agent on April 30, 2004 . . . Was a four-year letterman for the Hokies (2000-03), during which time he appeared in 42 contests, including starts in all 13 games in 2003 . . . Rushed for 152 yards on 36 attempts in his career . . . Blocked for 1,000-yard rushers each of the past two seasons, including Lee Suggs in 2002 and Kevin Jones this past year . . . Played in the Gridiron Classic following his senior

season . . . Also earned a letter in wrestling . . . Earned degree in residential property management . . . Resides in Marlton, N.J. . . Attended Cherokee High School in Marlton . . . Lettered in football, baseball and wrestling . . . Growing up, the Philadelphia Eagles were his favorite sports team, while Walter Payton was his favorite athlete . . . Lists "Goodfellas" as favorite movie and "Seinfeld" as favorite television show . . . Full name is Arthur Douglas Easlick, born December 4, 1980 in Mt. Holly, N.J.

Ronald Flemons
79 DEFENSIVE END

Ht./Wt6-6, 276
 Born10/29/79
 CollegeTexas A&M



season on the 53-man roster before being waived on September 22 . . . Was signed to the Falcons' practice squad on September 19 and then released on October 22 . . . Was signed to New Orleans' practice squad on November 5 where he spent two games before being re-signed to Atlanta's 53-man roster on November 21 . . . Was a four-year letterman at Texas A&M (1997-2000) who started each of his final three seasons . . . Finished his career with 113 tackles, including 14 for loss, and three sacks . . . Attended Marshall High School in San Antonio, Texas . . . Born October 20, 1979 in San Antonio.

Brenden Givan
53 LINEBACKER

Ht./Wt6-2, 252
 Born5/8/80
 CollegeStillman



second on the squad with 12 special teams tackles . . . Went to camp with Baltimore as an undrafted college free agent in 2003 . . . Was waived by the Ravens on August 25 . . . Finished his four-year collegiate stint (1999-2002) as Stillman's all-time leading tackler with 390 . . . In addition, holds school career marks for tackles for loss and sacks (38) . . . Also came up with four interceptions during his career at the Division III school located in Tuscaloosa, Ala . . . Attended Minor High School in Birmingham, Ala . . . Full name is Brendan Derrell Givan, born May 8, 1980 in Birmingham, Ala.

Dan Goodspeed
67 TACKLE

Ht./Wt6-6, 315
 Born5/20/77
 CollegeKent State



played both tackle and tight end . . . Went to training camp with the 49ers in 2001 . . . Made the final roster and dressed but did not see action in each of the first two games before being waived on September 25 . . . Was signed to the practice squad a day later and spent the next nine games there before being released on December 5 . . . Subsequently signed with the Jets and was inactive for each of the final five games of 2001 . . . Originally went to camp with San Francisco as an undrafted college free agent in 2000 before being waived by the 49ers on August 21 . . . Was a two-year starter (1998-99) at Kent State after transferring from Walsh University in North Canton, Ohio . . . Entered Kent as a tight end, and after redshirting in 1997, started all 22 games over the next two seasons . . . Served as team captain his senior year . . . Majored in chemistry . . . Married to Amy . . . Attended Lake High School in Uniontown, Ohio . . . Full name is Daniel Edward Goodspeed, born May 20, 1977 in Cleveland, Ohio.

Signed with the Dolphins as a free agent on January 27, 2004 . . . Was in training camp with Atlanta last year before being waived on August 30 . . . Originally was a seventh-round draft choice of the Falcons (226th overall) in 2001 . . . Played in one game in his rookie season, was inactive for 15 . . . First regular season action of NFL career occurred vs. Buffalo (12/23/01) . . . Played in four games, all as a reserve, in 2002 and tallied three tackles . . . Opened the

Signed with the Dolphins as a free agent on January 16, 2004 . . . Was allocated to the NFL Europe League this past spring where he played with the Berlin Thunder . . . Started all ten games at middle linebacker . . . Helped team to a World Bowl title by leading club with 70 tackles . . . Also recorded a sack, an interception, three fumble recoveries, three forced fumbles and five passes defended . . . Scored a touchdown on a 98-yard fumble return . . . Also finished

Signed with the Dolphins as a free agent on January 16, 2004 . . . Went to training camp with Tampa Bay last year and was released on August 29 . . . Was with Tampa Bay during their Super Bowl season of 2002 . . . Was signed to the team's 53-man roster on November 6 after joining the Bucs' practice squad on September 4 . . . Was inactive for each of the final seven regular season contests and all three playoff games . . . Spent the early portion of 2001 with the Orlando Rage of the XFL, where he

Todd Howard
40 CORNERBACK

Ht/Wt5-9, 185
 Born2/20/80
 CollegeMichigan



Signed with the Dolphins as a free agent on June 14, 2004 . . . Played with Amsterdam of the NFL Europe League this past spring . . . Started seven of the nine games in which he played for the Admirals and recorded 20 tackles and a team-high two interceptions . . . First played with the Amsterdam in the spring of 2003, when he opened eight of the nine games in which he appeared and registered 29 tackles and four passes defended . . . Originally went to training

camp with St. Louis as an undrafted rookie free agent in 2002 . . . Was waived in camp before being signed to the Rams' practice squad, where he spent the final nine regular season games . . . Spent 2003 on the Rams' practice squad as well after being waived in camp . . . Was a four-year performer at Michigan (1998-2001) during which time he started 34 of the 48 games in which he played . . . Posted 151 tackles, a sack, eight interceptions and a school-record 41 passes defended during that time . . . Had a career-high six interceptions his junior year . . . Majored in sports management and communications . . . Played both receiver and cornerback at Bolingbrook (Ill.) High School . . . Is a cousin of former NFL safety Blaine Bishop . . . Full name is David Todd Howard, born February 20, 1980 in Bolingbrook, Ill.

Aaron Hunt
59 DEFENSIVE END

Ht/Wt6-2, 265
 Born6/19/80
 CollegeTexas Tech



Signed with the Dolphins as a free agent on January 27, 2004 . . . Was a sixth-round draft choice of Denver in 2003 (194th overall) . . . Was waived by the Broncos on August 31 . . . Was signed to Arizona's practice squad on December 17 and spent the final two weeks of his rookie season there . . . Was a four-year letterman at Texas Tech (1999-2002) who started each of his final three seasons . . . Opened 38 of the 47 games in which he appeared . . . Registered 300

total tackles, 34 sacks, six forced fumbles and two fumble recoveries, both of which went for touchdowns . . . Is the Red Raiders' and the Big 12 Conference career sack leader . . . Posted 85 tackles and 12 sacks as a junior, and 108 tackles and nine sacks his senior season . . . Graduated with a degree in communications . . . Was a first-team Class 4A all-state selection and a first team all-district 17-4A defensive end and tight end at Denison (Texas) High School . . . Brother, Reggie played at TCU from 1996-99 . . . His cousin, Fred Washington, was a defensive tackle at TCU from 1986-89 and played one year (1990) with the Chicago Bears . . . Born June 19, 1980 in Denison, Texas.

Willie Johnson
14 WIDE RECEIVER

Ht/Wt6-4, 204
 Born1/14/81
 CollegeNevada



Signed with the Dolphins as an undrafted college free agent on May 18, 2004 after attending the club's May 30-May 2 mini camp as a non-roster invitee . . . Played one year at Nevada (2003) after transferring from Fresno City (Junior) College, where he played two seasons (2001-02) . . . Left school with one year of eligibility still remaining . . . In his lone season with the Wolfpack, played in nine games and caught 22 passes for 329 yards and two

touchdowns . . . In his final year at Fresno City, hauled in 61 passes for 1,049 yards and 14 touchdowns . . . Majored in general education and child development . . . Attended Edison High School in Fresno, Calif . . . Born January 14, 1981.

Derek Jones
3 PUNTER

Ht/Wt6-5, 234
 Born3/26/81
 CollegeNevada



McQueen High School in Reno, where he lettered in both football and baseball . . . Enjoys playing golf . . . Growing up, was a fan of the L.A. Rams . . . Lists "Casino" as favorite movie, "That 70s Show" as favorite television show and Tim McGraw as favorite recording artist . . . Full name is Derek Lee Jones, born March 26, 1981 in Reno, Nevada.

Mesene Louisdor
38 CORNERBACK

Ht/Wt5-10, 179
 Born12/3/75
 College....C. Michigan



Montreal of the CFL in 1999 and was released prior to the season . . . Spent time in the training camps of Berlin (NFLEL, 2000 and 2001) and the XFL (2000) . . . Played two seasons at Central Michigan (1997-98) after transferring from Eastern Arizona Junior College, where he started each of the previous two years . . . Majored in criminal justice . . . Attended Miami Beach High School for his first three years . . . During that time, he lettered in both football and track . . . Was a high school teammate of such future NFL players as Duane Starks, Samari Rolle and Terry Cousin . . . Played his final year at Edison High School . . . Was born in the Bahamas and lived there until he was five years old before his family moved to Miami . . . Born December 3, 1975 in Nassau, The Bahamas.

Shawn Lynch
65 CENTER

Ht/Wt6-4, 289
 Born7/25/79
 CollegeDuke



Was signed to the Dolphins' practice squad on September 29, 2003 and spent the final 13 games of the '03 season there . . . Was in training camp with Kansas City last year before being released on August 31 . . . Played with Barcelona of the NFL Europe League in the spring of 2003, where he started all ten games . . . Went to camp with the Chiefs as an undrafted college free agent in 2002 . . . Was waived on September 2, 2002 . . . Started 31 of the 42 games in which he played at both

guard and center during his four-year collegiate career with the Blue Devils (1998-2001) . . . Was named the team's Most Outstanding Offensive Lineman his senior season . . . Graduated with a degree in economics . . . Prepped at Wellington High School in West Palm Beach, Florida where he was a four-year starter for the football team . . . Also qualified for the state finals in weightlifting . . . Full name is Shawn Michael Lynch, born July 25, 1979 in West Palm Beach.

Josh Mallard
56 DEFENSIVE END


Ht/Wt6-2, 259
 Born3/21/80
 CollegeGeorgia



all in a reserve role . . . Compiled 20 tackles, a sack and three fumble recoveries . . . Was inactive for three contests . . . Posted a sack and a pair of fumble recoveries, one of which set up a touchdown, in a 20-3 win over Dallas (11/17) . . . Started seven of the 43 games in which he played during his four-year collegiate career at Georgia (1998-2001) . . . Amassed 74 tackles, 17 stops for loss, 18 sacks and five forced fumbles . . . Majored in economics . . . Attended Benedictine Military Academy . . . Helped lead the school to a 12-2 record and the state quarterfinals as a senior in 1997 when he recorded 168 tackles and 36 sacks . . . Earned numerous honors . . . Was a SuperPrep All-America selection, was named to the Atlanta Journal-Constitution Super Southern 100, Top 50 in Georgia and AAAA All-State first-team . . . Was a first-team AAAA All-State choice by the Georgia Sportswriters Association . . . Was the Region 3-AAAA Defensive Player of the Year . . . Was the Savannah News Press All-City and Savannah Player of the Year . . . Full name is Joshua B. Mallard, born March 21, 1980 in Savannah, Georgia.

Kelvin Millhouse
35 CORNERBACK

Ht/Wt6-1, 208
 Born1/7/81
 CollegeHawaii



. . . Was a first-team All-Western Athletic Conference pick as a senior in 2003 when he posted 53 tackles and four interceptions . . . Played in the East-West Shrine Game following his senior season . . . Was a second-team All-WAC selection as a junior when he recorded 61 tackles and four interceptions . . . Earned degree in communications . . . Resides in Anaheim, Calif. . . . Earned all-league and all-county honors at Mater Dei High School in Santa Ana, Calif., where he was part of a team that won the 1998 CIF championship . . . Enjoys listening to music . . . Growing up, Deion Sanders was his favorite athlete . . . Full name is Kelvin B. Millhouse, born January 7, 1981 in Santa Ana, Calif.

Snoop Minnis
19 WIDE RECEIVER

Ht/Wt6-1, 170
 Born2/6/77
 College ..Florida State



Kansas City in 2001 . . . In two seasons with the Chiefs (2001-02), played in 15 games, including 11 starts . . . Totaled 34 receptions for 515 yards and a touchdown . . . As a rookie in 2001, opened 11 of the 13 games in which he played . . . Caught 33 passes for 511 yards and a TD that year . . . Lone touchdown catch of his career came in his NFL debut, vs. Oakland (9/9/01), when he hauled in a 30-yard scoring pass from Trent Green . . . Was a four-year letterman for the Seminoles (1997-2000), during which time he started 19 of the 43 games in

Signed with the Dolphins as a free agent on February 4, 2004 . . . Was in training camp with Indianapolis last year . . . In preseason finale against Cincinnati, stripped the ball from QB Carson Palmer on a nine-yard sack in the fourth quarter and Raheem Brock returned the loose ball 70 yards for a touchdown, propelling the Colts to a 21-20 victory . . . Originally a seventh-round draft choice of the Colts in 2002 (220th overall) . . . Played in 13 games with the Colts in his rookie season,

Signed with the Dolphins as an undrafted college free agent on April 30, 2004 . . . Played three years at Hawaii (2001-03), during which time he started 37 of the 40 games in which he appeared . . . Opened all 28 games at right cornerback over the last three years . . . Finished his career with 150 tackles, 13 interceptions and 38 pass breakups . . . Redshirted in 2000 after transferring from Mt. San Antonio Junior College in Walnut, Calif, where he played in 1999

Signed with the Dolphins as a free agent on January 28, 2004 . . . Went to training camp with Kansas City last year before the Chiefs waived him on August 31 . . . Was signed by Tampa Bay on September 24 and then released by the Bucs on October 7 . . . Was re-signed by Tampa Bay on December 2 and then released on December 13 . . . Was inactive for both games on the Bucs' 53-man roster . . . Originally was a third-round draft choice (77th overall) of

which he appeared . . . Posted 115 receptions for 2,098 yards and 17 touchdowns in his career . . . Had his best year as a senior in 2000 when he caught 63 passes for 1,340 yards and 11 touchdowns . . . Was a first-team All-Atlantic Coast Conference selection that year as well as a first-team All-America pick by several outlets . . . Was a finalist for the Fred Biletnikoff Award, given annually to the nation's top receiver . . . Majored in criminology . . . Prepped at Northwestern High School in Miami, where he was a Class 6A All-State selection . . . Played in the Florida-Georgia All-Star Game following his senior season . . . Goes by the nickname of "Snoop", given to him as a toddler by his mother because he was constantly exploring his surroundings . . . Has two daughters, Tatyana (five) and V'tiya (one) . . . Full name is Marvin Dwayne Minnis, born February 6, 1977 in Miami.



Kevin Mitchell
46 LINEBACKER
 Ht./Wt5-11, 218
 Born10/2/80
 CollegeOregon

Signed with the Dolphins as an undrafted college free agent on April 30, 2004 . . . A four-year letterman for the Ducks (2000-03) who participated in 50 games during that time, including 39 starts . . . Totaled 367 tackles, including 44 for loss, 15 sacks, three interceptions, four fumble recoveries and two forced fumbles . . . Went over the 100-tackle mark each of his final three seasons . . . Was a second-team All-Pac 10 performer as a junior when he racked up

114 tackles, good for second on the club . . . Led the team with 112 tackles as a senior when he also earned second team all-conference honors . . . Holds degree in sociology . . . Married to Melanie . . . Resides in Orange, Calif . . . Attended Mater Dei High School in Santa Ana, Calif., where he was a three time all-CIF Division I honoree . . . Lists "Outsiders" as favorite movie . . . Full name is Kevin Granville Mitchell, born October 2, 1980 in Orange, Calif.



Ben Moa
32 FULLBACK
 Ht./Wt6-2, 256
 Born4/22/81
 CollegeUtah

Signed with the Dolphins as an undrafted college free agent on April 30, 2004 . . . Played his final two collegiate seasons at Utah (2002-03) after transferring from Modesto (Calif.) Junior College . . . Was a tight end throughout his collegiate career . . . Played in 23 games with the Utes, and finished his two-year career with 40 receptions for 492 yards and three touchdowns . . . As a senior in 2003, caught 26 passes for 366 yards and three scores and was a

first-team All-Mountain West Conference choice . . . Played in the Hula Bowl following his senior season . . . Majored in sociology . . . Married to Christina with two sons, Sione Hafoka Raul (3/11/02) and Aisea Penisimani Arnufu (2/5/04) . . . Resides in Modesto, Calif . . . Is of Tongan heritage on his mother's side . . . Was raised by his grandfather, Sione Hafoka Moa . . . Lettered in football, basketball and track at Ogden (Utah) High School . . . Was a first-team all-state, all-region and all-area selection in football as a senior . . . Won the state shot put championship and was second in the discus as a senior . . . Also played rugby . . . Enjoys fishing and playing basketball in his spare time . . . Has spent time speaking with troubled youths . . . Growing up, was a fan of the L.A. Lakers and Michael Jordan . . . Lists "Once Were Warriors" as favorite movie, cartoons as favorite television shows, "It" by Stephen King as favorite book and 50 cent and Tupac as favorite recording artists . . . Full name is Ben J. Moa, born April 22, 1981 in San Bernardino, Calif.



Carl Morris
17 WIDE RECEIVER

Ht/Wt6-3, 213
 Born3/3/81
 CollegeHarvard

Was signed by the Dolphins to the practice squad on December 10, 2003 where he spent each of the final three games of the season . . . Was allocated to Cologne of the NFL Europe League this past spring . . . Started eight of the ten games in which he played for the Centurions . . . Caught 35 passes for 530 yards and four touchdowns . . . Was second on the team and eighth in the league in receptions . . . Led team in receiving yards and was second in

touchdowns . . . Was fifth in the league in receiving yards . . . Went to camp with Indianapolis as an undrafted college free agent in 2003 before being waived on August 12 . . . Was claimed by Philadelphia and then released by the Eagles on August 25 . . . Finished his four-year collegiate career (1999-2002) as Harvard's all-time leading receiver with 245 receptions for 3,488 yards and 28 touchdowns . . . Owns the three-highest single-season reception and receiving yardage totals in school history, including his senior year of 2002 when he accounted for career-high numbers of 90 receptions, 1,288 yards and eight touchdowns . . . Was both a first-team All-Ivy League selection and the Ivy League Offensive Player of the Year in each of his final two years . . . Played in the East-West Shrine Game and the Hula Bowl following his senior season . . . Majored in economics . . . Hobbies include working on computers . . . Attended Episcopal High School in Sterling, Virginia where he lettered in football, basketball, baseball and soccer . . . Football team went undefeated his senior season and captured the league title . . . Helped basketball squad to three straight state championships . . . In baseball, was a first-team all-league choice as a senior when he was named the league's MVP . . . Born on March 3, 1981.



Alphonso Roundtree
45 CORNERBACK

Ht/Wt6-0, 183
 Born7/7/77
 CollegeTulane

Signed with the Dolphins as a free agent on January 6, 2003 . . . Was waived on August 31 prior to being signed to the team's practice squad on September 1 . . . Spent each of the first eight games of the season there before being activated to the 53-man roster on November 8 . . . Had a two-game stint on the team's 53-man roster and was inactive for both contests before being released on November 19 . . . Was re-signed on to the practice squad on November 24

where he remained for the final five contests . . . Was allocated to the Scottish Claymores of the NFL Europe League this past spring . . . Started nine of the ten games in which he played . . . Posted 43 tackles, two interceptions, 11 passes defended, two fumble recoveries and two forced fumbles . . . Also fielded six punts for 36 yards . . . Played three seasons (2000-02) in the Canadian Football League, including 2000-01 with Montreal and 2002 with Ottawa . . . For the Renegades in '02, recorded 24 tackles and a team-high four interceptions for 63 yards in returns . . . Added nine passes defended . . . Also returned seven punts for a 9.1-yard average and three kickoffs for a 13.3-yard average . . . In three CFL seasons, totaled 81 tackles and six interceptions for 139 yards in returns, including one touchdown . . . Went to training camp with Tampa Bay as an undrafted rookie free agent in 1999 after signing with the team on July 29 . . . Was waived by the Bucs on August 29 . . . Was a four-year letterman for the Green Wave (1995-98), where he started each of his final two years . . . Was a reserve cornerback his first two seasons before being moved to free safety, where he opened 10 games as a junior . . . Was moved back to cornerback for his senior season and started ten contests there . . . Finished his career with 145 tackles and six interceptions for 164 yards in returns and two touchdowns . . . Had his most productive season as a junior in 1997 when he posted 61 tackles and four interceptions, including one for a score . . . Majored in business . . . Played both defensive back and quarterback as a senior at Southeast High School in Bradenton, Fla . . . Full name is Alphonso Roundtree Jr., born July 7, 1977 in Bradenton, Fla.

Fred Russell
30 **RUNNING BACK**

Ht/Wt5-7, 191
 Born9/14/80
 CollegeIowa



seasons . . . Ran for 1,355 yards and seven touchdowns on 282 carries last year, which ranked third in the Big 10, while gaining 1,264 yards and nine scores on 220 attempts his junior season, placing him fifth in the conference . . . Was a first-team All-Big 10 pick as a junior, and a second-team selection his senior season . . . Played in the Hula Bowl following his senior season . . . Also lettered in track . . . Holds degree in African-American World Studies . . . Resides in Romulus, Mich. . . Has two sons, Jalyln (11/24/00) and Landry (11/14/01) . . . Attended Milford (Conn.) Academy Prep School before entering Iowa . . . Originally enrolled at the University of Michigan out of high school . . . Attended Romulus (Mich.) High School, where he was an all-state performer as both a junior and senior . . . Set the state record for touchdowns in a season (44 as a senior) and a career (85), while establishing school standards for rushing yards in a season (2,473 as a senior) and a career (5,087) . . . Also lettered in track . . . Growing up, was a fan of the Detroit Lions and Barry Sanders . . . Full name is Fred Robert Russell, born September 14, 1980 in Wayne, Mich.

Bobby Sippio
11 **WIDE RECEIVER/
DEFENSIVE BACK**

Ht/Wt6-3, 215
 Born1/24/80
 College .W. Kentucky



tackles and five interceptions on defense . . . Played three seasons as a cornerback at Western Kentucky (1999-2001) . . . Left school with one year of eligibility still remaining . . . Totaled 19 interceptions in his career, including a career-high ten as a sophomore in 2000, which represented a school record . . . Was a Division I-AA All-America selection that year . . . Was an All-Ohio Valley Conference pick as a freshman in 1999 when he registered 75 tackles and four interceptions . . . Majored in social and behavioral science . . . Attended Kissimmee-Osceola High School in Kissimmee, Fla., where he played defensive back as a sophomore and junior before being moved to quarterback for his senior season . . . Led his team to the Class 5A state championship in his final year as he rushed for 1,210 yards and threw for 1,199 yards . . . Also lettered three times in basketball and once in track . . . Full name is Robert Lee Sippio Jr., born January 24, 1980.

Jerome Stevens
97 **DEFENSIVE TACKLE**

Ht/Wt6-1, 310
 Born10/19/80
 CollegeWashington



. . . Attended Rio Mesa High School in Oxnard, Calif., where he lettered in football, basketball and track . . . Enjoys playing cards, reading and cooking in his spare time . . . Family owns

Signed with the Dolphins as an undrafted college free agent on April 30, 2004 . . . Played four years at Iowa (2000-03), during which time he started 24 of the 36 games in which he played . . . Amassed 2,760 rushing yards and 17 touchdowns on 523 attempts, caught eight passes for 45 yards and returned 18 kickoffs for a 21.8-yard average . . . Rushing total is fourth-most in school history . . . Surpassed the 1,000-yard rushing mark each of his final two


Signed with the Dolphins as a free agent on June 24, 2004 . . . Played with the Dallas Desperados of the Arena League in 2004, where he caught 75 passes for 1,218 yards and 32 touchdowns on offense, and recorded 28 tackles and two interceptions on defense . . . Played with the Greensboro Prowlers of Arena League 2 in 2003 and was voted as that league's Ironman of the Year as he caught 57 passes for 1,009 yards and 27 touchdowns on offense, and posted 66

Signed with the Dolphins as an undrafted college free agent on April 30, 2004 . . . Was a four-year letterman for the Huskies (2000-03), during which time he started 22 of the 45 games in which he played . . . Finished his career with 86 tackles, 18.5 stops for loss, 6.5 sacks, and a fumble recovery . . . Had his most productive season as a senior when he started all 12 contests and tallied 36 tackles, 7.5 stops for loss and four sacks . . . Holds degree in sociology

bar-b-que business called "It's In The Sauce Texas Style", located in Ventura, Calif. . . Growing up, was a fan of the Dallas Cowboys and Bo Jackson . . . Lists "All About the Benjamins" as favorite movie, "Chappelle's Show" as favorite television show, "The Code of the Streets" by Elijah Anderson as favorite book and Snoop Dog as favorite recording artist . . . Full name is Jerome A. Stevens, born October 19, 1980 in Oxnard, CA.

Clint Stoerner
5 QUARTERBACK

Ht./Wt6-2, 225
 Born12/29/77
 CollegeArkansas




Was signed to the Dolphins' practice squad on September 1, 2003 and spent each of the first two games there before being released on September 16 . . . Was re-signed on January 14, 2004 . . . Was allocated to Amsterdam of the NFL Europe League this past spring . . . Started all ten games . . . Completed 147 of 259 passes (56.8%) for 1,788 yards with 11 touchdowns and 10 interceptions . . . Also rushed for 123 yards on 23 attempts . . . Was in camp with Dallas

last year before being waived on August 23 . . . Originally entered the league in 2000 after signing with the Cowboys as an undrafted rookie free agent out of Arkansas . . . Has played in six games in his NFL career including two starts, both in 2001 . . . Completed 26 of 49 passes for 314 yards with three touchdowns and five interceptions that year, as he led Dallas to a record of 1-1 . . . Saw action in a reserve role at Philadelphia (9/30/01) and hit on four of seven passes for 44 yards, including the first two touchdowns of his NFL career . . . Had scoring strikes of five yards to Robert Thomas and 11 yards to Michael Wiley . . . First career start came vs. Arizona (10/28/01) as injuries sidelined both Anthony Wright and Quincy Carter . . . Was 9 of 19 for 93 yards with one interception, while also rushing for 23 yards on seven carries, including a six-yard scoring run, in the Cowboys' 17-3 victory . . . Also opened the following week at N.Y. Giants (11/4/01) . . . Completed 13 of 23 passes for 177 yards with one touchdown and four interceptions in Dallas' 27-24 overtime loss . . . Overall in Stoerner's five career games, he has connected on 29 of 54 passes (53.7%) for 367 yards with four touchdowns and five interceptions . . . Also has rushed for 27 yards and a touchdown on nine attempts . . . Played with the Scottish Claymores of the NFL Europe League in the spring of 2001 and was 171 of 307 for 1,866 yards with 10 touchdowns and eight interceptions . . . Was a three-year starter for the Razorbacks . . . Had his most productive season as a junior in 1998 when he hit on 167 of 312 passes for 2,629 yards with 26 touchdowns and just eight interceptions and was a second-team All-Southeastern Conference selection . . . As a senior, was 177 of 317 for 2,293 yards with 19 touchdowns and 10 interceptions . . . Overall in his four-year career (1996-99), completed 528 of 1,023 passes for 7,422 yards with 57 touchdowns and 37 interceptions . . . Is first on Arkansas' career chart for completions, attempts, yards and touchdown passes . . . Majored in small business management . . . Attended Lee High School in Baytown, Texas where he earned all-district and honorable mention all-state accolades as a senior when he completed 148 of 247 passes for 2,416 yards with 28 touchdowns . . . Only played quarterback his senior year after being moved from wide receiver . . . Also earned all-district honors as a punter following his junior season . . . Also lettered in baseball and earned all-district honors in that sport as well when he batted .450 . . . Born December 29, 1977 in Baytown, Texas.

Winston Taylor
47 LINEBACKER

Ht./Wt6-1, 241
 Born10/10/81
 CollegeIllinois



Signed with the Dolphins as an undrafted college free agent on April 30, 2004 . . . Played his final two collegiate seasons at Illinois (2002-03) after transferring from Eastern Illinois, where he played from 1999-2000 . . . Sat out the 2001 season due to NCAA transfer rules . . . In two years with the Illini, played in 23 games and totaled 136 tackles, 6.5 stops for loss, three sacks, two forced fumbles and two passes defended . . . Finished second on the

squad in tackles his senior year with 108 . . . In two years at Eastern Illinois, totaled 112 tackles, including 74 in 2000 . . . Holds degree in political science . . . Resides in Decatur, Ill . . . Has a daughter, Tori Lanay (3/29/04) . . . Lettered in football and wrestling at Mount Zion High School in Decatur . . . Won a state wrestling title as a senior . . . Brother, Phil, played

football at Eastern Illinois, while his sister, Theresia, played softball at Illinois State . . . Growing up, was a fan of the Chicago Bulls and Michael Jordan . . . Lists "Boyz 'N The Hood" as favorite movie, "Of Mice and Men" as favorite book and Mystical as favorite musical group . . . Full name is Winston Jarnell Taylor, born October 10, 1981 in Decatur, Ill.



Hart Turner
43 TIGHT END
 Ht./Wt6-4, 243
 Born11/17/81
 CollegeS. Carolina

Signed with the Dolphins as an undrafted college free agent on April 30, 2004 . . . Was a four-year letterman for the Gamecocks (2000-03), during which time he played in 46 games, including 23 starts . . . Concluded his career with 23 receptions for 245 yards and two touchdowns . . . Had his best year as a senior when he hauled in 18 passes for 207 yards and a touchdown . . . Majored in biology . . . Resides in Columbia, S.C. . . . Attended Dorman High School in

Spartanburg, S.C., where he helped his team to the 1999 AAAA state championship game . . . Was an all-state and all-region selection as a senior as well . . . Also lettered in soccer, basketball and track . . . Growing up, was a fan of the Atlanta Braves and N.Y. Jets wide receiver Wayne Chrebet . . . Lists "Wild Boyz" as favorite television show, "Bleachers" as favorite book and Jack Johnson as favorite recording artist . . . Full name is Harley James Turner IV, born November 17, 1981 in Spartanburg, S.C.



Andy Wagstrom
61 GUARD
 Ht./Wt6-4, 300
 Born9/18/80
 College..S. Dakota St.

Signed with the Dolphins as an undrafted college free agent on April 30, 2004 . . . Played four years at South Dakota State (2000-03), including the final three as a starter . . . Started every game at right tackle as a senior in 2003 . . . Played in the Cactus Bowl All-Star Game (Division II) following his senior season . . . Opened each of the first five contests of his junior season before being diagnosed with mono . . . Majored in civil engineering . . . Attended Faribault

(Minn.) High School where he lettered in football, track and wrestling . . . Was a high school teammate of Lions defensive back Chris Kern . . . Growing up, was a fan of the Minnesota Vikings and baseball player Kirby Puckett . . . Lists "Pulp Fiction" as favorite movie, "The Sopranos" as favorite television show and Slipknot as favorite musical group . . . Enjoys hunting and fishing in spare time . . . Full name is Andrew John Wagstrom, born September 18, 1980 in St. Louis Park, Minn.



Quintin Williams
8 SAFETY
 Ht./Wt5-11, 204
 Born9/24/82
 College ..Wake Forest

Signed with the Dolphins as an undrafted college free agent on April 30, 2004 . . . Was a four-year letterman for the Demon Deacons (2000-03), and during that time played in 44 games, including 42 starts . . . Totaled 263 tackles, eight interceptions, 24 pass breakups, four fumble recoveries and three forced fumbles in his career . . . Began his career as a cornerback before being moved to free safety . . . As a senior in 2003, registered a career-high

88 tackles . . . Also had an interception, five pass breakups and three fumble recoveries . . . Holds degree in English . . . Earned Atlantic Coast Conference Honor Roll, Wake Forest Dean's List and Academic All-ACC accolades . . . Attended Rosewood High School in Goldsboro, N.C., where he played both running back and defensive back . . . Received class valedictorian honors . . . Enjoys the martial arts in spare time . . . Growing up, was a fan of the Miami Dolphins and Broncos safety Steve Atwater . . . Lists "Kill Bill" as favorite movie, "The X-Files" as favorite television show, "Light in August" as favorite book and Eminem as favorite recording artist . . . Full name is Quintin Wayne Williams, born September 24, 1982 in Goldsboro, N.C.

Eric Wilson
62 **GUARD**



Ht/Wt6-3, 300
 Born1/30/78
 CollegeMichigan

Signed with the Dolphins as a free agent on January 6, 2004 . . . Played with Winnipeg of the Canadian League each of the past two seasons . . . Appeared in a total of 33 games with the Blue Bombers during that time . . . Began his CFL career as a defensive lineman, but after his first few games, injuries precipitated a move to the offensive line . . . Last year, including playoffs, played in 18 games, starting 16 of them at right guard . . . Also saw time at defensive

tackle, where he also started three contests . . . In the final regular season game and playoff contest last year, opened at both right guard and defensive tackle . . . Originally went to training camp with Detroit as an undrafted rookie free agent in 2001 . . . Was released by the Lions on August 29 . . . Played in 45 games, including 18 starts, in his four-year career (1997-2000) with the Wolverines . . . As a defensive lineman in college, collected 77 tackles and four sacks . . . Served as team captain his senior year . . . Earned degree in sports management and communications . . . Prepped at Monroe (Mich.) High School where he played on both the offensive and defensive lines . . . Was an All-State selection . . . Also lettered in track where he competed in the shot put and the discus . . . Born January 30, 1978.

Renaldo Works
2 **RUNNING BACK**



Ht/Wt6-0, 216
 Born12/10/81
 CollegeOklahoma

Signed with the Dolphins as an undrafted college free agent on April 30, 2004 . . . Was a four-year letterman at Oklahoma (2000-03) who opened 10 of the 45 games in which he played during his career . . . Compiled 1,538 yards rushing and 21 touchdowns on 309 attempts, and caught 42 passes for 410 yards and a pair of scores . . . Did not become a starter until his senior year when he opened seven of the 12 contests in which he played . . . Responded with a career-high 716 yards

rushing and eight touchdowns on 146 carries, and 17 receptions for 150 yards . . . Rushing total ranked second on the club . . . Played in the East-West Shrine Game following his senior season . . . Was a first-team Academic All-Big 12 Conference selection as a senior . . . Majored in Management Information Systems . . . Attended Booker T. Washington High School in Tulsa, Okla., where he also starred on the school's football, wrestling and track squads . . . Enjoys playing video games in spare time . . . Bo Jackson was his favorite athlete growing up . . . Lists "Blue Streak" as favorite movie, "Martin" as favorite television show, The Bible as favorite book and Usher as favorite recording artist . . . Born December 10, 1981 in Tulsa, Okla.

DOLPHINS' UNDRAFTED ROOKIE FREE AGENT SUCCESS

Since 2000, a total of seven undrafted college free agents signed by the Dolphins have appeared on the team's 53-man roster during their rookie seasons. Of this total, five were on the roster for all 16 regular season games, including defensive end Otis Grigsby and guard Billy Yates in 2003. Since 1996, nine such players have been part of the Dolphins' roster in their rookie seasons, with seven having spent all 16 games there, including Larry Izzo, a rookie free agent out of Rice in 1996 who went on to earn Pro Bowl status as a special teams player following the 2000 season. Other undrafted free agents over the past eight years who found themselves on the Dolphins' roster in their rookie seasons include G Greg Jerman (2002), LB Justin Seaverns (2002), C/G Troy Andrew (2001), S Trent Gamble (2000), LB Tommy Hendricks (2000) and LB Anthony Harris (1996). In addition, defensive end Adewale Ogunleye signed with the Dolphins as an undrafted rookie free agent out of Indiana in 2000, and sat out his entire rookie season because of a knee injury. He has gone on to register 24.5 sacks over the past two years, and last season was voted as a starter to the Pro Bowl when he led the AFC with 15 sacks. Current Dolphins tight ends coach Bernie Parmalee also made the Dolphins' roster as an undrafted free agent, in 1992 out of Ball State, and proceeded to become one of the Dolphins' top special teams players in his seven-year career with the club (1992-98), while he also currently stands in 12th spot on the team's all-time rushing chart with 1,959 yards and 15 touchdowns on 513 carries.

HOW MIAMI WAS BUILT

YEAR	DRAFT (21)	FREE AGENTS/ WAIVERS (22)	TRADES (4)
1994	DT Tim Bowens (1)		
1996	LB Zach Thomas (5c)		
1997	CB Sam Madison (2)	K Olindo Mare (FA)	
	DE Jason Taylor (3a)		
	TE Ed Perry (6d)		
1998	CB Patrick Surtain (2a)		
2000	S Arturo Freeman (5)	QB Jay Fiedler (UFA-Jacksonville)	
		DE Adewale Ogunleye (FA)	
2001	WR Chris Chambers (2)	DE David Bowens (FA)	
	RB Travis Minor (3a)	S Shawn Wooden (FA)	
	LB Morlon Greenwood (3b)		
2002	C Seth McKinney (3)	DT Larry Chester (UFA-Carolina)	QB Sage Rosenfels (from Washington)
	TE Randy McMichael (4)	T Greg Jerman (FA)	DE Jay Williams (from Carolina)
	WR Sam Simmons (5b)	DT Dario Romero (FA)	RB Ricky Williams (from New Orleans)
	RB Leonard Henry (7)		
2003	LB Eddie Moore (2)	LB Brendon Ayanbadejo (FA)	LB Seau, Junior (from San Diego)
	T Wade Smith (3a)	G Brad Bedell (FA)	
	G Taylor Whitley (3b)	WR Ronald Bellamy (FA)	
	TE Donald Lee (5a)	DE Tony Brown (FA)	
	WR J.R. Tolver (5b)	DE Otis Grigsby (FA)	
	LB Corey Jenkins (6a)	S Sammy Knight (UFA-New Orleans)	
	S Jeremiah Bell (6c)	C Shawn Lynch (FA)	
		WR Carl Morris (FA)	
		WR Kendall Newson (FA)	
		CB Alphonso Roundtree (FA)	
		WR Derrius Thompson (UFA-Washington)	
		P Matt Turk (FA)	
		G Billy Yates (FA)	
		DT Jeff Zgonina (UFA-St. Louis)	

DOLPHINS POST 27 ALL-TIME SHUTOUTS

The Miami Dolphins have held an opponent scoreless 27 times (24 times in the regular season and three in the playoffs) in the history of the franchise, including a high of seven shutouts of the Baltimore/Indianapolis Colts. Miami has recorded 18 shutouts at home and nine on the road.

The Dolphins have been held scoreless a total of 15 times (14 regular season, 1 play-off), including three times by the New England Patriots and twice each by the Buffalo Bills, Baltimore/Indianapolis Colts and Kansas City Chiefs. Miami has been shut out four times at home and 11 times on the road.

MIAMI DOLPHINS 2004

NO.	NAME	POS.	HT.	WT.	BIRTH-DATE
36	Akins, Chris	S	5-11	200	11/29/76
50	Ayanbadejo, Brendon	LB	6-1	230	9/6/76
63	Bedell, Brad	G	6-4	302	2/12/77
80	Boston, David	WR	6-2	240	8/19/78
96	Bowens, David	DE	6-3	260	7/3/77
95	Bowens, Tim	DT	6-4	325	2/7/73
84	Chambers, Chris	WR	5-11	210	8/12/78
64	Chester, Larry	DT	6-2	325	10/17/75
21	Edwards, Antuan	S	6-1	210	5/26/77
7	Feeley, A.J.	QB	6-3	225	5/16/77
9	Fiedler, Jay	QB	6-2	225	12/29/71
79	Flemons, Ronald	DE	6-6	276	10/20/79
20	Freeman, Arturo	S	6-1	200	10/27/76
67	Goodspeed, Dan	T	6-6	300	5/20/77
52	Greenwood, Morlon	LB	6-0	238	7/17/78
98	Grigsby, Otis	DE	6-3	260	11/19/80
26	Henry, Leonard	RB	6-1	210	1/5/78
25	Howard, Reggie	CB	6-0	190	5/17/77
78	James, Jenó	G	6-3	310	1/12/77
57	Jenkins, Corey	LB	6-0	222	8/25/76
60	Jerman, Greg	G	6-5	310	1/24/79
49	Jones, John	TE	6-4	255	4/4/75
24	Knight, Sammy	S	6-0	215	9/10/75
44	Konrad, Rob	FB	6-3	255	11/12/76
85	Lee, Donald	TE	6-3	255	8/31/80
29	Madison, Sam	CB	5-11	185	4/23/74
56	Mallard, Josh	DE	6-2	259	3/21/80
10	Mare, Olindo	K	5-10	190	6/6/73
77	McIntosh, Damion	T	6-4	325	3/25/77
68	McKinney, Seth	C	6-3	305	6/12/79
81	McMichael, Randy	TE	6-3	250	6/28/79
19	Minnis, Snoop	WR	6-1	170	2/6/77
28	Minor, Travis	RB	5-10	205	6/30/79
58	Moore, Eddie	LB	6-0	230	7/5/80
31	Morris, Sammy	RB	6-0	220	3/23/77
82	Newson, Kendall	WR	6-1	198	3/5/80
93	Ogunleye, Adewale	DE	6-4	260	8/9/77
89	Perry, Ed	TE	6-4	265	9/1/74
94	Romero, Dario	DT	6-3	305	4/13/78
18	Rosenfels, Sage	QB	6-4	222	3/6/78
55	Seau, Junior	LB	6-3	250	1/19/69
83	Simmons, Sam	WR	5-9	200	11/25/79
74	Smith, Wade	T	6-4	300	4/26/81
70	St. Clair, John	T	6-4	315	7/31/78
5	Stoerner, Clint	QB	6-2	225	12/29/77
23	Surtain, Patrick	CB	5-11	192	6/19/76
99	Taylor, Jason	DE	6-6	255	9/1/74
54	Thomas, Zach	LB	5-11	230	9/1/73
88	Thompson, Derrius	WR	6-2	220	7/5/77
87	Tolver, J.R.	WR	6-1	200	1/13/80
1	Turk, Matt	P	6-5	250	6/16/70
69	Whitley, Taylor	G	6-4	315	2/21/80
86	Wilkins, Terrence	WR	5-10	180	7/29/75
91	Williams, Jay	DE	6-3	275	10/13/71
34	Williams, Ricky	RB	5-10	226	5/21/77
22	Wooden, Shawn	S	5-11	205	10/23/73
73	Yates, Billy	G	6-2	305	4/15/80
90	Zgonina, Jeff	DT	6-2	285	5/24/70

VETERANS ROSTER

NFL EXP.	COLLEGE	HOMETOWN	HOW ACQUIRED
6	Arkansas-Pine Bluff '99	Little Rock, AR	UFA, '04 (N.E.)
2	UCLA '99	Santa Cruz, CA	FA, '03
4	Colorado '00	Arcadia, CA	FA, '03
6	Ohio State '00	Humble, TX	Tr, '04 (S.D.)
5	Western Illinois '99	Detroit, MI	FA, '01
11	Mississippi '95	Okolona, MS	D1, '94
4	Wisconsin '01	Cleveland, OH	D2, '01
7	Temple '98	Hammond, LA	UFA, '02 (Car.)
6	Clemson '99	Starkville, MS	UFA, '04 (G.B.)
4	Oregon '01	Ontario, OR	T, '04 (Phil.)
9	Dartmouth '94	Oceanside, NY	UFA, '00 (Jack.)
3	Texas A&M '01	San Antonio, TX	FA, '04
5	South Carolina '00	Orangeburg, SC	D5, '00
2	Kent State '00	Uniontown, OH	FA, '04
4	Syracuse '01	Freeport, NY	D3b, '01
2	Kentucky '03	Converse, TX	FA, '03
2	East Carolina '02	Clinton, NC	D7, '02
5	Memphis '00	Memphis, TN	UFA, '04 (Car.)
5	Auburn '00	Montgomery, AL	UFA, '04 (Car.)
2	South Carolina '03	Columbia, SC	D6a, '03
3	Baylor '02	El Paso, TX	FA, '02
5	Indiana (Pa.) '00	Cleveland, OH	UFA, '04 (Balt.)
8	USC '97	Riverside, CA	UFA, '03 (N.O.)
6	Syracuse '99	Andover, MA	D2b, '99
2	Mississippi State '03	Maben, MS	D5a, '03
8	Louisville '97	Monticello, FL	D2, '97
2	Georgia '02	Savannah, GA	FA, '04
8	Syracuse '96	Cooper City, FL	FA, '97
5	Kansas State '00	Hollywood, FL	UFA, '04 (S.D.)
3	Texas A&M '02	Austin, TX	D3, '02
3	Georgia '02	Fort Valley, GA	D4, '02
3	Florida State '01	Miami, FL	FA, '04
4	Florida State '01	Baton Rouge, LA	D3a, '01
2	Tennessee '03	S. Pittsburg, TN	D2, '03
5	Texas Tech '00	San Antonio, TX	UFA, '04 (Buff.)
2	Middle Tennessee St. '02	Decatur, Ga.	FA, '03
4	Indiana '00	Staten Island, NY	FA, '00
8	James Madison '97	Richmond, VA	D6b, '97
3	Eastern Washington '00	Spokane, WA	FA, '02
4	Iowa State '01	Maquoketa, IA	T '02 (Wash.)
15	USC '90	Oceanside, CA	T, '03 (S.D.)
3	Northwestern '02	Kansas City, KS	D5b, '02
2	Memphis '03	Dallas, TX	D3a, '03
5	Virginia '00	Roanoke, VA	UFA, '04 (StL.)
4	Arkansas '00	Baytown, TX	FA, '04
7	Southern Mississippi '98	New Orleans, LA	D2a, '98
8	Akron '97	Woodland Hills, PA	D3a, '97
9	Texas Tech '96	Pampa, TX	D5c, '96
6	Baylor '99	Cedar Hill, TX	UFA '03
2	San Diego State '03	San Diego, CA	D5b, '03
10	Wisc. - Whitewater '93	Greenfield, WI	FA, '03
2	Texas A&M '03	Sudan, TX	D3b, '03
6	Virginia '99	Arlington, VA	UFA, '04 (Ind.)
10	Wake Forest '94	Washington, DC	T, '02 (Car.)
6	Texas '99	San Diego, CA	T, '02 (N.O.)
9	Notre Dame '96	Abington, PA	FA, '01
2	Texas A&M '03	Corsicana, TX	FA, '03
12	Purdue '93	Mundelein, IL	UFA, '03 (StL.)

MIAMI DOLPHINS 2004 ROOKIE

NO.	NAME	POS.	HT.	WT.	BIRTH-DATE
41	Banks, Korey	CB	5-10	188	8/15/79
37	Bell, Jeremiah	S	6-1	200	3/3/78
15	Bellamy, Ronald	WR	6-0	200	12/28/81
92	Bingham, T.J.	DE	6-3	262	5/28/77
75	Bolling, Nate	DT	6-4	288	1/10/79
76	Brown, Tony	DE	6-1	280	9/29/80
51	Bua, Tony	LB	5-10	212	2/11/80
72	Carey, Vernon	T	6-5	333	7/31/81
48	Delahoussaye, William	LS	6-2	242	5/7/80
42	Easlick, Doug	FB	5-10	243	12/04/80
53	Givan, Brenden	LB	6-2	252	5/8/80
66	Hadnot, Rex	C	6-2	323	1/28/82
40	Howard, Todd	CB	5-9	185	2/20/80
59	Hunt, Aaron	DE	6-3	259	6/19/80
14	Johnson, Willie	WR	6-4	204	1/14/81
3	Jones, Derek	P	6-5	234	3/26/81
38	Louisdor, Mesene	CB	5-10	179	12/3/75
65	Lynch, Shawn	C	6-4	289	7/25/79
35	Millhouse, Kelvin	CB	6-1	208	1/7/81
46	Mitchell, Kevin	LB	5-10	218	10/2/80
32	Moa, Ben	FB	6-2	256	4/22/81
17	Morris, Carl	WR	6-3	213	3/03/81
71	Pape, Tony	T	6-6	324	9/29/81
27	Poole, Will	CB	5-10	193	7/24/81
33	Pope, Derrick	LB	5-10	233	5/4/82
45	Roundtree, Alphonso	CB	6-0	190	7/7/77
30	Russell, Fred	RB	5-7	191	9/14/80
11	Sippio, Bobby	WR/DB	6-3	215	1/24/80
97	Stevens, Jerome	DT	6-1	303	10/19/80
47	Taylor, Winston	LB	6-1	241	10/10/81
43	Turner, Hart	TE	6-4	243	11/17/81
61	Wagstrom, Andy	G	6-4	296	0/18/80
8	Williams, Quintin	S	5-10	204	9/24/82
62	Wilson, Eric	G	6-3	290	1/30/78
2	Works, Renaldo	RB	6-0	216	12/10/81

AND FIRST-YEAR ROSTER

NFL EXP.	COLLEGE	HOMETOWN	HOW ACQUIRED
1	Mississippi State '03	Lantana, FL	FA, '04
1	Eastern Kentucky '03	Winchester, KY	D6c, '03
1	Michigan '03	New Orleans, LA	FA, '03
1	Ouachita Baptist '02	Houston, TX	FA, '04
1	Wake Forest '02	Swanton, OH	FA, '04
1	Memphis '03	Chattanooga, TN	FA, '03
R	Arkansas '04	River Ridge, LA	D5, '04
R	Miami (Fla.), '04	Miami, FL	D1, '04
R	Louisiana-Lafayette '03	Crowley, LA	FA, '04
R	Virginia Tech '04	Marlton, NJ	FA, '04
1	Stillman '03	Birmingham, AL	FA, '04
R	Houston '04	Lufkin, TX	D6, '04
1	Michigan '02	Bolingbrook, IL	FA, '04
1	Texas Tech '03	Denison, TX	FA, '04
R	Nevada '05	Fresno, CA	FA, '04
R	Nevada '04	Reno, NV	FA, '04
1	Central Michigan '99	Miami Beach, FL	FA, '04
1	Duke '02	West Palm Beach, FL	FA, '03
R	Hawaii '04	Santa Ana, CA	FA, '04
R	Oregon '04	Orange, CA	FA, '04
R	Utah '04	Ogden, UT	FA, '04
1	Harvard '03	Sterling, VA	FA, '03
R	Michigan '04	Clarendon Hills, IL	D7a, '04
R	USC '04	Queens, NY	D4, '04
R	Alabama '04	Galveston, TX	D7b, '04
1	Tulane '99	Bradenton, FL	FA, '03
R	Iowa '04	Romulus, MI	FA, '04
R	Western Kentucky '03	Kissimmee, FL	FA, '04
R	Washington '04	Oxnard, CA	FA, '04
R	Illinois '04	Decatur, IL	FA, '04
R	South Carolina '04	Spartanburg, SC	FA, '04
R	South Dakota State '04	Faribault, MN	FA, '04
R	Wake Forest '04	Goldsboro, NC	FA, '04
1	Michigan '01	Monroe, MI	FA, '04
R	Oklahoma '04	Tulsa, OK	FA, '04

2004 NUMERICAL ROSTER

1	Turk, Matt	P	54	Thomas, Zach	LB
2	Works, Renaldo	RB	55	Seau, Junior	LB
3	Jones, Derek	P	56	Mallard, Josh	DE
5	Stoerner, Clint	QB	57	Jenkins, Corey	LB
7	Feeley, A.J.	QB	58	Moore, Eddie	LB
8	Williams, Quintin	S	59	Hunt, Aaron	DE
9	Fiedler, Jay	QB	60	Jerman, Greg	G
10	Mare, Olindo	K	61	Wagstrom, Andy	G
11	Sippio, Bobby	WR/DB	62	Wilson, Eric	G
14	Johnson, Willie	WR	63	Bedell, Brad	G
15	Bellamy, Ronald	WR	64	Chester, Larry	DT
17	Morris, Carl	WR	65	Lynch, Shawn	C
18	Rosenfels, Sage	QB	66	Hadnot, Rex	C
19	Minnis, Snoop	WR	67	Goodspeed, Dan	T
20	Freeman, Arturo	S	68	McKinney, Seth	C
21	Edwards, Antuan	S	69	Whitley, Taylor	G
22	Wooden, Shawn	S	70	St.Clair, John	T
23	Surtain, Patrick	CB	71	Pape, Tony	T
24	Knight, Sammy	S	72	Carey, Vernon	T
25	Howard, Reggie	CB	73	Yates, Billy	G
26	Henry, Leonard	RB	74	Smith, Wade	T
27	Poole, Will	CB	75	Bolling, Nate	DT
28	Minor, Travis	RB	76	Brown, Tony	DE
29	Madison, Sam	CB	77	McIntosh, Damion	T
30	Russell, Fred	RB	78	James, Jenö	G
31	Morris, Sammy	RB	79	Flemons, Ronald	DE
32	Moa, Ben	FB	80	Boston, David	WR
33	Pope, Derrick	LB	81	McMichael, Randy	TE
34	Williams, Ricky	RB	82	Newson, Kendall	WR
35	Millhouse, Kelvin	CB	83	Simmons, Sam	WR
36	Akins, Chris	S	84	Chambers, Chris	WR
37	Bell, Jeremiah	S	85	Lee, Donald	TE
38	Louisdor, Mesene	CB	86	Wilkins, Terrence	WR
40	Howard, Todd	CB	87	Tolver, J.R.	WR
41	Banks, Korey	CB	88	Thompson, Derrius	WR
42	Easlick, Doug	FB	89	Perry, Ed	TE
43	Turner, Hart	TE	90	Zgonina, Jeff	DT
44	Konrad, Rob	FB	91	Williams, Jay	DE
45	Roundtree, Alphonso	CB	92	Bingham, T.J.	DE
46	Mitchell, Kevin	LB	93	Ogunleye, Adewale	DE
47	Taylor, Winston	LB	94	Romero, Dario	DT
48	Delahoussaye, William	LS	95	Bowens, Tim	DT
49	Jones, John	TE	96	Bowens, David	DE
50	Ayanbadejo, Brendon	LB	97	Stevens, Jerome	DT
51	Bua, Tony	LB	98	Grigsby, Otis	DE
52	Greenwood, Morlon	LB	99	Taylor, Jason	DE
53	Givan, Brenden	LB			

2004 POSITIONAL ROSTER

QUARTERBACKS (4)

5	Stoerner, Clint.....	QB
7	Feeley, A.J.....	QB
9	Fiedler, Jay.....	QB
18	Rosenfels, Sage.....	QB

RUNNING BACKS (9)

2	Works, Renaldo.....	RB
26	Henry, Leonard.....	RB
28	Minor, Travis.....	RB
30	Russell, Fred.....	RB
31	Morris, Sammy.....	RB
32	Moa, Ben.....	FB
34	Williams, Ricky.....	RB
42	Easlick, Doug.....	FB
44	Konrad, Rob.....	FB

WIDE RECEIVERS (11)

14	Johnson, Willie.....	WR
15	Bellamy, Ronald.....	WR
17	Morris, Carl.....	WR
19	Minnis, Snoop.....	WR
80	Boston, David.....	WR
82	Newson, Kendall.....	WR
83	Simmons, Sam.....	WR
84	Chambers, Chris.....	WR
86	Wilkins, Terrence.....	WR
87	Tolver, J.R.....	WR
88	Thompson, Derrius.....	WR

TIGHT ENDS (5)

43	Turner, Hart.....	TE
49	Jones, John.....	TE
81	McMichael, Randy.....	TE
85	Lee, Donald.....	TE
89	Perry, Ed.....	TE

OFFENSIVE LINEMEN (16)

60	Jerman, Greg.....	G
61	Wagstrom, Andy.....	G
62	Wilson, Eric.....	G
63	Bedell, Brad.....	G
65	Lynch, Shawn.....	C
66	Hadnot, Rex.....	C
67	Goodspeed, Dan.....	T
68	McKinney, Seth.....	C
69	Whitley, Taylor.....	G
70	St.Clair, John.....	T
71	Pape, Tony.....	T
72	Carey, Vernon.....	T
73	Yates, Billy.....	G
74	Smith, Wade.....	T
77	McIntosh, Damion.....	T
78	James, Jeno.....	G

KICKERS (1)

10	Mare, Olindo.....	K
----	-------------------	---

DEFENSIVE LINEMEN (16)

56	Mallard, Josh.....	DE
59	Hunt, Aaron.....	DE
64	Chester, Larry.....	DT
75	Bolling, Nate.....	DT
76	Brown, Tony.....	DE
79	Flemmons, Ronald.....	DE
90	Zgonina, Jeff.....	DT
91	Williams, Jay.....	DE
92	Bingham, T.J.....	DE
93	Ogunleye, Adewale.....	DE
94	Romero, Dario.....	DT
95	Bowens, Tim.....	DT
96	Bowens, David.....	DE
97	Stevens, Jerome.....	DT
98	Grigsby, Otis.....	DE
99	Taylor, Jason.....	DE

LINEBACKERS (11)

33	Pope, Derrick.....	LB
46	Mitchell, Kevin.....	LB
47	Taylor, Winston.....	LB
50	Ayanbadejo, Brendon.....	LB
51	Bua, Tony.....	LB
52	Greenwood, Morlon.....	LB
53	Givan, Brenden.....	LB
54	Thomas, Zach.....	LB
55	Seau, Junior.....	LB
57	Jenkins, Corey.....	LB
58	Moore, Eddie.....	LB

DEFENSIVE BACKS (16)

8	Williams, Quintin.....	S
20	Freeman, Arturo.....	S
21	Edwards, Antuan.....	S
22	Wooden, Shawn.....	S
23	Surtain, Patrick.....	CB
24	Knight, Sammy.....	S
25	Howard, Reggie.....	CB
27	Poole, Will.....	CB
29	Madison, Sam.....	CB
35	Millhouse, Kelvin.....	CB
36	Akins, Chris.....	S
37	Bell, Jeremiah.....	S
38	Louisidor, Mesene.....	CB
40	Howard, Todd.....	CB
41	Banks, Korey.....	CB
45	Roundtree, Alphonso.....	CB

PUNTERS (2)

1	Turk, Matt.....	P
3	Jones, Derek.....	P

SPECIALISTS (2)

48	Delahoussaye, William.....	LS
11	Sippio, Bobby.....	WR/DB

2003 DOLPHINS STATISTICS

REGULAR SEASON RESULTS (10-6)

DATE	OPPONENT	SCORE	W/L	ATTENDANCE
Sept. 7	HOUSTON	20-21	L	73,010
Sept. 14	at New York Jets	21-10	W	77,461
Sept. 21	BUFFALO	17-7	W	73,458
Oct. 5	at New York Giants	23-10	W	78,863
Oct. 12	at Jacksonville	24-10	W	66,437
Oct. 19	NEW ENGLAND	13-19 (OT)	L	73,650
Oct. 27	at San Diego	26-10	W	73,014
Nov. 2	INDIANAPOLIS	17-23	L	73,258
Nov. 9	at Tennessee	7-31	L	68,809
Nov. 16	BALTIMORE	9-6 (OT)	W	73,333
Nov. 23	WASHINGTON	24-23	W	73,578
Nov. 27	at Dallas	40-21	W	64,110
Dec. 7	at New England	0-12	L	68,436
Dec. 15	PHILADELPHIA	27-34	L	73,780
Dec. 21	at Buffalo	20-3	W	73,319
Dec. 28	NEW YORK JETS	23-21	W	73,720

TEAM STATISTICS

	DOLPHINS	OPPONENTS
TOTAL FIRST DOWNS	266	283
By Rushing	99	82
By Passing	145	171
By Penalty	22	30
Third Down: Made/Att	67/205	81/222
Third Down Efficiency	32.7	36.5
Fourth Down: Made/Att	5/10	2/12
Fourth Down Efficiency	50.0	16.7
POSSESSION AVERAGE	29:49	30:11
TOTAL NET YARDS	4609	4787
Average Per Game	288.1	299.2
Total Plays	968	1014
Average Per Play	4.8	4.7
NET YARDS RUSHING	1817	1452
Average Per Game	113.6	90.8
Total Rushes	487	441
NET YARDS PASSING	2792	3335
Average Per Game	174.5	208.4
Sacked/Yards Lost	31/209	44/253
Gross Yards	3001	3588
Attempts/Completions	450/257	529/319
Completion Percentage	57.1	60.3
Had Intercepted	19	22
PUNTS/AVERAGE	84/39.0	80/41.2
NET PUNTING AVERAGE	84/34.9	80/36.1
PENALTIES/YARDS	103/913	98/766
FUMBLES/BALL LOST	26/15	26/14
TOUCHDOWNS	35	26
By Rushing	14	11
By Passing	17	12
By Returns	4	3

Score By Quarters	1	2	3	4	OT	Total
DOLPHINS	68	124	44	72	3	311
OPPONENTS	49	86	48	72	6	261

RUSHING

	NO.	YDS.	AVG.	LG	TD
R. Williams	392	1372	3.5	45	9
Minor	41	193	4.7	26	1
Fiedler	34	88	2.6	14	3
McKnight	2	75	37.5	68t	1
Chambers	4	30	7.5	12	0
Turk	3	30	10.0	23	0
Konrad	4	17	4.3	11	0
Griese	5	15	3.0	9	0
Rosenfels.....	1	-1	-1.0	-1	0
O. Ayanbadejo	1	-2	-2.0	-2	0
DOLPHINS.....	487	1817	3.7	68t	14
OPPONENTS.....	441	1452	3.3	28	11

PASSING

	ATT.	COMP.	YDS.	PCT.	TD	INT.	LG	SACK/ LOST	RATING
Fiedler	314	179	2138	57.0	11	13	59	19/126	72.4
Griese	130	74	813	56.9	5	6	80t	12/83	69.2
Rosenfels	6	4	50	66.7	1	0	21t	0/0	131.9
DOLPHINS	450	257	3001	57.1	17	19	80t	31/209	72.5
OPPONENTS	529	319	3588	60.3	12	22	82t	44/253	70.8

RECEIVING

	NO.	YDS.	AVG.	LG	TD
Chambers	64	963	15.0	57t	11
R. Williams.....	50	351	7.0	59	1
McMichael	49	598	12.2	46	2
Thompson	26	359	13.8	31	0
McKnight	23	285	12.4	80t	2
Konrad	16	166	10.4	25	0
O. Ayanbadejo	12	53	4.4	12	0
Lee	7	110	15.7	25	1
Gadsden	4	48	12.0	23	0
Minor	4	13	3.3	12	0
Newson	2	55	27.5	37	0
DOLPHINS.....	257	3001	11.7	80t	17
OPPONENTS.....	319	3588	11.2	82t	12

INTERCEPTIONS

	NO.	YDS.	AVG.	LG	TD
Surtain	7	59	8.4	32	0
Knight	3	98	32.7	70	0
Madison	3	82	27.3	36	1
Thomas	3	21	7.0	19	0
Marion	3	3	1.0	3	0
Buckley	2	75	37.5	74t	1
Zgonina	1	0	0.0	0	0
DOLPHINS.....	22	338	15.4	74t	2
OPPONENTS.....	19	194	10.2	54t	3

PUNTING

	NO.	YDS.	AVG.	NET	TB	IN 20	LG	BLK
Turk	68	2631	38.7	34.5	7	23	57	0
Royals	16	643	40.2	36.3	1	5	50	0
DOLPHINS	84	3274	39.0	34.9	8	28	57	0
OPPONENTS	80	3294	41.2	36.1	6	25	64	0

PUNT RETURNS

	RET.	FC	YDS.	AVG.	LG	TD
Rogers	21	13	186	8.9	48	0
Simmons	8	6	100	12.5	32	0
Buckley	1	0	2	2.0	2	0
Newson	1	0	0	0.0	0	0
DOLPHINS	31	19	288	9.3	48	0
OPPONENTS	29	26	185	6.4	26	0

KICKOFF RETURNS

	NO.	YDS.	AVG.	LG	TD
Minor	34	727	21.4	49	0
Rogers	19	383	20.2	33	0
Simmons	3	64	21.3	34	0
Lee	1	0	0.0	0	0
McKnight	0	28	—	28	0
DOLPHINS	57	1202	21.1	49	0
OPPONENTS	47	1010	21.5	73	0

FIELD GOALS

	1-19	20-29	30-39	40-49	50+	TOTALS
Mare	0/0	9/9	3/6	6/8	4/6	22/29
DOLPHINS	0/0	9/9	3/6	6/8	4/6	22/29
OPPONENTS	0/0	10/11	8/9	5/6	3/5	26/31

SCORING

	TDR	TDP	TDRt	PAT	FG	S	2-PT	TP
Mare	0	0	0	33/34	22/29	0	0	99
Chambers	0	11	0	0/0	0/0	0	0	66
R. Williams	9	1	0	0/0	0/0	0	0	60
Fiedler	3	0	0	0/0	0/0	0	0	18
McKnight	1	2	0	0/0	0/0	0	0	18
McMichael	0	2	1	0/0	0/0	0	0	18
Taylor	0	0	1	0/0	0/0	1	0	8
Buckley	0	0	1	0/0	0/0	0	0	6
Lee	0	1	0	0/0	0/0	0	0	6
Madison	0	0	1	0/0	0/0	0	0	6
Minor	1	0	0	0/0	0/0	0	0	6
DOLPHINS	14	17	4	33/34	22/29	1	0	311
OPPONENTS	11	12	3	23/23	26/31	2	0	261

TWO-POINT CONVERSIONS

DOLPHINS 0-1, OPPONENTS 0-2

SACKS

Ogunleye 15.0, Taylor 13.0, Seau 3.0, Zgonina 3.0, J. Williams 2.5, T. Bowens 2.0, Burnett 2.0, D. Bowens 1.0, Freeman 1.0, Thomas 1.0, Greenwood 0.5.

DOLPHINS 44.0, OPPONENTS 31.0

PHILLIPS AMONG NFL'S LONGEST TENURED COACHES

Dolphins secondary coach Mel Phillips embarks on his 25th season as an NFL assistant coach in 2004, with each of the last 19 having been with the Dolphins after he joined the team in 1985 following a five-year stint with Detroit (1980-84). This streak ties Phillips for third among NFL position coaches for the longest current streak of having been with the same team. He trails only Pittsburgh running backs coach Dick Hoak (1972) and Cincinnati running backs Jim Anderson (1984). He is tied with Detroit defensive assistant Don Clemons.

2003 DEFENSIVE STATISTICS

PLAYER	TOTAL TACK.	SOLO	ASST.	SACKS/ YARDS	QB HURRIES	INT./ YARDS	FUM. REC.	FUM. FOR.	PASS DEF.
Thomas	184	113	71	1/5	7	3/21	2	1	10
Seau	133	81	52	3/13	7				2
Knight	111	72	39			3/98		2	6
Marion	100	67	33			3/3		2	8
Greenwood	85	51	34	0.5/4.5	3				
Ogunleye	73	50	23	15/71	40		1	2	6
Taylor	71	50	21	13/70	36		2	3	5
Zgonina	62	30	32	3/16	15	1/0			1
Surtain	57	41	16		1	7/59			15
Chester	56	27	29		5		1		2
Madison	55	50	5			3/82	2		14
Buckley	51	42	9		2	2/75	2	1	8
Bowens, T.	47	24	23	2/24	11			2	1
Hendricks	28	16	12		1				
Freeman	23	20	3	1/8	1			1	2
Williams, J.	18	9	9	2.5/20.5	18		2		
Burnett	15	9	6	2/13	13			1	
Romero	12	6	6						1
Fletcher	9	7	2						
Bowens, D.	2	2	0	1/8					1
Jenkins	2	1	1						
Wooden	1	1	0						

NOTE: special teams and miscellaneous tackles not included above.

MISCELLANEOUS TACKLES: Chambers-5 (1 vs. Buf., 9/21; 1 vs. NE, 10/19; 1 at Ten., 11/9; vs. Was., 11/23; 1 at NE, 12/7); R. Williams-4 (1 at Jac., 10/12; 1 vs. NE, 10/19; 1 vs. Ind., 11/2; 1 at Ten., 11/9); McKinney-2 (1 at NYG, 10/5; 1 vs. Was., 11/23); McMichael-2 (1 at Ten., 11/9; 1 vs. Bal., 11/16); T. Perry-2 (1 at SD, 10/27; 1 vs. Ind., 11/2); Thompson-2 (1 at Jac., 10/12; 1 vs. NE, 10/19); Fiedler-1 (1 vs. Buf., 9/21); Gadsden-1 (1 vs. Phi., 12/15); McKnight-1 (1 at Buf., 12/21); Minor-1 (1 vs. NYJ, 12/28); Ruddy-1 (1 vs. Phi., 12/15); Simmons-1 (1 vs. Hou., 9/7).

MISCELLANEOUS FORCED FUMBLES: None.

MISCELLANEOUS FUMBLE RECOVERIES: Fiedler-2 (1 at NYG, 10/5; 1 at Buf., 12/21); McMichael-1 (1 at Jac., 10/12); Wade-1 (1 at NE, 12/7); R. Williams-1 (1 at Buf., 12/21).

DEFENSIVE TOUCHDOWNS: Buckley-1 (74-yd INT return at Buf., 12/21); Madison-1 (29-yd INT return at Jac., 10/12); Taylor-1 (34-yd fumble return at Dal., 11/27).

TOUCHDOWNS BY RETURN: McMichael-1 (2-yd fumble return at Jac., 10/12).

SACKS:

Ogunleye: 15 Sacks – vs. Buf., 9/21, 2-8 yds.; at Jac., 10/12, 3-11 yds.; at SD, 10/27, 2-17 yds.; vs. Ind., 11/2, 2-9 yds.; vs. Bal., 11/16, 1-2 yds.; at Dal., 11/27, 2-5 yds.; at NE, 12/7, 1-2 yds.; at Buf., 12/21, 1-8 yds.; vs. NYJ, 12/28, 1-9 yds.

Taylor: 13 Sacks – at NYJ, 9/14, 0.5-3.5 yds.; at Jac., 10/12, 1-1 yd.; vs. NE, 10/19, 1-10 yds.; vs. Ind., 11/2, 1-6 yds.; vs. Was., 11/23, 2-9 yds.; at Dal., 11/27, 1-8 yds.; at NE, 12/7, 1.5-6.5 yds.; vs. Phi., 12/15, 1-0 yds.; at Buf., 12/21, 3-20 yds.; vs. NYJ, 12/28, 1-6 yds.

Seau: 3 Sacks – vs. Buf., 9/21, 1-5 yds.; vs. Bal., 11/16, 1-1 yd.; at Dal., 11/27, 1-7 yds.

Zgonina: 3 Sacks – at SD, 10/27, 2-9 yds.; vs. NYJ, 12/28, 1-7 yds.

J. Williams: 2.5 Sacks – at NYJ, 9/14, 0.5-3.5 yds.; vs. Ind., 11/2, 1-10 yds.; at Buf., 12/21, 1-7 yds.

T. Bowens: 2 Sacks – vs. Buf., 9/21, 1-8 yds.; at Buf., 12/21, 1-16 yds.

Burnett: 2 Sacks – at NYG, 10/5, 1-3 yds.; at SD, 10/27, 1-10 yds.

D. Bowens: 1 Sack – vs. NYJ, 12/28, 1-8 yds.

Freeman: 1 Sack – at SD, 10/27, 1-8 yds.

Thomas: 1 Sack – at Dal., 11/27, 1-5 yds.

Greenwood: 0.5 Sack – at NE, 12/7, 0.5-4.5 yds.

INTERCEPTIONS:

Surtain: 7 INTS – at NYJ, 9/14, 1-14 yds.; vs. Buf., 9/21, 1-0 yds.; at NYG, 10/5, 2-2 yds.; at SD, 10/27, 2-32 yds.; at Dal., 11/27, 1-11
Knight: 3 INTS – vs. Buf., 9/21, 1-11 yds.; vs. Bal., 11/16, 1-17 yds.; at Dal., 11/27, 1-70 yds..
Madison: 3 INTS – at Jac., 10/12, 2-46 yds., 1 TD; vs. Bal., 11/16, 1-36 yds.
Marion: 3 INTS – vs. Buf., 9/21, 1-0 yds.; at NYG, 10/5, 1-3 yds.; vs. Was., 11/23, 1-0 yds.
Thomas: 3 INTS – at SD, 10/27, 1-19 yds.; at Dal., 11/27, 1-2 yds.; vs. Phi., 12/15, 1-0 yds.
Buckley: 2 INTS – vs. Ind., 11/2, 1-1 yd.; at Buf., 12/21, 1-74 yds., 1 TD
Zgonina: 1 INT – at Jac., 10/12, 1-0 yds.

2003 SPECIAL TEAMS STATISTICS

PLAYER	TOTAL TACK.	SOLO	ASST.	FUM. REC.	FUM. FOR.	BLOCKED FG	BLOCKED PATs	BLOCKED PUNTS
Ayanbadejo, B.	19	10	9					
Hendricks	14	8	6		1			
Ayanbadejo, O.	12	9	3					
Greenwood	12	7	5					
Wooden	12	7	5	1				
Freeman	9	8	1	1	1			
Minor	9	6	3		1			
Wyrick	4	2	2					
Buckley	3	2	1	2				
Jenkins	3	2	1					
Mare	3	3	0					
McDermott	3	1	2					
McKnight	3	3	0	1				
Gamble	2	2	0					
Grau	1	0	1					
Newson	1	1	0					
Simmons	1	1	0					
Thompson	1	1	0					

2003 STATISTICAL BESTS

DOLPHINS INDIVIDUAL

YARDS RUSHING.....	153	Ricky Williams vs. Buffalo, 9/21
RUSHING ATTEMPTS.....	42	Ricky Williams vs. Buffalo, 9/21
RUSHING TOUCHDOWNS.....	2	Ricky Williams vs. Washington, 11/23
YARDS PASSING.....(gross)	328	Jay Fiedler vs. NY Jets, 12/28
PASS ATTEMPTS.....	40	Jay Fiedler vs. Philadelphia, 12/15
PASS COMPLETIONS.....	21	Jay Fiedler vs. Philadelphia, 12/15
COMPLETION PERCENTAGE.....	80.0	Jay Fiedler at Dallas, 11/27 (16-20)
TOUCHDOWN PASSES.....	3	Jay Fiedler vs. Houston, 9/7
	3	Brian Griese at San Diego, 10/27
	3	Jay Fiedler at Dallas, 11/27
INTERCEPTIONS THROWN.....	3	Brian Griese at Tennessee, 11/9
RECEPTIONS.....	9	Chris Chambers vs. NY Jets, 12/28
RECEIVING YARDS.....	153	Chris Chambers vs. NY Jets, 12/28
RECEIVING TOUCHDOWNS.....	3	Chris Chambers at Dallas, 11/27
TOTAL YARDS FROM SCRIMMAGE...	162	Ricky Williams at NY Jets, 9/14 (125 rushing; 37 receiving)
FIELD GOALS.....	3	Olindo Mare at NY Giants, 10/5
	3	Olindo Mare vs. Baltimore, 11/16
	3	Olindo Mare vs. NY Jets, 12/28

FIELD GOAL ATTEMPTS	4	Olindo Mare vs. New England, 10/19
	4	Olindo Mare vs. Baltimore, 11/16
	4	Olindo Mare vs. NY Jets, 12/28
TACKLES	22	Zach Thomas vs. Indianapolis, 11/2
INTERCEPTIONS	2	Patrick Surtain at NY Giants, 10/5
	2	Sam Madison at Jacksonville, 10/12
	2	Patrick Surtain at San Diego, 10/27
SACKS	3	Adewale Ogunleye at Jacksonville, 10/12
	3	Jason Taylor at Buffalo, 12/21
LONGEST RUN FROM SCRIMMAGE	68t	James McKnight at NY Giants, 10/5
LONGEST PASS RECEPTION	80t	James McKnight vs. Washington, 11/23
LONGEST INTERCEPTION RETURN	74t	Terrell Buckley at Buffalo, 12/21
LONGEST FUMBLE RETURN	34t	Jason Taylor at Dallas, 11/27
LONGEST PUNT RETURN	48	Charlie Rogers at Buffalo, 12/21
LONGEST KICKOFF RETURN	49	Travis Minor vs. NY Jets, 12/28
LONGEST PUNT	57	Matt Turk vs. Washington, 11/23
MOST PUNTS	11	Matt Turk at New England, 12/7
LONGEST FIELD GOAL	52	Olindo Mare vs. Baltimore, 11/16
LONGEST FIELD GOAL ATTEMPT	53	Olindo Mare vs. NY Jets, 12/28

OPPONENTS INDIVIDUAL

YARDS RUSHING	92	Curtis Martin of NY Jets, 12/28
RUSHING ATTEMPTS	27	Stacey Mack of Houston, 9/7
	27	Antowain Smith at New England, 12/7
RUSHING TOUCHDOWNS	1	11 different players (last: C. Martin of NYJ, 12/28)
YARDS PASSING	373	Vinny Testaverde at NY Jets, 9/14
PASS ATTEMPTS	45	Vinny Testaverde at NY Jets, 9/14
PASS COMPLETIONS	29	Vinny Testaverde at NY Jets, 9/14
COMPLETION PERCENTAGE	78.6	Chad Pennington of NY Jets, 12/28 (22-28)
TOUCHDOWN PASSES	2	Tom Brady vs. New England, 10/19
	2	Steve McNair at Tennessee, 11/9
	2	Quincy Carter at Dallas, 11/27
INTERCEPTIONS THROWN	3	Kerry Collins at NY Giants, 10/5
	3	Byron Leftwich at Jacksonville, 10/12
	3	Drew Brees at San Diego, 10/27
	3	Quincy Carter at Dallas, 11/27
RECEPTIONS	11	Jeremy Shockey at NY Giants, 10/5
	11	LaDainian Tomlinson at San Diego, 10/27
RECEIVING YARDS	142	Santana Moss at NY Jets, 9/14
RECEIVING TOUCHDOWNS	1	12 different players (last: A. Becht of NYJ, 12/28)
TOTAL YARDS FROM SCRIMMAGE	142	LaDainian Tomlinson at San Diego, 10/27
		(62 rushing; 80 receiving)
FIELD GOALS	5	Kris Brown of Houston, 9/7
FIELD GOAL ATTEMPTS	7	Kris Brown of Houston, 9/7
TACKLES	14	London Fletcher at Buffalo, 12/21
INTERCEPTIONS	2	Marcus Coleman of Houston, 9/7
	2	Nate Clements of Buffalo, 9/21
SACKS	3	Dwight Freeney of Indianapolis, 11/2
LONGEST RUN FROM SCRIMMAGE	28	Brian Westbrook of Philadelphia, 12/15
LONGEST PASS RECEPTION	82t	Troy Brown of New England, 10/19
LONGEST INTERCEPTION RETURN	54t	Nate Clements of Buffalo, 9/21
LONGEST FUMBLE RETURN	29	Takeo Spikes of Buffalo, 9/21
LONGEST PUNT RETURN	26	Troy Walters of Indianapolis, 11/2
LONGEST KICKOFF RETURN	73	Lamont Brightful of Baltimore, 11/16
LONGEST PUNT	64	Brian Moorman of Buffalo, 9/21
MOST PUNTS	10	Brooks Barnard at New England, 12/7
LONGEST FIELD GOAL	51	Steve Christie at San Diego, 10/27
LONGEST FIELD GOAL ATTEMPT	54	Kris Brown of Houston, 9/7
	54	Adam Vinatieri at New England, 12/7

DOLPHINS TEAM

	HIGHS	LOWS
TOTAL FIRST DOWNS	23 at NYJ, 9/14	7 at New England, 12/7
	23 vs. Buffalo, 9/21	
TOTAL NET YARDS	398 vs. Philadelphia, 12/15	134 at New England, 12/7

	HIGHS	LOWS
TOTAL OFFENSIVE PLAYS	74 vs. Baltimore, 11/16	48 vs. Indianapolis, 11/2
NET YARDS RUSHING	187 at NY Jets, 9/14	47 vs. Indianapolis, 11/2
RUSHING ATTEMPTS	45 at Dallas, 11/27	14 vs. Indianapolis, 9/7
NET YARDS PASSING	316 vs. NY Jets, 12/28	37 at Buffalo, 12/21
PASS ATTEMPTS	40 vs. Philadelphia, 12/15	17 at Buffalo, 12/21
PASS COMPLETIONS	21 vs. Philadelphia, 12/15	8 at Buffalo, 12/21
	21 vs. NY Jets, 12/28	
TIMES SACKED	5 vs. Indianapolis, 11/2	0 vs. Baltimore, 11/16
	5 at New England, 12/7	0 at Dallas 11/27
PASSES HAD INTERCEPTED ..	3 at Tennessee, 11/9	0 Five times (last: 11/27)
PUNTS	11 at New England, 12/7	0 vs. NY Jets, 12/28
PENALTIES	12 at Buffalo, 12/21	4 Five times (last: 12/7)
YARDS PENALIZED	149 at Jacksonville, 10/12	25 at New England, 12/7
FUMBLES	3 at NY Giants, 10/5	0 vs. Baltimore, 11/16
	3 vs. New England, 10/19	0 vs. Philadelphia, 12/15
	3 at Buffalo, 12/21	
FUMBLES LOST	2 vs. Indianapolis, 11/2	0 vs. Baltimore, 11/16
	2 at Tennessee, 11/9	0 vs. Philadelphia, 12/15
		0 vs. NY Jets, 12/28
TIME OF POSSESSION	40:50 vs. Buffalo, 9/21	22:20 vs. Indianapolis, 11/2

OPPONENTS TEAM

	HIGHS	LOWS
TOTAL FIRST DOWNS	25 at NY Giants, 10/5	8 Buffalo, 9/21
TOTAL NET YARDS	401 Philadelphia, 12/15	118 Buffalo, 9/21
TOTAL OFFENSIVE PLAYS	76 at Jacksonville, 10/12	44 Buffalo, 9/21
	76 Indianapolis, 11/2	
NET YARDS RUSHING	140 Philadelphia, 12/15	21 at NY Jets, 9/14
RUSHING ATTEMPTS	38 at Tennessee, 11/9	11 at NY Jets, 9/14
NET YARDS PASSING	366 at NY Jets, 9/14	77 Buffalo, 9/21
PASS ATTEMPTS	45 at NY Jets, 9/14	25 Baltimore, 11/16
PASS COMPLETIONS	31 at NY Giants, 10/5	10 Buffalo, 9/21
TIMES SACKED	6 at San Diego, 10/27	0 Houston, 9/7
	6 at Buffalo, 12/21	0 at Tennessee, 11/9
PASSES HAD INTERCEPTED ..	3 Five times (last: 11/27)	0 Five times (last: 12/28)
PUNTS	11 at New England, 12/7	1 at Jacksonville, 10/12
PENALTIES	11 Buffalo, 9/21	2 at New England, 12/7
YARDS PENALIZED	88 Baltimore, 11/16	14 at New England, 12/7
FUMBLES	5 at Jacksonville, 10/12	0 Houston, 9/7
	5 at Buffalo, 12/21	0 at NY Jets, 9/14
		0 NY Jets, 12/28
FUMBLES LOST	3 at Buffalo, 12/21	0 Six times (last: 12/28)
TIME OF POSSESSION	37:40 Indianapolis, 11/2	19:10 Buffalo, 9/21

IN 2003 MIAMI WAS:

7-1	when leading after the 1st quarter	6-2	in road games
8-2	when leading after the 2nd quarter	0-0	when playing in domes
8-0	when leading after the 3rd quarter	10-6	when playing outdoors
0-5	when behind after the 1st quarter	4-0	when playing on artificial turf
1-4	when behind after the 2nd quarter	6-6	when playing on natural grass
1-4	when behind after the 3rd quarter	5-2	after winning the coin toss
9-1	when Miami scores first	5-4	after losing the coin toss
1-5	when opponent scores first	7-1	when scoring 21 points or more
1-0	when tied at halftime	7-2	when yielding 20 points or less
4-4	in home games	1-1	in overtime contests

DRIVE ENGINEERING

	DRIVES	TD	FG	MFG	PUNT	BLK PUNT	FBL	INT	DWNS	SAF	HLF	END OF GAME	END OF REG	PTS
Dolphins	193	32	22	7	84	0	14	19	3	2	6	3	1	288
Opponents	196	23	26	5	80	0	12	22	9	1	7	10	1	236

INSIDE THE TWENTY-YARD LINE

	NO	TD	FG	MFG	INT	FMBL	DWN	GAME	HLF	PTS	TD%
Dolphins	43	21	13	4	2	2	0	1	0	185	48.8
Opponents	43	14	18	2	5	0	3	1	0	151	32.6

GOAL-TO-GO SITUATIONS

	NO	TD	FG	MFG	INT	FMBL	DWN	GAME	HLF	PTS
Dolphins	22	17	4	0	1	0	0	0	0	130
Opponents	27	12	10	1	2	0	2	0	0	113

GIVEAWAYS - TAKEAWAYS

TAKEAWAYS: 36, resulting in 7 TDs, 11 FGs, 2 MFGs, 11 PUNTS, 0 INTS, 2 FUMBLES, 0 HALFS, 2 GAMES, 1 DOWNS = 82 POINTS

GIVEAWAYS: 34, resulting in 8 TDs, 9 FGs, 0 MFGs, 9 PUNTS, 3 INTS, 1 FUMBLE, 1 HALFS, 2 GAMES, 1 DOWNS = 82 POINTS

GAME	TAKEAWAYS			GIVEAWAYS			DIFF	W/L
	FMBL	INT	TOT	FMBL	INT	TOT		
9/7 HOUSTON	0	0	(0)	2	1	(3)	-3	L
9/14 at N.Y. Jets	1	0	(1)	0	1	(1)	0	W
9/21 BUFFALO	3	0	(3)	2	1	(3)	0	W
10/5 at N.Y. Giants	3	1	(4)	0	1	(1)	+3	W
10/12 at Jacksonville	3	2	(5)	1	1	(2)	+3	W
10/19 NEW ENGLAND	0	2	(2)	2	1	(3)	-1	L
10/27 at San Diego	3	0	(3)	0	1	(1)	+2	W
11/2 INDIANAPOLIS	1	1	(2)	0	2	(2)	0	L
11/9 at Tennessee	0	0	(0)	3	2	(5)	-5	L
11/16 BALTIMORE	2	1	(3)	1	0	(1)	+2	W
11/23 WASHINGTON	1	1	(2)	2	1	(3)	-1	W
11/27 at Dallas	3	2	(5)	0	1	(1)	+4	W
12/7 at New England	0	1	(1)	2	1	(3)	-2	L
12/15 PHILADELPHIA	1	0	(1)	2	0	(2)	-1	L
12/21 at Buffalo	1	3	(4)	1	1	(2)	+2	W
12/28 N.Y. JETS	0	0	(0)	1	0	(1)	-1	W
TOTALS	22	14	(36)	19	15	(34)	+2	10-6

BLOCKS

	FGs	PATs	PUNTS	TOTAL
By Dolphins	0	0	0	0
By Opponents	1	1	0	2

THIRD DOWN EFFICIENCY

3rd DOWN AND											
	1	2	3	4	5	6	7	8	9	10+	TOTAL
Miami	13-18	8-15	5-16	6-13	6-15	8-17	8-20	3-12	4-18	6-61	67-205
Opp.	13-26	6-15	11-19	11-18	3-13	8-20	6-20	3-19	4-12	16-60	81-222

DOLPHINS LONG PLAYS

PASSING (25-yards and more)

80t	B. Griese to J. McKnight vs. Washington (11/23)
59	J. Fiedler to R. Williams vs. NY Jets (12/28)
57t	J. Fiedler to C. Chambers vs. Houston (9/7)
49	B. Griese to C. Chambers at San Diego (10/27)
46	B. Griese to R. McMichael vs. Indianapolis (11/2)
39	J. Fiedler to C. Chambers at NY Jets (9/14)
39t	J. Fiedler to C. Chambers at Dallas (11/27)
38	J. Fiedler to C. Chambers vs. Philadelphia (12/15)
37	B. Griese to K. Newson at Tennessee (11/9)
35t	J. Fiedler to R. Williams vs. Houston (9/7)
35t	J. Fiedler to C. Chambers at Dallas (11/27)
35	J. Fiedler to R. McMichael vs. Philadelphia (12/15)
33	J. Fiedler to R. McMichael vs. Buffalo (9/21)
33	J. Fiedler to R. McMichael at NY Giants (10/5)
33	J. Fiedler to J. McKnight at Jacksonville (10/12)
31	J. Fiedler to D. Thompson vs. New England (10/19)
31	J. Fiedler to C. Chambers vs. Washington (11/23)
28t	B. Griese to C. Chambers vs. Indianapolis (11/2)
27	J. Fiedler to R. McMichael vs. NY Jets (12/28)
25	J. Fiedler to R. Konrad at NY Giants (10/5)
25	B. Griese to D. Lee vs. Indianapolis (11/2)
25	J. Fiedler to R. Konrad at Dallas (11/27)

RUSHING (15-yards and more)

68t	J. McKnight at NY Giants (10/5)
45	R. Williams vs. Philadelphia (12/15)
28	R. Williams at Jacksonville (10/12)
26	T. Minor vs. Baltimore (11/16)
24t	R. Williams vs. Washington (11/23)
23t	M. Turk vs. Philadelphia (12/15)
22	R. Williams at NY Jets (9/14)
22	R. Williams at Buffalo (12/21)
21	R. Williams vs. Buffalo (9/21)
19	T. Minor at Tennessee (11/9)
18	R. Williams at NY Jets (9/14)
18	R. Williams vs. New England (10/19)
18	R. Williams at San Diego (10/27)
17	R. Williams vs. Washington (11/23)
16	R. Williams vs. Houston (9/7)
16	R. Williams vs. Baltimore (11/16)
16	R. Williams vs. Baltimore (11/16)
16t	R. Williams vs. NY Jets (12/28)
15	R. Williams at Tennessee (11/9)
15	R. Williams at Dallas (11/27)

OPPONENTS LONG PLAYS

PASSING (25-yards and more)

82t	T. Brady to T. Brown of New England (10/19)
78	D. Carr to C. Bradford of Houston (9/7)
61	V. Testaverde to S. Moss at NY Jets (9/14)
59	D. McNabb to T. Pinkston of Philadelphia (12/15)
51	P. Manning to M. Pollard of Indianapolis (11/2)
46	S. McNair to D. Mason at Tennessee (11/9)
45	Q. Carter to T. Glenn at Dallas (11/27)
45	C. Pennington to C. Conway of NY Jets (12/28)
44	D. McNabb to J. Thrash of Philadelphia (12/15)
37t	T. Hasselbeck to L. Coles of Washington (11/23)
33	D. Carr to J. Gaffney of Houston (9/7)
32t	V. Testaverde to S. Moss at NY Jets (9/14)
32	Q. Carter to T. Glenn at Dallas (11/27)
31	B. Leftwich to D. Allen at Jacksonville (10/12)
31	D. Bledsoe to M. Campbell at Buffalo (12/21)
30	P. Manning to M. Harrison of Indianapolis (11/2)
28	D. Carr to A. Johnson of Houston (9/7)
28	D. Brees to D. Boston at San Diego (10/27)
27	P. Manning to D. Rhodes of Indianapolis (11/2)
27t	Q. Carter to R. Anderson at Dallas (11/27)
26	D. Carr to J. Gaffney of Houston (9/7)
25	V. Testaverde to W. Chrebet at NY Jets (9/14)
25	V. Testaverde to S. Moss at NY Jets (9/14)
25	V. Testaverde to L. Jordan at NY Jets (9/14)
25	T. Brady to D. Branch at New England (12/7)
25t	F. Mitchell to B. Westbrook of Philadelphia (12/15)

RUSHING (15-yards and more)

28	B. Westbrook of Philadelphia (12/15)
27	C. Morton of Washington (11/23)
22	D. Staley of Philadelphia (12/15)
21t	B. Westbrook of Philadelphia (12/15)
19	J. Lewis of Baltimore (11/16)
19	Q. Carter at Dallas (11/27)
19	Q. Carter at Dallas (11/27)
18	D. Brees at San Diego (10/27)
18	T. Canidate of Washington (11/23)
16	J. Lewis of Baltimore (11/16)
15	D. Davis of Houston (9/7)

DOLPHINS BIG GAMES

100-YARD RUSHERS

153	R. Williams vs. Buf., 9/21
125	R. Williams at NYJ, 9/14
111	R. Williams at Buf., 12/21
107	R. Williams vs. Was., 11/23
107	R. Williams vs. Phi., 12/15
105	R. Williams vs. Bal., 11/16
104	R. Williams at Dal., 11/27

100-YARD RECEIVERS

153	C. Chambers vs. NYJ, 12/28
118	C. Chambers vs. Hou., 9/7
102	R. McMichael vs. NE, 10/19

300-YARD PASSERS

328	J. Fiedler vs. NYJ, 12/28
-----	---------------------------

OPPONENTS BIG GAMES

100-YARD RUSHERS

NONE

100-YARD RECEIVERS

142 S. Moss at NYJ, 9/14
131 T. Brown of NE, 10/19
110 J. Shockey at NYG, 10/5

300-YARD PASSERS

373 V. Testaverde at NYJ, 9/14

COLDEST GAMES

DATE	TEAM	W/L	SCORE	TEMPERATURE- CONDITIONS
12/11/77	at New England	L	10-14	14°, clear
12/12/82	at New England	L	0-3	22°, snowy
12/8/85	at Green Bay	W	34-24	23°, cloudy
12/18/88	at Pittsburgh	L	24-40	23°, overcast, light snow
12/3/89	at Kansas City	L	21-26	23°, clear
12/27/92	at New England (OT)	W	16-13	23°, clear
12/20/79	**at Pittsburgh	L	14-34	24°, hazy and clearing
12/1/02	at Buffalo	L	21-38	25°, snowy
12/17/95	at Buffalo	L	20-23	26°, some sun
11/24/91	at Chicago (OT)	W	16-13	27°, cloudy, flurries
11/5/67	at Buffalo	L	13-35	28°, snow
12/7/03	at New England	L	0-12	28°, snow

**Playoff Game

NOTE: Coldest game in Miami was 12/24/89 vs. Kansas City (27-24 win by Chiefs): 40° and clear.

WARMEST GAMES

DATE	TEAM	W/L	SCORE	TEMPERATURE- CONDITIONS
9/8/96	at Arizona	W	38-10	101°, night and dry
10/9/88	at L.A. Raiders	W	24-14	96°, clear and dry
9/3/95	N.Y. JETS	W	52-14	94°, mostly sunny
10/9/66	at Oakland	L	10-21	93°, sunny
8/19/83	*at Washington	W	38-7	93°, fair and muggy
9/1/96	NEW ENGLAND	W	24-10	93°, mostly sunny
9/17/72	at Kansas City	W	20-10	91°, sunny
9/24/89	N.Y. JETS	L	33-40	91°, partly sunny
9/18/95	PITTSBURGH	W	23-10	91°, partly cloudy
9/28/80	NEW ORLEANS	W	21-16	90°, partly cloudy
9/4/83	at Buffalo	W	12-0	90°, sunny
9/14/86	INDIANAPOLIS	W	30-10	90°, sunny

*Preseason Game

STOFA TRADED TWICE BY DOLPHINS

The only player for whom the Dolphins received trade value twice is QB John Stofa. Stofa, who joined Miami as a free agent in 1966, was traded on December 26, 1967, to Cincinnati for first and second round draft choices in 1968. He re-joined the Dolphins as a free agent in 1969 and was traded on November 23, 1971, to Denver for a seventh-round pick in 1972.

2003 TEAM RANKINGS

AMERICAN FOOTBALL CONFERENCE

	TOTAL	OFFENSE RUSH	PASS	TOTAL	DEFENSE RUSH	PASS
Baltimore	10	*1	16	2	5	2
Buffalo	15	11	14	1	7	1
Cincinnati	6	5	5	13	11T	14
Cleveland	14	10	11	10	10	5
Denver	3	2	10	3	6	4
Houston	16	12	15	16	15	16
Indianapolis	2	9	*1	8	9	3
Jacksonville	5	4	8	4	2	9
Kansas City	1	6	2	14	14	11
MIAMI	12	8	12	7	4	10
New England	8	15	4	5	3	8
N.Y. Jets	9	13	6	11	13	6
Oakland	13	7	13	15	16	13
Pittsburgh	11	16	7	6	8	7
San Diego	7	3	9	12	11T	12
Tennessee	4	14	3	9	*1	15

NATIONAL FOOTBALL CONFERENCE

	TOTAL	OFFENSE RUSH	PASS	TOTAL	DEFENSE RUSH	PASS
Arizona	13	14	13	15	11	15
Atlanta	15	9	16	16	16	16
Carolina	9	4	10	3	4	4
Chicago	14	10	15	5	8	6
Dallas	8	8	9	*1	1	*1
Detroit	16	16	14	13	7	14
Green Bay	2	1	8	7	3	10
Minnesota	*1	2	2	12	9	12
New Orleans	7	7	5	8	15	3
N.Y. Giants	11	13	7	11	10	11
Philadelphia	10	5	11	10	13	8
St. Louis	5	15	1	6	12	5
San Francisco	3	3	6	4	2	9
Seattle	4	6	4	9	6	13
Tampa Bay	6	12	3	2	5	2
Washington	12	11	12	14	14	7

NATIONAL FOOTBALL LEAGUE

	TOTAL	OFFENSE RUSH	PASS	TOTAL	DEFENSE RUSH	PASS
Arizona	27	29	23	26	19	29
Atlanta	29	14	31	32	29	32
Baltimore	21	*1	32	3	6	4
Buffalo	30	21	28	2	8	2
Carolina	16	7	18	8	11	9
Chicago	28	18	30	14	16	13
Cincinnati	13	13	12	28	25T	24
Cleveland	26	20	25	15	23	7
Dallas	15	12	17	*1	3	*1
Denver	7	2	22	4	7	6
Detroit	32	32	24	24	15	28
Green Bay	4	3	16	17	10	23
Houston	31	23	29	31	31	31
Indianapolis	3	19	*1	11	20T	5
Jacksonville	12	8	15	6	2	18
Kansas City	2	15	2	29	30	20
MIAMI	24	17	26	10	5	19
Minnesota	*1	4	4	23	17	26
New England	17	27	9	7	4	15
New Orleans	11	11	8	18	27	8
N.Y. Giants	20	28	11	22	18	25
N.Y. Jets	19	25	13	21	28	10
Oakland	25	16	27	30	32	22
Philadelphia	18	9	20	20	22	16
Pittsburgh	22	31	14	9	12	11
St. Louis	9	30	3	16	20T	12
San Diego	14	6	19	27	25T	21
San Francisco	5	5	10	13	9	17
Seattle	6	10	7	19	14	27
Tampa Bay	10	24	6	5	13	3
Tennessee	8	26	5	12	*1	30
Washington	23	22	21	25	24	14

(* = NFL leader)

T = Tied for position)

GAME-BY-GAME OFFENSE

2003 MIAMI DOLPHINS OFFENSIVE STATISTICS

	1st DOWNS				3rd DOWNS	TOTAL OFFENSE	RUSHING				PASSING							PEN.		SCORING						TIME OF POSSESSION	FUM.-NO./LOST				
	TOTAL	RUSH	PASS	PENALTY	ATT.	CONV.	NET YARDS	PLAYS	AVG.	YARDS	ATT.	AVG.	NET YARDS	SACKS	YDS. LOST	GROSS YDS.	ATT.	COMP.	INT.	NO.	LOST	POINTS	TD RUSH	TD PASS	TD RETURN	PAT/ATT.	FG/ATT.				
9/7	HOUSTON	20-21	14	4	9	1	13	5	301	56	5.4	86	22	3.9	215	2	12	227	32	17	2	11	87	20	0	3	0	2/2	0/0	26:42	1/1
9/14	at N.Y. Jets	21-10	23	11	10	2	10	4	376	64	5.9	187	44	4.3	189	1	1	190	19	14	0	4	30	21	2	1	0	3/3	0/0	35:46	1/1
9/21	BUFFALO	17-7	23	8	10	5	14	6	313	73	4.3	166	44	3.8	147	1	7	154	28	16	2	4	35	17	1	1	0	2/2	1/3	40:50	1/1
10/5	at N.Y. Giants	23-10	15	5	8	2	16	7	285	58	4.9	134	30	4.5	151	2	16	167	26	14	0	6	50	23	2	0	0	2/2	3/3	29:37	3/1
10/12	at Jacksonville	24-10	16	6	9	1	10	4	234	52	4.5	91	24	3.8	143	1	4	147	27	14	1	11	149	24	1	0	2	3/3	1/1	27:06	2/1
10/19	NEW ENGLAND	13-19*	20	5	14	1	12	4	326	65	5.0	97	29	3.3	229	1	1	230	35	20	2	4	40	13	0	1	0	1/1	2/4	34:30	3/1
10/27	at San Diego	26-10	14	3	11	0	14	7	264	57	4.6	81	27	3.0	183	1	9	192	29	20	0	8	47	26	0	3	0	3/3	1/2	28:12	1/1
11/2	INDIANAPOLIS	17-23	12	4	8	0	10	1	239	48	5.0	47	14	3.4	192	5	39	231	29	18	0	5	44	17	1	1	0	2/2	1/1	22:20	3/2
11/9	at Tennessee	7-31	12	4	7	1	10	1	224	53	4.2	59	16	3.7	165	4	16	181	33	19	3	4	30	7	0	1	0	1/1	0/0	22:27	2/2
11/16	BALTIMORE	9-6*	19	9	7	3	15	3	267	74	3.6	141	42	3.4	126	0	0	126	32	13	1	5	50	9	0	0	0/0	3/4	34:57	0/0	
11/23	WASHINGTON	24-23	16	8	7	1	11	4	317	57	5.6	144	32	4.5	173	2	19	192	23	13	2	7	45	24	2	1	0	3/3	1/1	25:50	1/1
11/27	at Dallas	40-21	22	9	11	2	13	5	365	65	5.6	126	45	2.8	239	0	0	239	20	16	0	6	69	40	1	3	1	4/5	2/2	33:47	2/1
12/7	at New England	0-12	7	2	5	0	18	4	134	61	2.2	68	25	2.7	66	5	45	111	31	13	2	4	25	0	0	0	0/0	0/0	27:15	2/1	
12/15	PHILADELPHIA	27-34	22	9	12	1	14	3	398	71	5.6	177	29	6.1	221	2	19	240	40	21	2	7	76	27	3	0	0	3/3	2/2	32:05	0/0
12/21	at Buffalo	20-3	11	8	2	1	15	4	169	57	3.0	132	38	3.5	37	2	9	46	17	8	1	12	106	20	0	1	2/2	2/2	32:45	3/1	
12/28	N.Y. JETS	23-21	20	4	15	1	10	5	397	57	7.0	81	26	3.1	316	2	12	328	29	21	1	5	30	23	1	1	0	2/2	3/4	30:28	1/0

* - overtime

GAME-BY-GAME DEFENSE

2003 MIAMI DOLPHINS DEFENSIVE STATISTICS

	SCORE	1st DOWNS			3rd DOWNS		TOTAL OFFENSE	RUSHING			PASSING							PEN.			SCORING					TIME OF POSSESSION	FUM.-NO./LOST				
		TOTAL	RUSH	PASS	PENALTY	ATT.		CONV.	NET YARDS	PLAYS	AVG.	YARDS	ATT.	AVG.	NET YARDS	SACKS	YDS. LOST	GROSS YDS.	ATT.	COMP.	INT.	NO.	LOST	POINTS	TD RUSH			TD PASS	TD RETURN	PAT/ATT.	FG/ATT.
9/7	HOUSTON	20-21	16	6	9	1	17	6	393	6.0	127	34	3.7	266	0	0	266	32	17	0	8	67	21	0	1	0	0/0	5/7	33:18	0/0	
9/14	at N.Y. Jets	21-10	17	0	17	0	14	7	387	5.7	6.8	21	1.9	366	1	7	373	45	29	1	7	52	10	0	1	0	1/1	1/1	24:14	0/0	
9/21	BUFFALO	17-7	8	1	7	0	9	1	118	4.4	2.7	41	1.4	2.9	77	4	21	98	26	10	3	11	84	7	0	1	1/1	0/0	19:10	0/0	
10/5	at N.Y. Giants	23-10	25	6	15	4	9	3	350	6.7	5.2	77	2.3	3.3	273	1	3	276	43	31	3	5	35	10	1	0	1/1	1/2	30:23	2/1	
10/12	at Jacksonville	24-10	22	7	11	4	17	8	332	7.6	4.4	88	3.0	2.9	244	4	12	256	42	24	3	7	50	10	1	0	1/1	1/2	32:54	5/2	
10/19	NEW ENGLAND	13-19*	16	5	10	1	15	6	332	6.4	5.2	59	2.9	2.0	273	1	10	283	34	24	0	5	34	19	0	2	0	1/1	2/2	34:45	3/2
10/27	at San Diego	26-10	18	4	11	3	14	3	250	6.7	3.7	104	3.1	3.4	146	6	44	190	30	19	3	6	35	10	1	0	1/1	1/1	31:48	1/0	
11/2	INDIANAPOLIS	17-23	23	7	13	3	18	7	356	7.6	4.7	115	3.5	3.3	241	4	25	266	37	23	1	5	35	23	1	0	2/2	4/4	37:40	1/1	
11/9	at Tennessee	7-31	17	4	13	0	14	5	324	6.4	5.1	101	3.8	2.7	223	0	223	26	19	0	5	25	31	1	2	1	4/4	1/1	37:33	1/0	
11/16	BALTIMORE	9-6*	13	6	6	1	14	5	223	6.0	3.7	114	3.3	3.5	109	2	3	112	25	14	2	10	88	6	0	0	0/0	2/2	31:15	1/1	
11/23	WASHINGTON	24-23	21	9	10	2	14	6	277	6.8	4.1	129	3.2	4.0	148	2	9	157	34	16	1	5	38	23	1	0	2/2	3/3	34:10	1/1	
11/27	at Dallas	40-21	21	5	12	4	13	4	354	6.1	5.8	91	16	5.7	263	5	25	288	40	24	3	5	50	21	1	2	0	3/3	0/0	26:13	3/2
12/7	at New England	0-12	13	5	7	1	18	5	228	6.8	3.4	78	34	2.3	150	3	13	163	31	16	0	2	14	12	0	1	1/1	1/2	32:45	2/1	
12/15	PHILADELPHIA	27-34	23	8	10	5	8	3	401	5.7	7.0	140	28	5.0	261	1	0	261	28	16	1	6	60	34	3	1	0	4/4	2/2	27:55	1/0
12/21	at Buffalo	20-3	11	4	6	1	15	5	177	6.2	2.9	73	28	2.6	104	6	51	155	28	15	1	7	59	3	0	0	0/0	1/1	27:15	5/3	
12/28	N.Y. JETS	23-21	19	5	14	4	13	7	285	5.7	5.0	94	25	3.8	191	4	30	221	28	22	0	4	40	21	1	0	1/1	2/2	29:32	0/0	

* - overtime

GAME-BY-GAME RUSHING

2003 MIAMI DOLPHINS' INDIVIDUAL RUSHING STATISTICS (ATTEMPTS-YARDS GAINED-LONGEST-TOUCHDOWNS)

DATE	OPPONENT	SCORE	R. WILLIAMS	MINOR	FIEDLER	McKNIGHT	CHAMBERS	TURK	KONRAD	GRIESE
9/7	HOUSTON	20-21	17-69-16-0	1-3-3-0	3-2-2-0	0-0-0-0	1-12-12-0	Not On Roster	0-0-0-0	Inactive
9/14	at N.Y. Jets	21-10	34-125-22-1	5-27-11-0	5-35-14-1	0-0-0-0	0-0-0-0	Not On Roster	0-0-0-0	Inactive
9/21	BUFFALO	17-7	42-153-21-1	0-0-0-0	2-13-8-0	0-0-0-0	0-0-0-0	Not On Roster	0-0-0-0	Inactive
10/5	at N.Y. Giants	23-10	22-39-9-1	0-0-0-0	4-12-9-0	1-68-68t-1	0-0-0-0	0-0-0-0	3-15-11-0	Inactive
10/12	at Jacksonville	24-10	19-75-28-1	1-11-11-0	3-3-6-0	0-0-0-0	0-0-0-0	0-0-0-0	1-2-2-0	Did Not Play
10/19	NEW ENGLAND	13-19*	27-94-18-0	0-0-0-0	1-5-5-0	0-0-0-0	0-0-0-0	0-0-0-0	Inactive	Did Not Play
10/27	at San Diego	26-10	23-69-18-0	0-0-0-0	Inactive	0-0-0-0	1-7-7-0	1-7-7-0	0-0-0-0	2-m2-m1-0
11/2	INDIANAPOLIS	17-23	13-36-6-1	1-11-11-0	Inactive	0-0-0-0	0-0-0-0	0-0-0-0	0-0-0-0	0-0-0-0
11/9	at Tennessee	7-31	13-37-15-0	3-22-19-0	Inactive	0-0-0-0	0-0-0-0	0-0-0-0	0-0-0-0	0-0-0-0
11/16	BALTIMORE	9-6*	36-105-16-0	5-30-26-0	Inactive	0-0-0-0	0-0-0-0	0-0-0-0	0-0-0-0	1-6-6-0
11/23	WASHINGTON	24-23	23-107-24t-2	3-20-11-0	3-m3-m1-0	0-0-0-0	1-9-9-0	0-0-0-0	0-0-0-0	2-11-9-0
11/27	at Dallas	40-21	31-104-15-0	9-26-9-0	4-m3-2-1	0-0-0-0	0-0-0-0	0-0-0-0	0-0-0-0	Did Not Play
12/7	at New England	0-12	25-68-16-0	0-0-0-0	0-0-0-0	0-0-0-0	0-0-0-0	0-0-0-0	0-0-0-0	Did Not Play
12/15	PHILADELPHIA	27-34	18-107-45-1	5-24-12-1	4-16-7-1	1-7-7-0	0-0-0-0	1-23-23-0	0-0-0-0	Did Not Play
12/21	at Buffalo	20-3	29-111-22-0	7-19-9-0	2-2-2-0	0-0-0-0	0-0-0-0	0-0-0-0	Inactive	Did Not Play
12/28	N.Y. JETS	23-21	20-73-16t-1	1-0-0-0	3-6-5-0	Inactive	1-2-2-0	1-0-0-0	0-0-0-0	Did Not Play

OTHERS: ROSENFELS: 1-m1-m1-0 at Dallas (11/27). O. AVANBADEJO: 1-m2-m2-0 vs. New England (10/19).

* - overtime

GAME-BY-GAME RECEIVING

2003 MIAMI DOLPHINS' INDIVIDUAL RECEIVING STATISTICS (NUMBER-YARDS GAINED-LONGEST-TOUCHDOWNS)

DATE	OPPONENT	SCORE	CHAMBERS	R. WILLIAMS	McMICHAEL	THOMPSON	McKNIGHT	KONRAD	O. AYANDADEJO	LEE
9/7	HOUSTON	20-21	7-118-571-2	5-60-351-1	1-16-16-0	0-0-0-0	1-12-12-0	2-16-9-0	0-0-0-0	1-5-5-0
9/14	at N.Y. Jets	21-10	4-91-39-0	4-37-21-0	3-21-10-1	1-24-24-0	0-0-0-0	2-17-9-0	0-0-0-0	0-0-0-0
9/21	BUFFALO	17-7	5-51-121-1	3-m4-2-0	4-57-33-0	3-32-20-0	1-18-18-0	0-0-0-0	0-0-0-0	0-0-0-0
10/5	at N.Y. Giants	23-10	3-19-9-0	2-20-11-0	2-57-33-0	2-22-16-0	2-17-9-0	2-32-25-0	1-0-0-0	0-0-0-0
10/12	at Jacksonville	24-10	2-17-9-0	0-0-0-0	2-27-14-0	1-16-16-0	1-33-33-0	0-0-0-0	6-42-12-0	0-0-0-0
10/19	NEW ENGLAND	13-19*	3-30-13-1	2-9-7-0	8-102-22-0	3-65-31-0	1-16-16-0	Inactive	3-8-10-0	0-0-0-0
10/27	at San Diego	26-10	4-79-49-1	5-26-11-0	3-24-10-1	2-20-14-0	6-43-11-1	0-0-0-0	0-0-0-0	0-0-0-0
11/2	INDIANAPOLIS	17-23	3-56-281-1	4-23-15-0	6-88-46-0	0-0-0-0	0-0-0-0	3-16-9-0	0-0-0-0	2-48-25-0
11/9	at Tennessee	7-31	2-30-19-0	6-22-8-0	3-17-8-0	2-17-9-0	0-0-0-0	1-8-8-0	0-0-0-0	2-27-211-1
11/16	BALTIMORE	9-6*	4-34-16-0	3-24-9-0	1-9-9-0	1-10-10-0	1-6-6-0	3-43-17-0	0-0-0-0	0-0-0-0
11/23	WASHINGTON	24-23	3-48-31-0	2-10-6-0	3-15-7-0	1-16-16-0	3-96-801-1	0-0-0-0	0-0-0-0	0-0-0-0
11/27	at Dallas	40-21	5-96-391-3	4-41-18-0	2-24-12-0	2-38-24-0	2-15-8-0	1-25-25-0	0-0-0-0	0-0-0-0
12/7	at New England	0-12	4-32-17-0	1-5-5-0	0-0-0-0	2-31-22-0	1-4-4-0	2-9-7-0	0-0-0-0	0-0-0-0
12/15	PHILADELPHIA	27-34	5-86-38-0	2-1-6-0	7-95-35-0	3-35-19-0	3-16-11-0	0-0-0-0	0-0-0-0	0-0-0-0
12/21	at Buffalo	20-3	1-23-231-1	3-5-5-0	1-6-6-0	0-0-0-0	1-9-9-0	Inactive	2-3-3-0	0-0-0-0
12/28	N.Y. JETS	23-21	9-153-24-1	4-72-59-0	3-40-27-0	3-33-17-0	Inactive	0-0-0-0	0-0-0-0	2-30-20-0

OTHERS: GADSDEN: 1-7-7-0 vs. Washington (11/23); 2-34-23-0 at New England (12/7); 1-7-7-0 vs. Philadelphia (12/15). MINOR: 2-12-12-0 at Jacksonville (10/12); 1-5-5-0 at Tennessee (11/9); 1-m4-m4-0 at New England. NEWSON: 2-55-37-0 at Tennessee (11/9).

* - overtime

2003 GAME-BY-GAME PASSING

JAY FIEDLER

DATE	OPPONENT	ATT	COM	YDS	PCT	TD	INT	LG	SKD	YDS	RATE
9/7	HOUSTON	32	17	227	53.1	3	2	57t	2	12	81.1
9/14	at N.Y. Jets	19	14	190	73.7	1	0	39	1	1	122.7
9/21	BUFFALO	28	16	154	57.1	1	2	33	1	7	54.8
10/5	at N.Y. Giants	26	14	167	53.8	0	0	33	2	16	73.7
10/12	at Jacksonville	27	14	147	51.9	0	1	33	1	4	52.5
10/19	NEW ENGLAND	35	20	230	57.1	1	2	31	1	1	62.8
10/27	at San Diego	Inactive (Third Quarterback)									
11/2	INDIANAPOLIS	Inactive (Third Quarterback)									
11/9	at Tennessee	Inactive (Third Quarterback)									
11/16	BALTIMORE	Inactive (Third Quarterback)									
11/23	WASHINGTON	10	5	59	50.0	0	0	31	0	0	68.3
11/27	at Dallas	20	16	239	80.0	3	0	39t	0	0	156.0
12/7	at New England	31	13	111	41.9	0	2	23	5	45	25.1
12/15	PHILADELPHIA	40	21	240	52.5	0	2	38	2	19	50.0
12/21	at Buffalo	17	8	46	47.1	1	1	23t	2	9	48.9
12/28	N.Y. JETS	29	21	328	72.4	1	1	59	2	12	106.7

BRIAN GRIESE

DATE	OPPONENT	ATT	COM	YDS	PCT	TD	INT	LG	SKD	YDS	RATE
9/7	HOUSTON	Inactive									
9/14	at N.Y. Jets	Inactive									
9/21	BUFFALO	Inactive									
10/5	at N.Y. Giants	Inactive (Third Quarterback)									
10/12	at Jacksonville	Did Not Play									
10/19	NEW ENGLAND	Did Not Play									
10/27	at San Diego	29	20	192	69.0	3	0	49	1	9	121.6
11/2	INDIANAPOLIS	29	18	231	62.1	1	0	46	5	39	98.5
11/9	at Tennessee	27	15	131	55.6	0	3	37	4	16	29.0
11/16	BALTIMORE	32	13	126	40.6	0	1	17	0	0	39.3
11/23	WASHINGTON	13	8	133	61.5	1	2	80t	2	19	82.1
11/27	at Dallas	Did Not Play									
12/7	at New England	Did Not Play									
12/15	PHILADELPHIA	Did Not Play									
12/21	at Buffalo	Did Not Play									
12/28	N.Y. JETS	Did Not Play									

SAGE ROSENFELS

DATE	OPPONENT	ATT	COM	YDS	PCT	TD	INT	LG	SKD	YDS	RATE
11/9	at Tennessee	6	4	50	66.7	1	0	21t	0	0	131.9
11/27	at Dallas	0	0	0	0.0	0	0	0	0	0	

2003 GAME-BY-GAME TACKLES

Player vs.	HOU	NYJ	BUF	NYG	JAC	NE	SD	IND	TEN	BAL	WAS	DAL	NE	PHI	BUF	NYJ
Ayanbadejo, B.	0	0	0	0	0	0	0	0	0	0	0	0	0	0	0	0
Bowens, D.	NF	NF	NF	NF	NF	NF	NF	NF	NF	NF	NF	IN	0	0	0	2
Bowens, T.	6	3	2	0	IN	3	5	9	4	5	6	0	IN	0	4	IN
Buckley	1	6	3	4	2	5	1	5	8	3	3	4	0	0	4	2
Burnett	1	0	1	1	2	1	2	0	4	2	1	0	IN	IR	IR	IR
Chester	7	1	2	4	4	8	2	IN	6	5	3	4	2	3	3	2
Fletcher	2	0	0	0	0	0	XX	0	3	2	1	1	IR	IR	IR	IR
Freeman	1	3	1	4	0	1	4	2	0	1	0	1	3	1	1	0
Gamble	0	0	0	0	0	0	0	0	0	IR	IR	IR	IR	IR	IR	IR
Greenwood	6	2	1	1	14	5	9	0	6	11	2	2	11	3	3	9
Grigsby	IN	IN	IN	IN	IN	IN	IN	IN	IN	IN	IN	IN	IN	IN	IN	IN
Hendricks	0	0	0	0	4	0	2	0	19	0	1	1	1	0	0	0
Jenkins	0	0	0	0	0	0	0	0	2	0	0	0	0	0	0	0
Knight	9	5	1	8	7	8	4	6	9	5	11	8	13	4	7	6
Madison	1	5	1	7	7	4	6	3	5	3	2	3	1	0	6	1
Marion	8	4	3	5	10	6	6	7	4	6	6	7	9	9	3	7
Ogunleye	1	2	7	3	7	4	4	8	2	7	4	4	4	5	5	6
Romero	IN	0	IN	IN	2	IN	IN	3	2	IN	IN	IN	2	1	0	2
Seau	8	6	5	16	IN	12	9	11	9	9	10	7	13	3	7	8
Surtain	4	4	3	3	5	7	4	5	XX	1	3	2	3	5	3	5
Taylor	0	2	2	4	8	3	9	4	4	4	9	3	7	3	5	4
Thomas	13	13	10	13	9	15	9	22	IN	10	13	8	13	12	14	10
Williams, J.	1	2	0	0	2	2	1	1	0	0	2	0	1	2	4	0
Wooden	0	IN	0	0	0	0	0	0	1	0	0	0	0	0	0	0
Zgonina	7	0	0	6	5	4	2	6	7	2	1	0	8	4	3	7

LEGEND

XX = DID NOT PLAY

IR = INJURED RESERVE

NF = NON-FOOTBALL INJURY

NR = NOT ON ROSTER

PP = PHYSICALLY UNABLE TO PERFORM

= PLAYOFF GAMES

IN = INACTIVE

PS = PRACTICE SQUAD

2003 INDIVIDUAL GAME STATUS

NAME	HOU	NYJ	BUF	NYG	JAC	NE	SD	IND	TEN	BAL	WAS	DAL	NE	PHI	BUF	NYJ
Ayanbadejo, B.	PL	PL	PL	PL	PL	PL	PL	PL	PL	PL	PL	PL	PL	PL	PL	PL
Ayanbadejo, O.	PL	PL	PL	PL	PL	ST	PL	PL	PL	PL	PL	PL	PL	PL	ST	PL
Bedell	NR	NR	NR	NR	NR	NR	NR	NR	NR	IN	IN	IN	IN	IN	IN	IN
Bowens, D.	NF	NF	NF	NF	NF	NF	NF	NF	NF	NF	NF	IN	PL	PL	PL	PL
Bowens, T.	ST	ST	ST	ST	IN	ST	ST	ST	ST	ST	ST	ST	IN	ST	ST	IN
Brown	NR	NR	NR	NR	NR	NR	NR	NR	NR	NR	NR	NR	NR	NR	IN	IN
Buckley	ST	PL	PL	PL	PL	PL	ST	ST	ST	PL	PL	PL	PL	ST	PL	PL
Burnett	PL	PL	PL	PL	PL	PL	PL	PL	PL	PL	PL	PL	IN	IR	IR	IR
Chambers	ST	ST	ST	ST	ST	ST	ST	ST	ST	ST	ST	ST	ST	ST	ST	ST
Chester	ST	ST	ST	ST	ST	ST	ST	IN	ST	ST	ST	ST	ST	ST	ST	ST
Dixon	IN	IN	IN	IN	IN	IN	IN	IN	IR	IR	IR	IR	IR	IR	IR	IR
Fiedler	ST	ST	ST	ST	ST	ST	3Q	3Q	3Q	3Q	PL	ST	ST	ST	ST	ST
Fletcher	PL	PL	PL	PL	PL	PL	XX	PL	PL	PL	PL	PL	IR	IR	IR	IR
Freeman	PL	PL	PL	PL	PL	PL	PL	PL	PL	PL	PL	PL	PL	PL	PL	PL
Gadsden	NR	NR	NR	NR	NR	NR	NR	NR	NR	NR	PL	PL	PL	PL	PL	PL
Gamble	PL	PL	PL	PL	PL	PL	PL	ST	IR	IR	IR	IR	IR	IR	IR	IR
Grau	NR	NR	NR	NR	NR	PL	PL	PL	PL	PL	PL	PL	PL	PL	PL	PL
Greenwood	PL	ST	ST	ST	ST	ST	PL	PL	PL	ST	ST	ST	ST	PL	ST	ST
Griese	IN	IN	IN	3Q	XX	XX	ST	ST	ST	ST	ST	XX	XX	XX	XX	XX
Grigsby	IN	IN	IN	IN	IN	IN	IN	IN	IN	IN	IN	IN	IN	IN	IN	IN
Hendricks	PL	PL	PL	PL	ST	PL	PL	PL	ST	PL	PL	PL	PL	PL	PL	PL
Henry	IN	IN	IN	IN	XX	XX	IN	IN	IN	IN	IN	IN	IN	IN	IN	XX
Jenkins	PL	PL	PL	PL	PL	PL	PL	PL	PL	PL	PL	PL	PL	PL	PL	PL
Jerman	XX	PL	XX	XX	XX	PL	XX	XX	PL	PL	ST	PL	XX	PL	XX	PL
Knight	ST	ST	ST	ST	ST	ST	ST	ST	ST	ST	ST	ST	ST	ST	ST	ST
Konrad	ST	ST	ST	ST	ST	IN	ST	ST	PL	ST	PL	ST	ST	ST	IN	ST
Lee	ST	PL	PL	PL	PL	PL	ST	ST	ST	PL	ST	PL	PL	PL	PL	PL
Madison	ST	ST	ST	ST	ST	ST	ST	ST	ST	ST	ST	ST	ST	ST	ST	ST
Mare	PL	PL	PL	PL	PL	PL	PL	PL	PL	PL	PL	PL	PL	PL	PL	PL
Marion	ST	ST	ST	ST	ST	ST	ST	ST	ST	ST	ST	ST	ST	ST	ST	ST
McDermott	PL	PL	PL	PL	PL	NR	NR	NR	NR	NR	NR	NR	NR	NR	NR	NR
McKinney	PL	PL	PL	ST	PL	PL	PL	PL	PL	ST	ST	PL	PL	PL	PL	PL
McKnight	PL	PL	PL	PL	PL	PL	PL	PL	PL	ST	PL	PL	PL	PL	PL	IN
McMichael	ST	ST	ST	ST	ST	ST	ST	ST	ST	ST	ST	ST	ST	ST	ST	ST
Minor	PL	PL	PL	PL	PL	PL	PL	PL	PL	PL	PL	PL	PL	PL	PL	PL
Moore	IR	IR	IR	IR	IR	IR	IR	IR	IR	IR	IR	IR	IR	IR	IR	IR
Nails	ST	ST	ST	ST	ST	ST	ST	ST	ST	ST	IN	ST	ST	ST	ST	ST
Newson	PS	PS	PS	PS	PS	PS	PS	PS	PL	PL	PL	PL	IN	IN	NR	PL
Ogunleye	ST	ST	ST	ST	ST	ST	ST	ST	ST	ST	ST	ST	ST	ST	ST	ST
Perry, E.	IR	IR	IR	IR	IR	IR	IR	IR	IR	IR	IR	IR	IR	IR	IR	IR
Perry, T.	ST	ST	ST	ST	ST	ST	ST	ST	ST	XX	ST	ST	ST	ST	ST	ST
Rogers	PL	PL	PL	PL	PL	PL	XX	IN	NR	NR	NR	PL	PL	PL	PL	PL
Romero	IN	PL	IN	IN	PL	IN	IN	PL	IN	IN	IN	IN	PL	PL	PL	ST
Rosenfels	XX	XX	XX	XX	3Q	3Q	XX	XX	PL	XX	3Q	PL	3Q	3Q	3Q	3Q
Roundtree	PS	PS	PS	PS	PS	PS	PS	PS	IN	IN	NR	PS	PS	PS	PS	PS
Royals	PL	PL	PL	NR	NR	NR	NR	NR	NR	NR	NR	NR	NR	NR	NR	NR
Ruddy	ST	ST	ST	IN	ST	ST	ST	ST	XX	ST	XX	ST	ST	ST	ST	ST
Seau	ST	ST	ST	ST	IN	ST	ST	ST	ST	ST	ST	ST	ST	ST	ST	ST
Simmons	PL	PL	PL	PL	PL	PL	PL	PL	PL	PL	PL	IR	IR	IR	IR	IR
Smith	ST	ST	ST	ST	ST	ST	ST	ST	ST	ST	ST	ST	ST	ST	ST	ST
Surtain	ST	ST	ST	ST	ST	ST	ST	XX	ST	ST	ST	ST	ST	ST	ST	ST
Taylor	ST	ST	ST	ST	ST	ST	ST	ST	ST	ST	ST	ST	ST	ST	ST	ST
Thomas	ST	ST	ST	ST	ST	ST	ST	IN	ST	ST	ST	ST	ST	ST	ST	ST
Thompson	PL	ST	ST	ST	ST	ST	PL	PL	ST	PL	ST	ST	ST	ST	ST	ST
Tolver	IN	IN	IN	IN	IN	IN	IN	XX	IN	IN	IN	IR	IR	IR	IR	IR
Turk	NR	NR	NR	PL	PL	PL	PL	PL	PL	PL	PL	PL	PL	PL	PL	PL
Wade	ST	ST	ST	ST	ST	ST	ST	ST	ST	ST	ST	ST	ST	ST	ST	ST
Whitley	IN	IN	IN	IN	IN	IN	IN	IN	IN	IN	IN	IN	IN	IN	IN	IN
Whitman	NR	PS	PS	PS	PS	PS	PS	PS	PS	PS	PS	PS	PS	PS	XX	PS
Williams, D.	IR	IR	IR	IR	IR	IR	IR	IR	IR	IR	IR	IR	IR	IR	IR	IR
Williams, J.	PL	PL	PL	PL	PL	PL	PL	PL	PL	PL	PL	PL	PL	PL	PL	PL
Williams, R.	ST	ST	ST	ST	ST	ST	ST	ST	ST	ST	ST	ST	ST	ST	ST	ST
Wooden	PL	IN	PL	PL	PL	PL	PL	PL	PL	PL	PL	PL	PL	PL	PL	PL
Wyrick	NR	NR	NR	NR	NR	NR	NR	NR	NR	NR	NR	NR	NR	NR	PL	PL
Yates	IN	IN	IN	PL	IN	IN	IN	IN	IN	PL	PL	IN	IN	IN	IN	IN
Zgonina	PL	PL	PL	PL	ST	PL	PL	ST	PL	PL	PL	PL	ST	PL	PL	PL

LEGEND

ST = STARTED

PL = PLAYED

IN = INACTIVE

3Q = THIRD QUARTERBACK

XX = DID NOT PLAY

IR = INJURED RESERVE

PS = PRACTICE SQUAD

NF = NON-FOOTBALL INJURY

PP = PHYSICALLY UNABLE TO PERFORM

NR = NOT ON ROSTER

2003 GAME-BY-

OFFENSE

GAME	WR	LT	LG	C	RG
HOUSTON	Lee-TE	Smith	Nails	Ruddy	T. Perry
at New York Jets	Thompson	Smith	Nails	Ruddy	T. Perry
BUFFALO	Thompson	Smith	Nails	Ruddy	T. Perry
at New York Giants	Thompson	Smith	Nails	McKinney	T. Perry
at Jacksonville	Thompson	Smith	Nails	Ruddy	T. Perry
NEW ENGLAND	Thompson	Smith	Nails	Ruddy	T. Perry
at San Diego	Lee-TE	Smith	Nails	Ruddy	T. Perry
INDIANAPOLIS	Lee-TE	Smith	Nails	Ruddy	T. Perry
at Tennessee	Thompson	Smith	Nails	Ruddy	T. Perry
BALTIMORE	McKnight	Smith	Nails	McKinney	T. Perry
WASHINGTON	Thompson	Smith	McKinney	Ruddy	Jerman
at Dallas	Thompson	Smith	Nails	Ruddy	T. Perry
at New England	Thompson	Smith	Nails	Ruddy	T. Perry
PHILADELPHIA	Thompson	Smith	Nails	Ruddy	T. Perry
at Buffalo	Thompson	Smith	Nails	Ruddy	T. Perry
NEW YORK JETS	Thompson	Smith	Nails	Ruddy	T. Perry

DEFENSE

GAME	LE	LDT	RDT	RE	LLB
HOUSTON	Ogunleye	T. Bowens	Chester	Taylor	Seau
at New York Jets	Ogunleye	T. Bowens	Chester	Taylor	Seau
BUFFALO	Ogunleye	T. Bowens	Chester	Taylor	Seau
at New York Giants	Ogunleye	T. Bowens	Chester	Taylor	Seau
at Jacksonville	Ogunleye	Zgonina	Chester	Taylor	Hendricks
NEW ENGLAND	Ogunleye	T. Bowens	Chester	Taylor	Seau
at San Diego	Ogunleye	T. Bowens	Chester	Taylor	Seau
INDIANAPOLIS	Ogunleye	T. Bowens	Zgonina	Taylor	Seau
at Tennessee	Ogunleye	T. Bowens	Chester	Taylor	Seau
BALTIMORE	Ogunleye	T. Bowens	Chester	Taylor	Seau
WASHINGTON	Ogunleye	T. Bowens	Chester	Taylor	Seau
at Dallas	Ogunleye	T. Bowens	Chester	Taylor	Seau
at New England	Ogunleye	Zgonina	Chester	Taylor	Seau
PHILADELPHIA	Ogunleye	T. Bowens	Chester	Taylor	Seau
at Buffalo	Ogunleye	T. Bowens	Chester	Taylor	Seau
NEW YORK JETS	Ogunleye	Romero	Chester	Taylor	Seau

GAMES PLAYED-STARTED-DID NOT PLAY-INACTIVE: B. Ayanbadejo 16-0-0-0; O. Ayanbadejo 16-2-0-0; *Bedell 0-0-0-7; D. Bowens 4-0-0-1; T. Bowens 13-13-0-3; Brown 0-0-0-3; Buckley 16-5-0-0; Burnett 12-0-0-1; Chambers 16-16-0-0; Chester 15-15-0-1; Dixon 0-0-0-8; Fiedler 12-11-0-4; Fletcher 11-0-1-0; Freeman 16-0-0-0; Gadsden 6-0-0-0; Gamble 9-1-0-0; Grau 11-0-0-0; Greenwood 16-11-0-0; Griese 5-5-7-4; Grigsby 0-0-0-16; Hendricks 16-2-0-0; Henry 0-0-3-13; Jenkins 16-0-0-0; Jerman 8-1-8-0; Knight 16-16-0-0; Konrad 14-12-0-2; Lee 16-5-0-0; Madison 16-16-0-0; Mare 16-0-0-0; Marion 16-16-0-0; McDermott 5-0-0-0; McKinney 16-3-0-0; McKnight 15-1-0-1; McMichael 16-16-0-0; Minor 16-0-0-0; Nails 15-15-0-1; Newson 6-0-0-1; Ogunleye 16-16-0-0; T. Perry 15-15-1-0; Rogers 11-0-1-1; Romero 8-1-0-8; Rosenfels 2-0-7-7; Roundtree 0-0-0-2; Royals 3-0-0-0; Ruddy 14-14-1-1; Seau 15-15-0-1; Simmons 11-0-0-0; Smith 16-16-0-0; Surtain 15-15-1-0; Taylor 16-16-0-0; Thomas 15-15-0-1; Thompson 16-12-0-0; Tolver 0-0-1-10; Turk 13-0-0-0; Wade 16-16-0-0; Whitley 0-0-0-16; Whitman 0-0-1-0; J. Williams 16-0-0-0; R. Williams 16-16-0-0; Wooden 15-0-0-1; #Wyrick 4-0-0-0; Yates 3-0-0-13; Zgonina 16-3-0-0.

*Bedell also was inactive for 4 games with Washington; #Wyrick also played in 7 games with Detroit, starting 1 and was inactive for 2 contests

GAME STARTERS

RT	TE	WR	QB	RB	FB
Wade	McMichael	Chambers	Fiedler	R. Williams	Konrad
Wade	McMichael	Chambers	Fiedler	R. Williams	Konrad
Wade	McMichael	Chambers	Fiedler	R. Williams	Konrad
Wade	McMichael	Chambers	Fiedler	R. Williams	Konrad
Wade	McMichael	Chambers	Fiedler	R. Williams	O. Ayanbadejo
Wade	McMichael	Chambers	Griese	R. Williams	Konrad
Wade	McMichael	Chambers	Griese	R. Williams	Konrad
Wade	McMichael	Chambers	Griese	R. Williams	Lee-TE
Wade	McMichael	Chambers	Griese	R. Williams	Konrad
Wade	McMichael	Chambers	Griese	R. Williams	Lee-TE
Wade	McMichael	Chambers	Fiedler	R. Williams	Konrad
Wade	McMichael	Chambers	Fiedler	R. Williams	Konrad
Wade	McMichael	Chambers	Fiedler	R. Williams	O. Ayanbadejo
Wade	McMichael	Chambers	Fiedler	R. Williams	Konrad

MLB	RLB	LCB	RCB	SS	FS
Thomas	Buckley-DB	Surtain	Madison	Knight	Marion
Thomas	Greenwood	Surtain	Madison	Knight	Marion
Thomas	Greenwood	Surtain	Madison	Knight	Marion
Thomas	Greenwood	Surtain	Madison	Knight	Marion
Thomas	Greenwood	Surtain	Madison	Knight	Marion
Thomas	Buckley-DB	Surtain	Madison	Knight	Marion
Thomas	Buckley-DB	Surtain	Madison	Knight	Marion
Hendricks	Gamble-DB	Buckley	Madison	Knight	Marion
Thomas	Greenwood	Surtain	Madison	Knight	Marion
Thomas	Greenwood	Surtain	Madison	Knight	Marion
Thomas	Greenwood	Surtain	Madison	Knight	Marion
Thomas	Greenwood	Surtain	Madison	Knight	Marion
Thomas	Buckley-DB	Surtain	Madison	Knight	Marion
Thomas	Greenwood	Surtain	Madison	Knight	Marion
Thomas	Greenwood	Surtain	Madison	Knight	Marion

INACTIVES: HOUSTON: Dixon, Griese, Grigsby, Henry, Romero, Tolver, Whitley, Yates; **at NY Jets:** Dixon, Griese, Grigsby, Henry, Tolver, Whitley, Wooden, Yates; **BUFFALO:** Dixon, Griese, Grigsby, Henry, Romero, Tolver, Whitley, Yates; **at NY Giants:** Dixon, Griese (3QB), Grigsby, Henry, Romero, Ruddy, Tolver, Whitley; **at Jacksonville:** T. Bowens, Dixon, Grigsby, Rosenfels (3QB), Seau, Tolver, Whitley, Yates; **NEW ENGLAND:** Dixon, Grigsby, Konrad, Romero, Rosenfels (3QB), Tolver, Whitley, Yates; **at San Diego:** Dixon, Fiedler (3QB), Grigsby, Henry, Romero, Tolver, Whitley, Yates; **INDIANAPOLIS:** Chester, Dixon, Fiedler (3QB), Grigsby, Henry, Rogers, Whitley, Yates; **at Tennessee:** Fiedler (3QB), Grigsby, Henry, Roundtree, Thomas, Tolver, Whitley, Yates; **BALTIMORE:** Bedell, Fiedler (3QB), Grigsby, Henry, Romero, Roundtree, Tolver, Whitley; **WASHINGTON:** Bedell, Grigsby, Henry, Nails, Romero, Rosenfels (3QB), Tolver, Whitley; **at Dallas:** Bedell, D. Bowens, Grigsby, Henry, Romero, Rosenfels (3QB), Whitley, Yates; **at New England:** Bedell, T. Bowens, Burnett, Grigsby, Henry, Rosenfels (3QB), Whitley, Yates; **PHILADELPHIA:** Bedell, Brown, Grigsby, Henry, Newson, Rosenfels (3QB), Whitley, Yates; **at Buffalo:** Bedell, Brown, Grigsby, Henry, Konrad, Rosenfels (3QB), Whitley, Yates; **NY JETS:** Bedell, T. Bowens, Brown, Grigsby, McKnight, Rosenfels (3QB), Whitley, Yates

2003 GAME-BY-GAME SUMMARIES

GAME 1

TEXANS 21, DOLPHINS 20
September 7, 2003

Pro Player Stadium
Miami, FL

The Dolphins had their 11-game winning streak on opening day snapped. They also lost their first home opener since 1993 and had their streak of 17 consecutive home wins in the month of September snapped. The Texans took a 3-0 lead with 5:10 to play in the first quarter on a 36-yard field goal by Kris Brown, capping an 11-play, 64-yard drive in which David Carr completed passes of 26 and 33 yards. The 26-yarder, which went to Jabar Gaffney, came on a third-and-9 from the Houston 32 and was followed by an unsportsmanlike conduct penalty on the Dolphins. After taking over at the Dolphins' 32 on their first series of the second quarter, the Texans missed out on a chance to expand their lead when Brown missed wide right on a 43-yard field goal attempt. The Dolphins scored their first points of 2003 when Jay Fiedler and Chris Chambers combined for a 57-yard touchdown, 5:40 into the second quarter. Houston got to within one point of the lead with 6:17 to play in the first half on a 50-yard field goal by Brown. The three-pointer came four plays after the Texans gained possession at the Dolphins' 36 when Charlie Clemons recovered a Ricky Williams fumble and the Dolphins were assessed a 15-yard unsportsmanlike conduct penalty. The Dolphins responded with a nine-play, 78-yard drive that used 5:17 of the clock and ended when Chambers made an acrobatic one-handed grab in the back of the end zone with 1:00 remaining in the opening half. Fiedler completed all six of his pass attempts on the drive, totaling 75 yards, including the touchdown, which was his 50th as a Dolphin. Houston took over at their own 20 and traveled to the Dolphins' 36 before Brown missed wide left on a 54-yard field goal attempt with two seconds to play in the half. Houston notched its first touchdown of the season when Carr connected with Corey Bradford for a 78-yard touchdown with 4:22 to play in the third quarter. The Texans attempted to tie the score with a two-point conversion, but Stacey Mack was stopped short of the goal line. The Texans re-gained the advantage on their next possession when Brown hit a 23-yard field goal with 21 seconds to play in the third quarter after Houston had taken over at the Dolphins' 46 six plays earlier. The Dolphins answered with an eight-play, 80-yard drive that culminated with a Fiedler to Ricky Williams 35-yard scoring pass. The key play was a 20-yard completion to Chambers on third-and-10 from the Dolphins' 20. The pass attempt for the two-point conversion was off the mark, and the Dolphins held a five-point lead. The Texans scored for the third time in as many series when, following the Dolphins' score, they embarked on a 16-play, 76-yard drive that utilized 7:29 of the clock and ended with Brown's fourth field goal of the afternoon, from 24 yards out. Carr completed six of his nine passes on the march, totaling 60 yards, including a pair of completions to convert third downs. Two plays later, Marcus Coleman intercepted a Fiedler pass that he returned to the Dolphins' 36 with just less than four minutes to play in the game. The Texans then used seven plays to gain 19 yards, setting up a 35-yard game-winning field goal by Brown, with 25 seconds remaining. A 10-yard run by Mack on third-and-6 from the 32 kept the drive alive and enabled the Texans to run off 3:28 of the clock.

HOUSTON	3	3	9	6	-	21
MIAMI	0	14	0	6	-	20

TEAM	SCORE	DRIVE (Plays/Yards/Time)	QTR	CLOCK TIME
HOU	FG Brown 36	11/64/4:13	1	5:10
MIA	Chambers, 57 pass from Fiedler (Mare kick)	2/57/0:48	2	9:20
HOU	FG Brown 50	4/41/2:26	2	6:17
MIA	Chambers, 21 pass from Fiedler (Mare kick)	9/78/5:17	2	1:00
HOU	Bradford, 78 pass from Carr (run failed)	1/78/0:12	3	4:22
HOU	FG Brown 23	7/41/2:39	3	0:21
MIA	R. Williams, 35 pass from Fiedler (pass failed)	8/80/2:57	4	12:24
HOU	FG Brown 24	16/76/7:29	4	4:55
HOU	FG Brown 35	7/19/3:28	4	0:25

ATT. - 73,010

	HOUSTON	MIAMI
First Downs/Total-Rush-Pass-Penalty	16/6-9-1	14/4-9-1
Third Down Efficiency	6-17/35.3	5-13/38.5
Total Yards-Plays-Average	393-66-6.0	301-56-5.4
Rushes-Yards-Average	34-127-3.7	22-86-3.9
Net Yards Passing-Sacked-Yards Lost	266-0-0	215-2-12
Passes Attempted-Completed-Intercepted	32-17-0	32-17-2
Punts/Number-Average	5-42.8	7-38.0
Penalties/Number-Yards	8-67	11-87
Fumbles/Number-Lost	0-0	1-1
Time of Possession	33:18	26:42

INDIVIDUAL STATISTICS

RUSHING – Houston: Mack 27-89; Davis 6-36; Carr 1-2.

Miami: R. Williams 17-69; Chambers 1-12; Minor 1-3; Fiedler 3-2.

PASSING – Houston: Carr 31-17-0, 266 yards, 1 TD; Gaffney 1-0-0.

Miami: Fiedler 32-17-2, 227 yards, 3 TDs.

RECEIVING – Houston: Johnson 6-76; Gaffney 3-70; Miller 3-20; Bradford 2-85, 1 TD; Mack 1-6; Coleman 1-6; Holloway 1-3.

Miami : Chambers 7-118, 2 TDs; R. Williams 5-60, 1 TD; Konrad 2-16; McMichael 1-16; McKnight 1-12; Lee 1-5.

INTERCEPTIONS – Houston: Coleman 2-3 yards.

Miami: None.

SACKS – Houston: Foreman 1; Wright 1.

Miami: None.

MISSED FIELD GOALS – Houston: Brown 43(WR); 54(WL).

Miami: None.

GAME 2

DOLPHINS 21, JETS 10

September 14, 2003

Meadowlands

East Rutherford, NJ

The Jets opened the scoring on their first possession of the game when Doug Brien connected on a 30-yard field goal to cap a 12-play, 83-yard drive. Four plays prior to the score, Vinny Testaverde hit Santana Moss for a 25-yard completion on third-and-16 from the Dolphins' 37. Overall on the drive, Testaverde completed six of eight passes for 82 yards, as the Jets converted a pair of third downs on the scoring march. The Dolphins responded with an eight-play, 71-yard drive that ended with a nine-yard touchdown run by Jay Fiedler with 38 seconds remaining in the first quarter, the ninth rushing score of his career, tying him with Dan Marino and David Woodley for the most rushing scores ever by a Dolphins signal caller. The key play on the drive came three plays prior to the score when Fiedler hit Chris Chambers for a 22-yard completion to the Jets' 23. Fiedler completed all four of his pass attempts, totaling 48 yards, on the drive. The Dolphins extended their lead on their next possession, 7:15 into the second quarter, when Fiedler hit Randy McMichael for an eight-yard TD pass, two plays after Ricky Williams broke loose for an 18-yard run to the Jets' 10 on third-and-16. In addition, Fiedler connected with Chambers for a 39-yard completion to the Jets' 37 on the second snap of the nine-play, 79-yard march. Miami notched its third touchdown in as many series when Williams scored on a two-yard run with 17 seconds to play in the first half, culminating a 12-play, 84-yard drive, which was kept alive by an offsides penalty on New York with the Dolphins facing a fourth-and-2 from the Jets' 42. Four plays before the touchdown, Fiedler and Williams combined for a 21-yard completion to the Jets' 14. Williams also had a 22-yard run on the drive's second play from scrimmage. The Jets had a first-and-goal from the nine midway through the third quarter on the strength of a 61-yard completion from Testaverde to Moss on third-and-15 from the 30. New York, however, could not capitalize when Testaverde's pass on fourth-and-goal from the three was incomplete. New York notched its first touchdown of the game 2:18 into the fourth quarter when Testaverde hit Moss in stride for a 32-yard touchdown on third-and-8, six plays after Shaun Ellis stripped the ball from Fiedler and Chester McGlockton recovered at the Dolphins' 48. With the Jets at the Dolphins' 43 and less than three minutes to play, Patrick Surtain came up with the Dolphins' first interception of 2003, ending any Jets comeback hopes.

MIAMI	7	14	0	0	-	21
N.Y. JETS	3	0	0	7	-	10

TEAM	SCORE	DRIVE		QTR	CLOCK
		(Plays/Yards/Time)			
NYJ	FG Brien 30	12/83/5:49		1	5:50
MIA	Fiedler, 9 run (Mare kick)	8/71/5:12		1	0:38
MIA	McMichael, 8 pass from Fiedler (Mare kick)	9/79/5:48		2	7:45
MIA	R. Williams, 2 run (Mare kick)	12/84/5:25		2	0:17
NYJ	Moss, 32 pass from Testaverde (Brien kick)	6/48/2:06		4	12:42

ATT. – 77,461

	MIAMI	N.Y. JETS
First Downs/Total-Rush-Pass-Penalty	23/11-10-2	17/0-17-0
Third Down Efficiency	4-10/40.0	7-14/50.0
Total Yards-Plays-Average	376-64-5.9	387-57-6.8
Rushes-Yards-Average	44-187-4.3	11-21-1.9
Net Yards Passing-Sacked-Yards Lost	189-1-1	366-1-7
Passes Attempted-Completed-Intercepted	19-14-0	45-29-1
Punts/Number-Average	5-40.6	4-42.0
Penalties/Number-Yards	4-30	7-52
Fumbles/Number-Lost	1-1	0-0
Time of Possession	35:46	24:14

INDIVIDUAL STATISTICS

RUSHING – Miami: R. Williams 34-125, 1 TD; Fiedler 5-35, 1 TD; Minor 5-27.

New York: Martin 10-32; Moss 1-(-11).

PASSING – Miami: Fiedler 19-14-0, 190 yards, 1 TD.

New York: Testaverde 45-29-1, 373 yards, 1 TD.

RECEIVING – Miami: Chambers 4-91; R. Williams 4-37; McMichael 3-21, 1 TD; Konrad 2-17; Thompson 1-24.
New York: Chrebet 7-69; Moss 5-142, 1 TD; Conway 5-81; Jordan 5-61; Becht 3-12; Sowell 2-10; Martin 2-(-2).

INTERCEPTIONS – Miami: Surtain 1-14 yards.

New York: None.

SACKS – Miami: Taylor 0.5; J. Williams 0.5.

New York: Ellis 1.

MISSED FIELD GOALS – Miami: None.

New York: None.

GAME 3

DOLPHINS 17, BILLS 7

September 21, 2003

Pro Player Stadium

Miami, FL

The Dolphins' defensive performance tied for their second-best ever in a game in terms of total yards allowed. The Bills were at the Dolphins' 13 early in the second quarter when Patrick Surtain intercepted a Travis Henry pass attempt at the one-yard line, two plays after Takeo Spikes returned a Ricky Williams fumble 29 yards to the Bills' 16. Buffalo held, though, and then re-gained possession at the Dolphins' 38. The Bills then traveled 30 yards and had a third-and-goal from the eight before Brock Marion picked off a Bledsoe pass in the end zone. Miami posted the first score of the night with 25 seconds to play in the first half when Jay Fiedler found Chris Chambers in the end zone for a 12-yard TD pass, capping an eight-play, 76-yard drive in which the Bills were penalized three times for 34 yards. The Dolphins took a ten-point lead with 5:40 remaining in the third quarter on an Olindo Mare field goal that culminated a 14-play, 85-yard drive that chewed up 7:38 of the clock. The key plays were an 18-yard completion from Fiedler to James McKnight on third-and-12 from the Dolphins' 29, followed two plays later by a 33-yard strike to Randy McMichael to the Bills' 16. The Bills accounted for their first points of the game 1:09 into the fourth quarter when Nate Clements intercepted a Jay Fiedler pass and went 54 yards for a score. The Dolphins then responded with a 13-play, 51-yard drive which had them at the Bills' 26, but Mare's 44-yard field goal attempt missed wide right. After forcing the Bills into a three-and-out, the Dolphins put the game away with a an eight-play, 51-yard drive that utilized 3:05 of the clock and ended with a Ricky Williams one-yard TD run on third-and-goal, with 1:52 to play in the game. Williams plowed his way for 46 yards on eight attempts during the course of the scoring march. On the night, Williams had a franchise-record 42 rush attempts, eclipsing the previous mark of 40, first set by Lamar Smith in a First Round Playoff game on December 30, 2000 against Indianapolis.

BUFFALO	0	0	0	7	-	7
MIAMI	0	7	3	7	-	17

TEAM	SCORE	DRIVE (Plays/Yards/Time)	QTR	CLOCK TIME
MIA	Chambers, 12 pass from Fiedler (Mare kick)	8/76/4:51	2	0:25
MIA	FG Mare 26	14/85/7:38	3	5:40
BUF	Clements, 54 interception return (Lindell kick)		4	13:51
MIA	R. Williams, 1 run (Mare kick)	8/51/3:05	4	1:52

ATT. – 73,426

	BUFFALO	MIAMI
First Downs/Total-Rush-Pass-Penalty	8/1-7-0	23/8-10-5
Third Down Efficiency	1-9/11.1	6-14/42.9
Total Yards-Plays-Average	118-44-2.7	313-73-4.3
Rushes-Yards-Average	14-41-2.9	44-166-3.8
Net Yards Passing-Sacked-Yards Lost	77-4-21	147-1-7
Passes Attempted-Completed-Intercepted	26-10-3	28-16-2
Punts/Number-Average	7-50.0	4-43.5
Penalties/Number-Yards	11-84	4-35
Fumbles/Number-Lost	0-0	1-1
Time of Possession	19:10	40:50

INDIVIDUAL STATISTICS

RUSHING – Buffalo: Burns 6-22; Bledsoe 2-9; Henry 5-7; Gash 1-3.

Miami: R. Williams 42-153, 1 TD; Fiedler 2-13.

PASSING – Buffalo: Bledsoe 25-10-2, 98 yards; Henry 1-0-1.

Miami: Fiedler 28-16-2, 154 yards, 1 TD.

RECEIVING – Buffalo: Shaw 3-34; Reed 3-27; Moulds 2-30; Burns 1-6; Campbell 1-1.

Miami: Chambers 5-51, 1 TD; McMichael 4-57; Thompson 3-32; R. Williams 3-(-4); McKnight 1-18.

INTERCEPTIONS – Buffalo: Clements 2-54 yards, 1 TD.

Miami: Knight 1-11 yards. Marion 1-0 yards; Surtain 1-0 yards.

SACKS – Buffalo: Schobel 1.

Miami: Ogunleye 2; T. Bowens 1. Seau 1.

MISSED FIELD GOALS – Buffalo: None.

Miami: Mare 51(WL); 44(WR).

GAME 4

DOLPHINS 23, GIANTS 10
October 5, 2003

Meadowlands
East Rutherford, NJ

The Dolphins broke through with the first points of the afternoon on an Olindo Mare 43-yard field goal 13 seconds into the second quarter, four plays after Patrick Surtain intercepted a Kerry Collins pass and returned it two yards to the Giants' 25. New York took the lead 5:44 into the second quarter on a two-yard run by Tiki Barber, four plays after Cornelius Griffin recovered a Jay Fiedler fumble at the Dolphins' 16 as he was sacked by Michael Strahan. The Dolphins re-gained the advantage three plays afterward when James McKnight took the ball from Ricky Williams on a reverse and went 68 yards for a touchdown, tied for the sixth-longest run from scrimmage in Dolphins history and the longest by someone other than a running back. On the ensuing series, Terrell Buckley forced and recovered an Ike Hilliard fumble at the Giants' 46, which led to a nine-play, 41-yard drive that ended with a Mare 23-yard field goal. Following the score, the Giants took over at their own 6-yard line and marched 69 yards in nine plays, with the final one being a Matt Bryant 43-yard field goal as time expired in the first half. On the drive, Collins completed six of seven passes for 54 yards. On their first series of the second half, the Giants marched 73 yards in 17 plays, but could not come away with any points after Jeff Feagles' 29-yard field goal attempt sailed wide right. Following the miss, the Dolphins gained possession at their own 20 and traveled 50 yards in 11 plays, en route to a 48-yard field goal by Mare, increasing the Dolphins' lead to six points. Fiedler completed four of five passes for 36 yards on the drive. Miami took a double-digit lead with 4:16 remaining in the contest when Ricky Williams' one-yard touchdown run on third-and-goal capped a 12-play, 64-yard drive that utilized 6:59 of the clock. Including the touchdown, the Dolphins converted three third downs on the march, while a fourth third down try was turned into a first down because of a Giants penalty. The key play was a 24-yard completion from Fiedler to Randy McMichael on third-and-nine, which put the Dolphins at the Giants' 17. Surtain sealed the game when he secured his second interception of the game, in the end zone with 2:22 to play in the contest.

MIAMI	0	13	0	10	-	23
N.Y. GIANTS	0	10	0	0	-	10

TEAM	SCORE	DRIVE		QTR	CLOCK
		(Plays/Yards/Time)			
MIA	FG Mare 43		4/0/41	2	14:47
NYG	Barber, 2 run (Bryant kick)		4/16/1:29	2	9:16
MIA	McKnight, 68 run (Mare kick)		3/79/1:37	2	7:39
MIA	FG Mare 23		9/41/3:14	2	1:29
NYG	FG Bryant 43		9/69/1:29	2	0:00
MIA	FG Mare 48		11/50/6:30	4	12:46
MIA	R. Williams, 1 run (Mare kick)		12/64/6:59	4	4:16

ATT. - 78,863

	MIAMI	N.Y. GIANTS
First Downs/Total-Rush-Pass-Penalty	15/5-8-2	25/6-15-4
Third Down Efficiency	7-16/43.8	3-9/33.3
Total Yards-Plays-Average	285-58-4.9	350-67-5.2
Rushes-Yards-Average	30-134-4.5	23-77-3.3
Net Yards Passing-Sacked-Yards Lost	151-2-16	273-1-3
Passes Attempted-Completed-Intercepted	26-14-0	43-31-3
Punts/Number-Average	5-34.8	4-39.5
Penalties/Number-Yards	6-50	5-35
Fumbles/Number-Lost	3-1	2-1
Time of Possession	29:37	30:23

INDIVIDUAL STATISTICS

RUSHING - Miami: McKnight 1-68, 1 TD; R. Williams 22-39, 1 TD; Konrad 3-15; Fiedler 4-12.

New York: Barber 20-71, 1 TD; Joyce 3-6

PASSING - Miami: Fiedler 26-14-0, 167 yards.

New York: Collins 43-31-3, 276 yards.

RECEIVING - Miami: Chambers 3-19; McMichael 2-57; Konrad 2-32; Thompson 2-22; R. Williams 2-20; McKnight 2-17; O. Ayanbadejo 1-0.

New York: Shockey 11-110; Hilliard 8-73; Barber 4-28; Toomer 3-38; Finn 3-14; Carter 1-8; Joyce 1-5.

INTERCEPTIONS - Miami: Surtain 2-2 yards; Marion 1-3 yards.

New York: None.

SACKS - Miami: Burnett 1.

New York: Holmes 1; Strahan 1.

MISSED FIELD GOALS - None.

New York - Feagles 29(WR)

GAME 5

DOLPHINS 24, JAGUARS 10
October 12, 2003

ALLTEL Stadium
Jacksonville, FL

The Dolphins posted their first-ever win at ALLTEL Stadium. Miami scored on their first possession of the game, 4:27 into the contest, when Ricky Williams took it into the end zone on a 14-yard run around the right side, on a play in which he first started towards the left and then reversed his field. Jay Fiedler threw a key block on Tony Brackens which sprung Williams loose into the end zone. The Dolphins started the drive at the Jaguars' 41 after Sammy Knight stripped the ball from Fred Taylor following a 17-yard reception and Sam Madison recovered. The Jaguars answered with a 27-yard drive in which they got to the Dolphins' 39 before Jason Taylor tipped a Byron Leftwich pass and Jeff Zgonina came up with his first career interception, at the Dolphins' 42. Miami then embarked on an eight-play, 25-yard drive that ended with an Olindo Mare 51-yard field goal. Following the score, Jacksonville went on a 15-play, 78-yard drive that ended with a Seth Marler 20-yard field goal, 3:36 into the second quarter. The Jaguars were aided by three Dolphins penalties, totaling 39 yards, on the drive. On the Jaguars' first series of the second half, they traveled 54 yards in ten plays before being stopped on fourth-and-1 from the Dolphins' 26. Jacksonville re-gained possession four plays later when Akin Ayodele recovered a Williams fumble at the Dolphins' 42. On the next play, however, Adewale Ogunleye stripped the ball from Leftwich on a sack, and Taylor recovered at the Dolphins' 48. The Jaguars tied the game with 1:07 left in the third quarter when Leftwich went up the middle for an eight-yard touchdown, culminating a five-play, 80-yard drive. Two plays prior to the score, Brock Marion was called for a 45-yard pass interference penalty, putting the Jaguars at the Dolphins' 22. The Dolphins went ahead 3:31 into the fourth quarter when Obafemi Ayanbadejo fumbled at the three-yard line with Randy McMichael recovering at the two and then taking it into the end zone. The score capped an 11-play, 63-yard drive in which the key play was a 33-yard completion from Jay Fiedler to James McKnight on third-and-10 that put Miami at the Jacksonville 30. The Jaguars had a chance to cut the lead to four points on the ensuing series as they put together a nine-play, 71-yard drive to the Dolphins' 13 before Marler's 31-yard field goal attempt missed wide right. The Dolphins sealed the outcome with 1:28 to play in the contest when Madison intercepted a Leftwich pass and returned it 29 yards for a touchdown. The Dolphins were penalized 11 times for 149 yards on the afternoon, marking the highest yardage figure in franchise history.

MIAMI	10	0	0	14	-	24
JACKSONVILLE	0	3	7	0	-	10

TEAM	SCORE	DRIVE		QTR	CLOCK
		(Plays/Yards/Time)			
MIA	R. Williams, 14 run (Mare kick)	6/41/2:59	1	10:33	
MIA	FG Mare 51	8/25/3:19	1	3:12	
JAX	FG Marler 20	15/78/6:48	2	11:24	
JAX	Leftwich, 8 run (Marler kick)	5/80/2:57	3	1:07	
MIA	McMichael, 2 fumble return (Mare kick)	11/63/4:38	4	11:29	
MIA	Madison, 29 interception return (Mare kick)		4	1:28	

ATT. - 66,437

	MIAMI	JACKSONVILLE
First Downs/Total-Rush-Pass-Penalty	16/6-9-1	22/7-11-4
Third Down Efficiency	4-10/40.0	8-17/47.1
Total Yards-Plays-Average	234-52-4.5	332-76-4.4
Rushes-Yards-Average	24-91-3.8	30-88-2.9
Net Yards Passing-Sacked-Yards Lost	143-1-4	244-4-12
Passes Attempted-Completed-Intercepted	27-14-1	42-24-3
Punts/Number-Average	5-44.2	1-42.0
Penalties/Number-Yards	11-149	7-50
Fumbles/Number-Lost	2-1	5-2
Time of Possession	27:06	32:54

INDIVIDUAL STATISTICS

RUSHING - Miami: R. Williams 19-75, 1 TD; Minor 1-11; Fiedler 3-3; Konrad 1-2.

Jacksonville: Taylor 16-35; Leftwich 5-24, 1 TD; Toefield 4-15; Fuamatu-Ma'afala 3-11; M. Edwards 2-3.

PASSING - Miami: Fiedler 27-14-1, 147 yards.

Jacksonville: Leftwich 42-24-3, 256 yards.

RECEIVING - Miami: O. Ayanbadejo 6-42; McMichael 2-27; Chambers 2-17; Minor 2-12; McKnight 1-33; Thompson 1-16.

Jacksonville: Taylor 8-64; Smith 6-65; Brady 3-37; T. Edwards 3-29; Hatchette 2-16; Allen 1-31; Toefield 1-14.

INTERCEPTIONS - Madison 2-46 yards, 1 TD. Zgonina 1-0 yards.

Jacksonville: Craft 1-21 yards.

SACKS - Miami: Ogunleye 3; Taylor 1.

Jacksonville: Brackens 1.

MISSED FIELD GOALS - Miami: None.

Jacksonville: Marler 31(WR).

GAME 6

PATRIOTS 19, DOLPHINS 13 (OT)
October 19, 2003

Pro Player Stadium
Miami, FL

New England won in Miami for the first time since 1997, and broke its 13-game losing streak to the Dolphins in Miami during the months of September and October, as the teams played to their second consecutive overtime contest in the series. The Patriots took a 3-0 lead with 2:24 to play in the first quarter when Adam Vinatieri connected on a 25-yard field goal. The score occurred seven plays after Tedy Bruschi stripped the ball from Chris Chambers following an 11-yard reception, and Rodney Harrison recovered and returned it 16 yards to the Dolphins' 26. The Dolphins produced their first points of the game 4:57 into the second quarter when Jay Fiedler found Chambers in the end zone on third-and-goal from the six-yard line. Miami gained possession five plays earlier when Jay Williams recovered a Tom Brady fumble at the Patriots' 16. The Dolphins took over at the Patriots' 40 two plays following the touchdown, after Larry Chester pounced on a Kevin Faulk fumble that was forced by Brock Marion. That led to a seven-play, 35-yard drive which resulted in an Olindo Mare 23-yard field goal with 5:08 remaining in the first half. The Patriots got to within four points of the lead with two seconds remaining in the first half when Vinatieri converted a 30-yard field goal, culminating an 11-play, 54-yard drive that was kept alive four plays prior to the score when Jason Taylor was called for roughing the passer after the Dolphins had stopped the Patriots on third-and-2 from the Miami 36. The Dolphins first series of the second half resulted in a seven-play, 34-yard drive that ended with a 34-yard field goal by Mare. Randy McMichael hauled in two passes for 37 yards en route to the score. The Patriots tied the contest with 1:49 left in the third quarter on a 24-yard touchdown pass from Brady to David Givens on third-and-10, capping a 14-play, 76-yard drive that utilized 7:57 of the clock. Including the touchdown, the Patriots converted four third downs on the march, in which Brady completed seven of nine passes, totaling 64 yards. The Dolphins had an opportunity to take the lead with 1:52 to play in the game, but Mare's 35-yard field goal attempt following a 16-play, 73-yard drive that used 9:11 of the clock, was blocked by Richard Seymour. The Dolphins had the initial possession in the overtime period and traveled 57 yards in seven plays, highlighted by Derrius Thompson's 31-yard reception, before Mare missed wide right on a 35-yard field goal attempt on third-and-7. Tyrone Poole intercepted a Fiedler pass at the Patriots' 18 on Miami's next series and, on the very next play, Brady and Troy Brown combined for an 82-yard touchdown strike, with 5:45 remaining in overtime.

NEW ENGLAND	3	3	7	0	6	19
MIAMI	0	10	3	0	0	13

TEAM	SCORE	DRIVE (Plays/Yards/Time)	QTR	CLOCK TIME
NE	FG Vinatieri 25	7/19/3:33	1	2:24
MIA	Chambers, 6 pass from Fiedler (Mare kick)	5/16/2:46	2	10:03
MIA	FG Mare 23	7/35/4:08	2	5:08
NE	FG Vinatieri	11/54/5:06	2	0:02
MIA	FG Mare 34	7/34/3:35	3	9:46
NE	Givens, 24 pass from Brady (Vinatieri kick)	14/76/7:57	3	1:49
NE	Brown, 82 pass from Brady	1/82/0:12	OT	5:45

ATT. — 75,941

	NEW ENGLAND	MIAMI
First Downs/Total-Rush-Pass-Penalty	16/5-10-1	20/5-14-1
Third Down Efficiency	6-15/40.0	4-12/33.3
Total Yards-Plays-Average	332-64-5.2	326-65-5.0
Rushes-Yards-Average	29-59-2.0	29-97-3.3
Net Yards Passing-Sacked-Yards Lost	273-1-10	229-1-1
Passes Attempted-Completed-Intercepted	34-24-0	35-20-2
Punts/Number-Average	6-35.7	4-32.3
Penalties/Number-Yards	5-34	4-40
Fumbles/Number-Lost	3-2	3-1
Time of Possession	34:45	34:30

INDIVIDUAL STATISTICS

RUSHING — New England: Faulk 18-38; Brady 3-10; Cloud 5-8; McCrary 2-3; Klecko 1-0.

Miami: R. Williams 27-94; Fiedler 1-5; O. Ayanbadejo 1-(-2).

PASSING — New England: Brady 34-24-0, 283 yards, 2 TDs.

Miami: Fiedler 35-20-230 yards, 1 TD.

RECEIVING — New England: Brown 6-131, 1 TD; Branch 6-62; Faulk 5-31; Givens 3-34, 1 TD; Fauria 2-16; Graham 2-9.

Miami: McMichael 8-102; Thompson 3-65; Chambers 3-30, 1 TD; O. Ayanbadejo 3-8; R. Williams 2-9; McKnight 1-16.

INTERCEPTIONS — New England: Poole 1-0 yards; Wilson 1-0 yards.

Miami: None.

SACKS — New England: Warren 1.

Miami: Taylor 1.

MISSED FIELD GOALS – New England: None.
Miami: Mare 35(B), 35(WR).

GAME 7

DOLPHINS 26, CHARGERS 10
October 27, 2003

Sun Devil Stadium
Tempe, AZ

The Dolphins played on Monday Night Football for the 68th time and posted their 38th victory under the Monday night spotlight. It was a game that was moved to Sun Devil Stadium from Qualcomm Stadium the previous night because of the California wildfires. Patrick Surtain picked off a Drew Brees pass on the third play of the game and returned it 32 yards to the Chargers' 6. Two plays afterward, Brian Giese connected with Chris Chambers for a five-yard TD, in what was Giese's first pass attempt as a Dolphin. On the Chargers' next offensive series, Zach Thomas intercepted a Brees pass and returned it 19 yards to the Chargers' 24. That resulted in an Olindo Mare 44-yard field goal four plays later. The Chargers answered with a nine-play, 44-yard drive that ended with a Steve Christie 51-yard field goal. The Dolphins responded with their third score in as many series when they marched 65 yards in ten plays, ending with a two-yard touchdown pass from Giese to James McKnight on third-and-goal. Giese completed five of six passes, totaling 52 yards, on the drive. The Chargers were at the Dolphins' nine with less than five minutes to play in the first half when Surtain came up with his second interception of the night, as he picked off a Brees pass in the end zone. The Dolphins then embarked on a six-play, 80-yard drive that ended with a seven-yard TD pass from Giese to Randy McMichael with 1:55 remaining in the half. The key play was a 49-yard completion from Giese to Chambers, putting the Dolphins at the Chargers' 16. Overall, Giese completed all four passes for 73 yards on the scoring march. The Chargers were at the Dolphins' nine-yard line midway through the third quarter before being denied on fourth-and-1. After traveling 54 yards, San Diego had a fourth-and-goal from the five-yard line early in the fourth quarter and was stopped short of the goal-line by the Dolphins once again. Two plays later, Donnie Edwards forced the ball loose from Ricky Williams, which was recovered by Quentin Jammer at the Dolphins' 1, leading to a one-yard scoring run by LaDainian Tomlinson three plays afterward. The Dolphins notched their first safety since the 2000 season when Rob Burnett stripped Brees of the ball and Jason Taylor tackled Damion McIntosh in the end zone with 8:06 left in the contest.

MIAMI	10	14	0	2	–	26
SAN DIEGO	3	0	0	7	–	10

TEAM	SCORE	DRIVE		QTR	CLOCK
		(Plays/Yards/Time)			
MIA	Chambers, 5 pass from Griese (Mare kick)	2/6/0:45		1	12:58
MIA	FG Mare	4/-2/1:51		1	8:34
SD	FG Christie	9/44/5:17		1	3:17
MIA	McKnight, 2 pass from Griese (Mare kick)	10/65/4:49		2	13:28
MIA	McMichael, 7 pass from Griese (Mare kick)	6/80/3:04		2	1:55
SD	Tomlinson, 1 run (Christie kick)	3/1/0:48		4	12:27
MIA	Safety - Taylor tackles McIntosh in end zone			4	8:06

ATT. – 73,014

	MIAMI	SAN DIEGO
First Downs/Total-Rush-Pass-Penalty	14/3-11-0	18/4-11-3
Third Down Efficiency	7-14/50.0	3-14/21.4
Total Yards-Plays-Average	264-57-4.6	250-67-3.7
Rushes-Yards-Average	27-81-3.0	31-104-3.4
Net Yards Passing-Sacked-Yards Lost	183-1-9	146-6-44
Passes Attempted-Completed-Intercepted	29-20-0	30-19-3
Punts/Number-Average	4-34.5	3-43.3
Penalties/Number-Yards	8-47	6-35
Fumbles/Number-Lost	1-1	1-0
Time of Possession	28:12	31:48

INDIVIDUAL STATISTICS

RUSHING – Miami: R. Williams 23-69; Chambers 1-7; Turk 1-7; Giese 2-(-2).

San Diego: Tomlinson 24-62; Brees 2-23; Dwight 2-14; Neal 3-5.

PASSING – Miami: Giese 29-20-0, 192 yards, 3 TDs.

San Diego: Brees 30-19-3, 190 yards.

RECEIVING – Miami: McKnight 6-43, 1 TD; R. Williams 5-26; Chambers 4-79, 1 TD; McMichael 3-24, 1 TD; Thompson 2-20.

San Diego: Tomlinson 11-80; Boston 5-82; Parker 2-26; Neal 1-2.

INTERCEPTIONS – Miami: Surtain 2-32 yards; Thomas 1-19 yards.

San Diego: None.

SACKS – Miami: Ogunleye 2; Zgonina 2; Burnett 1; Freeman 1.

San Diego: Scott 1.

MISSED FIELD GOALS – Miami: Mare 36(WL).

San Diego: None.

GAME 8

COLTS 23, DOLPHINS 17
November 2, 2003

Pro Player Stadium
Miami, FL

Indianapolis snapped Miami's four-game winning streak in this series. The Dolphins took a 7-0 lead with 41 seconds to play in the first quarter on a three-yard TD run by Ricky Williams. The Dolphins started the four-play scoring drive at their own 47 after stopping the Colts on fourth-and-1. Two plays later, Brian Griese connected with Randy McMichael for a 46-yard completion to the Colts' 4. The Colts got on the board for the first time on the day when Mike Vanderjagt hit on a 50-yard field goal, 3:49 into the second quarter. Indianapolis began the five-play scoring drive at the Dolphins' 45 after Dwight Freeney sacked Griese, forcing the ball loose, and Brad Scioli recovered. Vanderjagt connected on his second field goal in as many series when he hit from 44 yards out, with 2:20 remaining in the first half, capping a 14-play, 65-yard drive that used 6:45 of the clock and saw the Colts convert a pair of third downs. After forcing the Dolphins into a three-and-out, the Colts re-gained possession at their own 21 and traveled 72 yards en route to a 25-yard field goal by Vanderjagt as time expired in the first half. The key play was a 51-yard completion from Peyton Manning to Marcus Pollard on the second play of the six-play drive, which was first tipped by another Colts receiver, and put Indianapolis at the Miami 11-yard line. The Colts took the ball on the opening series of the second half and moved 74 yards in 11 plays, ending with an Edgerrin James one-yard scoring run. Manning completed three of his four passes, totaling 69 yards, on the drive, that used 5:42 of the clock. The Dolphins responded with a four-play, 69-yard drive that took just 1:51 and ended with a 28-yard scoring pass from Griese to Chris Chambers. Griese completed all three of his attempts on the march, totaling 58 yards, while Travis Minor accounted for the remaining yards on an 11-yard run. The Colts re-gained their nine-point advantage 5:20 into the fourth quarter when they embarked on a 13-play, 91-yard drive that used 8:18 of the clock and ended with a three-yard TD pass from Manning to Troy Walters on third-and-goal. Manning was a perfect 5-5 for 41 yards, while James rushed for 21 yards on three carries leading to the score. The Dolphins closed the gap to six points with 3:10 to play in the game when Olindo Mare connected on a 23-yard field goal. The eight-play, 50-yard scoring drive began when Arturo Freeman forced the ball loose from Marvin Harrison following a reception, and Terrell Buckley recovered before losing the ball and having Sam Madison recover at the Dolphins' 45. Griese went on to complete each of his next four passes and five of his next six to put the Dolphins in field goal range. Three plays after the field goal, Buckley picked off a Manning pass to give the Dolphins the ball at the Colts' 15 with 2:45 remaining in the contest. Two plays later, though, Freeney recorded his third sack and second forced fumble of the game as he stripped Griese of the ball, and Raheem Brock recovered to preserve the win.

INDIANAPOLIS	0	9	7	7	-	23
MIAMI	7	0	7	3	-	17

TEAM	SCORE	DRIVE (Plays/Yards/Time)	QTR	CLOCK TIME
MIA	R. Williams, 3 run (Mare kick)	4/53/2:06	1	0:41
IND	FG Vanderjagt 50	5/14/2:08	2	11:11
IND	FG Vanderjagt 44	14/65/6:45	2	2:20
IND	FG Vanderjagt 25	6/72/1:35	2	0:00
IND	James, 1 run (Vanderjagt kick)	11/74/5:42	3	9:18
MIA	Chambers, 28 pass from Griese (Mare kick)	4/69/1:51	3	7:27
IND	Walters, 3 pass from Manning (Vanderjagt kick)	13/91/8:18	4	9:40
MIA	FG Mare 23	8/50/2:52	4	3:10

ATT. - 73,258

	INDIANAPOLIS	MIAMI
First Downs/Total-Rush-Pass-Penalty	23/7-13-3	12/4-8-0
Third Down Efficiency	7-18/38.9	1-10/10.0
Total Yards-Plays-Average	356-76-4.7	239-48-5.0
Rushes-Yards-Average	35-115-3.3	14-47-3.4
Net Yards Passing-Sacked-Yards Lost	241-4-25	192-5-39
Passes Attempted-Completed-Intercepted	37-23-1	29-18-0
Punts/Number-Average	4-48.0	7-45.3
Penalties/Number-Yards	5-35	5-44
Fumbles/Number-Lost	1-1	2-2
Time of Possession	37:40	22:20

INDIVIDUAL STATISTICS

RUSHING - Indianapolis: James 26-89, 1 TD; Rhodes 5-22; Walters 1-6; Manning 3-(-2).

Miami: R. Williams 13-36; Minor 1-11.

PASSING - Indianapolis: Manning 37-23-1, 266 yards, 1 TD.

Miami: Griese 29-18-0, 231 yards, 1 TD.

RECEIVING - Indianapolis: Harrison 6-60; James 5-19; Stokley 3-34; Walters 3-31, 1 TD; Pollard 2-68; Wayne 2-20; Rhodes 1-27; Davenport 1-7.

Miami: McMichael 6-88; R. Williams 4-23; Chambers 3-56, 1 TD; Konrad 3-16; Lee 2-48.

INTERCEPTIONS - Indianapolis: None.

Miami: Buckley 1-1 yard.

SACKS – Indianapolis: Freeney 3; Bratzke 1; Washington 1.

Miami: Ogunleye 2; Taylor 1; J. Williams 1.

MISSED FIELD GOALS – Indianapolis: None.

Miami: None.

GAME 9

TITANS 31, DOLPHINS 7
November 9, 2003

The Coliseum
Nashville, TN

The Dolphins suffered their most lopsided loss since the ninth week of the 2001 season. The Titans took a 7-0 lead on the opening series of the game when Steve McNair hit Tyrone Calico for a 12-yard TD pass, 3:00 into the contest. The score occurred two plays after McNair connected with Derrick Mason for a 46-yard completion on third-and-9, putting the Titans at the Dolphins' 12. Tennessee scored for the second time in as many series when Eddie George capped a 16-play, 82-yard drive with a two-yard TD run, with 1:34 to play in the first quarter. McNair completed five of his seven passes, totaling 48 yards, while George rushed for 29 yards on the march, in which the Titans converted three third downs. The Titans opened a 21-point advantage with 1:02 to play in the first half when McNair hooked up with Justin McCareins for a 24-yard TD, one play after Robaire Smith stripped the ball from Brian Griese on a sack, and Albert Haynesworth recovered and went 12 yards. The Titans went up by 28 points 6:52 into the third quarter when Andre Dyson intercepted a Griese pass and raced 11 yards for a touchdown. The Dolphins were at the Titans' 24 late in the third quarter before Samari Rolle picked off a Griese pass and returned it 36 yards to the Tennessee 47. The Titans tacked on a Gary Anderson 35-yard field goal with 5:16 remaining in the contest, seven plays after Keith Bulluck snared a Griese pass at the Titans' 43. The Dolphins avoided the shutout when Sage Rosenfels found Donald Lee in the end zone for a 21-yard TD strike with 20 seconds left in the game.

MIAMI	0	0	0	7	-	7
TENNESSEE	14	7	7	3	-	31

TEAM	SCORE	DRIVE		QTR	CLOCK
		(Plays/Yards/Time)			
TEN	Calico, 12 pass from McNair (Anderson kick)	6/69/3:00	1	12:00	
TEN	George, 2 run (Anderson kick)	16/82/8:47	1	1:34	
TEN	McCareins, 24 pass from McNair (Anderson kick)	1/24/0:09	2	1:02	
TEN	Dyson, 11 interception return (Anderson kick)		3	8:08	
TEN	FG Anderson 35	7/40/4:24	4	5:16	
MIA	Lee, 21 pass from Rosenfels (Mare kick)	5/59/1:31	4	0:20	

ATT. – 68,809

	MIAMI	TENNESSEE
First Downs/Total-Rush-Pass-Penalty	12/4-7-1	17/4-13-0
Third Down Efficiency	1-10/10.0	5-14/35.7
Total Yards-Plays-Average	224-53-4.2	324-64-5.1
Rushes-Yards-Average	16-59-3.7	38-101-2.7
Net Yards Passing-Sacked-Yards Lost	165-4-16	223-0-0
Passes Attempted-Completed-Intercepted	33-19-3	26-19-0
Punts/Number-Average	7-41.7	6-40.2
Penalties/Number-Yards	4-30	5-25
Fumbles/Number-Lost	2-2	1-0
Time of Possession	22:27	37:33

INDIVIDUAL STATISTICS

RUSHING – Miami: R. Williams 13-37; Minor 3-22.

Tennessee: Brown 12-46; George 15-43, 1 TD; Holcombe 7-9; McNair 2-3; Volek 2-0.

PASSING – Miami: Griese 27-15-3, 131 yards; Rosenfels 6-4-0, 50 yards, 1 TD.

Tennessee: McNair 23-17-0, 201 yards, 2 TDs; Volek 2-2-0, 22 yards; Hentrich 1-0-0.

RECEIVING – Miami: R. Williams 6-22; McMichael 3-17; Newson 2-55; Chambers 2-30; Lee 2-27, 1 TD; Thompson 2-17; Konrad 1-8; Minor 1-5.

Tennessee: Mason 6-98; McCareins 3-53, 1 TD; Calico 3-26, 1 TD; Wycheck 2-16; Holcombe 2-12; Kinney 1-11; Brown 1-4; George 1-3.

INTERCEPTIONS – Miami: None.

Tennessee: Rolle 1-36 yards; Dyson 1-11 yards, 1 TD; Bulluck 1-0 yards.

SACKS – Miami: None.

Tennessee: Kears 2; Hall 1; Smith 1.

MISSED FIELD GOALS – Miami: None.

Tennessee: None.

GAME 10

DOLPHINS 9, RAVENS 6 (OT)
November 16, 2003

Pro Player Stadium
Miami, FL

The Dolphins won for the first time in overtime since 1998, snapping a three-game losing streak in such games. The Dolphins took a 3-0 lead on an Olindo Mare 23-yard field goal, 3:48 into the second quarter, seven plays after Sam Madison intercepted an Anthony Wright pass and returned it 36 yards to the Ravens' 23. Lamont Brightful brought back the kickoff following the field goal 73 yards to the Dolphins' 15 before Terrell Buckley made a touchdown-saving tackle. That led to a Matt Stover 39-yard field goal four plays afterward. The Dolphins re-gained the lead with 3:07 to play in the third quarter on a 52-yard field goal by Mare, capping an eight-play, 47-yard drive in which the Ravens were penalized two times for 28 yards. The Ravens tied the game with 7:42 remaining on a 45-yard field goal by Stover, culminating a 13-play, 60-yard drive that used 7:10 of the clock. Baltimore threatened once again five plays later when Ed Reed intercepted a Brian Griese pass and returned it ten yards to the Dolphins' 36. Two plays afterward, though, Sammy Knight picked off a Wright pass that he took back 17 yards to the Dolphins' 47. Miami then embarked on an eight-play, 23-yard drive, which put the Dolphins in position to win the game in regulation. Mare, however, missed wide right on 48-yard field goal attempt with 2:29 to play. The Ravens stopped the Dolphins in the first series of overtime, and gained possession at their own 9-yard line. Four plays into the drive, the exchange between Wright and Jamal Lewis was mishandled, and Zach Thomas recovered the loose ball at the Ravens' 33, setting up Mare's 43-yard game-winner four plays later, the eighth game-winning kick in the fourth-quarter or overtime period in Mare's career.

BALTIMORE	0	3	0	3	0	6
MIAMI	0	3	3	0	3	9

TEAM	SCORE	DRIVE		QTR	CLOCK TIME
		(Plays/Yards/Time)			
MIA	FG Mare 23	7/18/3:19	2		11:12
BLT	FG Stover 39	4/-6/1:02	2		10:10
MIA	FG Mare 52	8/47/4:06	3		3:07
BLT	FG Stover 45	13/60/7:10	4		7:42
MIA	FG Mare 43	4/8/1:49	OT		8:48

ATT. – 73,333

	BALTIMORE	MIAMI
First Downs/Total-Rush-Pass-Penalty	13/6-6-1	19/9-7-3
Third Down Efficiency	5-14/35.7	3-15/20.0
Total Yards-Plays-Average	223-60-3.7	267-74-3.6
Rushes-Yards-Average	33-114-3.5	42-141-3.4
Net Yards Passing-Sacked-Yards Lost	109-2-3	126-0-0
Passes Attempted-Completed-Intercepted	25-14-2	32-13-1
Punts/Number-Average	7-46.6	7-37.7
Penalties/Number-Yards	10-88	5-50
Fumbles/Number-Lost	1-1	0-0
Time of Possession	31:15	34:57

INDIVIDUAL STATISTICS

RUSHING – Baltimore: J. Lewis 25-91; C. Taylor 4-19; Wright 4-4.

Miami: R. Williams 36-105; Minor 5-30; Griese 1-6.

PASSING – Baltimore: Wright 25-14-2, 112 yards.

Miami: Griese 32-13-1, 126 yards.

RECEIVING – Baltimore: Heap 8-64; C. Taylor 3-24; Robinson 2-13; T. Taylor 1-11.

Miami: Chambers 4-34; Konrad 3-43; R. Williams 3-24; Thompson 1-10; McMichael 1-9; McKnight 1-6.

INTERCEPTIONS – Baltimore: Reed 1-10 yards.

Miami: Madison 1-36 yards; Knight 1-17 yards.

SACKS – Baltimore: None.

Miami: Ogunleye 1; Seau 1.

MISSED FIELD GOALS – Baltimore: None.

Miami: Mare 48(WR).

GAME 11

DOLPHINS 24, REDSKINS 23
November 23, 2003

Pro Player Stadium
Miami, FL

Wearing orange jerseys for the first time in franchise history, the Dolphins recorded their largest fourth-quarter comeback win since 1980. The Dolphins took a 7-0 lead on the third play of the game when Brian Griese connected with James McKnight for an 80-yard touchdown pass on third-and-2. The Redskins scored their first points 6:23 into the game when John Hall converted on a 28-yard field goal, four plays after David Terrell intercepted a Griese pass and returned it 20 yards to the Dolphins' 8. Washington scored

for its second time in as many possessions when Hall hit on a 31-yard field goal with 2:01 remaining in the first quarter, culminating an 11-play, 43-yard drive. The Redskins took their first lead of the night when they scored on their third straight series, as Tim Hasselbeck hit Laveranues Coles in stride for a 37-yard TD pass, 2:54 into the second quarter. Hasselbeck, who had entered the game one series earlier for an injured Patrick Ramsey, completed all four of his passes, totaling 59 yards, on the five-play, 61-yard drive. The Redskins made it scores on four series in a row when Trung Canidate scored from two yards out, capping a 12-play, 80-yard drive that used 6:37 of the clock. The Redskins rushed for 56 yards on the scoring march, including 27 by Chad Morton and 18 by Canidate. The Dolphins answered with a nine-play, 48-yard drive that ended with an Olindo Mare 51-yard field goal, seven seconds prior to the half. The Dolphins were deep in Redskins territory on their first series of the second half, but Rashad Bauman intercepted a Griesse pass at the 2-yard line and returned it one yard to the three. From there, Washington embarked on an 11-play, 56-yard drive, and although they were not able to score, they ate up 7:11 of the clock. Kendall Newson then fumbled the punt that followed, and Zeron Flemister recovered at the Dolphins' 16. That led to Hall's third field goal of the night, six plays afterward, with 48 seconds remaining in the third quarter. The Dolphins accounted for their first touchdown since the third play of the game when Ricky Williams scored on a one-yard run on fourth-and-goal, capping a 12-play, 71-yard drive, in which Jay Fiedler, who was in relief of Griesse, completed each of his first three passes, totaling 42 yards. Four plays prior to the touchdown, Redskins S Ifeanyi Ohaleté was called for pass interference in the end zone on third-and-15 from the 19, putting the Dolphins at the Redskins' 1. The Dolphins re-gained possession at their own 31 with 6:29 to play in the game. They moved 45 yards in six plays before Williams broke loose for a 24-yard touchdown run, giving the Dolphins the lead for good. Chad Morton returned the ensuing kickoff 44 yards to the Redskins' 43, but Brock Marion intercepted a Hasselbeck pass four plays later. The outcome was sealed when Patrick Johnson fumbled a Matt Turk 57-yard punt, and McKnight recovered at the Redskins' 16 with 2:00 left on the game clock.

WASHINGTON	6	14	3	0	-	23
MIAMI	7	3	0	14	-	24

TEAM	SCORE	DRIVE		QTR	CLOCK
		(Plays/Yards/Time)			
MIA	McKnight, 80 pass from Griesse (Mare kick)	3/88/1:38		1	13:22
WASH	FG Hall 28	4/-2/1:07		1	8:37
WASH	FG Hall 31	11/43/5:04		1	2:01
WASH	Coles, 37 pass from Hasselbeck (Hall kick)	5/61/2:42		2	12:06
WASH	Canidate, 2 run (Hall kick)	12/80/6:37		2	1:24
MIA	FG Mare 51	9/48/1:17		2	0:07
WASH	FG Hall 22	6/12/2:02		3	0:48
MIA	R. Williams, 1 run (Mare kick)	12/71/5:24		4	10:24
MIA	R. Williams, 24 run (Mare kick)	7/69/2:10		4	4:19

ATT. - 73,578

	WASHINGTON	MIAMI
First Downs/Total-Rush-Pass-Penalty	21/9-10-2	16/8-7-1
Third Down Efficiency	6-14/42.9	4-11/36.4
Total Yards-Plays-Average	277-68-4.1	317-57-5.6
Rushes-Yards-Average	32-129-4.0	32-144-4.5
Net Yards Passing-Sacked-Yards Lost	148-2-9	173-2-19
Passes Attempted-Completed-Intercepted	34-16-1	23-13-2
Punts/Number-Average	4-32.0	4-45.3
Penalties/Number-Yards	5-38	7-45
Fumbles/Number-Lost	1-1	1-1
Time of Possession	34:10	25:50

INDIVIDUAL STATISTICS

RUSHING - Washington: Canidate 20-69, 1 TD; Morton 8-47; Hasselbeck 2-10; Coles 2-3.

Miami: R. Williams 23-107, 2 TDs; Minor 3-20; Griesse 2-11; Chambers 1-9; Fiedler 3-(-3).

PASSING - Washington: Ramsey 4-1-0, 7 yards; Hasselbeck 30-15-1, 150 yards, 1 TD.

Miami: Griesse 13-8-2, 133 yards, 1 TD; Fiedler 10-5-0, 59 yards.

RECEIVING - Washington: Coles 4-62, 1 TD; P. Johnson 4-26; Morton 2-21; Simon 2-16; Canidate 2-12;

Gardner 1-13; McCants 1-7.

Miami: McKnight 3-96, 1 TD; Chambers 3-48; McMichael 3-15; R. Williams 2-10; Thompson 1-16; Gadsden 1-7.

INTERCEPTIONS - Washington: Terrell 1-20 yards; Bauman 1-1 yard.

Miami: Marion 1-0 yards.

SACKS - Washington: Holsey 1; Smith 0.5; Wynn 0.5.

Miami: Taylor 2.

MISSED FIELD GOALS - Washington: None.

Miami: None.

GAME 12

DOLPHINS 40, COWBOYS 21
November 27, 2003

Texas Stadium
Irving, TX

The Dolphins won for the fourth time in five tries on Thanksgiving Day. Miami took a 7-0 lead on the opening series of the game, 4:36 into the contest, when Jay Fiedler scored on a one-yard run, the tenth rushing touchdown of his career, a new Dolphins' all-time record among quarterbacks. The Cowboys committed a 30-yard pass interference penalty on the game's first play, while Ricky Williams rushed for 24 yards on six carries on the eight-play, 67-yard drive. Shawn Wooden recovered a Derek Ross fumble on the ensuing kickoff after Tommy Hendricks jarred the ball loose, giving the Dolphins the ball at the Cowboys' 30. On the next play, however, Terence Newman recovered a Williams fumble. The Dolphins extended their lead to ten points 36 seconds into the second quarter on an Olindo Mare 33-yard field goal, which capped a ten-play, 51-yard drive that used 5:26 of the clock. Fiedler completed all four of his pass attempts, totaling 36 yards, on the scoring march. The Cowboys then went 66 yards in nine plays, using 4:05 of the clock and ending with a Richie Anderson four-yard touchdown run. Quincy Carter threw for 57 yards en route to the score. The Dolphins retaliated on the next series, four plays and 2:15 later, when Fiedler and Chris Chambers combined for a 39-yard touchdown pass. On the play prior to the score, Fiedler hooked up with Rob Konrad for a 25-yard completion. Dallas came right back once again and marched 80 yards in ten plays and consuming 5:20 of the clock, culminating with a Carter 27-yard scoring pass to Anderson, 2:44 prior to the half. The Dolphins scored for the fifth straight possession of the game when Chambers was on the receiving end of a six-yard Fiedler pass in the back of the end zone, on third-and-goal, ten seconds before the half. Flozell Adams blocked the point after attempt. On that drive, the Dolphins had taken over at their own 25 with 2:44 left in the half, before Fiedler completed five of seven passes for 58 yards. Miami opened a 16-point advantage on the third play of the second half when Adewale Ogunleye stripped the ball from Carter on a sack, and Jason Taylor picked it up at the Cowboys' 34 and raced into the end zone untouched, the fourth fumble return for a touchdown in Taylor's career. The Dolphins opened a 23-point advantage with 7:42 to play in the third quarter when Fiedler hit Chambers for a 35-yard touchdown, as Chambers became the first Dolphin since Lamar Thomas on December 21, 1998 to record three receiving touchdowns in the same game. The Dolphins tacked on three more points to reach the 40-point plateau for the first time since the 2002 season-opener, as Mare converted on a 42-yard field goal, 1:03 into the fourth quarter. The Cowboys notched their first points since the second quarter four plays later when Carter and Antonio Bryant combined for an 18-yard touchdown, 2:38 into the final frame, one play after Carter hit Terry Glenn for a 45-yard completion. The Cowboys were in the Dolphins' end of the field on each of their final two possessions of the game, including the Dolphins' 1 on the final series, but interceptions by Sammy Knight and Zach Thomas, respectively, thwarted both threats.

MIAMI	7	16	14	3	-	40
DALLAS	0	14	0	7	-	21

TEAM	SCORE	DRIVE		QTR	CLOCK
		(Plays/Yards/Time)			
MIA	Fiedler, 1 run (Mare kick)	8/67/4:36	1	10:24	
MIA	FG Mare 33	10/51/5:26	2	14:24	
DAL	Anderson, 4 run (Cundiff kick)	9/66/4:05	2	10:19	
MIA	Chambers, 39 pass from Fiedler (Mare kick)	4/72/2:15	2	8:04	
DAL	Anderson, 27 pass from Carter (Cundiff kick)	10/80/5:20	2	2:44	
MIA	Chambers, 6 pass from Fiedler (kick blocked)	10/75/2:34	2	0:10	
MIA	Taylor, 34 fumble return (Mare kick)		3	13:17	
MIA	Chambers, 35 pass from Fiedler (Mare kick)	2/40/0:48	3	7:42	
MIA	FG Mare 42	6/26/2:51	4	13:57	
DAL	Bryant, 18 pass from Carter (Cundiff kick)	4/73/1:35	4	12:22	

ATT. - 64,110

	MIAMI	DALLAS
First Downs/Total-Rush-Pass-Penalty	22/9-11-2	21/5-12-4
Third Down Efficiency	5-13/38.5	4-13/30.8
Total Yards-Plays-Average	365-65-5.6	354-61-5.8
Rushes-Yards-Average	45-126-2.8	16-91-5.7
Net Yards Passing-Sacked-Yards Lost	239-0-0	263-5-25
Passes Attempted-Completed-Intercepted	20-16-0	40-24-3
Punts/Number-Average	4-42.5	5-36.6
Penalties/Number-Yards	6-69	5-50
Fumbles/Number-Lost	2-1	3-2
Time of Possession	33:47	26:13

INDIVIDUAL STATISTICS

RUSHING - Miami: R. Williams 31-104; Minor 9-26; Rosenfels 1-(-1); Fiedler 4-(-3), 1 TD.

Dallas: Carter 4-42; Cason 4-25; Anderson 5-22, 1 TD; Hambrick 3-2.

PASSING: Miami: Fiedler 20-16-0, 239 yards, 3 TDs; Rosenfels 0-0-0.

Dallas: Carter 40-24-3, 288 yards, 2 TDs.

RECEIVING – Miami: Chambers 5-96, 3 TDs; R. Williams 4-41; Thompson 2-38; McMichael 2-24; McKnight 2-15; Konrad 1-25.
 Dallas: Witten 8-58; Glenn 4-97; Bryant 3-44, 1 TD; Anderson 3-34, 1 TD; Galloway 3-33; Cason 2-17; Hambrick 1-5.

INTERCEPTIONS – Miami: Knight 1-70 yards; Surtain 1-11 yards; Thomas 1-2 yards.
 Dallas: None.

SACKS – Miami: Ogunleye 2; Seau 1; Taylor 1; Thomas 1.
 Dallas: None.

MISSED FIELD GOALS – Miami: None.
 Dallas: None.

GAME 13

PATRIOTS 12, DOLPHINS 0
 December 7, 2003

Gillette Stadium
Foxboro, MA

The Patriots swept the two-game season series with the Dolphins for just the fifth time and the first since 1997, in a game that started with snow falling and a temperature of 28 degrees and a wind chill that made it feel like 17. The Patriots took a 3-0 lead on an Adam Vinatieri 29-yard field goal with 1:46 to play in the first quarter, capping a 13-play, 41-yard drive that used 6:22 of the clock. The Patriots converted one third down attempt and one fourth down try en route to the score. Four plays prior to the field goal, the Dolphins were assessed a 10-yard unnecessary roughness penalty. The Dolphins had the ball at the Patriots' 10 late in the third quarter, but Rodney Harrison forced the ball loose from Jay Fiedler on a sack, and Mike Vrabel recovered at the Patriots' 30. That was the closest the Dolphins would come to scoring on the day. The only touchdown of the game was scored 6:05 into the fourth quarter when Tedy Bruschi intercepted a Fiedler pass and went five yards for a touchdown. The Patriots added a safety with just 1:13 to play, as Fiedler was sacked by Jarvis Green in the end zone. Overall, the Dolphins were in New England's end of the field five times in the second half, but were turned away each time, two because of turnovers.

MIAMI	0	0	0	0	-	0
NEW ENGLAND	3	0	0	9	-	12

TEAM	SCORE	DRIVE (Plays/Yards/Time)	QTR	CLOCK TIME
NE	FG Vinatieri 29	13/41/6:22	1	1:46
NE	Bruschi, 5 interception return (Vinatieri kick)		4	8:55
NE	Safety - Fiedler tackled in end zone by Green		4	1:13

ATT. – 68,436

	MIAMI	NEW ENGLAND
First Downs/Total-Rush-Pass-Penalty	7/2-5-0	13/5-7-1
Third Down Efficiency	4-18/22.2	5-18/27.8
Total Yards-Plays-Average	134-61-2.2	228-68-3.4
Rushes-Yards-Average	25-68-2.7	34-78-2.3
Net Yards Passing-Sacked-Yards Lost	66-5-45	150-3-13
Passes Attempted-Completed-Intercepted	31-13-2	31-16-0
Punts/Number-Average	11-36.9	11-36.5
Penalties/Number-Yards	4-25	2-14
Fumbles/Number-Lost	2-1	2-1
Time of Possession	27:15	32:45

INDIVIDUAL STATISTICS

RUSHING – Miami: R. Williams 25-68.
 New England: Smith 27-60; Faulk 5-20; Brady 2-(-2).

PASSING – Miami: Fiedler 31-13-2, 111 yards.
 New England: Brady 31-16-0, 163 yards.

RECEIVING – Miami: Chambers 4-32; Gadsden 2-34; Thompson 2-31; Konrad 2-9; R. Williams 1-5; McKnight 1-4; Minor 1-(-4).
 New England: Branch 6-93; Graham 6-24; Givens 2-17; Faulk 1-15; Ward 1-14.

INTERCEPTIONS – Miami: None.
 New England: Bruschi 1-5 yards, 1 TD; Law 1-0 yards.

SACKS – Miami: Taylor 1.5; Ogunleye 1; Greenwood 0.5.
 New England: Vrabel 2; Harrison 1; Seymour 1; Green 0.5; McGinest 0.5.

MISSED FIELD GOALS – Miami: None.
 New England: Vinatieri 54(WR).

GAME 14

EAGLES 34, DOLPHINS 27
December 15, 2003

Pro Player Stadium
Miami, FL

Philadelphia won for the first time ever in Miami after five straight losses, as the Dolphins had their streak of four consecutive prime time wins snapped. The Eagles took a 7-0 lead on the first series of the game when Brian Westbrook scored on a 21-yard run, 1:11 into the contest and two plays after Donovan McNabb hit Todd Pinkston for a 59-yard completion on the game's first play from scrimmage. The Dolphins evened the count on their second series of the game, when Jay Fiedler's one-yard TD run capped a six-play, 63-yard drive in which Fiedler connected with Chris Chambers for a 38-yard completion on the play prior to the score. The Eagles re-gained the lead on the ensuing series when they marched 80 yards in eight plays, ending with a one-yard scoring run by McNabb. McNabb completed four of his five pass attempts on the drive, totaling 83 yards, including a 44-yard strike to James Thrash two plays preceding the touchdown. The Dolphins tied the game on the first play of the second quarter on a two-yard TD run by Travis Minor, capping a five-play, 70-yard drive. The key play was a 45-yard run by Ricky Williams on the second play of the possession, putting the Dolphins at the Eagles' 25. Philadelphia scored for the third time when wide receiver Freddie Mitchell hit Westbrook for a 25-yard TD pass, 3:52 into the second quarter. The Eagles took a 10-point advantage with 2:50 remaining in the opening half on a 46-yard field goal by David Akers, capping a seven-play, 40-yard drive in which the Dolphins were assessed a 15-yard personal foul penalty. The Dolphins cut the lead to seven points with 26 seconds to play in the first half on an Olindo Mare 27-yard field goal, the 176th of his career, tying him with Pete Stoyanovich for the most in team history. The Eagles had stopped the Dolphins at their own 44, but the drive was revived after Philadelphia was called for roughing the kicker. The key play was a 24-yard completion from Fiedler to Randy McMichael, putting the Dolphins at the Eagles' 17. The Dolphins pulled even with the Eagles once again when they took the ball on the opening series of the second half and traveled 80 yards in ten plays, en route to a three-yard TD run by Williams, 5:16 into the half. Two plays prior to the touchdown, Fiedler hit McMichael for a 35-yard completion to the Eagles' 6. The Eagles re-gained the lead seven seconds into the fourth quarter on a two-yard TD run by Correll Buckhalter, culminating a seven-play, 62-yard drive. The key play was a 28-yard pass interference penalty on the Dolphins, giving the Eagles the ball at the Dolphins' 1. Philadelphia tackled on a 42-yard field goal by Akers with 2:00 to play in the game, four plays after Michael Lewis intercepted a Fiedler pass and returned it five yards to the Dolphins' 32. Mare eclipsed the team all-time record for field goals with a 50-yarder with 24 seconds remaining in the contest. Ricky Williams rushed for 107 yards and a touchdown on 18 attempts, his 16th 100-yard rushing game as a Dolphin, breaking Larry Csonka's club career record. Zach Thomas came up with the 15th interception of his career, as he became the club's all-time leader for interceptions among non-defensive backs.

PHILADELPHIA	14	10	0	10	-	34
MIAMI	7	10	7	3	-	27

TEAM	SCORE	DRIVE		QTR	CLOCK
		(Plays/Yards/Time)			
PHI	Westbrook, 21 run (Akers kick)	3/80/1:11		1	13:49
MIA	Fiedler,1 run (Mare kick)	6/63/3:15		1	5:49
PHI	McNabb, 1 run (Akers kick)	8/80/3:56		1	1:53
MIA	Minor, 2 run (Mare kick)	5/70/1:58		2	14:55
PHI	Westbrook, 25 pass from Mitchell (Akers kick)	7/75/3:47		2	11:08
PHI	FG Akers 46	7/40/3:12		2	2:50
MIA	FG Mare 27	9/69/2:24		2	0:26
MIA	R. Williams, 3 run (Mare kick)	10/80/5:16		3	9:44
PHI	Buckhalter, 2 run (Akers kick)	7/62/3:45		4	14:53
PHI	FG Akers 42	4/8/0:26		4	2:00
MIA	FG Mare 50	8/36/1:46		4	0:14

ATT. - 73,780

	PHILADELPHIA	MIAMI
First Downs/Total-Rush-Pass-Penalty	23/8-10-5	22/9-12-1
Third Down Efficiency	3-8/37.5	3-14/21.4
Total Yards-Plays-Average	401-57-7.0	398-71-5.6
Rushes-Yards-Average	28-140-5.0	29-177-6.1
Net Yards Passing-Sacked-Yards Lost	261-1-0	221-2-19
Passes Attempted-Completed-Intercepted	28-16-1	40-21-2
Punts/Number-Average	3-43.0	3-34.0
Penalties/Number-Yards	6-60	7-76
Fumbles/Number-Lost	1-0	0-0
Time of Possession	27:55	32:05

INDIVIDUAL STATISTICS

RUSHING - Philadelphia: Westbrook 8-59, 1 TD; Staley 6-58; McNabb 8-14, 1 TD; Buckhalter 6-9, 1 TD.
 Miami: R. Williams 18-107, 1 TD; Minor 5-24, 1 TD; Turk 1-23; Fiedler 4-16, 1 TD; McKnight 1-7.
PASSING - Philadelphia: McNabb 27-15-1, 236 yards; Mitchell 1-1-0, 25 yards, 1 TD.
 Miami: Fiedler 40-21-2, 240 yards.

RECEIVING – Philadelphia: Westbrook 3-45, 1 TD; Smith 3-16; Pinkston 2-78; Thrash 2-48; Lewis 2-31; Mitchell 2-30; Ritchie 2-13.

Miami: McMichael 7-95; Chambers 5-86; Thompson 3-35; McKnight 3-16; R. Williams 2-1; Gadsden 1-7.

INTERCEPTIONS – Philadelphia: Lewis 1-5 yards; Dawkins 1-0 yards.

Miami: Thomas 1-0 yards.

SACKS – Philadelphia: Kalu 1; Dawkins 0.5; Simon 0.5.

Miami: Taylor 1.

MISSED FIELD GOALS – Philadelphia: None.

Miami: None.

GAME 15

DOLPHINS 20, BILLS 3

December 21, 2003

Ralph Wilson Stadium

Orchard Park, NY

The Dolphins won for the second time in the last three years in Buffalo. With the victory, they secured their seventh winning season in a row, the 11th in the last 12 years and the 27th overall in the franchise's 38-year history. The Dolphins took a 7-0 lead on their fourth play of the game when Jay Fiedler connected with Chris Chambers for a 23-yard TD pass. The drive began at the Bills' 36 after the Dolphins pinned Buffalo deep in its own territory. The Dolphins took a 10-point advantage with 1:53 remaining in the opening quarter on a 28-yard field goal by Olindo Mare, capping an eight-play, 15-yard drive that started at the Bills' 24 after Arturo Freeman recovered a Nate Clements fumbled punt. Mare notched his second field goal of the afternoon, a 30-yarder 6:09 into the second quarter, eight plays after Zach Thomas recovered a Drew Bledsoe fumble at the Bills' 33, which was forced as a result of a Tim Bowens sack. The Bills posted their only points of the afternoon 2:58 into the second half when Rian Lindell converted a 23-yard field goal. The Bills began the scoring drive at the Dolphins' 38 after Sam Adams recovered a Fiedler fumble that was forced by Ryan Denney on the opening series of the second half. Four plays prior to the score, Bledsoe connected with Mark Campbell for a 31-yard completion, putting the Bills at the six-yard line. The Dolphins went up by 17 points with 7:45 to play in the third quarter when Terrell Buckley intercepted a Bledsoe pass and went 74 yards unscathed for a touchdown. The Dolphins' defense did not allow Buffalo to cross the midfield stripe on either of their next two series. Miami's defense sealed the outcome when it stopped Buffalo short of a first down on fourth-and-10 from the Dolphins' 33 with 4:24 to play in the game.

MIAMI	10	3	7	0	–	20
BUFFALO	0	0	3	0	–	3

TEAM	SCORE	DRIVE		QTR	CLOCK
		(Plays/Yards/Time)			
MIA	Chambers, 23 pass from Fiedler (Mare kick)	4/36/2:09	1	11:23	
MIA	FG Mare 28	8/15/4:00	1	1:53	
MIA	FG Mare 30	8/21/3:20	2	8:51	
BUF	FG Lindell 23	6/34/2:05	3	12:02	
MIA	Buckley, 74 interception return (Mare kick)		3	7:45	

ATT. – 73,319

	MIAMI	BUFFALO
First Downs/Total-Rush-Pass-Penalty	11/8-2-1	11/4-6-1
Third Down Efficiency	4-15/26.7	5-15/33.3
Total Yards-Plays-Average	169-57-3.0	177-62-2.9
Rushes-Yards-Average	38-132-3.5	28-73-2.6
Net Yards Passing-Sacked-Yards Lost	37-2-9	104-6-51
Passes Attempted-Completed-Intercepted	17-8-1	28-15-1
Punts/Number-Average	7-33.9	6-43.8
Penalties/Number-Yards	12-106	7-59
Fumbles/Number-Lost	3-1	5-3
Time of Possession	32:45	27:15

INDIVIDUAL STATISTICS

RUSHING – Miami: R. Williams 29-111; Minor 7-19; Fiedler 2-2.

Buffalo: Henry 24-67; Tr. Brown 1-5; Morris 2-2; Bledsoe 1-(-1).

PASSING – Miami: Fiedler 17-8-1, 46 yards.

Buffalo: Bledsoe 24-12-1, 114 yards; Tr. Brown 4-3-0, 41 yards.

RECEIVING – Miami: R. Williams 3-5; O. Ayanbadejo 2-3; Chambers 1-23, 1 TD; McKnight 1-9; McMichael 1-6.

Buffalo: Shaw 7-68; Campbell 3-55; Moulds 3-20; Morris 1-6; Henry 1-6.

INTERCEPTIONS – Miami: Buckley 1-74 yards, 1 TD.

Buffalo: McGee 1-2 yards.

SACKS – Miami: Taylor 3; T. Bowens 1; Ogunleye 1; J. Williams 1;

Buffalo: Denney 1; Schobel 1.

MISSED FIELD GOALS – Miami: None.

Buffalo: None.

GAME 16

DOLPHINS 23, JETS 21
December 28, 2003

Pro Player Stadium
Miami, FL

For the first time since 1996, the Dolphins were playing in a season finale where no playoff ramifications were on the line. The Dolphins became the first NFL team since 1991 to go 10-6 and not make the playoffs. They were the first AFC team this has happened to since 1986. The Dolphins took the ball on the game's opening drive and traveled 71 yards in 14 plays, ending with an Olindo Mare 23-yard field goal, 7:27 into the contest. Jay Fiedler connected on six of his eight attempts, totaling 60 yards on the drive, including a 24-yard completion to Chris Chambers four plays prior to the score. Mare notched his second field goal in as many series when he converted from 43 yards out, 15 seconds into the second quarter, four plays after Ricky Williams took a screen pass and reversed his field for a 59-yard gain to the Jets' 27. The Dolphins scored on their third possession in a row when Williams scored on a 16-yard run, 5:06 into the second quarter, capping a six-play, 54-yard drive. On the series' first play, Fiedler hit Chambers for a 21-yard strike to the Jets' 33. The Jets answered on the ensuing possession with their first points of the day, with 6:08 to play in the second quarter, when Curtis Martin scored on an eight-yard run, culminating a seven-play, 80-yard drive in which Chad Pennington hit Curtis Conway for a 45-yard completion three plays before the score, putting the Jets at the Dolphins' 22. The Dolphins responded 3:13 later when a five-play, 48-yard drive ended with a 20-yard touchdown pass from Fiedler to Chambers, on third-and-five. The scoring drive began at the Jets' 48 following a 49-yard kickoff return by Travis Minor. The Jets cut their deficit to ten points with 14 seconds remaining in the first half on a Doug Brien 36-yard field goal. The Jets took the ball on the opening series of the second half and put together a 12-play, 60-yard drive that used 6:39 of the clock and ended with a 22-yard field goal by Brien. Pennington completed each of his first four pass attempts on the drive, totaling 34 yards. New York added two more points with 22 seconds left in the third quarter when the ball was snapped out of the end zone with the Dolphins in punt formation from their own 15-yard line. The Jets then took the free kick and traveled 57 yards in 11 plays, ending with a one-yard TD pass from Pennington to Anthony Becht, 6:02 into the fourth quarter, as New York took its first lead of the afternoon. The pass for the two-point conversion was off the mark. The Dolphins threatened to re-gain the lead with just more than four minutes to play in the game when they were at the Jets' 1. The drive ended, though, when Victor Hobson intercepted a Fiedler pass in the end zone on third-and-goal and took it back 26 yards to the Jets' 25. The Dolphins then forced the Jets into a three-and-out and got the ball back at the Jets' 49 with 2:56 remaining in the contest. Fiedler then completed three of his next four pass attempts, all to Chris Chambers, totaling 36 yards, as the Dolphins moved to the Jets' 4, putting them in position for Mare's game-winning 22-yard field goal with three seconds left on the clock.

N.Y. JETS	0	10	5	6	-	21
MIAMI	3	17	0	3	-	23

TEAM	SCORE	DRIVE (Plays/Yards/Time)	QTR	CLOCK TIME
MIA	FG Mare 23	14/71/7:27	1	7:33
MIA	FG Mare 43	6/61/2:34	2	14:45
MIA	R. Williams, 16 run (Mare kick)	6/54/2:48	2	9:54
NYJ	Martin, 8 run (Brien kick)	7/80/3:46	2	6:08
MIA	Chambers, 20 pass from Fiedler (Mare kick)	5/48/3:13	2	2:55
NYJ	FG Brien 36	13/62/2:41	2	0:14
NYJ	FG Brien 22	12/60/6:39	3	8:21
NYJ	Safety - ball snapped out of the end zone by Grau		3	0:22
NYJ	Becht, 1 pass from Pennington (pass failed)	11/57/6:24	4	8:58
MIA	FG Mare 22	9/45/2:53	4	0:03

ATT. - 73,720

	NEW YORK	MIAMI
First Downs/Total-Rush-Pass-Penalty	19/5-14-0	20/4-15-1
Third Down Efficiency	7-13/53.8	5-10/50.0
Total Yards-Plays-Average	285-57-5.0	397-57-7.0
Rushes-Yards-Average	25-94-3.8	26-81-3.1
Net Yards Passing-Sacked-Yards Lost	191-4-30	316-2-12
Passes Attempted-Completed-Intercepted	28-22-0	29-21-1
Punts/Number-Average	4-38.8	0-0.0
Penalties/Number-Yards	4-40	5-30
Fumbles/Number-Lost	0-0	1-0
Time of Possession	29:32	30:28

INDIVIDUAL STATISTICS

RUSHING - New York: Martin 24-92, 1 TD; Jordan 1-2.

Miami: R. Williams 20-73; Fiedler 3-6; Chambers 1-2; Minor 1-0; Turk 1-0.

PASSING - New York: Pennington 28-22-1, 221 yards, 1 TD.

Miami: Fiedler 29-21-1, 328 yards, 1 TD.

RECEIVING - New York: Moss 7-66; Becht 6-32, 1 TD; Sowell 5-43; Conway 2-47; Lockett 2-33.

Miami: Chambers 9-153, 1 TD; R. Williams 4-72; McMichael 3-40; Thompson 3-33; Lee 2-30.

INTERCEPTIONS – New York: Hobson 1-26 yards.

Miami: None.

SACKS – New York: Ellis 1; Evans 0.5; Ferguson 0.5.

Miami: D. Bowens 1; Ogunleye 1; Taylor 1; Zgonina 1.

MISSED FIELD GOALS – New York: None.

Miami: Mare 53(WR).

2003-04 ROSTER MOVES

(Daily transactions from July 10, 2003, through the last day of the regular season, December 28, 2003, plus off-season moves)

Date	Player/Coach	Transaction	Terms
July 10	LB Joshua Symonette	Released	
July 24	LB Eddie Moore (DC #2)	Signed	5 Years
	T Tim Provost (DC #6b)	Signed	3 Years
	S Jeremiah Bell (DC #6c)	Signed	3 Years
	DT Davern Williams (DC #7)	Signed	3 Years
	DE Adewale Ogunleye	Re-Signed	1 Year
	K Rob Hart	Signed	
	DE David Bowens	Placed on Active/NFI	
July 26	WR J.R. Tolver (DC #5b)	Signed	4 Years
	T Wade Smith (DC #3a)	Signed	4 Years
	G Taylor Whitley (DC #3b)	Signed	4 Years
	FB Josh Rue	Waived	
Aug. 7	DT Davern Williams	Placed on Injured Reserve (shoulder)	
	DT Tavares Jurineack	Signed	
Aug. 10	TE Ed Perry	Placed on Injured Reserve (knee)	
	TE/LS Sean McDermott	Signed	
Aug. 12	WR Robert Baker	Waived	
Aug. 19	FB Deon Dyer	Traded to Houston for a Conditional 2004 Draft Choice	
Aug. 23	T Mark Bristol	Waived	
	CB Cedric Donaldson	Waived	
	WR Jimmy Fryzel	Waived	
	TE Dejhown Mandley	Waived	
	DT Tavares Jurineack	Waived	
	CB Terrance Leftwich	Waived	
	LB Devin Lemons	Waived	
	T Morgan Pears	Waived	
	G Dwayne Pierce	Waived	
Aug. 25	S Scott McGarrahan	Traded to Green Bay for 2006 conditional 7th-round draft choice	
Aug. 26	T Jarvis Borum	Waived/Injured	
	DE David Bowens	Placed on Reserve/NFI	
Aug. 27	K Rob Hart	Waived/Injury Settlement	
Aug. 29	DT Maurice Anderson	Waived	
	DE Corey Callens	Waived	
	FB Sedrick Irvin	Waived	
	DT Damonte McKenzie	Waived	
	QB Lon Sheriff	Waived	
	P Kevin Stemke	Waived	
Aug. 31	LB Eddie Moore	Placed on Injured Reserve (foot)	
	C Troy Andrew	Waived	
	CB Korey Banks	Waived	
	S Jeremiah Bell	Waived	
	WR Ronald Bellamy	Waived	
	RB Robert Edwards	Waived	
	T Greg Jerman	Waived	
	CB Omare Lowe	Waived	
	WR Kendall Newson	Waived	
	T Tim Provost	Waived	
	CB Alphonso Roundtree	Waived	
	LB Justin Seaverns	Waived	
	DT Johnny Thomas	Waived	
	LB Bam Hardmon	Waived/Injured	
	WR Oronde Gadsden	Placed on Injured Reserve (ankle)	
Sept. 1	S Jeremiah Bell	Signed to Practice Squad	
	T Greg Jerman	Signed to Practice Squad	
	CB Alphonso Roundtree	Signed to Practice Squad	
	WR Kendall Newson	Signed to Practice Squad	

Date	Player/Coach	Transaction	Terms
Sept. 1	QB Clint Stoerner	Signed to Practice Squad	
Sept. 5	WR Oronde Gadsden	Reached Injury Settlement	
	LB Bam Hardmon	Reached Injury Settlement	
Sept. 6	TE Marco Battaglia	Contract Terminated	
	T Greg Jerman	Signed from Practice Squad	
Sept. 10	TE Josh Whitman	Signed to Practice Squad	
Sept. 16	QB Clint Stoerner	Released off Practice Squad	
	C Joe Iorio	Signed to Practice Squad	
Sept. 29	P Mark Royals	Released	
	P Matt Turk	Signed	1 Year
	C Joe Iorio	Released off Practice Squad	
	C Shawn Lynch	Signed to Practice Squad	
Oct. 7	S Jeremiah Bell	Placed on Practice Squad Injured List	
	WR Ronald Bellamy	Signed to Practice Squad	
Oct. 14	LS/TE Sean McDermott	Waived	
	LS Jeff Grau	Signed	2 Years
Nov. 4	T Mark Dixon	Placed on Injured Reserve (ankle)	
	DE David Bowens	Declared Return to Practice (Remains on Reserve/NFI)	
Nov. 7	WR Kendall Newson	Activated to 53-Man Roster from Practice Squad	
Nov. 8	RB/KR Charlie Rogers	Contract Terminated	
	CB Alphonso Roundtree	Activated to 53-Man Roster from Practice Squad	
Nov. 10	S Trent Gamble	Placed on Injured Reserve (knee)	
	G Brad Bedell	Claimed off Waivers (from Washington)	
Nov. 11	CB Korey Banks	Signed to Practice Squad	
Nov. 12	TE Dwayne Blakley	Signed to Practice Squad	
Nov. 19	CB Alphonso Roundtree	Waived	
	WR Oronde Gadsden	Signed	1 Year
	TE Dwayne Blakley	Released off Practice Squad	
	C Ben Claxton	Signed to Practice Squad	
Nov. 24	CB Korey Banks	Released off Practice Squad	
	CB Alphonso Roundtree	Signed to Practice Squad	
Nov. 25	WR Sam Simmons	Placed on Injured Reserve (ankle)	
	WR J.R. Tolver	Placed on Injured Reserve (knee)	
	DE David Bowens	Activated to 53-Man Roster off Reserve/NFI	
	RB/KR Charlie Rogers	Re-Signed	
Dec. 1	CB Jamar Fletcher	Placed on Injured Reserve (forearm)	
	CB Jimmy Wyrick	Signed	1 Year
Dec. 10	C Ben Claxton	Released off Practice Squad	
	WR Carl Morris	Signed to Practice Squad	
Dec. 12	DE Rob Burnett	Placed on Injured Reserve (knee)	
Dec. 13	DE Tony Brown	Signed off Carolina's practice squad	2 Years
Dec. 20	WR Kendall Newson	Waived	
	TE Josh Whitman	Activated to 53-Man Roster off Practice Squad	
Dec. 22	TE Josh Whitman	Waived	
Dec. 24	WR Kendall Newson	Re-Signed	
	TE Josh Whitman	Signed to Practice Squad	

OFF--SEASON MOVES

Date	Player/Coach	Transaction	Terms
Dec. 29	Head Coach Dave Wannstedt	Signed Contract Extension	2 Years
	WR Coach Robert Ford	Released from Coaching Staff	
	S Jeremiah Bell	Signed to "future" contract	
	WR Ronald Bellamy	Signed to "future" contract	
	C Shawn Lynch	Signed to "future" contract	
	WR Carl Morris	Signed to "future" contract	
	CB Alphonso Roundtree	Signed to "future" contract	
Jan. 6	CB Korey Banks	Signed to "future" contract	
	G Eric Wilson	Signed to "future" contract	
Jan. 8	DT Nate Bolling	Signed to "future" contract	
	S Antowaine Sanders	Signed to "future" contract	
	TE Josh Whitman	Signed to "future" contract	
Jan. 12	Dan Marino	Named Senior Vice President-Football Operations	
	Rick Spielman	Promoted to General Manager	
Jan. 14	QB Clint Stoerner	Signed to "future" contract	
Jan. 16	WR Nick Davis	Signed to "future" contract	
	LB Brenden Givan	Signed to "future" contract	
	T Dan Goodspeed	Signed to "future" contract	
Jan. 26	Joel Collier	Promoted to Offensive Coordinator	
	Marc Trestman	Named Assistant Head Coach/Quarterbacks	
	Jerry Sullivan	Named Wide Receivers Coach	
Jan. 27	DE Ronald Flemons	Signed to "future" contract	
	DE Aaron Hunt	Signed to "future" contract	

Date	Player/Coach	Transaction	Terms
Feb. 2	Bernie Parmalee	Promoted to Running Backs Coach	
	Chris Foerster	Named Tight Ends Coach	
Feb. 3	Dan Marino	Resigned as Senior VP/Football Operations	
Feb. 4	CB Mesene Louisdor	Signed	
	DE Josh Mallard	Signed	
Feb. 13	LS William Delahoussaye	Signed	
March 2	S Arturo Freeman	Re-Signed	2 Years
	RB Leonard Henry	Re-Signed	1 Year
	DT Dario Romero	Re-Signed	1 Year
	K Olindo Mare	Signed Contract Extension	3 Years
	DE Jason Taylor	Signed Contract Extension	3 Years
	DE Adewale Ogunleye	Tendered Qualifying Offer As Restricted Free Agent	
	LB Morlon Greenwood	Tendered Qualifying Offer As Restricted Free Agent	
	RB Travis Minor	Tendered Qualifying Offer As Restricted Free Agent	
	QB Sage Rosenfels	Tendered Qualifying Offer As Restricted Free Agent	
	T Greg Jerman	Tendered Qualifying Offer As Exclusive Rights Player	
	T Mark Dixon	Terminated	
	S Trent Gamble	Terminated	
	QB Brian Griese	Terminated	
	S Brock Marion	Terminated	
	WR James McKnight	Terminated	
	G Todd Perry	Terminated	
	C Tim Ruddy	Terminated	
	T Jarvis Borum	Waived	
	LS Jeff Grau	Waived	
	TE Josh Whitman	Waived	
	DE Lamanzer Williams	Waived	
March 3	QB A.J. Feeley	Acquired from Philadelphia in exchange for a 2nd-round draft choice in 2005.	
March 5	S Chris Akins	Signed as unrestricted free agent (New England)	3 Years
	CB Reggie Howard	Signed as unrestricted free agent (Carolina)	6 Years
	G Geno James	Signed as unrestricted free agent (Carolina)	6 Years
March 7	S Shawn Wooden	Re-signed	1 Year
March 12	FB Sammy Morris	Signed as unrestricted free agent (Buffalo)	2 Years
	T John St. Clair	Signed as unrestricted free agent (St. Louis)	2 Years
March 16	T Damion McIntosh	Signed as unrestricted free agent (San Diego)	6 Years
	WR/KR Terrence Wilkins	Signed as unrestricted free agent (Indianapolis)	1 Year
	S Antwoine Sanders	Waived	
March 17	WR David Boston	Acquired from San Diego in exchange for CB Jamar Fletcher and conditional 6th-round draft choice in 2005	
March 22	T Greg Jerman	Re-Signed	1 Year
March 23	TE Ed Perry	Re-Signed	1 Year
	P Matt Turk	Re-Signed	3 Years
March 29	TE John Jones	Signed as a UFA (from Baltimore)	2 Years
April 8	DT Davern Williams	Waived	
April 12	S Antuan Edwards	Signed as a UFA (from Green Bay)	1 Year
April 19	LB Morlon Greenwood	Re-Signed	1 Year
April 20	QB Sage Rosenfels	Re-Signed	1 Year
April 21	RB Travis Minor	Re-Signed	1 Year
April 30	FB Doug Easlick	Signed as an Undrafted Free Agent	
	P Derek Jones	Signed as an Undrafted Free Agent	
	CB Kelvin Millhouse	Signed as an Undrafted Free Agent	
	LB Kevin Mitchell	Signed as an Undrafted Free Agent	
	FB Ben Moa	Signed as an Undrafted Free Agent	
	RB Fred Russell	Signed as an Undrafted Free Agent	
	DT Jerome Stevens	Signed as an Undrafted Free Agent	
	LB Winston Taylor	Signed as an Undrafted Free Agent	
	TE Hart Turner	Signed as an Undrafted Free Agent	
	G Andy Wagstrom	Signed as an Undrafted Free Agent	
	S Quintin Williams	Signed as an Undrafted Free Agent	
	RB Renaldo Works	Signed as an Undrafted Free Agent	
May 10	Chris Foerster	Named Offensive Coordinator	
	Joel Collier	Named Running Backs Coach	
	Bernie Parmalee	Named Tight Ends Coach	
May 18	WR Willie Johnson	Signed as an Undrafted Free Agent	
June 14	CB Todd Howard	Signed	
June 15	DE T.J. Bingham	Signed	
June 25	WR/DB Bobby Sippio	Signed	
July 1	WR Nick Davis	Waived	

DOLPHINS VS. THE NFL

(Records include post-season games)

MIAMI 8, ARIZONA 0

(formerly St. Louis, Phoenix)

11/27/72	– at Miami 31, St. Louis 10
11/24/77	– Miami 55, at St. Louis 14
10/1/78	– at Miami 24, St. Louis 10
9/6/81	– Miami 20, at St. Louis 7
9/30/84	– Miami 36, at St. Louis 28
11/4/90	– at Miami 23, Phoenix 3
9/8/96	– Miami 38, at Arizona 10
9/19/99	– at Miami 19, Arizona 16

MIAMI 7, ATLANTA 2

11/30/70	– Miami 20, at Atlanta 7
11/3/74	– at Miami 42, Atlanta 7
9/21/80	– Miami 20, at Atlanta 17
12/10/83	– at Miami 31, Atlanta 24
11/30/86	– Atlanta 20, at Miami 14
10/11/92	– at Miami 21, Atlanta 17
12/3/95	– at Miami 21, Atlanta 20
12/27/98	– at Atlanta 38, Miami 16
12/30/01	– at Miami 21, Atlanta 14

MIAMI 4, BALTIMORE 1

10/19/97	– Miami 24, at Baltimore 13
9/17/00	– at Miami 19, Baltimore 6
1/13/02	– *Baltimore 20, at Miami 3
11/17/02	– at Miami 26, Baltimore 7
11/16/03	– at Miami 9, Baltimore 6 (ot)

MIAMI 49, BUFFALO 30 (1 tie)

9/18/66	– at Buffalo 58, Miami 24
11/6/66	– Buffalo 29, at Miami 0
11/5/67	– at Buffalo 35, Miami 13
11/26/67	– at Miami 17, Buffalo 14
10/12/68	– at Miami 14, Buffalo 14 (tie)
11/10/68	– Miami 21, at Buffalo 17
10/26/69	– at Miami 24, Buffalo 6
11/16/69	– at Buffalo 28, Miami 3
10/18/70	– Miami 33, at Buffalo 14
12/20/70	– at Miami 45, Buffalo 7
9/26/71	– Miami 29, at Buffalo 14
11/7/71	– at Miami 34, Buffalo 0
10/22/72	– at Miami 24, Buffalo 23
11/5/72	– Miami 30, at Buffalo 16
10/21/73	– at Miami 27, Buffalo 6
11/18/73	– Miami 17, at Buffalo 0
9/22/74	– Miami 24, at Buffalo 16
11/17/74	– at Miami 35, Buffalo 28
10/26/75	– Miami 35, at Buffalo 30
12/7/75	– at Miami 31, Buffalo 16
9/13/76	– Miami 30, at Buffalo 21
12/5/76	– at Miami 45, Buffalo 27
9/18/77	– Miami 13, at Buffalo 0
12/17/77	– at Miami 31, Buffalo 14
9/17/78	– at Miami 31, Buffalo 24
11/12/78	– Miami 25, at Buffalo 24
9/2/79	– Miami 9, at Buffalo 7
10/14/79	– at Miami 17, Buffalo 7
9/7/80	– at Buffalo 17, Miami 7
10/19/80	– at Miami 17, Buffalo 14
10/21/81	– at Buffalo 31, Miami 21
12/19/81	– at Miami 16, Buffalo 6

11/21/82	– Miami 9, at Buffalo 7
12/27/82	– at Miami 27, Buffalo 10
9/4/83	– Miami 12, at Buffalo 0
10/9/83	– Buffalo 38, at Miami 35 (ot)
9/17/84	– Miami 21, at Buffalo 17
10/28/84	– at Miami 38, Buffalo 7
11/24/85	– Miami 23, at Buffalo 14
12/22/85	– at Miami 28, Buffalo 0
10/12/86	– at Miami 27, Buffalo 14
11/16/86	– Miami 34, at Buffalo 24
10/25/87	– Buffalo 34, at Miami 31 (ot)
11/29/87	– at Buffalo 27, Miami 0
9/11/88	– at Buffalo 9, Miami 6
11/14/88	– Buffalo 31, at Miami 6
9/10/89	– Buffalo 27, at Miami 24
10/29/89	– at Buffalo 31, Miami 17
9/16/90	– at Miami 30, Buffalo 7
12/23/90	– at Buffalo 24, Miami 14
1/12/91	– *at Buffalo 44, Miami 34
9/1/91	– at Buffalo 35, Miami 31
11/18/91	– Buffalo 41, at Miami 27
10/4/92	– Miami 37, at Buffalo 10
11/16/92	– Buffalo 26, at Miami 20
1/17/93	– **Buffalo 29, at Miami 10
9/26/93	– Miami 22, at Buffalo 13
12/19/93	– Buffalo 47, at Miami 34
10/9/94	– at Buffalo 21, Miami 11
12/4/94	– Buffalo 42, at Miami 31
10/29/95	– at Miami 23, Buffalo 6
12/17/95	– at Buffalo 23, Miami 20
12/30/95	– *at Buffalo 37, Miami 22
10/13/96	– Miami 21, at Buffalo 7
12/16/96	– at Miami 16, Buffalo 14
11/2/97	– at Buffalo 9, Miami 6
11/17/97	– at Miami 30, Buffalo 13
9/13/98	– at Miami 13, Buffalo 7
11/1/98	– at Buffalo 30, Miami 24
1/2/99	– *at Miami 24, Buffalo 17
10/4/99	– Buffalo 23, at Miami 18
11/14/99	– at Buffalo 23, Miami 3
10/8/00	– at Miami 22, Buffalo 13
12/3/00	– Miami 33, at Buffalo 6
11/25/01	– Miami 34, at Buffalo 27
1/6/02	– at Miami 34, Buffalo 7
10/20/02	– Buffalo 23, at Miami 10
12/1/02	– at Buffalo 38, Miami 21
9/21/03	– at Miami 17, Buffalo 7
12/21/03	– Miami 20, at Buffalo 3

MIAMI 2, CAROLINA 0

11/15/98	– Miami 13, at Carolina 9
11/4/01	– at Miami 23, Carolina 6

MIAMI 6, CHICAGO 3

11/29/71	– at Miami 34, Chicago 3
11/2/75	– Miami 46, at Chicago 13
9/23/79	– at Miami 31, Chicago 16
12/2/85	– at Miami 38, Chicago 24
9/4/88	– at Chicago 34, Miami 7
11/24/91	– Miami 16, at Chicago 13 (ot)
11/13/94	– Chicago 17, at Miami 14
10/27/97	– Chicago 36, at Miami 33 (ot)
12/9/02	– at Miami 27, Chicago 9

MIAMI 13, CINCINNATI 3

10/20/68 – Miami 24, at Cincinnati 22
11/17/68 – Cincinnati 38, at Miami 21
9/14/69 – at Cincinnati 27, Miami 21
10/10/71 – Miami 23, at Cincinnati 13
12/23/73 – *at Miami 34, Cincinnati 16
12/2/74 – at Miami 24, Cincinnati 3
11/20/77 – at Cincinnati 23, Miami 17
10/9/78 – at Miami 21, Cincinnati 0
9/14/80 – at Miami 17, Cincinnati 16
11/28/83 – at Miami 38, Cincinnati 14
11/8/87 – Miami 20, at Cincinnati 14
10/15/89 – Miami 20, at Cincinnati 13
12/9/91 – at Miami 37, Cincinnati 13
10/2/94 – Miami 23, at Cincinnati 7
10/1/95 – Miami 26, at Cincinnati 23
10/1/00 – Miami 31, at Cincinnati 16

MIAMI 8, CLEVELAND 4

10/25/70 – Cleveland 28, at Miami 0
12/24/72 – *at Miami 20, Cleveland 14
10/15/73 – Miami 17, at Cleveland 9
11/28/76 – at Cleveland 17, Miami 13
11/18/79 – at Cleveland 30, Miami 24 (ot)
1/4/86 – *at Miami 24, Cleveland 21
11/10/86 – at Cleveland 26, Miami 16
12/12/88 – at Miami 38, Cleveland 31
10/8/89 – at Miami 13, Cleveland 10 (ot)
11/25/90 – Miami 30, at Cleveland 13
9/14/92 – Miami 27, at Cleveland 23
10/10/93 – Miami 24, at Cleveland 14

MIAMI 7, DALLAS 4

1/16/72 – ***Dallas 24, Miami 3
11/22/73 – Miami 14, at Dallas 7
11/5/78 – at Miami 23, Dallas 16
10/25/81 – at Dallas 28, Miami 27
12/17/84 – at Miami 28, Dallas 21
11/22/87 – Miami 20, at Dallas 14
11/19/89 – Miami 17, at Dallas 14
11/25/93 – Miami 16, at Dallas 14
10/27/96 – Dallas 29, at Miami 10
11/25/99 – at Dallas 20, Miami 0
11/27/03 – Miami 40, at Dallas 21

MIAMI 9, DENVER 3 (1 tie)

10/16/66 – at Miami 24, Denver 7
12/4/66 – at Denver 17, Miami 7
9/17/67 – at Miami 35, Denver 21
10/27/68 – at Denver 21, Miami 14
12/7/69 – at Miami 27, Denver 24
9/19/71 – Miami 10, at Denver 10 (tie)
12/20/75 – at Miami 14, Denver 13
9/29/85 – Miami 30, at Denver 26
12/21/98 – at Miami 31, Denver 21
1/9/99 – *at Denver 38, Miami 3
9/13/99 – Miami 38, at Denver 21
12/2/01 – at Miami 21, Denver 10
12/13/02 – Miami 24, at Denver 22

MIAMI 6, DETROIT 2

12/15/73 – at Miami 34, Detroit 7
12/9/79 – Miami 28, at Detroit 10
10/27/85 – at Detroit 31, Miami 21
9/15/91 – at Detroit 17, Miami 13
12/25/94 – at Miami 27, Detroit 20
12/7/97 – at Miami 33, Detroit 30
11/5/00 – Miami 23, at Detroit 8
9/8/02 – at Miami 49, Detroit 21

MIAMI 9, GREEN BAY 2

12/19/71 – at Miami 27, Green Bay 6
10/5/75 – Miami 31, at Green Bay 7
10/28/79 – at Miami 27, Green Bay 7
12/8/85 – Miami 34, at Green Bay 24
9/18/88 – at Miami 24, Green Bay 17
10/22/89 – at Miami 23, Green Bay 20
9/22/91 – at Miami 16, Green Bay 13
9/11/94 – Miami 24, at Green Bay 14 (at Mil.)
9/14/97 – at Green Bay 23, Miami 18
10/29/00 – at Miami 28, Green Bay 10
11/4/02 – at Green Bay 24, Miami 10

HOUSTON 1, MIAMI 0

9/7/03 – Houston 21, at Miami 20

MIAMI 46, INDIANAPOLIS 22

(formerly Baltimore)

11/1/70 – at Baltimore 35, Miami 0
11/22/70 – at Miami 34, Baltimore 17
11/21/71 – at Miami 17, Baltimore 14
12/11/71 – at Baltimore 14, Miami 3
1/2/72 – **at Miami 21, Baltimore 0
10/29/72 – Miami 23, at Baltimore 0
12/16/72 – at Miami 16, Baltimore 0
11/11/73 – at Miami 44, Baltimore 0
12/9/73 – at Baltimore 16, Miami 3
10/27/74 – at Miami 17, Baltimore 7
12/8/74 – Miami 17, at Baltimore 16

11/23/75 – Baltimore 33, at Miami 17
12/14/75 – at Baltimore 10, Miami 7 (ot)
10/10/76 – at Baltimore 28, Miami 14
11/22/76 – Baltimore 17, at Miami 16
10/9/77 – at Baltimore 45, Miami 28
12/5/77 – at Miami 17, Baltimore 6
9/10/78 – Miami 42, at Baltimore 0
10/29/78 – at Miami 26, Baltimore 8
11/11/79 – at Miami 19, Baltimore 0
11/25/79 – Miami 28, at Baltimore 24
10/5/80 – Baltimore 30, at Miami 17
12/14/80 – Miami 24, at Baltimore 14
9/27/81 – Miami 31, at Baltimore 28
11/1/81 – at Miami 27, Baltimore 10
9/19/82 – at Miami 24, Baltimore 20
1/2/83 – Miami 34, at Baltimore 7
10/23/83 – Miami 21, at Baltimore 7
11/20/83 – at Miami 37, Baltimore 0
9/23/84 – at Miami 44, Indianapolis 7
12/9/84 – Miami 35, at Indianapolis 17
9/15/85 – at Miami 30, Indianapolis 13
11/17/85 – Miami 34, at Indianapolis 20
9/14/86 – at Miami 30, Indianapolis 10
10/26/86 – Miami 17, at Indianapolis 13
9/20/87 – Miami 23, at Indianapolis 10
11/15/87 – Indianapolis 40, at Miami 21
9/25/88 – at Indianapolis 15, Miami 13
12/4/88 – Indianapolis 31, at Miami 28
11/5/89 – at Miami 19, Indianapolis 13
12/17/89 – at Indianapolis 42, Miami 13
10/28/90 – Miami 27, at Indianapolis 7
12/30/90 – at Miami 23, Indianapolis 17
9/8/91 – at Miami 17, Indianapolis 6
11/3/91 – Miami 10, at Indianapolis 6
10/25/92 – Indianapolis 31, at Miami 20
11/8/92 – Miami 28, at Indianapolis 0
9/5/93 – Miami 24, at Indianapolis 20
10/24/93 – at Miami 41, Indianapolis 27
11/6/94 – at Miami 22, Indianapolis 21

12/18/94 – at Indianapolis 10, Miami 6
 10/8/95 – Indianapolis 27, at Miami 24 (ot)
 11/26/95 – at Indianapolis 36, Miami 28
 9/23/96 – at Indianapolis 10, Miami 6
 11/10/96 – at Miami 37, Indianapolis 10
 8/31/97 – at Miami 16, Indianapolis 10
 12/14/97 – at Indianapolis 41, Miami 0
 9/6/98 – Miami 24, at Indianapolis 15
 11/8/98 – at Miami 27, Indianapolis 14
 10/10/99 – Miami 34, at Indianapolis 31
 12/5/99 – Indianapolis 37, at Miami 34
 11/26/00 – Miami 17, at Indianapolis 14
 12/17/00 – Indianapolis 20, at Miami 13
 12/30/00 – *at Miami 23, Indianapolis 17 (ot)
 11/11/01 – Miami 27, at Indianapolis 24
 12/10/01 – at Miami 41, Indianapolis 6
 9/15/02 – Miami 21, at Indianapolis 13
 11/2/03 – Indianapolis 23, at Miami 17

JACKSONVILLE 2, MIAMI 1

10/12/98 – at Jacksonville 28, Miami 21
 1/15/00 – *at Jacksonville 62, Miami 7
 10/12/03 – Miami 24, at Jacksonville 10

MIAMI 13, KANSAS CITY 11

11/13/66 – at Kansas City 34, Miami 16
 12/11/66 – Kansas City 19, at Miami 18
 9/24/67 – Kansas City 24, at Miami 0
 10/8/67 – at Kansas City 41, Miami 0
 9/28/68 – Kansas City 48, at Miami 3
 10/19/69 – at Kansas City 17, Miami 10
 12/25/71 – *Miami 27, at Kansas City 24 (2ot)
 9/17/72 – Miami 20, at Kansas City 10
 10/20/74 – at Miami 9, Kansas City 3
 10/17/76 – Kansas City 20, at Miami 17(ot)
 12/13/81 – Miami 17, at Kansas City 7
 9/25/83 – at Miami 14, Kansas City 6
 9/22/85 – at Miami 31, Kansas City 0
 10/11/87 – at Miami 42, Kansas City 0
 12/3/89 – at Kansas City 26, Miami 21
 12/24/89 – Kansas City 27, at Miami 24
 1/5/91 – *at Miami 17, Kansas City 16
 10/13/91 – at Kansas City 42, Miami 7
 10/31/93 – at Miami 30, Kansas City 10
 12/12/94 – at Miami 45, Kansas City 28
 12/31/94 – *at Miami 27, Kansas City 17
 12/11/95 – at Miami 13, Kansas City 6
 10/5/97 – at Miami 17, Kansas City 14
 9/29/02 – at Kansas City 48, Miami 30

MIAMI 5, MINNESOTA 4

10/1/72 – Miami 16, at Minnesota 14
 1/13/74 – ***Miami 24, Minnesota 7
 12/11/76 – Minnesota 29, at Miami 7
 9/16/79 – Miami 27, at Minnesota 12
 12/5/82 – at Miami 22, Minnesota 14
 10/2/88 – at Miami 24, Minnesota 7
 9/25/94 – at Minnesota 38, Miami 35
 9/10/00 – at Minnesota 13, Miami 7
 12/21/02 – at Minnesota 20, Miami 17

MIAMI 45, NEW ENGLAND 32

(formerly Boston)

11/27/66 – Boston 20, at Miami 14
 10/15/67 – at Boston 41, Miami 10
 12/17/67 – at Miami 41, Boston 32
 11/24/68 – Miami 34, at Boston 10
 12/8/68 – at Miami 38, Boston 7

11/9/69 – Miami 17, at Boston 16
 11/30/69 – Boston 38, Miami 23 (at Tampa)
 9/20/70 – at Boston 27, Miami 14
 12/6/70 – at Miami 37, Boston 20
 10/17/71 – at Miami 41, New England 3
 12/5/71 – at New England 34, Miami 13
 11/12/72 – at Miami 52, New England 0
 12/3/72 – Miami 37, at New England 21
 9/30/73 – at Miami 44, New England 23
 10/28/73 – Miami 30, at New England 14
 9/15/74 – at New England 34, Miami 24
 12/15/74 – at Miami 34, New England 27
 9/28/75 – Miami 22, at New England 14
 12/1/75 – at Miami 20, New England 7
 9/19/76 – at New England 30, Miami 14
 10/31/76 – at Miami 10, New England 3
 11/13/77 – at Miami 17, New England 5
 12/11/77 – at New England 14, Miami 10
 10/22/78 – at New England 33, Miami 24
 12/18/78 – at Miami 23, New England 3
 10/21/79 – at New England 28, Miami 13
 11/29/79 – at Miami 39, New England 24
 10/12/80 – at New England 34, Miami 0
 12/8/80 – at Miami 16, New England 13 (ot)
 11/8/81 – Miami 30, at New England 27 (ot)
 12/6/81 – at Miami 24, New England 14
 12/12/82 – at New England 3, Miami 0
 1/8/83 – *at Miami 28, New England 13
 9/11/83 – at Miami 34, New England 24
 11/13/83 – at New England 17, Miami 6
 9/9/84 – at Miami 28, New England 7
 10/21/84 – Miami 44, at New England 24
 11/3/85 – at New England 17, Miami 13
 12/16/85 – at Miami 30, New England 27
 1/12/86 – **New England 31, at Miami 14
 10/5/86 – at New England 34, Miami 7
 12/22/86 – New England 34, at Miami 27
 9/13/87 – at New England 28, Miami 21
 12/28/87 – New England 24, at Miami 10
 11/6/88 – at New England 21, Miami 10
 11/20/88 – New England 6, at Miami 3
 9/17/89 – Miami 24, at New England 10
 12/10/89 – at Miami 31, New England 10
 9/9/90 – Miami 27, at New England 24
 10/18/90 – at Miami 17, New England 10
 10/6/91 – Miami 20, at New England 10
 11/10/91 – at Miami 30, New England 20
 10/18/92 – at Miami 38, New England 17
 12/27/92 – Miami 16, at New England 13 (ot)
 11/21/93 – at Miami 17, New England 13
 1/2/94 – at New England 33, Miami 27 (ot)
 9/4/94 – at Miami 39, New England 35
 10/30/94 – Miami 23, at New England 3
 9/10/95 – Miami 20, at New England 3
 11/12/95 – New England 34, at Miami 17
 9/1/96 – at Miami 24, New England 10
 11/3/96 – at New England 42, Miami 23
 11/23/97 – at New England 27, Miami 24
 12/22/97 – New England 14, at Miami 12
 12/28/97 – *at New England 17, Miami 3
 10/25/98 – at Miami 12, New England 9 (ot)
 11/23/98 – at New England 26, Miami 23
 10/17/99 – Miami 31, at New England 30
 11/21/99 – at Miami 27, New England 17
 9/24/00 – at Miami 10, New England 3
 12/24/00 – Miami 27, at New England 24
 10/7/01 – at Miami 30, New England 10
 12/22/01 – at New England 20, Miami 13
 10/6/02 – at Miami 26, New England 13
 12/29/02 – at New England 27, Miami 24 (ot)
 10/19/03 – New England 19, at Miami 13 (ot)
 12/7/03 – at New England 12, Miami 0

MIAMI 5, NEW ORLEANS 3

11/15/70 – at Miami 21, New Orleans 10
11/10/74 – Miami 21, at New Orleans 0
9/28/80 – at Miami 21, New Orleans 16
10/2/83 – at New Orleans 17, Miami 7
12/7/86 – Miami 31, at New Orleans 27
11/29/92 – at New Orleans 24, Miami 13
10/15/95 – at New Orleans 33, Miami 30
11/29/98 – at Miami 30, New Orleans 10

N.Y. GIANTS 3, MIAMI 2

12/10/72 – Miami 23, at N.Y. Giants 13
9/23/90 – at N.Y. Giants 20, Miami 3
12/5/93 – N.Y. Giants 19, at Miami 14
12/8/96 – N.Y. Giants 17, at Miami 7
10/5/03 – Miami 23, at N.Y. Giants 10

MIAMI 38, N.Y. JETS 38 (1 tie)

9/9/66 – N.Y. Jets 19, at Miami 14
11/20/66 – at N.Y. Jets 30, Miami 13
10/1/67 – at N.Y. Jets 29, Miami 7
10/22/67 – N.Y. Jets 33, at Miami 14
12/1/68 – at N.Y. Jets 35, Miami 17
12/15/68 – N.Y. Jets 31, at Miami 7
11/2/69 – at N.Y. Jets 34, Miami 31
12/14/69 – N.Y. Jets 27, at Miami 9
10/10/70 – Miami 20, at N.Y. Jets 6
12/13/70 – at Miami 16, N.Y. Jets 10
10/3/71 – N.Y. Jets 14, at Miami 10
10/24/71 – Miami 30, at N.Y. Jets 14
10/8/72 – Miami 27, at N.Y. Jets 17
11/19/72 – at Miami 28, N.Y. Jets 24
10/7/73 – at Miami 31, N.Y. Jets 3
11/4/73 – Miami 24, at N.Y. Jets 14
10/7/74 – at Miami 21, N.Y. Jets 17
11/24/74 – at N.Y. Jets 17, Miami 14
10/19/75 – Miami 43, at N.Y. Jets 0
11/9/75 – at Miami 27, N.Y. Jets 7
9/26/76 – at Miami 16, N.Y. Jets 0
11/7/76 – Miami 27, at N.Y. Jets 7
10/16/77 – at Miami 21, N.Y. Jets 17
11/6/77 – Miami 14, at N.Y. Jets 10
9/3/78 – at N.Y. Jets 33, Miami 20
11/26/78 – N.Y. Jets 24, at Miami 13
9/30/79 – at N.Y. Jets 33, Miami 27
12/15/79 – N.Y. Jets 27, at Miami 24
10/27/80 – at N.Y. Jets 17, Miami 14
12/20/80 – N.Y. Jets 24, at Miami 17
10/4/81 – at Miami 28, N.Y. Jets 28 (tie)
11/22/81 – at N.Y. Jets 16, Miami 15
9/12/82 – Miami 45, at N.Y. Jets 28
12/18/82 – at Miami 20, N.Y. Jets 19
1/23/83 – **at Miami 14, N.Y. Jets 0
10/16/83 – Miami 32, at N.Y. Jets 14
12/16/83 – at Miami 34, N.Y. Jets 14
11/4/84 – Miami 31, at N.Y. Jets 17
11/26/84 – at Miami 28, N.Y. Jets 17
10/14/85 – at N.Y. Jets 23, Miami 7
11/10/85 – at Miami 21, N.Y. Jets 17
9/21/86 – at N.Y. Jets 51, Miami 45 (ot)
11/24/86 – at Miami 45, N.Y. Jets 3
10/18/87 – at N.Y. Jets 37, Miami 31 (ot)
12/7/87 – at Miami 37, N.Y. Jets 28
10/23/88 – N.Y. Jets 44, at Miami 30
11/27/88 – at N.Y. Jets 38, Miami 34
9/24/89 – N.Y. Jets 40, at Miami 33
11/12/89 – Miami 31, at N.Y. Jets 23
10/7/90 – at Miami 20, N.Y. Jets 16
11/11/90 – Miami 17, at N.Y. Jets 3
9/29/91 – at N.Y. Jets 43, Miami 23

12/22/91 – N.Y. Jets 23, at Miami 20 (ot)
11/1/92 – at N.Y. Jets 26, Miami 14
12/20/92 – at Miami 19, N.Y. Jets 17
9/12/93 – N.Y. Jets 24, at Miami 14
11/7/93 – at N.Y. Jets 27, Miami 10
9/18/94 – at Miami 28, N.Y. Jets 14
11/27/94 – Miami 28, at N.Y. Jets 24
9/3/95 – at Miami 52, N.Y. Jets 14
10/22/95 – at N.Y. Jets 17, Miami 16
9/15/96 – at Miami 36, N.Y. Jets 27
12/22/96 – Miami 31, at N.Y. Jets 28
10/12/97 – Miami 31, at N.Y. Jets 20
11/9/97 – at Miami 24, N.Y. Jets 17
10/4/98 – at N.Y. Jets 20, Miami 9
12/13/98 – N.Y. Jets 21, at Miami 16
12/12/99 – at N.Y. Jets 28, Miami 20
12/27/99 – N.Y. Jets 38, at Miami 31
10/23/00 – at N.Y. Jets 40, Miami 37 (ot)
11/19/00 – N.Y. Jets 20, Miami 3
10/14/01 – at N.Y. Jets 21, Miami 17
11/18/01 – N.Y. Jets 24, at Miami 0
9/22/02 – at Miami 30, N.Y. Jets 3
11/10/02 – at N.Y. Jets 13, Miami 10
9/14/03 – Miami 21, at N.Y. Jets 10
12/28/03 – at Miami 23, N.Y. Jets 21

OAKLAND 18, MIAMI 11 (1 tie)

(formerly Los Angeles)

9/2/66 – Oakland 23, at Miami 14
10/9/66 – at Oakland 21, Miami 10
11/19/67 – at Oakland 31, Miami 17
9/21/68 – Oakland 47, at Miami 21
9/20/69 – at Oakland 20, Miami 17
10/4/69 – at Miami 20, Oakland 20 (tie)
10/3/70 – at Miami 20, Oakland 13
12/27/70 – *at Oakland 21, Miami 14
9/23/73 – at Oakland 12, Miami 7 (at Berkeley)
12/30/73 – **at Miami 27, Oakland 10
12/21/74 – *at Oakland 28, Miami 26
9/22/75 – Oakland 31, at Miami 21
12/10/78 – at Miami 23, Oakland 6
10/8/79 – at Oakland 13, Miami 3
11/2/80 – at Oakland 16, Miami 10
11/15/81 – Oakland 33, at Miami 17
9/19/83 – at L.A. Raiders 27, Miami 14
12/2/84 – L.A. Raiders 45, at Miami 34
10/19/86 – L.A. Raiders 30, at Miami 28
10/9/88 – Miami 24, at L.A. Raiders 14
11/19/90 – L.A. Raiders 13, at Miami 10
12/14/92 – at Miami 20, L.A. Raiders 7
10/16/94 – at Miami 20, L.A. Raiders 17(ot)
12/1/96 – at Oakland 17, Miami 7
11/30/97 – Miami 34, at Oakland 16
12/6/98 – Miami 27, at Oakland 17
10/31/99 – Miami 16, at Oakland 9
1/6/01 – *at Oakland 27, Miami 0
9/23/01 – at Miami 18, Oakland 15
12/15/02 – at Miami 23, Oakland 17

MIAMI 7, PHILADELPHIA 4

11/8/70 – at Philadelphia 24, Miami 17
10/12/75 – at Miami 24, Philadelphia 16
9/24/78 – at Philadelphia 17, Miami 3
11/30/81 – at Miami 13, Philadelphia 10
11/11/84 – at Miami 24, Philadelphia 23
12/13/87 – Miami 28, at Philadelphia 10
12/9/90 – at Miami 23, Philadelphia 20(ot)
11/14/93 – Miami 19, at Philadelphia 14
10/20/96 – at Philadelphia 35, Miami 28
10/24/99 – at Miami 16, Philadelphia 13
12/15/03 – Philadelphia 34, at Miami 27

MIAMI 11, PITTSBURGH 8

11/14/71 – at Miami 24, Pittsburgh 21
12/31/72 – **Miami 21, at Pittsburgh 17
12/3/73 – at Miami 30, Pittsburgh 26
11/14/76 – at Pittsburgh 14, Miami 3
12/30/79 – *at Pittsburgh 34, Miami 14
11/30/80 – at Pittsburgh 23, Miami 10
9/10/81 – at Miami 30, Pittsburgh 10
10/7/84 – Miami 31, at Pittsburgh 7
1/6/85 – **at Miami 45, Pittsburgh 28
10/6/85 – at Miami 24, Pittsburgh 20
11/1/87 – at Miami 35, Pittsburgh 24
12/18/88 – at Pittsburgh 40, Miami 24
11/26/89 – Pittsburgh 34, at Miami 14
9/30/90 – Miami 28, at Pittsburgh 6
12/13/93 – Pittsburgh 21, at Miami 20
11/20/94 – at Pittsburgh 16, Miami 13(ot)
9/18/95 – at Miami 23, Pittsburgh 10
11/25/96 – Pittsburgh 24, at Miami 17
9/20/98 – at Miami 21, Pittsburgh 0

MIAMI 7, SAINT LOUIS 2

(formerly Los Angeles)

10/31/71 – Miami 20, at Los Angeles 14
10/3/76 – Los Angeles 31, at Miami 28
11/9/80 – Miami 35, at Los Angeles 14
10/30/83 – at Miami 30, L.A. Rams 14
12/14/86 – Miami 37, at L.A. Rams 31(ot)
9/20/92 – at Miami 26, L.A. Rams 10
12/24/95 – Miami 41, at St. Louis 22
10/18/98 – at Miami 14, St. Louis 0
9/30/01 – at St. Louis 42, Miami 10

MIAMI 12, SAN DIEGO 12

10/2/66 – at San Diego 44, Miami 10
11/12/67 – at San Diego 24, Miami 0
12/10/67 – at Miami 41, San Diego 24
11/3/68 – at San Diego 34, Miami 28
10/11/69 – San Diego 21, at Miami 14
10/15/72 – at Miami 24, San Diego 10
9/29/74 – Miami 28, at San Diego 21
10/30/77 – San Diego 14, at Miami 13
10/15/78 – Miami 28, at San Diego 21
11/20/80 – San Diego 27, at Miami 24 (ot)
1/2/82 – *San Diego 41, at Miami 38 (ot)
1/16/83 – *at Miami 34, San Diego 13
11/18/84 – at San Diego 34, Miami 28 (ot)
9/7/86 – at San Diego 50, Miami 28
10/16/88 – at Miami 31, San Diego 28
12/15/91 – at San Diego 38, Miami 30
1/10/93 – *at Miami 31, San Diego 0
12/27/93 – at San Diego 45, Miami 20
1/8/95 – * at San Diego 22, Miami 21
11/5/95 – Miami 24, at San Diego 14
12/19/99 – at Miami 12, San Diego 9
11/12/00 – Miami 17, at San Diego 7
11/24/02 – at Miami 30, San Diego 3
10/27/03 – Miami 26, San Diego 10 (at Tempe, Ariz.)

SAN FRANCISCO 5, MIAMI 4

9/16/73 – at Miami 21, San Francisco 13
9/25/77 – Miami 19, at San Francisco 15
11/16/80 – at Miami 17, San Francisco 13
11/6/83 – Miami 20, at San Francisco 17
1/20/85 – ***San Francisco 38, Miami 16
9/28/86 – San Francisco 31, at Miami 16
12/6/92 – at San Francisco 27, Miami 3
11/20/95 – San Francisco 44, at Miami 20
12/16/01 – at San Francisco 21, Miami 0

MIAMI 8, SEATTLE 3

10/23/77 – at Miami 31, Seattle 13
9/9/79 – at Miami 19, Seattle 10
12/31/83 – *Seattle 27, at Miami 20
12/29/84 – *at Miami 31, Seattle 10
10/4/87 – at Seattle 24, Miami 20
12/16/90 – at Miami 24, Seattle 17
9/27/92 – Miami 19, at Seattle 17
10/6/96 – Seattle 22, at Miami 15
1/9/00 – *Miami 20, at Seattle 17
9/3/00 – at Miami 23, Seattle 0
10/28/01 – Miami 24, at Seattle 20

MIAMI 4, TAMPA BAY 3

10/24/76 – Miami 23, at Tampa Bay 20
11/29/82 – at Tampa Bay 23, Miami 17
10/20/85 – at Miami 41, Tampa Bay 38
10/30/88 – Miami 17, at Tampa Bay 14
12/1/91 – at Miami 33, Tampa Bay 14
9/21/97 – at Tampa Bay 31, Miami 21
12/10/00 – Tampa Bay 16, at Miami 13

MIAMI 15, TENNESSEE 13

(formerly Houston)

10/23/66 – Miami 20, at Houston 13
12/18/66 – at Miami 29, Houston 28
12/3/67 – at Houston 17, Miami 14
12/23/67 – Houston 41, at Miami 10
9/14/68 – Houston 24, at Miami 10
10/6/68 – Miami 24, at Houston 7
9/28/69 – at Houston 22, Miami 10
11/23/69 – Houston 32, at Miami 7
9/27/70 – Miami 20, at Houston 10
9/24/72 – at Miami 34, Houston 13
11/16/75 – at Houston 20, Miami 19
10/2/77 – at Miami 27, Houston 7
11/20/78 – at Houston 35, Miami 30
12/24/78 – *Houston 17, at Miami 9
11/5/79 – Houston 9, at Miami 6
9/20/81 – Miami 16, at Houston 10
12/4/83 – Miami 24, at Houston 17
10/14/84 – at Miami 28, Houston 10
9/8/85 – at Houston 26, Miami 23
11/2/86 – at Miami 28, Houston 7
10/1/89 – at Houston 39, Miami 7
10/20/91 – Houston 17, at Miami 13
11/22/92 – at Miami 19, Houston 16
11/17/96 – Miami 23, at Houston 20
9/7/97 – at Miami 16, Tennessee 13 (ot)
11/7/99 – at Miami 17, Tennessee 0
9/9/01 – Miami 31, at Tennessee 23
11/9/03 – at Tennessee 31, Miami 7

MIAMI 7, WASHINGTON 4

1/14/73 – *** Miami 14, Washington 7
10/13/74 – at Washington 20, Miami 17
12/3/78 – Miami 16, at Washington 0
10/18/81 – at Miami 13, Washington 10
1/30/83 – *** Washington 27, Miami 17
9/2/84 – Miami 35, at Washington 17
12/20/87 – at Miami 23, Washington 21
12/2/90 – at Washington 42, Miami 20
10/4/93 – at Miami 17, Washington 10
1/2/00 – at Washington 21, Miami 10
11/23/03 – at Miami 24, Washington 23

* AFC Playoff ** AFC Championship
***Super Bowl

ALL-TIME DOLPHINS WON-LOST RECORDS

(includes post-season games)

OPPONENT	W	L	T	PCT.	PTS.	OPP.	LAST MTG.
Arizona	8	0	0	1.000	246	98	1999
Atlanta	7	2	0	.778	206	164	2001
Baltimore	4	1	0	.800	81	52	2003
Buffalo	49	30	1	.619	1792	1530	2003
Carolina	2	0	0	1.000	36	15	2001
Chicago	6	3	0	.667	246	165	2002
Cincinnati	13	3	0	.813	397	258	2000
Cleveland	8	4	0	.667	246	236	1993
Dallas	7	4	0	.636	198	208	2003
Denver	9	3	1	.731	278	251	2002
Detroit	6	2	0	.750	228	144	2002
Green Bay	9	2	0	.818	262	175	2002
Houston	0	1	0	.000	20	21	2003
Indianapolis	46	22	0	.676	1538	1133	2003
Jacksonville	1	2	0	.333	52	100	2003
Kansas City	13	11	0	.542	455	487	2002
Minnesota	5	4	0	.556	179	154	2002
New England	45	32	0	.584	1708	1481	2003
New Orleans	5	3	0	.625	174	137	1998
New York Giants	2	3	0	.400	70	79	2003
New York Jets	38	38	1	.500	1757	1626	2003
Oakland	11	18	1	.383	542	616	2002
Philadelphia	7	4	0	.636	222	216	2003
Pittsburgh	11	8	0	.579	430	372	1998
St. Louis	7	2	0	.778	241	178	2001
San Diego	12	12	0	.500	580	554	2003
San Francisco	4	5	0	.444	132	219	2001
Seattle	8	3	0	.727	246	177	2001
Tampa Bay	4	3	0	.571	165	156	2000
Tennessee	15	13	0	.536	521	524	2003
Washington	7	4	0	.636	206	198	2003
TOTALS.....	369	242	4	.603	13,451	11,705	

MIAMI IN PRESEASON

OPPONENT	W	L	T	PCT.	PTS.	OPP.	LAST MTG.
Arizona	1	0	0	1.000	28	7	1978
Atlanta	4	4	0	.500	152	174	2003
Buffalo	3	0	1	.875	99	72	1987
Chicago	4	7	1	.375	182	176	2002
Cincinnati	4	3	0	.571	120	117	1975
Cleveland	0	1	0	.000	10	17	1986
Dallas	1	3	0	.250	84	87	1992
Denver	6	5	0	.545	240	222	1997
Detroit	6	1	0	.857	180	134	1999
Green Bay	4	5	0	.444	139	141	2001
Houston	1	0	0	1.000	24	3	2002
Indianapolis	2	2	0	.500	67	61	1984
Jacksonville	0	2	0	.000	44	51	2003
Kansas City	1	1	1	.500	49	57	1982
Minnesota	8	12	0	.400	317	391	2001
New England	1	1	0	.500	30	19	1969
New Orleans	10	6	0	.625	306	248	2003
N.Y. Giants	6	0	0	1.000	141	86	1994
N.Y. Jets	0	1	0	.000	14	31	1966
Oakland	3	0	0	1.000	71	57	1991
Philadelphia	5	4	0	.556	153	128	1990
Pittsburgh	2	1	0	.667	50	37	2000
St. Louis	1	2	0	.333	40	62	2001

OPPONENT	W	L	T	PCT.	PTS.	OPP.	LAST MTG.
San Diego.....	1	3	0	.250	62	91	2001
San Francisco	3	0	1	.875	82	65	1998
Seattle	1	0	0	1.000	24	7	1980
Tampa Bay	12	6	0	.667	311	260	2003
Tennessee	1	1	0	.500	20	32	1989
Washington	9	4	0	.692	307	221	1998
TOTALS	100	75	4	.570	3,346	3,054	

2003 DOLPHINS PRESEASON STATISTICS

PRESEASON RESULTS (2-2)

DATE	OPPONENT	SCORE	W/L	ATTENDANCE
AUG. 8	TAMPA BAY	19-20	L	62,261
Aug. 15	at Jacksonville	23-27	L	49,751
AUG. 22	ATLANTA	30-21	W	59,093
Aug. 28	at New Orleans	24-10	W	68,477

TEAM STATISTICS

	DOLPHINS	OPPONENTS				
TOTAL FIRST DOWNS	77	74				
By Rushing	26	29				
By Passing	43	40				
By Penalty.....	8	5				
Third Down: Made/Att.....	20/57	26/62				
Third Down Efficiency.....	35.1	41.9				
Fourth down: Made/Att.....	4/5	1/4				
POSSESSION AVERAGE.....	30:44	29:16				
TOTAL NET YARDS	1110	1131				
Average Per Game	277.5	282.8				
Total Plays	266	258				
Average Per Play.....	4.2	4.4				
NET YARDS RUSHING.....	477	432				
Average Per Game	119.3	108.0				
Total Rushes	123	110				
NET YARDS PASSING.....	633	699				
Average Per Game	158.3	174.8				
Tackled/Yards Lost.....	10/71	9/58				
Gross Yards	704	757				
Attempts/Completions.....	133/78	139/72				
Completion Percentage	58.6	51.8				
Had Intercepted	1	4				
PUNTS/AVERAGE	21/39.5	24/42.2				
NET PUNTING AVERAGE	21/36.0	24/33.4				
PENALTIES/YARDS	23/174	27/200				
FUMBLES/BALL LOST.....	10/4	9/3				
TOUCHDOWNS	10	10				
By Rushing	2	4				
By Passing	8	5				
By Returns	0	1				
Score By Quarters	1	2	3	4	OT	Total
DOLPHINS	21	32	17	26	0	96
OPPONENTS	7	30	13	28	0	78

RUSHING

	NO.	YDS.	AVG.	LG	TD
Edwards	38	169	4.4	22	0
Henry	32	162	5.1	20	2
Minor	24	109	4.5	17	0
Fiedler	3	12	4.0	6	0
Rogers	1	12	12.0	12	0
Simmons	1	8	8.0	8	0
R. Williams	15	8	0.5	6	0
O. Ayanbadejo	1	2	2.0	2	0
Rosenfels	5	2	0.4	3	0
Sheriff	3	7	-2.3	-2	0
DOLPHINS	123	477	3.9	22	2
OPPONENTS	110	432	3.9	27	4

PASSING

	ATT.	COMP.	YDS.	PCT.	TD	INT.	LG	SACK/ LOST	RATING
Rosenfels	71	39	358	54.9	5	1	27	3/27	86.5
Fiedler	38	25	220	65.8	3	0	38	2/9	107.3
Griese	18	13	122	72.2	0	0	23	4/29	90.5
Sheriff	6	1	4	16.7	0	0	4	1/6	39.6
DOLPHINS	133	78	704	58.6	8	1	38	10/71	89.9
OPPONENTS	139	72	757	51.8	5	4	44	9/58	67.9

RECEIVING

	NO.	YDS.	AVG.	LG	TD
Tolver	7	118	16.9	27	1
R. Williams	7	37	5.3	20	1
Thompson	6	81	13.5	23	1
Lee	6	44	7.3	13	1
Rogers	6	41	6.8	12	0
O. Ayanbadejo	6	35	5.8	16	3
Minor	5	43	8.6	19	0
Chambers	4	71	17.8	38	0
Battaglia	4	40	10.0	12	0
Simmons	4	29	7.3	13	0
Jackson	3	27	9.0	14	0
Newson	3	27	9.0	17	0
McKnight	3	25	8.3	12	0
Henry	3	16	5.3	7	0
McMichael	3	15	5.0	8	0
Irvin	3	10	3.3	5	0
Edwards	2	22	11.0	11	0
Bellamy	2	7	3.5	5	1
Fryzel	1	16	16.0	16	0
DOLPHINS	78	704	9.0	38	8
OPPONENTS	72	757	10.5	44	5

INTERCEPTIONS

	NO.	YDS.	AVG.	LG	TD
Roundtree	1	29	29.0	29	0
Buckley	1	13	13.0	13	0
Banks	1	0	0.0	0	0
Leftwich	1	0	0.0	0	0
DOLPHINS	4	42	10.5	29	0
OPPONENTS	1	17	17.0	17	0

PUNTING

	NO.	YDS.	AVG.	NET	TB	IN 20	LG	BLK
Sternke	12	490	40.8	36.4	0	3	56	0
Royals	9	339	37.7	35.3	0	4	50	0
DOLPHINS.....	21	829	39.5	36.0	0	7	56	0
OPPONENTS.....	24	1012	42.2	33.4	2	2	53	0

PUNT RETURNS

	RET.	FC	YDS.	AVG.	LG	TD
Rogers	8	3	99	12.4	37	0
Simmons	3	1	62	20.7	51	0
Newson	2	1	10	5.0	9	0
DOLPHINS.....	13	5	171	13.2	51	0
OPPONENTS.....	13	4	74	5.7	16	0

KICKOFF RETURNS

	NO.	YDS.	AVG.	LG	TD
Rogers	7	142	20.3	30	0
Newson	3	67	22.3	28	0
Simmons	3	101	33.7	47	0
DOLPHINS.....	13	310	23.8	47	0
OPPONENTS.....	15	343	22.9	34	0

FIELD GOALS

	1-19	20-29	30-39	40-49	50+	TOTALS
Mare	0/0	1/1	6/6	1/1	1/3	9/11
DOLPHINS.....	0/0	1/1	6/6	1/1	1/3	9/11
OPPONENTS.....	0/0	2/3	1/1	1/2	0/0	3/4

SCORING

	TDR	TDP	TDRt	PAT	FG	S	2-PT	TP
Mare	0	0	0	9/9	9/11	0	0	36
O. Ayanbadejo	0	3	0	0/0	0/0	0	0	18
Henry	2	0	0	0/0	0/0	0	0	12
Bellamy	0	1	0	0/0	0/0	0	0	6
Lee	0	1	0	0/0	0/0	0	0	6
Thompson	0	1	0	0/0	0/0	0	0	6
Tolver	0	1	0	0/0	0/0	0	0	6
R. Williams	0	1	0	0/0	0/0	0	0	6
DOLPHINS.....	2	8	0	9/9	9/11	0	0	96
OPPONENTS.....	4	5	1	9/10	3/4	0	0	78

TWO-POINT CONVERSIONS

DOLPHINS 0-1, OPPONENTS 0-0

SACKS

Grigsby 2.0, J. Williams 2.0, J. Taylor 1.5, Banks 1.0, T. Jurineack 1.0, D. Lemons 1.0, Z. Thomas 0.5.

DOLPHINS 9.0, OPPONENTS 10.0

2003 PRESEASON DEFENSIVE STATISTICS

PLAYER	TOTAL TACK.	SOLO	ASST.	SACKS/ YARDS	QB HURRIES	INT./ YARDS	FUM. REC.	FUM. FOR.	PASS DEF.
Thomas, Z.	16	10	6	0.5/6				1	
Jenkins	14	13	1						2
Ayanbadejo, B.	13	10	3						
Seaverns	12	6	6						
Hardmon	11	7	4					1	1
Knight	10	6	4					1	
Lowe	10	9	1						2
Romero	10	10	0		3				1
Banks	9	8	1	1/12		1/0			3
Gamble	9	6	3						2
Greenwood	9	6	3		1				
Roundtree	9	8	1			1/29			3
Seau	9	6	3		1				
Thomas, J.	9	4	5		4				
Marion	8	3	5						2
Taylor	7	4	3	1.5/12	4				
Callens	6	4	2		2				
Freeman	6	6	0		1				
Leftwich	6	5	1			1/0			1
Anderson	5	4	1		3				
Bell	5	5	0						
Bowens, T.	5	2	3		1				
Chester	5	2	3						
Williams, J.	5	5	0	2/13	2				
Wooden	5	4	1						
Zgonina	5	2	3		1				1
Donaldson	4	4	0				1	1	2
Fletcher	4	4	0						1
Grigsby	4	2	2	2/7	2				2
Hendricks	4	1	3		2				1
Madison	4	1	3					1	
Ogunleye	4	2	2		3				
Lemons	3	2	1	1/8					
Buckley	2	2	0			1/13			1
Jurineack	1	1	0	1/0					

NOTE: special teams and miscellaneous tackles not included above.

SPECIAL TEAMS TACKLES: O. Ayanbadejo 4, B. Ayanbadejo 3, Henry 3, Minor 3, Battaglia 2, Freeman 2, Greenwood 2, Irvin 2, Knight 2, McDermott 2, Tolver 2, Bell 1, Edwards 1, Fryzel 1, Gamble 1, Hendricks 1, Jackson 1, Lee 1, Leftwich 1, Lowe 1, Mare 1, McKnight 1, Seaverns 1

SPECIAL TEAMS FUMBLE RECOVERIES: O. Ayanbadejo - 1, Greenwood - 1.

SPECIAL TEAMS FORCED FUMBLES: B. Ayanbadejo - 1, McKnight - 1.

BLOCKED FIELD GOALS: B. Ayanbadejo - 1.

MISCELLANEOUS TACKLES: Jerman - 1 (1 vs. TB, 8/8); Lee - 1 (1 vs. TB, 8/8); Rogers - 1 (1 at Jac., 8/15); Yates - 1 (1 at NO, 8/28).

MISCELLANEOUS FUMBLE RECOVERIES: Ruddy - 1 (1 vs. TB, 8/8); Sheriff - 1 (1 at NO, 8/28); Simmons - 1 (1 at NO, 8/28); Williams - 1 (1 vs. Atl., 8/22)

2003 PRESEASON GAME SUMMARIES

PRESEASON GAME 1

BUCCANEERS 20, DOLPHINS 19
August 8, 2003

Pro Player Stadium
Miami, FL

The Dolphins dropped a preseason opener for the fifth straight year and sixth time in the last seven seasons. The Bucs took a 7-0 lead 6:43 into the game on a six-yard scoring run by Michael Pittman. The score occurred six plays after Dwight Smith recovered a Randy McMichael fumble at the Dolphins' 45. One play prior to the touchdown, the Bucs converted a fourth-and-1 from the eight. Tampa Bay added to its lead 47 seconds into the second quarter when Shaun King hit Joe Jurevicius in the end zone for a five-yard TD, capping a 14-play, 74-yard drive that used 6:43 of the clock. King completed five of seven passes for 45 yards and scrambled for 20 yards on two carries en route to the score. The PAT failed. The Dolphins notched their initial points of the game with 5:42 to play in the second quarter on an Olindo Mare 27-yard field goal, which culminated a seven-play, 57-yard drive in which Travis Minor rushed for 30 yards on four carries. Mare hit his second field goal in as many series when he connected on a 38-yarder with 25 seconds remaining in the first half. The key play was a 27-yard completion from Sage Rosenfels to J.R. Tolver, which put the Dolphins at the Bucs' 39. Tampa Bay opened a 13-point advantage with 3:00 left in the third quarter on Thomas Jones' one-yard TD run. The Dolphins came up with their first turnover of the night on the third play of final quarter when Cedric Donaldson recovered a Reggie Barlow fumble at the Tampa Bay 40. The Dolphins then embarked on a nine-play drive that ended with a two-yard TD pass from Rosenfels to Ronald Bellamy, 5:51 into the fourth period. Leonard Henry accounted for 19 of the 40 yards with 12 on the ground and seven through the air. The Bucs missed a chance to put the game out of reach with 3:46 to play in the game when Brendon Ayanbadejo blocked Ralf Kleinmann's 25-yard field goal attempt. The Dolphins took over at their own 20 and marched 80 yards in 13 plays, ending with a two-yard scoring pass from Rosenfels to Obafemi Ayanbadejo with 23 seconds to play in the game. Henry rushed for 31 yards on three carries on the drive, while Rosenfels hit on six of 10 passes for 49 yards. With a chance to win the game, the pass attempt for the two-point conversion was off the mark.

TAMPA BAY	7	6	7	0	-	20
MIAMI	0	6	0	13	-	19

TEAM	SCORE	DRIVE (Plays/Yards/Time)	QTR	CLOCK TIME
TB	Pittman, 6 run (Kleinmann kick)	6/45/2:52	1	8:17
TB	Jurevicius, 5 pass from King (kick failed)	14/74/6:43	2	14:13
MIA	FG Mare 27	7/57/2:41	2	5:42
MIA	FG Mare 28	9/53/1:39	2	0:25
TB	Jones, 1 run (Kleinmann kick)	9/56/5:03	3	3:00
MIA	Bellamy, 2 pass from Rosenfels (Mare kick)	9/40/4:21	4	9:09
MIA	O. Ayanbadejo, 2 pass from Rosenfels (pass failed)	13/80/3:23	4	0:23

ATT. - 62,261

	TAMPA BAY	MIAMI
First Downs/Total-Rush-Pass-Penalty	18/8-10-0	20/3-13-4
Third Down Efficiency	8-16/50.0	4-14/28.6
Total Yards-Plays-Average	294-66-4.5	264-63-4.2
Rushes-Yards-Average	37-152-4.1	18-102-5.7
Net Yards Passing-Sacked-Yards Lost	142-1-7	162-4-36
Passes Attempted-Completed-Intercepted	28-15-1	41-25-0
Punts/Number-Average	4-39.0	5-46.6
Penalties/Number-Yards	9-72	5-36
Fumbles/Number-Lost	4-1	5-2
Time of Possession	34:20	25:40

INDIVIDUAL STATISTICS

RUSHING - Tampa Bay: Jones 11-28, 1 TD; Stecker 6-27; Green 1-25; King 2-20, 1 TD; Pittman 3-13; Graham 5-12; Simms 3-9; Kirby 3-8; Alstott 2-6; Stephens 1-4.

Miami: Henry 6-43; Minor 6-34; Edwards 4-17; R. Williams 2-8.

PASSING - Tampa Bay: Johnson 6-3-0, 41 yards; King 12-8-0, 72 yards, 1 TD; Simms 10-4-1, 36 yards.

Miami: Giese 8-6-0, 45 yards; Rosenfels 33-19-0, 153 yards, 2 TDs.

RECEIVING - Tampa Bay: Stecker 3-38; Barlow 2-29; Jurevicius 2-14, 1 TD; Heller 2-7; Pittman 1-28; Lee 1-12; Alstott 1-8; Williams 1-6; McCardell 1-5; Kirby 1-2.

Miami: Tolver 3-46; Simmons 3-23; Rogers 2-18; Lee 2-16; Jackson 2-13; O. Ayanbadejo 2-13, 1 TD; Henry 2-12; Irvin 2-8; Bellamy 2-7, 1 TD; Fryzel 1-16; Chambers 1-15; Thompson 1-12; McMichael 1-0; R. Williams 1-(-1).

INTERCEPTIONS – Tampa Bay: None

Miami: Leftwich 1-0 yards.

SACKS – Tampa Bay: Nece 1; Quarles 1; Webster 1; White 1.

Miami: J. Williams 1.

MISSED FIELD GOALS – Tampa Bay: Kleinmann 25(B).

Miami: None.

PRESEASON GAME 2

JAGUARS 27, DOLPHINS 23

August 15, 2003

ALLTEL Stadium

Jacksonville, FL

The Dolphins took a 7-0 lead on their second possession of the game, with 7:25 to play in the first quarter, on a 3-yard TD pass from Jay Fiedler to Ricky Williams on third-and-goal. The 47-yard scoring drive was set up by a 37-yard punt return by Charlie Rogers nine plays earlier. The key play en route to the score was a 16-yard pass from Fiedler to Obafemi Ayanbadejo on third-and-1 from the Jaguars' 38. Overall, the Dolphins converted three third downs on the march, including a 7-yard completion from Fiedler to Randy McMichael on third-and-3 from the 15. Fiedler hit on all six of his attempts, totaling 42 yards, on the drive. The Dolphins added to their lead 2:52 into the second quarter on an Olindo Mare 30-yard field goal, capping an eight-play, 43-yard drive. In his first series of the game, Brian Griese guided the drive as he connected on all three of his pass attempts, totaling 29 yards, including a 23-yard strike to Derrius Thompson. Jacksonville responded with a 14-play, 69-yard drive that used 7:22 of the clock and ended with a Seth Marler 30-yard field goal, with 4:46 to play in the opening half. David Garrard hit on six of seven pass attempts on the drive, totaling 53 yards, while also scrambling once for 11 yards. Griese then led the Dolphins from their own 40 to the Jaguars' 33 in a matter of 3:49, leading to a 51-yard field goal by Mare with 57 seconds to play in the first half. The key play was a 15-yard completion from Griese to J.R. Tolver on third-and-4, putting the Dolphins at the Jacksonville 39. The Jaguars then took over at their own 20, and Garrard went on to complete four of his next five passes, and then ran for 16 yards to put the Jaguars at the Dolphins' 2 with three seconds to play in the first half, before LaBrandon Toefield ran up the middle for a touchdown on the half's final play. The Jaguars opened the second half with a 13-play, 77-yard drive that used 5:27 of the clock and led to a James Tuthill 21-yard field goal, tying the game at 13 apiece. A pair of unnecessary roughness penalties on the Dolphins, totaling 30 yards, aided Jacksonville. The Dolphins re-gained the advantage when they followed with a 13-play, 55-yard drive that culminated with Mare's third field goal of the night, with 3:41 to play in the third quarter. Jacksonville took its first lead 2:01 into the final frame on a 2-yard TD run by Joe Smith, capping a 15-play, 71-yard drive in which Smith rushed for 34 yards on eight carries. The Jaguars faced a fourth-and-2 from the 5 on the play prior to the score, but the Dolphins were called for offside. Sam Simmons returned the ensuing kickoff 47 yards to the Jaguars' 44, and seven plays afterward, Leonard Henry gave the Dolphins the lead once again when he scored from seven yards out. In fact, Henry accounted for 41 of the 44 yards on the drive, as he carried the ball five times. Trailing 23-20 with 4:13 to play in the game, the Jaguars started their final drive of the game at their own 30, led by first-round draft choice Byron Leftwich, who was taking part in his second series of the game. The rookie, who also was playing in his first NFL game, went on to complete five of his next six passes, totaling 69 yards, with the final one being a 17-yard strike to Donald Hayes in the end zone with just 1:02 left on the game clock.

MIAMI	7	6	3	7	-	23
JACKSONVILLE	0	10	3	14	-	27

TEAM	SCORE	DRIVE		QTR	CLOCK
		(Plays/Yards/Time)	TIME		
MIA	R. Williams, 3 pass from Fiedler (Mare kick)	9/47/4:31	1	7:25	
MIA	FG Mare 30	8/43/3:49	2	12:08	
JAX	FG Marler 30	14/69/7:22	2	4:46	
MIA	FG Mare 51	9/27/3:49	2	0:57	
JAX	Toefield, 2 run (Marler kick)	7/80/0:57	2	0:00	
JAX	Tuthill 21 field goal	13/77/5:27	3	9:33	
MIA	FG Mare 30	13/55/5:52	3	3:41	
JAX	Joe Smith, 2 run (Boyd kick)	15/71/5:42	4	12:59	
MIA	Henry, 7 run (Mare kick)	7/44/3:20	4	9:39	
JAX	Hayes, 17 pass from Leftwich (Tuthill kick)	10/70/3:11	4	1:02	

ATT. – 49,751

	MIAMI	JACKSONVILLE
First Downs/Total-Rush-Pass-Penalty	20/8-11-1	30/10-15-5
Third Down Efficiency	7-13/53.8	8-15/53.3
Total Yards-Plays-Average	270-60-4.5	379-75-5.1
Rushes-Yards-Average	26-118-4.5	33-130-3.9
Net Yards Passing-Sacked-Yards Lost	152-2-10	249-3-20
Passes Attempted-Completed-Intercepted	32-20-1	39-24-0
Punts/Number-Average	3-41.3	4-48.5
Penalties/Number-Yards	9-68	4-30
Fumbles/Number-Lost	0-0	1-0
Time of Possession	28:20	31:40

INDIVIDUAL STATISTICS

RUSHING – Miami: Henry 6-40, 1 TD; Edwards 9-36; Minor 4-23; Simmons 1-8; Fiedler 1-4; Rosenfels 1-3; R. Williams 3-2; O. Ayanbadejo 1-2.
 Jacksonville: Joe Smith 10-40, 1 TD; Garrard 4-32; Toefield 8-28, 1 TD; Allen 8-23; Alexander 1-6; Gray 1-3; Leftwich 1-(-2).
PASSING – Miami: Fiedler 11-7-0, 53 yards, 1 TD; Griese 6-5-0, 48 yards; Rosenfels 15-8-1, 61 yards.
 Jacksonville: Garrard 17-12-0, 135 yards; Gray 12-5-0, 50 yards; Leftwich 10-7-0, 84 yards, 1 TD.
RECEIVING – Miami: Minor 3-17; R. Williams 3-11, 1 TD; Thompson 2-31; Lee 2-14; Rogers 2-8; O Ayanbadejo 1-16; Tolver 1-15; Jackson 1-14; Edwards 1-11; Battaglia 1-8; McMichael 1-7; Newson 1-6; Henry 1-4.
 Jacksonville: Stokes 4-54; Hatchette 4-46; Alexander 3-8; Ross 2-30; Ji. Smith 2-24; Edwards 2-11; Redmond 1-21; Joe Smith 1-18; Hayes 1-17, 1 TD; Toefield 1-15; Brady 1-12; Luzar 1-8; Wrihster 1-5.
INTERCEPTIONS – Miami: None.
 Jacksonville: Young 1-17 yards.
SACKS – Miami: Jurineack 1; Lemons 1; Taylor 0.5; Z. Thomas 0.5.
 Jacksonville: Clark 1; Coleman 1.
MISSED FIELD GOALS – Miami: None.
 Jacksonville: None.

PRESEASON GAME 3

DOLPHINS 30, FALCONS 21
 August 22, 2003

Pro Player Stadium
Miami, FL

The Dolphins tallied their most points in a preseason game since 1999 as they garnered their first win of the 2003 preseason. Although the Dolphins had a three-and-out on their first offensive series of the night, James McKnight stripped the ball from Allen Rossum on the ensuing punt return, and Morlon Greenwood recovered at the Dolphins' 48. That led to a 12-play drive that utilized 7:12 of the clock and ended with a one-yard TD pass from Jay Fiedler to Obafemi Ayanbadejo on fourth-and-goal. Fiedler completed all five of his pass attempts, totaling 44 yards, on the drive including a 20-yarder to Ricky Williams on third-and-4 from the Falcons' 34. Fiedler also had a two-yard scramble on fourth-and-1 from the Atlanta 5. The Dolphins tacked on an Olindo Mare 31-yard field goal with 5:04 to play in the first half. The score occurred seven plays after Charlie Rogers returned a punt 30 yards to the Falcons' 32. Atlanta responded seven plays afterward when Doug Johnson found Peerless Price for a 35-yard TD strike. Johnson hit Brian Finneran for a 32-yard completion on the first play of that series to put Atlanta in Miami territory. The Dolphins notched their second touchdown on the night with 3:41 to play in the third quarter when Leonard Henry capped a 10-play, 64-yard drive with a one-yard scoring run. The key play was a 16-yard completion from Brian Griese to Derrius Thompson on third-and-13 from the Dolphins' 33. After forcing the Falcons into a three-and-out, Sam Simmons took back a punt 51 yards to the Atlanta 18, setting up a Sage Rosenfels to J.R. Tolver 16-yard TD pass three plays later, with 1:36 remaining in the third quarter. Atlanta made it a ten-point game on the second play of the fourth quarter when Karon Riley stripped the ball from Rosenfels on a sack, and Demetris Veal scooped it up and lumbered 40 yards to a touchdown. The Dolphins came right back as Mare connected on his second field goal, from 38 yards out, four plays after Rosenfels hit Tolver for a 25-yard completion to the Falcons' 24. On the next play from scrimmage, Alphonso Roundtree intercepted a Kurt Kittner pass and returned it 29 yards to the Atlanta 16, leading to a 37-yard field goal by Mare four plays afterward. The Falcons concluded the scoring with a two-yard TD pass from Kittner to Jimmy Farris with 4:45 left in the contest, culminating a nine-play, 65-yard drive. The Dolphins got the ball back on the ensuing series at the Falcons' 37 when the onside kick attempt did not travel ten yards. Miami had a first-and-goal from the 10, but were stopped by the Falcons' defense, including a quarterback sneak on fourth-and-1.

ATLANTA	0	7	0	14	–	21
MIAMI	7	3	14	6	–	30

TEAM	SCORE	DRIVE		QTR	CLOCK
		(Plays/Yards/Time)			
MIA	O. Ayanbadejo, 1 pass from Fiedler (Mare kick)	12/52/7:12	1	5:30	
MIA	FG Mare 31	7/19/3:27	2	5:04	
ATL	Price, 35 pass from Johnson (Feely kick)	7/80/2:54	2	2:10	
MIA	Henry, 1 run (Mare kick)	10/64/4:34	3	3:41	
MIA	Tolver, 16 pass from Rosenfels (Mare kick)	3/18/0:47	3	1:36	
ATL	Veal, 40 fumble return (Feely kick)		4	14:19	
MIA	FG Mare 38	8/41/4:03	4	10:16	
MIA	FG Mare 37	4/-/3:17	4	8:27	
ATL	Farris, 2 pass from Kittner (Feely kick)	9/65/3:42	4	4:45	

ATT. – 59,093

	ATLANTA	MIAMI
First Downs/Total-Rush-Pass-Penalty	13/3-10-0	19/7-9-3
Third Down Efficiency	4-13/30.8	6-17/35.3
Total Yards-Plays-Average	238-52-4.6	275-77-3.6
Rushes-Yards-Average	9-26-2.9	44-109-2.5
Net Yards Passing-Sacked-Yards Lost	212-1-6	166-3-19

	ATLANTA	MIAMI
Passes Attempted-Completed-Intercepted	42-21-2	30-20-0
Punts/Number-Average	7-42.9	5-39.0
Penalties/Number-Yards	8-62	4-20
Fumbles/Number-Lost	3-1	2-1
Time of Possession	21:43	38:17

INDIVIDUAL STATISTICS

RUSHING – Atlanta: Dunn 5-13; Griffith 1-10; Duckett 3-3.

Miami: Edwards 14-60; Henry 9-25, 1 TD; Rogers 1-12; Fiedler 2-8; Minor 5-6; R. Williams 9-(-1); Rosenfels 4-(-1).

PASSING – Atlanta: Johnson 20-12-1, 148 yards, 1 TD; Kittner 22-9-1, 70 yards, 1 TD.

Miami: Fiedler 22-16-0, 115 yards, 1 TD; Griese 4-2-0, 29 yards; Rosenfels 4-2-0, 41 yards, 1 TD.

RECEIVING – Atlanta: McCord 4-43; Crumpler 4-38; Finneran 2-43; Edwards 2-17; Duckett 2-11; Farris 2-8; Dunn 2-6; Price 1-35, 1 TD; Jenkins 1-11; Griffith 1-6.

Miami: R. Williams 3-27; McKnight 3-25; Tolver 2-41, 1 TD; Thompson 2-24; Chambers 2-18; Rogers 2-15; O. Ayanbadejo 2-5; Lee 1-13; McMichael 1-8; Minor 1-7; Irvin 1-2.

INTERCEPTIONS – Atlanta: None.

Miami: Roundtree 1-29 yards; Buckley 1-13 yards.

SACKS – Atlanta: Kerney 1; Riley 1; Johnson 0.5; Overstreet 0.5.

Miami: Taylor 1.

MISSED FIELD GOALS – Atlanta: None.

Miami: Mare 61(WL).

PRESEASON GAME 4

DOLPHINS 24, SAINTS 10

August 28, 2003

Louisiana Superdome

New Orleans, LA

After pinning the Saints deep in their own territory on the opening series of the game, the Dolphins took over at the their own 49. Two plays later, Jay Fiedler connected with Chris Chambers for a 38-yard completion to the Saints' 14, leading to a Fiedler to Derrius Thompson TD strike on the very next play. The Saints tied the contest 2:58 into the second quarter when Todd Bouman hit Michael Lewis for a six-yard touchdown pass, capping a seven-play, 52-yard drive which began at the Saints' 48 after Keyuo Craver recovered a Robert Edwards fumble. Bouman completed all four of his attempts on the drive, totaling 37 yards. The Dolphins re-gained the lead for good with 2:36 to play in the opening half when Sage Rosenfels found Obafemi Ayanbadejo in the end zone for a one-yard touchdown, culminating a 12-play, 80-yard drive in which Edwards rushed for 32 yard on five carries. On the play prior to the score, Miami converted a third-and-5 from the Saints' 17 when Rosenfels hit J.R. Tolver for a 16-yard gain. After forcing New Orleans into a three-and-out, the Dolphins gained possession at their on 41 and notched their second touchdown in as many series when Rosenfels and Donald Lee combined for a one-yard TD. The key plays were a 17-yard run by Travis Minor and a 17-yard pass from Rosenfels to Kendall Newson, which gave the Dolphins a first-and-goal from the one. A squib kick by Olindo Mare followed, which was fumbled by the Saints' Willie Whitehead after being forced by Brendon Ayanbadejo, and then recovered by Obafemi Ayanbadejo at the Saints' 38. That led to a Mare 46-yard field goal three plays afterward. The lone score of the second half came on a John Carney 28-yard field goal with 55 seconds to play in the third quarter, which capped a 13-play, 47-yard drive that used 6:15 of the clock. The Saints converted three third downs on the scoring march, including two on runs by Ki-Jana Carter, who rushed for 39 yards on eight carries en route to the score.

MIAMI	7	17	0	0	–	24
NEW ORLEANS	0	7	3	0	–	10

TEAM	SCORE	DRIVE (Plays/Yards/Time)	QTR	CLOCK TIME
MIA	Thompson, 14 pass from Fiedler (Mare kick)	3/51/1:03	1	11:53
NO	M. Lewis, 6 pass from Bouman (Carney kick)	7/52/3:11	2	12:02
MIA	O. Ayanbadejo, 1 pass from Rosenfels (Mare kick)	12/80/6:49	2	2:36
MIA	Lee, 1 pass from Rosenfels (Mare kick)	5/41/0:54	2	0:32
MIA	FG Mare 46	3/10/0:17	2	0:09
NO	FG Carney 28	13/47/6:15	3	0:55

ATT. – 68,477

	MIAMI	NEW ORLEANS
First Downs/Total-Rush-Pass-Penalty	18/8-10-0	13/8-5-0
Third Down Efficiency	3-13/23.1	6-18/33.3
Total Yards-Plays-Average	301-66-4.6	220-65-3.4
Rushes-Yards-Average	35-148-4.2	31-124-4.0
Net Yards Passing-Sacked-Yards Lost	153-1-6	96-4-25
Passes Attempted-Completed-Intercepted	30-13-0	30-12-1
Punts/Number-Average	8-34.6	9-40.2
Penalties/Number-Yards	5-50	6-36

Fumbles/Number-Lost
Time of Possession

MIAMI
3-1
30:38

NEW ORLEANS
1-1
29:22

INDIVIDUAL STATISTICS

RUSHING – Miami: Edwards 11-56; Henry 11-54; Minor 9-46; R. Williams 1-(-1); Sheriff 3-(-7).

New Orleans: K. Carter 25-94; Bouman 1-16; Woodbury 2-8; Fenderson 2-6; Smith 1-0.

PASSING – Miami: Fiedler 5-2-0, 52 yards, 1 TD; Rosenfels 19-10-0, 103 yards, 2 TDs; Sheriff 6-1-0, 4 yards.
New Orleans: Brooks 1-0-0; Bouman 16-7-0, 90 yards, 1 TD; O'Sullivan 7-3-0, 18 yards; Woodbury 6-2-1, 13 yards.

RECEIVING – Miami: Battaglia 3-32; Newson 2-21; Chambers 1-38; Minor 1-19; Tolver 1-16; Thompson 1-14, 1 TD; Edwards 1-11; Simmons 1-6; O. Ayanbadejo 1-1, 1 TD; Lee 1-1, 1 TD.

New Orleans: K. Carter 3-26; M. Lewis 2-17, 1 TD; Gardner 2-12; Fenderson 2-9; D. Lewis 1-44; Kelly 1-15; Hilton 1-(-2).

INTERCEPTIONS – Miami: Banks 1-0 yards.

New Orleans: None.

SACKS – Miami: Grigsby 2; Banks 1; J. Williams 1.

New Orleans: Rodgers 1.

MISSED FIELD GOALS – Miami: Mare 51(S).

New Orleans: None.

ALL-TIME PRESEASON RESULTS

1966 (0-4)

DATE	SITE	ATT.	SCORE
8/6	at San Diego	25,712	San Diego 38, Miami 10
8/12	at Miami	36,366	Kansas City 33, Miami 0
8/20	at Jacksonville	11,000	N.Y. Jets 31, Miami 14
8/24	at Memphis	18,442	Denver 28, Miami 16

1967 (2-3)

DATE	SITE	ATT.	SCORE
7/29	at Akron	7,000	Miami 19, Denver 2
8/5	at Memphis	21,200	Miami 10, Buffalo 7
8/12	at Miami	35,871	San Diego 20, Miami 19
8/19	at Miami	50,822	Atlanta 27, Miami 17
9/2	at Charleston	11,214	New Orleans 20, Miami 17

1968 (2-2-1)

DATE	SITE	ATT.	SCORE
8/11	at Rochester	12,000	Miami 28, Buffalo 28
8/17	at Miami	41,909	Miami 23, Philadelphia 7
8/23	at Jacksonville	15,003	Boston 19, Miami 17
8/31	at Miami	63,202	Baltimore 22, Miami 13
9/7	at Miami	31,014	Miami 19, Atlanta 13

1969 (1-5)

DATE	SITE	ATT.	SCORE
8/2	at Tampa	32,932	Minnesota 45, Miami 10
8/9	at Miami	49,592	Chicago 16, Miami 10
8/16	at Miami	31,663	Philadelphia 14, Miami 10
8/23	at Cincinnati	24,127	Cincinnati 28, Miami 21
8/30	at Miami	52,680	Baltimore 23, Miami 10
9/6	at Birmingham	10,700	Miami 13, Boston 0

1970 (4-2)

DATE	SITE	ATT.	SCORE
8/8	at Jacksonville	11,800	Miami 16, Pittsburgh 10
8/15	at Miami	56,739	Miami 20, Cincinnati 10
8/22	at Miami	52,812	Miami 17, San Francisco 7
8/29	at Miami	73,533	Miami 20, Baltimore 13
9/5	at Tampa	32,601	Washington 26, Miami 21
9/12	at Miami	43,714	Atlanta 20, Miami 17

1971 (2-3-1)

DATE	SITE	ATT.	SCORE
8/7	at Miami	64,005	Cincinnati 27, Miami 10
8/13	at Miami	57,008	Miami 17, San Francisco 17
8/21	at Milwaukee	46,464	Green Bay 10, Miami 7
8/28	at Miami	59,567	Miami 28, Detroit 24
9/4	at Miami	57,173	Miami 27, Washington 10
9/11	at Minnesota	45,880	Minnesota 24, Miami 0

1972 (3-3)

DATE	SITE	ATT.	SCORE
8/5	at Detroit	53,194	Detroit 31, Miami 23
8/12	at Miami	73,525	Green Bay 14, Miami 13
8/19	at Cincinnati	55,808	Miami 35, Cincinnati 17
8/25	at Miami	73,470	Miami 24, Atlanta 10
8/31	at Washington	52,098	Washington 27, Miami 24
9/10	at Miami	75,826	Miami 21, Minnesota 19

1973 (4-2-1)

DATE	SITE	ATT.	SCORE
7/27	at Chicago	54,103	Miami 14, College All-Stars 3
8/4	at Miami	78,091	Miami 14, Cincinnati 13
8/11	at Miami	78,112	Miami 14, New Orleans 13
8/18	at Miami	78,590	Miami 9, Chicago 9
8/24	at Miami	78,618	Miami 17, Los Angeles 14
8/31	at Minnesota	45,894	Minnesota 20, Miami 17
9/6	at Dallas	58,656	Dallas 26, Miami 23

1974 (4-2)

DATE	SITE	ATT.	SCORE
8/3	at Cincinnati	37,925	Cincinnati 19, Miami 13
8/10	at Miami	55,073	Miami 45, New Orleans 20
8/19	at Miami	67,963	Miami 21, Minnesota 9
8/24	at Los Angeles	64,663	Los Angeles 31, Miami 13
8/30	at Miami	54,666	Miami 21, Green Bay 10
9/7	at Chicago	55,093	Miami 30, Chicago 7

1975 (5-1)

DATE	SITE	ATT.	SCORE
8/9	at Miami	55,567	Miami 7, Cincinnati 3
8/16	at Miami	52,923	Miami 20, Detroit 14
8/23	at New Orleans	59,646	Miami 20, New Orleans 10
9/1	at Minnesota	47,544	Minnesota 20, Miami 7
9/6	at Miami	51,861	Miami 21, Chicago 10
9/13	at Miami	52,835	Miami 31, N.Y. Giants 13

1976 (6-0)

DATE	SITE	ATT.	SCORE
7/31	at Miami	50,469	Miami 16, Minnesota 3
8/8	at Detroit	53,036	Miami 30, Detroit 21
8/14	at Miami	51,869	Miami 24, Philadelphia 16
8/21	at Tampa Bay	67,466	Miami 28, Tampa Bay 21
8/28	at Houston	43,146	Miami 10, Houston 6
9/4	at New Orleans	63,950	Miami 20, New Orleans 7

1977 (4-2)

DATE	SITE	ATT.	SCORE
8/6	at Tampa Bay	62,056	Miami 13, Tampa Bay 7
8/13	at Miami	43,282	Miami 27, Washington 15
8/20	at Dallas	57,482	Miami 20, Dallas 14
8/26	at Minnesota	47,678	Minnesota 33, Miami 7
9/3	at Miami	38,235	New Orleans 17, Miami 10
9/11	at N.Y. Giants	51,561	Miami 27, N.Y. Giants 21

1978 (4-1)

DATE	SITE	ATT.	SCORE
7/29	at Canton	18,355	Philadelphia 17, Miami 3
8/5	at Miami	45,068	Miami 28, St. Louis 7
8/12	at New Orleans	53,602	Miami 31, New Orleans 17
8/18	at Miami	52,851	Miami 30, Minnesota 22
8/25	at Tampa Bay	70,321	Miami 24, Tampa Bay 20

1979 (4-0)

DATE	SITE	ATT.	SCORE
8/3	at Miami	46,130	Miami 14, New Orleans 7
8/11	at Tampa Bay	70,631	Miami 13, Tampa Bay 7
8/18	at Minnesota	47,696	Miami 21, Minnesota 10
8/24	at Miami	47,951	Miami 14, Philadelphia 13

1980 (3-1)

DATE	SITE	ATT.	SCORE
8/10	at Miami	41,345	Miami 17, Detroit 7
8/18	at Seattle	63,757	Miami 24, Seattle 7
8/23	at Miami	41,986	Minnesota 17, Miami 10
8/29	at New Orleans	51,473	Miami 20, New Orleans 0

1981 (4-0)

DATE	SITE	ATT.	SCORE
8/8	at Minnesota	47,596	Miami 20, Minnesota 6
8/15	at Miami	41,502	Miami 24, Denver 14
8/22	at Detroit	54,676	Miami 31, Detroit 27
8/28	at Miami	41,290	Miami 31, Kansas City 7

1982 (2 -1-1)

DATE	SITE	ATT.	SCORE
8/14	at Miami	45,681	Miami 24, Washington 7
8/21	at Denver	74,465	Denver 17, Miami 14
8/28	at Kansas City	42,403	Miami 17, Kansas City 17 (OT)
9/3	at Miami	46,257	Miami 16, N.Y. Giants 13

1983 (2-2)

DATE	SITE	ATT.	SCORE
8/6	at Dallas	46,826	Dallas 20, Miami 17
8/13	at Miami	38,735	New Orleans 19, Miami 17
8/19	at Washington	54,750	Miami 38, Washington 7
8/26	at N.Y. Giants	58,732	Miami 24, N.Y. Giants 3

1984 (3-1)

DATE	SITE	ATT.	SCORE
8/4	at Miami	37,559	Miami 24, Indianapolis 3
8/11	at Minnesota	54,003	Miami 27, Minnesota 7
8/19	at L.A. Raiders	40,099	Miami 29, L.A. Raiders 23
8/24	at Tampa Bay	53,023	Tampa Bay 14, Miami 13

1985 (2-2)

DATE	SITE	ATT.	SCORE
8/10	at Miami	41,129	Minnesota 16, Miami 13 (OT)
8/17	at Miami	37,557	Miami 27, Buffalo 17
8/24	at L.A. Raiders	45,733	Miami 23, L.A. Raiders 17
8/30	at Atlanta	32,768	Atlanta 19, Miami 17

1986 (2-2)

DATE	SITE	ATT.	SCORE
8/9	at Minnesota	52,865	Minnesota 30, Miami 16
8/15	at Miami	50,815	Cleveland 17, Miami 10
8/23	at Philadelphia	51,635	Miami 20, Philadelphia 15
8/29	at Miami	45,766	Miami 21, Tampa Bay 3

1987 (2-2)

DATE	SITE	ATT.	SCORE
8/16	at Miami	63,451	Chicago 10, Miami 3
8/24	at Denver	74,288	Denver 31, Miami 28
8/29	at Philadelphia	38,728	Miami 35, Philadelphia 3
9/4	at Miami	66,236	Miami 34, Buffalo 20

1988 (2-3)

DATE	SITE	ATT.	SCORE
7/31	at London	70,535	Miami 27, San Francisco 21
8/6	at Chicago	60,386	Chicago 20, Miami 17
8/13	at Miami	51,270	Washington 27, Miami 10
8/19	at Miami	49,795	Miami 16, Denver 13 (OT)
8/26	at Minnesota	51,463	Minnesota 24, Miami 17

1989 (0-4)

DATE	SITE	ATT.	SCORE
8/14	at Miami	51,085	Chicago 28, Miami 20
8/19	at Jacksonville	56,712	Houston 26, Miami 10
8/25	at Washington	51,438	Washington 35, Miami 21
9/2	at Miami	41,748	Philadelphia 20, Miami 10

1990 (1-3)

DATE	SITE	ATT.	SCORE
8/11	at Chicago	56,449	Chicago 10, Miami 6
8/18	at Philadelphia	52,404	Philadelphia 23, Miami 14
8/25	at Miami	44,897	Miami 17, Denver 16
8/31	at Miami	44,689	Minnesota 20, Miami 17

1991 (3-2)

DATE	SITE	ATT.	SCORE
7/26	at Miami	49,939	Chicago 6, Miami 0
8/3	at Tokyo	51,122	Miami 19, L.A. Raiders 17
8/10	at Tampa Bay	51,387	Miami 29, Tampa Bay 13
8/19	at Denver	72,555	Denver 21, Miami 13
8/24	at Miami	44,099	Miami 28, New Orleans 24

1992 (3-2)

DATE	SITE	ATT.	SCORE
8/1	at Orlando	63,100	Miami 22, Washington 21
8/7	at Miami	50,803	Dallas 27, Miami 24
8/16	at Berlin	60,813	Miami 31, Denver 27
8/22	at Miami	42,136	Miami 22, Tampa Bay 7
8/27	at Baltimore	60,021	New Orleans 17, Miami 3

1993 (3-1)

DATE	SITE	ATT.	SCORE
8/6	at Atlanta	51,798	Miami 28, Atlanta 27
8/14	at Miami	49,896	Miami 19, Washington 10
8/20	at Denver	59,393	Denver 34, Miami 24
8/28	at Miami	43,233	Miami 23, N.Y. Giants 17

1994 (3-2)

DATE	SITE	ATT.	SCORE
7/30	at N.Y. Giants	61,720	Miami 20, N.Y. Giants 19
8/6	at Miami	47,244	Miami 24, Pittsburgh 14
8/13	at Milwaukee	52,759	Miami 31, Green Bay 24
8/20	at Miami	51,242	Tampa Bay 29, Miami 14
8/26	at Minnesota	46,933	Minnesota 31, Miami 16

1995 (1-3)

DATE	SITE	ATT.	SCORE
8/4	at Miami	51,745	Jacksonville 24, Miami 21
8/11	at Atlanta	42,579	Atlanta 37, Miami 0
8/19	at Miami	48,556	Miami 27, Washington 13
8/25	at Orlando	58,595	Tampa Bay 24, Miami 17

1996 (3-1)

DATE	SITE	ATT.	SCORE
8/3	at Miami	51,141	Miami 13, Tampa Bay 10
8/11	at Chicago	50,761	Chicago 24, Miami 21
8/19	at Miami	55,598	Miami 24, Minnesota 17
8/23	at Tampa Bay	40,137	Miami 19, Tampa Bay 7

1997 (3-2)

DATE	SITE	ATT.	SCORE
7/26	at Green Bay	59,089	Green Bay 20, Miami 0
8/4	at Mexico City	104,629	Miami 38, Denver 19
8/10	at Miami	57,782	Miami 21, Chicago 14
8/16	at Tampa Bay	35,024	Tampa Bay 24, Miami 10
8/21	at Miami	57,400	Miami 28, Washington 7

1998 (4-0)

DATE	SITE	ATT.	SCORE
8/8	at Washington	64,243	Miami 19, Washington 16
8/13	at Miami	59,184	Miami 14, Tampa Bay 13
8/23	at San Francisco	53,214	Miami 21, San Francisco 20
8/28	at Miami	61,915	Miami 21, Green Bay 7

1999 (2-2)

DATE	SITE	ATT.	SCORE
8/13	at Miami	59,972	New Orleans 26, Miami 14
8/21	at San Diego	64,537	Miami 13, San Diego 10
8/28	at Miami	61,066	Miami 31, Detroit 10
9/2	at Green Bay	59,810	Green Bay 25, Miami 17

2000 (3-1)

DATE	SITE	ATT.	SCORE
8/5	at Pittsburgh	45,871	Pittsburgh 13, Miami 10
8/10	at Miami	58,703	Miami 15, Tampa Bay 13
8/21	at Miami	60,287	Miami 17, Green Bay 14
8/25	at New Orleans	46,955	Miami 22, New Orleans 17

2001 (1-4)

DATE	SITE	ATT.	SCORE
8/6	at Canton, Ohio	22,736	St. Louis 17, Miami 10
8/13	at Tampa Bay	65,308	Miami 17, Tampa Bay 14
8/18	at Miami	58,854	San Diego 23, Miami 20 (OT)
8/25	at Green Bay	59,547	Green Bay 17, Miami 12
8/31	at Miami	60,136	Minnesota 20, Miami 7

2002 (2-2)

DATE	SITE	ATT.	SCORE
8/12	at Tampa Bay	65,008	Tampa Bay 14, Miami 10
8/15	at Miami	56,930	New Orleans 24, Miami 7
8/24	at Houston	69,432	Miami 24, Houston 3
8/29	at Miami	57,113	Miami 24, Chicago 22

2003 (2-2)

DATE	SITE	ATT.	SCORE
8/8	Miami	62,261	Tampa Bay 20, Miami 19
8/15	at Jacksonville	49,751	Jacksonville 27, Miami 23
8/22	Miami	59,093	Miami 30, Atlanta 21
8/28	at New Orleans	68,477	Miami 24, New Orleans 10

YEAR-BY-YEAR SCORES

● local TV blackout lifted (MN) = Monday night (TH) = Thursday night (SN) = Sunday night (FR) = Friday night

1966:**Won 3, Lost 11****Head Coach: George Wilson****Fourth (tied) - Eastern Division**

				DISTRIB	ACTUAL
9/2	OAKLAND	L	14-23	26,776	25,188
9/9	NEW YORK JETS	L	14-19	34,402	33,650
9/18	at Buffalo	L	24-58	37,546	37,176
10/2	at San Diego	L	10-44	26,451	26,444
10/9	at Oakland	L	10-21	30,787	28,863
10/16	DENVER	W	24-7	23,393	22,191
10/23	at Houston	W	20-13	23,173	21,999
11/6	BUFFALO	L	0-29	37,177	36,685
11/13	at Kansas City	L	16-34	34,063	33,733
11/20	at New York Jets	L	13-30	58,664	57,092
11/27	BOSTON	L	14-20	22,754	22,480
12/4	at Denver	L	7-17	32,592	32,116
12/11	KANSAS CITY	L	18-19	19,387	17,881
12/18	HOUSTON	W	29-28	20,045	19,274
				427,210	414,772

1967:**Won 4, Lost 10****Head Coach: George Wilson****Third (tied) - Eastern Division**

				DISTRIB	ACTUAL
9/17	DENVER	W	35-21	29,381	29,072
9/24	KANSAS CITY	L	0-24	36,272	33,280
10/1	at New York Jets	L	7-29	61,240	59,433
10/8	at Kansas City	L	0-41	45,291	42,920

10/15	at Boston	L	10-41	23,955	17,859
10/22	NEW YORK JETS	L	14-33	30,049	28,392
11/5	at Buffalo	L	13-35	31,622	30,950
11/12	at San Diego	L	0-24	34,761	32,395
11/19	at Oakland	L	17-31	37,295	33,753
11/26	BUFFALO	W	17-14	27,050	24,357
12/3	at Houston	L	14-17	21,865	20,979
12/10	SAN DIEGO	W	41-24	23,032	23,007
12/17	BOSTON	W	41-32	25,969	22,079
12/23	HOUSTON	L	10-41	31,121	29,628
				458,903	428,104

1968: Won 5, Lost 8, Tied 1
Third - Eastern Division

Head Coach: George Wilson

				DISTRIB	ACTUAL
9/14	HOUSTON	L	10-24	40,067	38,097
9/21	OAKLAND	L	21-47	30,021	28,751
9/28	KANSAS CITY	L	3-48	28,501	27,732
10/6	at Houston	W	24-7	36,109	35,424
10/12	BUFFALO	T	14-14	28,653	28,559
10/20	at Cincinnati	W	24-22	25,936	25,076
10/27	at Denver	L	14-21	44,115	43,411
11/3	at San Diego	L	28-34	37,281	31,686
11/10	at Buffalo	W	21-17	28,759	28,399
11/17	CINCINNATI	L	21-38	31,747	30,304
11/24	at Boston	W	34-10	18,305	13,646
12/1	at New York Jets	L	17-35	61,766	60,207
12/8	BOSTON	W	38-7	24,902	24,242
12/15	NEW YORK JETS	L	7-31	32,843	31,302
				469,005	446,836

1969: Won 3, Lost 10, Tied 1
Fifth - Eastern Division

Head Coach: George Wilson

				DISTRIB	ACTUAL
9/14	at Cincinnati	L	21-27	25,335	24,487
9/20	at Oakland	L	17-20	50,277	48,477
9/28	at Houston	L	10-22	41,086	40,387
10/4	OAKLAND	T	20-20	35,614	32,668
10/11	SAN DIEGO	L	14-21	34,585	33,073
10/19	at Kansas City	L	10-17	49,809	47,038
10/26	BUFFALO	W	24-6	39,837	39,194
11/2	at New York Jets	L	31-34	61,761	60,793
11/9	at Boston	W	17-16	19,821	10,665
11/16	at Buffalo	L	3-28	32,868	32,344
11/23	HOUSTON	L	7-32	27,218	27,114
11/30	Boston (at Tampa)	L	23-38	32,121	27,179
12/7	DENVER	W	27-24	25,332	24,972
12/14	NEW YORK JETS	L	9-27	48,108	42,148
				523,772	490,539

1970: Won 10, Lost 4
Second - Eastern Division

Head Coach: Don Shula

				DISTRIB	ACTUAL
9/20	at Boston	L	14-27	32,607	27,265
9/27	at Houston	W	20-10	39,840	38,779
10/3	OAKLAND	W	20-13	57,140	54,412
10/10	at New York Jets	W	20-6	62,712	61,801
10/18	at Buffalo	W	33-14	41,312	40,820
10/25	CLEVELAND	L	0-28	75,313	70,872
11/1	at Baltimore	L	0-35	60,240	59,305
11/8	at Philadelphia	L	17-24	58,171	53,149
11/15	NEW ORLEANS	W	21-10	42,866	41,557
11/22	BALTIMORE	W	34-17	67,699	63,362
11/30	at Atlanta (MN)	W	20-7	54,036	53,303
12/6	BOSTON	W	37-20	51,034	46,370
12/13	NEW YORK JETS	W	16-10	75,099	71,892
12/20	BUFFALO	W	45-7	70,990	64,957
				789,059	747,844

AMERICAN CONFERENCE PLAYOFF

12/27	at Oakland	L	14-21	54,401	52,594
-------	------------------	---	-------	--------	--------

1971: Won 10, Lost 3, Tied 1 **Head Coach: Don Shula**
First - Eastern Division

				DISTRIB	ACTUAL
9/19	at Denver	T	10-10	51,228	50,499
9/26	at Buffalo	W	29-14	45,139	44,626
10/3	NEW YORK JETS	L	10-14	70,670	67,161
10/10	at Cincinnati	W	23-13	60,099	59,090
10/17	NEW ENGLAND	W	41-3	58,822	56,222
10/24	at New York Jets	W	30-14	62,130	61,170
10/31	at Los Angeles	W	20-14	72,903	68,386
11/7	BUFFALO	W	34-0	61,016	57,748
11/14	PITTSBURGH	W	24-21	66,435	63,178
11/21	BALTIMORE	W	17-14	75,312	73,063
11/29	CHICAGO (MN)	W	34-3	75,312	73,071
12/5	at New England	L	13-34	61,457	60,110
12/11	at Baltimore	L	3-14	60,238	59,293
12/19	GREEN BAY	W	27-6	75,312	74,215
				896,073	867,832

AMERICAN CONFERENCE PLAYOFF

12/25	at Kansas City	W	27-24 (2 OT)	50,374	45,882
-------	----------------------	---	--------------	--------	--------

AMERICAN CONFERENCE CHAMPIONSHIP

1/2	BALTIMORE	W	21-0	78,939	78,629
-----	-----------------	---	------	--------	--------

SUPER BOWL VI AT NEW ORLEANS

1/16	Dallas	L	3-24	81,023	80,591
------	--------------	---	------	--------	--------

1972: Won 14, Lost 0 **Head Coach: Don Shula**
First- Eastern Division

				DISTRIB	ACTUAL
9/17	at Kansas City	W	20-10	79,829	78,736
9/24	HOUSTON	W	34-13	77,821	75,069
10/1	at Minnesota	W	16-14	47,900	45,766
10/8	at New York Jets	W	27-17	63,841	61,720
10/15	SAN DIEGO	W	24-10	80,010	78,212
10/22	BUFFALO	W	24-23	80,010	78,175
10/29	at Baltimore	W	23-0	60,000	59,303
11/5	at Buffalo	W	30-16	46,206	45,659
11/12	NEW ENGLAND	W	52-0	80,010	78,148
11/19	NEW YORK JETS	W	28-24	80,010	78,166
11/27	ST. LOUIS (MN)	W	31-10	80,010	78,190
12/3	at New England	W	37-21	60,999	60,144
12/10	at New York Giants	W	23-13	62,728	62,728
12/16	BALTIMORE	W	16-0	80,010	78,202
				979,384	958,218

AMERICAN CONFERENCE PLAYOFF

12/24	CLEVELAND	W	20-14	78,916	78,196
-------	-----------------	---	-------	--------	--------

AMERICAN CONFERENCE CHAMPIONSHIP

12/31	at Pittsburgh	W	21-17	50,845	50,350
-------	---------------------	---	-------	--------	--------

SUPER BOWL VII AT LOS ANGELES

1/14	Washington	W	14-7	90,182	85,462
------	------------------	---	------	--------	--------

1973: Won 12, Lost 2 **Head Coach: Don Shula**
First- Eastern Division

				DISTRIB	ACTUAL
9/16	● SAN FRANCISCO	W	21-13	78,768	68,275
9/23	at Oakland	L	7-12	74,121	74,044
9/30	● NEW ENGLAND	W	44-23	78,830	62,508
10/7	● NEW YORK JETS	W	31-3	78,821	63,850
10/15	● at Cleveland (MN)	W	17-9	78,424	72,070
10/21	● BUFFALO	W	27-6	78,738	65,241
10/28	● at New England	W	30-14	60,268	57,617
11/4	● at New York Jets	W	24-14	61,462	57,591
11/11	● BALTIMORE	W	44-0	78,854	60,332
11/18	● at Buffalo	W	17-0	79,401	77,138
11/22	● at Dallas	W	14-7	62,967	58,089
12/3	● PITTSBURGH (MN)	W	30-26	78,922	68,901
12/9	at Baltimore	L	3-16	57,834	41,005
12/15	● DETROIT	W	34-7	78,337	53,375
				1,025,747	880,036

AMERICAN CONFERENCE PLAYOFF

12/23	CINCINNATI	W	34-16	78,928	75,770
-------	------------------	---	-------	--------	--------

AMERICAN CONFERENCE CHAMPIONSHIP					
12/30	● OAKLAND	W	27-10	79,325	75,105
SUPER BOWL VIII AT HOUSTON					
1/13	Minnesota	W	24-7	71,882	68,142
1974:	Won 11, Lost 3			Head Coach: Don Shula	
	First - Eastern Division				
				DISTRIB	ACTUAL
9/15	at New England.....	L	24-34	55,006	54,193
9/22	● at Buffalo	W	24-16	79,463	78,990
9/29	at San Diego	W	28-21	45,098	44,706
10/7	● NEW YORK JETS (MN)...	W	21-17	78,219	61,527
10/13	● at Washington	L	17-20	54,395	54,395
10/20	KANSAS CITY	W	9-3	75,358	67,779
10/27	BALTIMORE	W	17-7	72,849	65,868
11/3	ATLANTA	W	42-7	74,935	64,399
11/10	at New Orleans	W	21-0	74,289	73,458
11/17	● BUFFALO	W	35-28	78,771	69,313
11/24	● at New York Jets	L	14-17	60,481	57,162
12/2	CINCINNATI (MN)	W	24-3	78,675	71,962
12/8	at Baltimore	W	17-16	40,911	34,420
12/15	● NEW ENGLAND	W	34-27	78,611	56,920
				947,061	855,092
AMERICAN CONFERENCE PLAYOFF					
12/21	at Oakland.....	L	26-28	53,023	52,817
1975:	Won 10, Lost 4			Head Coach: Don Shula	
	Second - Eastern Division				
				DISTRIB	ACTUAL
9/22	OAKLAND (MN).....	L	21-31	78,805	78,744
9/28	● at New England.....	W	22-14	61,279	60,602
10/5	● at Green Bay.....	W	31-7	56,267	55,270
10/12	PHILADELPHIA	W	24-16	62,925	60,127
10/19	● at New York Jets	W	43-0	60,471	47,191
10/26	● at Buffalo	W	35-30	79,429	79,080
11/2	at Chicago	W	46-13	56,577	51,298
11/9	NEW YORK JETS	W	27-7	75,631	72,896
11/16	● at Houston	L	19-20	50,494	48,892
11/23	BALTIMORE.....	L	17-33	67,029	61,986
12/1	NEW ENGLAND (MN)	W	20-7	68,480	61,963
12/7	BUFFALO.....	W	31-21	78,701	74,573
12/14	● at Baltimore	L	7-10 (OT)	59,808	59,398
12/20	DENVER	W	14-13	56,187	43,064
				912,083	855,084
1976:	Won 6, Lost 8			Head Coach: Don Shula	
	Third-Eastern Division				
				DISTRIB	ACTUAL
9/13	at Buffalo (MN).....	W	30-21	77,800	77,683
9/19	at New England.....	L	14-30	46,227	46,053
9/26	NEW YORK JETS	W	16-0	53,600	49,754
10/3	LOS ANGELES	L	28-31	65,314	60,753
10/10	● at Baltimore	L	14-28	59,295	58,832
10/17	KANSAS CITY	L	17-20 (OT)	50,471	43,325
10/24	at Tampa Bay	W	23-20	63,016	59,155
10/31	NEW ENGLAND	W	10-3	57,984	52,863
11/7	at New York Jets	W	27-7	58,882	53,344
11/14	● at Pittsburgh	L	3-14	49,813	48,945
11/22	BALTIMORE (MN).....	L	16-17	68,372	62,104
11/28	at Cleveland	L	13-17	76,562	74,715
12/5	BUFFALO	W	45-27	51,423	43,475
12/11	MINNESOTA	L	7-29	52,945	46,543
				831,704	777,544
1977:	Won 10, Lost 4			Head Coach: Don Shula	
	Second - Eastern Division				
				DISTRIB	ACTUAL
9/18	at Buffalo	W	13-0	78,048	76,097
9/25	at San Francisco	W	19-15	45,560	40,503
10/2	HOUSTON	W	27-7	50,764	49,619
10/9	at Baltimore	L	28-45	57,829	57,005

10/16	NEW YORK JETS	W	21-17	45,048	43,446
10/23	SEATTLE	W	31-13	38,967	29,858
10/30	SAN DIEGO	L	13-14	47,525	40,670
11/6	at New York Jets	W	14-10	53,698	51,582
11/13	NEW ENGLAND	W	17-5	67,907	67,502
11/20	● at Cincinnati	L	17-23	58,710	46,733
11/24	● at St. Louis	W	55-14	50,855	50,269
12/5	● BALTIMORE (MN).....	W	17-6	74,216	68,977
12/11	● at New England.....	L	10-14	61,279	61,064
12/17	BUFFALO	W	31-14	45,855	39,626
				776,261	722,951

1978: Won 11, Lost 5

Head Coach: Don Shula

Second - Eastern Division

				DISTRIB	ACTUAL
9/3	at New York Jets	L	20-33	53,941	49,598
9/10	at Baltimore	W	42-0	47,658	46,426
9/17	BUFFALO	W	31-24	51,362	48,373
9/24	● at Philadelphia	L	3-17	64,328	62,998
10/1	ST. LOUIS	W	24-10	47,650	43,882
10/9	CINCINNATI (MN).....	W	21-0	57,481	54,729
10/15	at San Diego	W	28-21	51,426	50,637
10/22	● at New England.....	L	24-33	61,297	60,424
10/29	BALTIMORE	W	26-8	55,783	53,524
11/5	● DALLAS	W	23-16	74,058	70,414
11/12	at Buffalo	W	25-24	50,110	48,623
11/20	● at Houston (MN).....	L	30-35	51,189	50,290
11/26	NEW YORK JETS	L	13-24	53,900	49,255
12/3	● at Washington	W	16-0	54,239	52,860
12/10	OAKLAND	W	23-6	73,889	73,003
12/18	NEW ENGLAND (MN)	W	23-3	73,945	72,071
				922,256	887,107

AFC WILD-CARD PLAYOFF

12/24	HOUSTON	L	9-17	72,445	70,036
-------	---------------	---	------	--------	--------

1979: Won 10, Lost 6

Head Coach: Don Shula

First - Eastern Division

				DISTRIB	ACTUAL
9/2	at Buffalo	W	9-7	70,841	69,441
9/9	SEATTLE	W	19-10	60,045	56,233
9/16	● at Minnesota	W	27-12	47,748	44,187
9/23	CHICAGO	W	31-16	66,598	66,011
9/30	at New York Jets	L	27-33	59,595	51,496
10/8	● at Oakland (MN).....	L	3-13	53,419	52,419
10/14	BUFFALO	W	17-7	54,062	45,597
10/21	● at New England	L	13-28	61,297	61,096
10/28	GREEN BAY	W	27-7	54,343	47,741
11/5	HOUSTON (MN)	L	6-9	73,900	70,273
11/11	BALTIMORE	W	19-0	56,884	50,193
11/18	at Cleveland	L	24-30 (OT)	81,300	80,374
11/25	at Baltimore	W	28-24	44,989	36,016
11/29	● NEW ENGLAND (TH)	W	39-24	73,628	69,174
12/9	at Detroit	W	28-10	79,073	78,087
12/15	NEW YORK JETS	L	24-27	58,620	49,915
				996,342	930,253

AMERICAN CONFERENCE PLAYOFF

12/30	● at Pittsburgh.....	L	14-34	50,320	50,214
-------	----------------------	---	-------	--------	--------

1980: Won 8, Lost 8

Head Coach: Don Shula

Third - Eastern Division

				DISTRIB	ACTUAL
9/7	at Buffalo	L	7-17	80,020	79,598
9/14	CINCINNATI	W	17-16	45,480	38,322
9/21	● at Atlanta	W	20-17	58,558	55,479
9/28	NEW ORLEANS.....	W	21-16	46,599	40,946
10/5	BALTIMORE	L	17-30	53,838	50,631
10/12	● at New England	L	0-34	60,392	60,377
10/19	BUFFALO	W	17-14	49,499	41,636
10/27	at New York Jets (MN)	L	14-17	59,677	53,046
11/2	at Oakland	L	10-16	47,274	46,378
11/9	● at Los Angeles	W	35-14	67,751	62,198

11/16	SAN FRANCISCO.....	W	17-13	50,219	45,135
11/20	SAN DIEGO (TH).....	L	24-27 (OT)	66,009	63,013
11/30	● at Pittsburgh.....	W	10-23	54,082	51,384
12/8	NEW ENGLAND (MN)	L	16-13 (OT)	63,936	63,292
12/14	at Baltimore	W	24-14	36,136	30,564
12/20	NEW YORK JETS.....	L	17-24	47,920	41,854
				887,390	823,853

1981: Won 11, Lost 4, Tied 1 **Head Coach: Don Shula**
First - Eastern Division

				DISTRIB	ACTUAL
9/6	at St. Louis	W	20-7	50,923	50,351
9/10	PITTSBURGH (TH).....	W	30-10	75,059	74,190
9/20	● at Houston	W	16-10	51,344	47,379
9/27	at Baltimore	W	31-28	42,452	41,630
10/4	NEW YORK JETS.....	T	28-28 (OT)	69,631	68,723
10/12	● at Buffalo (MN).....	L	21-31	79,275	78,576
10/18	WASHINGTON.....	W	13-10	51,710	47,367
10/25	● at Dallas	L	27-28	65,066	64,221
11/1	BALTIMORE	W	27-10	50,473	46,061
11/8	● at New England.....	W	30-27 (OT)	61,297	60,436
11/15	OAKLAND	L	17-33	66,359	61,777
11/22	● at New York Jets	L	15-16	60,370	59,962
11/30	● PHILADELPHIA (MN).....	W	13-10	73,916	67,797
12/6	NEW ENGLAND	W	24-14	54,326	50,421
12/13	at Kansas City	W	17-7	57,477	57,407
12/19	BUFFALO	W	16-6	73,629	72,956
				983,307	949,254

AMERICAN CONFERENCE PLAYOFF

1/2	● SAN DIEGO	L	38-41 (OT)	74,233	73,735
-----	-------------------	---	------------	--------	--------

1982: Won 7, Lost 2 **Head Coach: Don Shula**
Second (Tied) - American Football Conference

				DISTRIB	ACTUAL
9/12	at New York Jets	W	45-28	54,236	53,360
9/19	BALTIMORE	W	24-20	53,823	51,999
11/21	at Buffalo	W	9-7	54,475	52,945
11/29	at Tampa Bay (MN).....	L	17-23	70,686	54,854
12/5	MINNESOTA	W	22-14	50,474	45,721
12/12	at New England	L	0-3	33,293	25,716
12/18	NEW YORK JETS	W	20-19	67,825	67,702
12/27	BUFFALO (MN).....	W	27-10	75,051	73,924
1/2	at Baltimore	W	34-7	22,354	19,073
				482,217	445,294

Games Lost to Strike: at Green Bay (9/26), at Cincinnati (10/3), DETROIT (10/10), NEW ENGLAND (10/17), at L.A. Raiders (10/31), SAN DIEGO (MN, 11/8), CLEVELAND (11/14)

AMERICAN CONFERENCE PLAYOFF (first round)

1/8	NEW ENGLAND	W	28-13	70,881	68,842
-----	-------------------	---	-------	--------	--------

AMERICAN CONFERENCE PLAYOFF (second round)

1/16	● SAN DIEGO	W	34-13	73,772	71,383
------	-------------------	---	-------	--------	--------

AMERICAN CONFERENCE CHAMPIONSHIP

1/23	● NEW YORK JETS	W	14-0	74,918	67,396
------	-----------------------	---	------	--------	--------

SUPER BOWL XVII AT PASADENA

1/30	Washington	L	17-27		103,667
------	------------------	---	-------	--	---------

1983: Won 12, Lost 4 **Head Coach: Don Shula**
First - Eastern Division

				DISTRIB	ACTUAL
9/4	at Buffalo	W	12-0	80,020	78,715
9/11	NEW ENGLAND	W	34-24	62,309	59,343
9/19	at L.A. Raiders (MN)	L	14-27	60,696	57,796
9/25	KANSAS CITY	W	14-6	55,125	50,785
10/2	at New Orleans	L	7-17	71,081	66,489
10/9	BUFFALO	L	35-38 (OT)	62,716	59,948
10/16	at New York Jets	W	32-14	60,370	58,615
10/23	at Baltimore	W	21-7	45,768	32,343
10/30	L.A. RAMS	W	30-14	74,856	72,175
11/6	at San Francisco	W	20-17	61,047	57,832
11/13	at New England.....	L	6-17	61,150	60,771
11/20	BALTIMORE.....	W	37-0	59,736	54,482
11/28	● CINCINNATI (MN).....	W	38-14	75,007	74,506

12/4	at Houston.....	W	24-17	50,365	39,434
12/10	ATLANTA.....	W	31-24	62,552	56,725
12/16	NEW YORK JETS (FR) ...	W	34-14	75,057	59,975
				1,017,855	939,934

AMERICAN CONFERENCE PLAYOFF

12/31	SEATTLE.....	L	20-27	75,116	71,032
-------	--------------	---	-------	--------	--------

1984: Won 14, Lost 2 **Head Coach: Don Shula**
First - Eastern Division

				DISTRIB	ACTUAL
9/2	● at Washington	W	35-17	55,431	52,683
9/9	NEW ENGLAND	W	28-7	67,843	66,083
9/17	at Buffalo (MN)	W	21-17	66,317	65,455
9/23	INDIANAPOLIS	W	44-7	57,813	55,415
9/30	at St. Louis	W	36-28	48,605	46,991
10/7	● at Pittsburgh	W	31-7	59,103	59,103
10/14	HOUSTON	W	28-10	59,106	54,080
10/21	at New England.....	W	44-24	60,890	60,711
10/28	BUFFALO	W	38-7	61,897	58,824
11/4	at New York Jets	W	31-17	76,891	72,655
11/11	PHILADELPHIA	W	24-23	70,805	70,227
11/18	at San Diego	L	28-34 (OT)	60,234	53,041
11/26	NEW YORK JETS (MN)...	W	28-17	75,002	74,884
12/2	● L.A. RAIDERS	L	34-45	75,151	71,222
12/9	● at Indianapolis	W	35-17	60,695	60,411
12/17	● DALLAS (MN)	W	28-21	75,105	74,139
				1,030,888	995,924

AMERICAN CONFERENCE PLAYOFF

12/29	● SEATTLE.....	W	31-10	74,291	73,469
-------	----------------	---	-------	--------	--------

AMERICAN CONFERENCE CHAMPIONSHIP

1/6	● PITTSBURGH	W	45-28	76,029	76,029
-----	--------------------	---	-------	--------	--------

SUPER BOWL XIX AT PALO ALTO

1/20	San Francisco	L	16-38		84,059
------	---------------------	---	-------	--	--------

1985: Won 12, Lost 4 **Head Coach: Don Shula**
First - Eastern Division

				DISTRIB	ACTUAL
9/8	at Houston	L	23-26	50,157	47,656
9/15	INDIANAPOLIS	W	30-13	57,772	53,693
9/22	KANSAS CITY	W	31-0	72,238	69,791
9/29	● at Denver	W	30-26	75,100	73,614
10/6	● PITTSBURGH	W	24-20	75,070	72,820
10/14	● at New York Jets (MN)	L	7-23	76,891	73,807
10/20	TAMPA BAY	W	41-38	62,987	62,335
10/27	● at Detroit	L	21-31	80,638	75,291
11/3	● at New England.....	L	13-17	61,000	58,811
11/10	● NEW YORK JETS	W	21-17	75,275	73,695
11/17	● at Indianapolis	W	34-20	60,656	59,666
11/24	at Buffalo	W	23-14	53,529	50,474
12/2	● CHICAGO (MN)	W	38-24	75,594	75,594
12/8	● at Green Bay	W	34-24	56,860	52,671
12/16	● NEW ENGLAND (MN)	W	30-27	75,825	69,489
12/22	BUFFALO	W	28-0	65,686	64,811
				1,075,278	1,034,218

AMERICAN CONFERENCE PLAYOFF

1/4	● CLEVELAND.....	W	24-21	75,842	75,128
-----	------------------	---	-------	--------	--------

AMERICAN CONFERENCE CHAMPIONSHIP

1/12	● NEW ENGLAND	L	14-31	76,270	74,978
------	---------------------	---	-------	--------	--------

1986: Won 8, Lost 8 **Head Coach: Don Shula**
Third - Eastern Division

				DISTRIB	ACTUAL
9/7	● at San Diego	L	28-50	60,147	57,726
9/14	INDIANAPOLIS	W	30-10	58,442	51,848
9/21	● at New York Jets	L	45-51 (OT)	76,891	71,025
9/28	SAN FRANCISCO.....	L	16-31	74,730	70,264
10/5	● at New England.....	L	7-34	61,000	60,689
10/12	BUFFALO	W	27-14	59,089	49,467
10/19	● L.A. RAIDERS	L	28-30	75,284	53,421
10/26	● at Indianapolis	W	17-13	60,596	58,350
11/2	HOUSTON	W	28-7	56,321	43,804

11/10	● at Cleveland (MN)	L	16-26	79,793	77,949
11/16	● at Buffalo	W	34-24	80,290	76,474
11/24	● NEW YORK JETS (MN)...	W	45-3	76,254	70,206
11/30	ATLANTA.....	L	14-20	62,309	53,762
12/7	at New Orleans	W	31-27	69,136	64,761
12/14	● at L.A. Rams	W	37-31 (OT)	68,379	62,629
12/22	NEW ENGLAND (MN)	L	27-34	76,254	74,516
				1,094,915	996,891

1987: Won 8, Lost 7 Head Coach: Don Shula
Second (Tied) - Eastern Division

				DISTRIB	ACTUAL
9/13	● at New England.....	L	21-28	60,864	54,642
9/20	at Indianapolis	W	23-10	58,704	57,524
10/4	● at Seattle	L	20-24	32,056	19,448
10/11	KANSAS CITY	W	42-0	43,875	25,867
10/18	● at New York Jets	L	31-37 (OT)	39,000	18,249
10/25	BUFFALO	L	31-34 (OT)	70,592	61,295
11/1	PITTSBURGH	W	35-24	72,028	52,578
11/8	● at Cincinnati	W	20-14	59,931	53,840
11/15	INDIANAPOLIS	L	21-40	72,070	65,433
11/22	● at Dallas (SN).....	W	20-14	63,292	56,519
11/29	at Buffalo	L	0-27	72,350	68,055
12/7	● NEW YORK JETS (MN)...	W	37-28	72,672	62,592
12/13	● at Philadelphia	W	28-10	65,746	63,841
12/20	● WASHINGTON (SN)	W	23-21	72,743	65,715
12/28	● NEW ENGLAND (MN)	L	10-24	72,630	61,192
				928,553	786,790

Game Lost to Strike: NEW YORK GIANTS (9/27)

1988: Won 6, Lost 10 Head Coach: Don Shula
Fifth - Eastern Division

				DISTRIB	ACTUAL
9/4	● at Chicago	L	7-34	66,496	63,330
9/11	● at Buffalo	L	6-9	80,343	79,529
9/18	GREEN BAY	W	24-14	61,965	54,409
9/25	● at Indianapolis	L	13-15	60,577	59,638
10/2	MINNESOTA	W	24-7	65,757	59,867
10/9	at L.A. Raiders	W	24-14	55,178	50,751
10/16	SAN DIEGO	W	31-28	64,623	58,972
10/23	NEW YORK JETS	L	30-44	72,756	68,292
10/30	at Tampa Bay	W	17-14	74,314	67,352
11/6	● at New England.....	L	10-21	60,945	60,840
11/14	BUFFALO (MN).....	L	6-31	72,610	67,091
11/20	NEW ENGLAND (SN)	L	3-6	65,009	53,525
11/27	● at New York Jets	L	34-38	76,891	52,752
12/4	INDIANAPOLIS	L	28-31	61,613	45,236
12/12	CLEVELAND (MN)	W	38-31	71,518	61,884
12/18	● at Pittsburgh	L	24-40	59,000	36,051
				1,069,595	939,519

1989: Won 8, Lost 8 Head Coach: Don Shula
Second (Tied) - Eastern Division

				DISTRIB	ACTUAL
9/10	BUFFALO	L	24-27	58,373	54,541
9/17	at New England	W	24-10	58,089	57,043
9/24	NEW YORK JETS	L	33-40	67,673	65,908
10/1	at Houston	L	7-39	53,617	53,326
10/8	CLEVELAND	W	13-10 (OT)	64,542	58,444
10/15	● at Cincinnati	W	20-13	60,044	58,184
10/22	GREEN BAY	W	23-20	60,570	56,624
10/29	● at Buffalo	L	17-31	80,422	80,208
11/5	INDIANAPOLIS	W	19-13	57,916	52,680
11/12	● at New York Jets	W	31-23	76,891	65,923
11/19	at Dallas	W	17-14	58,738	56,044
11/26	PITTSBURGH	L	14-34	65,302	59,936
12/3	at Kansas City	L	21-26	56,004	54,610
12/10	NEW ENGLAND (SN).....	W	31-10	62,127	55,918
12/17	● at Indianapolis	L	13-42	60,643	55,665
12/24	KANSAS CITY	L	24-27	55,952	43,612
				996,903	928,666

1990: Won 12, Lost 4 **Head Coach: Don Shula**
Second - Eastern Division

				DISTRIB	ACTUAL
9/9	at New England	W	27-24	45,628	45,305
9/16	BUFFALO	W	30-7	68,490	68,142
9/23	● at New York Giants	L	3-20	77,186	76,483
9/30	● at Pittsburgh	W	28-6	59,000	54,691
10/7	NEW YORK JETS	W	20-16	71,835	69,678
10/18	NEW ENGLAND (TH)	W	17-10	65,017	62,630
10/28	● at Indianapolis	W	27-7	60,649	59,213
11/4	PHOENIX	W	23-3	57,652	54,924
11/11	● at New York Jets	W	17-3	76,891	68,362
11/19	● L.A. RAIDERS (MN)	L	10-13	72,393	70,553
11/25	at Cleveland	W	30-13	73,195	70,225
12/2	● at Washington	L	20-42	55,683	53,599
12/9	● PHILADELPHIA (SN)	W	23-20 (OT)	71,904	67,034
12/16	SEATTLE	W	24-17	61,843	57,851
12/23	● at Buffalo	L	14-24	80,433	80,235
12/30	INDIANAPOLIS	W	23-17	63,797	59,547
				1,061,596	1,018,472

AMERICAN CONFERENCE FIRST ROUND PLAYOFF

1/5	● KANSAS CITY	W	17-16	73,067	67,276
-----	---------------------	---	-------	--------	--------

AMERICAN CONFERENCE DIVISIONAL PLAYOFF

1/12	● at Buffalo	L	34-44	80,252	77,087
------	--------------------	---	-------	--------	--------

1991: Won 8, Lost 8 **Head Coach: Don Shula**
Second (Tied) - Eastern Division

				DISTRIB	ACTUAL
9/1	● at Buffalo	L	31-35	80,368	80,252
9/8	INDIANAPOLIS	W	17-6	55,076	51,155
9/15	at Detroit	L	13-17	59,693	56,896
9/22	GREEN BAY	W	16-13	57,799	56,583
9/29	● at New York Jets	L	23-41	76,891	71,170
10/6	at New England	W	20-10	55,075	49,749
10/13	● at Kansas City	L	7-42	77,865	76,021
10/20	HOUSTON	L	13-17	66,328	60,705
11/3	at Indianapolis	W	10-6	57,154	55,899
11/10	NEW ENGLAND (SN)	W	30-20	59,169	56,065
11/18	● BUFFALO (MN)	L	27-41	72,839	71,062
11/24	● at Chicago	W	16-13 (OT)	66,946	58,288
12/1	TAMPA BAY	W	33-14	59,393	51,036
12/9	CINCINNATI (MN)	W	37-13	64,844	60,616
12/15	at San Diego	L	30-38	53,140	47,731
12/22	● NEW YORK JETS	L	20-23 (OT)	72,487	69,636
				1,035,067	972,864

1992: Won 11, Lost 5 **Head Coach: Don Shula**
First - Eastern Division

				DISTRIB	ACTUAL
9/14	at Cleveland (MN)	W	27-23	76,910	74,765
9/20	L.A. RAMS	W	26-10	59,892	55,945
9/27	● at Seattle	W	19-17	65,879	59,374
10/4	● at Buffalo	W	37-10	80,404	80,368
10/11	ATLANTA	W	21-17	71,646	68,633
10/18	NEW ENGLAND	W	38-17	61,120	57,282
10/25	INDIANAPOLIS	L	20-31	62,515	61,117
11/1	● at New York Jets	L	14-26	76,891	69,313
11/8	at Indianapolis	W	28-0	61,046	59,892
11/16	● BUFFALO (MN)	L	20-26	72,460	70,629
11/22	● HOUSTON	W	19-16	72,009	63,597
11/29	● at New Orleans	L	13-24	68,591	68,591
12/6	● at San Francisco	L	3-27	66,461	58,474
12/14	● L.A. RAIDERS (MN)	W	20-7	72,220	67,098
12/20	● NEW YORK JETS (SN) ...	W	19-17	72,133	68,275
12/27	at New England	W	16-13 (OT)	43,137	34,726
				1,083,314	1,018,079

AMERICAN CONFERENCE DIVISIONAL PLAYOFF

1/10	● SAN DIEGO	W	31-0	72,625	71,224
------	-------------------	---	------	--------	--------

AMERICAN CONFERENCE CHAMPIONSHIP

1/17	● BUFFALO	L	10-29	72,996	72,703
------	-----------------	---	-------	--------	--------

1993: Won 9, Lost 7 Head Coach: Don Shula
Second - Eastern Division

				DISTRIB	ACTUAL
9/5	at Indianapolis	W	24-20	54,249	51,858
9/12	NEW YORK JETS	L	14-24	73,150	70,314
9/26	● at Buffalo	W	22-13	80,076	79,635
10/4	● WASHINGTON (MN)	W	17-10	73,672	68,568
10/10	● at Cleveland	W	24-14	78,512	78,138
10/24	INDIANAPOLIS (SN)	W	41-27	61,209	57,301
10/31	● KANSAS CITY	W	30-10	73,886	67,765
11/7	● at New York Jets	L	10-27	77,289	71,306
11/14	● at Philadelphia	W	19-14	66,552	64,213
11/21	NEW ENGLAND	W	17-13	65,929	59,982
11/25	● at Dallas	W	16-14	60,198	60,198
12/5	● NEW YORK GIANTS	L	14-19	74,444	72,161
12/13	● PITTSBURGH (MN)	L	20-21	73,882	70,232
12/19	● BUFFALO	L	34-47	74,504	71,597
12/27	● at San Diego (MN)	L	20-45	63,349	60,311
1/2	● at New England	L	27-33 (OT)	60,290	53,883
				1,111,191	1,057,462

1994: Won 10, Lost 6 Head Coach: Don Shula
First - Eastern Division

				DISTRIB	ACTUAL
9/4	NEW ENGLAND	W	39-35	73,821	71,023
9/11	● Green Bay (at Mil.)	W	24-14	56,051	55,011
9/18	● NEW YORK JETS	W	28-14	73,925	68,977
9/25	● at Minnesota	L	35-38	64,035	64,035
10/2	● at Cincinnati (SN)	W	23-7	59,943	55,056
10/9	● at Buffalo	L	11-21	79,583	79,491
10/16	● L.A. RAIDERS	W	20-17 (OT)	74,207	70,112
10/30	● at New England	W	23-3	60,292	59,167
11/6	INDIANAPOLIS	W	22-21	74,028	71,158
11/13	● CHICAGO	L	14-17	74,340	64,871
11/20	● at Pittsburgh	L	13-16 (OT)	59,148	59,148
11/27	● at New York Jets	W	28-24	77,716	75,606
12/4	● BUFFALO (SN)	L	31-42	74,436	69,358
12/12	● KANSAS CITY (MN)	W	45-28	74,421	71,578
12/18	● at Indianapolis	L	6-10	60,714	58,867
12/25	● DETROIT (SN)	W	27-20	74,302	70,980
				1,110,962	1,064,438

AMERICAN CONFERENCE FIRST-ROUND PLAYOFF

12/31	● KANSAS CITY	W	27-17	74,248	69,757
-------	---------------------	---	-------	--------	--------

AMERICAN CONFERENCE DIVISIONAL PLAYOFF

1/8	● at San Diego	L	21-22	63,682	63,381
-----	----------------------	---	-------	--------	--------

1995: Won 9, Lost 7 Head Coach: Don Shula
Second (Tied) - Eastern Division

				DISTRIB	ACTUAL
9/3	● NEW YORK JETS	W	52-14	74,900	71,317
9/10	● at New England	W	20-3	60,292	60,239
9/18	● PITTSBURGH (MN)	W	23-10	75,186	72,874
10/1	● at Cincinnati	W	26-23	56,448	52,671
10/8	● INDIANAPOLIS	L	24-27 (OT)	75,181	68,471
10/15	at New Orleans	L	30-33	64,529	55,628
10/22	● at N.Y. Jets	L	16-17	77,716	67,228
10/29	● BUFFALO	W	23-6	75,224	71,060
11/5	● at San Diego (SN)	W	24-14	63,199	61,996
11/12	● NEW ENGLAND	L	17-34	75,378	70,399
11/20	● SAN FRANCISCO (MN)	L	20-44	75,557	73,080
11/26	● at Indianapolis	L	28-36	60,902	60,414
12/3	● ATLANTA	W	21-20	75,217	63,395
12/11	● KANSAS CITY (MN)	W	13-6	75,311	70,321
12/17	● at Buffalo	L	20-23	79,703	79,531
12/24	● at St. Louis	W	41-22	65,728	63,876
				1,129,674	1,062,500

AMERICAN CONFERENCE FIRST-ROUND PLAYOFF

12/30	● at Buffalo	L	22-37	79,671	73,103
-------	--------------------	---	-------	--------	--------

1996: Won 8, Lost 8
Fourth - Eastern Division

Head Coach: Jimmy Johnson

				DISTRIB	ACTUAL
9/1	● NEW ENGLAND	W	24-10	74,855	71,542
9/8	at Arizona (SN)	W	38-10	57,988	55,444
9/15	● NEW YORK JETS	W	36-27	75,103	68,137
9/23	● at Indianapolis (MN)	L	6-10	61,393	60,891
10/6	● SEATTLE	L	15-22	75,224	59,539
10/13	● at Buffalo	W	21-7	79,803	79,642
10/20	● at Philadelphia	L	28-35	66,890	66,240
10/27	● DALLAS	L	10-29	75,651	75,283
11/3	● at New England	L	23-42	60,292	58,942
11/10	● INDIANAPOLIS	W	37-13	75,387	66,623
11/17	at Houston	W	23-20	48,890	47,358
11/25	● PITTSBURGH (MN)	L	17-24	75,507	73,489
12/1	● at Oakland	L	7-17	61,436	60,591
12/8	● NEW YORK GIANTS	L	7-17	75,234	63,889
12/16	● BUFFALO (MN)	W	16-14	75,388	67,016
12/22	● at New York Jets	W	31-28	77,716	47,271
				1,115,257	1,022,297

1997: Won 9, Lost 7
Second - Eastern Division

Head Coach: Jimmy Johnson

					PAID
8/31	INDIANAPOLIS	W	16-10		70,813
9/7	TENNESSEE	W	16-13 (OT)		64,439
9/14	● at Green Bay	L	18-23		60,075
9/21	● at Tampa Bay (SN)	L	21-31		73,314
10/5	● KANSAS CITY	W	17-14		71,794
10/12	● at New York Jets	W	31-20		75,601
10/19	● at Baltimore	W	24-13		64,354
10/27	● CHICAGO (MN)	L	33-36 (OT)		73,156
11/2	● at Buffalo	L	6-9		78,011
11/9	● NEW YORK JETS	W	24-17		73,089
11/17	● BUFFALO (MN)	W	30-13		74,155
11/23	● at New England	L	24-27		59,002
11/30	at Oakland	W	34-16		50,569
12/7	● DETROIT (SN)	W	33-30		72,266
12/14	● at Indianapolis	L	0-41		61,282
12/22	● NEW ENGLAND (MN)	L	12-14		74,379
					1,095,669

AMERICAN CONFERENCE FIRST-ROUND PLAYOFF

12/28	● at New England	L	3-17		60,041
-------	------------------------	---	------	--	--------

1998: Won 10, Lost 6
Second - Eastern Division

Head Coach: Jimmy Johnson

					PAID
9/6	● at Indianapolis	W	24-15		65,087
9/13	● BUFFALO	W	13-7		73,097
9/20	● PITTSBURGH	W	21-0		73,948
10/4	● at N.Y. Jets	L	9-20		75,257
10/12	● at Jacksonville (MN)	L	21-28		74,051
10/18	ST. LOUIS	W	14-0		65,418
10/25	● NEW ENGLAND	W	12-9 (OT)		73,973
11/1	● at Buffalo	L	24-30		79,011
11/8	● INDIANAPOLIS	W	27-14		73,400
11/15	at Carolina	W	13-9		67,887
11/23	● at New England (MN)	L	23-26		58,729
11/29	● NEW ORLEANS	W	30-10		73,216
12/6	at Oakland	W	27-17		61,254
12/13	● N.Y. JETS (SN)	L	16-21		74,369
12/21	● DENVER (MN)	W	31-21		74,363
12/ 27	● at Atlanta	L	16-38		69,754
					1,132,814

AMERICAN CONFERENCE FIRST-ROUND PLAYOFF

1/2	● BUFFALO	W	24-17		72,698
-----	-----------------	---	-------	--	--------

AMERICAN CONFERENCE DIVISIONAL PLAYOFF

1/9	● at Denver	L	3-38		75,729
-----	-------------------	---	------	--	--------

1999: Won 9, Lost 7
Second - Eastern Division

Head Coach: Jimmy Johnson

				PAID
9/13	● at Denver (MN)	W	38-21	75,623
9/19	● ARIZONA	W	19-16	73,618
10/4	● BUFFALO (MN)	L	18-23	74,073
10/10	● at Indianapolis	W	34-31	56,810
10/17	● at New England	W	31-30	60,006
10/24	● PHILADELPHIA	W	16-13	73,975
10/31	at Oakland	W	16-9	61,556
11/7	● TENNESSEE (SN)	W	17-0	74,109
11/14	● at Buffalo	L	3-23	72,810
11/21	● NEW ENGLAND	W	28-17	74,295
11/25	● at Dallas	L	0-20	64,328
12/5	● INDIANAPOLIS	L	34-37	74,096
12/12	● at New York Jets	L	20-28	78,246
12/19	● SAN DIEGO	W	12-9	73,765
12/27	● NEW YORK JETS (MN) ...	L	31-38	74,230
1/2	● at Washington	L	10-21	78,106
				1,139,646

AMERICAN CONFERENCE FIRST-ROUND PLAYOFF

1/9	● at Seattle	W	20-17	66,170
-----	--------------------	---	-------	--------

AMERICAN CONFERENCE DIVISIONAL PLAYOFF

1/15	● at Jacksonville	L	7-62	75,173
------	-------------------------	---	------	--------

2000: Won 11, Lost 5
First - Eastern Division

Head Coach: Dave Wannstedt

				PAID
9/3	● SEATTLE	W	23-0	72,949
9/10	● at Minnesota	L	7-13	64,112
9/17	● BALTIMORE (SN)	W	19-6	73,464
9/24	● NEW ENGLAND	W	10-3	73,344
10/1	at Cincinnati	W	31-16	61,535
10/8	● BUFFALO	W	22-13	73,901
10/23	● at New York Jets (MN)	L	37-40 (OT)	78,389
10/29	● GREEN BAY	W	28-20	73,740
11/5	● at Detroit	W	23-8	77,813
11/12	● at San Diego	W	17-7	56,896
11/19	● NEW YORK JETS	L	3-20	74,320
11/26	● at Indianapolis	W	17-14	56,935
12/3	● at Buffalo	W	33-6	73,002
12/10	● TAMPA BAY	L	13-16	74,307
12/17	● INDIANAPOLIS	L	13-20	73,884
12/24	● at New England	W	27-24	60,292
				1,118,883

AMERICAN CONFERENCE FIRST-ROUND PLAYOFF

12/30	INDIANAPOLIS	W	23-17 (OT)	73,193
-------	--------------------	---	------------	--------

AMERICAN CONFERENCE DIVISIONAL PLAYOFF

1/6	● at Oakland	L	0-27	61,998
-----	--------------------	---	------	--------

2001: Won 11, Lost 5
Second - Eastern Division

Head Coach: Dave Wannstedt

				PAID
9/9	● at Tennessee (SN)	W	31-23	68,798
9/23	● OAKLAND	W	18-15	73,404
9/30	● at St. Louis	L	10-42	66,046
10/7	● NEW ENGLAND	W	30-10	73,024
10/14	● at New York Jets	L	17-21	78,823
10/28	at Seattle	W	24-20	59,108
11/4	● CAROLINA	W	23-6	72,597
11/11	● at Indianapolis	W	27-24	57,127
11/18	● NEW YORK JETS	L	0-24	74,259
11/25	at Buffalo	W	34-27	73,063
12/2	● DENVER	W	21-10	73,938
12/10	● INDIANAPOLIS (MN)	W	41-6	73,858
12/16	● at San Francisco	L	0-21	68,223
12/22	● at New England	L	13-20	60,292
12/30	● ATLANTA	W	21-14	73,619
1/6	● BUFFALO	W	34-7	73,428
				1,118,883

AMERICAN CONFERENCE FIRST-ROUND PLAYOFF

1/13	BALTIMORE.....	L	3-20	72,251
2002:	Won 9, Lost 7			Head Coach: Dave Wannstedt
	Third - Eastern Division			

				PAID
9/8	● DETROIT	W	49-21	72,216
9/15	● at Indianapolis	W	21-13	56,650
9/22	● NEW YORK JETS.....	W	30-3	73,426
9/29	● at Kansas City	L	30-48	78,178
10/6	● NEW ENGLAND	W	26-13	73,369
10/13	● at Denver (SN)	W	24-22	75,941
10/20	● BUFFALO	L	10-23	73,180
11/4	● at Green Bay (MN)	L	10-24	63,284
11/10	● at New York Jets (SN)	L	10-13	78,920
11/17	● BALTIMORE	W	26-7	73,013
11/24	● SAN DIEGO	W	30-3	73,138
12/1	● at Buffalo	L	21-38	73,287
12/9	● CHICAGO (MN)	W	27-9	73,609
12/15	● OAKLAND	W	23-17	73,572
12/21	● at Minnesota	L	17-20	64,285
12/29	● at New England	L	24-27 (OT)	68,436
				1,144,504

2003:	Won 10, Lost 6			Head Coach: Dave Wannstedt
	Second - Eastern Division			

				PAID
9/7	● HOUSTON	L	20-21	73,010
9/14	● at New York Jets	W	21-10	77,461
9/21	● BUFFALO (SN)	W	17-7	73,458
10/5	● at New York Giants	W	23-10	78,863
10/12	● at Jacksonville	W	24-10	66,437
10/19	● NEW ENGLAND	L	13-19 (OT)	73,650
10/27	● San Diego (at Tempe) (MN)	W	26-10	73,014
11/2	● INDIANAPOLIS	L	17-23	73,258
11/9	● at Tennessee	L	7-31	68,809
11/16	● BALTIMORE	W	9-6 (OT)	73,333
11/23	● WASHINGTON (SN)	W	24-23	73,578
11/27	● at Dallas	W	40-21	64,110
12/7	● at New England	L	0-12	68,436
12/15	● PHILADELPHIA (MN)	L	27-34	73,780
12/21	● at Buffalo	W	20-3	73,319
12/28	● NEW YORK JETS.....	W	23-21	73,720
				1,158,236

DUAL 100-YARD RUSHING GAMES

In the 38-year history of the franchise, the Dolphins have had four dual 100-yard rushing games. Two of these were accounted for by the tandem of Larry Csonka and Jim Kiick (both in 1971). The most recent game in which the Dolphins had two runners surpass the 100-yard mark occurred on October 5, 1975 at Green Bay when Mercury Morris rushed for 125 yards on 31 attempts, while Don Nottingham ran for 102 yards and three touchdowns on 21 carries.

1-2 PUNCH

In 2003, Adewale Ogunleye led the AFC in sacks with 15, while Jason Taylor finished right behind with 13. It marked just the third time since sacks became an official statistic in 1982 that teammates finished 1-2 in a conference in sacks, and the second time that a Dolphins tandem has accomplished the feat. In 2000, Trace Armstrong topped the AFC with 16.5 sacks while Taylor tallied 14.5, good for second. The first duo to achieve this was Carolina's Kevin Greene and Lamar Lathon, who registered 14.5 and 13.5, respectively, in 1996.

1966 FINAL STATISTICS (3-11)

DATE	OPPONENT	SCORE	W/L	ATT.
9/2	OAKLAND	14-23	L	25,188
9/9	NEW YORK	14-19	L	33,650
9/18	at Buffalo	24-58	L	37,176
10/2	at San Diego	10-44	L	26,444
10/9	at Oakland	10-21	L	28,863
10/16	DENVER	24-7	W	22,191
10/23	at Houston	20-13	W	21,999
11/6	BUFFALO	0-29	L	36,685
11/13	at Kansas City	16-34	L	33,733
11/20	at New York	13-30	L	57,092
11/27	BOSTON	14-20	L	22,480
12/4	at Denver	7-17	L	32,116
12/11	KANSAS CITY	18-19	L	17,881
12/18	HOUSTON	29-28	W	19,274

TEAM STATISTICS	MIA.	OPP.
TOTAL FIRST DOWNS	200	237
By Rushing	75	83
By Passing	103	140
By Penalty	22	14
TOTAL NET YARDS	3458	4611
Average Per Game	247.0	329.4
Total Plays	884	857
Average Per Play	3.9	5.4
NET YARDS RUSHING	1410	1510
Average Per Game	100.7	107.9
Total Rushes	394	416
NET YARDS PASSING	2048	3101
Average Per Game	146.3	221.5
Tackled/Yards Lost	36/326	16/180
Gross Yards	2374	3281
Attempts/Completions	454/179	425/198
Completion Percentage	39.4	46.6
Had Intercepted	32	31
PUNTS/AVERAGE	82/39.4	64/43.9
PENALTIES/YARDS	70/630	81/862
FUMBLES/BALL LOST	29/10	25/15
TOUCHDOWNS	26	44
By Rushing	5	15
By Passing	16	25
By Returns	5	4

Score By Quarters	1	2	3	4	Total
DOLPHINS	39	64	24	86	213
OPPONENTS	64	131	83	84	362

RUSHING	NO.	YDS.	AVG.	LG	TD
Auer	121	416	3.4	41	4
Gilchrist	72	262	3.6	22	0
Joe	71	232	3.3	14	0
Wilson	27	137	5.1	37	0
Casares	43	135	3.1	10	0
Price	31	107	3.4	14	0
Chesher	16	74	4.6	19	0
Jackson	2	22	11.0	24	0
Stofa	3	17	5.7	14	0
Wood	5	6	1.2	7	1
Norton	3	2	0.6	3	0
DOLPHINS	394	1410	3.6	41	5
OPPONENTS	416	1510	3.6	50	15

RECEIVING	NO.	YDS.	AVG.	LG	TD
Kocourek	27	320	11.9	43	2
Roberson	26	519	20.0	80	2
Auer	22	263	12.0	27	4
Noonan	17	224	13.2	35	1

PASSING	ATT.	COMP.	YDS.	PCT.	TD	INT.	LG	SCK/LST	RATING
Wood	230	83	993	36.1	4	14	71	20/207	30.5
Wilson	112	46	764	41.1	5	10	80t	11/77	42.4
Stofa	57	29	425	50.9	4	2	48	3/29	84.3
Norton	55	21	192	38.2	3	6	43	2/13	27.0
DOLPHINS	454	179	2374	39.4	16	32	80t	36/326	39.1
OPPONENTS	425	198	3281	46.6	25	32	89t	16/180	61.3

Jackson	16	317	19.8	48	2
Joe	13	116	8.9	67	1
Gilchrist	13	110	8.5	22	1
Roderick	11	156	14.2	64	1
Twilley	10	128	12.8	20	0
Casares	8	45	5.6	20	1
Cronin	7	83	11.9	25	1
Mingo	3	40	13.3	21	0
Moreau	2	15	7.5	9	0
Price	2	14	7.0	9	0
Matthews	1	20	20.0	20	0
Chesher	1	4	4.0	4	0
DOLPHINS	179	2374	13.3	80t	16
OPPONENTS	198	3281	16.6	89t	25

INTERCEPTIONS	NO.	YDS.	AVG.	LG	TD
West	8	62	7.8	27	0
Warren	5	198	39.6	70t	1
Westmoreland	4	104	26.0	42	1
Erlandson	3	31	10.3	26t	1
Jaquess	3	27	9.0	27t	1
McDaniel	2	20	10.0	20	0
McGeever	2	15	7.5	15	0
Faison	1	26	26.0	26	0
Neff	1	22	22.0	22	0
Emanuel	1	14	14.0	14	0
Rudolph	1	3	3.0	3	0
DOLPHINS	31	522	16.8	70t	4
OPPONENTS	32	370	11.6	60t	1

PUNTING	NO.	YDS.	AVG.	LG	BK
Wilson	42	1772	42.1	63	1
McDaniel	32	1222	38.2	54	0
Chesher	7	233	33.3	39	0
DOLPHINS	82	3227	39.4	63	1
OPPONENTS	64	2809	43.9	70	0

PUNT RET.	NO.	YDS.	AVG.	LG	TD
Neff	10	60	6.0	15	0
Auer	5	99	19.8	56	0
Matthews	4	38	9.5	19	0
Jackson	2	7	3.5	7	0
DOLPHINS	21	204	9.7	56	0
OPPONENTS	40	412	10.3	72t	1

KICKOFF RET.	NO.	YDS.	AVG.	LG	TD
Auer	28	698	24.9	95t	1
Neff	15	376	25.1	90	0
Matthews	5	109	21.8	29	0
Hunter	5	84	16.8	29	0
Jaquess	5	77	15.4	23	0
Jackson	4	105	26.3	34	0
Roderick	1	17	17.0	17	0
Branch	1	15	15.0	15	0
Bruggers	1	3	3.0	3	0
Noonan	0	23	-	23	0
DOLPHINS	65	1507	23.2	95t	1
OPPONENTS	46	939	43.9	96t	1

SCORING	Ru	Pa	Rt	PAT	FG	S	2	TP
Auer	4	4	1	0	0	0	0	54
Mingo	0	0	0	23	23/10	22	0	53
Jackson	0	2	0	0	0	0	0	12
Kocourek	0	2	0	0	0	0	0	12
Roberson	0	2	0	0	0	0	0	12

Joe	0	1	0	0	0	0	1	8
Casares	0	1	0	0	0	0	0	6
Cronin	0	1	0	0	0	0	0	6
Erlandson	0	0	1	0	0	0	0	6
Gilchrist	0	1	0	0	0	0	0	6
Jaquess	0	0	1	0	0	0	0	6
Noonan	0	1	0	0	0	0	0	6
Roderick	0	1	0	0	0	0	0	6
Warren	0	0	1	0	0	0	0	6
Westmoreland	0	0	1	0	0	0	0	6
Wood	1	0	0	0	0	0	0	6
Wilson	0	0	0	0	0	0	1	2
DOLPHINS	5	16	5	23/23	10/22	0	1	213
OPPONENTS	15	25	4	38/42	18/36	2	1	362

FIELD GOALS	1-19	20-29	30-39	40-49	50+
Mingo	2/3	4/6	1/3	3/8	0/2
DOLPHINS	2/3	4/6	1/3	3/8	0/2
OPPONENTS	3/4	7/12	4/8	3/9	1/3

TWO-POINT CONVERSIONS
Joe 1, Wilson 1.
DOLPHINS 2-3, OPPONENTS 1-2

USUAL STARTERS	
OFFENSE	
WR	Frank Jackson (7)
	*John Roderick (4)
	Karl Noonan (3)
LT	Maxie Williams (14)
LG	Ernie Park (11)
C	Tom Goode (13)
RG	Billy Neighbors (10)
RT	Norm Evans (12)
TE	Dave Kocourek (14)
WR	Bo Roberson (8)
	Karl Noonan (4)
QB	George Wilson, Jr. (7)
	Dick Wood (4)
RB	Joe Auer (14)
FB	Billy Joe (7)
	Cookie Gilchrist (5)

DEFENSE	
LDE	Ed Cooke (13)
LDT	Tom Nomina (11)
RDT	Rich Zecher (9)
RDE	LaVerne Torczon (13)
LLB	Tom Erlandson (14)
MLB	*Frank Emanuel (11)
RLB	Wahoo McDaniel (8)
	Jack Rudolph (4)
LCB	Jimmy Warren (14)
RCB	Dick Westmoreland (14)
SS	Pete Jaquess (9)
FS	Willie West (14)

boldface indicates Pro Bowl performer
* indicates rookie

1967 FINAL STATISTICS (4-10)

DATE	OPPONENT	SCORE	W/L	ATT.
9/17	DENVER	35-21	W	29,072
9/24	KANSAS CITY	0-24	L	33,280
10/1	at New York	7-29	L	59,433
10/8	at Kansas City	0-41	L	42,920
10/15	at Boston	10-41	L	17,859
10/22	NEW YORK	14-33	L	28,392
11/5	at Buffalo	13-35	L	30,950
11/12	at San Diego	0-24	L	32,395
11/19	at Oakland	17-31	L	33,753
11/26	BUFFALO	17-14	W	24,357
12/3	at Houston	14-17	L	20,979
12/10	SAN DIEGO	41-24	W	23,007
12/17	BOSTON	41-32	W	22,079
12/23	HOUSTON	10-41	L	29,628

TEAM STATISTICS	MIA.	OPP.
TOTAL FIRST DOWNS	212	269
By Rushing	65	106
By Passing	123	142
By Penalty	24	21
TOTAL NET YARDS	3659	4980
Average Per Game	261.4	355.7
Total Plays	847	843
Average Per Play	4.3	5.9
NET YARDS RUSHING	1323	2145
Average Per Game	94.5	153.2
Total Rushes	326	466
NET YARDS PASSING	2336	2835
Average Per Game	166.9	202.5
Tackled/Yards Lost	41/405	28/247
Gross Yards	2741	3082
Attempts/Completions	480/229	349/188
Completion Percentage ..	47.7	53.8
Had Intercepted	28	28
PUNTS/AVERAGE	70/41.6	52/41.1
PENALTIES/YARDS	53/490	59/691
FUMBLES/BALL LOST	36/16	19/8
TOUCHDOWNS	28	53
By Rushing	10	18
By Passing	16	31
By Returns	2	4

Score By Quarters	1	2	3	4	Total
DOLPHINS	27	75	52	65	- 219
OPPONENTS	86	122	101	98	- 407

RUSHING	NO.	YDS.	AVG.	LG	TD
Haynes	56	274	4.9	65	2
Mitchell	83	269	3.2	22	3
Harper	41	197	4.8	37	1
Price	46	179	3.9	38	1
Griese	37	157	4.2	22	1
Auer	44	128	2.9	23	1
Seiple	3	58	19.3	34	0
Jackson	1	48	48.0	48	0
Norton	7	14	2.0	13	0
Chesher	2	3	1.5	2	0
Stofa	2	2	1.0	8	1
Moreau	1	-2	-2.0	-2	0
Clancy	3	-4	-1.3	2	0
DOLPHINS	326	1323	4.1	65	10
OPPONENTS	466	2145	4.6	64	18

RECEIVING	NO.	YDS.	AVG.	LG	TD
Clancy	67	868	13.0	44	2
Moreau	34	410	12.1	43	3
Twilley	24	314	13.1	38	2
Auer	18	218	12.1	68	2
Mitchell	18	133	7.4	38	1
Haynes	16	100	6.3	22	0
Noonan	12	141	11.8	32	1
Harper	11	212	19.3	40	3
Carpenter	10	127	12.7	42	0
Jackson	9	122	13.6	26	1
Price	8	56	7.0	27	1
Seiple	1	21	21.0	21	0
Beier	1	19	19.0	19	0
DOLPHINS	229	2741	12.0	68	16
OPPONENTS	188	3082	16.4	51	31

INTERCEPTIONS	NO.	YDS.	AVG.	LG	TD
Westmoreland	10	127	12.7	29	1
Bramlett	4	35	8.8	22	0
Warren	4	22	5.5	17	0
Petrella	3	67	22.3	28	0
Erlandson	1	37	37.0	17	0
Neff	1	32	32.0	32	0
Emanuel	1	24	24.0	24	0
Bruggers	1	20	20.0	20	0
West	1	16	16.0	16	0
McDaniel	1	15	15.0	15	0
Beier	1	7	7.0	7	0
DOLPHINS	28	402	14.4	37	1
OPPONENTS	28	395	14.1	55	3

PUNTING	NO.	YDS.	AVG.	LG	BK
Seiple	70	2909	41.6	70	1
DOLPHINS	70	2909	41.6	70	1
OPPONENTS	52	2137	41.1	55	0

PUNT RET.	NO.	YDS.	AVG.	LG	TD
Auer	9	42	4.7	16	0
Haynes	6	37	6.2	20	0
Neff	6	34	5.7	15	0
Harper	4	15	3.8	8	0
DOLPHINS	25	128	5.1	20	0
OPPONENTS	41	268	6.5	34	0

KICKOFF RET.	NO.	YDS.	AVG.	LG	TD
Haynes	22	444	20.2	51	0
Auer	21	441	21.0	47	0
Neff	15	351	23.4	69	0
Roderick	4	63	15.8	19	0
Carpenter	3	87	29.0	45	0
Mitchell	2	57	28.5	37	0
DOLPHINS	67	1443	21.5	69	0
OPPONENTS	46	1067	23.2	42	0

SCORING	Ru	Pa	Rt	PAT	FG	S	2	TP
Lusteg	0	0	0	18/18	7/12	0	0	39
Harper	1	3	0	0	0	0	0	24
Mitchell	3	1	0	0	0	0	0	18
Auer	1	2	0	0	0	0	0	18
Moreau	0	3	0	0	0	0	0	12
Clancy	0	2	0	0	0	0	0	12
Haynes	2	0	0	0	0	0	0	12

Mingo	0	0	0	9/9	1/6	0	0	12
Price	1	1	0	0	0	0	0	12
Twilley	0	2	0	0	0	0	0	12
Griese	1	0	0	0	0	0	0	6
Jackson	0	1	0	0	0	0	0	6
Noonan	0	1	0	0	0	0	0	6
Stofa	1	0	0	0	0	0	0	6
Warren	0	0	1	0	0	0	0	6
Westmoreland	0	0	1	0	0	0	0	6

DOLPHINS	10	16	2	27/27	8/18	0	0	219
OPPONENTS	18	31	4	47/50	14/26	0	0	407

FIELD GOALS	1-19	20-29	30-39	40-49	50+
Lusteg	5/6	0/2	0/0	2/2	0/2
Mingo	0/0	0/1	1/2	0/3	0/0
DOLPHINS	5/6	0/3	1/2	2/5	0/2
OPPONENTS ..	5/7	3/5	3/6	3/6	0/2

TWO-POINT CONVERSIONS
DOLPHINS 0-1, OPPONENTS 0-3

USUAL STARTERS	
OFFENSE	
WR	Jack Clancy (9)
LT	Maxie Williams (14)
LG	Fred Woodson (7)
C	Ken Rice (4)
RG	Tom Goode (14)
RT	Billy Neighbors (14)
TE	Norm Evans (14)
WR	Doug Moreau (14)
WR	Frank Jackson (6)
	Howard Twilley (5)
QB	*Bob Griese (11)
RB	Jack Harper (6)
	Joe Auer (5)
FB	Sam Price (8)
	Stan Mitchell (6)

DEFENSE	
LDE	Ed Cooke (12)
LDT	Ray Jacobs (10)
RDT	*John Richardson (8)
RDE	Mel Branch (14)
LLB	Tom Erlandson (6)
	Jerry Hopkins (6)
MLB	Frank Emanuel (8)
	Wahoo McDaniel (6)
RLB	John Bramlett (10)
LCB	Jimmy Warren (14)
RCB	Dick Westmoreland (14)
SS	Willie West (6)
	Pete Jaquess (4)
FS	Bob Neff (9)

boldface indicates Pro Bowl performer
* indicates rookie

PASSING	ATT.	COMP.	YDS.	PCT.	TD	INT.	LG	SCK/LST	RATING
Griese	331	166	2005	50.2	15	18	68	25/240	61.6
Norton	133	53	596	39.8	1	9	32	15/156	28.2
Roberts	10	5	11	50.0	0	1	9	1/9	52.3
Seiple	2	2	61	100.0	0	0	42	0/0	118.8
Stofa	2	2	51	100.0	0	0	45	0/0	118.8
Clancy	1	1	17	100.0	0	0	17	0/0	118.8
Lusteg	1	0	0	0.0	0	0	0	0/0	39.6
DOLPHINS	480	229	2741	47.7	16	28	68	41/405	52.4
OPPONENTS	349	188	3082	53.8	31	28	51	28/247	79.9

1968 FINAL STATISTICS (5-8-1)

DATE	OPPONENT	SCORE	W/L	ATT.
9/14	HOUSTON	10-24	L	38,097
9/21	OAKLAND	21-47	L	28,751
9/28	KANSAS CITY	3-48	L	27,732
10/6	at Houston	24-7	W	35,424
10/12	BUFFALO	14-14	T	28,559
10/20	at Cincinnati	24-22	W	25,076
10/27	at Denver	14-21	L	43,411
11/3	at San Diego	28-34	L	31,686
11/10	at Buffalo	21-17	W	28,399
11/17	CINCINNATI	21-38	L	30,304
11/24	at Boston	34-10	W	13,646
12/1	at New York	17-35	L	60,207
12/8	BOSTON	38-7	W	24,242
12/15	NEW YORK	7-31	L	31,302

TEAM STATISTICS	MIA.	OPP.
TOTAL FIRST DOWNS	247	240
By Rushing	78	116
By Passing	144	112
By Penalty	25	12
TOTAL NET YARDS	4106	4884
Average Per Game	293.3	348.9
Total Plays	892	808
Average Per Play	4.6	6.0
NET YARDS RUSHING	1704	2172
Average Per Game	121.7	193.7
Total Rushes	417	445
NET YARDS PASSING	2402	2712
Average Per Game	171.6	155.1
Tackled/Yards Lost	52/441	27/192
Gross Yards	2843	2904
Attempts/Completions	423/216	342/179
Completion Percentage	51.1	52.3
Had Intercepted	22	22
PUNTS/AVERAGE	75/40.6	55/43.6
PENALTIES/YARDS	48/485	70/555
FUMBLES/BALL LOST	17/8	28/18
TOUCHDOWNS	36	45
By Rushing	12	19
By Passing	21	23
By Returns	3	3

Score By Quarters	1	2	3	4	Total
DOLPHINS	44	93	52	87	- 276
OPPONENTS	78	131	52	94	- 355

RUSHING	NO.	YDS.	AVG.	LG	TD
Kliick	165	621	3.8	25	4
Csonka	138	540	3.9	40	6
Griese	42	230	5.5	35	1
Mitchell	54	176	3.3	30	1
Milton	2	46	23.0	34	0
Seiple	5	42	8.4	32	0
Price	5	27	5.4	15	0
Tucker	4	13	3.3	7	0
Norton	1	9	9.0	9	0
Hammond	1	0	0.0	0	0
DOLPHINS	417	1704	4.1	40	12
OPPONENTS	445	2172	4.9	76	19

RECEIVING	NO.	YDS.	AVG.	LG	TD
Noonan	58	780	13.1	50	11
Kliick	44	422	9.6	38	0
Twilley	39	604	15.5	40	1
Moreau	27	365	13.5	28	3
Cox	11	147	13.4	30	0

Csonka	11	118	10.7	65	1
Milton	9	143	15.9	38	1
Mitchell	8	190	23.8	48	3
Seiple	7	69	9.9	20	1
Darnall	2	25	12.5	13	0

DOLPHINS	216	2843	13.2	65	21
OPPONENTS	179	2904	16.2	80	23

INTERCEPTIONS	NO.	YDS.	AVG.	LG	TD
Anderson	8	230	28.8	96	1
West	4	102	25.5	32	0
Warren	2	27	13.5	18	0
Bramlett	2	14	7.0	14	0
Emanuel	2	8	4.0	6	0
Petrella	1	4	4.0	4	0
Edmunds	1	1	1.0	1	0
Lamb	1	0	0.0	0	0
Westmoreland	1	0	0.0	0	0
DOLPHINS	22	386	17.5	96	1
OPPONENTS	22	432	19.6	66	3

PUNTING	NO.	YDS.	AVG.	LG	BK
Seiple	75	3044	40.6	60	0
DOLPHINS	75	3044	40.6	60	0
OPPONENTS	55	2397	43.6	62	0

PUNT RET.	NO.	YDS.	AVG.	LG	TD
Neff	8	71	8.9	20	0
Milton	6	55	9.2	26	0
Tucker	5	40	8.0	15	0
Anderson	5	18	3.6	10	0
Warren	2	-1	-0.5	0	0
Washington	1	15	15.0	15	0
Harper	1	7	7.0	7	0
DOLPHINS	28	205	7.3	26	0
OPPONENTS	28	250	9.0	48	0

KICKOFF RET.	NO.	YDS.	AVG.	LG	TD
Milton	18	408	22.7	74	0
Warren	10	227	22.7	36	0
Anderson	6	106	17.7	25	0
Neff	5	190	38.0	95	0
Tucker	3	54	18.0	25	0
Urbanek	2	15	7.5	10	0
Kliick	1	28	28.0	28	0
Lamb	1	24	24.0	24	0
Price	1	22	22.0	22	0
Harper	1	18	18.0	18	0
Richardson	1	1	1.0	1	0
Woodson	1	0	0.0	0	0
Cox	0	41	-	41	0
DOLPHINS	50	1134	22.7	95	0
OPPONENTS	54	1108	20.5	44	0

SCORING	Ru	Pa	Rt	PAT	FG	S	2	TP
Noonan	0	11	0	0	0	0	0	66
Keyes	0	0	0	30/30	7/16	0	0	51
Csonka	6	1	0	0	0	0	0	42
Moreau	0	3	0	6/6	1/3	0	0	27
Mitchell	1	3	0	0	0	0	0	24
Kliick	4	0	0	0	0	0	0	24
Anderson	0	1	0	0	0	0	0	6
Emanuel	0	1	0	0	0	0	0	6
Milton	0	1	0	0	0	0	0	6
Griese	1	0	0	0	0	0	0	6
Seiple	0	1	0	0	0	0	0	6

Twilley	0	1	0	0	0	0	0	6
West	0	0	1	0	0	0	0	6

DOLPHINS	12	21	3	36/36	8/19	0	0	276
OPPONENTS	19	23	3	44/44	12/23	2	1	355

FIELD GOALS	1-19	20-29	30-39	40-49	50+
Keyes	3/3	3/5	1/4	0/4	0/0
Moreau	0/1	1/1	0/1	0/0	0/0

DOLPHINS	3/4	4/6	1/5	0/4	0/0
OPPONENTS	3/3	5/7	2/6	0/4	2/3

TWO-POINT CONVERSIONS	
DOLPHINS 0-0, OPPONENTS 1-2	

SACKS	
Branich 11.0, Fernandez 4.0, Bramlett 2.0, Emanuel 2.0, Jacobs 2.0, Riley 2.0, Edmunds 1.0, Nomina 1.0, Richardson 1.0, Woodson 1.0.	
DOLPHINS 27.0, OPPONENTS 52.0	

USUAL STARTERS	
OFFENSE	
WR	Karl Noonan (14)
LT	*Doug Crusan (7)
	Maxie Williams (6)
LG	Charlie Fowler (7)
	Maxie Williams (6)
C	Tom Goode (14)
RG	Billy Neighbors (12)
RT	Nom Evans (12)
TE	Doug Moreau (10)
WR	Howard Twilley (14)
QB	Bob Griese (13)
RB	*Jim Kiick (13)
FB	*Larry Csonka (10)

DEFENSE	
LDE	Jim Riley (9)
LDT	Tom Nomina (13)
RDT	Ray Jacobs (10)
RDE	Manny Fernandez (7)
	Mel Branch (7)
LLB	*Randall Edmunds (14)
MLB	Frank Emanuel (12)
RLB	John Bramlett (10)
LCB	Jimmy Warren (14)
RCB	Dick Westmoreland (9)
SS	Bob Petrella (5)
	*Dick Anderson (4)
	Willie West (4)
FS	*Dick Anderson (7)
	Willie West (5)

boldface indicates Pro Bowl performer
* indicates rookie

PASSING	ATT.	COMP.	YDS.	PCT.	TD	INT.	LG	SCK/LST	RATING
Griese	355	186	2473	52.4	21	16	50	43/372	75.7
Norton	41	17	254	41.5	0	4	65	7/58	32.9
Hammond	26	13	116	50.0	0	2	25	2/11	30.3
Kliick	1	0	0	0.0	0	0	0	0/0	39.6
DOLPHINS	423	216	2843	51.1	21	22	65	52/441	67.5
OPPONENTS	342	179	2904	52.3	23	22	80	27/192	76.7

1969 FINAL STATISTICS (3-10-1)

DATE	OPPONENT	SCORE	W/L	ATT.
9/14	at Cincinnati	21-27	L	24,487
9/20	at Oakland	17-20	L	48,477
9/28	at Houston	10-22	L	40,387
10/4	OAKLAND	20-20	T	32,668
10/11	SAN DIEGO	14-21	L	33,073
10/19	at Kansas City	10-17	L	47,038
10/26	BUFFALO	24-6	W	39,194
11/2	at N.Y. Jets	31-34	L	60,793
11/9	at Boston	17-16	W	10,665
11/16	at Buffalo	3-28	L	32,344
11/23	HOUSTON	7-32	L	27,114
11/30	Boston (at Tampa)	23-38	L	27,179
12/7	DENVER	27-24	W	24,972
12/14	N.Y. JETS	9-27	L	42,148

TEAM STATISTICS	MIA.	OPP.
TOTAL FIRST DOWNS	224	206
By Rushing	73	66
By Passing	131	126
By Penalty	20	14
TOTAL NET YARDS	3590	4126
Average Per Game	256.5	294.8
Total Plays	878	851
Average Per Play	4.1	4.8
NET YARDS RUSHING	1513	1489
Average Per Game	108.1	106.4
Total Rushes	401	422
NET YARDS PASSING	2077	2637
Average Per Game	148.4	188.4
Tackled/Yards Lost	53/481	28/208
Gross Yards	2558	2845
Attempts/Completions	424/201	404/196
Completion Percentage	47.4	48.5
Had Intercepted	29	18
PUNTS/AVERAGE	85/40.6	80/44.1
PENALTIES/YARDS	53/631	66/840
FUMBLES/BALL LOST	27/13	27/13
TOUCHDOWNS	28	37
By Rushing	12	9
By Passing	12	25
By Returns	4	3

Score By Quarters	1	2	3	4	Total
DOLPHINS	60	79	33	61	233
OPPONENTS	71	97	59	105	332

RUSHING	NO.	YDS.	AVG.	LG	TD
Kick	180	575	3.2	27	9
Csonka	131	566	4.3	54	2
Morris	23	110	4.8	37	1
Griese	21	102	4.9	22	0
Mitchell	28	80	2.9	12	0
Milton	7	62	8.9	27	0
Norto	8	16	2.0	9	0
Hines	1	7	7.0	7	0
Seiple	1	6	6.0	6	0
Noonan	1	-11	-11.0	-11	0
DOLPHINS	401	1513	3.8	54	12
OPPONENTS	422	1489	3.5	80	9

RECEIVING	NO.	YDS.	AVG.	LG	TD
Seiple	41	577	14.1	41	5
Kick	29	443	15.3	53	1
Noonan	29	307	10.6	27	3
Clancy	21	289	13.8	50	1
Csonka	21	183	8.7	42	1
Milton	12	179	14.9	49	0

PASSING	ATT.	COMP.	YDS.	PCT.	TD	INT.	LG	SCK/LST	RATING
Griese	252	121	1695	48.0	10	16	53t	33/289	56.9
Norton	148	65	709	43.9	2	11	29	18/175	32.2
Stofa	23	14	146	60.9	0	2	42	2/17	43.0
Seiple	1	1	8	100.0	0	0	8	0/0	118.8
DOLPHINS	424	201	2077	47.4	12	29	53t	53/481	42.9
OPPONENTS	404	196	2637	48.5	25	18	93t	28/208	71.8

Twilley	10	158	15.8	33	1
Moreau	10	136	13.6	35	0
Mitchell	10	125	12.5	34	0
Morris	6	65	10.8	29	0
Boutwell	4	29	7.3	12	0
Mertens	2	26	13.0	15	0
Hines	2	23	11.5	22	0
Pryor	2	-3	-1.5	0	0
Darnall	1	13	13.0	13	0
Anderson	1	8	8.0	8	0

DOLPHINS	201	2558	12.7	53t	12
OPPONENTS	196	2845	14.5	93t	25

INTERCEPTIONS	NO.	YDS.	AVG.	LG	TD
Mumphord	5	102	20.4	51	0
Anderson	3	106	35.3	40	0
Buoniconiti	3	27	9.0	24	0
Weisacosky	3	10	3.3	7	0
Stanfill	2	32	16.0	17	2
Patrella	1	33	33.0	33	0
Beier	1	7	7.0	7	0

DOLPHINS	18	317	17.6	51	2
OPPONENTS	29	596	20.6	76t	3

PUNTING	NO.	YDS.	AVG.	LG	BK
Seiple	80	3263	40.8	66	2
Anderson	5	188	37.6	49	0

DOLPHINS	85	3451	40.6	66	2
OPPONENTS	80	3526	44.1	61	0

PUNT RET.	NO.	YDS.	AVG.	LG	TD
Morris	25	172	6.9	38	0
Anderson	12	82	6.8	29	0
Beier	5	8	1.6	9	0
Milton	1	4	4.0	4	0
Twilley	1	0	0.0	0	0
McCullers	1	0	0.0	0	0

DOLPHINS	45	266	5.9	38	0
OPPONENTS	30	130	4.3	22	0

KICKOFF RET.	NO.	YDS.	AVG.	LG	TD
Morris	43	1136	26.4	105t	1
Milton	8	166	20.8	37	0
Beier	4	58	14.5	17	0
Mertens	2	1	0.5	1	0
Hines	1	22	22.0	22	0
Mumphord	1	0	0.0	0	0
Warren	1	0	0.0	0	0
DOLPHINS	60	1383	23.1	105t	1
OPPONENTS	47	1073	22.8	73	0

SCORING	Ru	Pa	Rt	PAT	FG	S	2	TP
Kremser	0	0	0	26/27	13/22	0	0	65
Kick	9	1	0	0	0	0	0	60
Seiple	0	5	0	0	0	0	0	30
Csonka	2	1	0	0	0	0	0	18
Noonan	0	3	0	0	0	0	0	18
Morris	1	0	1	0	0	0	0	12
Stanfill	0	0	2	0	0	0	0	12
Clancy	0	1	0	0	0	0	0	6
Milton	0	0	1	0	0	0	0	6
Twilley	0	1	0	0	0	0	0	6

DOLPHINS	12	12	4	26/27	13/22	0	0	233
OPPONENTS	9	25	3	32/33	24/36	0	1	332

FIELD GOALS	1-19	20-29	30-39	40-49	50+
Kremser	4/4	4/4	5/9	0/5	0/0
DOLPHINS	4/4	4/4	5/9	0/5	0/0
OPPONENTS	9/10	5/9	7/10	3/5	0/2

TWO-POINT CONVERSIONS
DOLPHINS 0-1, OPPONENTS 1-4

SACKS
Stanfill 8.0, Edmunds 5.0, Fernandez 4.0, Richardson 3.0, Riley 3.0, Buoniconiti 2.0, Weisacosky 2.0, McCullers 1.0.
DOLPHINS 28.0, OPPONENTS 53.0

USUAL STARTERS
OFFENSE
WR Jack Clancy (7)
Karl Noonan (5)
LT Doug Crusan (14)
Maxie Williams (13)
C Tom Goode (14)
RG Larry Little (9)
Billy Neighbors (5)
RT Norm Evans (12)
TE Larry Seiple (8)
Doug Moreau (5)
WR Karl Noonan (9)
QB Bob Griese (9)
RB Jim Kick (14)
FB Larry Csonka (11)

DEFENSE
LDE Jim Riley (14)
LDT Manny Fernandez (13)
RDT John Richardson (14)
RDE Bill Stanfill (13)
LLB Randall Edmunds (14)
MLB Nick Buoniconiti (13)
RLB Ed Weisacosky (14)
LCB Jimmy Warren (13)
RCB Lloyd Mumphord (7)
Dick Westmoreland (6)
SS Tom Beier (7)
Bob Patrella (6)
FS Dick Anderson (14)

boldface indicates Pro Bowl performer
* indicates rookie

1970 FINAL STATISTICS (10-4)

DATE	OPPONENT	SCORE	W/L	ATT.
9/20	at Boston	14-27	L	27,265
9/27	at Houston	20-10	W	38,779
10/3	OAKLAND	20-13	W	54,412
10/10	at N.Y. Jets	20-6	W	61,801
10/18	at Buffalo	33-14	W	40,820
10/25	CLEVELAND	0-28	L	70,872
11/1	at Baltimore	0-35	L	59,305
11/8	at Philadelphia	17-24	L	53,149
11/15	NEW ORLEANS	21-10	W	41,557
11/22	BALTIMORE	34-17	W	63,362
11/30	at Atlanta	20-7	W	53,303
12/6	BOSTON	37-20	W	46,370
12/13	N.Y. JETS	16-10	W	71,892
12/20	BUFFALO	45-7	W	64,957

TEAM STATISTICS	MIA.	OPP.
TOTAL FIRST DOWNS	228	226
By Rushing	106	82
By Passing	100	128
By Penalty	22	16
TOTAL NET YARDS	4039	4004
Average Per Game	288.5	286.0
Total Plays	827	808
Average Per Play	4.9	5.0
NET YARDS RUSHING	2082	1453
Average Per Game	148.7	103.8
Total Rushes	492	387
NET YARDS PASSING	1957	2551
Average Per Game	139.8	182.2
Tackled/Yards Lost	36/327	16/157
Gross Yards	2284	2708
Attempts/Completions	299/159	403/234
Completion Percentage	53.2	58.0
Had Intercepted	19	23
PUNTS/AVERAGE	58/41.2	63/41.7
PENALTIES/YARDS	77/834	68/704
FUMBLES/BALL LOST	24/11	24/15
TOUCHDOWNS	33	28
By Rushing	14	8
By Passing	15	17
By Returns	4	3

Score By Quarters	1	2	3	4	Total
-------------------	---	---	---	---	-------

DOLPHINS	82	84	45	86	- 297
OPPONENTS	35	85	45	63	- 228

RUSHING	NO.	YDS.	AVG.	LG	TD
Csonka	193	874	4.5	53	6
Kick	191	658	3.4	56	6
Morris	60	409	6.8	40	0
Griese	26	89	3.4	16	2
Mitchell	8	23	2.9	9	0
Seiple	2	21	10.5	24	0
Warfield	2	13	6.5	16	0
Stofa	2	5	2.5	4	0
Pryor	2	0	0.0	0	0
Ginn	5	-1	-0.2	8	0
Noonan	1	-9	-9.0	-9	0
DOLPHINS	492	2082	4.2	56	14
OPPONENTS	387	1453	3.8	26	8

RECEIVING	NO.	YDS.	AVG.	LG	TD
Kick	42	497	11.8	47	0
Warfield	28	703	25.1	54	6
Twilliey	22	281	12.8	23t	5
Fleming	18	205	11.4	36	0
Morris	12	149	12.4	50	0

PASSING	ATT.	COMP.	YDS.	PCT.	TD	INT.	LG	SCK/LST	RATING
Griese	245	142	2019	58.0	12	17	54	31/282	72.1
Stofa	53	16	240	30.2	3	2	52t	5/45	49.3
Kick	1	1	25	100.0	0	0	25	0/0	118.8
DOLPHINS	299	159	2284	53.2	15	19	54	36/327	68.5
OPPONENTS	403	234	2708	58.0	17	22	46	16/157	69.8

Csonka	11	94	8.5	54	0
Noonan	10	186	18.6	51t	1
W. Richardson	7	67	9.6	27	1
Mitchell	6	85	14.2	36t	1
Seiple	2	14	7.0	7	0
Mandich	1	3	3.0	3t	1

DOLPHINS	159	2284	14.4	54	15
OPPONENTS	234	2708	11.6	46	17

INTERCEPTIONS	NO.	YDS.	AVG.	LG	TD
Anderson	8	191	23.9	86	0
Scott	5	112	22.4	47	0
Mumphord	5	35	7.0	32t	1
Johnson	3	29	9.7	21	0
Brown	1	32	32.0	32	0
Davis	1	15	15.0	15	0

DOLPHINS	23	414	18.0	86	1
OPPONENTS	19	258	13.6	56t	1

PUNTING	NO.	YDS.	AVG.	LG	BK
Seiple	58	2392	41.2	67	0
DOLPHINS	58	2392	41.2	67	0
OPPONENTS	63	2624	41.7	62	0

PUNT RET.	NO.	YDS.	AVG.	LG	TD
Scott	27	290	10.7	77t	1
Morris	2	-1	-0.5	0	0
Anderson	1	6	6.0	6	0
DOLPHINS	30	295	9.8	77t	1
OPPONENTS	21	241	12.1	80t	1

KICKOFF RET.	NO.	YDS.	AVG.	LG	TD
Morris	28	812	29.0	96t	1
Ginn	5	59	11.8	26	0
Scott	4	117	29.3	42	0
Mitchell	4	35	8.8	17	0
Seiple	2	5	2.5	3	0
Mandich	2	0	0.0	0	0
Anderson	1	8	8.0	8	0
Foley	1	0	0.0	0	0
Brown	1	0	0.0	0	0

DOLPHINS	48	1036	21.6	96t	1
OPPONENTS	55	1142	20.8	99t	1

SCORING	Ru	Pa	Pat	FG	S	Tp
Yepremian	0	0	0	31/31	22/29	0
Warfield	0	6	0	0	0	36
Csonka	6	0	0	0	0	36
Kick	6	0	0	0	0	36
Twilliey	0	5	0	0	0	30
Griese	2	0	0	0	0	12
Mumphord	0	2	0	0	0	12
Mandich	0	1	0	0	0	6
Noonan	0	1	0	0	0	6
W. Richardson	0	1	0	0	0	6
Scott	0	0	1	0	0	6
Morris	0	0	1	0	0	6
Mitchell	0	1	0	0	0	6
Kremser	0	0	0	2/2	0/1	0
DOLPHINS	14	15	4	33/33	22/30	0
OPPONENTS	8	17	3	27/28	11/22	0

FIELD GOALS	1-19	20-29	30-39	40-49	50+
Yepremian	4/4	2/3	5/6	11/15	0/1
Kremser	0/0	0/1	0/0	0/0	0/0
DOLPHINS	4/4	2/4	5/6	11/15	0/1
OPPONENTS	5/5	3/4	2/3	1/8	0/3

SACKS

Stanfill 6.0, Fernandez 4.5, J. Richardson 2.5, Riley 2.0, Anderson 1.0.

DOLPHINS 16.0, OPPONENTS 36.0

USUAL STARTERS

OFFENSE

WR	Paul Warfield (11)
LT	Doug Crusan (14)
LG	Maxie Williams (9)
C	Bob DeMarco (11)
RG	Larry Little (14)
RT	Norm Evans (14)
TE	Marv Fleming (14)
WR	Howard Twilley (13)
QB	Bob Griese (14)
RB	Jim Kick (14)
FB	Larry Csonka (14)

DEFENSE

LDE	Jim Riley (14)
LDT	Manny Fernandez (12)
RDT	John Richardson (14)
RDE	Bill Stanfill (14)
LLB	Doug Swift (8)
	Ted Davis (6)
MLB	Nick Buoniconti (14)
RLB	*Mike Kolen (14)
LCB	*Curtis Johnson (14)
RCB	Lloyd Mumphord (14)
SS	Dick Anderson (13)
FS	*Jake Scott (13)

boldface indicates Pro Bowl performer

* indicates rookie

1971 FINAL STATISTICS (10-3-1)

DATE	OPPONENT	SCORE	W/L	ATT.
9/19	at Denver	10-10	T	50,499
9/26	at Buffalo	29-14	W	44,626
10/3	N.Y. JETS	10-14	L	67,161
10/10	at Cincinnati	23-13	W	59,090
10/17	NEW ENGLAND	41-3	W	56,222
10/24	at N.Y. Jets	30-14	W	61,170
10/31	at Los Angeles	20-14	W	68,386
11/7	BUFFALO	34-0	W	57,748
11/14	PITTSBURGH	24-21	W	63,178
11/21	BALTIMORE	17-14	W	73,063
11/29	CHICAGO	34-3	W	73,071
12/5	at New England	13-34	L	60,110
12/11	at Baltimore	3-14	L	59,293
12/19	GREEN BAY	27-6	W	74,215

TEAM STATISTICS	MIA.	OPP.
TOTAL FIRST DOWNS.....	232	214
By Rushing.....	121	93
By Passing.....	94	111
By Penalty.....	17	10
TOTAL NET YARDS.....	4412	3661
Average Per Game.....	315.1	261.5
Total Plays.....	803	791
Average Per Play.....	5.4	4.7
NET YARDS RUSHING.....	2429	1661
Average Per Game.....	173.5	118.6
Total Rushes.....	486	403
NET YARDS PASSING.....	1983	2000
Average Per Game.....	141.6	142.9
Tackled/Yards Lost.....	25/265	35/293
Gross Yards.....	2248	2293
Attempts/Completions.....	293/156	363/206
Completion Percentage ..	53.2	56.7
Had Intercepted.....	10	17
PUNTS/AVERAGE.....	52/40.1	72/40.7
PENALTIES/YARDS.....	65/632	64/561
FUMBLES/BALL LOST.....	22/13	38/14
TOUCHDOWNS.....	33	21
By Rushing.....	11	10
By Passing.....	20	10
By Returns.....	2	1

Score By Quarters	1	2	3	4	Total
DOLPHINS.....	81	76	79	79	- 315
OPPONENTS.....	65	23	44	42	- 174

RUSHING	NO.	YDS.	AVG.	LG	TD
Csonka.....	195	1051	5.4	28	7
Klick.....	162	738	4.6	34	3
Morris.....	57	315	5.5	51	1
Warfield.....	9	115	12.8	39	0
Ginn.....	22	97	4.4	46	0
Griese.....	26	82	3.2	21	0
Leigh.....	5	15	3.0	7	0
Seiple.....	1	14	14.0	14	0
Cole.....	3	11	3.7	4	0
Mira.....	6	-9	-1.5	0	0
DOLPHINS.....	486	2429	4.9	51	11
OPPONENTS.....	403	1661	4.1	46	10

RECEIVING	NO.	YDS.	AVG.	LG	TD
Warfield.....	43	996	23.2	86t	11
Klick.....	40	338	8.5	27	0
Twilley.....	23	349	15.2	41	4
Fleming.....	13	137	10.5	23	2
Csonka.....	13	113	8.7	25	1
Noonan.....	10	180	18.0	43	0
Stowe.....	5	68	13.6	21	1

PASSING	ATT.	COMP.	YDS.	PCT.	TD	INT.	LG	SCK/LST	RATING
Griese.....	263	145	2089	55.1	19	9	86t	23/248	90.9
Mira.....	30	11	159	36.7	1	1	43	2/17	51.9
DOLPHINS.....	293	156	2248	53.2	20	10	86t	25/265	87.0
OPPONENTS.....	363	206	2293	56.8	10	17	51	35/293	65.4

Morris.....	5	16	3.2	11	0
Mandich.....	3	19	6.3	10	1
Seiple.....	1	32	32.0	32	0

DOLPHINS.....	156	2248	14.4	86t	20
OPPONENTS.....	206	2293	11.1	51	10

INTERCEPTIONS	NO.	YDS.	AVG.	LG	TD
Scott.....	7	34	4.9	21	0
Foley.....	4	14	3.5	18	0
Johnson.....	2	34	17.0	34	0
Anderson.....	2	33	16.5	33	0
Buoniconiti.....	1	16	16.0	16	0
Swift.....	1	12	12.0	12	0
DOLPHINS.....	17	143	9.0	34	0
OPPONENTS.....	10	166	16.6	53t	1

PUNTING	NO.	YDS.	AVG.	LG	BK
Seiple.....	52	2087	40.1	73	1
DOLPHINS.....	52	2087	40.1	73	1
OPPONENTS.....	72	2935	40.4	58	0

PUNT RET.	NO.	YDS.	AVG.	LG	TD
Scott.....	33	318	9.6	31	0
Anderson.....	8	114	14.3	47	0
DOLPHINS.....	41	432	10.5	47	0
OPPONENTS.....	26	106	4.1	29	0

KICKOFF RET.	NO.	YDS.	AVG.	LG	TD
Morris.....	15	423	28.2	94t	1
Ginn.....	10	252	25.2	35	0
Leigh.....	4	99	24.8	31	0
Matheson.....	3	32	10.7	16	0
DOLPHINS.....	32	806	25.2	94t	1
OPPONENTS.....	59	1180	20.0	35	0

SCORING	Ru	Pa	Rt	PAT	FG	S	TP
Yepremian.....	0	0	0	33/33	28/40	0	117
Warfield.....	0	11	0	0	0	0	66
Csonka.....	7	1	0	0	0	0	48
Twilley.....	0	4	0	0	0	0	24
Klick.....	3	0	0	0	0	0	18
Fleming.....	0	2	0	0	0	0	12
Morris.....	1	0	1	0	0	0	12
Johnson.....	0	0	1	0	0	0	6
Mandich.....	0	1	0	0	0	0	6
Stowe.....	0	1	0	0	0	0	6
DOLPHINS.....	11	20	2	33/33	28/40	0	315
OPPONENTS.....	10	10	1	22/22	9/20	0	174

FIELD GOALS	1-19	20-29	30-39	40-49	50+
Yepremian.....	7/7	8/8	6/11	7/12	0/2
DOLPHINS.....	7/7	8/8	6/11	7/12	0/2
OPPONENTS.....	5/5	1/4	2/2	0/6	1/4

SACKS
Fernandez 8.0, Riley 7.5, Stanfill 6.5, Heinz 5.0, Cornish 2.0, Swift 2.0, Anderson 1.0, Buoniconiti 1.0, Den Herder 1.0, Powell 1.0.
DOLPHINS 35.0. OPPONENTS 25.0

USUAL STARTERS
OFFENSE
WR..... Paul Warfield (14)
LT..... Doug Crusan (14)
LG..... Bob Kuechenberg (14)
C..... Bob DeMarco (14)

RG..... Larry Little (14)
RT..... Norm Evans (14)
TE..... Marv Fleming (13)
WR..... Howard Twilley (12)
QB..... Bob Griese (13)
RB..... Jim Kiick (11)
FB..... Larry Csonka (14)

DEFENSE
LDE..... Jim Riley (13)
LDT..... Manny Fernandez (14)
RDT..... Bob Heinz (7)
John Richardson (5)
RDE..... Bill Stanfill (13)
LLB..... Doug Swift (14)
MLB..... Nick Buoniconiti (14)
RLB..... Mike Kolen (10)
LCB..... Tim Foley (14)
RCB..... Curtis Johnson (10)
SS..... Dick Anderson (14)
FS..... Jake Scott (14)

boldface indicates Pro Bowl performer
 * indicates rookie

1972 FINAL STATISTICS (14-0)

DATE	OPPONENT	SCORE	W/L	ATT.
9/17	at Kansas City	20-10	W	78,736
9/24	HOUSTON	34-13	W	75,069
10/1	at Minnesota	16-14	W	45,766
10/8	at N.Y. Jets	27-17	W	61,720
10/15	SAN DIEGO	24-10	W	78,212
10/22	BUFFALO	24-23	W	78,175
10/29	at Baltimore	23-0	W	59,303
11/5	at Buffalo	30-16	W	45,659
11/12	NEW ENGLAND	52-0	W	78,148
11/19	N.Y. JETS	28-24	W	78,166
11/27	ST. LOUIS	31-10	W	78,190
12/3	at New England	37-21	W	60,144
12/10	at N.Y. Giants	23-13	W	62,728
12/16	BALTIMORE	16-0	W	78,202

TEAM STATISTICS	MIA.	OPP.
TOTAL FIRST DOWNS	291	186
By Rushing	170	76
By Passing	102	96
By Penalty	19	14
TOTAL NET YARDS	5036	3297
Average Per Game	359.1	235.5
Total Plays	893	771
Average Per Play	5.6	4.3
NET YARDS RUSHING	2960	1548
Average Per Game	210.8	110.6
Total Rushes	613	389
NET YARDS PASSING	2076	1749
Average Per Game	148.3	124.9
Tackled/Yards Lost	21/159	34/280
Gross Yards	2235	2029
Attempts/Completions	259/144	348/178
Completion Percentage	55.6	51.1
Had Intercepted	12	26
PUNTS/AVERAGE	44/39.4	67/41.8
PENALTIES/YARDS	68/714	70/659
FUMBLES/BALL LOST	25/16	32/20
TOUCHDOWNS	45	21
By Rushing	26	8
By Passing	17	10
By Returns	2	3

Score By Quarters	1	2	3	4	Total
DOLPHINS	94	108	98	85	385
OPPONENTS	36	47	29	59	171

RUSHING	NO.	YDS.	AVG.	LG	TD
Csonka	213	1117	5.2	45	6
Morris	190	1000	5.3	33	12
Kick	137	521	3.8	26	5
Ginn	27	142	5.3	22	1
Leigh	21	79	3.8	10	0
Morrall	17	67	3.9	31	1
Warfield	4	23	5.8	21	0
Griese	3	11	3.7	5	1
Del Gaizo	1	0	0.0	0	0
DOLPHINS	613	2960	4.8	45	26
OPPONENTS	389	1548	4.0	40	8

RECEIVING	NO.	YDS.	AVG.	LG	TD
Warfield	29	606	20.9	47	3
Kick	21	147	7.0	15	1
Twilliey	20	364	18.2	44	3
Briscoe	16	279	17.4	51	4
Morris	15	168	11.2	34	0
Stowe	13	276	21.2	49	2

Fleming	13	156	12.0	31	1
Mandich	11	168	15.3	39	3
Csonka	5	48	9.6	14	0
Ginn	1	23	23.0	23	0

DOLPHINS	144	2235	15.5	51	17
OPPONENTS	178	2029	11.4	82	10

INTERCEPTIONS	NO.	YDS.	AVG.	LG	TD
Scott	5	73	14.6	31	0
Mumphord	4	50	12.5	28	1
Anderson	3	34	11.3	22	0
Foley	3	25	8.3	15	0
Johnson	3	20	6.7	13	0
Swift	3	5	1.7	4	0
Buoniconti	2	17	8.5	10	0
Babb	1	24	24.0	24	0
Den Herder	1	24	24.0	24	0
Kolen	1	14	14.0	14	0

DOLPHINS	26	286	11.0	31	1
OPPONENTS	12	249	20.8	43	2

PUNTING	NO.	YDS.	AVG.	LG	BK
Seiple	36	1437	39.9	54	0
Lothridge	4	150	37.5	42	0
Anderson	4	147	36.8	45	0

DOLPHINS	44	1734	39.4	54	0
OPPONENTS	63	2613	41.8	67	2

PUNT RET.	NO.	YDS.	AVG.	LG	TD
Leigh	22	210	9.5	27	0
Scott	13	100	7.7	15	0
Anderson	5	19	3.8	17	0

DOLPHINS	40	329	8.2	27	0
OPPONENTS	17	67	3.9	13	0

KICKOFF RET.	NO.	YDS.	AVG.	LG	TD
Morris	14	334	23.9	33	0
Leigh	6	153	25.5	45	0
Matheson	2	34	17.0	17	0
Ginn	1	25	25.0	25	0
Briscoe	1	0	0.0	0	0

DOLPHINS	24	546	22.8	45	0
OPPONENTS	56	1283	22.9	39	0

SCORING	Ru	Pa	Rt	PAT	FG	S	TP
Yepremian	0	0	0	43/45	24/37	0	115
Morris	12	0	0	0	0	0	72
Csonka	6	0	0	0	0	0	36
Kick	5	1	0	0	0	0	36
Briscoe	0	4	0	0	0	0	24
Mandich	0	3	0	0	0	0	18
Twilliey	0	3	0	0	0	0	18
Warfield	0	3	0	0	0	0	18
Stowe	0	2	0	0	0	0	12
Anderson	0	0	1	0	0	0	6
Fleming	0	1	0	0	0	0	6
Ginn	1	0	0	0	0	0	6
Griese	1	0	0	0	0	0	6
Morrall	1	0	0	0	0	0	6
Mumphord	0	0	1	0	0	0	6

DOLPHINS	26	17	2	43/45	24/37	0	385
OPPONENTS	8	10	3	18/21	9/16	0	171

FIELD GOALS	1-19	20-29	30-39	40-49	50+
Yepremian	7/7	3/3	7/8	4/11	3/8

DOLPHINS	7/7	3/3	7/8	4/11	3/8
OPPONENTS	3/3	2/4	3/3	1/4	0/2

SACKS

Den Herder	10.5	Stanfill	10.0	Fernandez	5.0
Matheson	2.5	Heinz	2.0	Buoniconti	1.0
Dunaway	1.0	M. Moore	1.0	Swift	1.0

DOLPHINS	34.0	OPPONENTS	21.0
----------	------	-----------	------

USUAL STARTERS

OFFENSE

WR	Paul Warfield (11)
LT	Doug Crusan (10)
LG	Bob Kuechenberg (14)
C	Jim Langer (14)
RG	Larry Little (14)
RT	Norm Evans (14)
TE	Marv Fleming (14)
WR	Howard Twilley (11)
QB	Earl Morrall (9)
	Bob Griese (5)
RB	Mercury Morris (11)
FB	Larry Csonka (14)

DEFENSE

LDE	Vern Den Herder (14)
LDT	Manny Fernandez (14)
RDT	Bob Heinz (8)
	Jim Dunaway (6)
RDE	Bill Stanfill (14)
LLB	Doug Swift (14)
MLB	Nick Buoniconti (14)
RLB	Mike Kolen (13)
LCB	Tim Foley (13)
RCB	Curtis Johnson (13)
SS	Jake Scott (13)
FS	Dick Anderson (13)

boldface indicates Pro Bowl performer
* indicates rookie

PASSING	ATT.	COMP.	YDS.	PCT.	TD	INT.	LG	SCK/LST	RATING
Morrall	150	83	1360	55.3	11	7	49	14/114	91.0
Griese	97	53	638	54.6	4	4	39	7/45	71.6
Del Gaizo	9	5	165	55.6	2	1	51	0/0	100.5
Briscoe	3	3	72	100.0	0	0	26	0/0	118.8
DOLPHINS	259	144	2235	55.6	17	12	51	21/159	86.9
OPPONENTS	348	178	2029	51.1	10	26	82	34/280	47.5

1973 FINAL STATISTICS (12-2)

DATE	OPPONENT	SCORE	W/L	ATT.
9/16	SAN FRANCISCO	21-13	W	68,275
9/23	at Oakland	7-12	L	74,121
9/30	NEW ENGLAND	44-23	W	62,508
10/7	N.Y. JETS	31-3	W	63,850
10/15	at Cleveland	17-9	W	72,070
10/21	BUFFALO	27-6	W	65,241
10/28	at New England	30-14	W	57,617
11/4	at N.Y. Jets	24-14	W	57,591
11/11	BALTIMORE	44-0	W	60,332
11/18	at Buffalo	17-0	W	77,138
11/22	at Dallas	14-7	W	58,089
12/3	PITTSBURGH	30-26	W	68,901
12/9	at Baltimore	3-16	L	41,005
12/15	DETROIT	34-7	W	53,375

TEAM STATISTICS	MIA.	OPP.
TOTAL FIRST DOWNS	215	195
By Rushing	111	109
By Passing	91	78
By Penalty	13	8
Third Down: Made/Att.	67/175	86/231
TOTAL NET YARDS	4103	3281
Average Per Game	293.1	234.4
Total Plays	776	876
Average Per Play	5.3	3.7
NET YARDS RUSHING	2521	1991
Average Per Game	180.1	142.2
Total Rushes	507	511
NET YARDS PASSING	1582	1290
Average Per Game	113.0	92.1
Tackled/Yards Lost.	13/93	45/314
Gross Yards	1675	1604
Attempts/Completions	256/133	320/151
Completion Percentage ..	52.0	47.2
Had Intercepted	12	21
PUNTS/AVERAGE	48/42.3	76/38.4
PENALTIES/YARDS	52/416	61/616
FUMBLES/BALL LOST	22/16	29/8
TOUCHDOWNS	38	15
By Rushing	16	10
By Passing	17	5
By Returns	5	0

Score By Quarters	1	2	3	4	OT	Total
DOLPHINS	106	117	53	67	0	343
OPPONENTS	19	50	35	46	0	150

RUSHING	NO.	YDS.	AVG.	LG	TD
Csonka	219	1003	4.6	25	5
Morris	149	954	6.4	70t	10
Kick	76	257	3.4	32	0
Leigh	22	134	6.1	34t	1
Nottingham	24	134	5.6	30	0
Griese	13	20	1.5	21	0
Warfield	1	15	15.0	15	0
Morrall	1	9	9.0	9	0
Briscoe	2	-5	-2.5	2	0
DOLPHINS	507	2521	5.0	70t	16
OPPONENTS	511	1991	3.9	36	10

RECEIVING	NO.	YDS.	AVG.	LG	TD
Briscoe	30	447	14.9	53	2
Warfield	29	514	17.7	45	11
Kick	27	208	7.7	22	0
Mandich	24	302	12.6	28t	4
Csonka	7	22	3.1	9	0
Morris	4	51	12.8	36	0
Leigh	4	9	2.3	7	0

PASSING	ATT.	COMP.	YDS.	PCT.	TD	INT.	LG	SCK/LST	RATING
Griese	218	116	1422	53.2	17	8	46	11/75	84.3
Morrall	38	17	253	44.7	0	4	53	2/18	27.5
DOLPHINS	256	133	1675	52.0	17	12	53	13/93	72.3
OPPONENTS	320	151	1604	47.2	5	21	42	45/314	40.2

Fleming	3	22	7.3	15	0
Sellers	2	54	27.0	42	0
Twilley	2	30	15.0	19	0
Nottingham	1	16	16.0	16	0

DOLPHINS	133	1675	12.6	53	17
OPPONENTS	151	1604	10.6	42	5

INTERCEPTIONS	NO.	YDS.	AVG.	LG	TD
Anderson	8	163	20.4	38t	2
Scott	4	71	17.8	29	0
Kolen	2	54	27.0	29	0
Foley	2	22	11.0	15	0
Johnson	2	19	9.5	17	0
Stuckey	1	4	4.0	4	0
Ball	1	2	2.0	2	0
Swift	1	0	0.0	0	0

DOLPHINS	21	335	16.0	38t	2
OPPONENTS	12	190	15.8	48	0

PUNTING	NO.	YDS.	AVG.	LG	BK
Seiple	48	2031	42.3	57	0
DOLPHINS	48	2031	42.3	57	0
OPPONENTS	76	2918	38.4	60	2

PUNT RET.	NO.	YDS.	AVG.	LG	TD
Scott	22	266	12.1	33	0
Leigh	9	64	7.1	26	0
Anderson	6	52	8.7	27	0
DOLPHINS	37	382	10.3	33	0
OPPONENTS	28	182	6.5	27	0

KICKOFF RET.	NO.	YDS.	AVG.	LG	TD
Morris	11	242	22.0	29	0
Leigh	9	251	27.9	51	0
Scott	2	20	10.0	20	0
Bannon	1	10	10.0	10	0
Seiple	1	0	0.0	0	0
DOLPHINS	24	523	21.8	51	0
OPPONENTS	56	1116	19.9	42	0

SCORING	Ru	Pa	Rt	PAT	FG	S	TP
Yepremian	0	0	0	38/38	25/37	0	113
Warfield	0	11	0	0	0	0	66
Morris	10	0	0	0	0	0	60
Csonka	5	0	0	0	0	0	30
Mandich	0	4	0	0	0	0	24
Anderson	0	0	2	0	0	0	12
Briscoe	0	2	0	0	0	0	12
Foley	0	2	0	0	0	0	12
Buoniconti	0	0	1	0	0	0	6
Leigh	1	0	0	0	0	0	6
Johnson	0	0	0	0	0	1	2
DOLPHINS	16	17	5	38/38	25/37	1	343
OPPONENTS	10	5	0	13/15	15/27	0	150

FIELD GOALS	1-19	20-29	30-39	40-49	50+
Yepremian	5/5	8/10	6/9	5/9	1/4
DOLPHINS	5/5	8/10	6/9	5/9	1/4
OPPONENTS ..	5/5	0/2	6/8	3/8	1/4

SACKS	STANFILL	DEN HERDER	FERNANDEZ	MATHESON	HEINZ	BALL	2.0	BUONICONTI	1.0	M. MOORE	1.0	SWIFT	0.5
DOLPHINS	45.0	OPPONENTS	13.0										

USUAL STARTERS

OFFENSE

WR	Paul Warfield (14)
LT	Wayne Moore (12)
LG	Bob Kuechenberg (13)
C	Jim Langer (14)
RG	Larry Little (13)
RT	Norm Evans (14)
TE	Marv Fleming (11)
WR	Marlin Briscoe (14)
QB	Bob Griese (13)
RB	Mercury Morris (11)
FB	Larry Csonka (14)

DEFENSE

LDE	Vern Den Herder (14)
LDT	Manny Fernandez (13)
RDT	Bob Heinz (13)
RDE	Bill Stanfill (13)
LLB	Doug Swift (14)
MLB	Nick Buoniconti (13)
RLB	Mike Kolen (13)
LCB	Tim Foley (10)
RCB	Curtis Johnson (13)
SS	Jake Scott (13)
FS	Dick Anderson (12)

boldface indicates Pro Bowl performer

* indicates rookie

1974 FINAL STATISTICS (11-3)

DATE	OPPONENT	SCORE	W/L	ATT.
9/15	at New England	24-34	L	54,913
9/22	at Buffalo	24-16	W	78,990
9/29	at San Diego	28-21	W	44,706
10/7	N.Y. JETS	21-17	W	61,527
10/13	at Washington	17-20	L	54,395
10/20	KANSAS CITY	9-3	W	44,706
10/27	BALTIMORE	17-7	W	65,868
11/3	ATLANTA	42-7	W	64,399
11/10	at New Orleans	21-0	W	73,458
11/17	BUFFALO	35-28	W	69,313
11/24	at N.Y. Jets	14-17	L	57,162
12/2	CINCINNATI	24-3	W	71,962
12/8	at Baltimore	17-16	W	34,420
12/15	NEW ENGLAND	34-27	W	56,920

TEAM STATISTICS	MIA.	OPP.
TOTAL FIRST DOWNS	272	208
By Rushing	134	83
By Passing	118	117
By Penalty	20	8
Third Down: Made/Att.	97/195	73/188
TOTAL NET YARDS	4275	3806
Average Per Game	305.4	271.9
Total Plays	884	807
Average Per Play	4.8	4.7
NET YARDS RUSHING	2191	1624
Average Per Game	156.5	116.0
Total Rushes	570	404
NET YARDS PASSING	2084	2182
Average Per Game	148.9	155.9
Tackled/Yards Lost	31/229	31/270
Gross Yards	2313	2452
Attempts/Completions	283/171	372/200
Completion Percentage	60.4	53.8
Had Intercepted	18	16
PUNTS/AVERAGE	65/38.6	70/39.2
PENALTIES/YARDS	69/556	67/525
FUMBLES/BALL LOST	25/13	33/17
TOUCHDOWNS	43	25
By Rushing	25	7
By Passing	18	14
By Returns	0	4

Score By Quarters	1	2	3	4	OT	Total
DOLPHINS	42	98	76	111	0	327
OPPONENTS	31	50	57	78	0	216

RUSHING	NO.	YDS.	AVG.	LG	TD
Csonka	197	749	3.8	24	9
Malone	117	479	4.1	23t	3
Kick	86	274	3.2	15	1
Nottingham	66	273	4.1	24	8
Morris	56	214	3.8	17t	1
Ginn	26	99	3.8	41t	2
Griese	16	66	4.1	22	1
Briscoe	1	17	17.0	17	0
N. Moore	3	16	5.3	15	0
Morrall	1	11	11.0	11	0
Strock	1	-7	-7.0	-7	0
DOLPHINS	570	2191	3.8	41t	25
OPPONENTS	404	1624	4.0	56t	7

RECEIVING	NO.	YDS.	AVG.	LG	TD
N. Moore	37	605	16.4	48	2
Mandich	33	374	11.3	44	6

Warfield	27	536	19.9	54	2
Twilley	24	256	11.0	21	2
Kick	18	155	8.6	19	1
Briscoe	11	132	12.0	20	1
Csonka	7	35	5.0	11	0
Baker	4	121	30.0	46t	2
Nottingham	3	40	13.3	20	0
Morris	2	27	14.0	23	1
Malone	2	26	13.0	13	0
Ginn	2	3	1.5	3	0
Fleming	1	3	3.0	3t	1
DOLPHINS	171	2313	13.5	54	18
OPPONENTS	200	2452	12.6	89t	14

INTERCEPTIONS	NO.	YDS.	AVG.	LG	TD
Scott	8	75	9.4	30	0
Buoniconti	2	29	14.5	16	0
Foley	2	-2	-1.0	0	0
Stuckey	1	21	21.0	21	0
Matheson	1	10	10.0	10	0
Kolen	1	3	3.0	3	0
Anderson	1	3	3.0	3	0
DOLPHINS	16	139	8.7	30	0
OPPONENTS	18	320	17.8	40	1

PUNTING	NO.	YDS.	AVG.	LG	BK
Seiple	65	2511	38.6	60	0
DOLPHINS	65	2511	38.6	60	0
OPPONENTS	70	2743	39.2	63	2

PUNT RET.	NO.	YDS.	AVG.	LG	TD
Scott	31	346	11.2	30	0
N. Moore	9	136	15.1	42	0
Anderson	3	9	3.0	6	0
Babb	2	29	14.5	20	0
Stuckey	1	0	0.0	0	0
DOLPHINS	46	520	11.3	42	0
OPPONENTS	42	265	6.3	23	0

KICKOFF RET.	NO.	YDS.	AVG.	LG	TD
N. Moore	22	587	26.7	40	0
Ginn	12	235	19.6	30	0
Malone	6	159	26.5	73	0
Matheson	5	65	13.0	25	0
Leigh	2	50	25.0	26	0
Baker	1	22	22.0	22	0
Babb	1	0	0.0	0	0
DOLPHINS	49	1118	22.8	73	0
OPPONENTS	64	1222	19.1	57	0

SCORING	Ru	Pa	Rt	PAT	FG	S	TP
Yepremian	0	0	0	43/43	8/15	0	67
Csonka	9	0	0	0	0	0	54
Nottingham	8	0	0	0	0	0	48
Mandich	0	6	0	0	0	0	36
Malone	3	0	0	0	0	0	18
Morris	1	1	0	0	0	0	12
Warfield	0	2	0	0	0	0	12
Ginn	2	0	0	0	0	0	12
N. Moore	0	2	0	0	0	0	12
Kick	1	1	0	0	0	0	12
Twilley	0	2	0	0	0	0	12
Baker	0	2	0	0	0	0	12
Fleming	0	1	0	0	0	0	6
Griese	1	0	0	0	0	0	6

Briscoe	0	1	0	0	0	0	6
Foley	0	0	0	0	0	1	2
DOLPHINS	25	18	0	43/43	8/15	1	327
OPPONENTS	7	14	4	14	24	0	216

FIELD GOALS	1-19	20-29	30-39	40-49	50+
Yepremian	0/1	4/5	3/4	1/3	0/2
DOLPHINS	0/1	4/5	3/4	1/3	0/2
OPPONENTS	0/0	7/9	2/5	5/6	0/1

SACKS
Stanfill 10.0, Den Herder 7.0, Fernandez 3.0, Ball 3.0, Crowder 3.0, Matheson 3.0, Kolen 1.0, Reese 1.0.

USUAL STARTERS	OFFENSE
WR	Paul Warfield (9)
LT	Bob Kuechenberg (4)
	Wayne Moore (3)
	Tony Funchess (3)
LG	Bob Kuechenberg (4)
C	Jim Langer (14)
RG	Larry Little (14)
RT	Norm Evans (14)
TE	Jim Mandich (10)
WR	*Nat Moore (6)
	Howard Twilley (4)
QB	Bob Griese (13)
RB	Jim Kick (7)
	*Benny Malone (3)
	Mercury Morris (3)
FB	Larry Csonka (11)
DEFENSE	
LDE	Vern Den Herder (14)
LDT	Manny Fernandez (12)
RDT	Bob Heinz (13)
RDE	Bill Stanfill (13)
LLB	Bob Matheson (7)
	Doug Swift (7)
MLB	Nick Buoniconti (13)
RLB	Mike Kolen (13)
LCB	Tim Foley (10)
SS	Curtis Johnson (12)
CB	Dick Anderson (14)
FS	Jack Scott (14)

boldface indicates Pro Bowl performer
* indicates rookie

PASSING	ATT.	COMP.	YDS.	PCT.	TD	INT.	LG	SCK/LST	RATING
Griese	253	152	1968	60.1	16	15	54	27/202	80.9
Morrall	27	17	301	63.0	2	3	46	3/16	86.1
N. Moore	1	1	31	100.0	0	0	0	0/0	118.8
Kick	1	1	13	100.0	0	0	0	0/0	118.8
Briscoe	1	0	0	0.0	0	0	0	1/11	39.6
DOLPHINS	283	171	2313	60.4	18	18	54	31/229	74.8
OPPONENTS	372	200	2452	53.8	14	16	89t	31/270	69.0

1975 FINAL STATISTICS (10-4)

DATE	OPPONENT	SCORE	W/L	ATT.
9/22	OAKLAND	21-31	L	78,744
9/28	at New England	22-14	W	60,802
10/5	at Green Bay	31-7	W	55,270
10/12	PHILADELPHIA	24-16	W	60,127
10/19	at N.Y. Jets	43-0	W	47,191
10/26	at Buffalo	35-30	W	79,080
11/2	at Chicago	46-13	W	51,298
11/9	N.Y. JETS	27-7	W	72,896
11/16	at Houston	19-20	L	48,892
11/23	BALTIMORE	17-33	L	61,986
12/1	NEW ENGLAND	20-7	W	61,963
12/7	BUFFALO	31-21	W	74,573
12/14	at Baltimore	7-10(OT)	L	59,398
12/20	DENVER	14-13	W	43,064

TEAM STATISTICS	MIA.	OPP.
TOTAL FIRST DOWNS	266	224
By Rushing	136	92
By Passing	108	113
By Penalty	22	19
TOTAL NET YARDS	4509	3789
Average Per Game	322.1	270.6
Total Plays.....	896	858
Average Per Play	5.0	4.4
NET YARDS RUSHING.....	2500	1768
Average Per Game	178.6	126.3
Total Rushes	594	443
NET YARDS PASSING	2009	2021
Average Per Game	143.5	144.4
Tackled/Yards Lost.....	23/187	40/314
Gross Yards	2196	2335
Attempts/Completions.....	279/170	375/200
Completion Percentage ..	60.9	53.3
Had Intercepted	17	21
PUNTS/AVERAGE	65/38.6	72/40.0
PENALTIES/YARDS	74/575	82/716
FUMBLES/BALL LOST	20/9	23/9
TOUCHDOWNS	46	27
By Rushing	26	14
By Passing	19	9
By Returns	1	4

Score By Quarters	1	2	3	4	OT	Total
DOLPHINS	44	116	99	98	0	357
OPPONENTS	48	53	45	73	3	222

RUSHING	NO.	YDS.	AVG.	LG	TD
Morrill	219	875	4.0	49	4
Nottingham	168	718	4.3	56	12
Bulaich	78	309	4.0	30	5
Malone	65	220	3.4	20	3
Solomon	4	87	21.8	35	0
Ginn	21	78	3.7	14	0
N. Moore	8	69	8.6	36	0
Griese	17	59	3.5	17	1
Strock	6	38	6.3	18	1
Morrill	4	33	8.3	16	0
Winfrey	3	10	3.3	5	0
Seiple	1	4	4.0	4	0
DOLPHINS	594	2500	4.2	56	26
OPPONENTS	443	1768	4.0	39	15

RECEIVING	NO.	YDS.	AVG.	LG	TD
N. Moore	40	705	17.6	79t	4
Bulaich	32	276	8.6	59t	5
Twilley	24	366	15.3	32	4
Solomon	22	339	15.4	58t	2

PASSING	ATT.	COMP.	YDS.	PCT.	TD	INT.	LG	SCK/LST	RATING
Griese	191	118	1693	61.8	14	13	79t	16/131	86.6
Strock	45	26	230	57.8	2	2	25	3/29	67.9
Morrill	43	26	273	60.5	3	2	31	4/27	82.7
DOLPHINS	279	170	2196	60.9	19	17	79t	23/187	82.9
OPPONENTS	375	200	2335	53.3	9	21	62t	40/314	57.1

Mandich	21	217	10.3	32t	4
Seiple	10	84	8.4	15	0
Nottingham	9	66	7.3	18	0
Tillman	5	60	12.0	16	0
Ginn	3	21	7.0	8	0
Malone	2	47	23.5	43	0
Morris	2	15	7.5	10	0
DOLPHINS	170	2196	12.9	79t	19
OPPONENTS	200	2335	11.7	62t	9

INTERCEPTIONS	NO.	YDS.	AVG.	LG	TD
Scott	6	60	10.0	38	0
Johnson	4	41	10.3	17	0
Babb	4	18	4.5	18	0
Matheson	3	32	10.7	22	0
Rhone	2	2	1.0	2	0
Towle	1	16	16.0	16	0
Kolen	1	14	14.0	14	0
DOLPHINS	21	183	8.7	38	0
OPPONENTS	17	214	12.6	50	1

PUNTING	NO.	YDS.	AVG.	LG	BK
Seiple	65	2506	38.6	61	0
DOLPHINS	65	2506	38.6	61	0
OPPONENTS	72	2880	40.0	57	1

PUNT RET.	NO.	YDS.	AVG.	LG	TD
Solomon	26	320	12.3	50t	1
N. Moore	8	80	10.0	29	0
Babb	7	95	13.6	46	0
Scott	1	10	10.0	10	0
Ginn	1	4	4.0	4	0
DOLPHINS	43	509	11.8	50t	1
OPPONENTS	34	373	11.0	83t	1

KICKOFF RET.	NO.	YDS.	AVG.	LG	TD
Solomon	17	348	20.5	31	0
N. Moore	9	243	27.0	42	0
Ginn	9	235	26.1	39	0
Nottingham	3	80	26.7	27	0
Winfrey	1	25	25.0	25	0
Malone	1	18	18.0	18	0
DOLPHINS	40	949	23.7	42	0
OPPONENTS	65	1549	23.8	102t	1

SCORING	Ru	Pa	Rt	PAT	FG	S	TP
Yepremian	0	0	0	40/46	13/16	0	79
Nottingham	12	0	0	0	0	0	72
Bulaich	5	5	0	0	0	0	60
Mandich	0	4	0	0	0	0	24
N. Moore	0	4	0	0	0	0	24
Morris	4	0	0	0	0	0	24
Twilley	0	4	0	0	0	0	24
Malone	3	0	0	0	0	0	18
Solomon	0	2	1	0	0	0	18
Griese	1	0	0	0	0	0	6
Strock	1	0	0	0	0	0	6
Reese	0	0	0	0	0	1	2
DOLPHINS	26	19	1	40/46	13/16	1	357
OPPONENTS	15	9	3	25/27	11/21	1	222

FIELD GOALS	1-19	20-29	30-39	40-49	50+
Yepremian	1/1	5/5	6/7	1/2	0/1
DOLPHINS	1/1	5/5	6/7	1/2	0/1
OPPONENTS	0/0	3/5	4/6	4/10	0/0

SACKS
Den Herder 11.0, Crowder 7.5, Reese 7.5, Stanfill 6.5, Matheson 2.0, Andrews 1.5, Johnson 1.0, Kolen 1.0, Rhone 1.0, Swift 1.0.
DOLPHINS 40.0, OPPONENTS 23.0

USUAL STARTERS	
OFFENSE	
WR	Howard Twilley (8)
	*Freddie Solomon (5)
LT	Wayne Moore (14)
LG	Bob Kuechenberg (14)
C	Jim Langer (14)
RG	Larry Little (14)
RT	Norm Evans (13)
TE	Andre Tillman (8)
	Jim Mandich (6)
WR	Nat Moore (14)
QB	Bob Griese (10)
RB	Mercury Morris (14)
FB	Don Nottingham (13)

DEFENSE	
LDE	Vern Den Herder (14)
LDT	Randy Crowder (11)
RDT	Don Reese (11)
RDE	Bill Stanfill (8)
	*Steve Towle (4)
LLB	Doug Swift (13)
MLB	Mike Kolen (9)
RLB	Bob Matheson (13)
LCB	Tim Foley (9)
RCB	Curtis Johnson (14)
SS	Charlie Babb (14)
FS	Jake Scott (14)

boldface indicates Pro Bowl performer
* indicates rookie

1976 FINAL STATISTICS (6-8)

DATE	OPPONENT	SCORE	W/L	ATT.
9/13	at Buffalo	30-21	W	77,683
9/19	at New England	14-30	L	46,053
9/26	N.Y. JETS	16-0	W	49,754
10/3	LOS ANGELES	28-31	L	60,753
10/10	at Baltimore	14-28	L	58,832
10/17	KANSAS CITY	17-20(OT)	L	43,325
10/24	at Tampa Bay	23-20	W	59,155
10/31	NEW ENGLAND	10-3	W	52,863
11/7	at N.Y. Jets	27-7	W	53,344
11/14	at Pittsburgh	3-14	L	48,945
11/22	BALTIMORE	16-17	L	62,104
11/28	at Cleveland	13-17	L	74,715
12/5	BUFFALO	45-27	W	43,475
12/11	MINNESOTA	7-29	L	46,543

TEAM STATISTICS	MIA.	OPP.
TOTAL FIRST DOWNS	267	268
By Rushing	122	125
By Passing	125	131
By Penalty	20	12
TOTAL NET YARDS	4386	5081
Average Per Game	313.3	362.9
Total Plays	874	892
Average Per Play	5.0	5.7
NET YARDS RUSHING	2118	2411
Average Per Game	151.3	172.2
Total Rushes	491	525
NET YARDS PASSING	2268	2670
Average Per Game	162.0	190.7
Tackled/Yards Lost	37/336	20/193
Gross Yards	2604	2863
Attempts/Completions	346/193	347/195
Completion Percentage	55.8	56.2
Had Intercepted	15	11
PUNTS/AVERAGE	62/38.2	63/41.1
PENALTIES/YARDS	70/582	94/716
FUMBLE/BALL LOST	14/8	31/18
TOUCHDOWNS	31	34
By Rushing	15	14
By Passing	15	20
By Returns	1	0

Score By Quarters	1	2	3	4	OT	Total
DOLPHINS	27	98	64	74	0	263
OPPONENTS	31	93	62	75	3	264

RUSHING	NO.	YDS.	AVG.	LG	TD
Malone	186	797	4.3	31	4
Bulaich	122	540	4.4	35	4
Winfrey	52	205	3.9	13	1
Nottingham	63	185	2.9	13	3
Griese	23	108	4.7	26	0
Davis	31	160	5.2	57	1
N. Moore	4	36	9.0	21	0
Seiple	3	14	4.7	7	0
Solomon	4	60	15.0	59t	1
Strock	2	13	6.5	11	1
Heath	1	0	0.0	0	0

DOLPHINS	491	2118	4.3	59t	15
OPPONENTS	525	2411	4.6	75t	14

RECEIVING	NO.	YDS.	AVG.	LG	TD
N. Moore	33	625	18.9	67t	4
Bulaich	28	151	5.4	25	0
Solomon	27	453	16.8	53t	2

Harris	22	372	16.9	44	1
Mandich	22	260	11.8	31	4
Twillay	14	214	15.3	39	1
Tillman	13	130	10.0	16	1
Seiple	10	138	13.8	25	1
Malone	9	103	11.4	36	0
Winfrey	6	55	9.2	16	1
Nottingham	4	33	8.3	29	0
Davis	2	8	4.0	6	0
McCreary	2	51	25.5	30	0
Holmes	1	11	11.0	11	0

DOLPHINS	193	2604	13.5	67t	15
OPPONENTS	195	2863	14.7	64	20

INTERCEPTIONS	NO.	YDS.	AVG.	LG	TD
Ellis	2	40	20.0	40	0
Matheson	2	34	17.0	34	0
Babb	2	20	10.0	20	0
White	2	4	2.0	4	0
Anderson	1	32	32.0	32	0
Johnson	1	14	14.0	14	0
Salter	1	0	0.0	0	0

DOLPHINS	11	144	13.1	40	0
OPPONENTS	15	128	8.5	33	0

PUNTING	NO.	YDS.	AVG.	LG	BK
Seiple	62	2366	38.2	56	0
DOLPHINS	62	2366	38.2	56	0
OPPONENTS	63	2593	41.2	56	0

PUNT RET.	NO.	YDS.	AVG.	LG	TD
Solomon	13	205	15.8	79t	1
Harris	9	79	8.7	16	0
N. Moore	8	72	9.0	23	0
Babb	3	38	12.7	25	0
Anderson	2	21	10.5	11	0

DOLPHINS	35	415	11.9	79t	1
OPPONENTS	34	272	8.0	28	0

KICKOFF RET.	NO.	YDS.	AVG.	LG	TD
Davis	26	617	23.7	47	0
Harris	17	559	32.9	69	0
Nottingham	6	107	17.8	21	0
N. Moore	2	28	14.0	28	0
Winfrey	2	24	12.0	13	0
Solomon	1	12	12.0	12	0
Tillman	1	0	0.0	0	0

DOLPHINS	55	1347	24.5	69	0
OPPONENTS	57	1231	21.6	79	0

SCORING	Ru	Pa	Re	PAT	FG	S	TP
Yepremian	0	0	0	29/31	16/23	0	77
Bulaich	4	0	0	0	0	0	24
Malone	4	0	0	0	0	0	24
Mandich	0	4	0	0	0	0	24
N. Moore	0	4	0	0	0	0	24
Solomon	1	2	1	0	0	0	24
Nottingham	3	0	0	0	0	0	18
Winfrey	1	1	0	0	0	0	12
Davis	1	0	0	0	0	0	6
Harris	0	1	0	0	0	0	6
Seiple	0	1	0	0	0	0	6
Strock	1	0	0	0	0	0	6
Tillman	0	1	0	0	0	0	6
Twillay	0	1	0	0	0	0	6

DOLPHINS	15	15	1	29/31	16/23	0	263
OPPONENTS	14	20	0	30/34	10/21	0	264

FIELD GOALS	1-19	20-29	30-39	40-49	50+
Yepremian	0/0	9/10	2/4	4/8	1/1
DOLPHINS	0/0	9/10	2/4	4/8	1/1
OPPONENTS	2/2	4/8	2/5	2/6	0/0

SACKS	RESE	STANFILL	4.0	DEN	HERDER	3.0
Reese	4.0	Stanfill	4.0	Den Herder	3.0	
Andrews	2.0	Crowder	2.0	Buoniconi	1.0	
Heinz	1.0	Matheson	1.0	Towle	1.0	Babb 0.5, Gordon 0.5

DOLPHINS	20.0	OPPONENTS	37.0
----------	------	-----------	------

USUAL STARTERS	OFFENSE
WR	Nat Moore (9)
LT	Wayne Moore (14)
LG	Bob Kuechenberg (10)
C	Jim Langer (14)
RG	Larry Little (10)
RT	Darryl Carlton (8)
	Larry Little (4)
TE	Andre Tillman (14)
WR	Freddie Solomon (7)
	Howard Twilley (6)
QB	Bob Griese (13)
RB	Benny Malone (12)
FB	Don Nottingham (8)
	Norm Bulaich (6)

DEFENSE	LDE	VERN	DEN	HERDER	(14)
LDT	Randy Crowder	(14)			
RDT	Don Reese	(6)			
	Bob Heinz	(4)			
RDE	John Andrews	(4)			
	Don Reese	(3)			
	Bill Stanfill	(3)			
LLB	Larry Gordon	(14)			
MLB	Steve Towle	(12)			
RLB	Bob Matheson	(11)			
LCB	Jerry White	(14)			
RCB	Curtis Johnson	(9)			
SS	Charlie Babb	(14)			
FS	Barry Hill	(6)			
	Bryant Salter	(6)			

boldface indicates Pro Bowl performer
* indicates rookie

PASSING	ATT.	COMP.	YDS.	PCT.	TD	INT.	LG	SCK/LST	RATING
Griese	272	162	2097	59.6	11	12	47t	30/266	78.9
Strock	47	21	359	44.7	3	2	53t	4/41	74.6
Morrall	26	10	148	38.5	1	1	67t	3/29	54.7
Solomon	1	0	0	0.0	0	0	0	0.0	39.6
DOLPHINS	346	193	2604	55.8	15	15	67t	37/336	76.4
OPPONENTS	347	195	2863	56.2	20	11	64	20/193	89.0

1977 FINAL STATISTICS (10-4)

DATE	OPPONENT	SCORE	W/L	ATT.
9/18	at Buffalo	13-0	W	76,097
9/25	at San Francisco	19-15	W	40,503
10/2	HOUSTON	27-7	W	49,619
10/9	at Baltimore	28-45	L	57,005
10/16	N.Y. JETS	21-17	W	43,446
10/23	SEATTLE	31-13	W	29,858
10/30	SAN DIEGO	13-14	L	40,670
11/6	at N.Y. Jets	14-10	W	51,582
11/13	NEW ENGLAND	17-5	W	67,502
11/20	at Cincinnati	17-23	L	46,733
11/24	at St. Louis	55-14	W	50,269
12/5	BALTIMORE	17-6	W	68,977
12/11	at New England	10-14	L	61,064
12/17	BUFFALO	31-14	W	39,626

TEAM STATISTICS	MIA.	OPP.
TOTAL FIRST DOWNS	267	227
By Rushing	143	101
By Passing	107	117
By Penalty	17	9
Third Down: Made/Att.	78/172	88/199
TOTAL NET YARDS	4327	3982
Average Per Game	309.1	284.4
Total Plays	866	901
Average Per Play	5.0	4.4
NET YARDS RUSHING	2366	1749
Average Per Game	169.0	124.9
Total Rushes	519	467
NET YARDS PASSING	1961	2233
Average Per Game	140.1	159.5
Tackled/Yards Lost	36/303	20/160
Gross Yards	2264	2393
Attempts/Completions	311/182	414/226
Completion Percentage	58.5	54.6
Had Intercepted	14	15
PUNTS/AVERAGE	58/36.9	67/38.5
PENALTIES/YARDS	59/432	82/644
FUMBLES/BALL LOST	22/13	37/18
TOUCHDOWNS	41	23
By Rushing	18	12
By Passing	22	10
By Returns	1	1

Score By Quarters	1	2	3	4	OT	Total
DOLPHINS	86	113	60	54	0	313
OPPONENTS	52	48	33	64	0	197

RUSHING	NO.	YDS.	AVG.	LG	TD
Malone	129	615	4.8	66	5
Davis	126	533	4.2	60	2
L. Harris	91	417	4.6	77	4
Bulaich	91	416	4.6	29	4
Nottingham	44	214	4.9	13	2
Moore	14	89	6.4	24	1
Solomon	6	43	7.2	14	0
Griese	16	30	1.9	13	0
T. Anderson	1	11	11.0	11	0
Michel	1	-2	-2.0	-2	0
DOLPHINS	519	2366	4.6	77	18
OPPONENTS	467	1749	3.7	64	12

RECEIVING	NO.	YDS.	AVG.	LG	TD
Moore	52	765	14.7	73	12
D. Harris	34	601	17.7	47	5
Bulaich	25	180	7.2	14	0
Tillman	17	169	10.0	37	2
Davis	14	151	10.8	32	1
Solomon	12	181	15.1	54	1

PASSING	ATT.	COMP.	YDS.	PCT.	TD	INT.	LG	SCK/LST	RATING
Griese	307	180	2252	58.6	22	13	73	36/303	87.7
Strock	4	2	12	50.0	0	1	9	0/0	16.7
DOLPHINS	311	182	2264	58.5	22	14	73	36/303	86.1
OPPONENTS	414	226	2393	54.6	10	15	47	20/160	64.6

Nottingham	8	58	7.3	16	0
L. Harris	7	29	4.1	11	0
Mandich	6	63	10.5	15	0
Malone	4	58	14.5	35	0
McCreary	2	10	5.0	9	1
Seiple	1	-1	-1.0	-1	0

DOLPHINS	182	2264	12.4	73	22
OPPONENTS	226	2393	10.6	47	10

INTERCEPTIONS	NO.	YDS.	AVG.	LG	TD
Johnson	4	35	8.8	19	0
Thomas	3	23	7.7	23	0
Foley	3	17	5.7	17	0
Gordon	1	27	27.0	27	0
Babb	1	15	15.0	15	0
Matheson	1	7	7.0	7	0
Roberson	1	0	0.0	0	0
Voik	1	0	0.0	0	0

DOLPHINS	15	124	8.3	27	0
OPPONENTS	14	238	17.0	34	0

PUNTING	NO.	YDS.	AVG.	LG	BK
Michel	35	1338	38.2	61	0
Seiple	22	801	36.4	54	1

DOLPHINS	58	2139	36.9	61	1
OPPONENTS	67	2581	38.5	60	0

PUNT RET.	NO.	YDS.	AVG.	LG	TD
Solomon	32	285	8.9	39	0
D. Anderson ..	4	3	0.7	3	0
Babb	2	10	5.0	7	0
Davis	1	11	11.0	11	0
T. Anderson ..	1	6	6.0	6	0

DOLPHINS	40	315	7.9	39	0
OPPONENTS	29	267	9.2	49	0

KICKOFF RET.	NO.	YDS.	AVG.	LG	TD
Davis	14	414	29.6	73	0
Solomon	10	273	27.3	90	1
T. Anderson ..	7	167	23.9	40	0
D. Harris	4	91	22.8	31	0
Nottingham	2	36	18.0	18	0
McCreary	1	30	30.0	30	0

DOLPHINS	38	1011	26.6	90	1
OPPONENTS	59	1281	21.7	32	0

SCORING	Ru	Pa	Rt	PAT	FG	S	TP
Moore	1	12	0	0	0	0	78
Yepremian	0	0	0	37/41	10/22	0	67
D. Harris	0	5	0	0	0	0	30
Malone	5	0	0	0	0	0	30
Bulaich	4	0	0	0	0	0	24
L. Harris	4	0	0	0	0	0	24
Davis	2	1	0	0	0	0	18
Nottingham	2	0	0	0	0	0	12
Solomon	0	1	1	0	0	0	12
Tillman	0	2	0	0	0	0	12
McCreary	0	1	0	0	0	0	6
Michel	0	0	0	0/1	0	0	0

DOLPHINS	18	22	1	37/42	10/22	0	313
OPPONENTS	12	10	1	21/23	12/20	0	197

FIELD GOALS	1-19	20-29	30-39	40-49	50+
Yepremian	0/0	3/4	5/7	2/9	0/2

DOLPHINS	0/0	3/4	5/7	2/9	0/2
OPPONENTS ..	1/1	2/2	4/5	5/10	0/2

SACKS
Duhe 7.0, Baumhower 4.0, Bokamper 2.5, Gordon 2.0, Matheson 2.0, Den Herder 1.5, Babb 1.0.

DOLPHINS 20.0, OPPONENTS 36.0

USUAL STARTERS

OFFENSE
WR Nat Moore (14)
LT Wayne Moore (14)
LG Bob Kuechenberg (12)
C Jim Langer (14)
RG Larry Little (13)
RT Mike Current (14)
TE Andre Tillman (14)
WR Freddie Solomon (6)
QB Duell Harris (4)
QB Lloyd McCreary (4)
QB Bob Griese (14)
RB Benny Malone (8)
RB Gary Davis (6)
FB Norm Bulaich (7)
FB *Leroy Harris (5)

DEFENSE
LDE Vern Den Herder (11)
NT *Bob Baumhower (14)
RDE *A.J. Duhe (14)
LOLB Kim Bokamper (14)
LILB Steve Towle (7)
Mike Kolen (4)
RILB Bob Matheson (8)
Steve Towle (5)
ROLB Larry Gordon (14)
LCB Norris Thomas (10)
RCB Curtis Johnson (14)
SS Tim Foley (10)
FS Vern Roberson (9)
Charlie Babb (4)

boldface indicates Pro Bowl performer
* indicates rookie

1978 FINAL STATISTICS (11-5)

DATE	OPPONENT	SCORE	W/L	ATT.
9/3	at N.Y. Jets	20-33	L	49,598
9/10	at Baltimore	42-0	W	46,426
9/17	BUFFALO	31-24	W	48,373
9/24	at Philadelphia	3-17	L	62,998
10/1	ST. LOUIS	24-10	W	43,882
10/9	CINCINNATI	21-0	W	54,729
10/15	at San Diego	28-21	W	50,637
10/22	at New England	24-33	L	60,424
10/29	BALTIMORE	26-8	W	53,524
11/5	DALLAS	23-16	W	70,414
11/12	at Buffalo	25-24	W	48,623
11/20	at Houston	30-35	L	50,290
11/26	N.Y. JETS	13-24	L	49,255
12/3	at Washington	16-0	W	52,860
12/10	OAKLAND	23-6	W	73,003
12/18	NEW ENGLAND	23-3	W	72,071

TEAM STATISTICS	MIA.	OPP.
TOTAL FIRST DOWNS	270	298
By Rushing	119	120
By Passing	135	156
By Penalty	16	22
Third Down: Made/Att.	98/215	88/205
TOTAL NET YARDS	4835	5169
Average Per Game	302.2	323.1
Total Plays	954	1021
Average Per Play	5.1	5.1
NET YARDS RUSHING	2366	2261
Average Per Game	147.9	141.3
Total Rushes	548	543
NET YARDS PASSING	2469	2908
Average Per Game	154.3	181.8
Tackled/Yards Lost	27/238	41/343
Gross Yards	2707	3251
Attempts/Completions	379/226	437/256
Completion Percentage	59.6	58.6
Had Intercepted	18	32
PUNTS/AVERAGE	81/40.3	74/37.0
PENALTIES/YARDS	74/603	99/865
FUMBLES/BALL LOST	24/12	37/21
TOUCHDOWNS	45	30
By Rushing	18	15
By Passing	24	15
By Returns	3	0

Score By Quarters	1	2	3	4	OT	Total
DOLPHINS	101	126	68	77	0	372
OPPONENTS	24	87	64	79	0	254

RUSHING	NO.	YDS.	AVG.	LG	TD
Williams	272	1258	4.6	58t	8
L. Harris	123	512	4.2	51	2
Davis	62	313	5.0	65t	3
Bulaich	40	196	4.9	63	2
Braxton	20	48	2.4	15	0
Strock	10	23	2.3	12	0
Malone	6	18	3.0	7	1
Griese	9	10	1.1	9	0
Benjamin	1	-2	-2.0	-2	0
Moore	4	-3	-0.8	3	0
Roberts	1	-7	-7.0	-7	0
DOLPHINS	548	2366	4.3	65t	18
OPPONENTS	543	2261	4.2	81t	15

RECEIVING	NO.	YDS.	AVG.	LG	TD
Moore	48	645	13.5	47	10

D. Harris	45	654	14.5	63t	3
Tillman			31		
398	12.8	33			
L. Harris	25	211	8.4	57	0
Davis	24	218	9.1	34	0
Williams	18	192	10.7	42	0
Bulaich	16	92	5.8	22	0
Cefalo	6	145	24.2	43	3
Braxton	4	47	11.8	19	0
Hardy	4	32	8.0	15	2
McCreary	3	27	9.0	12	2
Rather	1	39	39.0	39	0
Den Herder	1	7	7.0	7t	1

DOLPHINS	226	2707	12.0	63t	24
OPPONENTS	256	3251	12.7	92t	15

INTERCEPTIONS	NO.	YDS.	AVG.	LG	TD
Foley	6	12	2.0	8	0
Small	4	157	39.3	46t	1
Volk	4	42	10.5	24	0
Babb	3	61	20.3	36	0
Gordon	3	35	11.7	22	0
Johnson	3	-2	-0.7	0	0
Thomas	2	63	31.5	53t	1
Rhine	2	4	2.0	4	0
Chambers	1	49	49.0	49	0
Cornelius	1	21	21.0	21	0
Towle	1	14	14.0	14	0
Bokamper	1	2	2.0	2	0
Baumhower	1	0	0.0	0	0

DOLPHINS	32	458	14.3	53t	2
OPPONENTS	18	224	12.4	33	0

PUNTING	NO.	YDS.	AVG.	LG	BK
Roberts	81	3263	40.3	59	0
DOLPHINS	81	3263	40.3	59	0
OPPONENTS	74	2741	37.0	58	2

PUNT RET.	NO.	YDS.	AVG.	LG	TD
Cefalo	28	232	8.3	26	0
Babb	9	57	6.3	14	0
Davis	2	36	18.0	25	0
Moore	1	11	11.0	11	0
Cornelius	1	5	5.0	5	0
DOLPHINS	41	341	8.3	26	0
OPPONENTS	42	303	7.2	34	0

KICKOFF RET.	NO.	YDS.	AVG.	LG	TD
D. Harris	29	657	22.7	53	0
Davis	13	251	19.3	27	0
Anderson	7	157	22.4	31	0
Cefalo	2	40	20.0	21	0
Hardy	2	27	13.5	15	0
DOLPHINS	53	1132	21.4	53	0
OPPONENTS	70	1459	20.8	39	0

SCORING	Ru	Pa	Rt	PAT	FG	S	TP
Yepremian	0	0	0	41/45	19/23	0	98
Moore	0	10	0	0	0	0	60
Williams	8	0	0	0	0	0	48
Cefalo	0	3	0	0	0	0	18
Davis	3	0	0	0	0	0	18
D. Harris	0	3	0	0	0	0	18
Tillman	0	3	0	0	0	0	18
Braxton	2	0	0	0	0	0	12

Bulaich	2	0	0	0	0	0	12
Hardy	0	2	0	0	0	0	12
Harris	2	0	0	0	0	0	12
McCreary	0	2	0	0	0	0	12
Baumhower	0	0	1	0	0	0	6
Den Herder	0	1	0	0	0	0	6
Malone	1	0	0	0	0	0	6
Small	0	0	1	0	0	0	6
Thomas	0	0	1	0	0	0	6
Bokamper	0	0	0	0	0	1	2
DuHe	0	0	0	0	0	1	2

DOLPHINS	18	24	3	41/45	19/23	2	372
OPPONENTS	15	15	0	28/30	14/21	1	254

FIELD GOALS	1-19	20-29	30-39	40-49	50+
Yepremian	0/0	4/5	10/11	5/7	0/0
DOLPHINS	0/0	4/5	10/11	5/7	0/0
OPPONENTS	1/1	4/6	6/8	3/6	0/0

SACKS

Den Herder	9.0
Bokamper	8.0
DuHe	8.0
Gordon	4.5
Bettors	4.0
Chambers	1.5
Baumhower	1.5
Matheson	1.5
Babb	1.0
Barisich	1.0
Simpson	1.0

DOLPHINS 41.0, OPPONENTS 27.0

USUAL STARTERS

OFFENSE

WR	Durriel Harris (15)
LT	Wayne Moore (9)
LG	Bob Kuechenberg (7)
	Bob Kuechenberg (8)
	Ed Newman (8)
C	Jim Langer (16)
RG	Larry Little (15)
RT	Mike Current (15)
TE	Andre Tillman (16)
WR	Nat Moore (15)
QB	Bob Griese (9)
	Don Strock (7)
RB	Delvin Williams (15)
FB	Leroy Harris (11)

DEFENSE

LDE	Vern Den Herder (16)
NT	Bob Baumhower (16)
RDE	A.J. Duhe (10)
LOLB	Kim Bokamper (16)
LILB	Steve Towle (13)
RILB	Rusty Chambers (15)
ROLB	Larry Gordon (15)
LCB	Norris Thomas (16)
RCB	Curtis Johnson (12)
SS	Tim Foley (16)
FS	Rick Volk (13)

boldface indicates Pro Bowl performer
* indicates rookie

PASSING	ATT.	COMP.	YDS.	PCT.	TD	INT.	LG	SCK/LST	RATING
Griese	235	148	1791	63.0	11	11	63t	18/165	82.4
Strock	135	72	825	53.3	12	6	57	9/73	83.3
Benjamin	8	6	91	75.0	1	1	43	0/0	112.0
Williams	1	0	0	0.0	0	0	0	0/0	39.6
DOLPHINS	379	226	2707	59.6	24	18	63t	27/238	82.9
OPPONENTS	437	256	3251	58.6	15	32	92t	41/343	62.8

1979 FINAL STATISTICS (10-6)

DATE	OPPONENT	SCORE	W/L	ATT.
9/2	at Buffalo	9-7	W	69,441
9/9	SEATTLE	19-10	W	56,233
9/16	at Minnesota	27-12	W	44,187
9/23	CHICAGO	31-16	W	66,011
9/30	at N.Y. Jets	27-33	L	51,496
10/8	at Oakland	3-13	L	52,419
10/14	BUFAKALO	17-7	W	45,597
10/21	at New England	13-28	L	61,096
10/28	GREEN BAY	27-7	W	47,741
11/5	HOUSTON	6-9	L	70,273
11/11	BALTIMORE	19-0	W	50,193
11/18	at Cleveland	24-30(OT)	L	80,374
11/25	at Baltimore	28-24	W	36,016
11/29	NEW ENGLAND	39-24	W	69,174
12/9	at Detroit	28-10	W	78,087
12/15	N.Y. JETS	24-27	L	49,915

TEAM STATISTICS	MIA.	OPP.
TOTAL FIRST DOWNS	297	238
By Rushing	126	87
By Passing	140	135
By Penalty	31	16
Third Down: Made/Att.	99/205	96/213
TOTAL NET YARDS	4950	4439
Average Per Game	309.4	277.4
Total Plays	1006	938
Average Per Play	4.9	4.7
NET YARDS RUSHING	2187	1702
Average Per Game	136.7	106.4
Total Rushes	561	484
NET YARDS PASSING	2763	2737
Average Per Game	172.7	171.1
Tackled/Yards Lost.	29/255	36/314
Gross Yards	3018	3051
Attempts/Completions	416/235	418/230
Completion Percentage	56.5	55.0
Had Intercepted	22	23
PUNTS/AVERAGE	71/39.5	77/37.9
PENALTIES/YARDS	79/651	107/834
FUMBLES/BALL LOST	27/15	29/15
TOUCHDOWNS	40	31
By Rushing	19	9
By Passing	20	17
By Returns	1	5

Score By Quarters	1	2	3	4	OT	Total
DOLPHINS	71	75	80	115	0	341
OPPONENTS	24	71	87	69	6	257

RUSHING	NO.	YDS.	AVG.	LG	TD
Csonka	220	837	3.8	22	12
Williams	184	703	3.8	39	3
Davis	98	383	3.9	42	1
Nathan	16	68	4.2	18	0
Torrey	13	61	4.7	17	1
Bulaich	9	37	4.1	9	2
Griese	11	30	2.7	18	0
Moore	3	22	7.3	18	0
Harris	1	20	20.0	20	0
Howell	3	8	2.7	5	0
DOLPHINS	561	2187	3.9	42	19
OPPONENTS	484	1702	3.5	30	9

RECEIVING	NO.	YDS.	AVG.	LG	TD
Moore	48	840	17.5	53	6

Harris	42	798	19.0	51	3
Davis	34	215	6.3	18	0
Hardy	30	386	12.8	28	3
Williams	21	175	8.3	38	1
Nathan	17	213	12.5	35	2
Csonka	16	75	4.7	18	1
Cefalo	12	223	18.6	30	3
Bulaich	8	53	6.6	13	1
Howell	3	23	7.7	11	0
Lee	2	14	7.0	10	0
Torrey	2	3	1.5	8	0

DOLPHINS	235	3018	12.8	53	20
OPPONENTS	230	3051	13.3	78t	17

INTERCEPTIONS	NO.	YDS.	AVG.	LG	TD
Colzie	5	86	17.2	56	0
Small	5	74	14.8	40	0
Gordon	2	33	16.5	33	0
Thomas	2	29	14.5	24	0
Rhine	2	17	8.5	10	0
Foley	2	8	4.0	8	0
Matheson	1	28	28.0	28	0
Chambers	1	4	4.0	4	0
Babb	1	3	3.0	3	0
Bokamper	1	3	3.0	3	0
Towle	1	0	0.0	0	0

DOLPHINS	23	285	12.4	56	0
OPPONENTS	22	382	17.4	58t	3

PUNTING	NO.	YDS.	AVG.	LG	BK
Roberts	69	2772	40.2	68	1
von Schamann	1	31	31.0	31	0

DOLPHINS	71	2803	39.5	68	1
OPPONENTS	77	2919	37.9	60	0

PUNT RET.	NO.	YDS.	AVG.	LG	TD
Nathan	28	306	10.9	86t	1
Kozlowski	3	21	7.0	11	0
Cefalo	2	10	5.0	10	0
Babb	1	0	0.0	0	0

DOLPHINS	34	337	9.9	86t	1
OPPONENTS	25	131	5.2	34	0

KICKOFF RET.	NO.	YDS.	AVG.	LG	TD
Nathan	45	1016	22.6	43	0
Kozlowski	4	85	21.2	22	0
Davis	2	27	13.5	16	0
Bessilleu	0	20	-	20	0
DOLPHINS	51	1148	22.5	43	0
OPPONENTS	69	1518	22.0	55	0

SCORING	Ru	Pa	Rt	PAT	FG	S	TP
von Schamann	0	0	0	36/40	21/29	0	99
Csonka	12	1	0	0	0	0	78
Moore	0	6	0	0	0	0	36
Williams	3	1	0	0	0	0	24
Cefalo	0	3	0	0	0	0	18
Hardy	0	3	0	0	0	0	18
Harris	0	3	0	0	0	0	18
Bulaich	2	1	0	0	0	0	18
Nathan	0	2	1	0	0	0	18
Davis	1	0	0	0	0	0	6
Torrey	1	0	0	0	0	0	6
Team	0	0	0	0	0	1	2
DOLPHINS	19	20	1	36/40	21/29	1	341
OPPONENTS	9	17	5	26/30	15/26	0	257

FIELD GOALS	1-19	20-29	30-39	40-49	50+
von Schamann	0/0	8/8	9/14	2/4	2/3
DOLPHINS	0/0	8/8	9/14	2/4	2/3
OPPONENTS	0/0	2/3	7/9	6/14	0/0

SACKS
Den Herder 9.0, Betteres 8.0, Baumhower 6.5, Bokamper 4.5, Gordon 3.0, Duhe 2.0, Barisch 1.5, Thomas 1.0, Towle 0.5.
DOLPHINS 36.0, OPPONENTS 29.0

USUAL STARTERS
OFFENSE
WR Durriel Harris (14)
LT Bob Kuechenberg (16)
LG Ed Newman (16)
C Jim Langer (9)
Mark Dennard (7)
RG Larry Little (14)
RT Mike Current (16)
TE Bruce Hardy (14)
WR Nat Moore (14)
QB Bob Griese (12)
RB Delvin Williams (13)
FB Larry Csonka (16)

DEFENSE
LDE Vern Den Herder (16)
NT Bob Baumhower (16)
RDE Doug Betteres (14)
LOLB Kim Bokamper (13)
LILB Steve Towle (16)
RILB Rusty Chambers (14)
ROLB Larry Gordon (16)
LCB Norris Thomas (16)
RCB Gerald Small (16)
SS Tim Foley (15)
FS Neal Colzie (16)

boldface indicates Pro Bowl performer
* indicates rookie

PASSING	ATT.	COMP.	YDS.	PCT.	TD	INT.	LG	SCK/LST	RATING
Griese	310	176	2160	56.8	14	16	51	26/221	72.0
Strock	100	56	830	56.0	6	6	53	2/22	78.3
Benjamin	4	3	28	75.0	0	0	17	1/10	93.8
Hardy	1	0	0	0.0	0	0	0	0/0	39.6
Williams	1	0	0	0.0	0	0	0	0/0	39.6
DOLPHINS	416	235	3018	56.5	20	22	53	29/255	73.3
OPPONENTS	418	230	3051	55.0	17	23	78t	36/314	69.0

1980 FINAL STATISTICS (8-8)

DATE	OPPONENT	SCORE	W/L	ATT.
9/7	at Buffalo	7-17	L	79,598
9/14	CINCINNATI	17-16	W	38,322
9/21	at Atlanta	20-17	W	55,479
9/28	NEW ORLEANS	21-16	W	40,946
10/5	BALTIMORE	17-30	L	50,631
10/12	at New England	0-34	L	60,377
10/19	BUFFALO	17-14	W	41,636
10/27	at N.Y. Jets	14-17	L	53,046
11/2	at Oakland	10-16	L	46,378
11/9	at Los Angeles	35-14	W	62,198
11/16	SAN FRANCISCO	17-13	W	45,135
11/20	SAN DIEGO	24-27(OT)	L	63,013
11/30	at Pittsburgh	10-23	L	51,384
12/8	NEW ENGLAND	16-13(OT)	W	63,292
12/14	at Baltimore	24-14	W	30,564
12/20	N.Y. JETS	17-24	L	41,854

TEAM STATISTICS	MIA.	OPP.
TOTAL FIRST DOWNS	284	309
By Rushing	107	107
By Passing	149	185
By Penalty	28	17
Third Down: Made/Att.	90/232	115/239
TOTAL NET YARDS	4564	5224
Average Per Game	285.3	326.5
Total Plays	1015	1062
Average Per Play	4.5	4.9
NET YARDS RUSHING	1876	2018
Average Per Game	117.3	126.1
Total Rushes	492	530
NET YARDS PASSING	2688	3206
Average Per Game	168.0	200.4
Tackled/Yards Lost.	31/265	27/233
Gross Yards	2953	3439
Attempts/Completions.	492/267	505/290
Completion Percentage ..	54.3	57.4
Had Intercepted	26	28
PUNTS/AVERAGE	79/41.5	72/37.3
PENALTIES/YARDS	74/567	108/923
FUMBLES/BALL LOST	33/16	31/17
TOUCHDOWNS	32	36
By Rushing	9	13
By Passing	21	21
By Returns	2	2

Score By Quarters	1	2	3	4	OT	Total
DOLPHINS	47	65	37	114	3	266
OPPONENTS	54	100	65	83	3	305

RUSHING	NO.	YDS.	AVG.	LG	TD
Williams	187	671	3.6	65	2
Nathan	60	327	5.5	18	1
Robiskie	78	250	3.2	36	2
Woodley	55	214	3.9	17	3
Howell	60	206	3.4	23	1
Bennett	43	187	4.3	19	0
Giaquinto	5	16	3.2	5	0
Testerman	1	5	5.0	5	0
Moore	1	3	3.0	3	0
Griese	1	0	0.0	0	0
Strock	1	-3	-3.0	-3	0
DOLPHINS	492	1876	3.8	65	9
OPPONENTS	530	2018	3.8	53	13

PASSING	ATT.	COMP.	YDS.	PCT.	TD	INT.	LG	SCK/LST	RATING
Woodley	327	176	1850	53.8	14	17	61	17/127	63.1
Griese	100	61	790	61.0	6	4	54	9/89	89.2
Strock	62	30	313	48.4	1	5	33	5/49	35.1
Moore	1	0	0	0.0	0	0	0	0/0	39.6
Nathan	1	0	0	0.0	0	0	0	0/0	39.6
Williams	1	0	0	0.0	0	0	0	0/0	39.6
DOLPHINS	492	267	2953	54.3	21	26	61	31/265	64.6
OPPONENTS	505	290	3439	57.4	21	28	61	27/233	69.1

RECEIVING	NO.	YDS.	AVG.	LG	TD
Nathan	57	588	10.3	61	5
Moore	47	564	12.0	33	7
Harris	33	583	17.7	54	2
Williams	31	207	6.7	19	0
Giaquinto	24	192	8.0	25	1
Hardy	19	159	8.4	19	2
Rose	13	149	11.5	50	0
Robiskie	13	60	4.6	15	0
Cefalo	11	199	18.1	52	1
Lee	7	83	11.9	41	2
Howell	5	38	7.6	13	0
Bailey	4	105	26.3	39	0
Bennett	3	26	8.7	19	1

DOLPHINS	267	2953	11.1	61	21
OPPONENTS	290	3439	11.9	61	21

INTERCEPTIONS	NO.	YDS.	AVG.	LG	TD
Small	7	46	6.6	22	0
McNeal	5	17	3.4	15	0
Bessillieu	4	13	3.3	12	0
Taylor	3	55	18.3	44	0
Rhone	3	33	11.0	12	0
Blackwood	3	0	0.0	0	0
Ortega	1	17	17.0	17	0
Gordon	1	11	11.0	11	0
Bokamper	1	6	6.0	6	0

DOLPHINS	28	198	7.1	44	0
OPPONENTS	26	386	14.8	71	1

PUNTING	NO.	YDS.	AVG.	LG	BK
Roberts	77	3279	42.6	71	2

DOLPHINS	79	3279	41.5	71	2
OPPONENTS	72	2684	37.3	69	1

PUNT RET.	NO.	YDS.	AVG.	LG	TD
Nathan	23	178	7.7	30	0
Giaquinto	7	35	5.0	15	0
Bessillieu	1	0	0.0	0	0
Blackwood	1	0	0.0	0	0
DOLPHINS	32	213	6.7	30	0
OPPONENTS	42	339	8.1	35	0

KICKOFF RET.	NO.	YDS.	AVG.	LG	TD
Bessillieu	40	890	22.3	87	0
Giaquinto	9	146	16.2	22	0
Nathan	5	102	20.4	31	0
Harris	5	89	17.8	22	0
Barnett	1	7	7.0	7	0
Allen	1	0	0.0	0	0
DOLPHINS	61	1234	20.2	87	0
OPPONENTS	53	1210	22.8	52	0

SCORING	Ru	Pa	Rt	PAT	FG	S	TP
von Schamann	0	0	0	32/32	14/23	0	74
Moore	0	7	0	0	0	0	42
Nathan	1	5	0	0	0	0	36
Woodley	3	0	0	0	0	0	18
Giaquinto	0	1	1	0	0	0	12
Hardy	0	2	0	0	0	0	12
Harris	0	2	0	0	0	0	12
Lee	0	2	0	0	0	0	12
Robiskie	2	0	0	0	0	0	12
Williams	2	0	0	0	0	0	12

Bennett	0	1	0	0	0	0	6
Bessillieu	0	0	1	0	0	0	6
Cefalo	0	1	0	0	0	0	6
Howell	1	0	0	0	0	0	6

DOLPHINS	9	21	2	32/32	14/23	0	266
OPPONENTS	13	21	2	33/36	18/25	1	305

FIELD GOALS	1-19	20-29	30-39	40-49	50+
von Schamann	0/0	9/10	3/5	2/5	0/3
DOLPHINS	0/0	9/10	3/5	2/5	0/3
OPPONENTS	0/0	2/2	12/14	4/8	0/1

SACKS

Bokamper 5.5, Duhe 5.5, Baumhower 4.0, Betterers 4.0, Gordon 3.0, Bessillieu 2.0, Den Herder 2.0, Rhone 1.0.
--

DOLPHINS 27.0, OPPONENTS 31.0

USUAL STARTERS

OFFENSE

WR	Nat Moore (16)
LT	Jon Giesler (10)
LG	Bob Kuechenberg (16)
C	Mark Dennard (16)
RG	Ed Newman (16)
RT	Eric Laakso (16)
TE	Bruce Hardy (12)
TE	Ronnie Lee (13)
QB	*David Woodley (11)
RB	Delvin Williams (10)
FB	Steve Howell (8)
	Terry Robiskie (5)

DEFENSE

LDE	Vern Den Herder (16)
NT	Bob Baumhower (16)
RDE	Doug Betterers (16)
LOLB	Kim Bokamper (16)
LILB	Rusty Chambers (8)
	Ralph Ortega (6)
RILB	A.J. Duhe (14)
ROLB	Larry Gordon (14)
LCB	*Don McNeal (13)
RCB	Gerald Small (16)
SS	Glenn Blackwood (15)
FS	Don Bessillieu (13)

boldface indicates Pro Bowl performer
* indicates rookie

1981 FINAL STATISTICS (11-4-1)

DATE	OPPONENT	SCORE	W/L	ATT.
9/6	at St. Louis	20-7	W	50,351
9/10	PITTSBURGH	30-10	W	74,190
9/20	at Houston	16-10	W	47,379
9/27	at Baltimore	31-28	W	41,630
10/4	N.Y. JETS	28-28(OT)	T	68,723
10/12	at Buffalo	21-31	L	78,576
10/18	WASHINGTON	13-10	W	47,367
10/25	at Dallas	27-28	L	64,221
11/1	BALTIMORE	27-10	W	46,061
11/8	at New England	30-27(OT)	W	60,436
11/15	OAKLAND	17-33	L	61,777
11/22	at N.Y. Jets	15-16	L	59,962
11/30	PHILADELPHIA	13-10	W	67,797
12/6	NEW ENGLAND	24-14	W	50,421
12/13	at Kansas City	17-7	W	57,407
12/19	BUFFALO	16-6	W	72,956

TEAM STATISTICS	MIA.	OPP.
TOTAL FIRST DOWNS	306	296
By Rushing	123	124
By Passing	157	160
By Penalty	26	12
Third Down: Made/Att.	86/225	81/214
TOTAL NET YARDS	5322	5363
Average Per Game	332.6	335.2
Total Plays	1063	1039
Average Per Play	5.0	5.2
NET YARDS RUSHING	2173	2032
Average Per Game	135.8	127.0
Total Rushes	535	492
NET YARDS PASSING	3149	3331
Average Per Game	196.8	208.2
Tackled/Yards Lost.	30/236	38/314
Gross Yards	3385	3645
Attempts/Completions.	498/271	509/297
Completion Percentage ..	54.4	58.3
Had Intercepted	21	18
PUNTS/AVERAGE	83/40.8	87/41.0
PENALTIES/YARDS	71/541	104/886
FUMBLES/BALL LOST	26/10	30/15
TOUCHDOWNS	39	33
By Rushing	18	10
By Passing	18	23
By Returns	3	0

Score By Quarters	1	2	3	4	OT	Total
DOLPHINS	41	110	97	94	3	345
OPPONENTS	72	92	30	81	0	275

RUSHING	NO.	YDS.	AVG.	LG	TD
Nathan	147	782	5.3	46	5
Franklin	201	711	3.5	29	7
Woodley	63	272	4.3	26	4
Hill	37	146	3.9	24	1
Vigorito	35	116	3.3	30	1
Bennett	28	104	3.7	12	0
Giaquinto	3	31	10.3	20	0
Howell	5	21	4.2	9	0
Orosz	1	13	13.0	13	0
Moore	1	3	3.0	3	0
Strock	14	-26	-1.9	9	0
DOLPHINS	535	2173	4.1	46	18
OPPONENTS	492	2032	4.1	28	10

RECEIVING	NO.	YDS.	AVG.	LG	TD
Harris	53	911	17.2	55	2

PASSING	ATT.	COMP.	YDS.	PCT.	TD	INT.	LG	SCK/LST	RATING
Woodley	366	191	2470	52.2	12	13	69t	24/191	69.8
Strock	130	79	901	60.1	6	8	52	6/45	71.1
Hill	1	1	14	100.0	0	0	14	0/0	118.8
Nathan	1	0	0	0.0	0	0	0	0/0	39.6
DOLPHINS	498	271	3385	54.4	18	21	69t	30/236	70.3
OPPONENTS	509	297	3645	58.3	23	18	76t	38/314	80.2

Nathan	50	452	9.0	31	3
Vigorito	33	237	7.2	31	2
Cefalo	29	631	21.8	69t	3
Moore	26	452	17.4	52	2
Rose	23	316	13.7	50	2
Hardy	15	174	11.6	21	0
Lee	14	64	4.6	11	1
Hill	12	73	6.1	16	1
Giaquinto	7	38	5.4	16	1
Bennett	4	22	5.5	10	0
Franklin	3	6	2.0	3	1
Howell	2	9	4.5	5	0

DOLPHINS	271	3385	12.5	69t	18
OPPONENTS	297	3645	12.3	76t	23

INTERCEPTIONS	NO.	YDS.	AVG.	LG	TD
G. Blackwood	4	124	31.0	39	0
Kozlowski	3	37	12.3	29	0
Rhone	3	35	11.7	16	0
L. Blackwood	3	12	4.0	11	0
Brudzinski	2	35	17.5	19	0
DuHe	1	11	11.0	11	0
Walker	1	0	0.0	0	0
Bessillieu	1	0	0.0	0	0

DOLPHINS	18	254	14.1	39	0
OPPONENTS	21	288	13.7	39	0

PUNTING	NO.	YDS.	AVG.	LG	BK
Orosz	83	3386	40.8	61	0
DOLPHINS	83	3386	40.8	61	0
OPPONENTS	87	3565	41.0	59	0

PUNT RET.	NO.	YDS.	AVG.	LG	TD
Vigorito	36	379	10.5	87	1
Walker	5	50	10.0	17	0
G. Blackwood	2	8	4.0	6	0
Bessillieu	1	12	12.0	12	0
Kozlowski	1	9	9.0	9	0
DOLPHINS	45	458	10.2	87	1
OPPONENTS	45	286	6.4	22	0

KICKOFF RET.	NO.	YDS.	AVG.	LG	TD
Walker	38	932	24.5	90t	1
Bessillieu	7	114	16.3	30	0
Vigorito	4	84	12.0	25	0
Kozlowski	1	40	40.0	40	0
Giaquinto	1	22	22.0	22	0
Harris	1	20	20.0	20	0
Hill	1	20	20.0	20	0
Rose	1	5	5.0	5	0
DOLPHINS	54	1228	22.7	90t	1
OPPONENTS	61	1218	20.0	41	0

SCORING	Ru	Pa	Rt	PAT	FG	S	TP
von Schumann	0	0	0	37/38	24/31	0	109
Nathan	5	3	0	0	0	0	48
Franklin	7	1	0	0	0	0	48
Woodley	4	0	0	0	0	0	24
Vigorito	1	2	1	0	0	0	24
Cefalo	0	3	0	0	0	0	18
Moore	0	2	0	0	0	0	12
Harris	0	2	0	0	0	0	12
Hill	1	1	0	0	0	0	12
Rose	0	2	0	0	0	0	12
Giaquinto	0	1	0	0	0	0	6
Kozlowski	0	0	1	0	0	0	6

Lee	0	1	0	0	0	0	6
Walker	0	0	1	0	0	0	6
Gordon	0	0	0	0	0	1	2

DOLPHINS	18	18	3	37/39	24/31	1	345
OPPONENTS ..	10	23	0	33/33	14/21	0	275

FIELD GOALS	1-19	20-29	30-39	40-49	50+
von Schumann	0/0	9/9	11/12	4/10	0/0
DOLPHINS	0/0	9/9	11/12	4/10	0/0
OPPONENTS ..	0/0	4/6	5/5	5/8	0/2

SACKS	BAUMHOWER	BOKAMPER	DUHE	PHINE	HERDER
Baumhower	9.0	7.5	7.5	7.5	7.5
Rhone	6.0	5.0	5.0	5.0	5.0
Gordon	1.0	1.0	1.0	1.0	1.0
Herder	1.0	1.0	1.0	1.0	1.0

DOLPHINS 38.0, OPPONENTS 30.0

USUAL STARTERS	
OFFENSE	
WR	Duriel Harris (10)
LT	Jon Giesler (16)
LG	Bob Kuechenberg (9)
	Jeff Toews (7)
C	Mark Dennard (11)
RG	Ed Newman (16)
TE	Eric Laakso (16)
RT	Ronnie Lee (16)
WR	Nat Moore (11)
QB	David Woodley (15)
RB	Tony Nathan (11)
FB	*Andy Franklin (12)

DEFENSE	
LDE	Doug Betters (15)
NT	Bob Baumhower (16)
RDE	Vern Den Herder (13)
LOLB	Bob Brudzinski (16)
LILB	A.J. DuHe (16)
RILB	Earnie Rhone (16)
ROLB	Larry Gordon (16)
LCB	Don McNeal (12)
RCB	Gerald Small (16)
SS	Glenn Blackwood (16)
FS	Lyle Blackwood (10)

boldface indicates Pro Bowl performer
* indicates rookie

1982 FINAL STATISTICS (7-2)

DATE	OPPONENT	SCORE	W/L	ATT.
9/12	at N.Y. Jets	45-28	W	53,360
9/19	BALTIMORE	24-20	W	51,999
9/21	at Buffalo	9-7	W	52,945
11/29	at Tampa Bay	17-23	L	54,854
12/5	MINNESOTA	22-14	W	45,721
12/12	at New England	0-3	L	25,716
12/18	N.Y. JETS	20-19	W	67,307
12/27	BUFFALO	27-10	W	73,924
1/2	at Baltimore	34-7	W	19,073

TEAM STATISTICS	MIA.	OPP.
TOTAL FIRST DOWNS.....	165	147
By Rushing	84	77
By Passing	66	65
By Penalty	15	5
Third Down: Made/Att.	52/124	46/118
Fourth Down: Made/Att.	5/8	8/10
TOTAL NET YARDS	2658	2312
Average Per Game	295.3	256.8
Total Plays	582	548
Average Per Play	4.6	4.2
NET YARDS RUSHING.....	1344	1285
Average Per Game	149.3	142.8
Total Rushes	333	293
NET YARDS PASSING.....	1314	1027
Average Per Game	146.0	114.1
Tackled/Yards Lost.	12/87	29/254
Gross Yards	1401	1281
Attempts/Completions.	238/129	226/119
Completion Percentage	54.2	52.7
Had Intercepted	13	19
PUNTS/AVERAGE	35/38.7	40/40.1
PENALTIES/YARDS	34/240	57/461
FUMBLES/BALL LOST	15/10	17/8
TOUCHDOWNS	22	15
By Rushing	11	7
By Passing	8	7
By Returns	3	1

Score By Quarters	1	2	3	4	OT	Total
DOLPHINS	54	43	64	37	0	198
OPPONENTS	26	58	10	37	0	131

RUSHING	NO.	YDS.	AVG.	LG	TD
Franklin	177	701	4.0	25	7
Nathan	66	233	3.5	15	1
Woodley	36	207	5.8	29	2
Vigorito	19	99	5.2	33	1
Hill	13	51	3.9	13	0
Diana	8	31	3.9	7	0
Bennett	9	15	1.7	5	0
Harris	1	13	13.0	13	0
Strock	3	-9	-3.0	0	0
DOLPHINS	333	1344	4.0	33	11
OPPONENTS	284	1285	4.5	62	7

RECEIVING	NO.	YDS.	AVG.	LG	TD
Vigorito	24	186	7.8	26	0
Harris	22	331	15.0	45	1
Cefalo	17	356	30.9	46	1
Rose	16	182	11.4	44	2
Nathan	16	114	7.1	16	0
Hardy	12	66	5.5	19	2
Moore	8	82	10.3	23	1
Hill	6	33	5.5	10	0

PASSING	ATT.	COMP.	YDS.	PCT.	TD	INT.	LG	SCK/LST	RATING
Woodley	179	98	1080	54.7	5	8	46	10/72	63.5
Strock	55	30	306	54.5	2	5	43	2/5	44.8
Nathan	2	1	15	50.0	1	0	15	0/0	114.6
Hill	1	0	0	0.0	0	0	0	0/0	39.6
Jensen	1	0	0	0.0	0	0	0	0/0	39.6
DOLPHINS	238	129	1401	54.2	8	13	46	12/77	60.8
OPPONENTS	226	119	1281	52.7	7	19	53	29/243	44.9

Franklin	3	9	3.0	6	0
Diana	2	21	10.5	13	0
Lee	2	6	3.0	5	0
Woodley	1	15	15.0	15	1
DOLPHINS	129	1401	10.9	46	8
OPPONENTS	119	1281	10.8	53	7

INTERCEPTIONS	NO.	YDS.	AVG.	LG	TD
McNeal	4	42	10.5	23	1
Walker	3	54	18.0	30	0
G. Blackwood	2	42	21.0	35	1
L. Blackwood	2	41	20.5	21	0
Small	2	41	20.5	21	0
Kozlowski	1	36	36.0	36	0
Gordon	1	15	15.0	15	0
Brudzinski	1	5	5.0	5	0
Rhone	1	4	4.0	4	0
Bokamper	1	1	1.0	1	0
DuHe	1	0	0.0	0	0
DOLPHINS	19	281	14.8	36	2
OPPONENTS	13	96	7.4	51	0

PUNTING	NO.	YDS.	AVG.	LG	BK
Orosz	35	1353	38.7	61	0
DOLPHINS	35	1353	38.7	61	0
OPPONENTS	40	1605	40.1	61	0

PUNT RET.	NO.	YDS.	AVG.	LG	TD
Vigorito	20	192	9.6	59	1
G. Blackwood	2	2	1.0	2	0
DOLPHINS	22	194	8.8	59	1
OPPONENTS	14	77	5.5	22	0

KICKOFF RET.	NO.	YDS.	AVG.	LG	TD
Walker	20	433	21.7	32	0
Heflin	2	49	24.5	31	0
Diana	1	15	15.0	15	0
Kozlowski	1	10	10.0	10	0
DOLPHINS	24	507	21.3	32	0
OPPONENTS	33	704	21.3	66	0

SCORING	Ru	Pa	Rt	PAT	FG	S	TP
von Schamann	0	0	0	21/22	15/20	0	66
Franklin	7	0	0	0	0	0	42
Woodley	2	1	0	0	0	0	18
Hardy	0	2	0	0	0	0	12
Rose	0	2	0	0	0	0	12
Vigorito	1	0	1	0	0	0	12
G. Blackwood	0	1	0	0	0	0	6
Cefalo	0	1	0	0	0	0	6
Harris	0	1	0	0	0	0	6
McNeal	0	0	1	0	0	0	6
Moore	0	1	0	0	0	0	6
Nathan	1	0	0	0	0	0	6
DOLPHINS	11	8	3	21/22	15/20	0	198
OPPONENTS	7	7	1	14/15	9/15	0	131

FIELD GOALS	1-19	20-29	30-39	40-49	50+
von Schamann	0/0	8/9	4/5	3/5	0/1
DOLPHINS	0/0	8/9	4/5	3/5	0/1
OPPONENTS	0/1	2/3	3/6	3/4	1/1

SACKS			
Brudzinski	4.5.	Gordon	4.0.
Betters	4.0.		

Bokamper 3.5, Duhe 3.0, Baumhower 2.0, G. Blackwood 2.0, Bowser 2.0, Rhone 2.0, L. Blackwood 1.0, Hester 1.0.

DOLPHINS 29.0, OPPONENTS 12.0

USUAL STARTERS	
OFFENSE	
WR	Jimmy Cefalo (9)
LT	Jon Giesler (9)
LG	Bob Kuechenberg (9)
C	Dwight Stephenson (9)
RG	Ed Newman (8)
RT	Eric Laakso (9)
TE	Ronnie Lee (5)
WR	Durriel Harris (9)
QB	Dave Woodley (9)
RB	Tony Nathan (7)
FB	Andra Franklin (9)

DEFENSE	
LDE	Doug Betters (7)
NT	Bob Baumhower (8)
RDE	Kim Bokamper (6)
LDE	Bob Brudzinski (9)
LILB	A.J. Duhe (9)
RILB	Earnie Rhone (9)
ROLB	Larry Gordon (9)
LCB	Don McNeal (9)
RCB	Gerald Small (9)
SS	Glenn Blackwood (9)
FS	Lyle Blackwood (9)

boldface indicates Pro Bowl performer
* indicates rookie

1983 FINAL STATISTICS (12-4)

DATE	OPPONENT	SCORE	W/L	ATT.
9/4	at Buffalo	12-0	W	78,715
9/11	NEW ENGLAND	34-24	W	59,343
9/19	at L.A. Raiders	14-27	L	57,796
9/25	KANSAS CITY	14-6	W	50,785
10/2	at New Orleans	7-17	L	66,489
10/9	BUFFALO	35-38(OT)	L	59,948
10/16	at N.Y. Jets	32-14	W	58,615
10/23	at Baltimore	21-7	W	32,343
10/30	L.A. RAMS	30-14	W	72,175
11/6	at San Francisco	20-17	W	57,832
11/13	at New England	6-17	L	60,771
11/20	BALTIMORE	37-0	W	54,482
11/28	CINCINNATI	38-14	W	74,506
12/4	at Houston	24-17	W	39,434
12/10	ATLANTA	31-24	W	56,725
12/16	N.Y. JETS	34-14	W	59,975

TEAM STATISTICS	MIA.	OPP.
TOTAL FIRST DOWNS	314	288
By Rushing	132	122
By Passing	151	147
By Penalty	31	19
Third Down: Made/Att.	79/211	78/204
Fourth Down: Made/Att.	9/14	5/10
TOTAL NET YARDS	5195	5139
Average Per Game	324.7	321.2
Total Plays	1033	992
Average Per Play	5.0	5.2
NET YARDS RUSHING	2150	2037
Average Per Game	134.4	127.3
Total Rushes	568	460
NET YARDS PASSING	3045	3002
Average Per Game	190.3	187.6
Tackled/Yards Lost	23/190	49/363
Gross Yards	3235	3365
Attempts/Completions	442/254	480/277
Completion Percentage	57.5	57.7
Had Intercepted	11	26
PUNTS/AVERAGE	75/42.5	90/40.8
PENALTIES/YARDS	64/567	95/836
FUMBLES/BALL LOST	30/16	39/18
TOUCHDOWNS	48	32
By Rushing	16	11
By Passing	28	19
By Returns	4	2

Score By Quarters	1	2	3	4	OT	Total
DOLPHINS	56	135	91	107	0	389
OPPONENTS	62	68	44	73	3	250

RUSHING	NO.	YDS.	AVG.	LG	TD
Franklin	224	746	3.3	18	8
Nathan	151	685	4.5	40	3
Overstreet	85	392	4.6	44	1
Bennett	49	197	4.0	25	2
Woodley	19	78	4.1	15	0
Marino	28	45	1.6	15	2
Hill	2	12	6.0	10	0
Clayton	2	9	4.5	9	0
Hardy	1	2	2.0	2	0
Harris	1	0	0	0	0
Strock	6	-16	-2.7	-2	0
DOLPHINS	568	2150	3.8	44	16
OPPONENTS	460	2037	4.4	55	11

RECEIVING	NO.	YDS.	AVG.	LG	TD
Nathan	52	461	8.9	25	1
Duper	51	1003	19.7	85t	10
Moore	39	558	14.3	66t	6
Rose	29	345	11.9	37	3
Johnson	24	189	7.9	33	4
Hardy	22	202	9.2	25	0
Harris	15	260	17.3	64t	1
Overstreet	8	55	6.9	20	2
Clayton	6	114	19.0	39	1
Bennett	6	35	5.8	9	0
Vigorito	1	7	7.0	7	0
Woodley	1	6	6.0	6	0
DOLPHINS	254	3235	12.7	85t	28
OPPONENTS	277	3365	12.1	80t	19

INTERCEPTIONS	NO.	YDS.	AVG.	LG	TD
Judson	6	60	10.0	29	0
Small	5	60	12.0	28	0
L. Blackwood	4	77	19.3	45	0
G. Blackwood	3	0	0.0	0	0
Kozlowski	2	73	36.5	38t	2
Bokamper	2	43	21.5	24t	1
Rhone	1	15	15.0	15	0
Lankford	1	10	10.0	10	0
Walker	1	7	7.0	7	0
Brown	1	0	0.0	0	0
DOLPHINS	26	345	13.3	45	3
OPPONENTS	11	203	18.6	45	1

PUNTING	NO.	YDS.	AVG.	LG	BK
Roby	74	3189	43.1	64	1
DOLPHINS	75	3189	42.5	64	1
OPPONENTS	90	3674	40.8	63	1

PUNT RET.	NO.	YDS.	AVG.	LG	TD
Clayton	41	392	9.6	60t	1
Walker	8	86	10.8	23	0
Kozlowski	2	12	6.0	11	0
Vigorito	1	62	62.0	62	0
Heflin	1	19	19.0	19	0
G. Blackwood	1	10	10.0	10	0
Sowell	1	0	0.0	0	0
DOLPHINS	55	581	10.6	62	1
OPPONENTS	32	229	7.2	24	0

KICKOFF RET.	NO.	YDS.	AVG.	LG	TD
Walker	36	962	26.7	78	0
Kozlowski	4	50	12.5	23	0
Nathan	3	15	5.0	12	0
Heflin	1	27	27.0	27	0
Clayton	1	25	25.0	25	0
Bennett	1	0	0.0	0	0
DOLPHINS	47	1085	23.1	78	0
OPPONENTS	54	1024	19.0	40	0

SCORING	Ru	Pa	Rt	PAT	FG	S	TP
von Schumann	0	0	0	45/48	18/27	0	99
Duper	0	10	0	0	0	0	60
Franklin	8	0	0	0	0	0	48
Moore	0	6	0	0	0	0	36
Johnson	0	4	0	0	0	0	24
Nathan	3	1	0	0	0	0	24
Rose	0	3	0	0	0	0	18
Overstreet	1	2	0	0	0	0	18

Bennett	2	0	0	0	0	0	12
Clayton	0	1	1	0	0	0	12
Marino	2	0	0	0	0	0	12
Kozlowski	0	0	2	0	0	0	12
Bokamper	0	0	1	0	0	0	6
Harris	0	1	0	0	0	0	6
Charles	0	0	0	0	0	0	2

DOLPHINS	16	28	4	45/48	18/27	0	389
OPPONENTS	11	19	2	31/32	9/15	0	250

FIELD GOALS	1-19	20-29	30-39	40-49	50+
von Schumann	2/2	6/6	5/8	3/6	2/5
DOLPHINS	2/2	6/6	5/8	3/6	2/5
OPPONENTS	0/0	4/5	3/5	2/5	0/0

SACKS	1-19	20-29	30-39	40-49	50+
Bettors	16.0	Baumhower	8.0	Bowser	6.5
Duhe	5.5	Charles	3.0	Rhone	3.0
Bokamper	2.0	Brown	2.0	Brudzinski	1.0
Hester	1.0	Kozlowski	1.0		
DOLPHINS	49.0	OPPONENTS	23.0		

USUAL STARTERS	OFFENSE
WR	Mark Duper (16)
LT	Jon Giesler (16)
LG	Bob Kuechenberg (15)
C	Dwight Stephenson (16)
RG	Ed Newman (16)
RT	Eric Laakso (14)
TE	Dan Johnson (16)
	Bruce Hardy (8)
WR	Nat Moore (15)
QB	*Dan Marino (9)
	David Woodley (5)
RB	Tony Nathan (12)
FB	Andra Franklin (12)

DEFENSE	
LDE.....	Doug Bettors (16)
NT.....	Bob Baumhower (16)
RDE.....	Kim Bokamper (14)
LOLB.....	Bob Brudzinski (15)
LILB.....	A.J. Duhe (15)
RILB.....	Earnie Rhone (12)
ROLB.....	Charles Bowser (16)
LCB.....	William Judson (16)
RCB.....	Gerald Small (15)
SS.....	Glenn Blackwood (16)
FS.....	Lyle Blackwood (16)

boldface indicates Pro Bowl performer
* indicates rookie

PASSING	ATT.	COMP.	YDS.	PCT.	TD	INT.	LG	SCK/LST	RATING
Marino	296	173	2210	58.4	20	6	85t	10/80	96.0
Woodley	89	43	528	48.3	3	4	64t	10/80	59.6
Strock	52	34	403	65.4	4	1	47	3/30	106.5
Nathan	4	3	46	75.0	0	0	22	0/0	112.5
Clayton	1	1	48	100.0	1	0	48t	0/0	158.3
DOLPHINS	442	254	3235	57.5	28	11	85t	23/190	91.2
OPPONENTS	480	277	3365	57.7	19	26	80t	49/363	70.0

1984 FINAL STATISTICS (14-2)

DATE	OPPONENT	SCORE	W/L	ATT.
9/2	at Washington	35-17	W	52,683
9/9	NEW ENGLAND	28-7	W	66,083
9/17	at Buffalo	21-17	W	65,455
9/23	INDIANAPOLIS	44-7	W	55,415
9/30	at St. Louis	36-28	W	46,991
10/7	at Pittsburgh	31-7	W	59,103
10/14	HOUSTON	28-10	W	54,080
10/21	at New England	44-24	W	60,711
10/28	BUFFALO	38-7	W	58,824
11/4	at N.Y. Jets	31-17	W	72,655
11/11	PHILADELPHIA	24-23	W	70,227
11/18	at San Diego	28-34(OT)	L	53,041
11/26	N.Y. JETS	28-17	W	74,884
12/2	L.A. RAIDERS	34-45	L	71,222
12/9	at Indianapolis	35-17	W	60,411
12/17	DALLAS	28-21	W	74,139

TEAM STATISTICS	MIA.	OPP.
TOTAL FIRST DOWNS	387	314
By Rushing	115	130
By Passing	243	172
By Penalty	29	12
Third Down: Made/Att.	103/200	87/218
Fourth Down: Made/Att.	6/11	17/21
TOTAL NET YARDS	6936	5420
Average Per Game	433.5	338.8
Total Plays	1070	1051
Average Per Play	6.5	5.2
NET YARDS RUSHING	1918	2155
Average Per Game	119.9	134.7
Total Rushes	483	458
NET YARDS PASSING	5018	3265
Average Per Game	313.6	204.1
Tackled/Yards Lost	14/128	42/339
Gross Yards	5146	3604
Attempts/Completions	572/367	551/310
Completion Percentage	64.2	56.3
Had Intercepted	18	24
PUNTS/AVERAGE	51/44.7	83/41.9
PENALTIES/YARDS	67/527	93/772
FUMBLES/BALL LOST	26/10	23/12
TOUCHDOWNS	70	39
By Rushing	18	16
By Passing	49	22
By Returns	3	1

Score By Quarters	1	2	3	4	OT	Total
DOLPHINS	58	170	150	135	0	513
OPPONENTS	52	81	62	97	6	298

RUSHING	NO.	YDS.	AVG.	LG	TD
Bennett	144	606	4.2	19	7
Nathan	118	558	4.7	22	1
Carter	100	495	5.0	35	1
P. Johnson	68	159	2.3	9	9
Franklin	20	74	3.7	18	0
Clayton	3	35	11.7	30	0
Moore	1	3	3.0	3	0
Strock	2	-5	-2.5	0	0
Marino	27	-7	-0.3	10	0
DOLPHINS	484	2158	4.0	35	18
OPPONENTS	458	2155	4.7	52	16

RECEIVING	NO.	YDS.	AVG.	LG	TD
Clayton	73	1389	19.0	65	18
Duper	71	1306	18.4	80	8

Nathan	61	579	9.5	24	2
Moore	43	573	13.3	37	6
D. Johnson	34	426	12.5	42	3
Hardy	28	257	9.2	19	5
Cefalo	18	185	10.3	25	2
Jensen	13	139	10.7	20	2
Rose	12	195	16.3	34	0
Carter	8	53	6.6	15	0
Bennett	6	44	7.3	20	1

DOLPHINS	367	5146	14.0	80	49
OPPONENTS	310	3604	11.6	76	22

INTERCEPTIONS	NO.	YDS.	AVG.	LG	TD
G. Blackwood	6	169	28.2	50	0
Judson	4	121	30.3	40	1
McNeal	3	41	13.7	30	1
L. Blackwood	3	29	9.7	15	0
Lankford	3	25	8.3	22	0
B. Brown	1	53	53.0	53	0
Kozlowski	1	26	26.0	26	0
DuHe	1	7	7.0	7	0
Sowell	1	7	7.0	7	0
Brudzinski	1	0	0.0	0	0

DOLPHINS	24	478	19.9	86	2
OPPONENTS	18	377	20.9	97	1

PUNTING	NO.	YDS.	AVG.	LG	BK
Roby	51	2281	44.7	69	0
DOLPHINS	51	2281	44.7	69	0
OPPONENTS	83	3476	41.9	89	0

PUNT RET.	NO.	YDS.	AVG.	LG	TD
Walker	21	169	8.0	33	0
Clayton	8	79	9.9	14	0
Heflin	6	76	12.7	37	0
Kozlowski	5	41	8.2	20	0
DOLPHINS	40	365	9.1	37	0
OPPONENTS	17	138	8.1	32	0

KICKOFF RET.	NO.	YDS.	AVG.	LG	TD
Walker	29	617	21.3	41	0
Heflin	9	130	14.4	26	0
Kozlowski	2	23	11.5	12	0
Clayton	2	15	7.5	14	0
Hill	1	14	14.0	14	0
DuHe	1	0	0.0	0	0

DOLPHINS	44	799	18.2	41	0
OPPONENTS	66	1360	20.6	42	0

SCORING	Ru	Pa	Rt	PAT	FG	S	TP
Clayton	0	18	0	0	0	0	108
v. Schamann	0	0	0	66/70	9/19	0	93
P. Johnson	9	0	0	0	0	0	54
Bennett	7	1	0	0	0	0	48
Duper	0	8	0	0	0	0	48
Moore	0	6	0	0	0	0	36
Hardy	0	5	0	0	0	0	30
D. Johnson	0	3	0	0	0	0	18
Nathan	1	2	0	0	0	0	18
Cefalo	0	2	0	0	0	0	12
Jensen	0	2	0	0	0	0	12
Rose	0	2	0	0	0	0	12
Baumhower	0	0	1	0	0	0	6
Carter	1	0	0	0	0	0	6
Judson	0	0	1	0	0	0	6
McNeal	0	0	1	0	0	0	6

DOLPHINS	18	49	3	66/70	9/19	0	513
OPPONENTS ..	16	22	1	37/38	9/17	0	298

FIELD GOALS	1-19	20-29	30-39	40-49	50+
von Schamann ..	0/0	7/7	2/5	0/4	0/3
DOLPHINS	0/0	7/7	2/5	0/4	0/3
OPPONENTS ..	0/0	0/1	4/4	4/9	1/3

SACKS	1-19	20-29	30-39	40-49	50+
Bettors 14.0, Bowser 9.0, Bokamper 4.0, Charles 3.0, Barnett 2.0, Baumhower 2.0, Brudzinski 2.0, Bensen 1.0, Brophy 1.0, M. Brown 1.0, Duhe 1.0, Lankford 1.0, Rhone 1.0.					
DOLPHINS 42.0, OPPONENTS 14.0					

USUAL STARTERS	OFFENSE
WR	Mark Duper (16)
LT	Jon Giesler (16)
LG	Roy Foster (16)
C	Dwight Stephenson (16)
RG	Ed Newman (16)
RT	Cleveland Green (12)
TE	Dan Johnson (16)
WR	Mark Clayton (15)
QB	Dan Marino (16)
RB	Tony Nathan (12)
FB	Woody Bennett (9)

DEFENSE	LINEBACKERS
LDE	Doug Bettors (16)
NT	Bob Baumhower (15)
RDE	Kim Bokamper (10)
LOLB	Bob Brudzinski (16)
LILB	A.J. Duhe (8)
	*Jay Brophy (5)
RILB	Mark Brown (9)
	Earnie Rhone (7)
ROLB	Charles Bowser (15)
LCB	Don McNeal (10)
RCB	William Judson (16)
SS	Glenn Blackwood (16)
FS	Lyle Blackwood (16)

boldface indicates Pro Bowl performer
* indicates rookie

PASSING	ATT.	COMP.	YDS.	PCT.	TD	INT.	LG	SCK/LST	RATING
Marino	564	362	5084	64.2	48	17	80t	13/120	108.9
Strock	6	4	27	66.7	0	0	12	0/0	76.4
Jensen	1	1	35	100.0	1	0	35t	1/8	158.3
Clayton	1	0	0	0.0	0	0	0	0/0	39.6
DOLPHINS	572	367	5146	64.2	49	18	80t	14/128	108.5
OPPONENTS	551	310	3604	56.3	22	24	76t	42/339	71.3

1985 FINAL STATISTICS (12-4)

DATE	OPPONENT	SCORE	W/L	ATT.
9/8	at Houston	23-26	L	47,656
9/15	INDIANAPOLIS	30-13	W	53,693
9/22	KANSAS CITY	31-0	W	69,791
9/29	at Denver	30-26	W	73,614
10/6	PITTSBURGH	24-20	W	72,820
10/14	at N.Y. Jets	7-23	L	73,807
10/20	TAMPA BAY	41-38	W	62,335
10/27	at Detroit	21-31	L	75,291
11/3	at New England	13-17	L	58,811
11/10	N.Y. JETS	21-17	W	73,965
11/17	at Indianapolis	34-20	W	59,666
11/24	at Buffalo	23-14	W	50,474
12/2	CHICAGO	38-24	W	75,594
12/8	at Green Bay	34-24	W	52,671
12/16	NEW ENGLAND	30-27	W	69,489
12/22	BUFFALO	28-0	W	64,811

TEAM STATISTICS	MIA.	OPP.
TOTAL FIRST DOWNS	361	314
By Rushing	116	135
By Passing	218	160
By Penalty	27	19
Third Down: Made/Att.	88/193	88/216
Fourth Down: Made/Att.	8/11	8/13
TOTAL NET YARDS	5843	5767
Average Per Game	365.2	360.4
Total Plays	1039	1033
Average Per Play	5.6	5.6
NET YARDS RUSHING	1729	2256
Average Per Game	108.1	141.0
Total Rushes	444	509
NET YARDS PASSING	4114	3511
Average Per Game	257.1	219.4
Tackled/Yards Lost.	19/164	38/278
Gross Yards	4278	3789
Attempts/Completions.	576/343	487/257
Completion Percentage ..	59.5	52.8
Had Intercepted	21	23
PUNTS/AVERAGE	59/43.7	73/40.7
PENALTIES/YARDS	77/637	112/854
FUMBLES/BALL LOST	31/20	36/18
TOUCHDOWNS	52	38
By Rushing	19	15
By Passing	31	21
By Returns	2	2

Score By Quarters	1	2	3	4	OT	Total
DOLPHINS	88	136	95	109	0	428
OPPONENTS	44	96	78	102	0	320

RUSHING	NO.	YDS.	AVG.	LG	TD
Nathan	143	667	4.7	22	5
Davenport	98	370	3.8	33	11
Hampton	105	369	3.5	15	3
Bennett	54	256	4.7	17	0
Carter	14	76	5.4	19	0
N. Moore	1	11	11.0	11	0
Clayton	1	10	10.0	10	0
Strock	2	-6	-3.0	-3	0
Marino	26	-24	-0.9	2	0
DOLPHINS	444	1729	3.9	33	19
OPPONENTS	509	2256	4.4	32	15

RECEIVING	NO.	YDS.	AVG.	LG	TD
Nathan	72	651	9.0	73	1
Clayton	70	996	14.2	45	4
N. Moore	51	701	13.7	69t	7

PASSING	ATT.	COMP.	YDS.	PCT.	TD	INT.	LG	SCK/LST	RATING
Marino	567	336	4137	59.3	30	21	73	18/157	84.1
Strock	9	7	141	77.8	1	0	67t	0/0	154.7
Clayton	0	0	0	0.0	0	0	0	1/7	-
DOLPHINS	576	343	4278	59.5	31	21	73	19/164	85.6
OPPONENTS	487	257	3789	52.8	21	23	80t	38/278	73.3

Hardy	39	409	10.5	31	4
Duper	35	650	18.6	67t	3
Rose	19	306	16.1	42	4
Johnson	13	192	14.8	61t	3
Davenport	13	74	5.7	17t	2
Bennett	10	101	10.1	27	1
Hampton	8	56	7.0	15	0
Heflin	6	98	16.3	46t	1
Harris	3	24	8.0	11	0
Carter	2	4	2.0	4	0
Vigorito	1	9	9.0	9	0
Jensen	1	4	4.0	4t	1

DOLPHINS	343	4278	12.5	73	31
OPPONENTS	257	3789	14.7	80t	21

INTERCEPTIONS	NO.	YDS.	AVG.	LG	TD
G. Blackwood	6	36	6.0	17	0
Judson	4	88	22.0	61t	1
Lankford	4	10	2.5	6	0
B. Brown	2	40	20.0	26	0
Brophy	1	41	41.0	41	0
H. Green	1	28	28.0	28	0
Shipp	1	7	7.0	7	0
Brudzinski	1	6	6.0	6	0
M. Brown	1	5	5.0	5	0
Moyer	1	4	4.0	4	0
L. Blackwood	1	0	0.0	0	0
DOLPHINS	23	265	11.5	61t	1
OPPONENTS	21	100	4.8	40	0

PUNTING	NO.	YDS.	AVG.	LG	BK
Roby	59	2576	43.7	63	0
DOLPHINS	59	2576	43.7	63	0
OPPONENTS	73	2972	40.7	67	1

PUNT RET.	NO.	YDS.	AVG.	LG	TD
Vigorito	22	197	9.0	21	0
Kozlowski	7	65	9.3	17	0
Lockett	5	23	4.6	8	0
G. Blackwood	3	20	6.7	18	0
Clayton	2	14	7.0	11	0
DOLPHINS	39	319	8.2	21	0
OPPONENTS	27	371	13.7	70t	1

KICKOFF RET.	NO.	YDS.	AVG.	LG	TD
Hampton	45	1020	22.7	46	0
Carter	4	82	20.5	25	0
L. Blackwood	2	32	16.0	17	0
Hardy	1	11	11.0	11	0
Kozlowski	0	32	-	-	-
DOLPHINS	52	1177	22.6	46	0
OPPONENTS	63	1359	21.6	50	0

SCORING	Ru	Pa	Rt	PAT	FG	S	TP
Reveiz	0	0	0	50/52	22/27	0	116
Davenport	11	2	0	0	0	0	78
N. Moore	0	7	0	0	0	0	42
Nathan	5	1	0	0	0	0	36
Clayton	0	4	0	0	0	0	24
Rose	0	4	0	0	0	0	24
Hardy	0	4	0	0	0	0	24
Duper	0	3	0	0	0	0	18
Hampton	3	0	0	0	0	0	18
Johnson	0	3	0	0	0	0	18
Bennett	0	1	0	0	0	0	6
Brudzinski	0	0	1	0	0	0	6

Heflin	0	1	0	0	0	0	6
Jensen	0	1	0	0	0	0	6
Judson	0	0	1	0	0	0	6

DOLPHINS	19	31	2	50/52	22/27	0	428
OPPONENTS ..	15	21	2	35/38	19/28	0	320

FIELD GOALS	1-19	20-29	30-39	40-49	50+
Reveiz	0/0	8/9	5/5	9/10	0/3
DOLPHINS	0/0	8/9	5/5	9/10	0/3
OPPONENTS ..	2/2	5/5	7/9	4/10	1/2

SACKS	Charles 7.0,	Bettors 6.5,	M. Moore 5.5,	H. Green 5.0,	Brudzinski 3.0,	Bokamper 2.5,	Bowser 2.5,	Baumhower 2.0,	G. Blackwood 1.0,	Brophy 1.0,	Brown 1.0,	Little 1.0.
DOLPHINS 38.0, OPPONENTS 19.0												

USUAL STARTERS	OFFENSE
WR	Mark Duper (8)
	Nat Moore (7)
LT	Jon Giesler (13)
LG	Roy Foster (16)
C	Dwight Stephenson (16)
RG	Ronnie Lee (6)
	Steve Clark (5)
	Jeff Toews (5)
RT	Cleveland Green (10)
TE	Bruce Hardy (16)
WR	Mark Clayton (16)
QB	Dan Marino (16)
RB	Tony Nathan (15)
FB	Woody Bennett (13)

DEFENSE	
LDE	Doug Bettors (14)
NT	Mike Charles (15)
RDE	Kim Bokamper (12)
LOLB	Bob Brudzinski (13)
LILB	Jackie Shipp (10)
RILB	Mark Brown (15)
ROLB	Hugh Green (11)
LCB	Paul Lankford (15)
RCB	William Judson (16)
SS	Glenn Blackwood (14)
FS	Bud Brown (16)

boldface indicates Pro Bowl performer
* indicates rookie

1986 FINAL STATISTICS (8-8)

DATE	OPPONENT	SCORE	W/L	ATT.
9/7	at San Diego	28-50	L	57,726
9/14	INDIANAPOLIS	30-10	W	51,848
9/21	at N.Y. Jets	45-51 (OT)	L	71,025
9/28	SAN FRANCISCO	16-31	L	70,264
10/5	at New England	7-34	L	60,689
10/12	BUFFALO	27-14	W	49,467
10/19	L.A. RAIDERS	28-30	L	53,421
10/26	at Indianapolis	17-13	W	58,350
11/2	HOUSTON	28-7	W	43,804
11/10	at Cleveland	16-26	L	77,949
11/16	at Buffalo	34-24	W	76,474
11/24	N.Y. JETS	45-3	W	70,206
11/30	ATLANTA	14-20	L	53,762
12/7	at New Orleans	31-27	W	64,761
12/14	at L.A. Rams	37-31 (OT)	W	62,629
12/22	NEW ENGLAND	27-34	L	74,516

TEAM STATISTICS	MIA.	OPP.
TOTAL FIRST DOWNS.....	351	337
By Rushing.....	84	144
By Passing.....	250	177
By Penalty.....	17	16
Third Down: Made/Att.....	98/191	86/209
Fourth Down: Made/Att.....	2/10	10/18
TOTAL NET YARDS.....	6324	6050
Average Per Game.....	395.3	378.1
Total Plays.....	1011	1058
Average Per Play.....	6.3	5.7
NET YARDS RUSHING.....	1545	2493
Average Per Game.....	96.6	155.8
Total Rushes.....	349	540
NET YARDS PASSING.....	4779	3557
Average Per Game.....	298.7	222.3
Tackled/Yards Lost.....	17/119	33/268
Gross Yards.....	4898	3825
Attempts/Completions.....	645/392	485/290
Completion Percentage.....	60.8	59.8
Had Intercepted.....	23	13
PUNTS/AVERAGE.....	56/44.2	64/41.4
PENALTIES/YARDS.....	72/609	82/596
FUMBLES/BALL LOST.....	37/14	32/14
TOUCHDOWNS.....	56	47
By Rushing.....	9	23
By Passing.....	46	22
By Returns.....	1	2

Score By Quarters	1	2	3	4	OT	Total
DOLPHINS.....	45	177	102	100	6	430
OPPONENTS.....	101	127	58	113	6	405

RUSHING	NO.	YDS.	AVG.	LG	TD
Hampton.....	186	830	4.5	54	9
Davenport.....	75	314	4.2	35	0
Nathan.....	27	203	7.5	20	0
Bennett.....	36	162	4.5	16	0
Clayton.....	2	33	16.5	22	0
Carter.....	4	18	4.5	9	0
Ellis.....	3	6	2.0	2	0
Strock.....	1	0	0.0	0	0
Marino.....	12	-3	-0.3	13	0
Roby.....	2	-8	-4.0	0	0
Duper.....	1	-10	-10.0	-10	0
DOLPHINS.....	349	1545	4.4	54	9
OPPONENTS.....	540	2493	4.6	47	23

RECEIVING	NO.	YDS.	AVG.	LG	TD
Duper.....	67	1313	19.6	85	11

PASSING	ATT.	COMP.	YDS.	PCT.	TD	INT.	LG	SCK/LST	RATING
Marino.....	623	378	4746	60.7	44	23	85	17/119	92.5
Strock.....	20	14	152	70.0	2	0	21	0/0	125.4
Jensen.....	2	0	0	0.0	0	0	0	0/0	39.6
DOLPHINS.....	645	392	4898	60.8	46	23	85	17/119	93.3
OPPONENTS.....	485	290	3825	59.8	22	13	65	33/268	88.7

Hampton.....	61	446	7.3	19	3
Clayton.....	60	1150	19.2	68	10
Hardy.....	54	430	8.0	18	5
Nathan.....	48	457	9.5	23	2
N. Moore.....	38	431	11.3	38	7
Davenport.....	20	177	8.9	27	1
Johnson.....	19	170	8.9	20	4
Pruitt.....	15	235	15.7	27	2
Jensen.....	5	50	10.0	20	1
Bennett.....	4	33	8.3	13	0
Carter.....	1	6	6.0	6	0

DOLPHINS.....	392	4898	12.5	85	46
OPPONENTS.....	290	3825	13.2	65	22

INTERCEPTIONS	NO.	YDS.	AVG.	LG	TD
Rose.....	2	63	31.5	36	0
McNeal.....	2	46	23.0	29	0
G. Blackwood.....	2	10	5.0	7	0
Judson.....	2	0	0.0	0	0
L. Blackwood.....	1	14	14.0	14	0
Offerdahl.....	1	14	14.0	14	0
B. Brown.....	1	3	3.0	3	0
Charles.....	1	2	2.0	2	0
Kozlowski.....	1	0	0.0	0	0
DOLPHINS.....	13	152	11.7	36	0
OPPONENTS.....	23	221	9.6	70	1

PUNTING	NO.	YDS.	AVG.	LG	BK
Roby.....	56	2476	44.2	73	0
DOLPHINS.....	56	2476	44.2	73	0
OPPONENTS.....	64	2648	41.4	64	0

PUNT RET.	NO.	YDS.	AVG.	LG	TD
Ellis.....	24	149	6.2	17	0
Pruitt.....	11	150	13.6	71	1
G. Blackwood.....	1	0	0.0	0	0
L. Blackwood.....	1	0	0.0	0	0
Clayton.....	1	0	0.0	0	0
Thompson.....	1	0	0.0	0	0
N. Moore.....	1	-2	-2.0	-2	0
DOLPHINS.....	40	297	7.4	71	1
OPPONENTS.....	23	200	8.7	34	0

KICKOFF RET.	NO.	YDS.	AVG.	LG	TD
Ellis.....	25	541	21.6	41	0
Davenport.....	16	285	17.8	37	0
Hampton.....	9	182	20.2	25	0
Carter.....	9	133	14.8	22	0
Hardy.....	3	39	13.0	16	0
L. Lee.....	1	5	5.0	5	0
Johnson.....	1	0	0.0	0	0
Toth.....	1	0	0.0	0	0
DOLPHINS.....	65	1185	18.2	41	0
OPPONENTS.....	53	997	18.8	40	0

SCORING	Ru	Pa	Pat	FG	S	TP	
Revez	0	0	0	52/55	14/22	0	94
Hampton	9	3	0	0	0	0	72
Duper	0	11	0	0	0	0	66
Clayton	0	10	0	0	0	0	60
N. Moore	0	7	0	0	0	0	42
Hardy	0	5	0	0	0	0	30
Johnson	0	4	0	0	0	0	24
Pruitt	0	2	1	0	0	0	18
Nathan	0	2	0	0	0	0	12
Davenport	0	1	0	0	0	0	6
Jensen	0	1	0	0	0	0	6

DOLPHINS.....	9	46	1	52/55	14/22	0	430
OPPONENTS.....	23	22	2	45/46	26/31	0	405

FIELD GOALS	1-19	20-29	30-39	40-49	50+
Reveiz.....	1/1	5/5	4/6	3/8	1/2

DOLPHINS.....	1/1	5/5	4/6	3/8	1/2
OPPONENTS.....	2/2	6/7	12/14	6/6	0/2

SACKS

M. Brown 5.0, Betters 4.0, H. Green 4.0, Little 4.0, J. Foster 3.0, Brudzinski 2.0, Offerdahl 2.0, Robinson 2.0, Turner 2.0, Shipp 1.0, Baumhower 1.0, M. Moore 1.0, Smith 1.0, Sochia 1.0.

DOLPHINS 33.0, OPPONENTS 17.0

USUAL STARTERS

OFFENSE
WR..... Mark Duper (16)
LT..... Jon Giesler (7)
..... Cleveland Green (5)
..... Jeff Dellenbach (4)
LG..... Roy Foster (16)
C..... Dwight Stephenson (16)
RG..... Ronnie Lee (9)
..... Larry Lee (5)
RT..... Greg Koch (16)
TE..... Bruce Hardy (16)
WR..... Mark Clayton (14)
QB..... Dan Marino (16)
RB..... Lorenzo Hampton (16)
FB..... Woody Bennett (14)

DEFENSE

LDE..... *T.J. Turner (15)
NT..... Bob Baumhower (12)
RDE..... George Little (16)
LOLB..... Bob Brudzinski (16)
LILB..... Jackie Shipp (14)
RILB..... *John Offerdahl (15)
ROLB..... Mark Brown (11)
LCB..... William Judson (16)
RCB..... Paul Lankford (11)
SS..... Glenn Blackwood (10)
FS..... Bud Brown (14)

boldface indicates Pro Bowl performer
* indicates rookie

1987 FINAL STATISTICS (8-7)

DATE	OPPONENT	SCORE	W/L	ATT.
9/13	at New England	21-28	L	54,642
9/20	at Indianapolis	23-10	W	57,524
10/4	at Seattle	20-24	L	19,448
10/11	KANSAS CITY	42-0	W	25,867
10/18	at N.Y. Jets	31-37(OT)	L	18,249
10/25	BUFFALO	31-34(OT)	L	61,295
11/1	PITTSBURGH	35-24	W	52,578
11/8	at Cincinnati	20-14	W	53,840
11/15	INDIANAPOLIS	21-40	L	65,433
11/22	at Dallas	20-14	W	56,519
11/29	at Buffalo	0-27	L	68,055
12/7	N.Y. JETS	37-28	W	62,592
12/13	at Philadelphia	28-10	W	63,841
12/20	WASHINGTON	23-21	W	65,715
12/28	NEW ENGLAND	10-24	L	61,192

TEAM STATISTICS	MIA.	OPP.
TOTAL FIRST DOWNS	331	314
By Rushing	109	115
By Passing	197	176
By Penalty	25	23
Third Down: Made/Att.	96/202	94/208
Fourth Down: Made/Att.	9/18	5/13
TOTAL NET YARDS	5538	5445
Average Per Game	369.2	363.0
Total Plays	1005	1013
Average Per Play	5.5	5.4
NET YARDS RUSHING	1662	2198
Average Per Game	110.8	146.5
Total Rushes	408	498
NET YARDS PASSING	3876	3247
Average Per Game	258.4	216.5
Tackled/Yards Lost	13/101	21/183
Gross Yards	3977	3430
Attempts/Completions	584/338	494/295
Completion Percentage	57.9	59.7
Had Intercepted	20	16
PUNTS/AVERAGE	63/38.5	71/38.8
PENALTIES/YARDS	76/634	103/850
FUMBLES/BALL LOST	37/17	32/16
TOUCHDOWNS	47	42
By Rushing	16	18
By Passing	29	21
By Returns	2	3

Score By Quarters	1	2	3	4	OT	Total
DOLPHINS	90	100	89	83	0	362
OPPONENTS	63	105	61	97	9	335

RUSHING	NO.	YDS.	AVG.	LG	TD
Stradford	145	619	4.3	51	6
Hampton	75	289	3.9	34	1
R. Scott	47	199	4.2	24	3
Davenport	32	114	3.6	27	1
W. Bennett	25	102	4.1	18	0
Mackey	17	98	5.8	17	2
Bailey	10	55	5.5	13	0
Konecny	6	46	7.7	19	0
Tagliaferri	13	45	3.5	7	1
Isom	9	41	4.6	8	0
Nathan	4	20	5.0	8	0
Jensen	4	18	4.5	9	0
Roth	3	10	3.3	9	0
Clayton	2	8	4.0	4	0
T. Brown	3	3	1.0	3	0
Roby	1	0	0.0	0	0
Marino	12	-5	-0.4	5	1
DOLPHINS	408	1662	4.1	51	16
OPPONENTS	498	2198	4.4	31	18

RECEIVING	NO.	YDS.	AVG.	LG	TD
Stradford	48	457	9.5	34	1
Clayton	46	776	16.9	43	7
Duper	33	597	18.1	59	8

PASSING	ATT.	COMP.	YDS.	PCT.	TD	INT.	LG	SCK/LST	RATING
Marino	444	263	3245	59.2	26	13	59	9/77	89.2
Mackey	109	57	604	52.3	3	5	30	4/24	58.8
Strock	23	13	114	56.5	0	1	26	0/0	51.7
Stankavage	7	4	8	57.1	0	1	8	0/0	22.6
Stradford	1	1	6	100.0	0	0	6	0/0	91.7
DOLPHINS	584	338	3977	57.9	29	20	59	13/101	81.0
OPPONENTS	494	295	3430	59.7	21	16	55	21/183	81.5

Hardy	28	292	10.4	31	2
Davenport	27	249	9.2	29	1
Pruitt	26	404	15.5	37	3
Jensen	26	221	8.5	20	1
Hampton	23	223	9.7	24	0
Tagliaferri	12	117	9.8	27	0
Nathan	10	77	7.7	14	0
Douglas	9	92	10.2	17	0
Sampleton	8	64	8.0	19	0
Chavis	7	108	15.4	27	0
Lewis	6	53	8.8	22	1
Konecny	6	26	4.3	10	0
Reilly	5	70	14.0	20	0
Da. Johnson	4	35	8.8	22	2
W. Bennett	4	18	4.5	6	0
Caterbone	2	46	23.0	30	0
W. Smith	2	13	6.5	8	1
R. Scott	2	7	3.5	5	0
Isom	1	11	11.0	11	0
Banks	1	10	10.0	10	1
T. Brown	1	6	6.0	6	0
Farmer	1	5	5.0	5	0

DOLPHINS	338	3977	11.8	59	29
OPPONENTS	295	3430	11.6	55	21

INTERCEPTIONS	NO.	YDS.	AVG.	LG	TD
Lankford	3	44	14.7	44	0
Blackwood	3	17	5.7	17	0
Randle	2	16	8.0	11	0
Hooper	2	11	5.5	11	0
Judson	2	11	5.5	10	0
Hobley	2	7	3.5	7	0
Sowell	1	29	29.0	29	0
B. Brown	1	0	0.0	0	0

DOLPHINS	16	135	8.4	44	0
OPPONENTS	20	298	14.9	68	2

PUNTING	NO.	YDS.	AVG.	LG	BK
Roby	32	1371	42.8	77	0
Hayes	7	274	39.1	51	1
Gore	14	502	35.9	60	0
Strock	9	277	30.8	44	0
DOLPHINS	63	2424	38.5	77	1
OPPONENTS	71	2753	38.8	73	0

PUNT RET.	NO.	YDS.	AVG.	LG	TD
Schwedes	24	203	8.5	31	0
Caterbone	9	78	8.7	21	0
B. Brown	2	8	4.0	8	0
Blackwood	1	1	1.0	1	0
Hooper	1	0	0.0	0	0

DOLPHINS	37	209	7.8	31	0
OPPONENTS	26	141	5.4	15	0

KICKOFF RET.	NO.	YDS.	AVG.	LG	TD
Hampton	16	304	19.0	32	0
Stradford	14	258	18.4	32	0
Schwedes	9	177	19.7	34	0
Hardy	5	62	12.4	18	0
Farmer	3	56	18.7	23	0
Roth	2	49	24.5	26	0
Da. Johnson	2	13	6.5	10	0
R. Scott	1	22	22.0	22	0
Isom	1	11	11.0	11	0
Lewis	1	0	0.0	0	0

DOLPHINS	54	952	17.6	34	0
OPPONENTS	67	1222	18.2	47	0

SCORING	Ru	Pa	Rt	PAT	FG	S	TP
Reveiz	0	0	0	28/30	9/11	0	55
Duper	0	8	0	0	0	0	48
Clayton	0	7	0	0	0	0	42
Stradford	6	1	0	0	0	0	42
Beecher	0	0	0	12/12	3/4	0	21

Pruitt	0	3	0	0	0	0	18
R. Scott	3	0	0	0	0	0	18
Davenport	1	1	0	0	0	0	12
Hardy	0	2	0	0	0	0	12
Da. Johnson	0	2	0	0	0	0	12
Mackey	2	0	0	0	0	0	12
Banks	0	1	0	0	0	0	6
Douglas	0	1	0	0	0	0	6
Hampton	1	0	0	0	0	0	6
Hobley	0	0	1	0	0	0	6
Hooper	0	0	1	0	0	0	6
Isom	1	0	0	0	0	0	6
Jensen	0	1	0	0	0	0	6
Lewis	0	1	0	0	0	0	6
Marino	1	0	0	0	0	0	6
W. Smith	0	1	0	0	0	0	6
Tagliaferri	1	0	0	0	0	0	6
Tiffin	0	0	0	4/4	0/1	0	4

DOLPHINS	16	29	2	44/47	12/16	0	362
OPPONENTS	18	21	3	41/47	14/22	0	335

FIELD GOALS	1-19	20-29	30-39	40-49	50+
Reveiz	1/1	2/2	2/2	4/6	0/0
Beecher	1/1	0/0	1/1	1/2	0/0
Tiffin	0/0	0/0	0/0	0/1	0/0

DOLPHINS	2/2	2/2	3/3	5/9	0/0
OPPONENTS	0/0	7/8	4/7	2/5	1/2

SACKS	Turner 4.0	Sochia 3.5	Bosa 3.0	Readon 2.0	Lambrecht 1.5	Offerdahl 1.5	M. Brown 1.0	Brudzinski 1.0	Frye 1.0	Graf 1.0	S. Scott 1.0	Wimberly 0.5
-------	------------	------------	----------	------------	---------------	---------------	--------------	----------------	----------	----------	--------------	--------------

DOLPHINS 21.0, OPPONENTS 13.0

USUAL STARTERS	OFFENSE
WR	Mark Duper (12)
LT	Jon Giesler (9)
LG	Roy Foster (12)
C	Dwight Stephenson (9)
RG	Tom Toth (12)
RT	Ronnie Lee (9)
TE	Bruce Hardy (12)
WR	Mark Clayton (12)
QB	Dan Marino (12)
RB	Lorenzo Hampton (6)
	*Troy Stradford (5)
FB	Woody Bennett (11)

DEFENSE	
LDE	T.J. Turner (12)
NT	Brian Sochia (12)
RDE	* John Bosa (12)
LOLB	Bob Brudzinski (7)
	*Rick Graf (5)
LILB	Jackie Shipp (12)
RILB	John Offerdahl (9)
ROLB	Mark Brown (9)
LCB	Paul Lankford (11)
RCB	William Judson (12)
SS	Glenn Blackwood (8)
	Liffort Hobley (4)
FS	Bud Brown (8)
	Lyle Blackwood (2)
	Liffort Hobley (2)

boldface indicates Pro Bowl performer
* indicates rookie

1988 FINAL STATISTICS (6-10)

DATE	OPPONENT	SCORE	W/L	ATT.
9/4	at Chicago	7-34	L	63,330
9/11	at Buffalo	6-9	L	79,520
9/18	GREEN BAY	24-17	W	54,409
9/25	at Indianapolis	13-15	L	59,638
10/2	MINNESOTA	24-7	W	59,867
10/9	at L.A. Raiders	24-14	W	50,751
10/16	SAN DIEGO	31-28	W	58,972
10/23	N.Y. JETS	30-44	L	68,292
10/30	at Tampa Bay	17-14	W	67,352
11/6	at New England	10-21	L	60,840
11/14	BUFFALO	6-31	L	67,091
11/20	NEW ENGLAND	3-6	L	53,526
11/27	at N.Y. Jets	34-38	L	52,752
12/4	INDIANAPOLIS	28-31	L	45,236
12/12	CLEVELAND	38-31	W	61,884
12/18	at Pittsburgh	24-40	L	36,051

TEAM STATISTICS	MIA.	OPP.
TOTAL FIRST DOWNS	321	359
By Rushing	77	155
By Passing	218	173
By Penalty	26	31
Third Down: Made/Att.	71/184	101/207
Fourth Down: Made/Att.	7/16	6/13
TOTAL NET YARDS	5721	5781
Average Per Game	357.6	361.3
Total Plays	963	1072
Average Per Play	5.9	5.4
NET YARDS RUSHING	1205	2506
Average Per Game	75.3	156.6
Total Rushes	335	557
NET YARDS PASSING	4516	3275
Average Per Game	282.3	204.7
Tackled/Yards Lost.	7141	24/167
Gross Yards	4557	3442
Attempts/Completions	621/363	491/298
Completion Percentage	58.5	60.7
Had Intercepted	23	16
PUNTS/AVERAGE	64/43.0	58/41.8
PENALTIES/YARDS	99/845	103/734
FUMBLES/BALL LOST	26/12	31/15
TOUCHDOWNS	41	45
By Rushing	11	22
By Passing	29	19
By Returns	1	4

Score By Quarters	1	2	3	4	OT	Total
DOLPHINS	72	97	88	62	0	319
OPPONENTS	51	159	69	101	0	380

RUSHING	NO.	YDS.	AVG.	LG	TD
Hampton	117	414	3.5	33	9
Stradford	95	335	3.5	18	2
Davenport	55	273	5.0	64	0
Bennett	31	115	3.7	12	0
Jensen	10	68	6.8	23	0
Cribbs	5	21	4.2	11	0
Clayton	1	4	4.0	4	0
Edmunds	1	-8	-8.0	-8	0
Marino	20	-17	-0.9	6	0
DOLPHINS	335	1205	3.6	64	11
OPPONENTS	557	2506	4.5	44	22

RECEIVING	NO.	YDS.	AVG.	LG	TD
Clayton	86	1129	13.1	45t	14
Jensen	58	652	11.2	31	5
Stradford	56	426	7.6	36	1

PASSING	ATT.	COMP.	YDS.	PCT.	TD	INT.	LG	SCK/LST	RATING
Marino	606	354	4434	58.4	28	23	80t	6/31	80.8
Jaworski	14	9	123	64.3	1	0	22	1/10	116.1
Stradford	1	0	0	0.0	0	0	0	0/0	39.6
DOLPHINS	621	363	4557	58.5	29	23	80t	7/41	81.5
OPPONENTS	491	298	3442	60.7	19	16	47	24/167	81.2

Duper	39	626	16.1	56	1
Edmunds	33	575	17.4	80t	3
Davenport	30	282	9.4	27	0
Banks	23	430	18.7	55	2
Hampton	23	204	8.9	39t	3
Schwedes	6	130	21.7	42	0
Hardy	4	46	11.5	19	0
Pruitt	2	38	19.0	19	0
Bennett	2	16	8.0	12	0
Kinchen	1	3	3.0	3	0

DOLPHINS	363	4557	12.6	80t	29
OPPONENTS	298	3442	11.6	47	19

INTERCEPTIONS	NO.	YDS.	AVG.	LG	TD
Williams	4	62	15.5	23	0
Judson	4	57	14.3	52	0
M. Brown	2	13	6.5	13	0
Offerdahl	2	2	1.0	2	0
Thomas	1	48	48.0	48	0
McNeal	1	23	23.0	23	0
Graf	1	14	14.0	14	0
Lankford	1	0	0.0	0	0
DOLPHINS	16	219	13.7	52	0
OPPONENTS	23	399	17.3	78t	4

PUNTING	NO.	YDS.	AVG.	LG	BK
---------	-----	------	------	----	----

Roby	64	2754	43.0	64	0
DOLPHINS	64	2754	43.0	64	0
OPPONENTS	58	2427	41.8	66	1

PUNT RET.	NO.	YDS.	AVG.	LG	TD
-----------	-----	------	------	----	----

Schwedes	24	230	9.6	36	0
Williams	3	29	9.7	14	0
DOLPHINS	27	259	9.6	36	0
OPPONENTS	35	318	9.1	31	0

KICKOFF RET.	NO.	YDS.	AVG.	LG	TD
--------------	-----	------	------	----	----

Cribbs	41	863	21.0	44	0
Hampton	9	216	24.0	37	0
Williams	8	159	19.9	27	0
Schwedes	3	49	16.3	25	0
Davenport	2	41	20.5	21	0
Edmunds	1	20	20.0	20	0
Hardy	1	17	17.0	17	0
DOLPHINS	65	1365	21.0	44	0
OPPONENTS	53	1109	20.9	57	0

SCORING	Ru	Pa	Rt	PAT	FG	S	TP
---------	----	----	----	-----	----	---	----

Revez	0	0	0	52/55	14/22	0	94
Clayton	0	14	0	0	0	0	84
Hampton	9	3	0	0	0	0	72
Revez	0	0	0	31/32	8/12	0	55
Jensen	0	5	0	0	0	0	30
Edmunds	0	3	0	0	0	0	18
Franklin	0	0	0	6/7	4/11	0	18
Stradford	2	1	0	0	0	0	18
Banks	0	2	0	0	0	0	12
Duper	0	1	0	0	0	0	6
Hobley	0	0	1	0	0	0	6
DOLPHINS	11	29	1	37/41	12/23	0	319
OPPONENTS	22	19	4	44/45	22/28	0	380

FIELD GOALS	1-19	20-29	30-39	40-49	50+
-------------	------	-------	-------	-------	-----

Revez	0/0	4/4	3/4	1/2	0/2
Franklin	0/0	1/2	2/4	0/1	1/4
DOLPHINS	0/0	5/6	5/8	1/3	1/6
OPPONENTS	0/0	6/6	10/11	4/7	2/4

SACKS

Turner 5.0, Sochia 4.5, Cline 4.0, Kumerow 3.0, Green 2.5, Bosa 2.0, Graf 1.0, Lankford 1.0, M. Brown 0.5, Offerdahl 0.5.

DOLPHINS 24.0, OPPONENTS 7.0

USUAL STARTERS

OFFENSE

WR	Mark Duper (13)
LT	Jon Giesler (9)
	Mark Dennis (7)
LG	Roy Foster (15)
C	Jeff Dellenbach (16)
RG	*Harry Galbreath (12)
RT	Ronnie Lee (16)
TE	*Ferrell Edmunds (14)
WR	Mark Clayton (16)
QB	Dan Marino (16)
RB	Lorenzo Hampton (10)
FB	Woody Bennett (7)
	Ron Davenport (5)
	Jim Jensen (4)

DEFENSE

LDE	T.J. Turner (16)
NT	Brian Scobie (16)
RE	Jackie Cline (9)
	John Bosa (6)
LOLB	Rick Graf (16)
LILB	Mark Brown (12)
RILB	John Offerdahl (16)
ROLB	Hugh Green (16)
LCB	Paul Lankford (10)
RCB	William Judson (16)
SS	Liffort Hobley (13)
FS	*Jarvis Williams (16)

boldface indicates Pro Bowl performer

* indicates rookie

1989 FINAL STATISTICS (8-8)

DATE	OPPONENT	SCORE	W/L	ATT.
9/10	BUFFALO	24-27	L	54,541
9/17	at New England	24-10	W	57,043
9/24	N.Y. JETS	33-40	L	65,908
10/1	at Houston	7-39	L	53,326
10/8	CLEVELAND	13-10(OT)	W	58,444
10/15	at Cincinnati	20-13	W	58,184
10/22	GREEN BAY	23-20	W	56,624
10/29	at Buffalo	17-31	L	80,208
11/5	INDIANAPOLIS	19-13	W	52,680
11/12	at N.Y. Jets	31-23	W	65,923
11/19	at Dallas	17-14	W	56,044
11/26	PITTSBURGH	14-34	L	59,936
12/3	at Kansas City	21-26	L	54,610
12/10	NEW ENGLAND	31-10	W	55,918
12/17	at Indianapolis	13-42	L	55,665
12/24	KANSAS CITY	24-27	L	43,612

TEAM STATISTICS	MIA.	OPP.
TOTAL FIRST DOWNS	311	337
By Rushing	88	139
By Passing	202	180
By Penalty	21	18
Third Down: Made/Att.	101/209	67/194
Fourth Down: Made/Att.	7/14	8/21
TOTAL NET YARDS	5546	5696
Average Per Game	346.6	356.0
Total Plays	1011	1045
Average Per Play	5.5	5.5
NET YARDS RUSHING	1330	2153
Average Per Game	83.1	134.6
Total Rushes	400	493
NET YARDS PASSING	4216	3543
Average Per Game	263.5	221.4
Tackle/Yards Lost	10/86	39/268
Gross Yards	4302	3811
Attempts/Completions	601/331	513/315
Completion Percentage	55.1	61.4
Had Intercepted	25	15
PUNTS/AVERAGE	59/41.7	62/39.0
PENALTIES/YARDS	83/614	106/831
FUMBLES/BALL LOST	30/16	19/8
TOUCHDOWNS	39	43
By Rushing	10	19
By Passing	26	21
By Returns	3	3

Score By Quarters	1	2	3	4	OT	Total
DOLPHINS	78	96	73	81	3	331
OPPONENTS	57	128	77	117	0	379

RUSHING	NO.	YDS.	AVG.	LG	TD
Smith	200	659	3.3	25	6
Stradford	66	240	3.6	13	1
Logan	57	201	3.5	14	0
Davenport	14	56	4.0	9	1
Jensen	8	50	6.3	14	0
Hampton	17	47	2.8	9	0
Secules	4	39	9.8	17	0
T. Brown	13	26	2.0	6	0
Faola	2	10	5.0	5	0
Clayton	3	9	3.0	11	0
Roby	2	0	0.0	0	0
Marino	14	-7	-0.5	2	2
DOLPHINS	400	1330	3.3	25	10
OPPONENTS	493	2153	4.4	33	19

RECEIVING	NO.	YDS.	AVG.	LG	TD
Clayton	64	1011	15.8	78t	9
Jensen	61	557	9.1	20	6
Duper	49	717	14.6	41	1
Edmunds	32	382	11.9	30	3
Banks	30	520	17.3	61	1
Stradford	25	233	9.3	32	0
A. Brown	24	410	17.1	48t	5
T. Brown	13	117	9.0	23	0
Hampton	8	25	3.1	12	0
Schwedes	7	174	24.9	65t	1
Smith	7	81	11.6	34	0
Logan	5	34	6.8	11	0
Davenport	3	19	6.3	9	0
Kinchen	1	12	12.0	12	0
Faola	1	8	8.0	8	0
Hardy	1	2	2.0	2	0

DOLPHINS	331	4302	13.0	78t	26
OPPONENTS	315	3811	12.1	63t	21

INTERCEPTIONS	NO.	YDS.	AVG.	LG	TD
Oliver	4	32	8.0	23	0
McNeal	3	-6	-2.0	0	0
Williams	2	43	21.5	24	0
Judson	2	31	15.5	28	0
Thomas	2	4	2.0	4	0
Hobley	1	22	22.0	22	0
Lankford	1	0	0.0	0	0

DOLPHINS	15	126	8.4	28	0
OPPONENTS	25	335	13.4	48	1

PUNTING	NO.	YDS.	AVG.	LG	BK
Roby	58	2458	42.4	58	1
DOLPHINS	59	2458	41.7	58	1
OPPONENTS	62	2416	39.0	63	1

PUNT RET.	NO.	YDS.	AVG.	LG	TD
Schwedes	18	210	11.7	70t	1
Stradford	14	129	9.2	19	0
Gibson	1	-1	-1.0	-1	0

DOLPHINS	33	338	10.2	70t	1
OPPONENTS	26	256	9.8	18	0

KICKOFF RET.	NO.	YDS.	AVG.	LG	TD
Logan	24	613	25.5	97t	1
Hampton	17	303	17.8	34	0
Reaves	6	84	14.0	22	0
Schwedes	3	24	8.0	13	0
Faola	2	30	15.0	17	0
Kinchen	2	26	13.0	17	0
A. Brown	2	9	4.5	9	0
Williams	1	21	21.0	21	0
Davenport	1	19	19.0	19	0
Ahrens	1	10	10.0	10	0
Goode	1	8	8.0	8	0
Brudzinski	1	6	6.0	6	0
DOLPHINS	61	1153	18.9	97t	1
OPPONENTS	63	1215	19.3	40	0

SCORING	Ru	Pa	Rt	PAT	FG	S	TP
Stoyanovich ..	0	0	0	38/39	19/26	0	95
Clayton	0	9	0	0	0	0	54
Jensen	0	6	0	0	0	0	36
Smith	6	0	0	0	0	0	36
A. Brown	0	5	0	0	0	0	30
Edmunds	0	3	0	0	0	0	18

Logan	0	0	2	0	0	0	12
Marino	2	0	0	0	0	0	12
Schwedes	0	1	1	0	0	0	12
Banks	0	1	0	0	0	0	6
Davenport	1	0	0	0	0	0	6
Duper	0	1	0	0	0	0	6
Stradford	1	0	0	0	0	0	6
Team	0	0	0	0	0	1	2

DOLPHINS	10	26	3	38/39	19/26	1	331
OPPONENTS	19	21	3	42/43	25/33	2	379

FIELD GOALS	1-19	20-29	30-39	40-49	50+
Stoyanovich ..	1/1	8/8	5/6	4/8	1/3
DOLPHINS	1/1	8/8	5/6	4/8	1/3
OPPONENTS	1/1	8/8	10/12	5/9	1/3

SACKS	1-19	20-29	30-39	40-49	50+
Cross 10.0, Green 7.5, Sochia 5.0, Bosa 2.0, Kumerow 2.0, Offerdahl 1.5, Ahrens 1.0, Cline 1.0, Frye 1.0, Graf 1.0, Hobley 1.0, Junior 1.0, Krauss 1.0, Lankford 1.0, Thomas 1.0, Williams 1.0, TEAM 1.0.					

DOLPHINS 39.0, OPPONENTS 10.0

USUAL STARTERS	OFFENSE
WR	Mark Duper (14)
LT	Jeff Dellenbach (15)
LG	Roy Foster (16)
C	*Jeff Ulhenhake (15)
RG	Harry Galbreath (14)
RT	Ronnie Lee (15)
TE	Ferrell Edmunds (16)
WR	Mark Clayton (15)
QB	Dan Marino (16)
RB	*Sammie Smith (12)
FB	Tom Brown (7)
	Marc Logan (4)
	Ron Davenport (3)

DEFENSE	
LDE	T.J. Turner (11)
NT	Brian Sochia (16)
RDE	Jeff Cross (16)
LOLB	E.J. Junior (12)
LILB	Dave Ahrens (8)
	John Offerdahl (8)
RILB	Barry Krauss (12)
ROLB	Hugh Green (16)
LCB	Paul Lankford (16)
RCB	William Judson (14)
SS	Jarvis Williams (16)
FS	*Louis Oliver (13)

boldface indicates Pro Bowl performer
* indicates rookie

PASSING	ATT.	COMP.	YDS.	PCT.	TD	INT.	LG	SCK/LST	RATING
Marino	550	308	3997	56.0	24	22	78t	10/86	76.9
Secules	50	22	286	44.0	1	3	44t	0/0	44.3
Jensen	1	1	19	100.0	1	0	19t	0/0	158.3
DOLPHINS	601	331	4302	55.1	26	25	78t	10/86	74.9
OPPONENTS	513	315	3811	61.4	21	15	63t	39/268	85.7

1990 FINAL STATISTICS (12-4)

DATE	OPPONENT	SCORE	W/L	ATT.
9/9	at New England	27-24	W	45,305
9/16	BUFFALO	30-7	W	68,142
9/23	at N.Y. Giants	3-20	L	76,483
9/30	at Pittsburgh	28-6	W	54,691
10/7	N.Y. JETS	20-16	W	69,678
10/18	NEW ENGLAND	17-10	W	62,630
10/28	at Indianapolis	27-7	W	59,213
11/4	PHOENIX	23-3	W	54,924
11/11	at N.Y. Jets	17-3	W	68,362
11/19	L.A. RAIDERS	10-13	L	70,553
11/25	at Cleveland	30-13	W	70,225
12/2	at Washington	20-42	L	53,599
12/9	PHILADELPHIA	23-20(OT)	W	67,034
12/16	SEATTLE	24-17	W	57,851
12/23	at Buffalo	14-24	L	80,235
12/30	INDIANAPOLIS	23-17	W	59,547

TEAM STATISTICS	MIA.	OPP.
TOTAL FIRST DOWNS	303	268
By Rushing	90	110
By Passing	190	145
By Penalty	23	13
Third Down: Made/Att.	88/206	79/207
Fourth Down: Made/Att.	10/13	7/18
TOTAL NET YARDS	5047	4547
Average Per Game	315.4	284.2
Total Plays	975	968
Average Per Play	5.2	4.7
NET YARDS RUSHING	1535	1831
Average Per Game	95.9	114.4
Total Rushes	420	461
NET YARDS PASSING	3512	2716
Average Per Game	219.5	169.8
Tackled/Yards Lost	16/99	45/348
Gross Yards	3611	3064
Attempts/Completions	539/310	462/257
Completion Percentage	57.5	55.6
Had Intercepted	12	19
PUNTS/AVERAGE	72/42.0	75/40.0
PENALTIES/YARDS	64/486	95/759
FUMBLES/BALL LOST	33/15	23/8
TOUCHDOWNS	39	26
By Rushing	13	11
By Passing	21	14
By Returns	5	1

Score By Quarters	1	2	3	4	OT	Total
DOLPHINS	60	113	77	83	3	336
OPPONENTS	30	108	39	65	0	242

RUSHING	NO.	YDS.	AVG.	LG	TD
Smith	226	831	3.7	33	8
Logan	79	317	4.0	17	2
Stradford	37	138	3.7	15	1
Paige	32	95	3.0	11	2
Higgs	10	67	6.7	27	0
Secules	8	34	4.3	17	0
Marino	16	29	1.8	15	0
Limbrick	5	14	2.8	5	0
Martin	1	8	8.0	8	0
Jensen	4	6	1.5	2	0
Banks	1	3	3.0	3	0
Edmunds	1	-7	-7.0	-7	0
DOLPHINS	420	1535	3.7	33	13
OPPONENTS	461	1831	4.0	39	11

RECEIVING	NO.	YDS.	AVG.	LG	TD
Duper	52	810	15.6	69t	5
Jensen	44	365	8.3	18	1
Paige	35	247	7.1	17t	4
Clayton	32	406	12.7	43	3
Edmunds	31	446	14.4	35	1
Stradford	30	257	8.6	23	0
Martin	29	388	13.4	45	2
Pruitt	13	235	18.1	35t	3
Banks	13	131	10.1	23	0
Smith	11	134	12.2	53t	1
Logan	7	54	7.7	12	0
Schwedes	6	66	11.0	19	1
Limbrick	4	23	5.8	9	0
A. Brown	3	49	16.3	24	0
DOLPHINS	310	3611	11.6	69t	21
OPPONENTS	257	3064	11.9	64t	14

INTERCEPTIONS	NO.	YDS.	AVG.	LG	TD
Oliver	5	87	17.4	35	0
Williams	5	82	16.4	42t	1
McKyer	4	40	10.0	21	0
Glenn	2	31	15.5	31t	1
Offerdahl	1	28	28.0	28	0
Hobley	1	15	15.0	15	0
Kumerow	1	5	5.0	5	0
DOLPHINS	19	288	15.2	42t	2
OPPONENTS	12	184	15.3	73	0

PUNTING	NO.	YDS.	AVG.	LG	BK
Roby	72	3022	42.0	62	0
DOLPHINS	72	3022	42.0	62	0
OPPONENTS	75	3001	40.0	63	1

PUNT RET.	NO.	YDS.	AVG.	LG	TD
Martin	26	140	5.4	35	0
Schwedes	9	89	9.9	23	0
Stradford	3	4	1.3	4	0
Williams	1	0	0.0	0	0
DOLPHINS	39	233	6.0	35	0
OPPONENTS	40	397	9.9	36	0

KICKOFF RET.	NO.	YDS.	AVG.	LG	TD
Logan	20	367	18.4	35	0
Higgs	10	210	21.0	30	0
Stradford	3	56	18.7	21	0
Schwedes	2	52	26.0	30	0
Collins	2	30	15.0	30	0
Adams	2	16	8.0	10	0
Paige	1	18	18.0	18	0
Kinchen	1	16	16.0	16	0
Sims	1	9	9.0	9	0
Graf	1	6	6.0	6	0
DOLPHINS	43	780	18.1	35	0
OPPONENTS	53	1092	20.6	38	0

SCORING	Ru	Pa	Rt	PAT	FG	S	TP
Stoyanovich	0	0	0	37/37	21/25	0	100
Smith	8	1	0	0	0	0	54
Paige	2	4	0	0	0	0	36
Duper	0	5	0	0	0	0	30
Clayton	0	3	0	0	0	0	18
Pruitt	0	3	0	0	0	0	18
Logan	2	0	0	0	0	0	12
Martin	0	2	0	0	0	0	12
Edmunds	0	1	0	0	0	0	6

Glenn	0	0	1	0	0	0	6
Higgs	0	0	1	0	0	0	6
Jensen	0	1	0	0	0	0	6
Odum	0	0	1	0	0	0	6
Schwedes	0	1	0	0	0	0	6
Sochia	0	0	1	0	0	0	6
Stradford	1	0	0	0	0	0	6
Williams	0	0	1	0	0	0	6
Team	0	0	0	0	0	1	2

DOLPHINS	13	21	5	37/37	21/25	1	336
OPPONENTS	11	14	1	26/26	20/29	0	242

FIELD GOALS	1-19	20-29	30-39	40-49	50+
Reveiz	0/0	4/4	3/4	1/2	0/2
Stoyanovich	2/2	7/8	6/7	4/5	2/3
DOLPHINS	2/2	7/8	6/7	4/5	2/3
OPPONENTS	1/1	6/6	4/9	7/8	2/5

SACKS	Cross	11.5	Junior	6.0	Griggs	5.5	Wilson	4.0
	Hobley	3.0	Oglesby	2.5	Green	2.0	Williams	2.0
	Lee	1.5	J.B. Brown	1.0	Glenn	1.0	Odum	1.0
	Offerdahl	1.0	Oliver	1.0	Sochia	1.0	Turner	1.0

DOLPHINS	45.0	OPPONENTS	16.0
----------	------	-----------	------

USUAL STARTERS	OFFENSE
WR	Mark Duper (15)
LT	*Richmond Webb (16)
LG	*Keith Sims (13)
C	Jeff Ulhenhake (16)
RG	Harry Galbreath (16)
RT	Mark Dennis (16)
TE	Ferrell Edmunds (16)
WR	Mark Clayton (10)
QB	Dan Marino (16)
RB	Sammie Smith (16)
FB	Tony Paige (13)

DEFENSE	
LDE	T.J. Turner (12)
NT	Shawn Lee (10)
RDE	Jeff Cross (16)
LOLB	David Griggs (16)
LILB	John Offerdahl (16)
RILB	Cliff Odum (16)
ROLB	Hugh Green (16)
LCB	Tim McKyer (16)
RCB	J.B. Brown (16)
SS	Jarvis Williams (16)
FS	Louis Oliver (16)

boldface indicates Pro Bowl performer
* indicates rookie

PASSING	ATT.	COMP.	YDS.	PCT.	TD	INT.	LG	SCK/LST	RATING
Marino	531	306	3563	57.6	21	11	69t	15/90	82.6
Secules	7	3	17	42.9	0	1	8	1/9	10.7
Jensen	1	1	31	100.0	0	0	31	0/0	118.8
DOLPHINS	539	310	3611	57.5	21	12	69t	16/99	81.6
OPPONENTS	462	257	3064	55.6	14	19	64t	45/348	69.0

1991 FINAL STATISTICS (8-8)

DATE	OPPONENT	SCORE	W/L	ATT.
9/1	at Buffalo	31-35	L	80,252
9/8	INDIANAPOLIS	17-6	W	51,155
9/15	at Detroit	13-17	L	56,896
9/22	GREEN BAY	16-13	W	56,583
9/29	at N.Y. Jets	23-41	L	71,170
10/6	at New England	20-10	W	49,749
10/13	at Kansas City	7-42	L	76,021
10/20	HOUSTON	13-17	L	60,705
11/3	at Indianapolis	10-6	W	55,899
11/10	NEW ENGLAND	30-20	W	56,065
11/18	BUFFALO	27-41	L	71,062
11/24	at Chicago	16-13(OT)	W	58,288
12/1	TAMPA BAY	33-14	W	51,036
12/9	CINCINNATI	37-13	W	60,616
12/15	at San Diego	30-38	L	47,731
12/22	N.Y. JETS	20-23(OT)	L	69,636

TEAM STATISTICS	MIA.	OPP.
TOTAL FIRST DOWNS	312	327
By Rushing	91	133
By Passing	205	177
By Penalty	16	17
Third Down: Made/Att.	84/205	103/210
Fourth Down: Made/Att.	10/13	6/10
TOTAL NET YARDS	5241	5406
Average Per Game	327.6	337.6
Total Plays	970	1019
Average Per Play	5.4	5.3
NET YARDS RUSHING	1352	2301
Average Per Game	84.5	143.8
Total Rushes	379	499
NET YARDS PASSING	3889	3105
Average Per Game	243.1	194.1
Tackled/Yards Lost	28/188	35/248
Gross Yards	4077	3353
Attempts/Completions	563/327	485/300
Completion Percentage	58.1	61.9
Had Intercepted	14	12
PUNTS/AVERAGE	57/44.8	65/39.8
PENALTIES/YARDS	62/516	91/684
FUMBLES/BALL LOST	23/14	19/9
TOUCHDOWNS	35	40
By Rushing	8	17
By Passing	26	18
By Returns	1	5

Score By Quarters	1	2	3	4	OT	Total
DOLPHINS	55	119	51	115	3	343
OPPONENTS	65	100	75	106	3	349

RUSHING	NO.	YDS.	AVG.	LG	TD
Higgs	231	905	3.9	24	4
S. Smith	83	297	3.6	18	1
Craver	20	58	2.9	7	1
Marino	27	32	1.2	11	1
Secules	4	30	7.5	12	1
Paige	10	25	2.5	6	0
Logan	4	5	1.3	2	0
DOLPHINS	379	1352	3.6	24	8
OPPONENTS	499	2301	4.6	63	17

RECEIVING	NO.	YDS.	AVG.	LG	TD
Duper	70	1085	15.5	43	5
Clayton	70	1053	15.0	43	12
Paige	57	469	8.2	26	1
Martin	27	434	16.1	54	2
Jensen	21	183	8.7	19	2

PASSING	ATT.	COMP.	YDS.	PCT.	TD	INT.	LG	SCK/LST	RATING
Marino	549	318	3970	57.9	25	13	54	27/182	85.8
Secules	13	8	90	61.5	1	1	17	1/6	75.8
Jensen	1	1	17	100.0	0	0	17	0/0	118.8
DOLPHINS	563	327	4077	58.1	26	14	54	28/188	85.7
OPPONENTS	485	300	3353	61.9	18	12	54	35/348	84.5

Baty	20	269	13.5	30	1
S. Smith	14	95	6.8	12	0
Edmunds	11	118	10.7	22	2
Higgs	11	80	7.3	13	0
Banks	9	119	13.2	25	1
Craver	8	67	8.4	25	0
Miller	4	49	12.3	15	0
Pruitt	2	30	15.0	24	0
Henry	2	17	8.5	9	0
Sims	1	9	9.0	9	0

DOLPHINS	327	4077	12.5	54	26
OPPONENTS	300	3353	11.2	54	18

INTERCEPTIONS	NO.	YDS.	AVG.	LG	TD
Oliver	5	80	16.0	37	0
Harden	2	39	19.5	22	0
Lee	1	14	14.0	14	0
Reichenbach	1	2	2.0	2	0
Brown	1	0	0.0	0	0
J. Williams	1	0	0.0	0	0
Odom	1	0	0.0	0	0
DOLPHINS	12	135	11.3	37	0
OPPONENTS	14	217	15.5	83	2

PUNTING	NO.	YDS.	AVG.	LG	BK
Roby	54	2466	45.7	64	1
Stoyanovich	2	85	42.5	49	0

DOLPHINS	57	2551	44.8	64	1
OPPONENTS	65	2588	39.8	61	2

PUNT RET.	NO.	YDS.	AVG.	LG	TD
Miller	28	248	8.9	32	0
Martin	1	10	10.0	10	0
Junior	1	0	0.0	0	0
DOLPHINS	30	258	8.6	32	0
OPPONENTS	30	332	11.1	39	0

KICKOFF RET.	NO.	YDS.	AVG.	LG	TD
Craver	32	615	19.2	49	0
Logan	12	191	15.9	31	0
Paige	2	31	15.5	16	0
Hill	1	33	33.0	33	0
Henry	1	13	13.0	13	0
J. Williams	1	7	7.0	7	0
Dellenbach	1	0	0.0	0	0
DOLPHINS	50	890	17.8	49	0
OPPONENTS	66	1270	19.2	39	0

SCORING	Ru	Pa	Rt	PAT	FG	S	TP
Stoyanovich	0	0	28/29	31/37	0	121	
Clayton	0	12	0	0	0	72	
Duper	0	5	0	0	0	30	
Higgs	4	0	0	0	0	24	
Edmunds	0	2	0	0	0	12	
Jensen	0	2	0	0	0	12	
Martin	0	2	0	0	0	12	
Baumann	0	0	0	6/6	2/2	0	12
Banks	0	1	0	0	0	6	
Baty	0	1	0	0	0	6	
Craver	1	0	0	0	0	6	
Klingbeil	0	0	1	0	0	6	
Marino	1	0	0	0	0	6	
Paige	0	1	0	0	0	6	
S. Smith	1	0	0	0	0	6	
Secules	1	0	0	0	0	6	
DOLPHINS	8	26	1	34/35	33/39	0	343
OPPONENTS	17	18	5	40/40	23/33	0	349

FIELD GOALS	1-19	20-29	30-39	40-49	50+
Stoyanovich	2/2	8/8	11/12	7/10	3/5
Baumann	0/0	1/1	0/0	1/1	0/0

DOLPHINS	2/2	9/9	11/12	8/11	3/5
OPPONENTS	1/1	9/11	6/7	6/9	1/5

SACKS
Cross 7.0, Griggs 5.5, Junior 5.0, Klingbeil 5.0, Turner 4.0, B. Cox 2.0, Offerdahl 1.5, Gardner 1.0, H. Green 1.0, Harden 1.0, Odom 1.0, TEAM 1.0.

DOLPHINS 35.0, OPPONENTS 28.0

USUAL STARTERS	
OFFENSE	
WR	Mark Duper (16)
LT	Richmond Webb (14)
LG	Keith Sims (12)
C	Jeff Uhlenhake (10)
RG	Harry Galbreath (16)
RT	Mark Dennis (16)
TE	Greg Baty (8)
WR	Ferrell Edmunds (8)
QB	Mark Clayton (16)
RB	Dan Marino (16)
RB	Mark Higgs (10)
FB	Tony Paige (16)

DEFENSE	
LDE	Alfred Oglesby (8)
	T.J. Turner (8)
NT	Chuck Klingbeil (4)
	Alfred Oglesby (4)
	T.J. Turner (4)
RDE	Jeff Cross (16)
LOLB	David Griggs (16)
LILB	Cliff Odom (15)
RILB	Mike Reichenbach (10)
ROLB	*Bryan Cox (13)
LCB	Vestee Jackson (11)
RCB	J.B. Brown (11)
SS	Bobby Harden (11)
FS	Louis Oliver (16)

boldface indicates Pro Bowl performer
* indicates rookie

1992 FINAL STATISTICS (11-5)

DATE	OPPONENT	SCORE	W/L	ATT.
9/14	at Cleveland	27-23	W	74,765
9/20	L.A. RAMS	26-10	W	55,945
9/27	at Seattle	19-17	W	59,374
10/4	at Buffalo	37-10	W	80,368
10/11	ATLANTA	21-17	W	68,633
10/18	NEW ENGLAND	38-17	W	61,120
10/25	INDIANAPOLIS	20-31	L	61,117
11/1	at N.Y. Jets	14-26	L	69,313
11/8	at Indianapolis	28-0	W	59,892
11/16	BUFFALO	20-26	L	70,629
11/22	HOUSTON	19-16	W	63,597
11/29	at New Orleans	13-24	L	68,591
12/6	at San Francisco	3-27	L	58,474
12/14	L.A. RAIDERS	20-7	W	67,098
12/20	N.Y. JETS	19-17	W	68,275
12/27	at New England	16-13(OT)	W	34,726

TEAM STATISTICS	MIA.	OPP.
TOTAL FIRST DOWNS	316	273
By Rushing	101	92
By Passing	194	168
By Penalty	21	13
Third Down: Made/Att.	78/201	88/217
Fourth Down: Made/Att.	8/16	7/20
TOTAL NET YARDS	5500	4583
Average Per Game	343.8	286.4
Total Plays	998	976
Average Per Play	5.5	4.7
NET YARDS RUSHING	1525	1600
Average Per Game	95.3	100.0
Total Rushes	407	428
NET YARDS PASSING	3975	2983
Average Per Game	248.8	186.4
Tackled/Yards Lost	28/173	36/283
Gross Yards	4148	3266
Attempts/Completions	563/332	512/294
Completion Percentage	59.0	57.4
Had Intercepted	17	18
PUNTS/AVERAGE	61/39.7	74/40.1
PENALTIES/YARDS	86/656	89/679
FUMBLES/BALL LOST	31/17	25/14
TOUCHDOWNS	36	32
By Rushing	9	9
By Passing	24	16
By Returns	3	7

Score By Quarters	1	2	3	4	OT	Total
DOLPHINS	75	85	87	90	3	340
OPPONENTS	49	80	71	81	0	281

RUSHING	NO.	YDS.	AVG.	LG	TD
Higgs	256	915	3.6	23	7
Humphrey	102	471	4.6	21	1
Marino	20	66	3.3	12	0
Parmalee	6	38	6.3	20	0
Paige	7	11	1.6	6	1
Mitchell	8	10	1.3	8	0
Craver	3	9	3.0	8	0
Saxon	4	7	1.8	4	0
Martin	1	-2	-2.0	-2	0
DOLPHINS	407	1525	3.7	23	9
OPPONENTS	428	1600	3.7	40	9

RECEIVING	NO.	YDS.	AVG.	LG	TD
Humphrey	54	507	9.4	26	1
K. Jackson	48	594	12.4	42	5
Paige	48	399	8.3	30	1

PASSING	ATT.	COMP.	YDS.	PCT.	TD	INT.	LG	SCK/LST	RATING
Marino	554	330	4116	59.6	24	16	621	28/173	85.1
Mitchell	8	2	32	25.0	0	1	18	0/0	4.2
Martin	1	0	0	0.0	0	0	0	0/0	39.6
DOLPHINS	563	332	4148	59.0	24	17	621	28/173	83.6
OPPONENTS	512	294	3266	57.4	16	18	60	36/283	72.3

Duper	44	762	17.3	621	7
Clayton	43	619	14.4	441	3
Martin	33	553	16.8	551	2
Banks	22	319	14.5	391	3
Higgs	16	142	8.9	21	0
Edmunds	10	91	9.1	15	1
Saxon	5	41	8.2	14	0
Clark	3	59	19.7	45	0
M. Williams	3	43	14.3	18	0
Baty	3	19	6.3	12	1

DOLPHINS	332	4148	12.5	621	24
OPPONENTS	294	3266	11.1	60	16

INTERCEPTIONS	NO.	YDS.	AVG.	LG	TD
Oliver	5	200	40.0	1031	1
Brown	4	119	29.8	48	1
V. Jackson	3	63	21.0	301	1
Vincent	2	47	23.5	32	0
J. Williams	2	29	14.5	25	0
Alexander	1	0	0.0	0	0
Cox	1	0	0.0	0	0

DOLPHINS	18	458	25.4	1031	3
OPPONENTS	17	446	26.2	1021	4

PUNTING	NO.	YDS.	AVG.	LG	BK
Roby	35	1443	41.2	60	0
Prokop	24	891	37.1	56	0
Stoyanovich	2	90	45.0	48	0

DOLPHINS	61	2424	39.7	60	0
OPPONENTS	74	2971	40.1	59	1

PUNT RET.	NO.	YDS.	AVG.	LG	TD
Miller	24	175	7.3	19	0
Vincent	5	16	3.2	6	0
Martin	1	0	0.0	0	0
J. Williams	1	0	0.0	0	0
DOLPHINS	31	191	6.2	19	0
OPPONENTS	33	382	11.6	841	1

KICKOFF RET.	NO.	YDS.	AVG.	LG	TD
M. Williams	19	328	17.3	28	0
Parmalee	14	289	20.6	32	0
Craver	8	174	21.8	44	0
Paige	2	29	14.5	19	0
Humphrey	1	18	18.0	18	0
DOLPHINS	44	838	19.0	44	0
OPPONENTS	65	1380	21.2	82	0

SCORING	Ru	Pa	Rt	PAT	FG	S	TP
Stoyanovich	0	0	0	34/36	30/37	0	124
Duper	0	7	0	0	0	0	42
Higgs	7	0	0	0	0	0	42
K. Jackson	0	5	0	0	0	0	30
Banks	0	3	0	0	0	0	18
Clayton	0	3	0	0	0	0	18
Humphrey	1	1	0	0	0	0	12
Martin	0	2	0	0	0	0	12
Paige	1	1	0	0	0	0	12
Baty	0	1	0	0	0	0	6
Brown	0	0	1	0	0	0	6
Edmunds	0	1	0	0	0	0	6
V. Jackson	0	0	1	0	0	0	6
Oliver	0	0	1	0	0	0	6
DOLPHINS	9	24	3	34/36	30/37	0	340
OPPONENTS	9	16	7	30/32	19/26	1	281

FIELD GOALS	1-19	20-29	30-39	40-49	50+
Stoyanovich	0/0	9/9	14/16	4/4	3/8
DOLPHINS	0/0	9/9	14/16	4/4	3/8
OPPONENTS	2/2	8/8	4/5	3/8	2/3

SACKS
Cox 14.0, Coleman 6.0, Cross 5.0, Griggs 3.0, Hobbie 2.0, Offerdahl 1.5, Webster 1.5, Braggs 1.0, Hollier 1.0, Klingbeil 1.0.

DOLPHINS 36.0, OPPONENTS 28.0

USUAL STARTERS
OFFENSE
WR Mark Duper (16)
LT Richmond Webb (16)
LG Keith Sims (16)
C Jeff Uhlenhake (13)
RG Harry Galbreath (16)
RT Jeff Dellenbach (8)
TE Mark Dennis (8)
TE Keith Jackson (11)
WR Mark Clayton (13)
QB Dan Marino (16)
RB Mark Higgs (15)
FB Tony Paige (16)

DEFENSE
LDE Jeff Cross (7)
David Griggs (4)
T.J. Turner (4)
NT Chuck Klingbeil (13)
RDE Jeff Cross (7)
Marco Coleman (7)
LOLB Marco Coleman (7)
David Griggs (4)
LILB John Grimsley (11)
RILB John Offerdahl (8)
"Dwight Hollier (4)
ROLB Bryan Cox (16)
LCB Troy Vincent (11)
RCB J.B. Brown (14)
SS Jarvis Williams (10)
FS Louis Oliver (16)

boldface indicates Pro Bowl performer
* indicates rookie

1993 FINAL STATISTICS (9-7)

DATE	OPPONENT	SCORE	W/L	ATT.
9/5	at Indianapolis	24-20	W	51,858
9/12	N.Y. JETS	14-24	L	70,314
9/26	at Buffalo	22-13	W	79,635
10/4	WASHINGTON	17-10	W	68,568
10/10	at Cleveland	24-14	W	78,138
10/24	INDIANAPOLIS	41-27	W	57,301
10/31	KANSAS CITY	30-10	W	67,765
11/7	at N.Y. Jets	10-27	L	71,306
11/14	at Philadelphia	19-14	W	64,213
11/21	NEW ENGLAND	17-13	W	59,982
11/25	at Dallas	16-14	W	60,198
12/5	N.Y. GIANTS	14-19	L	72,161
12/13	PITTSBURGH	20-21	L	70,232
12/19	BUFFALO	34-47	L	71,597
12/27	at San Diego	20-45	L	60,311
1/2	at New England	27-33(OT)	L	53,883

TEAM STATISTICS	MIA.	OPP.
TOTAL FIRST DOWNS	309	332
By Rushing	85	103
By Passing	207	205
By Penalty	17	24
Third Down: Made/Att.	100/218	103/229
Fourth Down: Made/Att.	8/17	3/10
TOTAL NET YARDS	5812	5150
Average Per Game	363.3	321.9
Total Plays	1030	1061
Average Per Play	5.6	4.9
NET YARDS RUSHING	1459	1665
Average Per Game	91.2	104.1
Total Rushes	419	460
NET YARDS PASSING	4353	3485
Average Per Game	272.1	217.8
Tackled/Yards Lost	30/211	29/197
Gross Yards	4564	3682
Attempts/Completions	581/342	572/350
Completion Percentage	58.9	61.2
Had Intercepted	18	13
PUNTS/AVERAGE	58/39.7	76/41.3
PENALTIES/YARDS	81/663	92/650
FUMBLES/BALL LOST	32/16	30/14
TOUCHDOWNS	40	43
By Rushing	10	12
By Passing	27	26
By Returns	3	5

Score By Quarters	1	2	3	4	OT	Total
DOLPHINS	100	76	85	88	0	349
OPPONENTS	56	126	71	92	6	351

RUSHING	NO.	YDS.	AVG.	LG	TD
Higgs	186	693	3.7	31	3
Kirby	119	390	3.3	20	3
Byars	64	269	4.2	77	3
Mitchell	21	89	4.2	32	0
Parmalee	4	16	4.0	12	0
Saxon	5	13	2.6	9	0
Martin	1	6	6.0	6	0
Pederson	2	-1	-0.5	0	0
DeBerg	4	-4	-1.0	-1	0
Fryar	3	-4	-1.3	2	0
Marino	9	-4	-0.4	4	1
McDuffie	1	-4	-4.0	-4	0
DOLPHINS	419	1459	3.5	77	10
OPPONENTS	460	1665	3.6	65	12

PASSING	ATT.	COMP.	YDS.	PCT.	TD	INT.	LG	SCK/LST	RATING
Mitchell	233	133	1773	57.1	12	8	77	7/49	84.2
DeBerg	188	113	1521	60.1	6	7	47	15/116	81.0
Marino	150	91	1218	60.7	8	3	80	7/42	95.9
Pederson	8	4	41	50.0	0	0	12	1/4	65.1
Byars	2	1	11	50.0	1	0	11	0/0	106.3
DOLPHINS	581	342	4564	58.9	27	18	80	30/211	86.4
OPPONENTS	572	350	3682	61.2	26	13	54	29/197	85.6

RECEIVING	NO.	YDS.	AVG.	LG	TD
Kirby	75	874	11.7	47	3
Fryar	64	1010	15.8	65	5
Byars	61	613	10.0	27	3
Ingram	44	707	16.1	77	6
K. Jackson	39	613	15.7	57	6
Martin	20	347	17.4	80	3
McDuffie	19	197	10.4	18	0
Higgs	10	72	7.2	15	0
Baty	5	78	15.6	32	1
Miller	2	15	7.5	8	0
Banks	1	26	26.0	26	0
M. Williams	1	11	11.0	11	0
Parmalee	1	1	1.0	1	0
DOLPHINS	342	4564	13.3	80	27
OPPONENTS	350	3682	10.5	54	26

INTERCEPTIONS	NO.	YDS.	AVG.	LG	TD
Brown	5	43	8.6	29	0
Oliver	2	60	30.0	56	1
Vincent	2	29	14.5	23	0
Green	2	0	0.0	0	0
Cox	1	26	26.0	26	0
Hobley	1	17	17.0	17	0
DOLPHINS	13	175	13.5	56	1
OPPONENTS	18	329	18.3	97	2

PUNTING	NO.	YDS.	AVG.	LG	BK
Hatcher	58	2304	39.7	56	0
DOLPHINS	58	2304	39.7	56	0
OPPONENTS	76	3135	41.3	60	1

PUNT RET.	NO.	YDS.	AVG.	LG	TD
McDuffie	28	317	11.3	72	2
Vincent	0	9	-	9	0
DOLPHINS	28	326	11.6	72	2
OPPONENTS	32	359	11.2	64	1

KICKOFF RET.	NO.	YDS.	AVG.	LG	TD
McDuffie	32	755	23.6	48	0
M. Williams	8	180	22.5	39	0
Kirby	4	85	21.3	26	0
Miller	2	22	11.0	16	0
Fryar	1	10	10.0	10	0
Baty	1	7	7.0	7	0
Saxon	1	7	7.0	7	0
Vincent	0	2	-	2	0
DOLPHINS	49	1068	21.8	48	0
OPPONENTS	62	1239	20.0	40	0

SCORING	Ru	Pa	Rt	PAT	FG	S	TP
Stoyanovich	0	0	0	37/37	24/32	0	109
Byars	3	3	0	0	0	0	36
Ingram	0	6	0	0	0	0	36
K. Jackson	0	6	0	0	0	0	36
Kirby	3	3	0	0	0	0	36
Fryar	0	5	0	0	0	0	30
Higgs	3	0	0	0	0	0	18
Martin	0	3	0	0	0	0	18
McDuffie	0	0	2	0	0	0	12
Baty	0	1	0	0	0	0	6
Marino	1	0	0	0	0	0	6
Oliver	0	0	1	0	0	0	6
DOLPHINS	10	27	3	37/40	24/32	0	349
OPPONENTS	12	26	5	40/42	17/27	1	351

FIELD GOALS	1-19	20-29	30-39	40-49	50+
Stoyanovich	2/2	9/10	7/11	4/7	2/2
DOLPHINS	2/2	9/10	7/11	4/7	2/2
OPPONENTS	0/0	3/4	8/11	5/10	1/2

SACKS

Cross	10.5	Coleman	5.5	Cox	5.0	Hunter	3.0
Veasey	2.0	Klingbeil	1.5	Alexander	1.0	Griggs	0.5

DOLPHINS 29.0, OPPONENTS 30.0

USUAL STARTERS

OFFENSE

WR	Irving Fryar (16)
LT	Richmond Webb (16)
LG	Keith Sims (16)
C	Jeff Dellenbach (11)
RG	Bart Weidner (11)
RT	Ron Heller (16)
TE	Keith Jackson (15)
WR	Mark Ingram (16)
QB	Scott Mitchell (7)
	Dan Marino (5)
	Steve DeBerg (4)
RB	Mark Higgs (8)
	*Terry Kirby (8)
FB	Keith Byars (16)

DEFENSE

LDE	Jeff Cross (16)
DT	Larry Webster (9)
	Mike Golic (7)
NT	Chuck Klingbeil (16)
RDE	Marco Coleman (15)
LLB	John Gimsley (9)
	Dwight Hollier (4)
MLB	John Offerdahl (8)
	Dwight Hollier (6)
RLB	Bryan Cox (15)
LCB	Troy Vincent (13)
RCB	J.B. Brown (16)
SS	Jarvis Williams (14)
FS	Louis Oliver (11)

boldface indicates Pro Bowl performer
* indicates rookie

1994 FINAL STATISTICS (10-6)

DATE	OPPONENT	SCORE	W/L	ATT.
9/4	NEW ENGLAND	39-35	W	71,023
9/11	at Green Bay	24-14	W	55,011
9/18	N.Y. JETS	28-14	W	68,977
9/25	at Minnesota	35-38	L	64,035
10/2	at Cincinnati	23-7	W	55,056
10/9	at Buffalo	11-21	L	79,491
10/16	L.A. RAIDERS	20-17(OT)	W	70,112
10/30	at New England	23-3	W	59,167
11/6	INDIANAPOLIS	22-21	W	71,158
11/13	CHICAGO	14-17	L	64,871
11/20	at Pittsburgh	13-16(OT)	L	59,148
11/27	at N.Y. Jets	28-24	W	75,606
12/4	BUFFALO	31-42	L	69,358
12/12	KANSAS CITY	45-28	W	71,578
12/18	at Indianapolis	6-10	L	58,867
12/25	DETROIT	27-20	W	70,980

TEAM STATISTICS	MIA.	OPP.
TOTAL FIRST DOWNS	344	305
By Rushing	109	85
By Passing	220	195
By Penalty	15	25
Third Down: Made/Att.	101/219	76/197
Fourth Down: Made/Att.	17/25	8/22
TOTAL NET YARDS	6078	5224
Average Per Game	379.9	326.5
Total Plays	1078	1000
Average Per Play	5.6	5.2
NET YARDS RUSHING	1658	1430
Average Per Game	103.6	89.4
Total Rushes	433	394
NET YARDS PASSING	4420	3794
Average Per Game	276.3	237.1
Tackled/Yards Lost	18/113	29/160
Gross Yards	4533	3954
Attempts/Completions	627/392	577/334
Completion Percentage	62.5	57.9
Had Intercepted	18	23
PUNTS/AVERAGE	60/40.2	68/41.7
PENALTIES/YARDS	92/747	82/653
FUMBLES/BALL LOST	28/14	29/9
TOUCHDOWNS	45	42
By Rushing	13	14
By Passing	31	23
By Returns	1	5

Score By Quarters	1	2	3	4	OT	Total
DOLPHINS	22	135	105	124	3	389
OPPONENTS	85	52	87	100	3	327

RUSHING	NO.	YDS.	AVG.	LG	TD
Parmalee	216	868	4.0	47	6
Spikes	70	312	4.5	40	2
Kirby	60	233	3.9	30	2
Higgs	19	68	3.6	21	0
Byars	19	64	3.4	12	2
Craver	6	43	7.2	19	0
McDuffie	5	32	6.4	12	0
Kosar	1	17	17.0	17	0
Saxon	8	16	2.0	7	0
Gary	7	11	1.6	4	0
Marino	22	-6	-0.3	10	1

DOLPHINS	433	1658	3.8	47	13
OPPONENTS	394	1430	3.6	45	14

RECEIVING	NO.	YDS.	AVG.	LG	TD
Fryar	73	1270	17.4	54	7
K. Jackson	59	673	11.4	35	7

Byars	49	418	8.5	34	5
Ingram	44	506	11.5	64	6
McDuffie	37	488	13.2	30	3
Parmalee	34	249	7.3	22	1
Saxon	27	151	5.6	25	0
Craver	24	237	9.9	28	0
M. Williams	15	221	14.7	29	0
Kirby	14	154	11.0	26	0
Miller	6	94	15.7	27	1
Spikes	4	16	4.0	9	0
R. Williams	2	26	13.0	17	0
Gary	2	19	9.5	11	0
Baty	2	11	5.5	8	1

DOLPHINS	392	4533	11.6	64	31
OPPONENTS	334	3954	11.8	83	23

INTERCEPTIONS	NO.	YDS.	AVG.	LG	TD
Vincent	5	113	22.6	58	1
Brown	3	82	27.3	38	0
Atkins	3	24	8.0	18	0
Stewart	3	11	3.7	11	0
Braxton	2	3	1.5	3	0
Beavers	2	0	0.0	0	0
Hollier	1	36	36.0	36	0
Veasey	1	7	7.0	7	0
Cross	1	0	0.0	0	0
Malone	1	0	0.0	0	0
Oliver	1	0	0.0	0	0

DOLPHINS	23	276	12.0	76	1
OPPONENTS	18	190	10.6	28	1

PUNTING	NO.	YDS.	AVG.	LG	BK
Arnold	46	1810	39.3	53	0
Kidd	14	602	43.0	58	0
DOLPHINS	60	2412	40.2	58	0
OPPONENTS	68	2834	41.7	64	0

PUNT RET.	NO.	YDS.	AVG.	LG	TD
McDuffie	32	228	7.1	26	0
Miller	1	13	13.0	13	0
DOLPHINS	33	241	7.3	26	0
OPPONENTS	32	324	10.1	75	1

KICKOFF RET.	NO.	YDS.	AVG.	LG	TD
McDuffie	36	767	21.3	46	0
Spikes	19	434	22.8	34	0
R. Williams	2	25	12.5	15	0
M. Williams	2	9	4.5	9	0
Parmalee	2	0	0.0	0	0
Braxton	1	34	34.0	34	0
Miller	1	13	13.0	13	0
Saxon	1	12	12.0	12	0
Baty	1	0	0.0	0	0
Ingram	1	0	0.0	0	0

DOLPHINS	66	1294	19.6	46	0
OPPONENTS	74	1549	20.9	93	2

SCORING	Ru	Pa	Rt	PAT	FG	S	T	PT
Stoyanovich	0	0	0	35/35	24/31	0	0	107
Fryar	0	7	0	0	0	0	2	46
K. Jackson	0	7	0	0	0	0	1	44
Parmalee	6	1	0	0	0	0	1	44
Byars	2	5	0	0	0	0	0	42
Ingram	0	6	0	0	0	0	0	36
McDuffie	0	3	0	0	0	0	0	18
Kirby	2	0	0	0	0	0	1	14
Spikes	2	0	0	0	0	0	0	12
Baty	0	1	0	0	0	0	0	6

Marino	1	0	0	0	0	0	0	6
Miller	0	1	0	0	0	0	0	6
Vincent	0	0	1	0	0	0	0	6
Craver	0	0	0	0	0	0	1	2

DOLPHINS	13	31	1	35/35	24/31	0	5	389
OPPONENTS	14	23	5	40/40	11/18	0	1	351

FIELD GOALS	1-19	20-29	30-39	40-49	50+
Stoyanovich	1/1	8/8	6/10	8/10	1/2

DOLPHINS	1/1	8/8	6/10	8/10	1/2
OPPONENTS	3/3	1/1	3/4	4/8	0/2

TWO-POINT CONVERSIONS
Fryar 2, Craver 1, K. Jackson 1, Kirby 1, Parmalee 1
DOLPHINS 6-10, OPPONENTS 1-2

SACKS
Cross 9.5, Coleman 6.0, Bowens 3.0, Cox 3.0, Veasey 2.5, Singleton 2.0, Atkins 1.0, Smith 1.0, TEAM 1.0.
DOLPHINS 29.0, OPPONENTS 18.0

USUAL STARTERS
OFFENSE
WR Irving Fryar (16)
LT Richmond Webb (16)
LG Keith Sims (16)
C Jeff Dellenbach (16)
RG Bert Weidner (14)
RT Ron Heller (16)
TE Keith Jackson (16)
WR Mark Ingram (13)
QB Dan Marino (16)
RB Bernie Parmalee (10)
FB Keith Byars (9)
James Saxon (7)

DEFENSE
LDE Jeff Cross (10)
DT Tim Bowens (15)
NT Chuck Klingbeil (15)
RDE Marco Coleman (16)
LLB Chris Singleton (11)
MLB Bryan Cox (15)
RLB Dwight Hollier (6)
*Aubrey Beavers (6)
LCB Troy Vincent (12)
RCB J.B. Brown (16)
SS Michael Stewart (16)
FS Gene Atkins (15)

boldface indicates Pro Bowl performer
* indicates rookie

PASSING	ATT.	COMP.	YDS.	PCT.	TD	INT.	LG	SCK/LST	RATING
Marino	615	385	4453	62.6	30	17	64	18/113	89.2
Kosar	12	7	80	58.3	1	1	22	0/0	71.5
DOLPHINS	627	392	4533	62.5	31	18	64	18/113	88.8
OPPONENTS	577	334	3954	57.9	23	23	83	29/160	75.6

1995 FINAL STATISTICS (9-7)

DATE	OPPONENT	SCORE	W/L	ATT.
9/3	N.Y. JETS	52-14	W	71,317
9/10	at New England	20-3	W	60,239
9/18	PITTSBURGH	23-10	W	72,874
10/1	at Cincinnati	26-23	W	52,671
10/8	INDIANAPOLIS	24-27(OT)	L	68,471
10/15	at New Orleans	30-33	L	55,628
10/22	at N.Y. Jets	16-17	L	67,228
10/29	BUFFALO	23-6	W	71,060
11/5	at San Diego	24-14	W	61,996
11/12	NEW ENGLAND	17-34	L	70,399
11/20	SAN FRANCISCO	20-44	L	73,080
11/26	at Indianapolis	28-36	L	60,414
12/3	ATLANTA	21-20	W	63,395
12/11	KANSAS CITY	13-6	W	70,321
12/17	at Buffalo	20-23	L	79,531
12/24	at St. Louis	41-22	W	63,876

TEAM STATISTICS	MIA.	OPP.
TOTAL FIRST DOWNS	345	309
By Rushing	98	93
By Passing	225	192
By Penalty	22	24
Third Down: Made/Att.	96/209	68/199
Fourth Down: Made/Att.	10/13	15/32
TOTAL NET YARDS	5716	5244
Average Per Game	357.3	327.0
Total Plays	1034	1008
Average Per Play	5.5	5.2
NET YARDS RUSHING	1506	1675
Average Per Game	94.1	104.7
Total Rushes	413	415
NET YARDS PASSING	4210	3569
Average Per Game	263.1	223.1
Tackled/Yards Lost.	29/188	29/187
Gross Yards	4398	3756
Attempts/Completions	592/384	556/327
Completion Percentage ..	64.9	58.8
Had Intercepted	20	14
PUNTS/AVERAGE	57/42.7	59/41.0
PENALTIES/YARDS	110/907	82/739
FUMBLES/BALL LOST	24/12	30/16
TOUCHDOWNS	46	38
By Rushing	16	7
By Passing	28	30
By Returns	2	1

Score By Quarters	1	2	3	4	OT	Total
DOLPHINS	62	137	93	106	0	398
OPPONENTS	44	105	95	85	3	332

RUSHING	NO.	YDS.	AVG.	LG	TD
Parmalee	236	878	3.7	40	9
Kirby	108	414	3.8	38	4
Spikes	32	126	3.9	17	1
Byars	15	44	2.9	15	1
Kosar	7	19	2.7	14	1
Marino	11	14	1.3	12	0
McDuffie	3	6	2.0	11	0
Wilson	1	5	5.0	5	0
DOLPHINS	413	1506	3.6	40	16
OPPONENTS	415	1675	4.0	44	7

RECEIVING	NO.	YDS.	AVG.	LG	TD
Kirby	66	618	9.4	46	3
Fryar	62	910	14.7	67	8
McDuffie	62	819	13.2	48	8

PASSING	ATT.	COMP.	YDS.	PCT.	TD	INT.	LG	SCK/LST	RATING
Marino	482	309	3668	64.1	24	15	67	22/153	90.8
Kosar	108	74	699	68.5	3	5	31	6/28	76.1
Kirby	1	1	31	100.0	1	0	31	0/0	158.3
McGwire	1	0	0	0.0	0	0	0	1/7	39.6
DOLPHINS	592	384	4398	64.9	28	20	67	29/188	88.8
OPPONENTS	556	327	3756	58.8	30	14	50	29/187	86.7

Byars	51	362	7.1	26	2
Green	43	499	11.6	31	3
Parmalee	39	345	8.8	35	1
Clark	37	525	14.2	42	2
R. Hill	12	260	21.7	58	0
Spikes	5	18	3.6	13	1
R. Williams	3	28	9.3	13	0
M. Williams	2	17	8.5	15	0
Wilson	1	3	3.0	3	0
Marino	1	-6	-6.0	-6	0
DOLPHINS	384	4398	11.5	67	28
OPPONENTS	327	3756	11.5	50	30

INTERCEPTIONS	NO.	YDS.	AVG.	LG	TD
Vincent	5	95	19.0	69	1
Brown	2	20	10.0	20	0
Jackson	1	23	23.0	23	0
Cox	1	12	12.0	12	0
Beavers	1	8	8.0	8	0
Singleton	1	3	3.0	3	0
Atkins	1	0	0.0	0	0
Buckley	1	0	0.0	0	0
Stewart	1	0	0.0	0	0
DOLPHINS	14	161	11.5	69	1
OPPONENTS	20	210	10.5	45	0

PUNTING	NO.	YDS.	AVG.	LG	BK
Kidd	57	2433	42.7	56	0
DOLPHINS	57	2433	42.7	56	0
OPPONENTS	59	2420	41.0	61	0

PUNT RET.	NO.	YDS.	AVG.	LG	TD
McDuffie	24	163	6.8	24	0
DOLPHINS	24	163	6.8	24	0
OPPONENTS	35	265	7.6	27	0

KICKOFF RET.	NO.	YDS.	AVG.	LG	TD
McDuffie	23	564	24.5	47	0
Spikes	18	378	21.0	55	0
R. Hill	12	287	23.9	33	0
R. Williams	2	20	10.0	12	0
S. Hill	1	38	38.0	38	0
Dar Dar	1	22	22.0	22	0
Buckley	1	16	16.0	16	0
Miner	1	13	13.0	13	0
DOLPHINS	59	1338	22.7	55	0
OPPONENTS	85	1782	21.0	62	0

SCORING	Ru	Pa	Rt	PAT	FG	S	2	TP
Stoyanovich	0	0	0	37/37	27/34	0	1	118
Parmalee	9	1	0	0	0	0	0	60
McDuffie	0	8	0	0	0	0	1	50
Fryar	0	8	0	0	0	0	0	48
Kirby	4	3	0	0	0	0	0	42
Green	0	3	0	0	0	0	1	20
Byars	1	2	0	0	0	0	0	18
Clark	0	2	0	0	0	0	0	12
Spikes	1	1	0	0	0	0	0	12
Johnson	0	0	1	0	0	0	0	6
Kosar	1	0	0	0	0	0	0	6
Vincent	0	0	1	0	0	0	0	6
DOLPHINS 16	28	2	37/37	27/34	0	2	398	
OPPONENTS 7	30	1	31/33	23/31	1	1	332	

FIELD GOALS	1-19	20-29	30-39	40-49	50+
Stoyanovich	1/1	7/9	11/12	6/7	2/5
DOLPHINS	1/1	7/9	11/12	6/7	2/5
OPPONENTS ..	0/1	10/11	8/9	3/6	2/4

TWO-POINT CONVERSIONS

Green 1, McDuffie 1

DOLPHINS 2-9, OPPONENTS 1-5

SACKS

Cox 7.5, Coleman 6.5, Cross 6.0, T. Armstrong 4.5, Bowers 2.0, Emtman 1.0, Singleton 1.0, Fox 0.5

DOLPHINS 29.0, OPPONENTS 29.0

USUAL STARTERS

OFFENSE

WR	Irving Fryar (16)
LT	Richmond Webb (16)
LG	Keith Sims (16)
C	Tim Ruddy (16)
RG	Chris Gray (10)
RT	*Billy Milner (9)
	Ron Heller (7)
TE	Eric Green (14)
WR	O.J. McDuffie (16)
QB	Dan Marino (14)
RB	Bernie Parmalee (12)
FB	Keith Byars (16)

DEFENSE

LDE	Jeff Cross (16)
DT	Tim Bowers (16)
NT	Chuck Klingbeil (15)
RDE	Marco Coleman (16)
LLB	Chris Singleton (15)
MLB	Bryan Cox (16)
RLB	Dwight Hollier (14)
LCB	Troy Vincent (16)
RCB	J.B. Brown (12)
SS	Michael Stewart (16)
FS	Gene Atkins (11)

boldface indicates Pro Bowl performer

* indicates rookie

1996 FINAL STATISTICS (8-8)

DATE	OPPONENT	SCORE	W/L	ATT.
9/1	NEW ENGLAND	24-10	W	71,542
9/8	at Arizona	38-10	W	55,444
9/15	N.Y. JETS	36-27	W	68,137
9/23	at Indianapolis	6-10	L	60,891
10/6	SEATTLE	15-22	L	59,939
10/13	at Buffalo	21-7	W	79,642
10/20	at Philadelphia	28-35	L	66,240
10/27	DALLAS	10-29	L	75,283
11/3	at New England	23-42	L	58,942
11/10	INDIANAPOLIS	37-13	W	66,623
11/17	at Houston	23-20	W	47,358
11/25	PITTSBURGH	17-24	L	73,489
12/1	at Oakland	7-17	L	50,591
12/8	N.Y. GIANTS	7-17	L	63,889
12/16	BUFFALO	16-14	W	67,016
12/22	at N.Y. Jets	31-28	W	47,271

TEAM STATISTICS	MIA.	OPP.
TOTAL FIRST DOWNS	294	306
By Rushing	92	91
By Passing	173	191
By Penalty	29	24
Third Down: Made/Att.	89/221	65/193
Fourth Down: Made/Att.	8/19	11/24
TOTAL NET YARDS	5165	5191
Average Per Game	322.8	324.4
Total Plays	1000	987
NET YARDS RUSHING	1622	1536
Average Per Game	101.4	96.0
Total Rushes	460	411
NET YARDS PASSING	3543	3655
Average Per Game	221.4	228.4
Tackled/Yards Lost	36/240	37/233
Gross Yards	3783	3888
Attempts/Completions	504/300	539/337
Completion Percentage	59.5	62.5
Had Intercepted	11	20
PUNTS/AVERAGE	78/46.3	75/43.8
PENALTIES/YARDS	111/852	98/786
FUMBLES/BALL LOST	31/13	29/16
TOUCHDOWNS	41	41
By Rushing	14	10
By Passing	22	29
By Returns	5	2

Score By Quarters	1	2	3	4	OT	Total
DOLPHINS	57	120	84	78	0	339
OPPONENTS	72	89	71	93	0	325

RUSHING	NO.	YDS.	AVG.	LG	TD
Abdul-Jabbar	307	1116	3.6	29	11
Spikes	87	316	3.6	49	3
Parmalee	25	80	3.2	17	0
McPhail	6	28	4.7	10	0
Pritchett	7	27	3.9	16	0
Izzo	1	26	26.0	26	0
Erickson	11	16	1.5	12	0
McDuffie	2	7	3.5	7	0
Kosar	1	6	6.0	6	0
Kidd	1	3	3.0	3	0
R. Wilson	1	0	0.0	0	0
Marino	11	-3	-0.3	7	0
DOLPHINS	460	1622	3.5	49	14
OPPONENTS	411	1536	3.7	49	10

RECEIVING	NO.	YDS.	AVG.	LG	TD
McDuffie	74	918	12.4	36	8
Barnett	36	562	15.6	66	3
Pritchett	33	354	10.7	74	2
Drayton	26	320	12.3	51	0
Abdul-Jabbar	23	139	6.0	23	0
R. Hill	21	409	19.5	61	4
Parmalee	21	189	9.0	17	0
McPhail	20	282	14.1	52	0
L. Thomas	10	166	16.6	34	1
Miller	9	116	12.9	22	0
Spikes	8	81	10.1	19	1
Jordan	7	152	21.7	43	0
Byars	5	40	8.0	16	0
Carolann	4	48	12.0	21	1
R. Wilson	2	5	2.5	3	1
Wainright	1	2	2.0	2	1

DOLPHINS	300	3783	12.6	74	22
OPPONENTS	337	3888	11.5	84	29

INTERCEPTIONS	NO.	YDS.	AVG.	LG	TD
Buckley	6	164	27.3	91	1
Oliver	3	110	36.7	60	0
Jackson	3	82	27.3	61	1
Z. Thomas	3	64	21.3	27	1
Wooden	2	15	7.5	15	0
J.B. Brown	1	29	29.0	29	0
Hollier	1	11	11.0	11	0
S. Hill	1	0	0.0	0	0

DOLPHINS	20	475	23.8	91	3
OPPONENTS	11	256	23.3	100	1

PUNTING	NO.	YDS.	AVG.	LG	BK
Kidd	78	3611	46.3	63	0
DOLPHINS	78	3611	46.3	63	0
OPPONENTS	75	3283	43.8	80	2

PUNT RET.	NO.	YDS.	AVG.	LG	TD
McDuffie	22	212	9.6	19	0
Buckley	3	24	8.0	13	0
Miller	1	15	15.0	15	0
DOLPHINS	26	251	9.7	19	0
OPPONENTS	48	368	7.7	26	0

KICKOFF RET.	NO.	YDS.	AVG.	LG	TD
Spikes	28	681	24.3	59	0
McPhail	15	335	22.3	40	0
Dar Dar	7	132	18.9	25	0
Jordan	4	81	20.3	22	0
R. Hill	2	4	2.0	4	0
Buckley	1	48	48.0	48	0
Z. Thomas	1	17	17.0	17	0
R. Wilson	1	12	12.0	12	0
Wainright	1	10	10.0	10	0
DOLPHINS	60	1320	22.0	59	0
OPPONENTS	48	1058	22.0	54	0

SCORING	Ru	Pa	Rt	PAT	FG	S	2	TP
Nedney	0	0	0	36/36	18/29	0	0	89
Abdul-Jabbar	11	0	0	0	0	0	0	66
McDuffie	0	8	0	0	0	0	0	48
R. Hill	0	4	0	0	0	0	0	24
Spikes	3	1	0	0	0	0	0	24
Barnett	0	3	0	0	0	0	0	18
Pritchett	0	2	0	0	0	0	0	12
Buckley	0	0	1	0	0	0	0	6

Carolann	0	1	0	0	0	0	0	6
S. Hill	0	0	1	0	0	0	0	6
Jackson	0	0	1	0	0	0	0	6
Miller	0	0	1	0	0	0	0	6
L. Thomas	0	1	0	0	0	0	0	6
Z. Thomas	0	1	0	0	0	0	0	6
Wainright	0	1	0	0	0	0	0	6
R. Wilson	0	1	0	0	0	0	0	6
Drayton	0	0	0	0	0	0	1	2

DOLPHINS	14	22	5	35/36	18/29	1	1	339
OPPONENTS	10	29	2	38/39	13/17	0	1	325

FIELD GOALS	1-19	20-29	30-39	40-49	50+
Nedney	1/1	7/7	7/11	3/8	0/2
DOLPHINS	1/1	7/7	7/11	3/8	0/2
OPPONENTS	1/1	5/5	5/5	2/5	0/0

TWO-POINT CONVERSIONS	DOLPHINS	OPPONENTS
Drayton	1	0

DOLPHINS 1-5, OPPONENTS 1-2	SACKS
-----------------------------	-------

Armstrong	12.0,	Stubbs	9.0,	Bowens	3.0,
Burton	3.0,	Emtman	2.0,	Z. Thomas	2.0,
Jackson	1.5,	Bailey	1.0,	Gardener	1.0,
S. Hill	1.0,	Hollier	1.0,	Hand	0.5

DOLPHINS	37.0,	OPPONENTS	36.0
----------------	-------	-----------------	------

USUAL STARTERS	OFFENSE
----------------	---------

WR	Fred Barnett (7)
	Randal Hill (5)
	Lamar Thomas (3)
LT	Richmond Webb (16)
LG	Keith Sims (15)
C	Tim Ruddy (16)
RG	Chris Gray (11)
RT	James Brown (16)
TE	Troy Drayton (10)
WR	O.J. McDuffie (16)
QB	Dan Marino (13)
RB	*Karim Abdul-Jabbar (14)
FB	*Stanley Pritchett (16)

DEFENSE	LDE	LDT	RDT	RDE	LLB	MLB	RLB	LCB	RCB	SS	FS
	Trace Armstrong (9)										
	*Shane Burton (6)										
	*Daryl Gardener (12)										
	Tim Bowens (16)										
	Daniel Stubbs (5)										
	Dwight Hollier (15)										
	*Zach Thomas (16)										
	Chris Singleton (13)										
	Terrell Buckley (16)										
	Calvin Jackson (15)										
	Louis Oliver (12)										
	*Shawn Wooden (7)										
	Gene Atkins (5)										
	Sean Hill (4)										

boldface indicates Pro Bowl performer
* indicates rookie

PASSING	ATT.	COMP.	YDS.	PCT.	TD	INT.	LG	SCK/LST	RATING
Marino	373	221	2795	59.2	17	9	74	18/131	87.8
Erickson	99	55	780	55.6	4	2	61	11/72	86.3
Kosar	32	24	208	75.0	1	0	20	6/34	102.1
Abdul-Jabbar	0	0	0	0.0	0	0	0	1/3	0.0
DOLPHINS	504	300	3783	59.5	22	11	74	36/240	88.4
OPPONENTS	539	337	3888	62.5	29	20	84	37/233	86.7

1997 FINAL STATISTICS (9-7)

DATE	OPPONENT	SCORE	W/L	ATT.
8/31	INDIANAPOLIS	16-10	W	70,813
9/7	TENNESSEE	16-13(OT)	W	64,439
9/14	at Green Bay	18-23	L	60,075
9/21	at Tampa Bay	21-31	L	73,314
10/5	KANSAS CITY	17-14	W	71,794
10/12	at N.Y. Jets	31-20	W	75,601
10/19	at Baltimore	24-13	W	64,354
10/27	CHICAGO	33-36(OT)	L	73,156
11/2	at Buffalo	6-9	L	78,011
11/9	N.Y. JETS	24-17	W	73,809
11/17	BUFFALO	30-13	W	74,155
11/23	at New England	24-27	L	59,002
11/30	at Oakland	34-16	W	50,569
12/7	DETROIT	33-30	W	72,266
12/14	at Indianapolis	0-41	L	61,282
12/22	NEW ENGLAND	12-14	L	74,379

TEAM STATISTICS	MIA.	OPP.
TOTAL FIRST DOWNS	311	299
By Rushing	87	106
By Passing	199	176
By Penalty	25	17
Third Down: Made/Att.	82/217	92/215
Third Down Efficiency	37.8	42.8
Fourth Down: Made/Att.	13/23	7/18
TOTAL NET YARDS	5135	5364
Average Per Game	320.9	335.3
Total Plays	1028	1004
NET YARDS RUSHING	1343	1813
Average Per Game	83.9	113.3
Total Rushes	430	443
NET YARDS PASSING	3792	3551
Average Per Game	237.0	221.9
Tackled/Yards Lost	22/153	31/231
Gross Yards	3945	3782
Attempts/Completions	576/332	530/329
Completion Percentage	57.6	62.1
Had Intercepted	12	10
PUNTS/AVERAGE	68/43.6	63/42.5
PENALTIES/YARDS	93/783	92/892
FUMBLES/BALL LOST	22/8	31/17
TOUCHDOWNS	37	36
By Rushing	18	9
By Passing	16	23
By Returns	3	4

Score By Quarters	1	2	3	4	OT	Total
DOLPHINS	67	103	49	117	3	339
OPPONENTS	43	135	51	95	3	327

RUSHING	NO.	YDS.	AVG.	LG	TD
Abdul-Jabbar	263	892	3.2	22	15
Spikes	63	180	2.9	14	2
McPhail	17	146	8.6	71	1
Parmalee	18	59	3.3	12	0
Phillips	18	44	2.4	8	0
Jordan	3	12	4.0	16	0
Erickson	4	8	2.0	4	0
Pritchett	3	7	2.3	4	0
Kidd	1	4	4.0	4	0
Nealy	1	3	3.0	3	0
Potts	1	3	3.0	3	0
Marino	18	-14	-0.8	1	0

DOLPHINS	430	1343	3.1	71	18
OPPONENTS	443	1813	4.1	43	9

RECEIVING	NO.	YDS.	AVG.	LG	TD
McDuffie	76	943	12.4	55	1

Drayton	39	558	14.3	30	4
McPhail	34	262	7.7	19	1
Abdul-Jabbar	29	261	9.0	36	1
L. Thomas	28	402	14.4	26	2
Parmalee	28	301	10.8	29	1
Jordan	27	471	17.4	44	3
Perriman	19	309	16.3	26	1
Barnett	17	166	9.8	20	1
Perry	11	45	4.1	10	1
Manning	7	85	12.1	21	0
Spikes	7	70	10.0	24	0
Pritchett	5	35	7.0	17	0
Potts	3	27	9.0	13	0
Phillips	1	6	6.0	6	0
Dotson	1	4	4.0	4	0

DOLPHINS	332	3945	11.9	55	16
OPPONENTS	329	3782	11.5	70	23

INTERCEPTIONS	NO.	YDS.	AVG.	LG	TD
Buckley	4	26	6.5	12	0
Teague	2	25	12.5	23	0
Wooden	2	10	5.0	10	0
Madison	1	21	21.0	21	0
Z. Thomas	1	10	10.0	10	0

DOLPHINS	10	92	9.2	23	0
OPPONENTS	12	307	25.6	100	4

PUNTING	NO.	YDS.	AVG.	LG	BK
Kidd	52	2247	43.2	58	0
Richardson	11	480	43.6	54	0
Mare	5	235	47.0	53	0

DOLPHINS	68	2962	43.6	58	0
OPPONENTS	63	2679	42.5	65	0

PUNT RET.	NO.	YDS.	AVG.	LG	TD
Jordan	26	273	10.5	38	0
Buckley	4	58	14.5	26	0
McDuffie	2	4	2.0	3	0

DOLPHINS	32	335	10.5	38	0
OPPONENTS	43	323	7.5	25	0

KICKOFF RET.	NO.	YDS.	AVG.	LG	TD
Spikes	24	565	23.5	48	0
McPhail	15	314	20.9	39	0
C. Harris	11	224	20.4	34	0
Ismael	8	166	20.8	27	0
Potts	1	16	16.0	16	0
Perry	1	7	7.0	7	0
Jordan	1	6	6.0	6	0
A. Harris	1	0	0.0	0	0
Hollier	1	0	0.0	0	0

DOLPHINS	63	1298	20.6	48	0
OPPONENTS	53	1018	19.2	40	0

SCORING	Ru	Pa	Rt	PAT	FG	S	2	TP
Mare	0	0	0	33/33	28/36	0	0	117
Abdul-Jabbar	15	1	0	0/0	0/0	0	0	96
Drayton	0	4	0	0/0	0/0	0	0	24
Jordan	0	3	0	0/0	0/0	0	0	18
McDuffie	0	1	1	0/0	0/0	0	0	12
McPhail	1	1	0	0/0	0/0	0	0	12
Spikes	2	0	0	0/0	0/0	0	0	12
L. Thomas	0	2	0	0/0	0/0	0	0	12
Barnett	0	1	0	0/0	0/0	0	0	6
Bowens	0	0	1	0/0	0/0	0	0	6
Buckley	0	0	1	0/0	0/0	0	0	6
Parmalee	1	0	0	0/0	0/0	0	0	6
Perriman	0	1	0	0/0	0/0	0	0	6

Perry	0	1	0	0/0	0/0	0	0	6
DOLPHINS	18	16	3	33/33	28/36	0	0	339
OPPONENTS	9	23	4	30/32	25/35	1	2	327

FIELD GOALS

1-19	20-29	30-39	40-49	50+
Mare	0/0	2/2	14/15	8/10
DOLPHINS	2/2	14/15	8/10	3/6
OPPONENTS	0/0	11/11	9/12	4/9

TWO-POINT CONVERSIONS

DOLPHINS	0-4
OPPONENTS	2-4

SACKS

Armstrong	5.5
Bowens	5.0
Rodgers	5.0
Taylor	5.0
Burton	4.0
Wilson	2.0
Gardener	1.5
A. Harris	1.0
Stubbs	1.0
Jackson	0.5
Z. Thomas	0.5

DOLPHINS	31.0
OPPONENTS	22.0

USUAL STARTERS

OFFENSE

WR	Lamar Thomas (6)
	Fred Barnett (5)
	Brett Perriman (5)
LT	Richmond Webb (16)
LG	Jeff Buckley (12)
C	Tim Ruddy (15)
RG	Everett McIver (14)
RT	James Brown (16)
TE	Troy Drayton (15)
WR	O.J. McDuffie (16)
QB	Dan Marino (16)
RB	Karim Abdul-Jabbar (14)
FB	Stanley Pritchett (5)
	Bernie Parmalee (4)
	Ed Perry - TE (4)

DEFENSE

LDE	Trace Armstrong (16)
LDT	Tim Bowens (16)
RDT	Daryl Gardener (16)
RDE	*Jason Taylor (11)
LLB	Anthony Harris (14)
MLB	Zach Thomas (15)
RLB	*Derrick Rodgers (14)
LCB	Terrell Buckley (15)
RCB	Calvin Jackson (11)
SS	Shawn Wooden (15)
FS	Corey Harris (6)
	George Teague (6)
	Calvin Jackson (4)

* indicates rookie

PASSING	ATT.	COMP.	YDS.	PCT.	TD	INT.	LG	SCK/LST	RATING
Marino	548	319	3780	58.2	16	11	55	20/132	80.7
Erickson	28	13	165	46.4	0	1	27	2/21	50.4
DOLPHINS	576	332	3945	57.6	16	12	55	22/153	79.2
OPPONENTS	530	329	3782	62.1	23	10	70	31/231	90.1

1998 FINAL STATISTICS (10-6)

DATE	OPPONENT	SCORE	W/L	ATT.
9/6	at Indianapolis	24-15	W	60,587
9/13	BUFFALO	13-7	W	73,097
9/20	PITTSBURGH	21-0	W	73,948
10/4	at N.Y. Jets	9-20	L	75,257
10/12	at Jacksonville	21-28	L	74,051
10/18	ST. LOUIS	14-0	W	65,418
10/25	NEW ENGLAND	12-9 (OT)	W	73,973
11/1	at Buffalo	24-30	L	79,011
11/8	INDIANAPOLIS	27-14	W	73,400
11/15	at Carolina	13-9	W	67,887
11/23	at New England	23-26	L	58,729
11/29	NEW ORLEANS	30-10	W	73,216
12/6	at Oakland	27-17	W	61,254
12/13	N.Y. JETS	16-21	L	74,369
12/21	DENVER	31-21	W	74,363
12/27	at Atlanta	16-38	L	69,754

TEAM STATISTICS	MIA.	OPP.
TOTAL FIRST DOWNS	269	257
By Rushing	73	75
By Passing	176	148
By Penalty	20	34
Third Down: Made/Att.	81/226	70/213
Third Down Efficiency	35.8	32.9
Fourth Down: Made/Att.	6/12	6/11
TOTAL NET YARDS	4930	4435
Average Per Game	308.1	277.2
Total Plays	1028	944
NET YARDS RUSHING	1535	1511
Average Per Game	95.9	94.4
Total Rushes	458	395
NET YARDS PASSING	3395	2924
Average Per Game	212.2	182.8
Tackled/Yards Lost	24/187	45/270
Gross Yards	3582	3194
Attempts/Completions	546/316	504/252
Completion Percentage	57.9	50.0
Had Intercepted	16	29
PUNTS/AVERAGE	97/41.9	88/45.3
PENALTIES/YARDS	106/864	97/875
FUMBLES/BALL LOST	25/12	25/7
TOUCHDOWNS	37	28
By Rushing	10	6
By Passing	23	17
By Returns	4	5

Score By Quarters	1	2	3	4	OT	Total
DOLPHINS	54	115	61	88	3	321
OPPONENTS	51	70	44	100	0	265

RUSHING	NO.	YDS.	AVG.	LG	TD
Abdul-Jabbar	270	960	3.6	45	6
Avery	143	503	3.5	44	2
Parmalee	8	20	2.5	10	0
Pritchett	6	19	3.2	11	1
Moore	4	12	3.0	4	0
McDuffie	3	11	3.7	5	0
Lusk	1	7	7.0	7	0
Doxzon	2	6	3.0	3	0
Marino	21	-3	-0.1	10	1
DOLPHINS	458	1535	3.4	45	10
OPPONENTS	395	1511	3.8	77	6

RECEIVING	NO.	YDS.	AVG.	LG	TD
McDuffie	90	1050	11.7	61	7
Gadsden	48	713	14.9	50	7
L. Thomas	43	603	14.0	56	5
Drayton	30	334	11.1	35	3

Perry	25	255	10.2	46	0
Parmalee	21	221	10.5	23	0
Abdul-Jabbar	21	102	4.9	18	0
Pritchett	17	97	5.7	24	0
Avery	10	67	6.7	19	1
Jacquet	8	122	15.3	29	0
Jordan	2	17	8.5	9	0
Moore	1	1	1.0	1	0

DOLPHINS	316	3582	11.3	61	23
OPPONENTS	252	3194	12.7	62	17

INTERCEPTIONS	NO.	YDS.	AVG.	LG	TD
Buckley	8	157	19.6	61	1
Madison	8	114	14.3	35	0
Walker	4	12	3.0	7	0
Z. Thomas	3	21	7.0	17	2
Jones	2	14	7.0	14	1
Surtain	2	1	0.5	1	0
Wilson	1	0	0.0	0	0
Gardener	1	-1	-1.0	-1	0

DOLPHINS	29	318	11.0	61	4
OPPONENTS	16	365	22.8	87	2

PUNTING	NO.	YDS.	AVG.	LG	BK
Wilmsmeyer	93	3949	42.5	57	1
Mare	3	115	38.3	43	0

DOLPHINS	97	4064	41.9	57	1
OPPONENTS	88	3986	45.3	73	0

PUNT RET.	NO.	YDS.	AVG.	LG	TD
Buckley	29	354	12.2	35	0
McDuffie	12	141	11.8	39	0
Jordan	5	47	9.4	24	0

DOLPHINS	46	542	11.8	39	0
OPPONENTS	43	339	7.9	40	0

KICKOFF RET.	NO.	YDS.	AVG.	LG	TD
Avery	43	1085	25.2	55	0
Marion	6	109	18.2	28	0
Jacquet	4	103	25.8	37	0

DOLPHINS	53	1297	24.5	55	0
OPPONENTS	56	1227	21.9	95	1

SCORING	Ru	Pa	Rt	PAT	FG	S	2	TP
Mare	0	0	0	33/34	22/27	0	0	99
Gadsden	0	7	0	0	0	0	0	42
McDuffie	0	7	0	0	0	0	0	42
Abdul-Jabbar	6	0	0	0	0	0	0	36
L. Thomas	0	5	0	0	0	0	0	30
Avery	2	1	0	0	0	0	0	18
Drayton	0	3	0	0	0	0	0	18
Z. Thomas	0	2	0	0	0	0	0	12
Buckley	0	0	1	0	0	0	0	6
Jones	0	0	1	0	0	0	0	6
Marino	1	0	0	0	0	0	0	6
Pritchett	1	0	0	0	0	0	0	6
DOLPHINS	10	23	4	33/34	22/27	0	0	321
OPPONENTS	6	17	5	24/24	23/32	0	2	265

FIELD GOALS	1-19	20-29	30-39	40-49	50+
Mare	0/0	12/13	5/5	5/7	0/2
DOLPHINS	0/0	12/13	5/5	5/7	0/2
OPPONENTS	0/1	8/8	5/6	8/15	2/2

TWO-POINT CONVERSIONS
DOLPHINS 0-3, OPPONENTS 2-4

SACKS
Armstrong 10.5, Taylor 9.0, Bromell 8.0, Jones 5.0, Rodgers 2.5, Burton 2.0, Mixon 2.0, Z. Thomas 2.0, Gardener 1.0, Jackson 1.0, Madison 1.0, TEAM 1.0.

DOLPHINS 45.0, OPPONENTS 24.0

USUAL STARTERS
OFFENSE
WR Oronde Gadsden (12)
LT Richmond Webb (9)
LG Brent Smith (7)
C Mark Dixon (10)
RG Tim Ruddy (16)
RT Kevin Donnalley (14)
TE James Brown (16)
WR Troy Drayton (15)
WR O.J. McDuffie (16)
QB Dan Marino (16)
RB Karim Abdul-Jabbar (15)
FB Stanley Pritchett (12)

DEFENSE
LDE *Kenny Mixon (16)
LDT Tim Bowens (16)
RDE Daryl Gardener (16)
RDT Jason Taylor (15)
LLB Derrick Rodgers (16)
MLB Zach Thomas (16)
RLB Robert Jones (16)
LCB Terrell Buckley (16)
RCB Sam Madison (16)
SS Calvin Jackson (15)
FS Brock Marion (16)

boldface indicates Pro Bowl performer
* indicates rookie

PASSING	ATT.	COMP.	YDS.	PCT.	TD	INT.	LG	SCK/LST	RATING
Marino	537	310	3497	57.7	23	15	61	23/178	80.0
Huard	9	6	85	66.7	0	1	24	1/9	57.4
DOLPHINS	546	316	3582	57.9	23	16	61	24/187	79.5
OPPONENTS	504	252	3194	50.0	17	29	62	45/270	57.4

1999 FINAL STATISTICS (9-7)

DATE	OPPONENT	SCORE	W/L	ATT.
9/13	at Denver	38-21	W	75,623
9/19	ARIZONA	19-16	W	73,618
10/4	BUFFALO	18-23	L	74,073
10/10	at Indianapolis	34-31	W	56,810
10/17	at New England	31-30	W	60,006
10/24	PHILADELPHIA	16-13	W	73,975
10/31	at Oakland	16-9	W	61,556
11/7	TENNESSEE	17-0	W	74,109
11/14	at Buffalo	3-23	L	72,810
11/21	NEW ENGLAND	27-17	W	74,295
11/25	at Dallas	0-20	L	64,328
12/5	INDIANAPOLIS	34-37	L	74,096
12/12	at N.Y. Jets	20-28	L	78,246
12/19	SAN DIEGO	12-9	W	73,765
12/27	N.Y. JETS	31-38	L	74,230
1/2	at Washington	10-21	L	78,106

TEAM STATISTICS	MIA.	OPP.
TOTAL FIRST DOWNS	287	252
By Rushing	81	79
By Passing	188	145
By Penalty	18	28
Third Down: Made/Att.	80/236	60/208
Third Down Efficiency	33.9	28.8
Fourth Down: Made/Att.	8/14	8/16
TOTAL NET YARDS	4938	4404
Average Per Game	308.6	275.3
Total Plays	1071	936
NET YARDS RUSHING	1453	1476
Average Per Game	90.8	92.3
Total Rushes	445	413
NET YARDS PASSING	3485	2928
Average Per Game	217.8	183.0
Tackled/Yards Lost	37/251	39/240
Gross Yards	3736	3168
Attempts/Completions	589/329	484/256
Completion Percentage	55.9	52.9
Had Intercepted	21	18
PUNTS/AVERAGE	81/41.0	85/41.1
PENALTIES/YARDS	111/936	80/708
FUMBLES/BALL LOST	23/13	19/10
TOUCHDOWNS	30	35
By Rushing	8	6
By Passing	20	19
By Returns	2	10

Score By Quarters	1	2	3	4	OT	Total
DOLPHINS	50	106	58	112	0	326
OPPONENTS	73	83	75	105	0	336

RUSHING	NO.	YDS.	AVG.	LG	TD
Johnson	164	558	3.4	34	4
Collins	131	414	3.2	25	2
Pritchett	47	158	3.4	25	1
Huard	28	124	4.4	25	0
Denson	28	98	3.5	20	0
Abdul-Jabbar	28	95	3.4	12	1
Konrad	9	16	1.8	5	0
Jacquet	1	4	4.0	4	0
Zolak	2	-2	-1.0	-1	0
Marino	6	-6	-1.0	0	0
Martin	1	-6	-6.0	-6	0
DOLPHINS	445	1453	3.3	34	8
OPPONENTS	413	1476	3.6	43	6

RECEIVING	NO.	YDS.	AVG.	LG	TD
-----------	-----	------	------	----	----

PASSING	ATT.	COMP.	YDS.	PCT.	TD	INT.	LG	SCK/LST	RATING
Marino	369	204	2448	55.3	12	17	62	9/66	67.4
Huard	216	125	1288	57.9	8	4	69t	28/185	79.8
Zolak	4	0	0	0.0	0	0	0	0/0	39.6
DOLPHINS	589	329	3736	55.9	20	21	69t	37/251	71.5
OPPONENTS	484	256	3168	52.9	19	18	68t	39/240	71.0

Martin	67	1037	15.5	69t	5
Gadsden	48	803	16.7	62	6
McDuffie	43	516	12.0	34	2
Pritchett	43	312	7.3	30	4
Konrad	34	251	7.4	25	1
Drayton	32	299	9.3	26	1
Green	18	234	13.0	27	0
Johnson	15	100	6.7	17	0
Goodwin	8	55	6.9	14	0
Collins	6	32	5.3	12	0
Denson	4	28	7.0	10	0
Abdul-Jabbar	4	25	6.3	14	0
Perry	3	8	2.7	5	1
McKenzie	2	18	9.0	13	0
Jacquet	1	18	18.0	18	0
Huard	1	0	0.0	0	0

DOLPHINS	329	3736	11.4	69t	20
OPPONENTS	256	3168	12.4	68t	19

INTERCEPTIONS	NO.	YDS.	AVG.	LG	TD
Madison	7	164	23.4	42	1
Buckley	3	3	1.0	18	0
Marion	2	30	15.0	28	0
Surtain	2	28	14.0	28	0
Wilson	1	13	13.0	13	0
Rodgers	1	5	5.0	5	0
Taylor	1	0	0.0	0	0
Z. Thomas	1	0	0.0	0	0

DOLPHINS	18	243	13.5	42	1
OPPONENTS	21	567	27.0	98t	7

PUNTING	NO.	YDS.	AVG.	LG	BK
Hutton	73	2978	40.8	63	0
Bartholomew	7	308	44.0	51	0
Mare	1	36	36.0	36	0
DOLPHINS	81	3322	41.0	63	0
OPPONENTS	85	3495	41.1	57	0

PUNT RET.	NO.	YDS.	AVG.	LG	TD
Jacquet	28	351	12.5	45	0
Buckley	8	13	1.6	8	0
McDuffie	7	62	8.9	21	0
Preston	1	6	6.0	6	0
DOLPHINS	44	432	9.8	45	0
OPPONENTS	42	424	10.1	43	0

KICKOFF RET.	NO.	YDS.	AVG.	LG	TD
Marion	62	1524	24.6	93	0
Wilson	3	50	16.7	23	0
Avery	2	55	27.5	33	0
Johnson	2	26	13.0	19	0
Jacquet	1	26	26.0	26	0
McDuffie	1	17	17.0	17	0
Z. Thomas	1	15	15.0	15	0
DOLPHINS	72	1713	23.8	93	0
OPPONENTS	58	1282	22.1	97t	1

SCORING	Ru	Pa	Rt	PAT	FG	S	TP
Mare	0	0	0	27/27	39/46	0	0 144
Gadsden	0	6	0	0/0	0/0	0	0 36
Martin	0	5	0	0/0	0/0	0	0 30
Pritchett	1	4	0	0/0	0/0	0	0 30
Johnson	4	0	0	0/0	0/0	0	0 24
Collins	2	0	0	0/0	0/0	0	0 12
McDuffie	0	2	0	0/0	0/0	0	0 12
Madison	0	0	1	0/0	0/0	1	0 8
Abdul-Jabbar	1	0	0	0/0	0/0	0	0 6
Drayton	0	1	0	0/0	0/0	0	0 6

Konrad	0	1	0	0/0	0/0	0	0 6
Perry	0	1	0	0/0	0/0	0	0 6
Taylor	0	0	1	0/0	0/0	0	0 6

DOLPHINS	8	20	2	27/27	39/46	10/3	326
OPPONENTS	6	19	10	33/33	41/40	0/0	336

FIELD GOALS	1-19	20-29	30-39	40-49	50+
Mare	1/1	9/9	17/17	9/14	3/5
DOLPHINS	1/1	9/9	17/17	9/14	3/5
OPPONENTS	0/0	6/6	10/14	12/16	3/4

TWO-POINT CONVERSIONS
DOLPHINS 0-3, OPPONENTS 0-0

SACKS
Owens 8.5, Armstrong 7.5, Bromell 5.0, Gardener 5.0, Wilson 3.0, Taylor 2.5, Surtain 2.0, Bowens 1.5, Buckley 1.0, Jackson 1.0, Marion 1.0, Z. Thomas 1.0.
DOLPHINS 39.0, OPPONENTS 37.0

USUAL STARTERS
OFFENSE
WR Tony Martin (13)
LT Richmond Webb (14)
LG Mark Dixon (13)
C Tim Ruddy (16)
RG Kevin Donnalley (9)
Kevin Gogan (7)
RT James Brown (14)
TE Troy Drayton (13)
WR O.J. McDuffie (10)
Oronde Gadsden (6)
QB Dan Marino (11)
RB *Ceil Collins (6)
*J.J. Johnson (4)
FB *Rob Konrad (9)
Stanley Pritchett (5)

DEFENSE
LDE Rich Owens (12)
LDT Tim Bowens (15)
RDT Daryl Gardener (15)
RDE Jason Taylor (15)
LLB Derrick Rodgers (15)
MLB Zach Thomas (16)
RLB Robert Jones (15)
LCB Terrell Buckley (11)
RCB Sam Madison (16)
SS Calvin Jackson (10)
FS Brock Marion (16)

boldface indicates Pro Bowl performer
* indicates rookie

2000 FINAL STATISTICS (11-5)

DATE	OPPONENT	SCORE	W/L	ATT.
9/3	SEATTLE	23-0	W	72,949
9/10	at Minnesota	7-13	L	64,112
9/17	BALTIMORE	19-6	W	73,464
9/24	NEW ENGLAND	10-3	W	73,344
10/1	at Cincinnati	31-16	W	61,535
10/8	BUFFALO	22-13	W	73,901
10/23	at N.Y. Jets	37-40(OT)	L	78,389
10/29	GREEN BAY	28-20	W	73,740
11/5	at Detroit	23-8	W	77,813
11/12	at San Diego	17-7	W	56,896
11/19	N.Y. JETS	3-20	L	74,320
11/26	at Indianapolis	17-14	W	56,935
12/3	at Buffalo	33-6	W	73,002
12/10	TAMPA BAY	13-16	L	74,307
12/17	INDIANAPOLIS	13-20	L	73,884
12/24	at New England	27-24	W	60,292

TEAM STATISTICS	MIA.	OPP.
TOTAL FIRST DOWNS	251	289
By Rushing	104	92
By Passing	122	156
By Penalty	25	41
Third Down: Made/Att.	75/214	70/211
Third Down Efficiency	35.0	33.2
Fourth Down: Made/Att.	4/6	8/15
TOTAL NET YARDS	4461	4636
Average Per Game	278.8	289.8
Total Plays	945	995
NET YARDS RUSHING	1894	1736
Average Per Game	118.4	108.5
Total Rushes	496	417
NET YARDS PASSING	2567	2900
Average Per Game	160.4	181.3
Tackled/Yards Lost	28/153	48/270
Gross Yards	2720	3170
Attempts/Completions	421/243	530/282
Completion Percentage	57.7	53.2
Had Intercepted	17	28
PUNTS/AVERAGE	92/42.1	87/40.6
PENALTIES/YARDS	115/920	86/793
FUMBLES/BALL LOST	12/9	30/13
TOUCHDOWNS	34	23
By Rushing	16	9
By Passing	15	13
By Returns	3	1

Score By Quarters	1	2	3	4	OT	Total
DOLPHINS	67	109	90	57	0	323
OPPONENTS	50	57	9	107	3	226

RUSHING	NO.	YDS.	AVG.	LG	TD
L. Smith	309	1139	3.7	68	14
Fiedler	54	267	4.9	30	1
Johnson	50	168	3.4	16	1
T. Thomas	28	136	4.9	25	0
Denson	31	108	3.5	12	0
Izzo	1	39	39.0	39	0
Konrad	15	39	2.6	5	0
Shepherd	4	3	0.8	14	0
Emanuel	3	-2	-0.7	0	0
McDuffie	1	-3	-3.0	-3	0
DOLPHINS	496	1894	3.8	68	16
OPPONENTS	417	1736	4.2	45	9

RECEIVING	NO.	YDS.	AVG.	LG	TD
Gadsden	56	786	14.0	61	6

Shepherd	35	446	12.7	46	4
L. Smith	31	201	6.5	28	2
Martin	26	393	15.1	44	0
T. Thomas	16	117	7.3	15	1
McDuffie	14	143	10.2	24	0
Denson	14	105	7.5	28	0
Konrad	14	83	5.9	18	0
Weaver	10	179	17.9	41	0
Johnson	10	61	6.1	11	0
Emanuel	7	132	18.9	53	1
Goodwin	6	36	6.0	9	1
Ogden	2	24	12.0	12	0
Dyer	2	14	7.0	13	0

DOLPHINS	243	2720	11.2	61	15
OPPONENTS	282	3170	11.2	59	13

INTERCEPTIONS	NO.	YDS.	AVG.	LG	TD
Walker	7	80	11.4	31	0
Madison	5	80	16.0	34	0
Marion	5	72	14.4	24	0
Surtain	5	55	11.0	43	0
Wilson	1	19	19.0	19	0
Jeffries	1	3	3.0	3	0
Taylor	1	2	2.0	2	0
Bowens	1	0	0.0	0	0
Shaw	1	0	0.0	0	0
Z. Thomas	1	0	0.0	0	0
DOLPHINS	28	311	11.1	43	0
OPPONENTS	17	102	6.0	32	1

PUNTING	NO.	YDS.	AVG.	LG	BK
Turk	92	3870	42.1	70	0
DOLPHINS	92	3870	42.1	70	0
OPPONENTS	87	3532	40.6	65	1

PUNT RET.	NO.	YDS.	AVG.	LG	TD
Ogden	19	323	17.0	81	1
Shepherd	15	164	10.9	32	0
Kelly	5	31	6.2	10	0
McDuffie	0	0	-	-	0
DOLPHINS	39	518	13.3	81	1
OPPONENTS	36	258	7.2	40	0

KICKOFF RET.	NO.	YDS.	AVG.	LG	TD
Denson	20	495	24.8	56	0
Marion	22	513	23.3	47	0
Williams	3	64	21.3	24	0
Johnson	2	26	13.0	26	0
Goodwin	2	6	3.0	6	0
Weaver	1	15	15.0	15	0
Shepherd	1	14	14.0	14	0
DOLPHINS	51	1133	22.2	56	0
OPPONENTS	68	1260	18.5	37	0

SCORING	Ru	Pa	Rt	PAT	FG	S	2	TP
Mare	0	0	0	33/34	28/31	0	0	117
L. Smith	14	2	0	0/0	0/0	0	0	96
Gadsden	0	6	0	0/0	0/0	0	0	36
Shepherd	0	4	0	0/0	0/0	0	0	24
Emanuel	0	1	0	0/0	0/0	0	0	6
Fiedler	1	0	0	0/0	0/0	0	0	6
Goodwin	0	1	0	0/0	0/0	0	0	6
Johnson	1	0	0	0/0	0/0	0	0	6
Madison	0	0	1	0/0	0/0	0	0	6
Ogden	0	0	1	0/0	0/0	0	0	6
Taylor	0	0	1	0/0	0/0	0	0	6
T. Thomas	0	1	0	0/0	0/0	0	0	6

Haley	0	0	0	0/0	0/0	1	0	2
DOLPHINS	16	15	3	33/34	28/31	1	0	323
OPPONENTS	9	13	1	20/20	22/30	0	1	226

FIELD GOALS	1-19	20-29	30-39	40-49	50+
Mare	0/0	7/8	9/10	12/13	0/0
DOLPHINS	0/0	7/8	9/10	12/13	0/0
OPPONENTS	0/0	4/4	10/12	7/9	1/5

TWO-POINT CONVERSIONS
DOLPHINS 0-0, OPPONENTS 1-3

SACKS
Armstrong 16.5, Taylor 14.5, Bowens 2.5, Gardener 2.5, Mixon 2.5, Bromell 2.0, Walker 2.0, Haley 1.5, Z. Thomas 1.5, Surtain 1.0, Owens 0.5, Rodgers 0.5, Wilson 0.5.
DOLPHINS 48.0, OPPONENTS 28.0

USUAL STARTERS
WR Leslie Shepherd (11)
LT Richmond Webb (14)
LG Mark Dixon (15)
C Tim Ruddy (16)
RG Kevin Donnalley (16)
RT Todd Wade (16)
TE Hunter Goodwin (16)
WR Oronde Gadsden (16)
QB Jay Fiedler (15)
RB Lamar Smith (15)
FB Rob Konrad (13)

DEFENSE
LDE Kenny Mixon (13)
LDT Tim Bowens (15)
RDT Daryl Gardener (10)
RDE Jason Taylor (16)
LLB Derrick Rodgers (14)
MLB Zach Thomas (11)
RLB Robert Jones (14)
LCB Patrick Surtain (16)
RCB Sam Madison (16)
SS Brian Walker (16)
FS Brock Marion (16)

boldface indicates Pro Bowl performer
* indicates rookie

PASSING	ATT.	COMP.	YDS.	PCT.	TD	INT.	LG	SCK/LST	RATING
Fiedler	357	204	2402	57.1	14	14	61	23/129	74.5
Huard	63	39	318	61.9	1	3	29	4/22	60.2
L. Smith	1	0	0	0.00	0	0	0	0/0	39.6
T. Thomas	0	0	0	0.00	0	0	0	1/2	-
DOLPHINS	421	243	2720	57.7	15	17	61	28/153	72.2
OPPONENTS	530	282	3170	53.2	13	28	59	48/270	57.5

2001 FINAL STATISTICS (11-5)

DATE	OPPONENT	SCORE	W/L	ATT.
9/9	at Tennessee	31-23	W	68,798
9/23	OAKLAND	18-15	W	73,404
9/30	at St. Louis	10-42	L	66,046
10/7	NEW ENGLAND	30-10	W	73,024
10/14	at New York Jets	17-21	L	78,823
10/28	at Seattle	24-20	W	59,108
11/4	CAROLINA	23-6	W	72,597
11/11	at Indianapolis	27-24	W	57,127
11/18	NEW YORK JETS	0-24	L	74,259
11/25	at Buffalo	34-27	W	73,063
12/2	DENVER	21-10	W	73,938
12/10	INDIANAPOLIS	41-6	W	73,858
12/16	at San Francisco	0-21	L	68,223
12/22	at New England	13-20	L	60,292
12/30	ATLANTA	21-14	W	73,619
1/6	BUFFALO	34-7	W	73,428

TEAM STATISTICS	MIA.	OPP.
TOTAL FIRST DOWNS	263	283
By Rushing	95	97
By Passing	154	148
By Penalty	14	38
Third Down: Made/Att.	89/215	70/201
Third Down Efficiency	41.4	34.8
Fourth Down: Made/Att.	9/14	6/15
TOTAL NET YARDS	4821	4608
Average Per Game	301.3	288.0
Total Plays	953	957
NET YARDS RUSHING	1664	1779
Average Per Game	104.0	111.2
Total Rushes	473	453
NET YARDS PASSING	3157	2829
Average Per Game	197.3	176.8
Tackled/Yards Lost	27/178	37/230
Gross Yards	3335	3059
Attempts/Completions	453/275	467/262
Completion Percentage	60.7	56.1
Had Intercepted	19	17
PUNTS/AVERAGE	81/41.0	86/44.1
PENALTIES/YARDS	107/914	82/623
FUMBLES/BALL LOST	26/19	27/11
TOUCHDOWNS	41	35
By Rushing	14	9
By Passing	20	22
By Returns	7	4

Score By Quarters	1	2	3	4	OT	Total
DOLPHINS	65	110	27	142	0	344
OPPONENTS	58	91	86	55	0	290

RUSHING	NO.	YDS.	AVG.	LG	TD
L. Smith	313	968	3.1	25	6
Fiedler	73	321	4.4	26	4
Minor	59	281	4.8	56	2
McKnight	6	39	6.5	18	0
J. Johnson	5	22	4.4	9	0
Konrad	5	22	4.4	18	1
Ward	2	21	10.5	16	0
Lucas	8	6	0.8	3	1
Mare	1	-5	-5.0	-5	0
Chambers	1	-11	-11.0	-11	0
DOLPHINS	473	1664	3.5	56	14
OPPONENTS	453	1779	3.9	44	9

RECEIVING	NO.	YDS.	AVG.	LG	TD
McKnight	55	684	12.4	40	3
Gadsden	55	674	12.3	61	3
Chambers	48	883	18.4	74	7

L. Smith	30	234	7.8	65	2
Minor	29	263	9.1	29	1
Ward	21	209	10.0	20	0
Weaver	18	215	11.9	27	2
Ogden	6	73	12.2	18	1
Konrad	5	52	10.4	17	1
Goodwin	4	27	6.8	9	0
J. Johnson	4	21	5.3	7	0

DOLPHINS	275	3335	12.1	74	20
OPPONENTS	262	3059	11.7	80	22

INTERCEPTIONS	NO.	YDS.	AVG.	LG	TD
Marion	5	227	45.4	100	2
Surtain	3	74	24.7	41	1
Thomas	2	51	25.5	34	1
Madison	2	0	0.0	0	0
Mixon	1	56	56.0	56	1
J. Taylor	1	4	4.0	4	0
Freeman	1	0	0.0	0	0
Galyon	1	0	0.0	0	0
Walker	1	0	0.0	0	0

DOLPHINS	17	412	24.2	100	5
OPPONENTS	19	254	13.4	63	3

PUNTING	NO.	YDS.	AVG.	LG	BK
Turk	81	3321	41.0	77	0
DOLPHINS	81	3321	41.0	77	0
OPPONENTS	86	3789	44.1	73	0

PUNT RET.	NO.	YDS.	AVG.	LG	TD
Ogden	32	377	11.8	48	0
Ward	9	88	9.8	18	0
Madison	1	6	6.0	6	0
Cousin	1	0	0.0	0	0
Chambers	0	0	-	-	0
DOLPHINS	43	471	11.0	48	0
OPPONENTS	30	136	4.5	23	0

KICKOFF RET.	NO.	YDS.	AVG.	LG	TD
Chambers	36	811	22.5	47	0
Marion	17	371	1.8	55	0
Dyer	2	24	12.0	14	0
J. Johnson	1	16	16.0	16	0
E. Perry	1	0	0.0	0	0
DOLPHINS	51	1133	22.2	56	0
OPPONENTS	68	1260	18.5	37	0

SCORING	Ru	Pa	Rt	PAT	FG	S	2	TP
Mare	0	0	0	39/40	19/21	0	0	96
L. Smith	6	2	0	0/0	0/0	0	0	48
Chambers	0	7	0	0/0	0/0	0	0	42
Fiedler	4	0	0	0/0	0/0	0	0	24
Minor	2	1	0	0/0	0/0	0	0	24
McKnight	0	3	0	0/0	0/0	0	1	20
Gadsden	0	3	0	0/0	0/0	0	0	18
Konrad	1	1	0	0/0	0/0	0	0	12
Marion	0	2	0	0/0	0/0	0	0	12
Weaver	0	2	0	0/0	0/0	0	0	12
Lucas	1	0	0	0/0	0/0	0	0	6
Mixon	0	0	1	0/0	0/0	0	0	6
Ogden	0	1	0	0/0	0/0	0	0	6
Surtain	0	0	1	0/0	0/0	0	0	6
J. Taylor	0	0	1	0/0	0/0	0	0	6
Thomas	0	0	1	0/0	0/0	0	0	6
DOLPHINS	14	20	7	39/40	19/21	0	1	1344
OPPONENTS	9	22	4	32/34	16/22	0	0	290

FIELD GOALS	1-19	20-29	30-39	40-49	50+
Mare	1/1	8/8	8/8	2/4	0/0
DOLPHINS	1/1	8/8	8/8	2/4	0/0
OPPONENTS	0/0	5/6	4/5	6/9	1/2

TWO-POINT CONVERSIONS

McKnight	1
----------	---

DOLPHINS 1-1, OPPONENTS 0-1

SACKS

J. Taylor	8.5	Bromell	6.5	Gardener	4.0	T. Bowens	3.0	Thomas	3.0	Cousin	2.0	Mixon	2.0	Greenwood	1.5	D. Bowens	1.0	D. Rodgers	1.0	Surtain	1.0	Grant	0.5	Haley	0.5	Ogunleye	0.5
-----------	-----	---------	-----	----------	-----	-----------	-----	--------	-----	--------	-----	-------	-----	-----------	-----	-----------	-----	------------	-----	---------	-----	-------	-----	-------	-----	----------	-----

DOLPHINS 37.0, OPPONENTS 27.0

USUAL STARTERS

OFFENSE	
WR	Oronde Gadsden (14)
LT	Spencer Folan (15)
LG	Mark Dixon (10)
C	Tim Ruddy (15)
RG	Todd Perry (16)
RT	Todd Wade (15)
TE	Hunter Goodwin (11)
WR	James McKnight (15)
QB	Jay Fiedler (16)
RB	Lamar Smith (16)
FB	Rob Konrad (9)

DEFENSE

LDE	Kenny Mixon (16)
LDT	Tim Bowens (15)
RDT	Daryl Gardener (8)
RDE	Jason Taylor (16)
LLB	Derrick Rodgers (14)
MLB	Zach Thomas (15)
RLB	*Morlon Greenwood (12)
LCB	Patrick Surtain (16)
RCB	Sam Madison (13)
SS	Brian Walker (13)
FS	Brock Marion (15)

boldface indicates Pro Bowl performer

* indicates rookie

PASSING	ATT.	COMP.	YDS.	PCT.	TD	INT.	LG	SCK/LST	RATING
Fiedler	450	273	3290	60.7	20	19	74	27/178	80.3
Lucas	3	2	45	66.7	0	0	28	0/0	109.7
DOLPHINS	453	275	3335	60.7	20	19	74	27/178	80.6
OPPONENTS	467	262	3059	56.1	22	17	80	37/230	76.7

2002 FINAL STATISTICS (9-7)

DATE	OPPONENT	SCORE	W/L	ATT.
9/8	DETROIT	49-21	W	72,216
9/15	at Indianapolis	21-13	W	56,650
9/22	N.Y. JETS	30-3	W	73,426
9/29	at Kansas City	30-48	L	78,178
10/6	NEW ENGLAND	26-13	W	73,369
10/13	at Denver	24-22	W	75,941
10/20	BUFFALO	10-23	L	73,180
11/4	at Green Bay	10-24	L	63,284
11/10	at N.Y. Jets	10-13	L	78,920
11/17	BALTIMORE	26-7	W	73,013
11/24	SAN DIEGO	30-3	W	73,138
12/1	at Buffalo	21-38	L	73,287
12/9	CHICAGO	27-9	W	73,609
12/15	OAKLAND	23-17	W	73,572
12/21	at Minnesota	17-20	L	64,285
12/29	at New England	24-27(OT)	L	68,436

TEAM STATISTICS	MIA.	OPP.
TOTAL FIRST DOWNS	318	285
By Rushing	139	86
By Passing	155	162
By Penalty	24	37
Third Down: Made/Att.	76/199	68/201
Third Down Efficiency	38.2	33.8
Fourth Down: Made/Att.	3/10	4/13
Fourth Down Efficiency	30.0	30.8
POSSESSION AVERAGE	31:24	28:36
TOTAL NET YARDS	5392	4656
Average Per Game	337.0	291.0
Total Plays	1010	974
Average Per Play	5.3	4.8
NET YARDS RUSHING	2502	1554
Average Per Game	156.4	97.1
Total Rushes	530	407
NET YARDS PASSING	2890	3102
Average Per Game	180.6	193.9
Tackled/Yards Lost	25/179	47/327
Gross Yards	3069	3429
Attempts/Completions	455/271	520/294
Completion Percentage	59.6	56.5
Had Intercepted	15	21
PUNTS/AVERAGE	69/40.2	80/42.9
NET PUNTING AVERAGE	69/34.5	80/37.7
PENALTIES/YARDS	103/859	106/826
FUMBLES/BALL LOST	28/15	23/9
TOUCHDOWNS	44	31
By Rushing	24	9
By Passing	18	20
By Returns	2	2

Score By Quarters	1	2	3	4	OT	Total
DOLPHINS	113	111	69	85	0	378
OPPONENTS	35	98	66	99	3	301

RUSHING	NO.	YDS.	AVG.	LG	TD
R. Williams	383	1853	4.8	63t	16
Minor	44	180	4.1	23	2
Lucas	36	126	3.5	17	2
Edwards	20	107	5.4	19	1
Fiedler	28	99	3.5	12	3
Chambers	6	78	13.0	45	0
McKnight	7	58	8.3	19	0
McMichael	1	8	8.0	8	0
Konrad	3	2	0.7	2	0
Rosenfels	2	-9	-4.5	-2	0
DOLPHINS	530	2502	4.7	63t	24
OPPONENTS	407	1554	3.8	38	9

RECEIVING	NO.	YDS.	AVG.	LG	TD
Chambers	52	734	14.1	59t	3
R. Williams	47	363	7.7	52	1
McMichael	39	485	12.4	45	4
Konrad	34	233	6.9	19	3
McKnight	29	528	18.2	77	2
Ward	19	172	9.1	22	0
Edwards	18	126	7.0	14	1
Gadsden	16	228	14.3	29	0
Carter	8	66	8.3	15	1
Weaver	6	75	12.5	25	3
Clark	2	42	21.0	26	0
Baker	1	17	17.0	17	0
DOLPHINS	271	3069	11.3	77	18
OPPONENTS	294	3429	11.7	73t	20

INTERCEPTIONS	NO.	YDS.	AVG.	LG	TD
Surtain	6	79	13.2	40t	1
Marion	5	99	19.8	62	0
Madison	3	15	5.0	15	0
Fletcher	2	30	15.0	30	0
Rodgers	2	28	14.0	21	0
Thomas	1	7	7.0	7	0
Haley	1	0	0.0	0	0
Wooden	1	0	0.0	0	0
DOLPHINS	21	258	12.3	62	1
OPPONENTS	15	319	21.3	89t	2

PUNTING	NO.	YDS.	AVG.	LG	BK
Royals	69	2772	40.2	56	0
DOLPHINS	69	2772	40.2	56	0
OPPONENTS	80	3432	42.9	65	0

PUNT RET.	NO.	YDS.	AVG.	LG	TD
Ward	16	169	10.6	34	0
Johnson	8	69	8.6	13	0
Baker	7	55	7.9	21	0
DOLPHINS	31	293	9.5	34	0
OPPONENTS	39	273	7.0	43	0

KICKOFF RET.	NO.	YDS.	AVG.	LG	TD
Minor	46	1071	23.3	66	0
Johnson	12	330	27.5	49	0
Konrad	2	33	16.5	18	0
Weaver	2	23	11.5	18	0
Fletcher	1	0	0.0	0	0
McKnight	0	26	-	26	0
DOLPHINS	63	1483	23.5	66	0
OPPONENTS	69	1540	22.3	56	0

SCORING	Ru	Pa	Rt	PAT	FG	S	2	TP
Mare	0	0	0	42/43	24/31	0	0	114
R. Williams	16	1	0	0/0	0/0	0	0	102
McMichael	0	4	0	0/0	0/0	0	0	24
Chambers	0	3	0	0/0	0/0	0	0	18
Fiedler	3	0	0	0/0	0/0	0	0	18
Konrad	0	3	0	0/0	0/0	0	0	18
Weaver	0	3	0	0/0	0/0	0	0	18
Edwards	1	1	0	0/0	0/0	0	0	12
Lucas	2	0	0	0/0	0/0	0	0	12
McKnight	0	2	0	0/0	0/0	0	0	12
Minor	2	0	0	0/0	0/0	0	0	12
Carter	0	1	0	0/0	0/0	0	0	6
Gamble	0	0	1	0/0	0/0	0	0	6
Surtain	0	0	1	0/0	0/0	0	0	6
DOLPHINS 24	18	2	42/43	24/31	0	0	378	
OPPONENTS 9	20	2	27/27	28/30	0	0	301	

FIELD GOALS	1-19	20-29	30-39	40-49	50+
Mare	0/0	13/14	2/3	7/11	2/3
DOLPHINS	0/0	13/14	2/3	7/11	2/3
OPPONENTS ..	0/0	9/9	8/8	6/8	5/5

TWO-POINT CONVERSIONS
DOLPHINS 0-1, OPPONENTS 2-4

SACKS
Taylor 18.5, Ogunleye 9.5, J. Williams 6.0, Burnett 4.0, D. Owens 1.5, Chester 1.5, Freeman 1.5, Surtain 1.5, Greenwood 1.0, McGarahan 1.0, Haley 0.5, Thomas 0.5.
DOLPHINS 47.0, OPPONENTS 25.0

USUAL STARTERS
OFFENSE
WR James McKnight (9)
LT Oronde Gadsden (6)
LG Mark Dixon (12)
C Jamie Nails (14)
RG Tim Ruddy (16)
RT Todd Perry (16)
TE Todd Wade (16)
TE *Randy McMichael (16)
WR Chris Chambers (15)
QB Jay Fiedler (16)
RB Ricky Williams (16)
FB Rob Konrad (12)

DEFENSE
LDE Adewale Ogunleye (16)
LDT Tim Bowens (16)
RDT Larry Chester (16)
RDE Jason Taylor (16)
LLB Derrick Rodgers (15)
MLB Zach Thomas (16)
RLB Morlon Greenwood (13)
LCB Patrick Surtain (14)
RCB Sam Madison (16)
SS Arturo Freeman (16)
FS Brock Marion (16)

boldface indicates Pro Bowl performer
* indicates rookie

PASSING	ATT.	COMP.	YDS.	PCT.	TD	INT.	LG	SCK/LST	RATING
Fiedler	292	179	2024	61.3	14	9	59t	13/89	85.2
Lucas	160	92	1045	57.5	4	6	77	12/90	69.9
Rosenfels	3	0	0	0.0	0	0	0	0/0	39.6
DOLPHINS	455	271	3069	59.6	18	15	77	25/179	79.3
OPPONENTS	520	294	3429	56.5	20	21	73t	47/327	72.7

DOLPHINS INDIVIDUAL RECORDS

The following individual records relate solely to service with the Miami Dolphins. They include National Football League regular-season statistics only – with the exception of those single-game records marked by "*" or "**".

* Playoff game ** Super Bowl

1966-1977: 14 games	1983-1986: 16 games
1978-1981: 16 games	1987: 15 games
1982: 9 games	1988-2003: 16 games

SERVICE

MOST SEASONS

- 17 Dan Marino (1983-99)
- 15 Bob Kuechenberg (1970-84)
- 14 Bob Griese (1967-80)
- 14 Don Strock (1974-87)
- 13 Nat Moore (1974-86)
- 12 Larry Little (1969-80)
- 12 Ed Newman (1973-84)
- 12 Bruce Hardy (1978-89)
- 12 Jim Jensen (1981-92)

MOST GAMES PLAYED

- 242 Dan Marino (1983-99)
- 196 Bob Kuechenberg (1970-84)
- 183 Nat Moore (1974-86)
- 167 Ed Newman (1973-85)
- 164 Jim Jensen (1981-92)
- 164 Richmond Webb (1990-00)
- 163 Don Strock (1974-87)
- 161 Bob Griese (1967-80)
- 159 Vern Den Herder (1971-81)
- 158 Larry Little (1969-80)
- 156 Tim Ruddy (1994-03)
- 155 Tim Bowens (1994-03)
- 151 Bruce Hardy (1978-89)

MOST CONSECUTIVE GAMES PLAYED

- 128 Jim Langer (10th in 1970 through 11th in 1979)
- 127 Garo Yepremian (2nd in 1970 through 14th in 1978)
- 125 Bob Baumhower (1st in 1977 through 14th in 1984)
- 118 Richmond Webb (3rd in 1991 through 8th in 1998)
- 107 Dwight Stephenson (1st in 1980 through 2nd in 1987)
- 104 Jeff Cross (1st in 1988 through 8th in 1994)
- 104 Tim Bowens (1st in 1994 through 8th in 2000)
- 98 Dick Anderson (1st in 1968 through 14th in 1974)
- 95 Vern Den Herder (1st in 1971 through 11th in 1977)
- 95 Dan Marino (6th in 1987 through 5th in 1993)

MOST STARTS

- 240 Dan Marino (1983-99)
- 176 Bob Kuechenberg (1970-84)
- 162 Richmond Webb (1990-00)
- 153 Tim Bowens (1994-03)
- 152 Bob Griese (1967-80)
- 152 Larry Little (1969-80)
- 143 Vern Den Herder (1971-81)
- 140 Tim Ruddy (1994-03)
- 136 Norm Evans (1966-75)
- 136 Mark Duper (1982-92)

MOST CONSECUTIVE STARTS

- 118 Richmond Webb (3rd in 1991 through 8th in 1998)
- 109 Jim Langer (1st in 1972 through 9th in 1979)
- 95 Dan Marino (6th in 1987 through 5th in 1993)
- 92 Tim Bowens (3rd in 1994 through 14th in 1999)
- 91 Norm Evans (3rd in 1969 through 9th in 1975)
- 87 Dick Anderson (12th in 1968 through 14th in 1974)
- 86 Bob Baumhower (1st in 1977 through 8th in 1982)
- 84 Jake Scott (1st in 1970 through 14th in 1975)
- 81 Vern Den Herder (1st in 1972 through 11th in 1977)
- 81 Jeff Cross (16th in 1988 through 16th in 1993)
- 81 Keith Sims (11th in 1991 through 11th in 1996)
- 80 Dwight Stephenson (12th in 1981 through 2nd in 1987)

MOST PRO BOWLS

- 9 Dan Marino (1983-87, 1991-92, 1994-95)
- 7 Richmond Webb (1990-96)
- 6 Bob Griese (1970-71, 1973-74, 1977-78)
- 6 Jim Langer (1973-78)
- 6 Bob Kuechenberg (1974-75, 1977-78, 1982-83)
- 5 Larry Csonka (1970-74)
- 5 Paul Warfield (1970-74)
- 5 Jake Scott (1971-75)
- 5 Bob Baumhower (1979, 1981-84)
- 5 Dwight Stephenson (1983-87)
- 5 John Offerdahl (1986-90)
- 5 Mark Clayton (1984-86, 1988, 1991)
- 5 Zach Thomas (1999-2003)

MOST CONSECUTIVE PRO BOWLS

- 7 Richmond Webb (1990-96)
- 6 Jim Langer (1973-78)
- 5 Larry Csonka (1970-74)
- 5 Paul Warfield (1970-74)
- 5 Jake Scott (1971-75)
- 5 Dan Marino (1983-87)

- 5 Dwight Stephenson (1983-87)
- 5 John Offerdahl (1986-90)
- 5 Zach Thomas (1999-2003)

MOST PRO BOWL STARTS

- 7 Dan Marino (1983-86, 1992, 1994-95)
- 5 Jim Langer (1973-77)
- 4 Dwight Stephenson (1983-86)
- 4 John Offerdahl (1986, 1988-90)
- 4 Richmond Webb (1992-95)
- 3 Larry Little (1972-74)
- 3 Jake Scott (1972-73, 1975)
- 3 Bob Baumhower (1979, 1981, 1983)
- 3 Sam Madison (1999-2001)

MOST CONSECUTIVE PRO BOWL STARTS

- 5 Jim Langer (1973-77)
- 4 Dwight Stephenson (1983-86)
- 4 Dan Marino (1983-86)
- 4 Richmond Webb (1992-95)
- 3 Larry Little (1972-74)
- 3 John Offerdahl (1988-90)
- 3 Sam Madison (1999-2001)

SCORING

MOST POINTS

Career

- 830 Garo Yepremian (1970-78), 335 XPs, 165 FGs
- 786 Olindo Mare (1997-03), 240 XPs, 182 FGs
- 774 Pete Stoyanovich (1990-95), 246 XPs, 176 FGs
- 540 Uwe von Schamann (1979-84), 237 XPs, 101 FGs
- 492 Mark Clayton (1983-92), 82 TDs

Season

- 144 Olindo Mare (1999), 27 XPs, 39 FGs
- 124 Pete Stoyanovich (1992), 34 XPs, 30 FGs
- 121 Pete Stoyanovich (1991), 28 XPs, 31 FGs
- 118 Pete Stoyanovich (1995), 37 XPs, 27 FGs
- 117 Garo Yepremian (1971), 33 XPs, 28 FGs
- 117 Olindo Mare (1997), 33 XPs, 28 FGs
- 117 Olindo Mare (2000), 33 XPs, 28 FGs

Game

- 24 Paul Warfield (12/15/73 vs. Detroit), 4 TDs
- 24 Mark Ingram (11/27/94 at N.Y. Jets), 4 TDs

MOST POINTS BY ROOKIE

Season

- 116 Fuad Reveiz (1985), 50 XPs, 22 FGs
- 99 Uwe von Schamann (1979), 36 XPs, 21 FGs
- 95 Pete Stoyanovich (1989), 38 XPs, 19 FGs
- 78 Ron Davenport (1985), 13 TDs

MOST CONSECUTIVE GAMES SCORING POINTS

- 121 Garo Yepremian (8th in 1970 through 16th in 1978)

MOST TOUCHDOWNS

Career

- 82 Mark Clayton (1983-92), 81 pass, 1 ret.
- 75 Nat Moore (1974-86), 74 pass, 1 run
- 59 Mark Duper (1982-92), 59 pass

- 57 Larry Csonka (1968-74, 1979), 53 run, 4 pass
- 34 Karim Abdul-Jabbar (1996-99), 33 run, 1 pass

Season

- 18 Mark Clayton (1984), 18 pass
- 17 Ricky Williams (2002), 16 run, 1 pass
- 16 Karim Abdul-Jabbar (1997), 15 run, 1 pass
- 16 Lamar Smith (2000), 14 run, 2 pass
- 14 Mark Clayton (1988), 14 pass

Game

- 4 Paul Warfield (12/15/73 vs. Detroit), 4 pass
- 4 Mark Ingram (11/27/94 at N.Y. Jets), 4 pass

MOST TOUCHDOWNS BY ROOKIE

Season

- 13 Ron Davenport (1985), 11 run, 2 pass
- 11 Karim Abdul-Jabbar (1996), 11 run
- 8 Andra Franklin (1981), 7 run, 1 pass
- 7 Larry Csonka (1968), 6 run, 1 pass
- 7 Troy Stradford (1987), 6 run, 1 pass
- 7 Chris Chambers (2001), 7 pass

Game

- 3 Ronald Scott (10/11/87 vs. Kansas City), 3 run
- 3 Troy Stradford (12/7/87 vs. N.Y. Jets), 3 run
- 3 Sammie Smith (12/10/89 vs. New England), 3 run

MOST CONSECUTIVE GAMES SCORING TOUCHDOWN

- 6 Paul Warfield (4th through 9th in 1971)
- 6 Mark Clayton (13th through 16th in 1988 and 2nd through 3rd in 1989)
- 6 Ricky Williams (16th in 2002 and 1st through 5th in 2003)

MOST FIELD GOALS

Career

- 182 Olindo Mare (1997-03), 221 att.
- 176 Pete Stoyanovich (1989-95), 222 att.
- 165 Garo Yepremian (1970-78), 242 att.
- 101 Uwe von Schamann (1979-84), 149 att.

Season

- 39 Olindo Mare (1999), 46 att.
- 31 Pete Stoyanovich (1991), 37 att.
- 30 Pete Stoyanovich (1992), 37 att.
- 28 Garo Yepremian (1971), 40 att.
- 28 Olindo Mare (1997), 36 att.
- 28 Olindo Mare (2000), 31 att.

Game

- 6 Olindo Mare (10/17/99 at New England), 6 att.
- 5 Garo Yepremian (9/26/71 at Buffalo), 6 att.
- 4 15 times (last – Olindo Mare, 12/3/00 at Buffalo)

MOST FIELD GOALS BY ROOKIE

Season

- 22 Fuad Reveiz (1985), 27 att.
- 21 Uwe von Schamann (1979), 29 att.
- 19 Pete Stoyanovich (1989), 26 att.
- 13 Karl Kremser (1969), 22 att.

Game

- 3 Seven times (last – Pete Stoyanovich
(10/22/89 vs. Green Bay))

MOST CONSECUTIVE GAMES SCORING FIELD GOAL

- 20 Garo Yepremian (10th in 1970 through
1st in 1972)
20 Olindo Mare (7th in 1998 through 10th
in 1999)

MOST CONSECUTIVE FIELD GOALS

- 19 Olindo Mare (3rd through 7th in 1999)
16 Garo Yepremian (8th through 16th in
1978)
16 Olindo Mare (7th through 16th in 2000)

HIGHEST FIELD GOAL PERCENTAGE

Career (minimum 50 attempts)

- 82.4 Olindo Mare (1997-03), 182 of 221
79.3 Pete Stoyanovich (1989-95), 176 of 222
73.6 Fuad Reveiz (1985-88), 53 of 72
68.2 Garo Yepremian (1970-78), 165 of 242
67.8 Uwe von Schamann (1979-84), 101 of 149

Season (minimum 15 attempts)

- 90.5 Olindo Mare (2001), 19 of 21
90.3 Olindo Mare (2000), 28 of 31
84.8 Olindo Mare (1999), 39 of 46
84.0 Pete Stoyanovich (1990), 21 of 25
83.8 Pete Stoyanovich (1991), 31 of 37

LONGEST FIELD GOALS

- 59 Pete Stoyanovich (11/12/89 at N.Y. Jets)
*58 Pete Stoyanovich (1/5/91 vs. Kansas City)
54 Garo Yepremian (10/22/72 vs. Buffalo)
54 Olindo Mare (10/24/99 vs. Philadelphia)
53 Garo Yepremian (9/16/73 vs. San
Francisco)
53 Garo Yepremian (12/5/76 vs. Buffalo)
53 Uwe von Schamann (10/21/79 at New
England)
53 Pete Stoyanovich (10/28/90 at
Indianapolis)
53 Pete Stoyanovich (9/29/91 at N.Y. Jets)
53 Pete Stoyanovich (9/27/92 at Seattle)
53 Olindo Mare (10/17/99 at New England)
53 Olindo Mare (9/22/02 vs. N.Y. Jets)
53 Olindo Mare (10/13/02 at Denver)

LONGEST FIELD GOALS BY ROOKIE

- 59 Pete Stoyanovich (11/12/89 at N.Y. Jets)
53 Uwe von Schamann (10/21/79 at New
England)
51 Uwe von Schamann (11/5/79 vs. Houston)
*51 Fuad Reveiz (1/4/86 vs. Cleveland)
49 Fuad Reveiz (12/16/85 vs. New England)

MOST POINTS AFTER TOUCHDOWN

Career

- 335 Garo Yepremian (1970-78), 351
attempts
246 Pete Stoyanovich (1989-95), 250
attempts
240 Olindo Mare (1997-03), 245 attempts

Season

- 66 Uwe von Schamann (1984), 70 attempts

- 52 Fuad Reveiz (1986), 55 attempts
50 Fuad Reveiz (1985), 52 attempts

Game

- 7 Garo Yepremian (11/12/72 vs. New
England), 7 attempts
7 Garo Yepremian (11/24/77 at St.
Louis), 8 attempts
7 Pete Stoyanovich (9/3/95 vs. N.Y.
Jets), 7 attempts
7 Olindo Mare (9/8/02 vs. Detroit), 7
attempts

MOST POINTS AFTER TOUCHDOWN BY ROOKIE Season

- 50 Fuad Reveiz (1985), 52 attempts
38 Pete Stoyanovich (1989), 39 attempts
36 Uwe von Schamann (1979), 40
attempts
30 Jimmy Keyes (1968), 30 attempts

MOST CONSECUTIVE POINTS AFTER TOUCHDOWN

- 110 Garo Yepremian (7th in 1972 to 2nd in
1975)
110 Pete Stoyanovich (16th in 1992 to 16th
in 1995)

HIGHEST POINT AFTER TOUCHDOWN PCT.

Career (minimum 150 attempts)

- 98.4 Pete Stoyanovich (1989-95), 246 of 250
98.0 Olindo Mare (1997-03), 240 of 245
95.3 Fuad Reveiz (1985-88), 161 of 169
94.9 Garo Yepremian (1970-78), 335 of 353
94.8 Uwe Von Schamann (1979-84), 237 of 250

MOST TWO-POINT CONVERSIONS

Career

- 2 Irving Fryar (1993-95), 2 pass
1 Ten times (last – James McKnight,
9/23/01 vs. Oakland)

Season

- 2 Irving Fryar (1994), 2 pass

RUSHING

MOST RUSHING YARDS

Career

- 6,737 Larry Csonka (1968-74, 1979), 1,506
attempts
3,877 Mercury Morris (1969-75), 754 attempts
3,644 Jim Kick (1968-74), 997 attempts
3,543 Tony Nathan (1979-87), 732 attempts
3,225 Ricky Williams (2002-03), 775 attempts

Season

- 1,853 Ricky Williams (2002), 4.8 per carry
1,372 Ricky Williams (2003), 3.5 per carry
1,258 Delvin Williams (1978), 4.6 per carry
1,139 Lamar Smith (2000), 3.7 per carry
1,117 Larry Csonka (1972), 5.2 per carry
1,116 Karim Abdul-Jabbar (1996), 3.6 per carry
1,051 Larry Csonka (1971), 5.4 per carry
1,003 Larry Csonka (1973), 4.6 per carry
1,000 Mercury Morris (1972), 5.3 per carry

Game

- 228 Ricky Williams (12/1/02 at Buffalo), 27
attempts

- 216 Ricky Williams (12/9/02 vs. Chicago), 31 attempts
- *209 Lamar Smith (12/30/00 vs. Indianapolis), 40 attempts
- 197 Mercury Morris (9/30/73 vs. New England), 15 attempts
- 185 Ricky Williams (12/29/02 at New England), 31 attempts

MOST RUSHING YARDS BY ROOKIE

Season

- 1,116 Karim Abdul-Jabbar (1996), 3.6 per carry
- 711 Andra Franklin (1981), 3.5 per carry
- 659 Sammie Smith (1989), 3.3 per carry
- 621 Jim Kiick (1968), 3.8 per carry
- 619 Troy Stradford (1987), 4.3 per carry

Game

- 169 Troy Stradford (11/22/87 at Dallas), 17 attempts
- 152 Karim Abdul-Jabbar (12/22/96 at N.Y. Jets), 30 attempts
- 140 Leroy Harris (12/5/77 vs. Baltimore), 17 attempts
- 124 Karim Abdul-Jabbar (9/15/96 vs. N.Y. Jets), 23 attempts
- 123 Sammie Smith (11/7/89 vs. Indianapolis), 25 attempts

MOST RUSHING ATTEMPTS

Career

- 1,506 Larry Csonka (1968-74, 1979)
- 997 Jim Kiick (1968-74)
- 888 Karim Abdul-Jabbar (1996-99)
- 775 Ricky Williams (2002-03)
- 754 Mercury Morris (1969-75)

Season

- 392 Ricky Williams (2003)
- 383 Ricky Williams (2002)
- 313 Lamar Smith (2001)
- 309 Lamar Smith (2000)
- 307 Karim Abdul-Jabbar (1996)

Game

- 42 Ricky Williams (9/21/03 vs. Buffalo), 153 yards
- *40 Lamar Smith (12/30/00 vs. Indianapolis), 209 yards
- 36 Ricky Williams (10/6/02 vs. New England), 105 yards
- 36 Ricky Williams (11/16/03 vs. Baltimore), 105 yards
- 34 Ricky Williams (9/14/03 at N.Y. Jets), 125 yards
- **33 Larry Csonka (1/13/74 vs. Minnesota), 145 yards
- 33 Karim Abdul-Jabbar (9/20/98 vs. Pittsburgh), 108 yards

MOST RUSHING ATTEMPTS BY ROOKIE

Season

- 307 Karim Abdul-Jabbar (1996)
- 201 Andra Franklin (1981)
- 200 Sammie Smith (1989)
- 165 Jim Kiick (1968)
- 164 J.J. Johnson (1999)

Game

- 31 J.J. Johnson (11/21/99 vs. New England), 106 yards
- 30 Troy Stradford (12/7/87 vs. N.Y. Jets), 120 yards
- 30 Karim Abdul-Jabbar (12/22/96 at N.Y. Jets), 152 yards
- 29 Karim Abdul-Jabbar (11/3/96 at New England), 104 yards
- 27 Karim Abdul-Jabbar (12/16/96 vs. Buffalo), 76 yards

MOST RUSHING TOUCHDOWNS

Career

- 53 Larry Csonka (1968-74, 1979)
- 33 Karim Abdul-Jabbar (1996-99)
- 29 Mercury Morris (1969-75)
- 28 Jim Kiick (1968-74)
- 25 Don Nottingham (1973-77)
- 25 Ricky Williams (2002-03)

Season

- 16 Ricky Williams (2002)
- 15 Karim Abdul-Jabbar (1997)
- 14 Lamar Smith (2000)
- 12 Mercury Morris (1972)
- 12 Don Nottingham (1975)
- 12 Larry Csonka (1979)

Game

- 3 Jim Kiick (12/20/70 vs. Buffalo), 4,2,2
- 3 Mercury Morris (11/12/72 vs. New England), 4,4,6
- 3 Mercury Morris (9/30/73 vs. New England), 24,70,35
- *3 Larry Csonka (12/30/73 vs. Oakland), 11,2,2
- 3 Don Nottingham (11/3/74 vs. Atlanta), 1,2,1
- 3 Don Nottingham (10/5/75 at Green Bay), 11,1,11
- 3 Don Nottingham (10/26/75 at Buffalo), 1,1,1
- 3 Larry Csonka (9/23/79 vs. Chicago), 12,9,1
- 3 Larry Csonka (11/29/79 vs. New England), 1,1,1
- 3 Ronald Scott (10/11/87 vs. Kansas City), 2,4,3
- 3 Troy Stradford (12/7/87 vs. N.Y. Jets), 1,1,1
- 3 Sammie Smith (12/10/89 vs. New England), 1,7,2
- 3 Bernie Parmalee (12/25/94 vs. Detroit), 1,1,6
- 3 Karim Abdul-Jabbar (10/19/97 at Baltimore), 5,5,6
- 3 Karim Abdul-Jabbar (11/23/97 at New England), 1,1,1

MOST RUSHING TOUCHDOWNS BY ROOKIE

Season

- 11 Ron Davenport (1985)
- 11 Karim Abdul-Jabbar (1996)
- 7 Andra Franklin (1981)
- 6 Larry Csonka (1968)
- 6 Troy Stradford (1987)
- 6 Sammie Smith (1989)

Game

- 3 Ronald Scott (10/11/87 vs. Kansas City)
- 3 Troy Stradford (12/7/87 vs. N.Y. Jets)
- 3 Sammie Smith (12/10/89 vs. New England)

MOST CONSECUTIVE GAMES WITH RUSHING TOUCHDOWN

- 5 Mercury Morris (6th through 10th in 1972)
- 5 Don Nottingham (2nd through 6th in 1975)
- 5 Pete Johnson (8th through 12th in 1984)
- 5 Karim Abdul-Jabbar (10th through 14th in 1997)

HIGHEST RUSHING AVERAGE

Career (minimum 300 attempts)

- 5.1 Mercury Morris (1969-75), 754 attempts
- 4.8 Tony Nathan (1979-87), 732 attempts
- 4.5 Larry Csonka (1968-74, 1979), 1,506 attempts
- 4.4 Norm Bulaich (1975-79), 340 attempts
- 4.4 Gary Davis (1976-79), 318 attempts

Season (minimum 100 attempts)

- 6.4 Mercury Morris (1973), 149/954 yards
- 5.4 Larry Csonka (1971), 195/1,051 yards
- 5.3 Mercury Morris (1972), 190/1,000 yards
- 5.3 Tony Nathan (1981), 147/782 yards
- 5.2 Larry Csonka (1972), 213/1,117 yards

Game (minimum 10 attempts)

- 13.1 Mercury Morris (9/30/73 vs. New England) 15/197
- 12.6 Abner Haynes (9/17/67 vs. Denver), 12/151
- 12.6 Delvin Williams (11/9/80 at Los Angeles), 12/151

MOST 100-YARD RUSHING GAMES

Career

- 17 Ricky Williams (2002-03)
- 15 Larry Csonka (1968-74, 1979)
- 10 Mercury Morris (1969-75)
- 9 Karim Abdul-Jabbar (1996-99)
- 8 Benny Malone (1974-78)

Season

- 10 Ricky Williams (2002)
- 7 Ricky Williams (2003)
- 5 Delvin Williams (1978)
- 4 Larry Csonka (1972)
- 4 Karim Abdul-Jabbar (1996)
- 4 Lamar Smith (2000)

MOST 100-YARD RUSHING GAMES BY ROOKIE

Season

- 4 Karim Abdul-Jabbar (1996)
- 3 Benny Malone (1974)
- 3 Troy Stradford (1987)
- 2 Jim Kiick (1968)
- 2 Leroy Harris (1977)

MOST CONSECUTIVE 100-YARD RUSHING GAMES

- 5 Ricky Williams (10th through 14th in 2002)
- 3 Ricky Williams (1st through 3rd in 2002)
- 3 Ricky Williams (10th through 12th in 2003)
- 2 Larry Csonka (11th through 12th in 1970)

- 2 Benny Malone (7th through 8th in 1974)
- 2 Don Nottingham (2nd through 3rd in 1975)
- 2 Mercury Morris (5th through 6th in 1975)
- 2 Benny Malone (7th through 8th in 1976)
- 2 Benny Malone (4th through 5th in 1977)
- 2 Andra Franklin (5th through 6th in 1982)
- 2 Mark Higgs (1st through 2nd in 1991)
- 2 Bernie Parmalee (7th through 8th in 1994)
- 2 Ricky Williams (2nd through 3rd in 2003)
- 2 Ricky Williams (14th through 15th in 2003)

LONGEST RUNS FROM SCRIMMAGE

- 77t Leroy Harris (12/5/77 vs. Baltimore)
- 77t Keith Byars (11/25/93 at Dallas)
- 71t Jerris McPhail (10/27/97 vs. Chicago)
- 70t Mercury Morris (9/30/73 vs. New England)
- 70 Mercury Morris (10/15/73 at Cleveland)
- 68t Lamar Smith (10/23/00 at N.Y. Jets)
- 68t James McKnight (10/5/03 at N.Y. Giants)
- 66t Benny Malone (10/9/77 at Baltimore)
- 65t Abner Haynes (9/17/67 vs. Denver)
- 65t Gary Davis (9/17/78 vs. Buffalo)
- 65 Delvin Williams (11/9/80 at Los Angeles)
- 64 Ron Davenport (12/18/88 at Pittsburgh)
- 63 Norm Bulaich (9/10/78 at Baltimore)
- 63t Ricky Williams (12/9/02 vs. Chicago)
- 60t Gary Davis (12/17/77 vs. Buffalo)

PASSING

MOST YARDS PASSING

Career

- 61,361 Dan Marino (1983-99)
- 25,092 Bob Griese (1967-80)
- 9,854 Jay Fiedler (2000-03)
- 5,928 David Woodley (1980-83)
- 4,613 Don Strock (1974-87)

Season

- 5,084 Dan Marino (1984)
- 4,746 Dan Marino (1986)
- 4,453 Dan Marino (1994)
- 4,434 Dan Marino (1988)
- 4,137 Dan Marino (1985)

Game

- 521 Dan Marino (10/23/88 vs. N.Y. Jets), 35 of 60
- 473 Dan Marino (9/4/94 vs. New England), 23 of 42
- 470 Dan Marino (12/2/84 vs. L.A. Raiders), 35 of 57
- 450 Dan Marino (10/1/95 at Cincinnati), 33 of 48
- 448 Dan Marino (9/21/86 at N.Y. Jets), 30 of 50

MOST YARDS PASSING BY ROOKIE

Season

- 2,210 Dan Marino (1983)
- 2,005 Bob Griese (1967)
- 1,850 David Woodley (1980)

Game

- 322 Dan Marino (10/9/83 vs. Buffalo), 19 of 29
- 279 Dan Marino (10/30/83 vs. L.A. Rams), 25 of 38
- 270 Bob Griese (12/17/67 vs. Boston), 17 of 32
- 251 David Woodley (11/20/80 vs. San Diego), 22 of 34

240 Dan Marino (11/20/83 vs. Baltimore),
14 of 21

MOST PASS ATTEMPTS

Career

8,358 Dan Marino (1983-99)
3,429 Bob Griese (1967-80)
1,413 Jay Fiedler (2000-03)
961 David Woodley (1980-83)
688 Don Strock (1974-87)

Season

623 Dan Marino (1986), 378 completions
615 Dan Marino (1994), 385 completions
606 Dan Marino (1988), 354 completions
567 Dan Marino (1985), 335 completions
564 Dan Marino (1984), 362 completions

Game

*64 Dan Marino (12/30/95 at Buffalo), 33 completions
60 Dan Marino (10/23/88 vs. N.Y. Jets), 35 completions
60 Dan Marino (11/23/97 at New England), 38 completions
57 Dan Marino (12/2/84 vs. L.A. Raiders), 35 completions
57 Dan Marino (12/13/98 vs. N.Y. Jets), 30 completions
55 Kyle Mackey (10/18/87 at N.Y. Jets), 26 completions
55 Dan Marino (9/24/89 vs. N.Y. Jets), 33 completions

MOST PASS ATTEMPTS BY ROOKIE

Season

331 Bob Griese (1967), 166 completions
327 David Woodley (1980), 176 completions
296 Dan Marino (1983), 173 completions

Game

42 David Woodley (10/27/80 at N.Y. Jets), 22 completions
41 Bob Griese (12/23/67 vs. Houston), 16 completions
41 David Woodley (12/20/80 vs. N.Y. Jets), 20 completions
39 Bob Griese (11/12/67 at San Diego), 13 completions
38 Dan Marino (10/30/83 vs. L.A. Rams), 25 completions

MOST PASS COMPLETIONS

Career

4,967 Dan Marino (1983-99)
1,926 Bob Griese (1967-80)
835 Jay Fiedler (2000-03)
508 David Woodley (1980-83)
388 Don Strock (1974-87)

Season

385 Dan Marino (1994), 615 attempts
378 Dan Marino (1986), 623 attempts
362 Dan Marino (1984), 564 attempts
354 Dan Marino (1988), 606 attempts
336 Dan Marino (1985), 567 attempts

Game

39 Dan Marino (11/16/86 at Buffalo), 54 attempts
38 Dan Marino (11/23/97 at New England),

60 attempts

35 Dan Marino (12/2/84 vs. L.A. Raiders), 57 attempts
35 Dan Marino (10/23/88 vs. N.Y. Jets), 60 attempts
35 Dan Marino (12/3/95 vs. Atlanta), 50 attempts

MOST PASS COMPLETIONS BY ROOKIE

Season

176 David Woodley (1980), 327 attempts
173 Dan Marino (1983), 296 attempts
166 Bob Griese (1967), 331 attempts

Game

25 Dan Marino (10/30/83 vs. L.A. Rams), 38 attempts
22 David Woodley (10/27/80 at N.Y. Jets), 42 attempts
22 David Woodley (11/20/80 vs. San Diego), 34 attempts
20 David Woodley (12/20/80 vs. N.Y. Jets), 41 attempts
19 Dan Marino (10/9/83 vs. Buffalo), 29 attempts

MOST CONSECUTIVE PASS COMPLETIONS

15 Dan Marino (11/8/92 at Indianapolis through 11/16/92 vs. Buffalo)
14 Dan Marino (11/17/96 at Houston through 11/25/96 vs. Pittsburgh)
13 Earl Morrall (12/1/75 vs. New England)
13 Dan Marino (11/10/96 vs. Indianapolis)
*12 Don Strock (1/2/82 vs. San Diego)
12 Dan Marino (11/30/86 vs. Atlanta through 12/7/86 at New Orleans)

MOST TOUCHDOWN PASSES

Career

420 Dan Marino (1983-99)
192 Bob Griese (1967-80)
59 Jay Fiedler (2000-03)
39 Don Strock (1974-87)
34 David Woodley (1980-83)

Season

48 Dan Marino (1984) of 362 completions
44 Dan Marino (1986) of 378 completions
30 Dan Marino (1985) of 336 completions
30 Dan Marino (1994) of 385 completions
28 Dan Marino (1988) of 354 completions

Game

6 Bob Griese (11/24/77 at St. Louis)
6 Dan Marino (9/21/86 at N.Y. Jets)
5 Dan Marino (9/2/84 at Washington)
5 Dan Marino (12/8/85 at Green Bay)
5 Dan Marino (12/14/86 at L.A. Rams)
5 Dan Marino (11/27/88 at N.Y. Jets)
5 Dan Marino (9/4/94 vs. New England)
4 19 times (last – Dan Marino, 12/21/98 vs. Denver)

MOST TOUCHDOWN PASSES BY ROOKIE

Season

20 Dan Marino (1983) of 173 completions
15 Bob Griese (1967) of 166 completions
14 David Woodley (1980) of 176 completions

Game

- 3 Bob Griese (12/17/67 vs. New England)
- 3 David Woodley (11/9/80 at L.A. Rams)
- 3 David Woodley (12/14/80 at Baltimore)
- 3 Dan Marino (10/9/83 vs. Buffalo)
- 3 Dan Marino (10/16/83 at N.Y. Jets)
- 3 Dan Marino (11/28/83 vs. Cincinnati)

MOST CONSECUTIVE GAMES WITH TOUCHDOWN PASS

- 30 Dan Marino (10th in 1985 through 2nd in 1987 and 6th through 10th in 1987)

MOST PASSES HAD INTERCEPTED

Career

- 252 Dan Marino (1983-99)
- 172 Bob Griese (1967-80)
- 55 Jay Fiedler (2000-03)
- 42 David Woodley (1980-83)
- 37 Don Strock (1974-87)

Season

- 23 Dan Marino (1986), 623 attempts
- 23 Dan Marino (1988), 606 attempts
- 22 Dan Marino (1989), 550 attempts
- 21 Dan Marino (1985), 567 attempts
- 19 Jay Fiedler (2001), 450 attempts

Game

- 5 Bob Griese (12/23/67 vs. Houston), 41 attempts
- 5 Rick Norton (11/23/69 vs. Houston), 26 attempts
- 5 David Woodley (10/25/81 at Dallas), 37 attempts
- 5 Kyle Mackey (10/18/87 at N.Y. Jets), 55 attempts
- 5 Dan Marino (10/23/88 vs. N.Y. Jets), 60 attempts
- 5 Dan Marino (11/25/99 at Dallas), 36 attempts

MOST PASSES HAD INTERCEPTED AS ROOKIE

Season

- 18 Bob Griese (1967), 331 attempts
- 17 David Woodley (1980), 327 attempts
- 10 George Wilson, Jr. (1966), 112 attempts

Game

- 5 Bob Griese (12/23/67 vs. Houston), 41 attempts
- 3 Bob Griese (11/6/66 vs. Buffalo), 31 attempts
- 3 David Woodley (9/28/80 vs. New Orleans), 15 attempts

MOST CONSECUTIVE GAMES WITH NO PASSES INTERCEPTED

- 5 Jay Fiedler (8th through 11th, 13th in 2000 - missed 12th in 2000)
- 4 Bob Griese (5th through 8th in 1971)
- 4 Dan Marino (4th through 7th in 1997)
- 4 Ray Lucas (9th through 12th in 2002)

MOST CONSECUTIVE PASSES WITH NONE INTERCEPTED

- 156 Dan Marino (3rd through 8th in 1997)
- 122 Bob Griese (10th through 14th in 1967)

LOWEST INTERCEPTION RATE

Career (minimum 250 attempts)

- 2.78 Damon Huard (1997-00), 8 of 288 attempts
- 3.02 Dan Marino (1983-99), 252 of 8,358 attempts
- 3.89 Jay Fiedler (2000-03), 55 of 1,413 attempts
- 4.37 David Woodley (1980-83), 42 of 961 attempts
- 5.02 Bob Griese (1967-80), 172 of 3,429 attempts

Season (minimum 150 attempts)

- 1.85 Damon Huard (1999), 4 of 216 attempts
- 2.00 Dan Marino (1993), 3 of 150 attempts
- 2.01 Dan Marino (1997), 11 of 548 attempts
- 2.03 Dan Marino (1983), 6 of 296 attempts
- 2.07 Dan Marino (1990), 11 of 531 attempts

HIGHEST COMPLETION PERCENTAGE

Career (minimum 150 completions)

- 59.4 Dan Marino (1983-99), 4,967 of 8,358 attempts
- 59.1 Jay Fiedler (2000-03), 835 of 1,413 attempts
- 59.0 Damon Huard (1997-00), 170 of 288 attempts
- 56.2 Bob Griese (1967-80), 1,926 of 3,429 attempts

Season (minimum 75 completions)

- 64.2 Dan Marino (1984), 362 of 564 attempts
- 64.1 Dan Marino (1995), 309 of 482 attempts
- 63.0 Bob Griese (1978), 148 of 235 attempts
- 62.6 Dan Marino (1994), 385 of 615 attempts
- 61.8 Bob Griese (1975), 118 of 191 attempts

Game (minimum 12 completions)

- 92.3 Bob Griese (12/18/78 vs. New England), 12 of 13 attempts
- *84.2 David Woodley (1/8/83 vs. New England), 16 of 19 attempts
- 82.4 Earl Morrall (12/1/75 vs. New England), 14 of 17 attempts
- 81.8 Don Strock (12/10/83 vs. Atlanta), 18 of 22 attempts
- 81.3 Dan Marino (12/4/88 vs. Indianapolis), 26 of 32 attempts
- 81.0 Bob Griese (10/22/67 vs. N.Y. Jets), 17 of 21 attempts

HIGHEST COMPLETION PERCENTAGE BY ROOKIE

Season (minimum 75 completions)

- 58.4 Dan Marino (1983), 173 of 296 attempts
- 53.8 David Woodley (1980), 176 of 327 attempts

- 50.2 Bob Griese (1967), 166 of 331 attempts

Game (minimum 12 completions)

- 81.0 Bob Griese (10/22/67 vs. N.Y. Jets), 17 of 21 attempts
- 72.0 David Woodley (11/16/80 vs. San Francisco), 18 of 25 attempts
- 68.8 David Woodley (11/2/80 at Oakland), 11 of 16 attempts
- 66.7 Dan Marino (11/20/83 vs. Baltimore), 14 of 21 attempts
- 65.8 Dan Marino (10/30/83 vs. L.A. Rams), 25 of 38 attempts

HIGHEST PASSER RATING

Career (minimum 250 attempts)

- 86.4 Dan Marino (1983-99)
- 78.1 Jay Fiedler (2000-03)
- 77.1 Bob Griese (1967-80)
- 76.2 Earl Morrall (1972-76)
- 74.6 Damon Huard (1997-00)

Season (minimum 150 attempts)

- 108.9 Dan Marino (1984)
- 96.0 Dan Marino (1983)
- 95.9 Dan Marino (1993)
- 92.5 Dan Marino (1986)
- 91.0 Earl Morrall (1972)

HIGHEST PASSER RATING BY ROOKIE

Season (minimum 150 attempts)

- 96.0 Dan Marino (1983)
- 63.1 David Woodley (1980)
- 61.6 Bob Griese (1967)

HIGHEST AVERAGE GAIN

Career (minimum 250 attempts)

- 8.22 Earl Morrall (1972-76), 284/2,335 yards
- 7.34 Dan Marino (1983-99), 8,358/61,361 yards
- 7.32 Bob Griese (1967-80), 3,429/25,092 yards
- 6.97 Jay Fiedler (2000-03), 1,413/9,854 yards
- 6.70 Don Strock (1974-87), 688/4,613 yards

Season (minimum 150 attempts)

- 9.07 Earl Morrall (1972), 150/1,360
- 9.01 Dan Marino (1984), 564/5,084
- 8.86 Bob Griese (1975), 191/1,693
- 8.24 Bob Griese (1970), 245/2,019
- 8.12 Dan Marino (1993), 150/1,218

Game (minimum 20 attempts)

- *13.16 Dan Marino (1/6/85 vs. Pittsburgh), 32/421
- 12.52 Earl Morrall (12/15/74 vs. New England), 23/288
- 11.95 Jay Fiedler (11/27/03 at Dallas), 20/239
- 11.92 Dan Marino (9/30/84 at St. Louis), 36/429
- 11.43 Dan Marino (11/20/83 vs. Baltimore), 21/240

MOST 300-YARD PASSING GAMES

Career

- 63 Dan Marino (1983-99)
- 3 Bob Griese (1967-80)
- 3 Jay Fiedler (2000-03)
- 2 David Woodley (1980-83)
- 2 Steve DeBerg (1993)
- 1 John Stofa (1966-67, 1969-70)
- 1 Don Strock (1974-87)
- 1 Scott Mitchell (1990-93)
- 1 Bernie Kosar (1994-96)

Season

- 9 Dan Marino (1984)
- 6 Dan Marino (1985)
- 6 Dan Marino (1986)
- 6 Dan Marino (1988)
- 5 Dan Marino (1989)
- 5 Dan Marino (1994)

MOST CONSECUTIVE 300-YARD PASSING GAMES

- 3 Dan Marino (14th through 16th in 1984)
- 3 Dan Marino (13th through 15th in 1988)
- 3 Dan Marino (11th through 13th in 1994)
- 3 Dan Marino (14th through 16th in 1998)

LONGEST PASS PLAYS

- 86t Bob Griese to Paul Warfield (11/14/71 vs. Pittsburgh)
- 85t Dan Marino to Mark Duper (11/20/83 vs. Baltimore)
- 85t Dan Marino to Mark Duper (11/2/86 vs. Houston)
- 80t George Wilson, Jr. to Bo Roberson (10/23/66 at Houston)
- 80t Dan Marino to Mark Duper (9/23/84 vs. Indianapolis)
- 80t Dan Marino to Ferrell Edmunds (11/27/88 at N.Y. Jets)
- 80t Dan Marino to Tony Nathan (10/4/93 vs. Washington)
- 80t Brian Griese to James McKnight (11/23/03 vs. Washington)
- 79t Bob Griese to Nat Moore (11/2/75 at Chicago)
- 78t Dan Marino to Mark Clayton (11/12/89 at N.Y. Jets)
- 77t Scott Mitchell to Mark Ingram (10/31/93 vs. Kansas City)
- 77 Ray Lucas to James McKnight (11/24/02 vs. San Diego)
- **76t David Woodley to Jimmy Cefalo (1/30/83 vs. Washington)
- *75t Bob Griese to Paul Warfield (1/2/72 vs. Baltimore)

PASS RECEIVING

MOST RECEPTIONS

Career

- 550 Mark Clayton (1983-92)
- 511 Mark Duper (1982-92)
- 510 Nat Moore (1974-86)
- 415 O.J. McDuffie (1993-01)
- 383 Tony Nathan (1979-87)

Season

- 90 O.J. McDuffie (1998), 1,050 yards
- 86 Mark Clayton (1988), 1,129 yards
- 76 O.J. McDuffie (1997), 943 yards
- 75 Terry Kirby (1993), 874 yards
- 74 O.J. McDuffie (1996), 918 yards

Game

- 12 Jim Jensen (11/6/88 at New England), 110 yards
- *11 O.J. McDuffie (12/30/95 at Buffalo), 154 yards
- 11 O.J. McDuffie (12/13/98 vs. N.Y. Jets), 105 yards
- 10 Duriel Harris (10/28/79 vs. Green Bay), 180 yards
- 10 Tony Nathan (9/29/85 at Denver), 120 yards
- **10 Tony Nathan (1/20/85 vs. San Francisco), 83 yards
- 10 Tony Nathan (12/8/85 at Green Bay), 86 yards
- *10 Tony Nathan (1/4/86 vs. Cleveland), 101 yards
- 10 Tony Nathan (9/28/86 vs. San Francisco), 101 yards
- 10 Ron Davenport (12/7/87 vs. N.Y. Jets), 72 yards

- 10 Mark Clayton (10/23/88 vs. N.Y. Jets), 153 yards
- 10 Keith Byars (9/25/94 at Minnesota), 79 yards
- 10 Tony Martin (10/10/99 at Indianapolis), 166 yards
- 10 Rob Konrad (1/2/00 at Washington), 68 yards

MOST RECEPTIONS BY ROOKIE

Season

- 75 Terry Kirby (1993), 874 yards
- 67 Jack Clancy (1967), 868 yards
- 48 Troy Stradford (1987), 457 yards
- 48 Chris Chambers (2001), 883 yards

Game

- 10 Rob Konrad (1/2/00 at Washington), 68 yards
- 9 Terry Kirby (12/19/93 vs. Buffalo), 148 yards
- 8 Jack Clancy (11/19/67 at Oakland), 114 yards
- 8 Jack Clancy (12/10/67 vs. San Diego), 96 yards
- 8 Troy Stradford (11/1/87 vs. Pittsburgh), 46 yards
- 8 Terry Kirby (12/5/93 vs. N. Y. Giants), 95 yards

MOST CONSECUTIVE GAMES WITH RECEPTION

- 92 Mark Clayton (6th in 1986 through 16th in 1992 - missed 13th in 1986, 1st in 1989, 1st in 1990, 10th through 14th in 1990 and 1st through 3rd in 1992)
- 74 O.J. McDuffie (3rd in 1995 through 15th in 1999, missed 11th through 13th and 16th in 1999)
- 44 Oronde Gadsden (10th in 1999 through 6th in 2002 and 11th in 2003)
- 43 Mark Duper (16th in 1989 through 10th in 1992)
- 43 Keith Byars (1st in 1993 through 2nd in 1996 - missed 10th through 16th in 1994)

MOST RECEIVING YARDS

Career

- 8,869 Mark Duper (1982-92), 17.4 per catch
- 8,643 Mark Clayton (1983-92), 15.7 per catch
- 7,547 Nat Moore (1974-86), 14.8 per catch
- 5,074 O.J. McDuffie (1993-01), 12.2 per catch
- 4,534 Duriel Harris (1976-83, 1985), 16.9 per catch
- 3,592 Tony Nathan (1979-89), 9.4 per catch
- 3,355 Paul Warfield (1970-74), 21.5 per catch
- 3,252 Oronde Gadsden (1998-03), 14.3 per catch
- 3,190 Irving Fryar (1993-95), 16.0 per catch

Season

- 1,389 Mark Clayton (1984), 73 receptions
- 1,313 Mark Duper (1986), 67 receptions
- 1,306 Mark Duper (1984), 71 receptions
- 1,270 Irving Fryar (1994), 73 receptions
- 1,150 Mark Clayton (1986), 60 receptions
- 1,129 Mark Clayton (1988), 86 receptions
- 1,085 Mark Duper (1991), 70 receptions

- 1,053 Mark Clayton (1991), 70 receptions
- 1,050 O.J. McDuffie (1998), 90 receptions
- 1,037 Tony Martin (1999), 67 receptions
- 1,011 Mark Clayton (1989), 64 receptions
- 1,010 Irving Fryar (1993), 64 receptions
- 1,003 Mark Duper (1983), 51 receptions

Game

- 217 Mark Duper (11/10/85 vs. N.Y. Jets), 8 receptions
- 211 Irving Fryar (9/4/94 vs. New England), 5 receptions
- 210 Nat Moore (10/4/81 vs. N.Y. Jets), 7 receptions
- 202 Mark Duper (10/9/83 vs. Buffalo), 7 receptions
- 180 Duriel Harris (10/28/79 vs. Green Bay), 10 receptions

MOST RECEIVING YARDS BY ROOKIE

Season

- 883 Chris Chambers (2001), 48 receptions
- 874 Terry Kirby (1993), 75 receptions
- 868 Jack Clancy (1967), 67 receptions
- 605 Nat Moore (1974), 37 receptions
- 575 Ferrell Edmunds (1988), 33 receptions

Game

- 148 Terry Kirby (12/19/93 vs. Buffalo), 9 receptions
- 126 Jack Clancy (12/3/67 at Houston), 7 receptions
- 124 Chris Chambers (12/22/01 at New England), 7 receptions
- 121 Mel Baker (12/15/74 vs. New England), 4 receptions
- 117 Ferrell Edmunds (11/27/88 at N.Y. Jets), 2 receptions
- 116 Duriel Harris (11/22/76 vs. Baltimore), 5 receptions

MOST RECEIVING TOUCHDOWNS

Career

- 81 Mark Clayton (1983-92), 550 receptions
- 74 Nat Moore (1974-86), 510 receptions
- 59 Mark Duper (1982-92), 511 receptions
- 33 Paul Warfield (1970-74), 156 receptions
- 29 O.J. McDuffie (1993-01), 415 receptions

Season

- 18 Mark Clayton (1984), 73 receptions
- 14 Mark Clayton (1988), 86 receptions
- 12 Nat Moore (1977), 52 receptions
- 12 Mark Clayton (1991), 70 receptions
- 11 Karl Noonan (1968), 58 receptions
- 11 Paul Warfield (1971), 43 receptions
- 11 Paul Warfield (1973), 29 receptions
- 11 Mark Duper (1986), 67 receptions
- 11 Chris Chambers (2003), 64 receptions

Game

- 4 Paul Warfield (12/15/73 vs. Detroit), 21,7,16,4
- 4 Mark Ingram (11/27/94 at N.Y. Jets), 10,17,28,8
- 3 Paul Warfield (11/14/71 vs. Pittsburgh), 12,86,60
- 3 Nat Moore (11/24/77 at St. Louis), 4,9,28

- 3 Mark Clayton (12/17/84 vs. Dallas), 41,39,63
- 3 Mark Duper (12/20/87 at L.A. Rams), 69,5,20
- 3 Mark Duper (12/20/87 vs. Washington), 26,59,6
- 3 Irving Fryar (9/4/94 vs. New England), 54,50,35
- 3 O.J. McDuffie (11/29/98 vs. New Orleans), 22,7,9
- 3 Lamar Thomas (12/21/98 vs. Denver), 9,56,17
- 3 Chris Chambers (11/27/03 at Dallas), 39,6,35

MOST RECEIVING TOUCHDOWNS BY ROOKIE

Season

- 7 Chris Chambers (2001), 48 receptions
- 5 Andre Brown (1989), 24 receptions
- 4 Randy McMichael (2002), 39 receptions
- 3 Jack Harper (1967), 11 receptions
- 3 Jimmy Cefalo (1978), 6 receptions
- 3 Ferrell Edmunds (1988), 33 receptions
- 3 Terry Kirby (1993), 75 receptions

MOST CONSECUTIVE GAMES WITH RECEIVING TOUCHDOWN

- 6 Paul Warfield (4th through 9th in 1971)
- 6 Mark Clayton (13th through 16th in 1988 and 2nd through 3rd in 1989)

HIGHEST RECEIVING AVERAGE

Career (minimum 100 receptions)

- 21.5 Paul Warfield (1970-74), 156 receptions
- 17.4 Mark Duper (1982-92), 511 receptions
- 16.9 Duriel Harris (1976-83, 1985), 269 receptions
- 16.0 Irving Fryar (1993-95), 199 receptions

Season (minimum 24 receptions)

- 25.1 Paul Warfield (1970), 28/703 yards
- 23.2 Paul Warfield (1971), 43/996 yards
- 21.8 Jimmy Cefalo (1981), 29/631 yards
- 20.9 Paul Warfield (1972), 29/606 yards
- 20.0 Bo Roberson (1966), 26/519 yards

Game (minimum three receptions)

- 52.7 Paul Warfield (11/14/71 vs. Pittsburgh) 3/158
- 42.2 Irving Fryar (9/4/94 vs. New England), 5/211
- 41.3 Nat Moore (10/10/76 at Baltimore), 3/124
- 40.0 Paul Warfield (10/3/70 vs. Oakland), 3/120
- 38.0 Nat Moore (9/25/77 at San Francisco), 3/114

HIGHEST RECEIVING AVERAGE BY ROOKIE

Season (minimum 24 receptions)

- 18.4 Chris Chambers (2001), 48/883 yards
- 17.4 Ferrell Edmunds (1988), 33/575 yards
- 17.1 Andre Brown (1989), 24/410 yards

Game (minimum three receptions)

- 37.7 Chris Chambers (11/11/01 at Indianapolis), 3/113
- 30.3 Mel Baker (12/15/74 vs. New England), 4/121

- 25.3 Chris Chambers (10/28/01 at Seattle), 3/76

MOST 100-YARD RECEIVING GAMES

Career

- 28 Mark Duper (1982-92)
- 22 Mark Clayton (1983-92)
- 12 Nat Moore (1974-86)
- 10 Paul Warfield (1970-74)
- 10 Duriel Harris (1976-83, 1985)
- 10 Irving Fryar (1993-95)

Season

- 8 Mark Duper (1986)
- 6 Mark Clayton (1984)
- 6 Irving Fryar (1994)
- 5 Mark Clayton (1989)
- 5 Tony Martin (1999)
- 4 Paul Warfield (1971)
- 4 Duriel Harris (1979)
- 4 Mark Duper (1984)

MOST 100-YARD RECEIVING GAMES BY ROOKIE

Season

- 3 Jack Clancy (1967)
- 3 Chris Chambers (2001)
- 2 Terry Kirby (1993)
- 1 Mel Baker (1974)
- 1 Duriel Harris (1976)
- 1 Ferrell Edmunds (1988)
- 1 Andre Brown (1989)

MOST CONSECUTIVE 100-YARD RECEIVING GAMES

- 4 Irving Fryar (10th through 13th in 1994)
- 3 Mark Clayton (14th through 16th in 1984)
- 3 Mark Duper (3rd through 5th in 1986)

TOTAL YARDS FROM SCRIMMAGE

(rushing/receiving)

Career

- 8,859 Mark Duper (1982-92), -10/8,869
- 8,751 Mark Clayton (1983-92), 108/8,643
- 7,795 Nat Moore (1974-86), 248/7,547
- 7,425 Larry Csonka (1968-74, 1979), 6,737/688
- 7,135 Tony Nathan (1979-87), 3,543/3,592

Season

- 2,216 Ricky Williams (2002), 1,853/363
- 1,723 Ricky Williams (2003), 1,372/351
- 1,450 Delvin Williams (1978), 1,258/192
- 1,424 Mark Clayton (1984), 35/1,389
- 1,340 Lamar Smith (2000), 1,139/201

Game

- 252 Troy Stradford (11/22/87 at Dallas), 169/83
- 235 Ricky Williams (12/1/02 at Buffalo), 228/7
- *227 Lamar Smith (12/30/00 vs. Indianapolis), 209/18
- 217 Mark Duper (11/10/85 vs. N.Y. Jets), 0/217
- 216 Ricky Williams (12/9/02 vs. Chicago), 216/0

By Rookie, Season

- 1,264 Terry Kirby (1993), 390/874

- 1,255 Karim Abdul-Jabbar (1996), 1,116/139
 1,076 Troy Stradford (1987), 619/457
 1,043 Jim Kiick (1968), 621/422
 872 Chris Chambers (2001), -11/883

COMBINED YARDAGE

(rushing/receiving/returns)

Career

- 9,276 Mark Clayton (1983-92), 108/8,643/525
 8,950 Nat Moore (1974-86), 248/7,547/1,155
 8,859 Mark Duper (1982-92), -10/8,869/0
 8,752 Tony Nathan (1979-87), 3,543/3,592/1,617
 8,353 O.J. McDuffie (1993-01), 49/5,074/3,230
 7,486 Mercury Morris (1969-75), 3,877/491/3,118

Season

- 2,216 Ricky Williams (2002), 1,853/363/0
 1,723 Ricky Williams (2003), 1,372/351/0
 1,683 Chris Chambers (2001), -11/883/811
 1,655 John Avery (1998), 503/67/1,085
 1,603 Tony Nathan (1979), 68/213/1,322

Game

- 302 Mercury Morris (11/1/70 at Baltimore)
 8-89/3-68/6-145
 *280 O.J. McDuffie (12/30/95 at Buffalo)
 1-9/11-154/6-117
 254 Freddie Solomon (10/9/77 at Baltimore)
 0-0/4-51/7-203
 252 Freddie Solomon (12/5/76 vs. Buffalo)
 1-59/5-114/1-79t
 252 Troy Stradford (11/22/87 at Dallas)
 17-169/6-83/0-0

By Rookie, Season

- 1,683 Chris Chambers (2001), -11/883/811
 1,655 John Avery (1998), 503/67/1,085
 1,603 Tony Nathan (1979), 68/213/1,322

PUNTING

MOST PUNTS

Career

- 633 Larry Seiple (1967-77), 25,347 yards
 555 Reggie Roby (1983-92), 24,035 yards
 241 Matt Turk (2000-01, 2003), 9,822 yards

Season

- 93 Klaus Wilmsmeyer (1998), 42.5 average
 92 Matt Turk (2000), 42.1 average
 83 Tom Orosz (1981), 40.8 average
 81 George Roberts (1978), 40.3 average
 81 Matt Turk (2001), 41.0 average

Game

- 11 Matt Turk (12/7/03 at New England),
 406 yards
 10 George Wilson, Jr. (9/9/66 vs. N.Y.
 Jets), 483 yards
 10 George Roberts (10/12/80 at New
 England), 445 yards
 10 Klaus Wilmsmeyer (9/20/98 vs.
 Pittsburgh), 458 yards

HIGHEST PUNTING AVERAGE

Career (minimum 120 punts)

- 44.2 John Kidd (1994-97), 201 punts
 43.3 Reggie Roby (1983-92), 555 punts
 41.0 George Roberts (1978-80), 237 punts

Season (minimum 40 punts)

- 46.3 John Kidd (1996), 78 punts

- 45.7 Reggie Roby (1991), 54 punts
 44.7 Reggie Roby (1984), 51 punts
 44.2 Reggie Roby (1986), 56 punts
 43.7 Reggie Roby (1985), 59 punts

Game (minimum 4 punts)

- 58.5 Reggie Roby (9/28/86 vs. San Francisco),
 4-234 yards
 54.4 John Kidd (10/27/96 vs. Dallas), 5-272
 yards
 53.8 Reggie Roby (10/20/91 vs. Houston),
 4-215 yards
 52.7 Reggie Roby (9/22/91 vs. Green Bay),
 7-369 yards
 52.3 Reggie Roby (9/15/91 at Detroit), 4-
 209 yards

LONGEST PUNTS

- 77 Reggie Roby (11/29/87 at Buffalo), net
 77
 77 Matt Turk (11/25/01 at Buffalo),
 touchback
 73 Larry Seiple (11/14/71 vs. Pittsburgh),
 touchback
 73 Reggie Roby (9/28/86 vs. San Francisco),
 touchback
 73 Reggie Roby (10/5/86 at New England),
 net 73
 71 George Roberts (11/2/80 at Oakland),
 net 62

PUNT RETURNS

MOST PUNT RETURNS

Career

- 127 Jake Scott (1970-75)
 127 O.J. McDuffie (1993-01)
 79 Tom Vigorito (1981-85)
 75 Scott Schwedes (1987-90)
 71 Freddie Solomon (1975-77)

Season

- 41 Mark Clayton (1983), 9.6 average
 36 Tom Vigorito (1981), 10.5 average
 33 Jake Scott (1971), 9.6 average

Game

- 7 Mercury Morris (10/19/69 at Kansas
 City), 17.6 average
 6 Jake Scott (11/10/74 at New Orleans),
 16.5 average
 6 Freddie Solomon (12/5/77 vs. Baltimore),
 9.3 average
 6 Tom Vigorito (11/30/81 vs. Philadelphia),
 12.2 average
 6 Mark Clayton (11/20/83 vs. Baltimore),
 16.2 average
 6 Vince Heflin (9/23/84 vs. Indianapolis),
 12.7 average
 *6 Nate Jacquet (1/9/00 at Seattle), 10.5
 avg.

MOST PUNT RETURN YARDS

Career

- 1,330 Jake Scott (1970-75)
 1,127 O.J. McDuffie (1993-01)
 830 Tom Vigorito (1981-85)
 810 Freddie Solomon (1975-77)

Season

- 392 Mark Clayton (1983), 9.6 average

- 379 Tom Vigorito (1981), 10.5 average
 377 Jeff Ogden (2001), 11.8 average

Game

- 123 Mercury Morris (10/19/69 at Kansas City), 7 returns
 114 O.J. McDuffie (12/13/93 vs. Pittsburgh), 5 returns
 106 James Pruitt (9/14/86 vs. Indianapolis), 2 returns
 99 Jake Scott (11/10/74 at New Orleans), 6 returns

MOST PUNT RETURN TOUCHDOWNS

Career

- 2 Freddie Solomon (1975-77)
 2 Tom Vigorito (1981-85)
 2 O.J. McDuffie (1993-01)

Season

- 2 O.J. McDuffie (1993)

LONGEST PUNT RETURNS

- 87t Tom Vigorito (9/10/81 vs. Pittsburgh)
 86t Tony Nathan (10/14/79 vs. Buffalo)
 81t Jeff Ogden (10/29/00 vs. Green Bay)
 79t Freddie Solomon (12/5/76 vs. Buffalo)
 77t Jake Scott (11/22/70 vs. Baltimore)
 72t O.J. McDuffie (12/13/93 vs. Pittsburgh)
 71t James Pruitt (9/14/86 vs. Indianapolis)
 71t O.J. McDuffie (10/24/93 vs. Indianapolis)

HIGHEST PUNT RETURN AVERAGE

Career (minimum 50 returns)

- 13.7 Jeff Ogden (2000-01), 51 returns
 11.4 Freddie Solomon (1975-77), 71 returns
 10.5 Jake Scott (1970-75), 127 returns
 10.5 Tom Vigorito (1981-85), 79 returns

Season (minimum 15 returns)

- 17.0 Jeff Ogden (2000), 19 returns
 12.5 Nate Jacquet (1999), 28 returns
 12.3 Freddie Solomon (1975), 26 returns
 12.2 Terrell Buckley (1998), 29 returns
 12.1 Jake Scott (1973), 22 returns

Game (minimum 4 returns)

- 22.8 O.J. McDuffie (12/13/93 vs. Pittsburgh), 5-114 yards
 21.5 O.J. McDuffie (10/24/93 vs. Indianapolis), 4-86 yards
 21.5 Nate Jacquet (10/17/99 at New England), 4-86 yards
 18.8 Charlie Babb (11/23/75 vs. Baltimore), 4-75 yards

MOST FAIR CATCHES

Career

- 91 O.J. McDuffie (1993-01) of 218 punts
 55 Jake Scott (1970-75) of 182 punts
 30 Scott Miller (1991-94) of 83 punts
 29 Dick Anderson (1968-77) of 74 punts

Season

- 24 O.J. McDuffie (1996) of 46 punts
 22 O.J. McDuffie (1993) of 36 punts
 18 Jake Scott (1971) of 51 punts
 16 Jake Scott (1973) of 38 punts

Game

- 6 Jake Scott (12/20/70 vs. Buffalo) of 8 punts

KICKOFF RETURNS

MOST KICKOFF RETURNS

Career

- 123 Fulton Walker (1981-85)
 111 Mercury Morris (1969-75)
 107 Brock Marion (1998-03)

Season

- 62 Brock Marion (1999), 24.6 average
 46 Travis Minor (2002), 23.3 average
 45 Tony Nathan (1979), 22.6 average
 45 Lorenzo Hampton (1985), 22.7 average
 43 Mercury Morris (1969), 26.4 average
 43 John Avery (1998), 25.2 average

Game

- 7 Don Bessillieu (10/12/80 at New England), 20.4 average
 7 Fulton Walker (11/8/81 at New England), 23.7 average
 7 Joe Cribbs (12/18/88 at Pittsburgh), 21.3 average
 7 Brock Marion (12/12/99 at N.Y. Jets), 20.4 average
 7 Brock Marion (10/23/00 at N.Y. Jets), 27.6 average
 7 Albert Johnson (9/29/02 at Kansas City), 29.3 average
 7 Travis Minor (10/13/02 at Denver), 30.7 average

MOST KICKOFF RETURN YARDS

Career

- 2,947 Mercury Morris (1969-75)
 2,944 Fulton Walker (1981-85)
 2,517 Brock Marion (1998-03)
 2,103 O.J. McDuffie (1993-01)
 2,058 Irving Spikes (1994-97)

Season

- 1,524 Brock Marion (1999), 24.6 average
 1,136 Mercury Morris (1969), 26.4 average
 1,085 John Avery (1998), 25.2 average
 1,071 Travis Minor (2002), 23.3 average
 1,020 Lorenzo Hampton (1985), 22.7 average

Game

- 215 Travis Minor (10/13/02 at Denver), long 66
 205 Albert Johnson (9/29/02 at Kansas City), long 49
 204 Gene Milton (9/21/68 vs. Oakland), long 73
 193 Brock Marion (10/23/00 at N.Y. Jets), long 47
 **190 Fulton Walker (1/30/83 vs. Washington), long 98t

MOST KICKOFF RETURN TOUCHDOWNS

Career

- 3 Mercury Morris (1969-75)
 1 by three players (last - Marc Logan, 10/1/89 at Houston)

Season

- 1 Six times (last - Marc Logan, 10/1/89 at Houston)

LONGEST KICKOFF RETURNS

- 105t Mercury Morris (9/14/69 at Cincinnati)
- **98t Fulton Walker (1/30/83 vs. Washington)
- 97t Marc Logan (10/1/89 at Houston)
- 96t Mercury Morris (12/6/70 vs. Boston)
- 95t Joe Auer (9/2/66 vs. Oakland)
- 95 Bobby Neff (9/14/68 vs. Houston)

HIGHEST KICKOFF RETURN AVERAGE

Career (minimum 50 returns)

- 26.5 Mercury Morris (1969-75), 111 returns
- 25.3 Duriel Harris (1976-83, 1985), 56 returns
- 23.9 Fulton Walker (1981-85), 123 returns

Season (minimum 14 returns)

- 32.9 Duriel Harris (1976), 17 returns, 559 yards
- 29.6 Gary Davis (1977), 14 returns, 414 yards
- 29.0 Mercury Morris (1970), 28 returns, 812 yards

Game (minimum 4 returns)

- **47.5 Fulton Walker (1/30/83 vs. Washington), 4-190
- 42.8 Freddie Solomon (10/9/77 at Baltimore), 4-171
- 39.3 Brock Marion (10/4/99 vs. Buffalo), 4-157

INTERCEPTIONS

MOST INTERCEPTIONS

Career

- 35 Jake Scott (1970-75)
- 34 Dick Anderson (1968-77)
- 29 Glenn Blackwood (1979-87)
- 29 Sam Madison (1997-03)
- 25 Patrick Surtain (1998-03)

Season

- 10 Dick Westmoreland (1967), 127 yards
- 8 Willie West (1966), 62 yards
- 8 Dick Anderson (1968), 230 yards
- 8 Dick Anderson (1970), 191 yards
- 8 Dick Anderson (1973), 163 yards
- 8 Jake Scott (1974), 75 yards
- 8 Terrell Buckley (1998), 157 yards
- 8 Sam Madison (1998), 114 yards

Game

- 4 Dick Anderson (12/3/73 vs. Pittsburgh), 121 yards
- 3 Willie West (10/23/66 at Houston), 49 yards
- 3 Dick Westmoreland (1/26/67 vs. Buffalo), 43 yards
- 3 Charlie Babb (9/22/75 vs. Oakland), 18 yards
- 3 Curtis Johnson (11/9/75 vs. N.Y. Jets), 25 yards
- 3 Larry Gordon (12/10/78 vs. Oakland), 35 yards
- *3 A.J. Duhe (1/23/83 vs. N.Y. Jets), 36 yards
- 3 William Judson (10/16/83 at N.Y. Jets), 23 yards
- 3 Louis Oliver (10/4/92 at Buffalo), 170 yards
- 3 Sam Madison (11/7/99 vs. Tennessee), 101 yards

MOST INTERCEPTIONS BY ROOKIE

Season

- 8 Dick Anderson (1968), 230 yards
- 5 Lloyd Mumphord (1969), 102 yards
- 5 Jake Scott (1970), 112 yards
- 5 Don McNeal (1980), 17 yards

Game

- 2 Dick Anderson (11/24/68 at Boston), 109 yards
- 2 Jake Scott (12/7/69 vs. Denver), 0 yards
- 2 Don McNeal (10/12/80 at New England), 2 yards
- 2 Jarvis Williams (10/9/88 at L.A. Raiders), 23 yards

MOST CONSECUTIVE GAMES WITH INTERCEPTION

- 5 Dick Westmoreland (9th through 13th in 1967)

MOST INTERCEPTION RETURN YARDS

Career

- 792 Dick Anderson (1968-77), 23.3 average
- 569 Louis Oliver (1989-93, 1995-96), 23.7 average
- 476 Sam Madison (1997-03), 16.4 average
- 431 Brock Marion (1998-03), 21.6 average
- 425 Jake Scott (1970-75), 12.1 average
- 425 Terrell Buckley (1995-99, 2003), 17.7 average

Season

- 230 Dick Anderson (1968), 8 for 28.8 average
- 227 Brock Marion (2001), 5 for 45.4 average
- 200 Louis Oliver (1992), 5 for 40.0 average
- 198 Jimmy Warren (1966), 5 for 39.6 average

Game

- 170 Louis Oliver (10/4/92 at Buffalo), 3 interceptions
- 121 Dick Anderson (12/3/73 vs. Pittsburgh), 4 interceptions
- 109 Dick Anderson (11/24/68 at Boston), 2 interceptions

LONGEST INTERCEPTION RETURNS

- 103t Louis Oliver (10/4/92 at Buffalo), Jim Kelly
- 100t Brock Marion (1/6/02 vs. Buffalo), Travis Brown
- 96t Dick Anderson (11/24/68 at Boston), Tom Sherman
- 91t Terrell Buckley (10/13/96 at Buffalo), Jim Kelly
- 86t Dick Anderson (12/20/70 vs. Buffalo), Dennis Shaw
- 86t William Judson (60t), Mike Kozlowski (26, lateral), (9/9/84 vs. New England), Steve Grogan
- 76t Troy Vincent (58t), Gene Atkins (18, lateral), (12/12/94 vs. Kansas City), Steve Bono
- 74t Terrell Buckley (12/21/03 at Buffalo), Drew Bledsoe
- 70t Jimmy Warren (11/13/66 at Kansas City), Len Dawson

- 70 Sammy Knight (11/27/03 at Dallas), Quincy Carter
 67t Troy Vincent (9/3/95 vs. N.Y. Jets), Boomer Esiason
 *62t Dick Anderson (1/2/72 vs. Baltimore), John Unitas
 62 Brock Marion (9/22/02 vs. N.Y. Jets), Chad Pennington
 61t William Judson (9/8/85 at Houston), Warren Moon
 61t Calvin Johnson (11/25/96 vs. Pittsburgh), Mike Tomczak
 61 Terrell Buckley (12/13/98 vs. N.Y. Jets), Vinny Testaverde

TOUCHDOWN INTERCEPTIONS

Career

- 4 Zach Thomas (1996-03)
 3 Dick Anderson (1968-77)
 3 Terrell Buckley (1995-99, 2003)
 2 Dick Westmoreland (1966-69)
 2 Jimmy Warren (1966-67)
 2 Bill Stanfill (1969-76)
 2 Lloyd Mumphord (1969-74)
 2 Mike Kozlowski (1979-86)
 2 Don McNeal (1980-89)
 2 William Judson (1982-89)
 2 Louis Oliver (1989-93, 1995-96)
 2 Troy Vincent (1992-95)
 2 Sam Madison (1997-03)
 2 Brock Marion (1998-03)
 2 Patrick Surtain (1998-03)

Season

- 2 Bill Stanfill (1969), 15, 17 yards
 2 Dick Anderson (1973), 27, 38 yards
 2 Mike Kozlowski (1983), 35, 38 yards
 2 Zach Thomas (1998), 17, 1 yards
 2 Brock Marion (2001), 26, 100 yards

Game

- 2 Dick Anderson (12/3/73 vs. Pittsburgh)
 2 Mike Kozlowski (12/16/83 vs. N.Y. Jets)

SACKS

MOST SACKS

Career

- 71 Jason Taylor (1997-03)
 67½ Bill Stanfill (1969-76)
 65½ Doug Betters (1978-87)
 64 Vern Den Herder (1971-81)
 59½ Jeff Cross (1988-95)

Season

- 18½ Bill Stanfill (1973)
 18½ Jason Taylor (2002)
 16½ Trace Armstrong (2000)
 16 Doug Betters (1983)
 15 Adewale Ogunleye (2003)

Game

- 5 Bill Stanfill (10/7/73 vs. N.Y. Jets)
 5 Vern Den Herder (10/21/73 vs. Buffalo)
 5 Bill Stanfill (11/17/74 vs. Buffalo)
 4 Vern Den Herder (9/22/74 at Buffalo)
 4 Vern Den Herder (11/11/79 vs. Baltimore)
 4 Doug Betters (9/4/83 at Buffalo)
 4 E.J. Junior (10/6/91 at New England)

MOST SACKS BY ROOKIE

Season

- 8 Bill Stanfill (1969)
 8 Lorenzo Bromell (1998)
 7 A.J. Duhe (1977)
 6 Marco Coleman (1992)
 5 Derrick Rodgers (1997)
 5 Jason Taylor (1997)

Game

- 3 A.J. Duhe (11/6/77 at N.Y. Jets)
 3 Marco Coleman (10/25/92 vs. Indianapolis)
 2 Bill Stanfill (10/26/69 vs. Buffalo)
 2 Bob Baumhower (11/20/77 at Cincinnati)
 2 A.J. Duhe (12/11/77 at New England)
 2 Doug Betters (10/29/78 vs. Baltimore)
 2 Charles Bowser (1/2/83 at Baltimore)
 2 John Bosa (12/17/87 vs. N.Y. Jets)
 2 Marco Coleman (11/1/92 at N.Y. Jets)
 2 Shane Burton (12/1/96 at Oakland)
 2 Derrick Rodgers (10/12/97 at N.Y. Jets)
 2 Lorenzo Bromell (9/13/98 vs. Buffalo)
 2 Lorenzo Bromell (11/29/98 vs. New Orleans)

FUMBLES

MOST FUMBLES

Career

- 106 Dan Marino (1983-99)
 52 Bob Griese (1967-80)
 34 Tony Nathan (1979-87)
 29 Mercury Morris (1969-75)
 21 Larry Csonka (1968-74, 1979)

Season

- 9 Bob Griese (1971)
 9 Tony Nathan (1980)
 9 Dan Marino (1985)
 9 Dan Marino (1986)
 9 Dan Marino (1994)
 9 Dan Marino (1998)
 8 Six times (last – Ray Lucas, 2002)

Game

- 4 Craig Erickson (10/6/96 vs. Seattle)
 3 Rick Norton (9/9/66 vs. N.Y. Jets)
 3 Rick Norton (11/9/69 at Boston)
 3 Mercury Morris (11/15/70 vs. New Orleans)
 3 Tony Nathan (11/30/80 vs. San Diego)
 3 Scott Schwedes (12/13/87 at Philadelphia)
 3 Dan Marino (10/27/97 vs. Chicago)

MOST FUMBLES BY ROOKIE

Season

- 8 Tony Nathan (1979)
 7 Scott Schwedes (1987)
 6 Bob Griese (1967)
 6 Rick Norton (1966)
 6 Troy Stradford (1987)

Game

- 3 Rick Norton (9/9/66 vs. N.Y. Jets)
 3 Scott Schwedes (12/13/87 at Philadelphia)

MOST OWN FUMBLE RECOVERIES

Career

- 38 Dan Marino (1983-99)
 23 Bob Griese (1967-80)

Season

- 7 Dan Marino (1988)

- 6 Bob Griese (1971)
- 4 Rick Norton (1969)
- 4 Dan Marino (1986)

Game

- 3 Rick Norton (11/9/69 at Boston)
- 3 Craig Erickson (10/6/96 vs. Seattle)

MOST OPPONENT FUMBLE RECOVERIES

Career

- 17 Dick Anderson (1968-77)
- 17 Bob Baumhower (1977-86)
- 16 Jason Taylor (1997-03)
- 14 Vern Den Herder (1971-81)
- 12 Larry Gordon (1976-82)

Season

- 6 Dick Anderson (1972)
- 5 Bud Brown (1985)
- 4 11 times (last – Jason Taylor, 2001)

Game

- 2 Tom Nomina (11/13/66 at Kansas City), 0 yards
- 2 Art Powell (10/18/70 at Buffalo), 0 yards
- 2 Jim Riley (11/7/76 vs. Buffalo), 0 yards
- 2 Jeris White (11/28/76 at Cleveland), 0 yards
- 2 Bob Baumhower (12/11/77 at New England), 0 yards
- 2 Tim Foley (11/29/79 vs. New England), 2 yards
- 2 Glenn Blackwood (10/19/80 vs. Buffalo), 0 yards
- 2 Doug Betters (11/6/83 at San Francisco), 0 yards
- 2 Bud Brown (9/8/85 vs Houston), 6 yards
- 2 Bryan Cox (10/31/93 vs. Kansas City), 1 yard
- 2 Jason Taylor (10/7/01 vs. New England), 1 yard, 1 TD

LONGEST FUMBLE RETURN

- 68 A.J. Duhe (10/15/78 at San Diego), Dan Fouts

FUMBLE RETURNS FOR TOUCHDOWNS

- 59t Trell Hooper (10/11/87 vs. Kansas City), Robert Parker
- 55t Liffort Hobley (10/11/87 vs. Kansas City), Chris Smith
- 44t Don Bessillieu (10/19/80 vs. Buffalo), Joe Cribbs
- 37t Pat Johnson (12/24/95 at St. Louis), Todd Kinchen
- 35t Dick Anderson (10/15/72 vs. San Diego), Mike Garrett
- 34t Jason Taylor (11/27/03 at Dallas), Quincy Carter
- 29t Jason Taylor (10/1/00 at Cincinnati), Akili Smith
- 25t Mike Kozlowski (12/6/81 vs. New England), Sam Cunningham
- 22t Terrell Buckley (10/27/97 vs. Chicago), Ricky Proehl
- 21t Bob Baumhower (10/7/84 at Pittsburgh), Mark Malone
- 20t Sam Madison (10/8/00 vs. Buffalo), Sammy Morris

- 19t Liffort Hobley (10/9/88 at L.A. Raiders), Vance Mueller
- 13t Nick Buoniconti (9/30/73 vs. New England), John Tarver
- 13t Bob Baumhower (10/9/78 vs. Cincinnati), Dave Turner
- 13t Brian Sochia (12/30/90 vs. Indianapolis), Jeff George
- 10t Willie West (10/6/68 at Houston), Bob Davis
- 10t Sean Hill (9/1/96 vs. New England), Louis Oliver
- 7t Bob Brudzinski (10/27/85 at Detroit), Eric Hipple
- 4t O.J. McDuffie (10/12/97 at N.Y. Jets), Charles Jordan
- 4t Jason Taylor (9/13/99 at Denver), Brian Griese
- 2t Randy McMichael (10/12/03 at Jacksonville), Obafemi Ayanbadejo
- 1t Cliff Odom (10/28/90 at Indianapolis), Jack Trudeau
- 1t Jason Taylor (10/7/01 vs. New England), Tom Brady
- 0t Chuck Klingbeil (9/22/91 vs. Green Bay), Don Majkowski
- 0t Scott Miller (9/1/96 vs. New England), Stanley Pritchett
- 0t Tim Bowens (11/30/97 at Oakland), Jeff George
- 0t Travis Minor (10/28/01 at Seattle), Jay Fiedler
- 0t Trent Gamble (9/8/02 vs. Detroit), Chris Cash

TOUCHDOWN FUMBLE RETURNS

Career

- 4 Jason Taylor (1997-03)
- 2 Bob Baumhower (1977-86)
- 2 Liffort Hobley (1987-93)

TAKEAWAYS

(interceptions/fumble recoveries)

MOST TAKEAWAYS

Career

- 51 Dick Anderson (1968-77), 34 INTs, 17 FRs
- 42 Jake Scott (1970-75), 35 INTs, 7 FRs
- 41 Glenn Blackwood (1979-87), 29 INTs, 12 FRs
- 33 Sam Madison (1997-03), 29 INTs, 4 FRs
- 31 Louis Oliver (1989-93, 1995-96), 24 INTs, 7 FRs

Season

- 11 Dick Anderson (1970), 8 INTs, 3 FRs
- 11 Jake Scott (1974), 8 INTs, 3 FRs
- 10 Dick Westmoreland (1967), 10 INTs
- 9 Dick Anderson (1968), 8 INTs, 1 FR
- 9 Dick Anderson (1972), 3 INTs, 6 FRs
- 9 Terrell Buckley (1998), 8 INTs, 1 FR

Game

- 4 Dick Anderson (12/3/73 vs. Pittsburgh), 4 INTs
- 4 Jeris White (11/26/76 at Cleveland), 2 INTs, 2 FRs

MOST TAKEAWAYS BY ROOKIE

Season

- 9 Dick Anderson (1968), 8 INTs, 1 FR
- 7 Lloyd Mumphord (1969), 5 INTs, 2 FRs
- 7 Curtis Johnson (1970), 3 INTs, 4 FRs
- 7 Jarvis Williams (1988), 4 INTs, 3 FRs

Game

- 3 Lloyd Mumphord (12/7/69 vs. Denver), 2 INTs, 1 FR

BLOCKED KICKS

MOST BLOCKED KICKS

Career

- 9 Curtis Johnson (1970-78), 6 FGs, 2 Punts, 1 PAT
- 8 Lloyd Mumphord (1969-74), 7 FGs, 1 Punt
- 5 Vern Den Herder (1971-81), 4 FGs, 1 Punt
- 5 William Judson (1982-89), 3 FGs, 2 Punts
- 5 Jeff Cross (1988-95), 3 FGs, 1 Punt, 1 PAT

Season

- 4 Wahoo McDaniel (1966), 1 FG, 3 PATs
- 3 Frank Cornish (1970), 2 FGs, 1 PAT
- 3 Curtis Johnson (1972), 1 FG, 2 Punts
- 3 Shane Burton (1998), 3 FGs

MOST BLOCKED FIELD GOALS

Career

- 7 Lloyd Mumphord (1969-74)
- 6 Curtis Johnson (1970-78)
- 4 Vern Den Herder (1971-81)
- 4 Bob Baumhower (1977-86)

Season

- 3 Shane Burton (1998)
- 2 Ten times, last 1984

BLOCKED FIELD GOAL RETURNS

- 51t Lloyd Mumphord (12/6/70 vs. Boston), Gino Capelletti
- 47t Curtis Johnson (12/19/71 vs. Green Bay), Tim Webster

SHORT FIELD GOAL RETURNS

- 50 Jake Scott (12/6/70 vs. Boston), Gino Capelletti

MOST BLOCKED PUNTS

Career

- 3 Tim Foley (1970-80)
- 2 Curtis Johnson (1970-78)
- 2 William Judson (1982-89)
- 2 Marc Logan (1989-91)

Season

- 2 Curtis Johnson (1972)
- 2 Tim Foley (1973)
- 2 Marc Logan (1991)

BLOCKED PUNT RETURNS

- 19t Mark Higgs (10/18/90 vs. New England), Brian Hansen
- 8t Tim Foley (11/11/73 vs. Baltimore), David Lee
- *5t Charlie Babb (12/24/72 vs. Cleveland), Don Cockroft
- 5t Tim Foley (11/11/73 vs. Baltimore), David Lee

MOST BLOCKED POINTS AFTER TOUCHDOWNS

Career

- 3 Wahoo McDaniel (1966-68)
- 3 Doug Betters (1978-87)

TEAM RECORDS

CHAMPIONSHIPS

SUPER BOWL:

- 2 1972, 1973

AMERICAN FOOTBALL CONFERENCE:

- 5 1971, 1972, 1973, 1982, 1984

AFC EASTERN DIVISION:

- 12 1971, 1972, 1973, 1974, 1979, 1981, 1983, 1984, 1985, 1992, 1994, 2000

PLAYOFF BERTHS:

- 21 1970, 1971, 1972, 1973, 1974, 1978, 1979, 1981, 1982, 1983, 1984, 1985, 1990, 1992, 1994, 1995, 1997, 1998, 1999, 2000, 2001

GAMES

REGULAR-SEASON RECORD: 349-223-4 (.609)

PLAYOFF RECORD: 20-19 (.513)

OVERALL RECORD: 369-242-4 (.603)

HOME REGULAR-SEASON RECORD:

200-83-3 (.705)

PRO PLAYER STADIUM REGULAR-SEASON RECORD: 90-45 (.667)

HOME PLAYOFF RECORD: 15-6 (.714)

PRO PLAYER STADIUM PLAYOFF RECORD: 5-2 (.714)

HOME OVERALL RECORD: 215-89-3 (.705)

PRO PLAYER STADIUM OVERALL RECORD: 95-47 (.669)

ROAD REGULAR-SEASON RECORD:

149-140-1 (.516)

ROAD PLAYOFF RECORD: 5-13 (.278)

ROAD OVERALL RECORD: 154-153-1 (.502)

MOST WINS IN A SEASON:

- 17 in 1972 (14 regular season, 3 playoffs)
- 16 in 1984 (14 regular season, 2 playoffs)

BEST SEASON WINNING PERCENTAGE:

- 1.000 in 1972 (14-0 regular season, 3-0 playoffs)

FEWEST WINS IN A SEASON: 3 in 1966 and 1969

LOWEST SEASON WINNING PERCENTAGE: .214 in 1966 (3-11)

CONSECUTIVES

MOST WINS:

18 1st in 1972 through 1st in 1973

MOST REGULAR-SEASON WINS:

16 14th in 1971 through 1st in 1973

16 12th in 1983 through 11th in 1984

MOST HOME WINS:

31 10/17/71 through 12/15/74

MOST REGULAR-SEASON HOME WINS:

27 10/17/71 through 12/15/74

MOST ROAD WINS:

9 9/17/72 through 1/14/73

MOST REGULAR-SEASON ROAD WINS:

7 9/17/72 through 12/10/72

7 12/4/83 through 11/4/84

MOST WINS IN A SERIES:

20 vs. Buffalo, 1970-79

MOST PRESEASON WINS:

11 5th in 1975 through 3rd in 1977

MOST LOSSES:

8 2nd through 9th in 1967

MOST REGULAR-SEASON LOSSES:

8 2nd through 9th in 1967

MOST HOME LOSSES:

4 12/23/67 through 9/28/68

4 10/23/88 through 12/4/88

MOST ROAD LOSSES:

10 11/13/66 through 12/3/67

MOST LOSSES IN A SERIES:

8 vs. N.Y. Jets, 1966-69

8 vs. N.Y. Jets, 1998-01

MOST PRESEASON LOSSES:

7 5th in 1988 through 2nd in 1990

5 1st through 5th in 1969

SCORING

MOST POINTS SCORED

Season 513 1984

Game 55 11/24/77 at St. Louis

FEWEST POINTS SCORED

Season 198 1982, 9 games

213 1966

Game 0 15 times, last 12/7/03 at New England

MOST POINTS ALLOWED

Season 407 1967

Game *62 1/15/00 at Jacksonville

58 9/18/66 at Buffalo

51 9/21/86 at N.Y. Jets

50 9/7/86 at San Diego

FEWEST POINTS ALLOWED

Season 131 1982, 9 games

150 1973, 14 games

Game 0 24 times, last 9/3/00 vs. Seattle

MOST POINTS, BOTH TEAMS

Game 96 at N.Y. Jets 51, Miami 45, ot (9/21/86)

81 Buffalo 47, at Miami 34

(12/19/93)

*79 San Diego 41, at Miami 38, ot (1/2/82)

79 L.A. Raiders 45, at Miami 34 (12/2/84)

79 at Miami 41, Tampa Bay 38 (10/20/85)

78 at San Diego 50, Miami 28 (9/7/86)

*78 at Buffalo 44, Miami 34 (1/12/91)

78 at Kansas City 48, Miami 30 (9/29/02)

FEWEST POINTS, BOTH TEAMS

Game 3 at New England 3, Miami 0 (12/12/82)

9 New England 6, at Miami 3 (11/20/88)

12 at Miami 9, Kansas City 3 (10/20/74)

12 Miami 12, at Buffalo 0 (9/4/83)

12 at New England 12, Miami 0 (12/7/03)

MOST DECISIVE WIN

Game 52 52-0 vs. New England (11/12/72)

44 44-0 vs. Baltimore (11/11/73)

43 43-0 at N.Y. Jets (10/19/75)

42 45-3 vs. N.Y. Jets (11/24/86)

42 42-0 vs. Kansas City (10/11/87)

MOST DECISIVE LOSS

Game *55 62-7 at Jacksonville (1/15/00)

45 48-3 vs. Kansas City (9/28/68)

41 41-0 at Kansas City (10/8/67)

41 41-0 at Indianapolis (12/14/97)

35 35-0 at Baltimore (11/1/70)

35 42-7 at Kansas City (10/13/91)

*35 38-3 at Denver (1/9/99)

MOST TOUCHDOWNS SCORED

Season 70 1984

Game 8 11/24/77 at St. Louis

FEWEST TOUCHDOWNS SCORED

Season 26 1966

MOST TOUCHDOWNS ALLOWED

Season 53 1967

Game 8 9/18/66 at Buffalo

*8 1/15/00 at Jacksonville

FEWEST TOUCHDOWNS ALLOWED

Season 15 1973

MOST TOUCHDOWNS SCORED BY

Rushing

Season 26 1972, 1975

Game 4 Eight times, last 12/10/89 vs. New England

Passing

Season	49	1984
Game	6	11/24/77 at St. Louis
	6	9/21/86 at N.Y. Jets

Interception

Season	5	2001
	4	1966, 1998
Game	2	12/3/73 vs. Pittsburgh
	2	9/12/82 at N.Y. Jets
	2	12/16/83 vs. N.Y. Jets
	2	12/6/98 at Oakland

Kickoff Return 1 Eight times, last 1989**Punt Return** 2 1993**Fumble Return**

Season	3	1997
	2	1987, 1990, 1996, 2000, 2001, 2003
Game	2	10/11/87 vs. Kansas City
	2	9/1/96 vs. New England

Blocked Punt Return

Season	2	1973
Game	2	11/11/73 vs. Baltimore

FEWEST TOUCHDOWNS SCORED BY

Rushing	5	1966
Passing	12	1969

MOST TOUCHDOWNS ALLOWED BY**Rushing**

Season	23	1986
Game	5	9/4/88 at Chicago

Passing

Season	31	1967
Game	5	Six times, last 9/29/02 at Kansas City

Interception

Season	7	1999
Game	2	12/18/88 at Pittsburgh
	2	11/23/97 at New England
	2	10/17/99 at New England
	2	11/18/01 vs. N.Y. Jets

Kickoff Return 2 1994**Punt Return** 1 Seven times, last 12/18/94 at Indianapolis**Fumble Return** 2 1991, 1992, 1993, 1998, 1999**Blocked FG**

Return	1	1979, 1989
--------	---	------------

FEWEST TOUCHDOWNS ALLOWED BY

Rushing	6	1998, 1999
Passing	5	1973

MOST POINTS AFTER TOUCHDOWN SCORED

Season	66	1984
Game	7	11/12/72 vs. New England
	7	11/24/77 at St. Louis
	7	9/3/95 vs. N.Y. Jets
	7	9/8/02 vs. Detroit

MOST POINTS AFTER TOUCHDOWN SCORED, OPPONENT

Season	47	1967
Game	*8	1/15/00 at Jacksonville
	7	9/18/66 at Buffalo

MOST FIELD GOALS SCORED

Season	39	1999
Game	6	10/17/99 at New England

MOST FIELD GOALS SCORED, OPPONENT

Season	31	1999
Game	5	9/28/69 at Houston
	5	9/25/88 at Indianapolis
	*5	1/17/93 vs. Buffalo
	5	10/13/02 at Denver
	5	9/7/03 vs. Houston

MOST SAFETIES SCORED

Season	2	1978
Game	1	14 times, last 10/27/03 at San Diego

MOST SAFETIES SCORED, OPPONENT

Season	2	Six times, last 2003
Game	1	21 times, last 12/28/03 vs. N.Y. Jets

MOST TWO-POINT CONVERSION ATTEMPTS

Season	10	1994
Game	4	at Indianapolis, 11/26/95

MOST TWO-POINT CONVERSION ATTEMPTS, OPPONENT

Season	5	1995
Game	2	Three times, last 11/8/98 vs. Indianapolis

MOST TWO-POINT CONVERSIONS

Season	6	1994
Game	2	at Indianapolis, 11/26/95

MOST TWO-POINT CONVERSIONS, OPPONENT

Season	2	Three times, last 2002
Game	1	10 times, last 12/29/02 at New England

SCORE BY QUARTERS, DOLPHINS

1st -	21	12/20/70 vs. Buffalo
	21	10/2/77 vs. Houston
2nd -	28	12/17/67 vs. Boston
	24	10/23/77 vs. Seattle
	24	10/29/78 vs. Baltimore
	24	11/20/83 vs. Baltimore
	24	10/9/88 at L.A. Raiders
	24	12/1/91 vs. Tampa Bay
3rd -	21	11/3/74 vs. Atlanta
	21	9/12/82 at N.Y. Jets
	21	9/2/84 at Washington
	21	10/11/87 vs. Kansas City
	21	11/12/89 at N.Y. Jets
	21	10/18/92 vs. New England
	21	12/12/94 vs. Kansas City
	21	9/3/95 vs. N.Y. Jets
	21	10/29/00 vs. Green Bay
4th -	25	10/10/99 at Indianapolis
	24	11/25/01 at Buffalo
	*22	12/30/95 at Buffalo
	21	9/30/73 vs. New England
	21	9/29/74 at San Diego
	21	12/2/01 vs. Denver
	21	12/10/01 vs. Indianapolis
	21	1/6/02 vs. Buffalo

SCORE BY QUARTERS, OPPONENT

1st -	24	9/28/68 vs. Kansas City
	*24	1/2/82 vs. San Diego
	*24	1/15/00 at Jacksonville
2nd -	31	12/14/97 at Indianapolis
	28	9/21/86 at N.Y. Jets

3rd –	21	12/19/93 vs. Buffalo
	21	12/4/94 vs. Buffalo
4th –	30	10/23/00 at N.Y. Jets
	28	10/2/66 at San Diego
	28	12/15/91 at San Diego

SCORE BY QUARTERS, BOTH TEAMS

1st –	27	9/28/68 vs. Kansas City
		Kansas City 24, Miami 3
2nd –	42	9/21/86 at N.Y. Jets
		N.Y. Jets 28, Miami 14
	35	9/3/95 vs. N.Y. Jets
		Miami 21, N.Y. Jets 14
3rd –	29	9/4/94 vs. New England
		Miami 15, New England 14
	28	12/10/67 vs. San Diego
		Miami 14, San Diego 14
	28	12/19/93 vs. Buffalo
		Buffalo 21, Miami 7
	28	11/27/94 at N.Y. Jets
		Miami 14, N.Y. Jets 14
4th –	39	10/10/99 at Indianapolis
		Miami 25, Indianapolis 14
	37	10/23/00 at N.Y. Jets
		N.Y. Jets 30, Miami 7

MOST CONSECUTIVE QUARTERS HELD SCORELESS, DOLPHINS

13 1973, 3rd Q in 8th through 3rd Q in 11th

MOST CONSECUTIVE QUARTERS HELD SCORELESS, OPPONENT

11 1970, 1st Q in 6th through 3rd Q in 8th

SCORE BY HALVES, DOLPHINS

1st –	35	12/17/67 vs. Boston
	31	12/20/70 vs. Buffalo
	31	12/2/85 vs. Chicago
	31	12/7/86 at New Orleans
2nd –	31	9/22/85 vs. Kansas City
	31	12/12/94 vs. Kansas City
	31	9/3/95 vs. N.Y. Jets
	29	9/4/94 vs. New England
	29	9/25/94 at Minnesota

SCORE BY HALVES, OPPONENT

1st –	48	9/18/66 at Buffalo
2nd –	38	10/2/66 at San Diego
	35	12/4/94 vs. Buffalo
	31	10/3/76 vs. Los Angeles

SCORE BY HALVES, BOTH TEAMS

1st –	58	9/18/66 at Buffalo
		Buffalo 48, Miami 10
	52	9/21/86 at N.Y. Jets
		N.Y. Jets 31, Miami 21
2nd –	52	10/9/83 vs. Buffalo
		Miami 28, Buffalo 24

TIME OF POSSESSION (SINCE 1977)

HIGHEST TIME OF POSSESSION

Season	32:38	1979
Game	43:39	12/7/87 vs. N.Y. Jets
	41:55	12/16/96 vs. Buffalo
	41:17	10/28/79 vs. Green Bay
	41:05	10/28/90 at Indianapolis
	40:56	10/9/83 vs. Buffalo (OT)

LOWEST TIME OF POSSESSION

Season	27:02	1988
Game	14:28	9/4/88 at Chicago
	16:32	10/1/89 at Houston
	18:02	10/27/96 vs. Dallas
	19:34	11/1/92 at N.Y. Jets
	19:42	9/23/90 at N.Y. Giants

HIGHEST TIME OF POSSESSION ALLOWED

Season	32:58	1988
Game	46:29	10/4/81 vs. N.Y. Jets (OT)
	45:32	9/4/88 at Chicago
	44:53	10/27/97 vs. Chicago (OT)
	43:28	10/1/89 at Houston
	42:28	12/9/90 vs. Philadelphia (OT)

LOWEST TIME OF POSSESSION ALLOWED

Season	27:22	1979
Game	16:21	12/7/87 vs. N.Y. Jets
	18:05	12/16/96 vs. Buffalo
	18:43	10/28/79 vs. Green Bay
	18:55	10/28/90 at Indianapolis
	19:10	9/21/03 vs. Buffalo

SCORING DRIVES

LONGEST SCORING DRIVES

By Plays	17	10/27/80 at N.Y. Jets (TD, 87 yards, 5:21)
	17	11/20/83 vs. Baltimore (TD, 88 yards, 6:54)
	17	10/16/88 vs. San Diego (FG, 82 yards, 8:48)
	17	9/30/90 at Pittsburgh (TD, 73 yards, 8:07)
	17	11/6/94 vs. Indianapolis (FG, 68 yards, 9:15)
By Yards	99	9/10/78 at Baltimore (TD, 7 plays, 3:53)
	99	9/24/89 vs. N.Y. Jets (TD, 7 plays, 1:27)
	97	12/15/02 vs. Oakland (TD, 13 plays, 7:53)

By Time of Possession

10:30	10/16/94 vs. L.A. Raiders (FG, 10 plays, 65 yards)
10:16	12/10/01 vs. Indianapolis (TD, 15 plays, 78 yards)
10:01	10/27/74 vs. Baltimore (FG, 16 plays, 73 yards)

LONGEST SCORING DRIVES, OPPONENTS

Plays	20	11/24/97 at Chicago (FG, 77 yards, 11:07)
	19	Six times, last: 10/7/90 vs. N.Y. Jets (FG, 90 yards, 8:36)
Yards	99	12/11/76 vs. Minnesota (TD, 16 plays, 9:07)
	99	10/27/80 at N.Y. Jets (TD, 17 plays, 9:22)
	99	9/30/01 at St. Louis (TD, 11 plays, 5:36)

Time of Possession

12:45	12/14/75 at Baltimore (FG, 17 plays, 82 yards)
-------	--

11:07 11/24/91 at Chicago (FG, 20
plays, 77 yards)
11:05 12/16/01 at San Francisco
(TD, 17 plays, 98 yards)

FIRST DOWNS

MOST FIRST DOWNS

Season 387 1984
Game 34 11/24/77 at St. Louis
34 12/12/88 vs. Cleveland

FEWEST FIRST DOWNS

Season 200 1966
Game 6 11/14/99 at Buffalo
7 10/3/70 vs. Oakland
7 9/23/90 at N.Y. Giants
7 12/7/03 at New England
8 9/24/67 vs. Kansas City
8 10/12/80 at New England

MOST FIRST DOWNS ALLOWED

Season 359 1988
Game 39 11/27/88 at N.Y. Jets
*34 1/2/82 vs. San Diego
34 11/18/84 at San Diego

FEWEST FIRST DOWNS ALLOWED

Season 186 1972
Game 4 11/11/73 vs. Baltimore
5 9/2/79 at Buffalo
7 9/24/72 vs. Houston
7 10/28/90 at Indianapolis

MOST FIRST DOWNS, BOTH TEAMS

Season 701 1984
Game *59 1/2/82 vs. San Diego
59 10/9/83 vs. Buffalo
59 11/27/88 at N.Y. Jets

FEWEST FIRST DOWNS, BOTH TEAMS

Season 312 1982
Game 15 11/9/69 at Boston
21 Three times, last 11/11/73
vs. Baltimore

MOST FIRST DOWNS BY

Rushing

Season 170 1972
Game 19 10/29/72 at Baltimore
19 11/24/77 at St. Louis

Passing

Season 250 1986
Game 26 12/12/88 vs. Cleveland
24 9/15/85 vs. Indianapolis
24 9/21/86 at N.Y. Jets
24 11/16/86 at Buffalo
24 9/24/89 vs. N.Y. Jets

Penalty

Season 31 1979, 1983
Game 6 12/4/66 at Denver
6 11/26/67 vs. Buffalo
6 9/8/96 at Arizona

FEWEST FIRST DOWNS BY

Rushing

Season 65 1967
Game 0 10/15/67 at Boston
*0 1/15/00 at Jacksonville
*0 1/6/01 at Oakland

Passing

Season 91 1973
Game 1 9/4/83 at Buffalo

Penalty

Season 13 1973

MOST FIRST DOWNS ALLOWED BY

Rushing

Season 155 1988
Game **24 1/30/83 vs. Washington
*18 12/30/95 at Buffalo
17 Three times, last 1988

Passing

Season 205 1993
Game 23 11/27/88 at N.Y. Jets
*21 1/2/82 vs. San Diego
21 10/4/92 at Buffalo
21 10/23/00 at N.Y. Jets (OT)

Penalty

Season 41 2000
Game 7 10/9/83 vs. Buffalo
7 10/23/00 at N.Y. Jets (OT)

FEWEST FIRST DOWNS ALLOWED BY

Rushing

Season 66 1969
Game 0 12/20/70 vs. Buffalo
0 10/13/74 at Washington
*0 1/9/00 at Seattle
0 9/14/03 at N.Y. Jets

Passing

Season 78 1973
Game 0 12/8/68 vs. Boston
1 11/5/79 vs. Houston
1 12/12/82 at New England

Penalty

Season 8 1973, 1974

TOTAL NET YARDS

MOST NET YARDS GAINED

Season 6,936 1984
Game 584 10/23/88 vs. N.Y. Jets
*569 1/6/85 vs. Pittsburgh
552 9/30/84 at St. Louis
552 10/21/84 at New England

FEWEST NET YARDS GAINED

Season 3,458 1966
Game 88 10/12/80 at New England
101 11/14/99 at Buffalo
111 9/9/66 vs. N.Y. Jets

MOST NET YARDS ALLOWED

Season 6,050 1986
Game 597 11/27/88 at N.Y. Jets
593 10/3/76 vs. Los Angeles
582 9/1/91 at Buffalo
581 9/21/86 at N.Y. Jets
*564 1/2/82 vs. San Diego

FEWEST NET YARDS ALLOWED

Season 3,281 1973
Game 76 10/21/73 vs. Buffalo
117 10/17/71 vs. New England
118 10/16/66 vs. Denver
118 9/21/03 vs. Buffalo
121 9/2/79 at Buffalo

MOST NET YARDS GAINED, BOTH TEAMS

Season	12,374	1986
Game	1,066	9/21/86 at N.Y. Jets
	*1,038	12/30/95 at Buffalo
	1,037	11/27/88 at N.Y. Jets
	*1,036	1/2/82 vs. San Diego

FEWEST NET YARDS GAINED, BOTH TEAMS

Season	4,970	1982
Game	335	10/16/66 vs. Denver

RUSHING

MOST RUSHING YARDS

Season	2,960	1972
Game	315	11/11/73 vs. Baltimore
	304	12/3/72 at New England
	302	11/7/71 vs. Buffalo
	301	9/30/73 vs. New England

FEWEST RUSHING YARDS

Season	1,205	1988
Game	14	11/19/90 vs. L.A. Raiders
	*14	1/9/99 at Denver
	*21	1/15/00 at Jacksonville
	23	9/24/67 vs. Kansas City
	23	11/29/87 at Buffalo
	23	12/19/93 vs. Buffalo

MOST RUSHING YARDS ALLOWED

Season	2,506	1988
Game	*341	12/30/95 at Buffalo
	305	12/18/88 at Pittsburgh
	280	10/29/89 at Buffalo
	279	12/3/67 at Houston

FEWEST RUSHING YARDS ALLOWED

Season	1,430	1994
Game	16	9/2/66 vs. Oakland
	18	10/18/92 vs. New England
	21	9/14/03 at N.Y. Jets
	26	10/13/74 at Washington
	26	12/19/99 vs. San Diego

MOST RUSHING YARDS, BOTH TEAMS

Season	4,627	1978
Game	487	12/5/76 vs. Buffalo
	444	9/30/73 vs. New England

FEWEST RUSHING YARDS, BOTH TEAMS

Season	2,629	1982
Game	74	11/23/98 at New England
	79	12/19/99 vs. San Diego
	81	9/22/91 vs. Green Bay
	84	12/24/00 at New England
	89	12/22/97 vs. New England

MOST RUSHING ATTEMPTS

Season	613	1972
Game	58	10/5/75 at Green Bay
	56	9/12/82 at N.Y. Jets
	55	11/24/77 at St. Louis

FEWEST RUSHING ATTEMPTS

Season	326	1967
Game	*8	1/8/95 at San Diego
	**9	1/20/85 vs. San Francisco
	9	9/7/86 at San Diego
	10	9/4/88 at Chicago
	10	12/2/90 at Washington

MOST RUSHING ATTEMPTS, OPPONENT

Season	557	1988
Game	*59	1/12/86 vs. New England
	54	9/4/88 at Chicago
	**52	1/30/83 vs. Washington
	*52	12/30/95 at Buffalo
	51	Five times, last 1989

FEWEST RUSHING ATTEMPTS, OPPONENT

Season	293	1982
Game	7	9/4/94 at Green Bay
	11	9/14/03 at N.Y. Jets
	12	10/10/70 at N.Y. Jets
	12	12/7/87 vs. N.Y. Jets
	12	10/28/90 at Indianapolis

HIGHEST RUSHING AVERAGE

Season	5.00	1971
	4.97	1973

LOWEST RUSHING AVERAGE

Season	3.13	1997
	3.27	1999

HIGHEST RUSHING AVERAGE, OPPONENT

Season	4.88	1968
--------	------	------

LOWEST RUSHING AVERAGE, OPPONENT

Season	3.29	2003
	3.52	1979

PASSING

MOST NET YARDS PASSING

Season	5,018	1984
Game	521	10/23/88 vs. N.Y. Jets
	456	9/4/94 vs. New England
	446	9/24/89 vs. N.Y. Jets
	442	10/1/95 at Cincinnati
	*435	1/6/85 vs. Pittsburgh
	435	9/21/86 at N.Y. Jets

FEWEST NET YARDS PASSING

Season	1,582	1973
Game	22	11/23/69 vs. Houston
	*26	12/30/73 vs. Oakland
	26	9/4/83 at Buffalo

MOST NET YARDS PASSING ALLOWED

Season	3,655	1996
Game	449	9/21/86 at N.Y. Jets
	427	10/1/67 at N.Y. Jets
	426	10/3/76 vs. Los Angeles
	426	11/27/88 at N.Y. Jets
	418	9/4/94 vs. New England

FEWEST NET YARDS PASSING ALLOWED

Season	1,290	1973
Game	1	10/21/73 vs. Buffalo
	11	11/5/79 vs. Houston
	13	12/12/82 at New England
	20	11/11/73 vs. Baltimore
	24	10/22/72 vs. Buffalo

MOST NET YARDS PASSING, BOTH TEAMS

Season	8,336	1986
Game	884	9/21/86 at N.Y. Jets

FEWEST NET YARDS PASSING, BOTH TEAMS

Season	2,341	1982
	2,872	1973

Game 72 12/12/82 at New England

MOST GROSS YARDS PASSING

Season 5,146 1984

Game 521 10/23/88 vs. N.Y. Jets
473 9/4/94 vs. New England
470 12/2/84 vs. L.A. Raiders
450 10/1/95 at Cincinnati
448 9/21/86 at N.Y. Jets

FEWEST GROSS YARDS PASSING

Season 1,675 1973

Game *34 12/30/73 vs. Oakland
46 9/4/83 at Buffalo
46 12/21/03 at Buffalo

MOST GROSS YARDS PASSING ALLOWED

Season 3,888 1996

Game 479 9/21/86 at N.Y. Jets
440 10/1/67 at N.Y. Jets
436 10/3/76 vs. Los Angeles
*433 1/2/82 vs. San Diego
433 11/27/88 at N.Y. Jets

FEWEST GROSS YARDS PASSING ALLOWED

Season 1,604 1973

Game 13 12/12/82 at New England
25 11/5/79 vs. Houston
35 12/9/73 at Baltimore
45 10/22/72 vs. Buffalo

MOST PASS ATTEMPTS

Season 645 1986

Game *66 12/30/95 at Buffalo
60 10/23/88 vs. N.Y. Jets
60 11/23/97 at New England
59 12/29/93 vs. Buffalo
58 9/28/86 vs. San Francisco

FEWEST PASS ATTEMPTS

Season 256 1973

Game *6 12/30/73 vs. Oakland
**7 1/13/74 vs. Minnesota
10 11/9/69 at Boston
10 11/22/73 at Dallas

MOST PASS ATTEMPTS, OPPONENT

Season 577 1994

Game 59 10/23/00 at N.Y. Jets (OT)
58 10/4/92 at Buffalo
56 11/18/84 at San Diego

FEWEST PASS ATTEMPTS, OPPONENT

Season 320 1973

Game 5 12/12/82 at New England

MOST PASS COMPLETIONS

Season 392 1986

Game 39 11/16/86 at Buffalo
38 11/23/97 at New England
35 12/2/84 vs. L.A. Raiders
35 9/28/86 vs. San Francisco
35 10/23/88 vs. N.Y. Jets
35 12/3/95 vs. Atlanta

FEWEST PASS COMPLETIONS

Season 133 1973

Game 3 10/15/73 at Cleveland
*3 12/30/73 vs. Oakland

MOST PASS COMPLETIONS, OPPONENT

Season 334 1994

Game 38 10/9/83 vs. Buffalo

37 11/18/84 at San Diego

FEWEST PASS COMPLETIONS, OPPONENT

Season 151 1973

Game 2 11/9/69 at Boston
2 12/12/82 at New England
4 11/14/76 at Pittsburgh

INTERCEPTIONS

MOST INTERCEPTIONS

Season 32 1978, 458 yards
Game 6 12/3/73 vs. Pittsburgh
6 10/19/75 at N.Y. Jets
6 9/10/78 at Baltimore
6 11/21/82 at Buffalo
6 10/16/83 at N.Y. Jets
6 12/6/98 at Oakland

FEWEST INTERCEPTIONS

Season 10 1997, 92 yards
11 1976, 144 yards

MOST INTERCEPTIONS, OPPONENT

Season 32 1966, 370 yards
Game 6 11/13/66 at Kansas City

FEWEST INTERCEPTIONS, OPPONENT

Season 10 1971, 166 yards

MOST INTERCEPTION RETURN YARDS

Season 522 1966
Game 218 10/4/92 at Buffalo

FEWEST INTERCEPTION RETURN YARDS

Season 92 1997
124 1977

MOST INTERCEPTION RETURN YARDS, OPPONENT

Season 596 1969
Game 160 11/23/97 at New England
151 12/2/84 vs. L.A. Raiders
151 11/18/01 vs. N.Y. Jets

FEWEST INTERCEPTION RETURN YARDS, OPPONENT

Season 96 1982

PENALTIES

MOST PENALTIES

Season 115 2000, 920 yards
111 1996, 852 yards
111 1999, 936 yards
Game 14 10/1/95 at Cincinnati
14 11/3/96 at New England
13 11/26/95 at Indianapolis
13 10/27/97 vs. Chicago (OT)
13 10/17/99 at New England
13 10/23/00 at N.Y. Jets (OT)

MOST YARDS PENALIZED

Season 936 1999, on 111
Game 149 10/12/03 at Jacksonville
143 10/1/95 at Cincinnati
135 10/3/70 vs. Oakland
132 10/23/88 vs. N.Y. Jets

128 9/9/01 at Tennessee

FEWEST PENALTIES

Season	48	1968, 485 yards
Game	0	12/23/67 vs. Houston
	0	12/8/68 vs. Boston
	0	9/29/91 at N.Y. Jets
	*0	1/10/93 vs. San Diego
	0	12/21/98 vs. Denver

FEWEST YARDS PENALIZED

Season	416	1973, on 52
Game	0	12/23/67 vs. Houston
	0	12/8/68 vs. Boston
	0	9/29/91 at N.Y. Jets
	*0	1/10/93 vs. San Diego
	0	12/21/98 vs. Denver

MOST PENALTIES, OPPONENT

Season	108	1980, 923 yards
Game	19	12/22/85 vs. Buffalo
	17	10/18/87 at N.Y. Jets
	15	10/11/69 vs. San Diego
	15	10/9/83 vs. Buffalo

MOST YARDS PENALIZED, OPPONENT

Season	923	1980, on 108
Game	156	9/20/69 at Oakland
	144	11/5/67 at Buffalo
	126	11/15/87 vs. Indianapolis

FEWEST PENALTIES, OPPONENT

Season	59	1967, 691 yards
Game	1	12 times, last 11/18/01 vs. N.Y. Jets

FEWEST YARDS PENALIZED, OPPONENT

Season	525	1974, on 67
Game	5	Five times, last 12/22/86 vs. New England

MOST PENALTIES, BOTH TEAMS

Season	209	1996, 1,638 yards
	209	2002, 1,685 yards
Game	26	12/22/85 vs. Buffalo
	23	11/10/85 vs. N.Y. Jets
	22	10/18/87 at N.Y. Jets
	22	12/1/96 at Oakland

MOST YARDS PENALIZED, BOTH TEAMS

Season	1,739	1998, on 203
	1,713	2000, on 201
Game	230	10/3/70 vs. Oakland
	227	11/30/69 vs. Boston (at Tampa)

FEWEST PENALTIES, BOTH TEAMS

Season	112	1967, 1,181 yards
Game	2	12/23/67 vs. Houston
	2	11/11/73 vs. Baltimore
	2	12/12/82 at New England

FEWEST YARDS PENALIZED, BOTH TEAMS

Season	1,032	1973, on 113
Game	10	11/11/73 vs. Baltimore
	10	12/12/82 at New England
	20	12/8/68 vs. Boston

PUNTING

MOST PUNTS

Season	97	1998
Game	11	12/7/03 at New England

MOST PUNT YARDS

Season	4,064	1998, 41.9 average
Game	483	9/9/66 vs. N.Y. Jets

FEWEST PUNTS

Season	35	1982
Game	0	9/23/79 vs. Chicago
	0	10/12/86 vs. Buffalo
	0	12/12/88 vs. Cleveland
	0	12/28/03 vs. N.Y. Jets

MOST PUNTS, OPPONENT

Season	90	1983
Game	11	11/11/73 vs. Baltimore
	11	12/7/03 at New England

MOST PUNT YARDS OPPONENT

Season	3,986	1998, 45.3 average
Game	475	9/20/98 vs. Pittsburgh

FEWEST PUNTS, OPPONENT

Season	40	1982
Game	0	12/17/67 vs. Boston
	0	9/21/97 at Tampa Bay
	1	14 times, last 10/12/03 at Jacksonville

MOST PUNTS, BOTH TEAMS

Season	185	1998
Game	22	12/7/03 at New England

FEWEST PUNTS, BOTH TEAMS

Season	75	1982
Game	1	10/12/86 vs. Buffalo
	2	9/23/79 vs. Chicago
	2	12/12/88 vs. Cleveland

HIGHEST PUNTING AVERAGE

Season	46.3	1996, 78 punts
x-Game	58.5	9/28/86 vs. San Francisco

HIGHEST PUNTING AVERAGE, OPPONENT

Season	45.3	1998, 88 punts
x-Game	55.5	9/28/68 vs. Kansas City

x-minimum 4 punts

PUNT RETURNS

MOST PUNT RETURNS

Season	55	1983, 581 yards
Game	7	10/19/69 at Kansas City

MOST PUNT RETURN YARDS

Season	581	1983, 55 returns
Game	123	10/19/69 at Kansas City
	123	12/13/93 vs. Pittsburgh

MOST PUNT RETURNS, OPPONENT

Season	45	1981, 286 yards
Game	8	9/9/66 vs. N.Y. Jets

MOST PUNT RETURN YARDS, OPPONENT

Season	424	1999, 42 returns
Game	115	10/12/80 at New England
	110	11/1/70 at Baltimore

KICKOFF RETURNS

MOST KICKOFF RETURNS

Season	72	1999, 1,713 yards
Game	9	9/18/66 at Buffalo

9 9/7/86 at San Diego
 *9 1/15/00 at Jacksonville

MOST KICKOFF RETURN YARDS

Season 1,713 1999, 72 returns
 Game 245 12/5/71 at New England
 229 11/13/66 at Kansas City

MOST KICKOFF RETURNS, OPPONENT

Season 70 1978, 1,459 yards
 Game 9 11/24/77 at St. Louis

MOST KICKOFF RETURN YARDS, OPPONENT

Season 1,549 1975, 65 returns
 1,549 1994, 66 returns
 Game 251 12/12/94 vs. Kansas City
 207 9/17/67 vs. Denver
 200 11/24/77 at St. Louis

SACKS

MOST SACKS

Season 49 1983, 363 yards
 48 2000, 270 yards
 47 2002, 327 yards
 45 1973, 314 yards
 45 1990, 348 yards
 45 1998, 270 yards
 Game 9-59 10/21/73 vs. Buffalo
 8-61 9/20/81 at Houston
 8-57 9/13/98 vs. Buffalo
 8-47 12/6/98 at Oakland

FEWEST SACKS

Season 16 1966, 180 yards

MOST SACKS, OPPONENT

Season 53 1969, 481 yards
 52 1968, 441 yards
 Game 9-53 10/17/99 at New England
 8-83 11/16/69 at Buffalo
 8-80 9/20/70 at Boston

FEWEST SACKS, OPPONENT

Season 7 1988, 41 yards
 10 1989, 86 yards
 11 1982, 87 yards
 13 1973, 93 yards
 13 1987, 101 yards

MOST CONSECUTIVE GAMES WITH NO SACKS ALLOWED

19 5th through 16th in 1988 and 1st through 7th in 1989

MOST SACKS, BOTH TEAMS

Season 78 1969, 689 yards

FEWEST SACKS, BOTH TEAMS

Season 31 1988, 208 yards

FUMBLES

MOST FUMBLES

Season 37 1986, 1987
 Game 7 10/6/96 vs. Seattle
 6 11/26/89 vs. Pittsburgh
 *6 1/15/00 at Jacksonville

MOST FUMBLES LOST

Season 19 2001

Game 5-5 9/25/83 vs. Kansas City
 *6-5 1/15/00 at Jacksonville
 5-4 11/15/70 vs. New Orleans
 *5-4 1/12/86 vs. New England
 4-4 9/7/86 at San Diego
 5-4 10/18/90 vs. New England
 4-4 12/27/98 at Atlanta

FEWEST FUMBLES

Season 12 2000

MOST FUMBLES, OPPONENT

Season 39 1983
 Game 7 11/7/71 vs. Buffalo
 7 9/18/77 at Buffalo
 7 10/23/83 at Baltimore
 7 12/4/94 vs. Buffalo

MOST FUMBLES LOST, OPPONENT

Season 21 1971, 1978

TAKEAWAY/GIVEAWAY

BEST RATIO

Season +23 1978, 53 TAs, 30 GAs
 +18 1972, 46 TAs, 28 GAs
 +17 1983, 44 TAs, 27 GAs
 +15 2000, 41 TAs, 26 GAs
 +12 1996, 36 TAs, 24 GAs

WORST RATIO

Season -18 1989, 23 TAs, 41 GAs
 -11 1969, 31 TAs, 42 GAs
 -10 1986, 31 TAs, 42 GAs
 -10 2001, 28 TAs, 38 GAs
 -8 1967, 36 TAs, 44 GAs

MOST TAKEAWAYS

Season 53 1978, 21 FRs, 32 INTs
 46 1966, 15 FRs, 31 INTs
 46 1972, 20 FRs, 26 INTs
 45 1980, 17 FRs, 28 INTs
 44 1983, 18 FRs, 26 INTs

FEWEST TAKEAWAYS

Season 21 1991, 9 FRs, 12 INTs
 23 1989, 8 FRs, 15 INTs
 27 Five times, last 1997

MOST TAKEAWAYS, OPPONENT

Season 44 1967, 16 FRs, 28 INTs
 42 1966, 10 FRs, 32 INTs
 42 1969, 13 FRs, 29 INTs
 42 1980, 16 FRs, 26 INTs
 41 Two times, last 1989

FEWEST TAKEAWAYS, OPPONENT

Season 20 1997, 8 FRs, 12 INTs
 23 1971, 13 FRs, 10 INTs
 23 1976, 8 FRs, 15 INTs
 23 1982, 10 FRs, 13 INTs
 24 1996, 13 FRs, 11 INTs

ALL-TIME LEADERS

(**Boldface** indicates active player)

RUSHING

PLAYER	YEARS	NO.	YDS.	AVG.	LG	TD
1. Larry Csonka	1968-74, 1979	1506	6737	4.5	54t	53
2. Mercury Morris	1969-75	754	3877	5.1	70t	29
3. Jim Kiick	1968-74	997	3644	3.7	56	28
4. Tony Nathan	1979-87	732	3543	4.8	46	16
5. Ricky Williams	2002-03	775	3225	4.2	63t	25
6. Karim Abdul-Jabbar	1996-99	888	3063	3.4	45	33
7. Mark Higgs	1990-94	702	2648	3.8	31	14
8. Delvin Williams	1978-80	643	2632	4.1	65	13
9. Andra Franklin	1981-84	622	2232	3.6	29	22
10. Benny Malone	1974-78	503	2129	4.2	66t	16
11. Lamar Smith	2000-01	622	2107	3.4	68t	20
12. Bernie Parmalee	1992-98	513	1959	3.8	47t	15
13. Lorenzo Hampton	1985-89	500	1949	3.9	54t	22
14. Sammie Smith	1989-91	509	1787	3.5	33	15
15. Woody Bennett	1980-88	424	1761	4.2	27	10
16. Don Nottingham	1973-77	365	1524	4.2	56	25
17. Norm Bulaich	1975-79	340	1498	4.4	63	17
18. Gary Davis	1976-79	318	1389	4.4	65t	7
19. Troy Stradford	1987-90	343	1332	3.9	51	10
20. Ron Davenport	1985-89	274	1127	4.1	64	13
21. Terry Kirby	1993-95	287	1037	3.6	38	9
22. Bob Griese	1967-80	261	994	3.8	35	7
23. Irving Spikes	1994-97	252	934	3.7	49	8
24. Leroy Harris	1977-78	214	929	4.3	77t	6
25. Jay Fiedler	2000-03	189	775	4.1	30	11
26. David Woodley	1980-83	173	771	4.5	29	9
27. J.J. Johnson	1999-01	219	748	3.4	34	5
28. Travis Minor	2001-03	144	654	4.5	56t	5
29. Joe Carter	1984-86	118	589	5.0	35	1
30. Stan Mitchell	1966-70	173	548	3.1	30	4
31. Joe Auer	1966-67	165	544	3.3	41	5
32. Marc Logan	1989-91	140	523	3.7	17	2
33. John Avery	1998-99	143	503	3.5	44	2
34. Bobby Humphrey	1992	102	471	4.6	21	1
35. Hubert Ginn	1970-75	101	415	4.1	46	3
36. Cecil Collins	1999	131	414	3.2	25t	2
37. David Overstreet	1983	85	392	4.6	44	1
38. Keith Byars	1993-96	98	377	3.8	77t	6
39. Sam Price	1966-68	82	313	3.8	38	1
40. Abner Haynes	1967	56	274	4.9	65t	2
41. Cookie Gilchrist	1966	72	262	3.6	22	0
42. Terry Robiskie	1980-81	78	250	3.2	36	2
43. Nat Moore	1974-86	40	248	6.2	36	1
44. Steve Howell	1979-81	68	235	3.4	23	1
45. Billy Joe	1966	71	232	3.3	14	0
46. Charles Leigh	1971-73	48	228	4.8	34t	1
47. Tom Vigorito	1981-85	54	215	4.0	30t	2
Stan Winfrey	1975-77	55	215	3.9	13	1
49. Stanley Pritchett	1996-99	63	211	3.3	25	2
50. Eddie Hill	1981-84	52	209	4.0	24	1
51. Autry Denson	1999-00	59	206	3.5	20	0
52. Ronald Scott	1987	47	199	4.2	24	3
53. Jack Harper	1967-68	41	197	4.8	37	1
54. Freddie Solomon	1975-77	14	190	13.6	59t	1
55. Jerris McPhail	1996-97	23	174	7.6	71t	1
56. James McKnight	2001-03	15	172	11.5	68t	1
57. Paul Warfield	1970-74	16	166	10.4	39	0

	PLAYER	YEARS	NO.	YDS.	AVG.	LG	TD
58.	Larry Seiple	1967-77	16	159	9.9	34	0
	Pete Johnson	1984	68	159	2.3	9	9
60.	Jim Jensen	1981-92	26	142	5.5	23	0
61.	George Wilson	1966	27	137	5.1	37	0
62.	Thurman Thomas	2000	28	136	4.9	25	0
63.	Rick Casares	1966	43	135	3.1	10	0
64.	Ray Lucas	2001-02	44	132	3.0	17	3
65.	Tony Paige	1990-92	49	131	2.7	11	3
66.	Damon Huard	1997-00	28	124	4.4	25	0
67.	Earl Morrall	1972-76	23	120	5.2	31t	1
68.	Aaron Craver	1991-94	29	110	3.8	19	1
69.	Gene Milton	1968-69	9	108	12.0	34	0
	Mark Clayton	1983-92	14	108	7.7	30	0
71.	Robert Edwards	2002	20	107	5.4	19	1
72.	Scott Secules	1989-91	16	103	6.4	17	1
73.	Scott Mitchell	1990-93	29	99	3.4	32	0
74.	Kyle Mackey	1987	17	98	5.8	17	2
75.	Chris Chambers	2001-03	11	97	8.8	45	0
76.	Rob Konrad	1999-03	36	96	2.7	18t	1
77.	Dan Marino	1983-99	301	87	0.3	15	9
78.	George Chesser	1966-67	18	77	4.3	19	0
79.	Frank Jackson	1966-67	3	70	23.3	48	0
80.	Larry Izzo	1996-00	2	65	32.5	39	0
81.	Bob Torrey	1979	13	61	4.7	17	1
82.	Clarence Bailey	1987	10	55	5.5	13	0
83.	O.J. McDuffie	1993-01	15	49	3.3	12	0
84.	Jim Braxton	1978	20	48	2.4	15	2
85.	Nick Giaquinto	1980-81	8	47	5.9	20	0
86.	Mark Konecny	1987	6	46	7.7	19	0
87.	John Tagliaferri	1987	13	45	3.5	7	1
88.	Lawrence Phillips	1997	18	44	2.4	8	0
89.	Bernie Kosar	1994-96	9	42	4.7	17	1
90.	Rickey Isom	1987	9	41	4.6	8	1
	Rick Norton	1966-69	19	41	2.2	13	0
92.	James Saxon	1992-94	17	36	2.1	9	0
93.	Duriel Harris	1976-83, 1985	3	33	11.0	20	0
94.	Rich Diana	1982	8	31	3.9	7	0
95.	Matt Turk	2000-01, 2003	3	30	10.0	23	0
96.	Tom Brown	1987-89	16	29	1.8	6	0
97.	John Stofa	1966-67, 1969-70	7	24	3.4	14	1
	Craig Erickson	1996-98	15	24	1.6	12	0
99.	Dedric Ward	2001-02	2	21	10.5	16	0
	Joe Cribbs	1988	5	21	4.2	11	0
101.	Don Strock	1974-87	51	20	0.4	18	2
102.	Brian Griese	2003	5	15	3.0	9	0
103.	Garrett Limbrick	1990	5	14	2.8	05	0
104.	Tom Orosz	1981-82	1	13	13.0	13	0
	Gary Tucker	1968	4	13	3.3	7	0
106.	Marlin Briscoe	1972-74	3	12	4.0	17	0
	Charles Jordan	1996-98	3	12	4.0	16	0
	Ron Moore	1998	4	12	3.0	4	0
109.	Terry Anderson	1977-78	1	11	11.0	11	0
	Terry Cole	1971	3	11	3.7	4	0
	Cleveland Gary	1994	7	11	1.6	4	0
112.	Nuu Faaola	1989	2	10	5.0	5	0
	Pete Roth	1987	3	10	3.3	9	0
114.	Randy McMichael	2002-03	1	8	8.0	8	0
115.	Jimmy Hines	1969	1	7	7.0	7	0
	Hendrick Lusk	1998	1	7	7.0	7	0
	John Kidd	1994-97	2	7	3.5	4	0
118.	Todd Doxzon	1998	2	6	3.0	3	0
	Craig Ellis	1986	3	6	2.0	2	0
	Tony Martin	1989-93, 1999-00	4	6	1.5	8	0
	Dick Wood	1966	5	6	1.2	7	1
122.	Don Testerman	1980	1	5	5.0	5	0

	PLAYER	YEARS	NO.	YDS.	AVG.	LG	TD
	Robert Wilson	1994-96	2	5	2.5	5	0
124.	Nate Jacquet	1998-99	1	4	4.0	4	0
125.	Fred Banks	1987-93	1	3	3.0	3	0
	Roosevelt Potts	1997	1	3	3.0	3	0
	Leslie Shepherd	2000	4	3	0.8	14	0
128.	Bruce Hardy	1978-89	1	2	2.0	2	0
	Ray Nealy	1997	1	2	2.0	2	0
130.	Jim Del Gaizo	1972, 1975	1	0	0.0	0	0
	Kim Hammond	1968	1	0	0.0	0	0
	Clayton Heath	1976	1	0	0.0	0	0
	Barry Pryor	1969-70	2	0	0.0	0	0
134.	Doug Pederson	1993	2	-1	-0.5	0	0
135.	Bert Emanuel	2000	3	-2	-0.7	0	0
	Scott Zolak	1999	2	-2	-1.0	-1	0
	Obafemi Ayanbadejo	2003	1	-2	-2.0	-2	0
	Guy Benjamin	1978-79	1	-2	-2.0	-2	0
	Mike Michel	1977	1	-2	-2.0	-2	0
	Doug Moreau	1966-69	1	-2	-2.0	-2	0
141.	Jack Clancy	1967-69	3	-4	-1.3	2	0
	Irving Fryar	1993-95	3	-4	-1.3	2	0
	Steve DeBerg	1993	4	-4	-1.0	-1	0
144.	Olindo Mare	1997-03	1	-5	-5.0	-5	0
145.	George Roberts	1978-80	1	-7	-7.0	-7	0
146.	Reggie Roby	1983-92	5	-8	-1.6	0	0
147.	George Mira	1971	6	-9	-1.5	0	0
148.	Sage Rosenfels	2002-03	3	-10	-3.3	-1	0
	Mark Duper	1982-92	1	-10	-10.0	-10	0
150.	Ferrell Edmunds	1988-92	2	-11	-5.5	-4	0
151.	Karl Noonan	1966-71	2	-20	-10.0	-9	0

PASSING

	PLAYER	YEARS	ATT.	COMP.	YDS.	PCT.	TD	INT	RATE
1.	Dan Marino	1983-99	8358	4967	61361	59.4	420	252	86.4
2.	Bob Griese	1967-80	3429	1926	25092	56.2	192	172	77.1
3.	Jay Fiedler	2000-03	1413	835	9854	59.1	59	55	78.1
4.	David Woodley	1980-83	961	508	5928	52.9	34	42	65.4
5.	Don Strock	1974-87	688	388	4613	56.4	39	37	73.5
6.	Earl Morrall	1972-76	284	153	2335	53.9	17	17	76.2
7.	Scott Mitchell	1990-93	241	135	1805	56.0	12	9	81.0
8.	Rick Norton	1966-69	377	156	1751	41.4	6	30	28.1
9.	Damon Huard	1997-00	288	170	1691	59.0	9	8	74.6
10.	Steve DeBerg	1993	188	113	1521	60.1	6	7	81.0
11.	Ray Lucas	2001-02	163	94	1090	57.7	4	6	70.8
12.	Dick Wood	1966	230	83	989	36.1	4	14	30.5
13.	Bernie Kosar	1994-96	152	105	987	69.1	5	6	74.7
14.	Craig Erickson	1996-98	127	68	945	53.5	4	3	78.4
15.	Brian Griese	2003	130	74	813	56.9	5	6	69.2
16.	John Stofa	1966-67, 1969-70	135	61	862	45.2	7	6	65.1
17.	George Wilson, Jr.	1966	112	46	764	41.1	5	10	42.4
18.	Kyle Mackey	1987	109	57	604	52.3	3	5	58.8
19.	Scott Secules	1989-92	70	33	393	47.1	2	5	68.3
20.	Jim Del Gaizo	1972, 1975	9	5	165	55.6	2	1	100.5
21.	George Mira	1971	30	11	159	36.7	1	1	51.9
22.	Ron Jaworski	1987-88	14	9	123	64.3	1	0	116.1
23.	Guy Benjamin	1978-79	12	9	119	75.0	1	1	99.0
24.	Kim Hammond	1968	26	13	116	50.0	0	2	30.3
25.	Jim Jensen	1981-92	7	4	102	57.1	2	0	141.4
26.	Marlin Briscoe	1972-74	3	3	72	1.000	0	0	118.8
27.	Larry Seiple	1967-77	3	3	69	1.000	0	0	118.8
28.	Tony Nathan	1979-87	8	4	61	50.0	1	0	115.1
29.	Sage Rosenfels	2002-03	9	4	50	44.4	1	0	99.3
30.	Mark Clayton	1983-92	2	1	48	50.0	1	0	135.4
31.	Doug Pederson	1993	8	4	41	50.0	0	0	65.1
32.	Terry Kirby	1993-95	1	1	31	100.0	1	0	158.3

	PLAYER	YEARS	ATT.	COMP.	YDS.	PCT.	TD	INT	RATE
33.	Jim Kiick	1968-74	2	1	25	50.0	0	0	95.8
34.	Jack Clancy	1967-69	1	1	17	1,000	0	0	118.8
35.	Eddie Hill	1981-84	1	1	14	1,000	0	0	118.8
36.	Keith Byars	1993-96	2	1	11	50.0	1	0	106.3
	Archie Roberts	1967	10	5	11	50.0	0	1	52.3
38.	Scott Stankavage	1987	7	4	8	57.1	0	1	22.6
39.	Troy Stradford	1987-90	2	1	6	50.0	0	0	56.3
40.	Bruce Hardy	1978-89	1	0	0	0.0	0	0	39.6
	Booth Lusteg	1967	1	0	0	0.0	0	0	39.6
	Tony Martin	1989-93, 1999-00	1	0	0	0.0	0	0	39.6
	Dan McGwire	1995	1	0	0	0.0	0	0	39.6
	Nat Moore	1978-89	1	0	0	0.0	0	0	39.6
	Lamar Smith	2000-01	1	0	0	0.0	0	0	39.6
	Freddie Solomon	1975-77	1	0	0	0.0	0	0	39.6
	Delvin Williams	1978-80	3	0	0	0.0	0	0	39.6
	Scott Zolak	1999	4	0	0	0.0	0	0	39.6

RECEIVING

	PLAYER	YEARS	NO.	YDS.	AVG.	LG	TD
1.	Mark Clayton	1983-92	550	8643	15.7	78t	81
2.	Mark Duper	1982-92	511	8869	17.4	85t	59
3.	Nat Moore	1974-86	510	7547	14.8	79t	74
4.	O.J. McDuffie	1993-01	415	5074	12.2	61t	29
5.	Tony Nathan	1979-87	383	3592	9.4	73	16
6.	Durriel Harris	1976-83, 1985	269	4534	16.9	64t	18
7.	Bruce Hardy	1978-89	256	2455	9.6	31	25
8.	Jim Jensen	1981-92	229	2171	9.5	31	19
9.	Oronde Gadsden	1998-03	227	3252	14.3	62	22
10.	Jim Kiick	1968-74	221	2210	10.0	53t	3
11.	Howard Twilley	1966-76	212	3064	14.5	44	23
12.	Tony Martin	1989-93, 1999-00	202	3152	15.6	80t	14
13.	Irving Fryar	1993-95	199	3190	16.0	67t	20
14.	Keith Byars	1993-96	166	1433	8.6	34	10
15.	Chris Chambers	2001-03	164	2580	15.7	74t	21
16.	Troy Stradford	1987-90	159	1373	8.6	36	2
17.	Paul Warfield	1970-74	156	3355	21.5	86t	33
18.	Terry Kirby	1993-95	155	1646	10.6	47	6
19.	Keith Jackson	1992-94	146	1880	12.9	57t	18
20.	Bernie Parmalee	1992-98	144	1306	9.1	35	3
21.	Tony Paige	1990-92	140	1115	8.0	30	6
22.	Karl Noonan	1966-71	136	1808	13.2	51t	17
23.	Troy Drayton	1996-99	127	1511	11.9	51	8
24.	Lorenzo Hampton	1985-89	123	954	7.8	39t	6
25.	Jim Mandich	1970-77	121	1406	11.6	44	23
26.	Ferrell Edmunds	1988-92	117	1612	13.8	80t	10
27.	Joe Rose	1980-85	112	1493	13.3	50	13
28.	Norm Bulaich	1975-79	109	751	6.9	59t	6
29.	James McKnight	2001-03	107	1497	14.0	80t	7
30.	Rob Konrad	1999-03	103	785	7.6	25	5
31.	Fred Banks	1987-93	99	1555	15.7	61	8
32.	Stanley Pritchett	1996-99	98	798	8.1	74t	6
33.	Ricky Williams	2002-03	97	714	7.4	59	2
34.	Dan Johnson	1983-87	94	1012	10.8	61t	16
35.	Jimmy Cefalo	1978-84	93	1739	18.7	69t	13
	Ron Davenport	1985-89	93	801	8.6	29	4
37.	Larry Csonka	1968-74, 1979	91	688	7.6	65	4
38.	Mark Ingram	1993-94	88	1213	13.8	77t	12
	Jack Clancy	1967-69	88	1157	13.1	50	3
	Randy McMichael	2002-03	88	1083	12.3	46	6
41.	Lamar Thomas	1996-00	81	1171	14.5	56t	8
42.	Karim Abdul-Jabbar	1996-99	77	527	6.8	36t	1
43.	Gary Davis	1976-79	74	592	8.0	34	1
44.	Doug Moreau	1966-69	73	926	12.7	43	6
45.	Larry Seiple	1967-77	72	935	13.0	41t	7

	PLAYER	YEARS	NO.	YDS.	AVG.	LG	TD
46.	Delvin Williams	1978-80	70	574	8.2	42	1
47.	Andre Tillman	1975-78	66	757	11.5	37t	6
48.	Freddie Solomon	1975-77	61	973	16.0	58t	5
	Lamar Smith	2000-01	61	435	7.1	65t	4
50.	Tom Vigorito	1981-85	59	439	7.4	31t	2
51.	James Pruitt	1986-88, 1990-91	58	942	16.2	37	8
52.	Marlin Briscoe	1972-74	57	858	15.1	53	7
53.	Jerris McPhail	1996-97	54	544	10.1	52	1
	Bobby Humphrey	1992	54	507	9.4	26	1
55.	Fred Barnett	1996-97	53	728	13.7	66	4
	Marv Fleming	1970-74	48	523	10.9	36	4
57.	Mercury Morris	1969-75	46	491	10.7	50	1
58.	Eric Green	1995	43	499	11.6	31t	3
59.	Stan Mitchell	1966-70	42	533	12.6	48	5
60.	Joe Auer	1966-67	40	481	12.0	68t	6
	Dedric Ward	2001-02	40	381	9.5	22	0
	Ed Perry	1997-03	39	308	7.9	46	2
	Woody Bennett	1980-89	39	295	7.6	27	3
64.	Gary Clark	1995	37	525	14.2	42t	2
	Mark Higgs	1990-94	37	294	7.9	21	0
66.	Charles Jordan	1996-98	36	640	17.8	44t	3
67.	Leslie Shepherd	2000	35	446	12.7	46t	4
68.	Jed Weaver	2000-02	34	469	13.8	41	5
69.	Randal Hill	1991, 1995-96	33	669	20.3	61	4
	Travis Minor	2001-03	33	276	8.4	29	1
71.	Sammie Smith	1989-91	32	310	9.7	53t	1
	Aaron Craver	1991-94	32	304	9.5	28	0
	Leroy Harris	1977-78	32	240	7.5	57	0
	James Saxon	1992-94	32	192	6.0	25	0
75.	Nick Giaquinto	1980-81	31	230	7.4	25	2
76.	Greg Baty	1990-94	30	377	12.6	32	4
	J.J. Johnson	1999-01	29	182	6.3	17	0
78.	Andre Brown	1989-90	27	459	17.0	48t	5
	Dave Kocourek	1966	27	320	11.9	43	2
80.	Bo Roberson	1966	26	519	20.0	80t	2
	Derrius Thompson	2003	26	359	13.8	31	0
82.	Frank Jackson	1966-67	25	439	17.6	48	3
	Don Nottingham	1973-77	25	213	8.5	29	0
	Ronnie Lee	1979-82, 1984-89	25	167	6.7	41	3
85.	Irving Spikes	1994-97	24	185	7.7	24	2
86.	Gene Milton	1968-69	21	322	15.3	49	1
	Mike Williams	1992-95	21	292	13.9	29	0
	Scott Miller	1991-96	21	274	13.0	27	1
89.	Scott Schwedes	1987-90	19	370	19.5	65t	2
	Brett Perriman	1997	19	309	16.3	26	1
91.	Otto Stowe	1971-72	18	344	19.1	49	3
	Yatil Green	1997-99	18	234	13.0	27	0
	Autry Denson	1999-00	18	133	7.4	28	0
	Robert Edwards	2002	18	126	7.0	14	1
	Hunter Goodwin	1999-01	18	118	6.6	14	1
	Eddie Hill	1981-84	18	106	5.9	16	1
97.	Benny Malone	1974-78	17	234	13.8	43	0
98.	Billy Joe	1966	16	317	19.8	67	2
	Thurman Thomas	2000	16	117	7.3	15	1
	Abner Haynes	1967	16	100	6.3	22	0
101.	Tom Brown	1987-89	14	123	8.8	23	0
102.	Cookie Gilchrist	1966	13	116	8.9	22	1
	Terry Robiskie	1980-81	13	60	4.6	15	0
104.	John Tagliaferri	1987	12	117	9.8	27	0
	Marc Logan	1989-91	12	88	7.3	12	0
	Obafemi Ayanbadejo	2003	12	53	4.4	12	0
107.	Jack Harper	1967-68	11	212	19.3	40	3
	John Roderick	1966	11	156	14.2	64	1
	Jim Cox	1968	11	147	13.4	30	0
	Joe Carter	1984-86	11	66	6.0	15	0

	PLAYER	YEARS	NO.	YDS.	AVG.	LG	TD
111.	Preston Carpenter	1966	10	127	12.7	42	0
	Sam Price	1966-68	10	70	7.0	27	1
	John Avery	1998-99	10	67	6.7	19t	1
114.	Nate Jacquet	1998-99	9	140	15.6	29	0
	Leland Douglas	1987	9	92	10.2	17	1
	Hubert Ginn	1970-75	9	49	5.4	23	0
117.	Jeff Ogden	2000-01	8	97	12.1	18	1
	Cris Carter	2002	8	66	8.3	15	1
	Lawrence Sampleton	1987	8	64	8.0	19	0
	Steve Howell	1979-81	8	61	7.6	13	0
	David Overstreet	1983	8	55	6.9	20	2
	Rick Casares	1966	8	45	5.6	20	1
123.	Bert Emanuel	2000	7	132	18.9	53t	1
	Donald Lee	2003	7	110	15.7	25	1
	Eddie Chavis	1987	7	108	15.4	27	0
	Loaird McCreary	1976-78	7	88	12.6	30	3
	Brian Manning	1997	7	85	12.1	21	0
	Bill Cronin	1966	7	83	11.9	21	1
	Willie Richardson	1970	7	67	9.6	27	1
130.	Vince Hefflin	1982-85	6	98	16.3	46t	1
	Stan Winfrey	1975-77	6	55	9.2	16	1
	David Lewis	1987	6	53	8.8	22	1
	Cecil Collins	1999	6	32	5.3	12	0
	Andra Franklin	1981-84	6	15	2.5	6	1
135.	Damon Reilly	1987	5	70	14.0	20	0
	Ronnie Williams	1993-95	5	54	10.8	17	0
137.	Mel Baker	1974	4	121	30.0	46t	2
	Elmer Bailey	1980-81	4	105	26.3	39	0
	Brett Carolan	1996	4	48	12.0	21	1
	Jim Braxton	1978	4	47	11.8	19	0
	Tom Boutwell	1969	4	29	7.3	12	0
	Garrett Limbrick	1990	4	23	5.8	9	0
	Charles Leigh	1971-73	4	9	2.3	7	0
144.	Robert Clark	1992	3	59	19.7	45	0
	Gene Mingo	1966-67	3	40	13.3	9	0
	Bill Darnall	1968-69	3	38	12.7	13	0
	Roosevelt Potts	1997	3	27	9.0	13	0
	Robert Wilson	1994-96	3	8	2.7	3t	1
149.	Kendall Newson	2003	2	55	27.5	37	0
	Ron Sellers	1973	2	54	27.0	42	0
	Mike Caterbone	1987	2	46	23.0	30	0
	Desmond Clark	2002	2	42	21.0	26	0
	Jim Mertens	1969	2	26	13.0	15	0
	Jimmy Hines	1969	2	23	11.5	22	0
	Rich Diana	1982	2	21	10.5	13	0
	David Woodley	1980-83	2	21	10.5	15t	1
	Cleveland Gary	1994	2	19	9.5	11	0
	Kevin McKenzie	1999	2	18	9.0	13	0
	Charles Henry	1991	2	17	8.5	9	0
	Brian Kinchen	1988-90	2	15	7.5	12	0
	Deon Dyer	2000-02	2	14	7.0	13	0
	Willie Smith	1987	2	13	6.5	8	1
	Ronald Scott	1987	2	7	3.5	5	0
	Bob Torrey	1979	2	3	1.5	8	0
	Barry Pryor	1969-70	2	-3	-1.5	0	0
166.	Bo Rather	1973, 1978	1	39	39.0	39	0
	Wes Matthews	1966	1	20	20.0	20	0
	Tom Beier	1967, 1969	1	19	19.0	19	0
	Robert Baker	1999-02	1	17	17.0	17	0
	Mike Holmes	1976	1	11	11.0	11	0
	Ricky Isom	1987	1	11	11.0	11	0
	Keith Sims	1990-97	1	9	9.0	9	0
	Dick Anderson	1968-77	1	8	8.0	8	0
	Nuu Faaola	1989	1	8	8.0	8	0
	Vern Den Herder	1971-81	1	7	7.0	7t	1
	Lawrence Phillips	1997	1	6	6.0	6	0

PLAYER	YEARS	NO.	YDS.	AVG.	LG	TD
George Farmer	1987	1	5	5.0	5	0
George Chesser	1966-67	1	4	4.0	4	0
Dewayne Dotson	1994-95, 1997	1	4	4.0	4	0
Frank Wainright	1995-98	1	2	2.0	2t	1
Ron Moore	1998	1	1	1.0	1	0
Damon Huard	1997-00	1	0	0.0	0	0
Dan Marino	1983-99	1	-6	-6.0	-6	0

SCORING

PLAYER	YEARS	TD	TDR	TDP	TDRT	FG	PAT	PTS.
1. Garo Yepremian	1970-78	0	0	0	0	165	335	830
2. Olindo Mare	1997-03	0	0	0	0	182	240	786
3. Pete Stoyanovich	1989-95	0	0	0	0	176	246	774
4. Uwe von Schamann	1979-84	0	0	0	0	101	237	540
5. Mark Clayton	1983-92	82	0	81	1	0	0	492
6. Nat Moore	1974-86	75	1	74	0	0	0	450
7. Mark Duper	1982-92	59	0	59	0	0	0	354
8. Larry Csonka	1968-74, 1979	57	53	4	0	0	0	342
9. Fuad Reveiz	1985-88	0	0	0	0	53	161	320
10. Karim Abdul-Jabbar	1996-99	34	33	1	0	0	0	204
11. Mercury Morris	1969-75	33	29	1	3	0	0	198
Tony Nathan	1979-87	33	16	16	1	0	0	198
Paul Warfield	1970-74	33	0	33	0	0	0	198
14. O.J. McDuffie	1993-01	32	0	29	3	0	0	194#
15. Jim Kiick	1968-74	31	28	3	0	0	0	186
16. Lorenzo Hampton	1985-89	28	22	6	0	0	0	168
17. Ricky Williams	2002-03	27	25	2	0	0	0	162
18. Bruce Hardy	1978-89	25	0	25	0	0	0	150
Don Nottingham	1973-77	25	25	0	0	0	0	150
20. Lamar Smith	2000-01	24	20	4	0	0	0	144
21. Norm Bulaich	1975-79	23	17	6	0	0	0	138
Andra Franklin	1981-84	23	22	1	0	0	0	138
Jim Mandich	1970-77	23	0	23	0	0	0	138
Howard Twilley	1966-76	23	0	23	0	0	0	138
25. Oronde Gadsden	1998-03	22	0	22	0	0	0	132
26. Chris Chambers	2001-03	21	0	21	0	0	0	126
27. Irving Fryar	1993-95	20	0	20	0	0	0	124##
28. Jim Jensen	1981-92	19	0	19	0	0	0	114
29. Keith Jackson	1992-94	18	0	18	0	0	0	110#
Bernie Parmalee	1992-98	18	15	3	0	0	0	110#
31. Duriel Harris	1976-83, 1985	18	0	18	0	0	0	108
32. Ron Davenport	1985-89	17	13	4	0	0	0	102
Karl Noonan	1966-71	17	0	17	0	0	0	102
34. Keith Byars	1993-96	16	6	10	0	0	0	96
Dan Johnson	1983-87	16	0	16	0	0	0	96
Benny Malone	1974-78	16	16	0	0	0	0	96
Sammie Smith	1989-91	16	15	1	0	0	0	96
38. Terry Kirby	1993-95	15	9	6	0	0	0	92#
39. Mark Higgs	1990-94	15	14	0	1	0	0	90
40. Joe Nedney	1996-97	0	0	0	0	18	35	89
41. Tony Martin	1989-93,	14	0	14	0	0	0	84
	1999-00							
Delvin Williams	1978-80	14	13	1	0	0	0	84
43. Woody Bennett	1980-88	13	10	3	0	0	0	78
Jimmy Cefalo	1978-84	13	0	13	0	0	0	78
Joe Rose	1980-85	13	0	13	0	0	0	78
46. Joe Auer	1966-67	12	5	6	1	0	0	72
Mark Ingram	1993-94	12	0	12	0	0	0	72
Troy Stradford	1987-90	12	10	2	0	0	0	72
49. Karl Kremser	1969-70	0	0	0	0	13	28	67
50. Jay Fiedler	2000-03	11	11	0	0	0	0	66
51. Gene Mingo	1966-67	0	0	0	0	11	32	65
Ferrell Edmunds	1988-92	10	0	10	0	0	0	60
Irving Spikes	1994-97	10	8	2	0	0	0	60
David Woodley	1980-83	10	9	1	0	0	0	60

	PLAYER	YEARS	TD	TDR	TDP	TDRT	FG	PAT	PTS.
55.	Pete Johnson	1984	9	9	0	0	0	0	54
	Dan Marino	1983-99	9	9	0	0	0	0	54
	Stan Mitchell	1966-70	9	4	5	0	0	0	54
	Tony Paige	1990-92	9	3	6	0	0	0	54
	James Pruitt	1986-88, 1990-91	9	0	8	1	0	0	54
	Freddie Solomon	1975-77	9	1	5	3	0	0	54
61.	Jimmy Keyes	1968-69	0	0	0	0	7	30	51
62.	Troy Drayton	1996-99	8	0	8	0	0	0	50#
	James McKnight	2001-03	8	1	7	0	0	0	50#
64.	Fred Banks	1987-93	8	0	8	0	0	0	48
	Gary Davis	1976-79	8	7	1	0	0	0	48
	Stanley Pritchett	1996-99	8	2	6	0	0	0	48
	Lamar Thomas	1996-00	8	0	8	0	0	0	48
68.	Doug Moreau	1966-69	6	0	6	0	1	6	45
69.	Marlin Briscoe	1972-74	7	0	7	0	0	0	42
	Bob Griese	1967-80	7	7	0	0	0	0	42
	Randy McMichael	2002-03	7	0	6	1	0	0	42
	Travis Minor	2001-03	7	5	1	1	0	0	42
	Larry Seiple	1966-67	7	0	7	0	0	0	42
74.	Booth Lusteg	1967	0	0	0	0	7	18	39
75.	Leroy Harris	1977-78	6	6	0	0	0	0	36
	Rob Konrad	1999-03	6	1	5	0	0	0	36
	Andre Tillman	1975-78	6	0	6	0	0	0	36
	Tommy Vigorito	1981-85	6	2	2	2	0	0	36
79.	Andre Brown	1989-90	5	0	5	0	0	0	30
	J.J. Johnson	1999-01	5	5	0	0	0	0	30
	Jed Weaver	2000-02	5	0	5	0	0	0	30
82.	Jason Taylor	1997-03	4	0	0	4	0	0	26*
83.	Dick Anderson	1968-77	4	0	0	4	0	0	24
	Fred Barnett	1996-97	4	0	4	0	0	0	24
	Greg Baty	1991-94	4	0	4	0	0	0	24
	Terrell Buckley	1995-99, 2003	4	0	0	4	0	0	24
	Marv Fleming	1970-74	4	0	4	0	0	0	24
	Jack Harper	1967-68	4	1	3	0	0	0	24
	Randal Hill	1991, 1995-96	4	0	4	0	0	0	24
	Marc Logan	1989-91	4	2	0	2	0	0	24
	Leslie Shepherd	2000	4	0	4	0	0	0	24
	Zach Thomas	1996-03	4	0	0	4	0	0	24
93.	Willie Beecher	1987	0	0	0	0	3	12	21
94.	Eric Green	1995	3	0	3	0	0	0	20#
	Sam Madison	1997-03	3	0	0	3	0	0	20*
96.	John Avery	1998-99	3	2	1	0	0	0	18
	Jack Clancy	1967-69	3	0	3	0	0	0	18
	Tony Franklin	1988	0	0	0	0	4	6	18
	Nick Giaquinto	1980-81	3	0	2	1	0	0	18
	Hubert Ginn	1970-75	3	3	0	0	0	0	18
	Frank Jackson	1966-67	3	0	3	0	0	0	18
	Charles Jordan	1996-98	3	0	3	0	0	0	18
	Mike Kozlowski	1979-86	3	0	0	3	0	0	18
	Ronnie Lee	1979-82, 1984-89	3	0	3	0	0	0	18
	Ray Lucas	2001-02	3	3	0	0	0	0	18
	Loaird McCreary	1976-78	3	0	3	0	0	0	18
	Lloyd Mumphord	1969-74	3	0	0	3	0	0	18
	David Overstreet	1983	3	1	2	0	0	0	18
	Scott Schwedes	1987-90	3	0	2	1	0	0	18
	Ronald Scott	1987	3	3	0	0	0	0	18
	Otto Stowe	1971-72	3	0	3	0	0	0	18
112.	Tim Foley	1970-80	2	0	0	2	0	0	14*
	Billy Joe	1966	2	0	2	0	0	0	14#
114.	Mel Baker	1974	2	0	2	0	0	0	12
	Charlie Baumann	1991	0	0	0	0	2	6	12
	Bob Baumhower	1977-86	2	0	0	2	0	0	12
	Jim Braxton	1978	2	2	0	0	0	0	12

PLAYER	YEARS	TD	TDR	TDP	TDRT	FG	PAT	PTS.
Gary Clark	1995	2	0	2	0	0	0	12
Cecil Collins	1999	2	2	0	0	0	0	12
Robert Edwards	2002	2	1	1	0	0	0	12
Abner Haynes	1967	2	2	0	0	0	0	12
Eddie Hill	1981-84	2	1	1	0	0	0	12
Liffort Hobley	1987-93	2	0	0	2	0	0	12
Bobby Humphrey	1992	2	1	1	0	0	0	12
William Judson	1982-89	2	0	0	2	0	0	12
Dave Kocourek	1966	2	0	2	0	0	0	12
Kyle Mackey	1987	2	2	0	0	0	0	12
Brock Marion	1998-03	2	0	0	2	0	0	12
Don McNeal	1980-89	2	0	0	2	0	0	12
Jerris McPhail	1986-97	2	1	1	0	0	0	12
Scott Miller	1991-96	2	0	1	1	0	0	12
Jeff Ogden	2000-01	2	0	1	1	0	0	12
Louis Oliver	1989-93, 1995-96	2	0	0	2	0	0	12
Ed Perry	1997-03	2	0	2	0	0	0	12
Sam Price	1966-68	2	1	1	0	0	0	12
Bo Roberson	1966	2	0	2	0	0	0	12
Terry Robiskie	1980-81	2	2	0	0	0	0	12
Bill Stanfill	1969-76	2	0	0	2	0	0	12
Don Strock	1974-87	2	2	0	0	0	0	12
Patrick Surtain	1998-03	2	0	0	2	0	0	12
Troy Vincent	1992-95	2	0	0	2	0	0	12
Jimmy Warren	1966-67	2	0	0	2	0	0	12
Dick Westmoreland	1966-69	2	0	0	2	0	0	12
Stan Winfrey	1975-77	2	1	1	0	0	0	12
145. Kim Bokamper	1977-85	1	0	0	1	0	0	8*
Curtis Johnson	1970-78	1	0	0	1	0	0	8*
147. Don Bessillieu	1979-81	1	0	0	1	0	0	6
Glenn Blackwood	1979-87	1	0	0	1	0	0	6
Tim Bowens	1994-03	1	0	0	1	0	0	6
J.B. Brown	1989-96	1	0	0	1	0	0	6
Bob Brudzinski	1981-89	1	0	0	1	0	0	6
Nick Buoniconti	1969-76	1	0	0	1	0	0	6
Brett Carolan	1996	1	0	1	0	0	0	6
Cris Carter	2002	1	0	1	0	0	0	6
Joe Carter	1984-86	1	1	0	0	0	0	6
Rick Casares	1966	1	0	1	0	0	0	6
Aaron Craver	1991-94	1	1	0	0	0	0	6
Bill Cronin	1966	1	0	1	0	0	0	6
Vern Den Herder	1971-81	1	0	1	0	0	0	6
Leland Douglas	1987	1	0	1	0	0	0	6
Bert Emanuel	2000	1	0	1	0	0	0	6
Frank Emanuel	1968-69	1	0	0	1	0	0	6
Tom Erlandson	1966-67	1	0	0	1	0	0	6
Trent Gamble	2000-03	1	0	0	1	0	0	6
Cookie Gilchrist	1966	1	0	1	0	0	0	6
Kerry Glenn	1990-92	1	0	0	1	0	0	6
Hunter Goodwin	1999-01	1	0	1	0	0	0	6
Vince Heflin	1982-85	1	0	1	0	0	0	6
Sean Hill	1994-96	1	0	0	1	0	0	6
Trell Hooper	1987	1	0	0	1	0	0	6
Steve Howell	1979-81	1	1	0	0	0	0	6
Ricky Isom	1987	1	1	0	0	0	0	6
Calvin Jackson	1994-99	1	0	0	1	0	0	6
Vestee Jackson	1991-93	1	0	0	1	0	0	6
Pete Jaquess	1966-67	1	0	0	1	0	0	6
Pat Johnson	1995	1	0	0	1	0	0	6
Robert Jones	1998-00	1	0	0	1	0	0	6
Chuck Klingbeil	1991-95	1	0	0	1	0	0	6
Bernie Kosar	1994-96	1	1	0	0	0	0	6
Donald Lee	2003	1	0	1	0	0	0	6
Charles Leigh	1971-73	1	1	0	0	0	0	6

	PLAYER	YEARS	TD	TDR	TDP	TDRT	FG	PAT	PTS.
	David Lewis	1987	1	0	1	0	0	0	6
	Gene Milton	1968-69	1	0	1	0	0	0	6
	Kenny Mixon	1998-01	1	0	0	1	0	0	6
	Earl Morrall	1972-76	1	1	0	0	0	0	6
	Cliff Odom	1990-93	1	0	0	1	0	0	6
	Brett Perriman	1997	1	0	1	0	0	0	6
	Willie Richardson	1970	1	0	1	0	0	0	6
	John Roderick	1966	1	0	1	0	0	0	6
	Jake Scott	1970-75	1	0	0	1	0	0	6
	Scott Secules	1989-92	1	1	0	0	0	0	6
	Gerald Small	1978-83	1	0	0	1	0	0	6
	Willie Smith	1987	1	0	1	0	0	0	6
	Brian Sochia	1986-91	1	0	0	1	0	0	6
	John Stofa	1966-67, 1969-70	1	1	0	0	0	0	6
	John Tagliaferri	1987	1	1	0	0	0	0	6
	Norris Thomas	1977-79	1	0	0	1	0	0	6
	Thurman Thomas	2000	1	0	1	0	0	0	6
	Bob Torrey	1979	1	1	0	0	0	0	6
	Frank Wainright	1995-98	1	0	1	0	0	0	6
	Fulton Walker	1981-84	1	0	0	1	0	0	6
	Willie West	1966-68	1	0	0	1	0	0	6
	Jarvis Williams	1988-93	1	0	0	1	0	0	6
	Robert Wilson	1994-96	1	0	1	0	0	0	6
	Dick Wood	1966	1	1	0	0	0	0	6
206.	Van Tiffin	1987	0	0	0	0	0	4	4
207.	Mike Charles	1983-86	0	0	0	0	0	0	2*
	Aaron Craver	1991-94	0	0	0	0	0	0	2#
	A.J. Duhe	1977-84	0	0	0	0	0	0	2*
	Larry Gordon	1976-82	0	0	0	0	0	0	2*
	Jermaine Haley	2000-02	0	0	0	0	0	0	2*
	Don Reese	1974-76	0	0	0	0	0	0	2*
	George Wilson	1966	0	0	0	0	0	0	2#

* — safety # — two point conversion

INTERCEPTIONS

	PLAYER	YEARS	NO.	YDS.	AVG.	LG	TD
1.	Jake Scott	1970-75	35	425	12.1	47	0
2.	Dick Anderson	1968-77	34	792	23.3	96t	3
3.	Sam Madison	1997-03	29	476	16.4	42	2
	Glenn Blackwood	1979-87	29	398	13.7	50	1
5.	Patrick Surtain	1998-03	25	296	11.8	43	2
6.	Louis Oliver	1989-93, 1995-96	24	569	23.7	103t	2
	Terrell Buckley	1995-99, 2003	24	425	17.7	91t	3
	William Judson	1982-89	24	368	15.3	61t	2
9.	Gerald Small	1978-83	23	378	16.4	46t	1
10.	Curtis Johnson	1970-78	22	150	6.8	34	0
	Tim Foley	1970-80	22	96	4.4	18	0
12.	Brock Marion	1998-03	20	431	21.6	100t	2
13.	Don McNeal	1980-89	18	163	9.1	30	2
14.	J.B. Brown	1989-96	16	293	18.3	48	1
15.	Dick Westmoreland	1966-69	15	236	15.7	42	1
	Zach Thomas	1996-03	15	174	11.6	34t	4
17.	Troy Vincent	1992-95	14	284	20.3	69	2
	Jarvis Williams	1988-93	14	216	15.4	42	1
	Lloyd Mumphord	1969-74	14	187	13.4	51	2
	Lyle Blackwood	1981-86	14	175	12.5	45	0
	Earnie Rhone	1975-84	14	110	7.9	16	0
22.	Willie West	1966-68	13	180	13.8	32	0
	Paul Lankford	1982-91	13	89	6.7	44	0
24.	Charlie Babb	1972-79	12	141	11.8	36	0
	Brian Walker	1997-98, 2000-01	12	92	7.7	31	0
26.	Jimmy Warren	1966-69	11	247	22.5	70t	2
27.	Mike Kozlowski	1979-86	8	172	21.5	38t	2
	Larry Gordon	1976-82	8	121	15.1	36	0

	PLAYER	YEARS	NO.	YDS.	AVG.	LG	TD
	Bob Matheson	1971-79	8	111	13.9	34	0
	Nick Buoniconti	1969-76	8	89	11.1	24	0
31.	Norris Thomas	1977-79	7	115	16.4	53t	1
32.	Bud Brown	1984-88	6	96	16.0	53	0
	Kim Bokamper	1977-85	6	55	9.2	24t	1
	John Bramlett	1977-85	6	49	8.2	22	0
35.	Bob Petrella	1966-71	5	104	20.8	33	0
	Neal Colzie	1979	5	86	17.2	56	0
	Mike Kolen	1970-77	5	85	17.0	29	0
	Liffort Hobley	1987-93	5	61	12.2	22	0
	Fulton Walker	1981-84	5	61	12.2	30	0
	Bob Brudzinski	1981-89	5	46	9.2	19	0
	Rick Volk	1977-78	5	42	8.4	24	0
	Shawn Wooden	1996-99, 2001-03	5	25	5.0	15	0
	Doug Swift	1970-75	5	17	3.4	12	0
	Don Bessillieu	1979-81	5	13	2.6	12	0
45.	Calvin Jackson	1994-99	4	105	26.3	61t	1
	Tom Erlandson	1966-67	4	68	17.0	37	1
	John Offerdahl	1986-93	4	44	11.0	28	0
	Tim McKyer	1990	4	40	10.0	21	0
	Gene Atkins	1994-96	4	24	6.0	18	0
	Michael Stewart	1994-96	4	11	2.8	11	0
51.	Sammy Knight	2003	3	98	32.7	70	0
	Vestee Jackson	1991-93	3	63	21.0	30t	1
	Ed Taylor	1979-82	3	55	18.3	44	0
	Rodney Thomas	1988-90	3	52	17.3	48	0
	Frank Emanuel	1968-69	3	46	15.3	24	0
	Bryan Cox	1991-95	3	38	12.7	26	0
	Wahoo McDaniel	1966-68	3	35	11.7	20	0
	Derrick Rodgers	1997-02	3	33	11.0	21	0
	Jerry Wilson	1996-00	3	32	10.7	19	0
	Steve Towle	1975-80	3	30	10.0	16	0
	Pete Jaquess	1966-67	3	27	9.0	27	1
	Mark Brown	1983-88	3	18	6.0	13	0
	A.J. Duhe	1977-84	3	18	6.0	11	0
	Ed Weisacosky	1968-70	3	10	3.3	7	0
	Aubrey Beavers	1994-95	3	8	2.7	8	0
	Jason Taylor	1997-03	3	6	2.0	4	0
67.	Donovan Rose	1986-87	2	63	31.5	36	0
	Rusty Chambers	1976-80	2	53	26.5	49	0
	Dwight Hollier	1992-99	2	47	24.5	36	0
	Ken Ellis	1976	2	40	20.0	40	0
	Bobby Harden	1990-93	2	39	19.5	22	0
	Robert Sowell	1983-85, 1987	2	36	18.0	29	0
	Bill Stanfill	1969-76	2	32	16.0	17t	2
	Kerry Glenn	1990-92	2	31	15.5	31t	1
	Jamar Fletcher	2001-03	2	30	15.0	30	0
	Henry Stuckey	1972-74	2	25	12.5	21	0
	George Teague	1997	2	25	12.5	23	0
	Tate Randle	1987	2	16	8.0	11	0
	John McGeever	1966	2	15	7.5	15	0
	Tom Beier	1967, 1969	2	14	7.0	7	0
	Robert Jones	1998-00	2	14	7.0	14t	1
	Jeris White	1974-76	2	4	2.0	4	0
	Tyrone Braxton	1994	2	3	1.5	3	0
	Chris Green	1991-94	2	0	0.0	0	0
85.	Kenny Mixon	1998-01	1	56	56.0	56t	1
	Jay Brophy	1984-86	1	41	41.0	41	0
	Dean Brown	1970	1	32	32.0	32	0
	Bob Neff	1966-68	1	32	32.0	17	0
	Hugh Green	1985-91	1	28	28.0	28	0
	Earl Faison	1966	1	26	26.0	26	0
	Vern Den Herder	1971-81	1	24	24.0	24	0
	Charles Cornelius	1977-78	1	21	21.0	21	0
	Bob Bruggers	1966-68	1	20	20.0	20	0

PLAYER	YEARS	NO.	YDS.	AVG.	LG	TD
Ralph Ortega	1979-80	1	17	17.0	13	0
Ted Davis	1970	1	15	15.0	15	0
Rick Graf	1987-89	1	14	14.0	14	0
Shawn Lee	1990-91	1	14	14.0	14	0
Jackie Shipp	1984-88	1	7	7.0	7	0
Craig Veasey	1993-94	1	7	7.0	7	0
Eric Kumerow	1988-90	1	5	5.0	5	0
Alex Moyer	1985-86	1	4	4.0	4	0
Greg Jeffries	1999-00	1	3	3.0	3	0
Jack Rudolph	1966	1	3	3.0	3	0
Chris Singleton	1993-96	1	3	3.0	3	0
Mike Charles	1983-86	1	2	2.0	2	0
Mike Reichenbach	1990-91	1	2	2.0	2	0
Larry Ball	1972-74, 1977-78	1	2	2.0	2	0
Randall Edmunds	1968-69	1	1	1.0	1	0
Bruce Alexander	1992	1	0	0.0	0	0
Bob Baumhower	1977-86	1	0	0.0	0	0
Tim Bowens	1994-03	1	0	0.0	0	0
Jeff Cross	1989-95	1	0	0.0	0	0
Arturo Freeman	2000-03	1	0	0.0	0	0
Scott Galyon	2000-02	1	0	0.0	0	0
Jermaine Haley	2000-02	1	0	0.0	0	0
Sean Hill	1994-96	1	0	0.0	0	0
Mack Lamb	1967-68	1	0	0.0	0	0
Cliff Odom	1990-93	1	0	0.0	0	0
Muhammad Oliver	1994	1	0	0.0	0	0
Vern Roberson	1977	1	0	0.0	0	0
Bryant Salter	1976	1	0	0.0	0	0
Terrance Shaw	2000	1	0	0.0	0	0
Jeff Zgonina	2003	1	0	0.0	0	0
Daryl Gardener	1996-01	1	-1	-1.0	-1	0

SACKS

PLAYER	YEARS	NO.	PLAYER	YEARS	NO.
1. Jason Taylor	1997-03	71.0	6. Trace Armstrong	1995-00	56.5
2. Bill Stanfill	1969-76	67.5	7. Bob Baumhower	1977-86	39.5
3. Doug Betters	1978-87	65.5	Kim Bokamper	1977-85	39.5
4. Vern Den Herder	1971-81	64.0	9. A.J. Duhe	1977-84	38.5
5. Jeff Cross	1988-95	59.5	10. Manny Fernandez	1968-75	35.0

KICKOFF RETURNS

PLAYER	YEARS	NO.	YDS.	AVG.	LG	TD
1. Mercury Morris	1969-75	111	2947	26.5	105t	3
2. Fulton Walker	1981-85	123	2944	23.9	90t	1
3. Brock Marion	1998-03	107	2517	23.5	93	0
4. O.J. McDuffie	1993-01	92	2103	22.9	48	0
5. Irving Spikes	1994-97	89	2058	23.1	55	0
6. Lorenzo Hampton	1985-89	96	2025	21.1	46	0
7. Travis Minor	2001-03	80	1798	22.5	66	0
8. Duriel Harris	1976-83, 1985	56	1416	25.3	69	0
9. Gary Davis	1976-79	55	1309	23.8	73	0
10. Marc Logan	1989-91	56	1171	20.9	97t	1

PUNT RETURNS

PLAYER	YEARS	NO.	FC	YDS.	AVG.	LG	TD
1. Jake Scott	1970-75	127	55	1330	10.5	77t	1
2. O.J. McDuffie	1993-01	127	91	1127	8.9	72t	2
3. Tom Vigorito	1981-85	79	21	830	10.5	87t	2
4. Freddie Solomon	1975-77	71	4	810	11.4	79t	2
5. Scott Schwedes	1987-90	75	18	732	9.8	70t	1
6. Jeff Ogden	2000-01	51	22	700	13.7	81t	1
7. Mark Clayton	1983-92	52	13	485	9.3	60t	1
8. Tony Nathan	1979-87	51	26	484	9.5	86t	1
9. Scott Miller	1991-96	54	30	451	8.4	32	0
10. Terrell Buckley	1995-99, 2003	45	9	451	10.0	35	0

TOP TWENTY SEASON LEADERS

RUSHING YARDS

	NAME	YEAR	YARDS
1.	Ricky Williams	2002	1853
2.	Ricky Williams	2003	1372
3.	Delvin Williams	1978	1258
4.	Lamar Smith	2000	1139
5.	Larry Csonka	1972	1117
6.	Karim Abdul-Jabbar	1996	1116
7.	Larry Csonka	1971	1051
8.	Larry Csonka	1973	1003
9.	Mercury Morris	1972	1000
10.	Lamar Smith	2001	968
11.	Karim Abdul-Jabbar	1998	960
12.	Mercury Morris	1973	954
13.	Mark Higgs	1992	915
14.	Mark Higgs	1991	905
15.	Karim Abdul-Jabbar	1997	892
16.	Bernie Parmalee	1995	878
17.	Mercury Morris	1975	875
18.	Larry Csonka	1970	874
19.	Bernie Parmalee	1994	868
20.	Larry Csonka	1979	837

PASSING YARDS

	NAME	YEAR	YARDS
1.	Dan Marino	1984	5084
2.	Dan Marino	1986	4746
3.	Dan Marino	1994	4453
4.	Dan Marino	1988	4434
5.	Dan Marino	1985	4137
6.	Dan Marino	1992	4116
7.	Dan Marino	1989	3997
8.	Dan Marino	1991	3970
9.	Dan Marino	1997	3780
10.	Dan Marino	1995	3668
11.	Dan Marino	1990	3563
12.	Dan Marino	1998	3497
13.	Jay Fiedler	2001	3290
14.	Dan Marino	1987	3245
15.	Dan Marino	1996	2795
16.	Bob Griese	1968	2473
17.	David Woodley	1981	2470
18.	Dan Marino	1999	2448
19.	Jay Fiedler	2000	2402
20.	Bob Griese	1977	2252

PASSING TOUCHDOWNS

	NAME	YEAR	TOUCHDOWNS
1.	Dan Marino	1984	48
2.	Dan Marino	1986	44
3.	Dan Marino	1985	30
	Dan Marino	1994	30
5.	Dan Marino	1988	28
6.	Dan Marino	1987	26
7.	Dan Marino	1991	25
8.	Dan Marino	1989	24
	Dan Marino	1992	24
	Dan Marino	1995	24
11.	Dan Marino	1998	23
12.	Bob Griese	1977	22
13.	Bob Griese	1968	21

	NAME	YEAR	TOUCHDOWNS
	Dan Marino	1990	21
15.	Dan Marino	1983	20
	Jay Fiedler	2001	20
17.	Bob Griese	1971	19
18.	Bob Griese	1973	17
	Dan Marino	1996	17
20.	Bob Griese	1974	16
	Dan Marino	1997	16

RECEPTIONS

	NAME	YEAR	RECEPTIONS
1.	O.J. McDuffie	1998	90
2.	Mark Clayton	1988	86
3.	O.J. McDuffie	1997	76
4.	Terry Kirby	1993	75
5.	O.J. McDuffie	1996	74
6.	Mark Clayton	1984	73
	Irving Fryar	1994	73
8.	Tony Nathan	1985	72
9.	Mark Duper	1984	71
10.	Mark Clayton	1985	70
	Mark Clayton	1991	70
	Mark Duper	1991	70
13.	Jack Clancy	1967	67
	Mark Duper	1986	67
	Tony Martin	1999	67
16.	Terry Kirby	1995	66
17.	Mark Clayton	1989	64
	Irving Fryar	1993	64
	Chris Chambers	2003	64
20.	Irving Fryar	1995	62
	O.J. McDuffie	1995	62

RECEIVING YARDS

	NAME	YEAR	YARDS
1.	Mark Clayton	1984	1389
2.	Mark Duper	1986	1313
3.	Mark Duper	1984	1306
4.	Irving Fryar	1994	1270
5.	Mark Clayton	1986	1150
6.	Mark Clayton	1988	1129
7.	Mark Duper	1991	1085
8.	Mark Clayton	1991	1053
9.	O.J. McDuffie	1998	1050
10.	Tony Martin	1999	1037
11.	Mark Clayton	1989	1011
12.	Irving Fryar	1993	1010
13.	Mark Duper	1983	1003
14.	Mark Clayton	1985	996
	Paul Warfield	1971	996
16.	Chris Chambers	2003	963
17.	O.J. McDuffie	1997	943
18.	O.J. McDuffie	1996	918
19.	Duriel Harris	1981	911
20.	Irving Fryar	1995	910

POINTS

	NAME	YEAR	POINTS
1.	Olindo Mare	1999	144
2.	Pete Stoyanovich	1992	124
3.	Pete Stoyanovich	1991	121
4.	Pete Stoyanovich	1995	118
5.	Garo Yepremian	1971	117
	Olindo Mare	1997	117
	Olindo Mare	2000	117

	NAME	YEAR	POINTS
8.	Fuad Reveiz	1985	116
9.	Garo Yepremian	1972	115
10.	Olindo Mare	2002	114
11.	Garo Yepremian	1973	113
12.	Uwe von Schamann	1981	109
	Pete Stoyanovich	1993	109
14.	Mark Clayton	1984	108
15.	Pete Stoyanovich	1994	107
16.	Ricky Williams	2002	102
17.	Pete Stoyanovich	1990	100
18.	Uwe von Schamann	1979	99
	Uwe von Schamann	1983	99
	Olindo Mare	1998	99
	Olindo Mare	2003	99

SACKS

	NAME	YEAR	SACKS
1.	Bill Stanfill	1973	18.5
	Jason Taylor	2002	18.5
3.	Trace Armstrong	2000	16.5
4.	Doug Betters	1983	16.0
5.	Adewale Ogunleye	2003	15.0
6.	Jason Taylor	2000	14.5
7.	Doug Betters	1984	14.0
8.	Bryan Cox	1992	14.0
9.	Jason Taylor	2003	13.0
10.	Trace Armstrong	1996	12.0
11.	Jeff Cross	1990	11.5
12.	Mel Branch	1968	11.0
13.	Vern Den Herder	1975	11.0
14.	Vern Den Herder	1972	10.5
15.	Jeff Cross	1993	10.5
	Trace Armstrong	1998	10.5
17.	Bill Stanfill	1972	10.0
	Vern Den Herder	1973	10.0
	Bill Stanfill	1974	10.0
	Jeff Cross	1989	10.0

TACKLES

	NAME	YEAR	TACKLES
1.	Steve Towle	1976	217
2.	Zach Thomas	2002	195
3.	Zach Thomas	2003	184
4.	Zach Thomas	1996	180
	Zach Thomas	2001	180
6.	Rusty Chambers	1979	178
7.	Earnie Rhone	1981	171
8.	Zach Thomas	1999	167
9.	Steve Towle	1975	164
10.	Nick Buoniconti	1973	162
11.	Zach Thomas	1998	160
12.	Rusty Chambers	1978	151
13.	Zach Thomas	1997	149
14.	Bryan Cox	1994	147
15.	Nick Buoniconti	1972	146
16.	Bob Baumhower	1979	146
17.	Nick Buoniconti	1970	145
18.	Bob Baumhower	1978	144
19.	Bryan Cox	1995	142
20.	Steve Towle	1977	138

DOLPHINS OUTSTANDING PERFORMANCES

300-PLUS PASSING YARDS

PLAYER	DATE	OPPONENT	ATT.	COMP.	YDS.	TD	INT.	LG
Dan Marino	10/23/88	N.Y. JETS	60	35	521	3	5	56
Dan Marino	9/4/94	NEW ENGLAND	42	23	473	5	1	64t
Dan Marino	12/2/84	L.A. RAIDERS	57	35	470	4	2	64
Dan Marino	10/1/95	at Cincinnati	48	33	450	2	1	58
Dan Marino	9/21/86	at N.Y. Jets	50	30	448	6	2	46t
Dan Marino	9/25/94	at Minnesota	54	29	431	3	3	43
Dan Marino	9/30/84	at St. Louis	36	24	429	3	0	51
Dan Marino	9/24/89	N.Y. JETS	55	33	427	3	2	43t
Dan Marino	11/4/84	at N.Y. Jets	42	23	422	2	2	54
* Dan Marino	12/30/95	at Buffalo	64	33	422	2	3	45t
* Dan Marino	1/6/85	PITTSBURGH	32	21	421	4	1	41
David Woodley	10/25/81	at Dallas	37	21	408	3	5	69t
Dan Marino	12/9/84	at Indianapolis	41	29	404	4	1	42
Dan Marino	11/16/86	at Buffalo	54	39	404	4	0	39
Dan Marino	12/12/88	CLEVELAND	50	30	404	4	3	46
* Don Strock	1/2/82	SAN DIEGO	43	29	403	4	1	50t
Dan Marino	12/14/86	at L.A. Rams	46	29	403	5	1	69t
Dan Marino	12/20/87	WASHINGTON	50	22	393	3	1	59t
Dan Marino	10/10/99	at Indianapolis	38	25	393	2	0	62
Dan Marino	9/29/85	at Denver	43	25	390	3	0	73
Dan Marino	11/23/97	at New England	60	38	389	0	3	27
Dan Marino	12/13/87	at Philadelphia	39	25	376	3	1	54
Dan Marino	10/12/97	at N.Y. Jets	38	27	372	2	0	36t
Bernie Kosar	10/15/95	at New Orleans	42	29	368	3	2	31t
Dan Marino	12/9/90	PHILADELPHIA	54	27	365	2	0	37
Steve DeBerg	12/5/93	N.Y. GIANTS	41	26	365	1	2	44
Dan Marino	11/10/85	N.Y. JETS	37	21	362	3	3	60
Dan Marino	11/6/88	at New England	51	29	359	1	2	32
Dan Marino	11/12/89	at N.Y. Jets	34	18	359	3	2	78t
Dan Marino	11/27/94	at N.Y. Jets	44	31	359	4	2	28t
Dan Marino	10/25/92	INDIANAPOLIS	45	25	355	2	3	48t
Dan Marino	12/21/98	DENVER	38	23	355	4	1	56t
Dan Marino	11/27/88	at N.Y. Jets	35	17	353	5	0	80t
Bob Griese	11/20/78	at Houston	33	23	349	2	1	47
Dan Marino	12/8/85	at Green Bay	44	30	345	5	1	61
Scott Mitchell	10/31/93	KANSAS CITY	44	23	344	3	0	77t
Steve DeBerg	12/13/93	PITTSBURGH	44	27	344	1	2	47
Dan Marino	12/3/95	ATLANTA	50	35	343	2	2	32
Dan Marino	12/17/84	DALLAS	40	23	340	4	2	63
Dan Marino	12/24/89	KANSAS CITY	47	28	339	3	1	35
Dan Marino	11/18/84	at San Diego	41	28	338	2	2	32
Dan Marino	10/12/86	BUFFALO	41	24	337	1	1	39
Dan Marino	10/22/89	GREEN BAY	37	24	333	2	2	61
Dan Marino	11/12/95	NEW ENGLAND	37	27	333	2	2	31t
Dan Marino	11/1/87	PITTSBURGH	31	25	332	4	2	50t
Dan Marino	11/17/85	at Indianapolis	37	22	330	1	0	42
Dan Marino	9/15/85	INDIANAPOLIS	48	29	329	2	0	26
Dan Marino	10/16/88	SAN DIEGO	45	26	329	1	0	51
Jay Fiedler	12/28/03	N.Y. JETS	29	21	328	1	1	59
Bob Griese	9/14/69	at Cincinnati	39	19	327	1	2	50
Dan Marino	11/18/91	BUFFALO	42	23	326	2	2	41
Dan Marino	9/7/97	TENNESSEE	43	24	324	0	0	50
* Dan Marino	1/12/91	at Buffalo	49	23	323	3	2	64t
Dan Marino	10/12/98	at Jacksonville	49	30	323	2	1	28
Don Strock	12/15/79	N.Y. JETS	41	26	322	1	2	38
Dan Marino	10/9/83	BUFFALO	29	19	322	3	2	63
Dan Marino	9/14/92	at Cleveland	35	25	322	1	0	47
Dan Marino	12/27/99	N.Y. JETS	52	29	322	3	3	32t

PLAYER	DATE	OPPONENT	ATT.	COMP.	YDS.	TD	INT.	LG
Dan Marino	10/14/84	HOUSTON	32	25	321	3	0	32
Dan Marino	10/6/91	at New England	38	25	321	2	0	34
Dan Marino	11/16/92	BUFFALO	33	22	321	2	1	55
Dan Marino	12/13/98	N.Y. JETS	57	30	321	1	1	31
Dan Marino	12/27/98	at Atlanta	36	21	320	1	2	50
Jay Fiedler	12/22/01	at New England	37	21	320	1	0	44
** Dan Marino	1/20/85	vs. San Francisco	50	29	318	1	2	30
Dan Marino	10/21/84	at New England	39	24	316	4	1	28
Dan Marino	12/5/99	INDIANAPOLIS	38	24	313	3	1	33t
Dan Marino	11/20/94	at Pittsburgh	45	31	312	1	1	45
Dan Marino	9/2/84	at Washington	28	21	311	5	0	74
Dan Marino	12/4/94	BUFFALO	42	25	311	3	3	45t
Dan Marino	12/7/97	DETROIT	39	24	310	2	1	27t
Jay Fiedler	9/29/02	at Kansas City	45	29	310	1	4	38
David Woodley	9/27/81	at Baltimore	30	19	309	2	0	48
John Stofa	12/18/66	HOUSTON	38	22	307	4	2	48t
Dan Marino	12/1/91	TAMPA BAY	32	20	307	2	0	51
Bob Griese	10/17/76	KANSAS CITY	35	25	306	1	2	39
Dan Marino	12/4/88	INDIANAPOLIS	32	26	304	3	1	55
Dan Marino	11/30/86	ATLANTA	40	20	303	2	4	54t
Dan Marino	10/25/87	BUFFALO	36	24	303	4	0	25t
Dan Marino	10/20/85	TAMPA BAY	39	27	302	3	1	42
Dan Marino	9/28/86	SAN FRANCISCO	46	27	301	1	4	24
Dan Marino	12/10/89	NEW ENGLAND	32	21	300	0	1	36

100-PLUS RECEIVING YARDS

PLAYER	DATE	OPPONENT	NO.	YDS.	TD	LG
Mark Duper	11/10/85	N.Y. JETS	8	217	2	60t
Irving Fryar	9/4/94	NEW ENGLAND	5	211	3	54t
Nat Moore	10/4/81	N.Y. JETS	7	210	2	52
Mark Duper	10/9/83	BUFFALO	7	202	2	63
Duriel Harris	10/28/79	GREEN BAY	10	180	1	37t
Mark Duper	9/2/84	at Washington	6	178	2	74t
Mark Clayton	12/2/84	L.A. RAIDERS	9	177	2	64t
Mark Clayton	9/21/86	at N.Y. Jets	8	174	1	42
Mark Duper	9/23/84	INDIANAPOLIS	7	173	2	80t
Mark Duper	12/20/87	WASHINGTON	6	170	3	59t
Tony Martin	10/10/99	at Indianapolis	10	166	1	40
Duriel Harris	10/25/81	at Dallas	6	165	0	45
Jimmy Cefalo	10/25/81	at Dallas	5	164	1	69t
Mark Duper	9/30/84	at St. Louis	8	164	0	51
Bo Roberson	12/4/66	at Denver	6	161	0	71
Irving Fryar	9/25/94	at Minnesota	6	160	0	43
Paul Warfield	11/14/71	PITTSBURGH	3	158	3	86t
Mark Duper	11/4/84	at N.Y. Jets	7	155	0	54
Mark Duper	9/21/86	at N.Y. Jets	7	154	2	46t
* O.J. McDuffie	12/30/95	at Buffalo	11	154	1	31
Mark Clayton	10/23/88	N.Y. JETS	10	153	2	45t
Oronde Gadsden	12/27/98	at Atlanta	9	153	0	50
Chris Chambers	12/28/03	N.Y. JETS	9	153	1	24
Mark Clayton	12/17/84	DALLAS	4	150	3	63t
* Mark Duper	1/6/85	PITTSBURGH	5	148	2	41t
Terry Kirby	12/19/93	BUFFALO	9	148	1	30t
Paul Warfield	9/19/71	at Denver	6	146	1	36
Duriel Harris	11/8/81	at New England	8	145	0	55
Mark Duper	12/14/86	at L.A. Rams	5	145	3	69t
Nat Moore	12/17/77	BUFFALO	5	144	1	67
Mark Clayton	9/30/84	at St. Louis	5	143	1	42
Mark Clayton	9/7/86	at San Diego	5	143	2	49t
Otto Stowe	11/27/72	ST. LOUIS	6	140	2	37t
* Paul Warfield	12/25/71	at Kansas City	7	140	0	42
Paul Warfield	11/17/74	BUFFALO	4	139	1	54
Fred Barnett	12/8/96	N.Y. GIANTS	4	139	0	66
Mark Clayton	9/1/91	at Buffalo	6	138	2	43t
Chris Chambers	12/15/02	OAKLAND	7	138	0	40
O.J. McDuffie	10/27/97	CHICAGO	7	137	0	55

PLAYER	DATE	OPPONENT	NO.	YDS.	TD	LG
Lamar Thomas	12/21/98	DENVER	6	136	3	56t
O.J. McDuffie	9/7/97	TENNESSEE	8	135	0	50
Mark Duper	10/30/83	L.A. RAMS	7	134	1	46t
Mark Duper	12/9/91	CINCINNATI	7	134	1	43t
Paul Warfield	12/10/72	at N.Y. Giants	4	132	1	44
Mark Duper	10/23/88	N.Y. JETS	6	132	0	56
O.J. McDuffie	11/8/98	INDIANAPOLIS	9	132	2	61t
Mark Duper	10/15/89	at Cincinnati	5	129	0	41
Bo Roberson	9/18/66	at Buffalo	5	128	1	54t
Marlin Briscoe	11/12/72	NEW ENGLAND	4	128	2	51t
Mark Clayton	12/3/89	at Kansas City	9	128	1	47
Duriel Harris	10/9/77	at Baltimore	4	127	0	47
Nat Moore	9/30/79	at N.Y. Jets	8	127	1	36
Mark Clayton	12/9/84	at Indianapolis	9	127	1	32
Jack Clancy	12/3/67	at Houston	7	126	1	44t
* Paul Warfield	1/2/72	BALTIMORE	2	125	1	75t
Mark Clayton	11/5/89	INDIANAPOLIS	4	125	1	78t
Mark Duper	10/7/90	N.Y. JETS	5	125	2	69t
Howard Twilley	11/3/68	at San Diego	7	124	1	38
Nat Moore	10/10/76	at Baltimore	3	124	1	67t
Chris Chambers	12/22/01	at New England	7	124	0	44
Mark Duper	9/23/87	at New England	9	123	2	26
Oronde Gadsden	10/10/99	at Indianapolis	4	123	1	62
Paul Warfield	10/10/70	at N.Y. Jets	5	122	1	40
Mark Clayton	11/3/85	at New England	7	122	0	39
Mark Clayton	10/29/89	at Buffalo	7	122	1	44t
Mel Baker	12/15/74	NEW ENGLAND	4	121	2	46t
Nat Moore	9/23/79	CHICAGO	5	121	1	36
Mark Duper	11/20/83	BALTIMORE	5	121	1	85t
O.J. McDuffie	10/20/96	at Philadelphia	7	121	2	36
Paul Warfield	10/3/70	OAKLAND	3	120	2	54t
Tony Nathan	9/29/85	at Denver	10	120	0	73
Tony Martin	9/10/00	at Minnesota	6	120	0	44
Duriel Harris	11/18/79	at Cleveland	4	119	0	51
Fred Banks	12/10/89	NEW ENGLAND	6	119	0	36
Oronde Gadsden	10/23/00	at N.Y. Jets	7	119	0	29
Tony Nathan	9/28/80	NEW ORLEANS	7	118	0	22
Mark Duper	10/16/88	SAN DIEGO	7	118	1	51
Fred Banks	12/12/88	CLEVELAND	6	118	0	46
* O.J. McDuffie	1/9/99	at Denver	9	118	0	23
Tony Martin	10/17/99	at New England	7	118	1	69t
Chris Chambers	9/7/03	HOUSTON	7	118	2	57t
Paul Warfield	10/3/71	N.Y. JETS	5	117	0	32
Duriel Harris	9/9/79	SEATTLE	5	117	0	51
* Mark Duper	12/31/83	SEATTLE	9	117	1	32t
Ferrell Edmunds	11/27/88	at N.Y. Jets	2	117	1	80t
Mark Ingram	11/27/94	at N.Y. Jets	9	117	4	28t
Duriel Harris	11/12/76	BALTIMORE	5	116	0	44
Duriel Harris	11/25/79	at Baltimore	7	116	2	31t
Mark Clayton	11/27/88	at N.Y. Jets	7	116	2	31t
Oronde Gadsden	11/25/01	at Buffalo	8	116	0	42
Mark Duper	11/30/86	ATLANTA	4	115	1	54t
Jack Clancy	11/19/67	at Oakland	8	114	0	39
Nat Moore	9/25/77	at San Francisco	3	114	1	73t
Duriel Harris	11/30/81	PHILADELPHIA	9	114	1	39
* Tony Nathan	1/2/82	SAN DIEGO	9	114	1	32
Freddie Solomon	12/5/76	BUFFALO	5	114	1	53t
* Tony Nathan	1/6/85	PITTSBURGH	8	114	0	30
Oronde Gadsden	1/2/00	at Washington	9	114	1	26
Joe Auer	9/17/67	DENVER	2	113	1	68t
Marlin Briscoe	9/15/74	at New England	9	113	1	20
Nat Moore	11/2/75	at Chicago	4	113	1	79t
Mark Duper	9/24/89	N.Y. JETS	6	113	0	26
* Mark Duper	1/12/91	at Buffalo	3	113	1	64t
Irving Fryar	11/20/94	at Pittsburgh	6	113	0	45
Irving Fryar	9/10/95	at New England	3	113	2	67t
Chris Chambers	11/11/01	at Indianapolis	3	113	2	74t

PLAYER	DATE	OPPONENT	NO.	YDS.	TD	LG
Irving Fryar	11/13/94	CHICAGO	9	112	0	21
James McKnight	11/24/02	SAN DIEGO	3	111	1	77
Frank Jackson	12/18/66	HOUSTON	4	110	1	48t
Mark Clayton	10/7/84	at Pittsburgh	5	110	0	33
Mark Duper	11/2/86	HOUSTON	2	110	1	85t
Jim Jensen	11/6/88	at New England	12	110	0	17
Scott Schwedes	12/18/88	at Pittsburgh	4	110	0	42
Tony Martin	10/4/93	WASHINGTON	4	110	1	80t
Irving Fryar	12/4/94	BUFFALO	5	110	2	45t
Irving Fryar	9/3/95	N.Y. JETS	5	110	2	50t
O.J. McDuffie	11/23/97	at New England	9	110	0	27
Duriel Harris	9/11/83	NEW ENGLAND	4	109	1	64t
Nat Moore	9/29/85	at Denver	5	109	1	69t
Mark Clayton	10/19/86	L.A. RAIDERS	4	109	1	68t
Mark Duper	11/16/86	at Buffalo	7	109	1	27t
* Keith Jackson	1/8/95	at San Diego	8	109	2	31
Tony Martin	12/5/99	INDIANAPOLIS	6	109	1	33t
Paul Warfield	10/31/71	at L.A. Rams	3	108	1	74t
Mark Clayton	12/12/88	CLEVELAND	8	108	2	21
O.J. McDuffie	11/6/94	INDIANAPOLIS	7	108	1	28t
Mark Duper	12/2/85	CHICAGO	5	107	0	52
Scott Schwedes	11/12/89	at N.Y. Jets	3	107	1	65t
Terry Kirby	12/13/93	PITTSBURGH	7	107	0	47
Larry Seiple	11/16/69	at Buffalo	8	106	0	25
Nat Moore	10/17/76	KANSAS CITY	5	106	0	39
* Duriel Harris	1/2/82	SAN DIEGO	6	106	0	34
Mark Clayton	10/28/84	BUFFALO	3	106	2	65t
Mark Clayton	9/15/85	INDIANAPOLIS	8	106	1	26
Tony Martin	12/1/91	TAMPA BAY	5	106	1	51
Mark Duper	12/15/91	at San Diego	8	106	0	39
O.J. McDuffie	11/10/96	INDIANAPOLIS	6	106	1	36
Charles Jordan	11/30/97	at Oakland	5	106	2	44t
Nat Moore	11/4/84	at N.Y. Jets	5	105	1	37t
Andre Brown	10/29/89	at Buffalo	5	105	1	44t
O.J. McDuffie	12/13/98	N.Y. JETS	11	105	1	20
Joe Auer	11/27/66	NEW ENGLAND	5	104	1	22
Karl Noonan	9/14/68	HOUSTON	7	104	1	44
Paul Warfield	9/15/74	at New England	5	104	0	39
Howard Twilley	10/17/76	KANSAS CITY	8	104	0	20
Mark Clayton	12/13/87	at Philadelphia	7	104	2	21
Tony Martin	10/13/91	at Kansas City	4	104	0	54
Paul Warfield	12/15/73	DETROIT	6	103	4	29
Irving Fryar	9/26/93	at Buffalo	7	103	1	36t
Mark Ingram	10/31/93	KANSAS CITY	4	103	1	77t
Irving Fryar	11/7/93	at N. Y. Jets	6	103	1	65t
Irving Fryar	11/27/94	at N.Y. Jets	5	103	0	25
Oronde Gadsden	12/5/99	INDIANAPOLIS	6	103	1	24t
Jack Clancy	10/8/67	KANSAS CITY	6	102	0	28
Larry Seiple	11/2/69	at N.Y. Jets	7	102	2	29t
Nat Moore	11/9/75	N.Y. JETS	4	102	0	63
Nat Moore	12/15/79	N.Y. JETS	5	102	0	34
Tony Nathan	11/20/80	SAN DIEGO	7	102	1	20
Mark Duper	9/28/86	SAN FRANCISCO	7	102	0	24
Mark Duper	10/5/86	at New England	4	102	0	45
Mark Clayton	12/10/89	NEW ENGLAND	6	102	0	34
Mark Clayton	12/24/89	KANSAS CITY	6	102	1	35
O.J. McDuffie	11/29/98	NEW ORLEANS	9	102	3	22t
Tony Martin	12/27/99	N.Y. JETS	6	102	1	32t
Oronde Gadsden	11/4/01	CAROLINA	5	102	0	61
Chris Chambers	9/29/02	at Kansas City	6	102	0	38
Randy McMichael	10/19/03	NEW ENGLAND	8	102	0	22
Jim Mandich	9/29/74	at San Diego	4	101	0	44
* Tony Nathan	1/4/86	CLEVELAND	10	101	0	39
Tony Nathan	9/28/86	SAN FRANCISCO	10	101	0	18
Mark Duper	10/19/86	L.A. RAIDERS	4	101	0	44
Tony Martin	9/13/99	at Denver	4	101	0	40
Chris Chambers	11/25/01	at Buffalo	5	101	2	32t

PLAYER	DATE	OPPONENT	NO.	YDS.	TD	LG
Mark Duper	11/1/87	PITTSBURGH	5	100	1	50t
Mark Clayton	9/29/91	at N.Y. Jets	7	100	1	25
Mark Duper	11/16/92	BUFFALO	5	100	0	55
Keith Jackson	9/18/94	N.Y. JETS	6	100	0	35
Charles Jordan	9/14/97	at Green Bay	4	100	1	44

100-PLUS RUSHING YARDS

PLAYER	DATE	OPPONENT	ATT.	YDS.	TD	LG
Ricky Williams	12/1/02	at Buffalo	27	228	2	55t
Ricky Williams	12/9/02	CHICAGO	31	216	2	63t
* Lamar Smith	12/30/00	INDIANAPOLIS	40	209	2	24
+ Mercury Morris	9/30/73	NEW ENGLAND	15	197	3	70t
Ricky Williams	12/29/02	at New England	31	185	2	30
Gary Davis	12/17/77	BUFFALO	26	172	1	60t
Troy Stradford	11/22/87	at Dallas	17	169	1	51
Sammie Smith	9/9/90	at New England	23	159	1	27
Lamar Smith	1/6/02	BUFFALO	30	158	1	25
Lamar Smith	10/23/00	at N.Y. Jets	23	155	2	68t
Ricky Williams	9/21/03	BUFFALO	42	153	1	21
Karim Abdul-Jabbar	12/22/96	at N.Y. Jets	30	152	1	17t
Abner Haynes	9/17/67	DENVER	12	151	2	65t
Delvin Williams	11/9/80	at Los Angeles	12	151	0	65
Ricky Williams	9/22/02	N.Y. JETS	24	151	1	53t
Bernie Parmalee	10/16/94	L.A. RAIDERS	30	150	0	26
Lorenzo Hampton	11/24/86	N.Y. JETS	19	148	2	54t
Mark Higgs	9/1/91	at Buffalo	30	146	1	20
** Larry Csonka	1/13/74	vs. Minnesota	33	145	2	14t
Lamar Smith	9/3/00	SEATTLE	27	145	1	36
Mercury Morris	11/11/73	BALTIMORE	12	144	2	53t
Delvin Williams	11/12/78	at Buffalo	26	144	2	26t
Lamar Smith	10/7/01	NEW ENGLAND	29	144	1	17
Ricky Williams	11/24/02	SAN DIEGO	29	143	2	19
Leroy Harris	12/5/77	BALTIMORE	17	140	1	77t
Benny Malone	10/9/77	at Baltimore	12	139	2	62t
Larry Csonka	10/24/71	at N.Y. Jets	20	137	2	21t
Delvin Williams	9/17/78	BUFFALO	24	135	1	18t
Ricky Williams	9/15/02	at Indianapolis	24	132	0	19
Mark Higgs	12/1/91	TAMPA BAY	25	131	1	19t
Andra Franklin	12/5/82	MINNESOTA	28	129	1	12t
Bernie Parmalee	12/12/94	KANSAS CITY	19	127	1	47t
Karim Abdul-Jabbar	11/15/98	at Carolina	25	127	1	30
Mercury Morris	10/5/75	at Green Bay	31	125	0	11
Lamar Smith	11/5/00	at Detroit	24	125	2	46t
Ricky Williams	9/14/03	at N.Y. Jets	34	125	1	22
Mercury Morris	10/26/75	at Buffalo	20	124	0	35
Karim Abdul-Jabbar	9/15/96	N.Y. JETS	23	124	2	29
Larry Csonka	12/2/74	CINCINNATI	24	123	0	24
Sammie Smith	11/5/89	INDIANAPOLIS	25	123	0	25
Bernie Parmalee	10/30/94	at New England	25	123	0	17
Larry Csonka	11/9/69	at Boston	16	121	1	54t
Jim Kiick	10/24/71	at N.Y. Jets	17	121	0	24
Don Nottingham	9/28/75	at New England	16	120	1	40t
Troy Stradford	12/7/87	N.Y. JETS	30	120	3	21
Bernie Parmalee	10/22/95	at N.Y. Jets	24	120	0	25
Benny Malone	10/31/76	NEW ENGLAND	21	119	0	17
Delvin Williams	9/3/78	at N.Y. Jets	11	119	1	58t
Tony Nathan	12/6/81	NEW ENGLAND	17	119	0	24
Larry Csonka	9/17/72	at Kansas City	21	118	1	17t
Benny Malone	10/24/76	at Tampa Bay	22	118	1	28
* Larry Csonka	12/30/73	OAKLAND	29	117	3	15
Mercury Morris	11/7/71	BUFFALO	13	116	1	45
Delvin Williams	10/22/78	at New England	19	116	1	24
Larry Csonka	12/6/70	NEW ENGLAND	21	115	1	30
Karim Abdul-Jabbar	9/1/96	NEW ENGLAND	26	115	1	14
Larry Csonka	11/27/72	ST. LOUIS	16	114	0	20
Larry Csonka	10/15/73	at Cleveland	21	114	2	13

PLAYER	DATE	OPPONENT	ATT.	YDS.	TD	LG
* Larry Csonka	12/21/74	at Oakland	24	114	0	26
Mercury Morris	10/19/75	at N.Y. Jets	16	114	1	49
Mark Higgs	10/24/93	INDIANAPOLIS	17	114	0	31
Mercury Morris	12/3/72	at New England	15	113	0	20
** Larry Csonka	1/14/73	vs. Washington	15	112	0	22
* Andra Franklin	1/8/83	NEW ENGLAND	26	112	1	13
Jim Kiick	11/10/68	at Buffalo	23	111	1	25t
Benny Malone	10/3/76	L.A. RAMS	19	111	1	20
Mark Higgs	9/8/91	INDIANAPOLIS	27	111	0	24
Mark Higgs	9/20/92	L.A. RAMS	23	111	0	12
Ricky Williams	9/8/02	DETROIT	20	111	2	37
Ricky Williams	12/21/03	at Buffalo	29	111	0	22
Troy Stradford	11/1/87	PITTSBURGH	19	110	1	13
Lorenzo Hampton	12/22/86	NEW ENGLAND	13	109	0	20
Larry Csonka	11/30/70	at Atlanta	19	108	1	18
Jim Kiick	9/26/71	at Buffalo	20	108	0	16
Benny Malone	11/3/74	ATLANTA	24	108	1	13
Leroy Harris	11/20/77	at Cincinnati	20	108	0	16
Sammie Smith	12/30/90	INDIANAPOLIS	29	108	1	13
Mark Higgs	11/21/93	NEW ENGLAND	19	108	0	29
Karim Abdul-Jabbar	10/19/97	at Baltimore	22	108	3	15
Karim Abdul-Jabbar	9/6/98	at Indianapolis	23	108	1	16
Karim Abdul-Jabbar	9/20/98	PITTSBURGH	33	108	1	18
Larry Csonka	10/22/72	BUFFALO	18	107	1	21
Mercury Morris	11/19/72	N.Y. JETS	23	107	2	20t
Larry Csonka	11/4/73	at N.Y. Jets	19	107	0	16
Norm Bulaich	9/13/76	at Buffalo	19	107	0	26
Delvin Williams	10/9/78	CINCINNATI	24	107	0	19
Andra Franklin	12/12/82	at New England	23	107	0	15
Mark Higgs	11/8/92	at Indianapolis	20	107	1	22
Lamar Smith	12/10/01	INDIANAPOLIS	28	107	0	17
Ricky Williams	11/23/03	WASHINGTON	23	107	2	24t
Ricky Williams	12/15/03	PHILADELPHIA	18	107	1	45
Jim Kiick	11/2/69	at N.Y. Jets	15	106	0	27
Mercury Morris	11/5/72	at Buffalo	11	106	2	33
* Mercury Morris	12/23/73	CINCINNATI	20	106	1	25
Larry Csonka	9/29/74	at San Diego	21	106	2	14
J.J. Johnson	11/21/99	NEW ENGLAND	31	106	1	14
Benny Malone	10/16/77	N.Y. JETS	22	105	1	15t
Joe Carter	10/14/84	HOUSTON	13	105	1	25
Ricky Williams	10/6/02	NEW ENGLAND	36	105	0	12
Ricky Williams	11/16/03	BALTIMORE	36	105	0	16
Jim Kiick	10/6/68	at Houston	26	104	0	12
Larry Csonka	11/29/71	CHICAGO	16	104	1	19
Larry Csonka	9/16/73	SAN FRANCISCO	22	104	0	25
Benny Malone	10/27/74	BALTIMORE	19	104	1	23t
Benny Malone	12/8/74	at Baltimore	17	104	0	17
Gary Davis	11/24/77	at St. Louis	20	104	0	16
Karim Abdul-Jabbar	11/3/96	at New England	29	104	2	15
Ricky Williams	11/27/03	at Dallas	31	104	0	15
Larry Csonka	9/26/71	at Buffalo	20	103	1	17
Andra Franklin	9/12/82	at N.Y. Jets	28	103	2	18
Bernie Parmalee	11/5/95	at San Diego	19	103	0	40
Karim Abdul-Jabbar	11/9/97	N.Y. JETS	25	103	2	13
Larry Csonka	10/8/72	at N.Y. Jets	18	102	0	15
Don Nottingham	10/27/74	BALTIMORE	19	102	1	24
Don Nottingham	10/5/75	at Green Bay	21	102	3	14
Bernie Parmalee	11/26/95	at Indianapolis	20	102	0	15
Ricky Williams	11/17/02	BALTIMORE	26	102	2	18
Andra Franklin	11/1/81	BALTIMORE	23	101	0	15
Ricky Williams	12/15/02	OAKLAND	27	101	0	16
Mercury Morris	10/28/73	at New England	14	100	1	11
Terry Kirby	9/18/94	N.Y. JETS	15	100	1	30
Lamar Smith	12/3/00	at Buffalo	28	100	0	22

* Playoff game

** Super Bowl

+ Single-game record by two rushers, 277 yards; includes Larry Csonka 18 for 80.

OPPONENTS INDIVIDUAL RECORDS

The following individual records relate solely to service against the Miami Dolphins. They include National Football League regular-season statistics only – with the exception of those single-game records marked by "*" or "**".

* Playoff game

** Super Bowl

RUSHING

MOST RUSHING YARDS

Career

- 1,620 Thurman Thomas, Buffalo (20 games), 364 attempts
- 1,507 Freeman McNeil, N.Y. Jets (21 games), 281 attempts
- 1,207 Curtis Martin, N.E., N.Y. Jets (17 games), 335 attempts
- 1,177 O.J. Simpson, Buffalo (17 games), 240 attempts
- 1,065 Eric Dickerson, L.A. Rams, Ind., L.A. Raiders (11 games), 231 attempts

Game

- 203 O.J. Simpson, Buffalo (12/5/76 at Miami), 24 attempts
- 203 Rueben Mayes, New Orleans (12/7/86 at New Orleans), 28 attempts
- 199 Earl Campbell, Houston (11/20/78 at Houston), 28 attempts
- *199 Terrell Davis, Denver (1/9/99 at Denver), 21 attempts
- 173 Freeman McNeil, N.Y. Jets (11/14/85 at New York), 28 attempts
- 173 Ricky Watters, Philadelphia (10/20/96 at Philadelphia), 25 attempts

MOST RUSHING ATTEMPTS

Career

- 364 Thurman Thomas, Buffalo (20 games)
- 335 Curtis Martin, N.E., N.Y. Jets (17 games)
- 281 Freeman McNeil, N.Y. Jets (21 games)
- 240 O.J. Simpson, Buffalo (17 games)
- 235 Lydell Mitchell, S.D., Balt. (eight games)

Game

- **38 John Riggins, Washington (1/30/83 at Pasadena), 166 yards
- 36 James Jones, Detroit (10/27/85 at Detroit), 114 yards
- 36 Curtis Martin, N.Y. Jets (10/4/98 at New York), 108 yards
- 35 Lydell Mitchell, Baltimore (12/9/73 at Baltimore), 104 yards
- 35 Thurman Thomas, Buffalo (12/17/95 at Buffalo), 148 yards
- 35 Travis Henry, Buffalo (12/1/02 at Buffalo), 151 yards

MOST RUSHING TOUCHDOWNS

Career

- 11 Curtis Martin, N.E., N.Y. Jets (17 games)
- 8 Jim Nance, Boston, N.Y. Jets (10 games)
- 8 Thurman Thomas, Buffalo (20 games)

- 7 Marcus Allen, Oak./L.A. Raiders, K.C. (eight games)
- 6 Eric Dickerson, L.A. Rams, Ind., L.A. Raiders (11 games)
- 6 Lydell Mitchell, S.D., Balt. (12 games)
- 6 Kenneth Davis, G.B., Buff. (13 games)

Game

- 4 Earl Campbell, Houston (11/20/78 at Houston)
- 3 Paul Robinson, Cincinnati (11/17/68 at Cincinnati)
- 3 Don McCauley, Baltimore (11/23/75 at Miami)
- 3 Marcus Allen, L.A. Raiders (12/2/84 at Miami)
- 3 Merrill Hoge, Pittsburgh (11/26/89 at Miami)
- 3 Earnest Byner, Washington (12/2/90 at Washington)
- 3 Rod Bernstein, San Diego (12/15/91 at San Diego)
- 3 Kenneth Davis, Buffalo (12/19/93 at Miami)
- 3 Natrone Means, San Diego (12/27/93 at San Diego)
- 3 Curtis Martin, New England (11/3/96 at New England)

HIGHEST RUSHING AVERAGE

Career (minimum 125 attempts)

- 5.4 Freeman McNeil, N.Y. Jets (21 games), 281/1,507 yards
- 5.2 Jim Nance, Bost., N.Y. Jets (10 games), 167/867 yards
- 5.0 O.J. Simpson, Buffalo (17 games), 240/1,177 yards

Game (minimum 10 attempts)

- 10.4 Curtis Brown, Buffalo (11/12/78 at Buffalo), 11/114 yards
- 10.2 Johnny Hector, N.Y. Jets (12/22/91 at Miami), 13/132 yards
- *10.1 Earnest Byner, Cleveland (1/4/86 at Miami), 16/161 yards
- 9.8 Robert Holmes, Kansas City (9/28/68 at Miami), 13/128 yards

MOST 100-YARD RUSHING GAMES

- 7 Eric Dickerson, L.A. Rams, Ind., L.A. Raiders (11 games)
- 6 Thurman Thomas, Buffalo (20 games)
- 5 Freeman McNeil, N.Y. Jets (21 games)
- 5 Jim Nance, Bost., N.Y. Jets (10 games)

LONGEST RUNS FROM SCRIMMAGE

- *90t Fred Taylor, Jacksonville (1/15/00 at Jacksonville)
- 81t Earl Campbell, Houston (11/20/78 at Houston)
- 80t Carl Garrett, Boston (11/9/69 at Boston)
- 77t Fred Taylor, Jacksonville (10/12/98 at Jacksonville)

- 76t Robert Holmes, Kansas City (9/28/68 at Miami)
- 75t O.J. Simpson, Buffalo (12/5/76 at Miami)
- *66t Earnest Byner, Cleveland (1/4/86 at Miami)
- 65t Natrone Means, San Diego (12/27/93 at San Diego)
- 64t Hoyle Granger, Houston (12/23/67 at Miami)
- 64t Lydell Mitchell, Baltimore (10/9/77 at Baltimore)
- 63t Rod Bernstine, San Diego (12/15/91 at San Diego)
- *62 Terrell Davis, Denver (1/9/99 at Denver)
- 59t Henry Marshall, Kansas City (10/17/76 at Miami)
- 58 Freeman McNeil, N.Y. Jets (9/29/91 at New York)
- 56t Don Woods, San Diego (9/29/74 at San Diego)
- 55t Mosi Tatupu, New England (11/13/83 at New England)

PASSING

MOST YARDS PASSING

Career

- 4,909 Drew Bledsoe, N.E., Buff. (20 games)
- 4,902 Joe Ferguson, Buff., T.B., Ind. (25 games)
- 4,560 Jim Kelly, Buffalo (20 games)
- 3,837 Ken O'Brien, N.Y. Jets, Phil. (16 games)
- 3,709 Steve Grogan, New England (22 games)

Game

- 479 Ken O'Brien, N.Y. Jets (9/21/86 at New York), 29 of 43
- 436 James Harris, L.A. Rams (10/3/76 at Miami), 17 of 29
- *433 Dan Fouts, San Diego (1/2/82 at Miami), 33 of 53
- 423 Drew Bledsoe, New England (11/23/98 at New England), 28 of 54
- 421 Drew Bledsoe, New England (9/4/94 at Miami), 32 of 51

MOST PASS ATTEMPTS

Career

- 723 Joe Ferguson, Buff., T.B., Ind. (25 games)
- 707 Drew Bledsoe, N.E., Buff. (20 games)
- 621 Jim Kelly, Buffalo (20 games)
- 535 Steve Grogan, New England (22 games)
- 489 Ken O'Brien, N.Y. Jets, Phil. (16 games)

Game

- 59 Vinny Testaverde, N.Y. Jets (10/23/00 at New York), 36 completions
- 56 Dan Fouts, San Diego (11/18/84 at San Diego), 37 completions
- 55 Joe Ferguson, Buffalo (10/9/83 at Miami), 38 completions
- 55 Steve Bono, Kansas City (12/12/94 at Miami), 33 completions
- 54 Drew Bledsoe, New England (11/23/98 at New England), 28 completions

MOST PASS COMPLETIONS

Career

- 418 Joe Ferguson, Buff., T.B., Ind. (25 games)

- 388 Jim Kelly, Buffalo (20 games)
- 378 Drew Bledsoe, N.E., Buff. (20 games)
- 303 Ken O'Brien, N.Y. Jets, Phil. (16 games)
- 280 Steve Grogan, New England (22 games)

Game

- 38 Joe Ferguson, Buffalo (10/9/83 at Miami), 55 attempts
- 37 Dan Fouts, San Diego (11/18/84 at San Diego), 56 attempts
- 36 Vinny Testaverde, N.Y. Jets (10/23/00 at New York), 59 attempts
- *33 Dan Fouts, San Diego (1/2/82 at Miami), 53 attempts
- 33 Steve Bono, Kansas City (12/12/94 at Miami), 55 attempts
- 33 Troy Aikman, Dallas (10/27/96 at Miami), 41 attempts

MOST CONSECUTIVE PASS COMPLETIONS

- 15 Steve DeBerg, San Francisco (11/16/80 at Miami)

MOST TOUCHDOWN PASSES

Career

- 26 Joe Ferguson, Buff., T.B., Ind. (25 games)
- 25 Ken O'Brien, N.Y. Jets, Phil. (16 games)
- 25 Drew Bledsoe, N.E., Buff. (20 games)
- 24 Jim Kelly, Buffalo (20 games)
- 21 Steve Grogan, New England (22 games)

Game

- 5 Len Dawson, Kansas City (10/8/67 at Kansas City)
- 5 Babe Parilli, Boston (10/15/67 at Boston)
- 5 Joe Ferguson, Buffalo (10/9/83 at Miami)
- 5 Vinny Testaverde, N.Y. Jets (10/23/00 at New York)
- 5 Trent Green, Kansas City (9/29/02 at Kansas City)
- 4 18 times (last – Kurt Warner at St. Louis, 9/30/01)

MOST PASSES HAD INTERCEPTED

Career

- 33 Joe Ferguson, Buff., T.B., Ind. (25 games)
- 28 Drew Bledsoe, N.E., Buff. (20 games)
- 25 Richard Todd, N.Y. Jets (14 games)
- 25 Joe Namath, N.Y. Jets (16 games)
- 25 Steve Grogan, New England (22 games)

Game

- 6 Joe Namath, N.Y. Jets (10/19/75 at New York), 24 attempts
- 6 Donald Hollas, Oakland (12/6/98 at Oakland), 31 attempts
- *5 Mike Phipps, Cleveland (12/24/72 at Miami), 23 attempts
- 5 Bill Troup, Baltimore (9/10/78 at Baltimore), 33 attempts
- 5 Ken Stabler, Oakland (12/10/78 at Miami), 36 attempts
- *5 Dan Fouts, San Diego (1/6/83 at Miami), 34 attempts
- *5 Richard Todd, N.Y. Jets (1/23/83 at Miami), 37 attempts
- 5 Richard Todd, N.Y. Jets (10/16/83 at New York), 26 attempts
- 5 Drew Bledsoe, New England (11/21/99 at Miami), 34 attempts

HIGHEST COMPLETION PERCENTAGE

Career (minimum 100 completions)

- 69.9 Troy Aikman, Dallas (four games), 102 of 146 attempts
- 68.9 Warren Moon, Hou., Minn. (six games), 102 of 148 attempts
- 65.3 Bernie Kosar, Cleveland (seven games), 130 of 199 attempts
- 62.4 Jim Kelly, Buffalo (20 games), 388 of 621 attempts
- 62.4 Dan Fouts, San Diego (six games), 136 of 218 attempts

Game (minimum 12 completions)

- 86.7 Joe Namath, N.Y. Jets (10/22/67 at Miami), 13 of 15
- 82.6 Warren Moon, Houston (10/1/89 at Houston), 19 of 23
- 80.5 Troy Aikman, Dallas (10/27/96 at Miami), 33 of 41
- 80.0 Babe Parilli, Boston (10/15/67 at Boston), 16 of 20
- 80.0 Chris Chandler, Indianapolis (12/4/88 at Miami), 12 of 15

MOST 300-YARD PASSING GAMES

Career

- 6 Drew Bledsoe, N.E., Buff. (20 games)
- 3 Ken O'Brien, N.Y. Jets, Phil. (16 games)
- 3 Joe Ferguson, Buff., T.B., Ind. (25 games)
- 3 Jim Kelly, Buffalo (20 games)
- 3 Vinny Testaverde, T.B., Cle., Bal., N.Y. Jets (11 games)

LONGEST PASS PLAYS

- 93t Mike Livingston to Otis Taylor, 79 yards; lateral to Robert Holmes, 14 yards (10/19/69 at Kansas City)
- 92t Joe Ferguson to Frank Lewis (9/17/78 vs. Buffalo)
- 89t Len Dawson to Otis Taylor (11/13/66 at Kansas City)
- 89t Joe Namath to Richard Caster (10/7/74 at N.Y. Jets)
- 84t Drew Bledsoe to Ben Coates (11/3/96 at New England)
- 83t Jim Kelly to Andre Reed (12/4/94 vs. Buffalo)
- *82t Daryle Lamonica to Rod Sherman (12/27/70 at Oakland)
- 82t Dan Pastorini to Charlie Joiner (9/24/72 vs. Houston)
- 82t Tom Brady to Troy Brown (10/19/03 vs. New England)
- 80t Sam Wyche to Bob Trumpy (11/17/68 vs. Cincinnati)
- 80t Ken Anderson to Isaac Curtis (11/28/83 vs. Cincinnati)
- 80t Warren Moon to Butch Woolfolk (9/8/85 at Houston)
- 80t Mike Pagel to Wayne Capers (11/17/85 at Indianapolis)
- 80t John Friesz to Brian Blades (10/6/96 vs. Seattle)
- 80t Alex Van Pelt to Eric Moulds (11/25/01 at Buffalo)

RECEIVING

MOST RECEPTIONS

Career

- 122 Andre Reed, Buffalo (28 games)
- 79 Marvin Harrison, Indianapolis (14 games)
- 78 Al Toon, N.Y. Jets (14 games)
- 71 Stanley Morgan, N.E., Ind. (23 games)
- 70 Wesley Walker, N.Y. Jets (18 games)

Game

- 15 Isaac Bruce, St. Louis (12/24/95 at St. Louis), 210 yards
- 14 Al Toon, N.Y. Jets (11/27/88 at New York), 181 yards
- *13 Kellen Winslow, San Diego (1/2/82 at Miami), 166 yards
- 12 Eric Sievers, San Diego (11/18/84 at Miami), 119 yards
- 12 Michael Irvin, Dallas (10/27/96 at Miami), 186 yards
- 12 Richie Anderson, N.Y. Jets (10/23/00 at New York), 109 yards

MOST RECEIVING YARDS

Career

- 1,731 Andre Reed, Buffalo (28 games), 122 receptions
- 1,423 Stanley Morgan, N.E., Ind. (23 games), 71 receptions
- 1,342 Wesley Walker, N.Y. Jets (18 games), 70 receptions
- 1,094 Al Toon, N.Y. Jets (14 games), 78 receptions
- 1,059 Marvin Harrison, Indianapolis (14 games), 79 receptions

Game

- *240 Eric Moulds, Buffalo (1/2/99 at Miami), 9 receptions
- 220 Ron Jessie, Los Angeles (10/3/76 at Miami), 7 receptions
- 210 Isaac Bruce, St. Louis (12/24/95 at St. Louis), 15 receptions
- 196 Eric Moulds, Buffalo (11/25/01 at Buffalo), 6 receptions
- 194 Wesley Walker, N.Y. Jets (9/21/86 at New York), 6 receptions

MOST RECEIVING TOUCHDOWNS

Career

- 17 Wesley Walker, N.Y. Jets (18 games), 70 receptions
- 13 Irving Fryar, N.E., Phil., Wash. (20 games), 61 receptions
- 10 Andre Reed, Buffalo (28 games), 122 receptions
- 9 Ben Coates, N.E., Balt (15 games), 61 receptions
- 9 Eric Moulds, Buffalo (16 games), 52 receptions
- 8 Marvin Harrison, Indianapolis (14 games), 79 receptions
- 7 Wayne Chrebet, N.Y. Jets (17 games), 64 receptions

Game

- 4 Jimmie Giles, Tampa Bay (10/20/85 at Miami)

- 4 Wesley Walker, N.Y. Jets (9/21/86 at New York)
- 4 Irving Fryar, Philadelphia (10/20/96 at Philadelphia)
- 3 Jim Whalen, Boston (10/15/67 at Boston)
- 3 Billy Cannon, Oakland (11/19/67 at Oakland)
- 3 Don Maynard, N.Y. Jets (12/1/68 at New York)
- 3 Morris Owens, Tampa Bay (10/24/76 at Tampa)
- 3 Sammy White, Minnesota (12/11/76 at Miami)
- 3 Cris Carter, Minnesota (9/25/94 at Minnesota)
- 3 Carl Pickens, Cincinnati (10/1/95 at Cincinnati)
- 3 Ken Dilger, Indianapolis (12/14/97 at Indianapolis)
- 3 Ed McCaffrey, Denver (9/13/99 at Denver)
- 3 Marvin Harrison, Indianapolis (11/11/01 at Indianapolis)
- 3 Tony Gonzalez, Kansas City (9/29/02 at Kansas City)

HIGHEST RECEIVING AVERAGE

Career (minimum 40 receptions)

- 20.0 Stanley Morgan, N.E., Ind. (23 games), 71/1,423 yards
- 19.2 Wesley Walker, N.Y. Jets (18 games), 70/1,342 yards
- 17.8 Eric Moulds, Buffalo (16 games), 52/925
- 17.3 Shawn Jefferson, S.D., N.E. (12 games), 42/727 yards
- 16.6 Bob Moore, N.Y. Jets, Ariz. (12 games), 48/799

Game (minimum three receptions)

- 43.3 Theo Bell, Pittsburgh (11/30/80 at Pittsburgh), 4/173 yards
- 40.0 Butch Woolfolk, Houston (9/8/85 at Houston), 3/120 yards
- 39.0 Richard Caster, N.Y. Jets (10/7/74 at Miami), 3/117 yards
- 38.0 Stanley Morgan, New England (10/21/84 at New England), 3/114 yards

MOST 100-YARD RECEIVING GAMES

- 5 Al Toon, N.Y. Jets (14 games)
- 5 Andre Reed, Buffalo (28 games)
- 5 Stanley Morgan, N.E., Ind. (23 games)
- 4 Wesley Walker, N.Y. Jets (18 games)
- 4 Marvin Harrison, Indianapolis (14 games)
- 3 Otis Taylor, Kansas City (six games)
- 3 Tim Brown, Oakland (10 games)
- 3 Wayne Chrebet, N.Y. Jets (17 games)

FIELD GOALS

MOST FIELD GOALS

Game

- 5 Roy Gerela, Houston (9/28/69 at Houston), 5 attempts
- 5 Dean Biasucci, Indianapolis (9/25/88 at Indianapolis), 6 attempts
- *5 Steve Christie, Buffalo (1/17/93 at Miami), 6 attempts
- 5 Jason Elam, Denver (10/13/02 at

- Denver), 5 attempts
- 5 Kris Brown, Houston (9/7/03 at Miami), 7 attempts
- 4 George Blanda, Oakland (9/23/73 at Oakland), 4 attempts
- 4 Rick Danmeier, Minnesota (9/16/79 at Minnesota), 4 attempts
- 4 Matt Bahr, Cleveland (11/10/86 at Cleveland), 5 attempts
- 4 Dean Biasucci, Indianapolis (11/15/87 at Miami), 4 attempts
- 4 Gary Anderson, Pittsburgh (12/18/88 at Pittsburgh), 4 attempts
- 4 Steve Christie, Buffalo (11/16/92 at Miami), 5 attempts
- 4 Jeff Jaeger, Chicago (10/27/97 at Miami), 4 attempts (OT)
- 4 Adam Vinatieri, New England (11/23/98 at New England), 4 attempts
- 4 Adam Vinatieri, New England (12/29/02 at New England), 4 attempts (OT)

LONGEST FIELD GOALS

- 59 Steve Christie, Buffalo (9/26/93 at Buffalo)
- 55 Dean Biasucci, Indianapolis (12/30/90 at Miami)
- 55 Matt Bahr, New England (11/12/95 at Miami)
- 55 Jason Elam, Denver (10/13/02 at Denver)
- 54 Steve Christie, Buffalo (11/16/92 at Miami)
- 53 Roger Ruzek, Philadelphia (12/9/90 at Miami)
- 53 David Akers, Philadelphia (10/24/99 at Miami)
- 53 Mike Vanderjagt, Indianapolis (12/5/99 at Miami)
- 53 Gary Anderson, Minnesota (12/21/02 at Minnesota)
- 52 Jan Stenerud, Kansas City (9/28/68 at Miami)
- 52 Raul Allegre, Indianapolis (12/9/84 at Indianapolis)
- 52 Norm Johnson, Atlanta (10/11/92 at Miami)
- 52 Jason Elam, Denver (12/21/98 at Miami)
- 52 Steve Christie, Buffalo (10/4/99 at Miami)
- 52 Jason Elam, Denver (10/13/02 at Denver)
- 52 Paul Edinger, Chicago (12/9/02 at Miami)

INTERCEPTIONS

MOST INTERCEPTIONS

Career

- 7 Johnny Robinson, Kansas City (six games)
- 6 Raymond Clayborn, N.E., Clev. (16 games)
- 6 Willie Brown, Oakland (10 games)
- 6 Ronnie Lippett, New England (16 games)
- 6 Mike Prior, Ind., G.B. (12 games)
- 6 Victor Green, N.Y. Jets, N.E. (19 games)
- 6 Marcus Coleman, N.Y. Jets (13 games)
- 6 Nate Clements, Buffalo (six games)

Game

- 3 Clarence Duren, San Diego (10/30/77 at Miami), 45 yards

- 3 Jeff Nixon, Buffalo (9/7/80 at Buffalo), 51 yards
- 3 Erik McMillan, N.Y. Jets (10/23/88 at Miami), 57 yards
- 3 Marcus Coleman, N.Y. Jets (10/23/00 at N.Y. Jets), 7 yards
- 3 Greg Wesley, Kansas City (9/29/02 at Kansas City), 71 yards
- 3 Nate Clements, Buffalo (10/20/02 at Miami), 39 yards

MOST INTERCEPTION RETURN YARDS

Game

- 151 Mike Haynes, L.A. Raiders (12/2/84 at Miami), 2 interceptions

LONGEST INTERCEPTION RETURNS

- 102t Eddie Anderson, L.A. Raiders (12/14/92 at Miami), Dan Marino
- 100t Aaron Glenn, N.Y. Jets (9/15/96 at Miami), Dan Marino
- 100t Jimmy Hitchcock, New England (11/23/97 at New England), Dan Marino
- 98t Marcus Coleman, N.Y. Jets (12/27/99 at Miami), Dan Marino
- 97t Mike Haynes, L.A. Raiders (12/2/84 at Miami), Dan Marino
- 97t Najee Mustafa, Cleveland (10/10/93 at Cleveland), Scott Mitchell
- 90t Steve Emtman, Indianapolis (10/25/92 at Miami), Dan Marino
- *90t Tory James, Oakland (1/6/01 at Oakland), Jay Fiedler
- 89t Darren Sharper, Green Bay (11/4/02 at Green Bay), Ray Lucas
- 87 Victor Green, N.Y. Jets (12/13/98 at Miami), Dan Marino
- 83t Erik McMillan, N.Y. Jets (9/29/91 at New York), Dan Marino
- 79t Rob Kelly, New Orleans (11/29/98 at Miami), Dan Marino
- 78t Dwayne Woodruff, Pittsburgh (12/18/88 at Pittsburgh), Dan Marino
- 76t Dave Grayson, Oakland (9/20/69 at Oakland), Bob Griese
- 73 Ronnie Lippett, New England (9/9/90 at New England), Dan Marino
- 71t Darrol Ray, N.Y. Jets (12/20/80 at Miami), David Woodley
- 70t Ronnie Lott, four yards; lateral to Tom Holmoe, 66 yards, San Francisco (9/20/86 at Miami), Dan Marino
- 68 Freddie Robinson, Indianapolis (11/15/87 at Miami), Don Strock
- 67t Brian Dawkins, Philadelphia (10/24/99 at Miami), Damon Huard
- 67t Omar Stoutmire, N.Y. Jets (12/12/99 at N.Y. Jets), Dan Marino
- 66t Ken Houston, Houston (9/14/68 at Miami), Bob Griese
- 65t Kenny Graham, San Diego (10/11/69 at Miami), Bob Griese
- 64t Bryant Westbrook, Detroit (12/7/97 at Miami), Dan Marino
- 63t Victor Green, N.Y. Jets (11/18/01 at Miami), Jay Fiedler

- 60t Butch Byrd, Buffalo (9/18/66 at Buffalo), Rick Norton
- 60t Larry Whigham, New England (11/23/97 at New England), Dan Marino
- 60t Aaron Glenn, N.Y. Jets (11/18/01 at Miami), Jay Fiedler

LONGEST PLAYS

PUNTS

- 89 Luke Prestridge, New England (10/21/84 at New England)
- 80 Chris Mohr, Buffalo (10/13/96 at Buffalo)
- 73 Rich Camarillo, New England (9/13/87 at New England)
- 73 Josh Miller, Pittsburgh (9/20/98 at Miami)
- 73 Todd Sauerbrun, Carolina (11/4/01 at Miami)
- 72 Rohn Stark, Indianapolis (9/23/84 at Miami)

PUNT RETURNS

- 84t Clarence Verdin, Indianapolis (10/25/92 at Miami)
- 83t Billy Johnson, Houston (11/16/75 at Houston)
- 80t Ron Gardin, Baltimore (11/1/70 at Baltimore)
- 75t Dewell Brewer, Indianapolis (12/18/94 at Indianapolis)
- 72t Butch Byrd, Buffalo (9/18/66 at Buffalo)
- 70t Robbie Martin, Indianapolis (11/17/85 at Indianapolis)
- 64t Kevin Williams, Dallas (11/25/93 at Dallas)
- *56t Wes Chandler, San Diego (1/2/82 at Miami)

KICKOFF RETURNS

- 102t Harold Hart, Oakland (9/22/75 at Oakland)
- 99t Jim Duncan, Baltimore (11/1/70 at Baltimore)
- 97t Terrence Wilkins, Indianapolis (10/10/99 at Indianapolis)
- 96t Emerson Boozer, N.Y. Jets (11/20/66 at New York)

FUMBLE RETURNS

- 100t Chris Martin, Kansas City (10/13/91 at Kansas City), Sammie Smith
- *79t Neil Smith, Denver (1/9/99 at Denver), Oronde Gadsden
- 66t Greg Townsend, L.A. Raiders (9/19/83 at L.A. Raiders), David Woodley
- 62t Hugh Douglas, N.Y. Jets (12/22/96 at N.Y. Jets), Stanley Pritchett
- 59t Gabe Northern, Buffalo (10/4/99 at Miami), Dan Marino
- 58t Rick Redman, San Diego (10/2/66 at San Diego), Dick Wood
- 58 Randy McClanahan, Buffalo (11/12/78 at Buffalo), Bob Griese
- 56t Rodney Culver, Indianapolis (9/5/93 at Indianapolis), O.J. McDuffie
- 54t Chris Goode, Indianapolis (10/28/90 at Indianapolis), Tony Paige

50 Gary Hogeboom, Indianapolis (9/14/86 at Miami), his own
 **49t Mike Bass, Washington (1/14/73 at Los Angeles), Garo Yepremian

BLOCKED FIELD GOALS

78t George Radachowsky, N.Y. Jets (9/24/89 at Miami), Pete Stoyanovich
 76t Charles Romes, Buffalo (9/2/79 at Buffalo), Uwe von Schamann

OPPONENTS TOP TENS

RUSHING

PLAYER	TEAMS	GAMES	NO.	YDS.	AVG.	LG	TD
1. Thurman Thomas	Buffalo	20	364	1620	4.5	30t	8
2. Freeman McNeil	N.Y. Jets	21	281	1507	5.4	58	2
3. Curtis Martin	New England, N.Y. Jets	17	335	1207	3.6	37	11
4. O.J. Simpson	Buffalo	17	240	1177	4.9	75t	4
5. Eric Dickerson	L.A. Rams, Ind., L.A. Raid.	11	231	1065	4.6	40	6
6. Lydell Mitchell	San Diego Baltimore	12	235	912	3.9	64t	6
7. Jim Nance	N.Y. Jets, Boston	10	167	867	5.2	30t	8
8. Antowain Smith	Buffalo, New England	12	215	749	3.5	44	4
9. Marshall Faulk	Indianapolis, St. Louis	9	181	676	3.7	40	4
10. Edgerrin James	Indianapolis	6	159	668	4.2	41t	3

PASSING

PLAYER	TEAMS	GAMES	ATT.	COMP.	YDS.	PCT.	TD	INT.
1. Drew Bledsoe	New England, Buffalo	20	707	378	4909	53.5	25	28
2. Joe Ferguson	Buffalo, T.B., Ind.	25	723	418	4902	57.8	26	33
3. Jim Kelly	Buffalo	20	621	388	4560	62.5	24	19
4. Ken O'Brien	N.Y. Jets, Philadelphia	16	489	303	3837	62.0	25	13
5. Steve Grogan	New England	22	535	280	3709	52.3	21	25
6. Joe Namath	N.Y. Jets	16	388	201	2952	51.8	19	25
7. Richard Todd	N.Y. Jets	14	354	203	2718	57.3	18	25
8. Bert Jones	Baltimore, L.A. Rams	13	326	188	2388	57.7	15	6
9. Vinny Testaverde	T.B., Clev., Balt., N.Y. Jets	11	361	213	2249	59.0	15	14
10. Boomer Esiason	Cin., N.Y. Jets, Ariz.	9	282	167	2101	59.2	12	12

RECEPTIONS

PLAYER	TEAMS	GAMES	NO.	YDS.	AVG.	LG	TD
1. Andre Reed	Buffalo	28	122	1731	14.2	83t	10
2. Marvin Harrison	Indianapolis	14	79	1059	13.4	45	8
3. Al Toon	N.Y. Jets	14	78	1094	14.0	44t	3
4. Stanley Morgan	New England, Indianapolis	23	71	1423	20.0	76t	6
5. Wesley Walker	N.Y. Jets	18	70	1342	19.2	71t	17
6. Thurman Thomas	Buffalo	20	67	745	11.1	50t	3
7. Wayne Chrebet	N.Y. Jets	17	64	871	13.6	70	7
8. Bill Brooks	Indianapolis, Buffalo	20	63	658	10.4	47	3
9. Irving Fryar	N.E., Phil., Wash.	20	61	978	16.0	54t	13
Ben Coates	New England, Baltimore	15	61	790	13.0	84t	9

RECEIVING YARDS

PLAYER	TEAMS	GAMES	YDS.	REC.	AVG.	LG	TD
1. Andre Reed	Buffalo	28	1731	122	14.2	83t	10
2. Stanley Morgan	N.E., Indianapolis	23	1423	71	20.0	76t	6
3. Wesley Walker	N.Y. Jets	18	1342	70	19.2	71t	17
4. Al Toon	N.Y. Jets	14	1094	78	14.0	44t	3
5. Marvin Harrison	Indianapolis	14	1059	79	13.4	45	8
6. Irving Fryar	N.E., Phil. Wash.	20	978	61	16.0	54t	13
7. Eric Moulds	Buffalo	16	925	52	17.8	80t	9
8. Wayne Chrebet	N.Y. Jets	17	871	64	18.6	70	7
9. Frank Lewis	Pittsburgh, Buffalo	14	830	46	18.0	92t	2
10. Rob Moore	N.Y. Jets, Arizona	12	799	48	16.6	51	4

OPPONENTS OUTSTANDING PERFORMANCES

300-PLUS PASSING YARDS

PLAYER	TEAM	DATE	ATT.	COMP.	YDS.	TD	INT.	LG
Ken O'Brien	N.Y. Jets	9/21/86	43	29	479	4	1	65t
James Harris	L.A. Rams	10/3/76	29	17	436	2	1	58
* Dan Fouts	San Diego	1/2/82	55	33	433	4	1	43
Drew Bledsoe	New England	11/23/98	54	28	423	2	2	49
Drew Bledsoe	New England	9/4/94	51	32	421	4	2	62t
Joe Ferguson	Buffalo	10/9/83	55	38	419	5	1	35
Drew Bledsoe	New England	11/3/96	41	30	419	3	2	84t
Joe Namath	N.Y. Jets	10/1/67	39	23	415	3	1	62
Bernie Kosar	Cleveland	11/10/86	50	32	401	0	0	44
Ken O'Brien	N.Y. Jets	11/10/85	43	26	393	2	0	44
Boomer Esiason	N.Y. Jets	11/27/94	41	26	382	2	2	69
Elvis Grbac	San Francisco	11/20/95	41	31	382	4	0	47t
Jim Kelly	Buffalo	9/1/91	39	29	381	2	1	54t
Dan Fouts	San Diego	11/18/84	56	37	380	4	1	44
Vinny Testaverde	N.Y. Jets	10/23/00	59	36	378	5	3	30t
Vinny Testaverde	N.Y. Jets	9/14/03	45	29	373	1	1	61
Steve DeBerg	Tampa Bay	10/20/85	32	19	365	4	1	57
Troy Aikman	Dallas	10/27/96	41	33	363	3	0	61
Brett Favre	Green Bay	9/11/94	51	31	362	2	1	35
* Doug Flutie	Buffalo	1/2/99	36	21	360	1	1	65
Jim Kelly	Buffalo	10/25/87	39	29	359	2	0	34
Dennis Shaw	Buffalo	10/18/70	32	24	358	2	2	48
Brian Sipe	Cleveland	11/18/79	42	23	358	3	0	54
Bert Jones	Baltimore	9/27/81	27	20	357	3	1	67t
Steve Grogan	New England	11/8/81	40	23	355	1	4	76t
Daunte Culpepper	Minnesota	9/10/00	37	23	355	1	3	42
Danny White	Dallas	10/25/81	32	22	354	3	1	38
Steve Grogan	New England	11/29/79	39	21	350	3	2	38
Daryle Lamonica	Oakland	9/21/68	24	15	344	4	0	73t
Mike Tomczak	Pittsburgh	11/20/94	42	26	343	0	0	40
Erik Kramer	Chicago	10/27/97	50	32	343	2	0	54
Ken Anderson	Cincinnati	11/28/83	36	23	342	1	2	80t
Pat Ryan	N.Y. Jets	11/27/88	43	27	341	2	1	35
Tony Eason	New England	9/17/89	49	25	341	1	1	45
* Jim Kelly	Buffalo	1/12/91	29	19	339	3	1	44
Joe Ferguson	Buffalo	10/12/81	29	20	338	3	0	65t
Brian Griese	Denver	10/13/02	46	27	335	1	2	52
Steve Bartkowski	Atlanta	9/21/80	36	18	332	2	0	53
Joe Ferguson	Buffalo	12/7/77	40	25	331	3	1	27
** Joe Montana	San Francisco	1/20/85	35	24	331	3	0	34
Vinny Testaverde	Baltimore	10/19/97	47	32	331	1	0	34t
Ken O'Brien	N.Y. Jets	9/24/89	37	27	329	3	1	37t
Drew Bledsoe	New England	1/2/94	43	27	329	4	1	42
Kurt Warner	St. Louis	9/30/01	31	24	328	4	0	45t
Trent Green	Kansas City	9/29/02	34	24	328	5	0	46
Bruce Matheson	Seattle	10/4/87	42	20	326	2	3	30
Warren Moon	Minnesota	9/25/94	37	26	326	3	0	44
Neil O'Donnell	N.Y. Jets	9/15/96	44	25	325	3	3	78t
Boomer Esiason	N.Y. Jets	9/12/93	33	22	323	2	1	51
Glenn Foley	N.Y. Jets	11/9/97	48	25	322	1	1	33
Mark Rypien	St. Louis	12/24/95	42	27	320	2	1	31
Jim Harbaugh	Indianapolis	10/8/95	33	25	319	3	0	47t
Neil O'Donnell	N.Y. Jets	10/12/97	37	24	319	2	0	70
Steve Bono	Kansas City	12/12/94	55	33	314	2	3	22t
* Joe Montana	Kansas City	12/31/94	37	26	314	2	1	57t
Dan Fouts	San Diego	10/15/78	30	22	313	1	2	46
Tony Eason	New England	10/21/84	29	19	313	3	0	76t

PLAYER	TEAM	DATE	ATT.	COMP.	YDS.	TD	INT.	LG
* Mark Malone	Pittsburgh	1/6/85	36	20	312	3	3	29t
Drew Bledsoe	New England	12/24/00	34	18	312	2	2	59
Richard Todd	N.Y. Jets	10/4/81	39	28	310	4	1	46
Alex Van Pelt	Buffalo	11/25/01	34	21	309	3	1	80t
Mike Livingston	Kansas City	10/19/69	34	17	308	1	1	93t
Neil Lomax	St. Louis	9/30/84	37	22	308	1	0	29
* Dan Pastorini	Houston	12/24/78	29	20	306	1	0	34
Jim Kelly	Buffalo	10/4/92	48	25	306	1	4	28
Drew Bledsoe	Buffalo	12/1/02	27	15	306	3	0	73t
Greg Landry	Baltimore	11/25/79	42	25	304	3	2	31t
Sonny Jurgensen	Washington	10/13/74	39	26	303	2	3	37
Peyton Manning	Indianapolis	9/6/98	37	21	302	1	3	42
Pat Ryan	N.Y. Jets	10/4/87	49	30	301	4	2	35t

100-PLUS RECEIVING YARDS

PLAYER	TEAM	DATE	NO.	YDS.	TD	LG
* Eric Moulds	Buffalo	1/2/99	9	240	1	65
Ron Jessie	L.A. Rams	10/3/76	7	220	2	58t
Isaac Bruce	St. Louis	12/24/95	15	210	1	31
Eric Moulds	Buffalo	11/25/01	6	196	2	80t
Wesley Walker	N.Y. Jets	9/21/86	6	194	4	65t
Michael Irvin	Dallas	10/27/96	12	186	1	61
Stanley Morgan	New England	11/8/81	5	182	1	76t
Al Toon	N.Y. Jets	11/27/88	14	181	0	29
Reggie Rucker	Cleveland	11/18/79	9	177	1	54
Marvin Harrison	Indianapolis	11/11/01	9	174	3	45
Theo Bell	Pittsburgh	11/30/80	4	173	0	45
Johnnie Morton	Detroit	12/7/97	9	171	1	41
Cris Carter	Minnesota	9/10/00	9	168	0	42
* Kellen Winslow	San Diego	1/2/82	13	166	1	31
Tommy Kane	Seattle	12/16/90	10	162	0	25
Ben Coates	New England	9/4/94	8	161	2	62t
Don Maynard	N.Y. Jets	12/1/68	7	160	3	54t
Al Toon	N.Y. Jets	9/24/89	10	159	1	37t
Bake Turner	N.Y. Jets	9/3/78	7	157	0	71
Al Toon	N.Y. Jets	11/10/85	10	156	0	44
Andre Reed	Buffalo	9/1/91	11	154	1	54t
Frank Lewis	Buffalo	9/17/78	5	153	1	92t
* James Lofton	Buffalo	1/12/91	7	149	1	44
Jerry Rice	San Francisco	11/20/95	8	149	2	47t
Stanley Morgan	New England	12/22/86	8	148	2	30t
Marlin Briscoe	Buffalo	10/18/70	7	145	2	46t
Raymond Butler	Baltimore	9/27/81	4	145	2	67t
Keyshawn Johnson	N.Y. Jets	12/12/99	11	144	2	27
Marvin Harrison	Indianapolis	9/15/02	11	144	1	33
Mark Carrier	Tampa Bay	10/30/88	9	142	0	47
* Stephone Paige	Kansas City	1/5/91	8	142	1	33
Santana Moss	N.Y. Jets	9/14/03	5	142	1	61
Tony Gonzalez	Kansas City	9/29/02	7	140	3	42t
Jimmy Teal	Seattle	10/4/87	9	137	0	32
Joey Galloway	Seattle	10/6/96	5	137	2	65t
Alfred Jenkins	Atlanta	9/21/80	4	136	0	33
Jeff Graham	N.Y. Jets	9/15/96	5	136	1	78t
* Jimmy Smith	Jacksonville	1/15/00	5	136	2	70t
Ben Coates	New England	11/3/96	5	135	2	84t
Andre Reed	Buffalo	10/13/96	10	134	0	49
Stephone Paige	Kansas City	12/3/89	7	133	1	38t
Fred Biletnikoff	Oakland	9/20/69	9	132	1	13t
Otis Taylor	Kansas City	10/19/69	4	131	0	79
J.J. Birden	Kansas City	12/12/94	10	131	1	22t
Shawn Jefferson	New England	11/23/98	6	131	1	38
Troy Brown	New England	10/19/03	6	131	1	82t
Chris Burkett	Buffalo	10/25/87	9	130	1	34
Eric Moulds	Buffalo	12/1/02	5	130	1	57t
Randy Vataha	New England	12/5/71	7	129	2	51t
* Steve Largent	Seattle	12/29/84	6	128	1	56t

PLAYER	TEAM	DATE	NO.	YDS.	TD	LG
Cris Collinsworth	Cincinnati	11/28/83	8	127	0	48
Jake Reed	Minnesota	9/25/94	9	127	0	21
Andre Reed	Buffalo	12/16/96	6	127	1	67t
Charlie Mitchell	Denver	12/4/66	4	126	1	79t
Wesley Walker	N.Y. Jets	11/26/78	6	126	1	42
Lance Alworth	San Diego	11/12/67	4	125	1	54t
Stanley Morgan	New England	10/5/86	6	125	1	27t
Tim Brown	Oakland	11/30/97	8	125	1	36
Raghib Ismail	Dallas	11/25/99	5	125	1	65t
Marvin Harrison	Indianapolis	12/5/99	8	125	0	36
Stanley Morgan	New England	11/29/79	5	124	1	38t
Rob Moore	N.Y. Jets	9/12/93	6	124	0	51
Rob Moore	N.Y. Jets	11/27/94	7	124	0	35
Jim Whalen	Boston	12/17/67	4	122	0	33
* Fred Biletnikoff	Oakland	12/21/74	8	122	1	20
Dokie Williams	L.A. Raiders	12/2/84	2	122	1	75t
Leonard Thompson	Detroit	10/27/85	7	122	1	38t
Andre Reed	Buffalo	9/11/88	8	122	0	21
* Andre Reed	Buffalo	1/12/91	4	122	2	43
Don Maynard	N.Y. Jets	11/2/69	4	121	2	42t
Wayne Patrick	Buffalo	10/18/70	6	121	0	48
Joe Washington	Baltimore	11/11/79	10	121	0	23
Henry Ellard	L.A. Rams	12/14/86	8	121	1	22
Tony Martin	San Diego	11/5/95	7	121	1	50t
Darrell Jackson	Seattle	10/28/01	5	121	1	64
Sammy White	Minnesota	12/11/76	9	120	3	36t
Butch Woolfolk	Houston	9/8/85	3	120	1	80t
Eric Sievers	San Diego	11/18/84	12	119	2	24
Fred Biletnikoff	Oakland	10/4/69	9	119	1	23
Mike Jones	New Orleans	12/7/86	6	119	0	34
Vincent Brisby	New England	11/12/95	6	118	1	47t
Richard Caster	N.Y. Jets	10/7/74	3	117	1	89t
O.J. Simpson	Buffalo	12/7/75	8	117	1	62t
Eric Sievers	New England	12/10/89	6	117	0	41
Carl Pickens	Cincinnati	10/1/95	9	117	3	44t
Paul Coffman	Green Bay	10/28/79	5	116	1	78t
Jimmie Giles	Tampa Bay	10/20/85	7	116	4	39t
Irving Fryar	Philadelphia	10/20/96	8	116	4	38t
Shawn Jefferson	New England	10/25/98	4	116	0	54
Tony Hill	Dallas	12/17/84	6	115	1	66t
Isaac Curtis	Cincinnati	11/28/83	4	114	1	80t
Stanley Morgan	New England	10/21/84	3	114	1	76t
Otis Taylor	Kansas City	11/13/66	4	113	1	89t
Otis Taylor	Kansas City	9/28/68	3	113	1	44
Eric Crabtree	Cincinnati	9/14/69	3	113	2	69t
James Lofton	L.A. Raiders	10/9/88	5	113	0	32
Tim Brown	Oakland	10/31/99	7	113	0	32
Jim Colclough	Boston	12/17/67	3	112	0	52
Mike Barber	Houston	12/24/78	4	112	0	55
Wesley Walker	N.Y. Jets	10/4/81	8	112	2	46
Will Moore	New England	9/10/95	8	112	0	33
Terry Glenn	New England	11/3/96	10	112	0	20
Roy Jefferson	Washington	10/13/74	7	111	1	37t
John Holland	Buffalo	9/13/76	2	111	2	58t
* John Stallworth	Pittsburgh	1/6/85	4	111	2	65t
Al Toon	N.Y. Jets	9/21/86	7	111	0	31
Torry Holt	St. Louis	9/30/01	4	111	1	45t
* Ed Podolak	Kansas City	12/25/71	8	110	1	29
Anthony Miller	San Diego	12/27/93	7	110	2	41t
Randy Moss	Minnesota	12/21/02	7	110	0	60
Jeremy Shockey	N.Y. Giants	10/5/03	11	110	0	20
Richie Anderson	N.Y. Jets	10/23/00	12	109	0	19
Wesley Walker	N.Y. Jets	9/3/78	4	108	2	47t
* Charlie Joiner	San Diego	1/2/82	7	108	0	39
Art Monk	N.Y. Jets	11/27/94	5	108	0	69
* Steve Tasker	Buffalo	12/30/95	5	108	1	37t
Dedric Ward	N.Y. Jets	11/9/97	6	108	0	33

PLAYER	TEAM	DATE	NO.	YDS.	TD	LG
Jack Snow	L.A. Rams	10/31/71	5	107	1	51t
Warren Wells	Oakland	9/21/68	3	106	1	73t
Raymond Chester	Baltimore	12/1/76	5	106	0	48
Frank Lewis	Buffalo	10/12/81	5	106	0	30
Tony Hill	Dallas	10/25/81	5	106	0	38
* Wes Chandler	San Diego	1/2/82	6	106	0	47
Andre Reed	Buffalo	12/4/94	3	106	2	83t
Warrick Dunn	Tampa Bay	9/21/97	6	106	1	58t
Bake Turner	N.Y. Jets	12/14/69	4	105	2	34t
Harold Jackson	New England	11/29/79	5	105	1	33
Eddie Brown	Cincinnati	11/8/87	8	105	0	32
Jermaine Lewis	Baltimore	10/19/97	6	105	0	28
Wayne Chrebet	N.Y. Jets	12/13/98	5	105	1	52
Tony Martin	Atlanta	12/27/98	3	105	1	53
Ed McCaffrey	Denver	9/13/99	6	105	3	61t
Art Powell	Oakland	9/2/66	8	104	1	17t
* Elmo Wright	Kansas City	12/25/71	3	104	0	63
Derrick Gaffney	N.Y. Jets	9/30/79	4	104	0	43
Wayne Chrebet	N.Y. Jets	10/12/97	5	104	1	70
Tim Brown	Oakland	12/6/98	9	104	2	27
Wayne Chrebet	N.Y. Jets	10/23/00	6	104	2	28
Gary Garrison	San Diego	10/11/69	4	103	2	40t
* Ken Burrough	Houston	12/24/78	6	103	0	53
Thurman Thomas	Buffalo	9/1/91	8	103	1	50t
* Kimble Anders	Kansas City	12/31/94	6	103	1	57t
Marvin Harrison	Indianapolis	9/6/98	5	102	1	42
Troy Brown	New England	12/24/00	8	102	0	22
David Patten	New England	10/6/02	5	102	2	34t
Andre Rison	Atlanta	10/11/92	7	101	1	22t
Richard Caster	N.Y. Jets	11/24/74	6	100	2	45t
Al Toon	N.Y. Jets	12/7/87	5	100	1	44t
Lawrence Dawsey	Tampa Bay	12/1/91	8	100	1	17t
Curtis Conway	Chicago	10/27/97	6	100	0	54
Ken Dilger	Indianapolis	12/14/97	5	100	3	43

100-PLUS RUSHING YARDS

PLAYER	TEAM	DATE	NO.	YDS.	TD	LG
O.J. Simpson	Buffalo	12/5/76	24	203	1	75t
Rueben Mayes	New Orleans	12/7/86	28	203	2	34t
Earl Campbell	Houston	11/20/78	28	199	4	81t
* Terrell Davis	Denver	1/9/99	21	199	2	62
Freeman McNeil	N.Y. Jets	10/14/85	28	173	0	20
Ricky Watters	Philadelphia	10/20/96	25	173	1	49t
Gerald Riggs	Atlanta	11/30/86	33	172	1	31
Eric Dickerson	Indianapolis	12/4/88	31	169	1	19
** John Riggins	Washington	1/30/83	38	166	1	43t
Thurman Thomas	Buffalo	9/1/91	25	165	1	20
Jim Nance	Boston	12/17/67	24	164	2	29
William Andrews	Atlanta	12/10/83	21	161	1	24t
* Earnest Byner	Cleveland	1/4/86	16	161	2	66t
Hoyle Granger	Houston	12/23/67	21	160	1	23
Wayne Wilson	New Orleans	10/2/83	34	160	0	12
* Thurman Thomas	Buffalo	12/30/95	25	158	1	32
Don Woods	San Diego	9/29/74	18	157	2	56t
Earnest Byner	Washington	12/2/90	32	157	3	21
Antowain Smith	New England	12/22/01	26	156	1	44
Marcus Allen	L.A. Raiders	12/2/84	20	155	3	52t
Eric Dickerson	Indianapolis	11/15/87	30	154	1	13
Thurman Thomas	Buffalo	12/23/90	30	154	1	13t
Christian Okoye	Kansas City	10/13/91	23	153	1	38t
Dick Post	San Diego	11/3/68	21	151	0	24
Travis Henry	Buffalo	12/1/02	35	151	1	13
Thurman Thomas	Buffalo	12/3/89	27	148	1	30t
Christian Okoye	Kansas City	12/24/89	32	148	1	13
Thurman Thomas	Buffalo	12/17/95	35	148	1	15
Barry Sanders	Detroit	9/15/91	32	143	0	14

PLAYER	TEAM	DATE	NO.	YDS.	TD	LG
Lydell Mitchell	Baltimore	10/9/77	17	142	1	64t
Curtis Martin	New England	11/12/95	30	142	2	23
* Natrone Means	San Diego	1/8/95	24	139	1	24t
Earl Campbell	Houston	12/4/83	28	138	1	35t
Edgerrin James	Indianapolis	9/15/02	30	138	0	13
Barry Sanders	Detroit	12/7/97	30	137	1	19
Thurman Thomas	Buffalo	11/18/91	23	135	1	30
* Fred Taylor	Jacksonville	1/15/00	18	135	1	90t
Paul Robinson	Cincinnati	11/17/68	22	134	3	54t
Jim Nance	Boston	11/27/66	23	133	1	27t
Freeman McNeil	N.Y. Jets	11/4/84	20	132	1	52
Johnny Hector	N.Y. Jets	12/22/91	13	132	0	47
Travis Henry	Buffalo	10/20/02	22	132	0	34
Edgerrin James	Indianapolis	12/5/99	23	130	2	41t
Robert Holmes	Kansas City	9/28/68	13	128	1	76t
Joe Washington	Baltimore	10/29/78	20	126	0	29
Floyd Little	Denver	10/27/68	25	126	1	19
Antowain Smith	Buffalo	11/14/99	29	126	0	24
Eric Dickerson	Indianapolis	9/25/88	30	125	0	9
Thurman Thomas	Buffalo	10/9/94	31	125	2	26t
Earnest Jackson	San Diego	11/18/84	28	124	0	16
Eric Dickerson	L.A. Rams	12/14/86	28	124	1	25
Neal Anderson	Chicago	9/4/88	24	123	2	15
Scott Lockwood	New England	12/27/92	30	123	0	23
Tony Dorsett	Dallas	10/25/81	24	122	0	18
Walter Payton	Chicago	12/2/85	23	121	0	15
Larry Kinnebrew	Buffalo	10/29/89	21	121	1	25
Dorsey Levens	Green Bay	9/14/97	21	121	0	23
O.J. Simpson	Buffalo	11/18/73	20	120	0	28
Earl Campbell	Houston	11/5/79	32	120	0	11
* Chuck Muncie	San Diego	1/2/82	24	120	1	19
Curtis Martin	N.Y. Jets	10/14/01	22	120	1	27t
Jim Braxton	Buffalo	11/18/73	17	119	0	36
Craig James	New England	11/3/85	23	119	0	14
Ronnie Harmon	Buffalo	11/29/87	23	119	0	19
Jerome Bettis	Pittsburgh	11/25/96	27	119	0	14
Natrone Means	San Diego	12/27/93	18	118	3	65t
Edgerrin James	Indianapolis	11/26/00	26	118	0	13
Warren Williams	Pittsburgh	12/18/88	16	117	0	33
* Thurman Thomas	Buffalo	1/12/91	32	117	2	14
Franco Harris	Pittsburgh	11/30/80	28	116	1	9t
Freeman McNeil	N.Y. Jets	9/19/82	13	116	0	48
Freeman McNeil	N.Y. Jets	11/26/84	24	116	0	39
Emerson Boozer	N.Y. Jets	12/13/70	18	114	0	21
Curtis Brown	Buffalo	11/12/78	11	114	1	58t
James Jones	Detroit	10/27/85	36	114	1	8
Jim Nance	Boston	10/15/67	20	113	0	19
Mel Owens	Detroit	12/15/73	27	113	1	10
Horace Ivory	New England	10/22/78	15	113	2	28
* Curt Warner	Seattle	12/31/83	29	113	2	18
Terry Allen	Minnesota	9/25/94	15	113	1	45
Edgerrin James	Indianapolis	12/17/00	32	112	0	15
Jim Nance	Boston	12/8/68	19	111	1	30t
Wilbert Montgomery	Philadelphia	9/24/78	25	111	0	12
Franco Harris	Pittsburgh	11/14/76	22	110	1	26
Rocky Bleier	Pittsburgh	11/14/76	20	110	0	13
Eric Dickerson	Indianapolis	12/30/90	20	110	0	16
Corey Dillon	Cincinnati	10/1/00	22	110	0	19
Jim Nance	Boston	11/30/69	17	109	0	23
Stump Mitchell	St. Louis	9/30/84	20	109	2	19
* Terry Allen	Baltimore	1/13/02	25	109	1	13
Joe Cribbs	Buffalo	12/27/82	19	108	1	62t
Curtis Martin	N.Y. Jets	10/4/98	36	108	1	15
Freeman McNeil	N.Y. Jets	11/10/85	26	107	0	13
Eric Dickerson	Indianapolis	12/17/89	21	107	2	17
* Edgerrin James	Indianapolis	12/30/00	21	107	0	34
Lydell Mitchell	Baltimore	11/23/75	26	106	1	32t

PLAYER	TEAM	DATE	NO.	YDS.	TD	LG
Sam Cunningham	New England	9/19/76	21	106	0	15
Eddie George	Tennessee	9/7/97	23	106	1	13t
Raymont Harris	Chicago	10/27/97	25	106	1	9
Franco Harris	Pittsburgh	12/3/73	15	105	1	21t
Eric Dickerson	L.A. Rams	10/30/83	14	101	1	40
Marcus Allen	L.A. Raiders	9/19/83	22	105	0	15
* Craig James	New England	1/12/86	22	105	0	21
Lydell Mitchell	Baltimore	12/9/73	35	104	0	9
John Stephens	New England	11/6/88	25	104	1	13t
Rod Bernstine	San Diego	12/15/91	13	104	3	63t
Sammy Winder	Denver	9/29/85	20	103	2	19
Brad Baxter	N.Y. Jets	11/1/92	20	103	0	28
Jamal Anderson	Atlanta	12/27/98	18	103	1	36t
Emmitt Smith	Dallas	11/25/99	31	103	0	28
Garrison Hearst	San Francisco	12/16/01	26	103	0	23
* Wendell Hayes	Kansas City	12/25/71	22	100	0	22
Mark van Eeghen	New England	12/12/82	22	100	0	11

* Playoff game

** Super Bowl

THE LAST TIME . . .

(regular season)

KICKOFF RETURNED FOR A TOUCHDOWN

By Dolphins – Marc Logan at Houston (97 yards), 10/1/89

By Opponents – Terrence Wilkins at Indianapolis (97 yards), 10/10/99

PUNT RETURNED FOR A TOUCHDOWN

By Dolphins – Jeff Ogden vs. Green Bay (81 yards), 10/29/00

By Opponents – Dewell Brewer at Indianapolis (75 yards), 12/18/94

INTERCEPTED PASS RETURNED FOR A TOUCHDOWN

By Dolphins – Terrell Buckley at Buffalo (74 yards), 12/21/03

By Opponents – Tedy Bruschi at New England (5 yards), 12/7/03

FUMBLE RETURNED FOR A TOUCHDOWN

By Dolphins – Jason Taylor at Dallas (34 yards), 11/27/03

By Opponents – Bobby Myers at Tennessee (14 yards), 9/9/01

OPPONENTS FUMBLE RETURNED FOR A TOUCHDOWN

By Dolphins – Jason Taylor at Dallas (34 yards), 11/27/03

By Opponents – Bobby Myers at Tennessee (14 yards), 9/9/01

BLOCKED FIELD GOAL RETURNED FOR A TOUCHDOWN

By Dolphins – Curtis Johnson vs. Green Bay (47 yards), 12/19/71

By Opponents – George Radachowsky of N.Y. Jets (78 yards), 9/24/89

BLOCKED PUNT RETURNED FOR A TOUCHDOWN

By Dolphins – Mark Higgs vs. New England (19 yards), 10/18/90

By Opponents – Chris Burkett at N.Y. Jets (11 yards), 9/29/91

SAFETY SCORED

By Dolphins – Jason Taylor at San Diego (tackles Damion McIntosh in end zone after Drew Brees fumble), 10/27/03

By Opponents – NY Jets (Jeff Grau fumble out of bounds in end zone), 12/28/03

SHUTOUT

By Dolphins – at Miami 23, Seattle 0, 9/3/00

By Opponents – at New England 12, Miami 0, 12/7/03

200 YARDS RUSHING

By Dolphins – Ricky Williams vs. Chicago (216 yards), 12/9/02

By Opponents – Rueben Mayes at New Orleans (203 yards), 12/7/86

100 YARDS RUSHING

By Dolphins – Ricky Williams at Buffalo (111 yards), 12/21/03

By Opponents – Travis Henry at Buffalo (151 yards), 12/1/02

100 YARDS RUSHING IN A HALF

By Dolphins – Ricky Williams vs. Buffalo (108 yards in second half), 9/21/03

By Opponents – Antowain Smith at New England (118 yards in first half), 12/22/01

TWO 100-YARD RUSHERS

By Dolphins – Mercury Morris (125 yards) and Don Nottingham (102 yards) at Green Bay, 10/5/75

By Opponents – Thurman Thomas (148 yards) and Larry Kinnebrew (121 yards) at Buffalo, 10/29/89

100 YARDS RUSHING AND RECEIVING

By Dolphins – None

By Opponents – Thurman Thomas at Buffalo (165 rushing yards and 103 receiving yards), 9/1/91

500 YARDS PASSING

By Dolphins – Dan Marino vs. N.Y. Jets (521 yards), 10/23/88

By Opponents – None

400 YARDS PASSING

By Dolphins – Dan Marino at Cincinnati (450 yards), 10/1/95

By Opponents – Drew Bledsoe at New England (423 yards), 11/23/98

300 YARDS PASSING

By Dolphins – Jay Fiedler vs. NY Jets (328 yards), 12/28/03

By Opponents – Vinny Testaverde at NY Jets (373 yards), 9/14/03

200 YARDS RECEIVING

By Dolphins – Irving Fryar vs. New England (211 yards), 9/4/94

By Opponents – Isaac Bruce at St. Louis (210 yards), 12/24/95

100 YARDS RECEIVING

By Dolphins – Chris Chambers vs. NY Jets (153 yards), 12/28/03

By Opponents – Troy Brown of New England (131 yards), 10/19/03

100 YARDS RECEIVING IN A HALF

By Dolphins – Chris Chambers vs. Oakland (117 yards in first half), 12/15/02

By Opponents – Santana Moss at NY Jets (112 yards in second half), 9/14/03

TWO 100-YARD RECEIVERS

By Dolphins – Oronde Gadsden (116 yards) and Chris Chambers (101 yards) at Buffalo, 11/25/01

By Opponents – Richie Anderson (109 yards) and Wayne Chrebet (104 yards) at N.Y. Jets, 10/23/00, OT

FIVE TOUCHDOWN PASSES

By Dolphins – Dan Marino vs. New England, 9/4/94

By Opponents – Trent Green at Kansas City, 9/29/02

FOUR TOUCHDOWN PASSES

By Dolphins – Dan Marino vs. Denver, 12/21/98

By Opponents – Trent Green (5) at Kansas City, 9/29/02

THREE TOUCHDOWN PASSES

By Dolphins – Jay Fiedler at Dallas, 11/27/03

By Opponents – Drew Bledsoe at Buffalo, 12/1/02

FOUR TOUCHDOWN RECEPTIONS

By Dolphins – Mark Ingram at N.Y. Jets, 11/27/94

By Opponents – Irving Fryar at Philadelphia, 10/20/96

THREE TOUCHDOWN RECEPTIONS

By Dolphins – Chris Chambers at Dallas, 11/27/03

By Opponents – Tony Gonzalez at Kansas City, 9/29/02

TWO TOUCHDOWN RECEPTIONS

By Dolphins – Chris Chambers (3) at Dallas, 11/27/03

By Opponents – Peerless Price at Buffalo, 12/1/02

FOUR TOUCHDOWNS RUSHING

By Dolphins – None

By Opponents – Earl Campbell at Houston, 11/20/78

THREE TOUCHDOWNS RUSHING

By Dolphins – Karim Abdul-Jabbar at New England, 11/23/97

By Opponents – Curtis Martin at New England, 11/3/96

TWO TOUCHDOWNS RUSHING

By Dolphins – Ricky Williams vs. Washington, 11/23/03

By Opponents – Kevan Barlow at San Francisco, 12/16/01

FIVE FIELD GOALS

By Dolphins – Olindo Mare (6) at New England, 10/17/99

By Opponents – Kris Brown of Houston, 9/7/03

FOUR FIELD GOALS

By Dolphins – Olindo Mare at Buffalo, 12/3/00

By Opponents – Kris Brown (5) of Houston, 9/7/03

482 • The Last Time

THREE FIELD GOALS

By Dolphins – Olindo Mare vs. NY Jets, 12/28/03

By Opponents – Mike Vanderjagt of Indianapolis, 11/2/03

FOUR INTERCEPTIONS

By Dolphins – Dick Anderson vs. Pittsburgh, 12/3/73

By Opponents – None

THREE INTERCEPTIONS

By Dolphins – Sam Madison vs. Tennessee, 11/7/99

By Opponents – Nate Clements of Buffalo, 10/20/02

TWO INTERCEPTIONS

By Dolphins – Patrick Surtain at San Diego, 10/27/03

By Opponents – Nate Clements of Buffalo, 9/21/03

THREE SACKS

By Dolphins – Jason Taylor at Buffalo, 12/21/03

By Opponents – Dwight Freeney of Indianapolis, 11/2/03

TWO SACKS

By Dolphins – Jason Taylor (3) at Buffalo, 12/21/03

By Opponents – Carlos Hall at Tennessee, 11/9/03

BLOCKED FIELD GOAL

By Dolphins – Kenny Mixon vs. Atlanta (Jay Feely, 44 yards), 12/30/01

By Opponents – Richard Seymour of New England (Olindo Mare, 35 yards), 10/19/03

BLOCKED PUNT

By Dolphins – Kirby Dar Dar at Houston (Reggie Roby), 11/17/96

By Opponents – Terry Wooden at Oakland (Klaus Wilmsmeyer), 12/6/98

MISSED POINT AFTER TOUCHDOWN ATTEMPT

By Dolphins – Olindo Mare at Dallas, 11/27/03 (blocked by Flozell Adams)

By Opponents – Jake Ariens at Buffalo, 11/25/01

TWO POINT CONVERSION

By Dolphins – James McKnight run vs. Oakland, 9/23/01

By Opponents – Christian Fauria pass from Tom Brady at New England, 12/29/02

YEAR-BY-YEAR LEADERS

RUSHING

YEAR	PLAYER	G	NO.	YDS.	AVG.	LG	TD
1966	Joe Auer	14	121	416	3.4	41	4
1967	Abner Haynes	10	56	274	4.9	65t	2
1968	+ Jim Kiick	14	165	621	3.8	25	4
1969	Jim Kiick	14	180	575	3.2	27	9
1970	Larry Csonka	14	193	874	4.5	53	6
1971	Larry Csonka	14	195	1051	5.4	28	7
1972	Larry Csonka	14	213	1117	5.2	45	6
1973	Larry Csonka	14	219	1003	4.6	25	5
1974	Larry Csonka	12	197	749	3.8	24	9
1975	Mercury Morris	14	219	875	4.0	49	4
1976	Benny Malone	14	186	797	4.3	31	4
1977	Benny Malone	14	129	615	4.8	66t	5
1978	Delvin Williams	16	272	1258	4.6	58t	8
1979	Larry Csonka	16	220	837	3.8	22	12
1980	Delvin Williams	15	187	671	3.6	65	2
1981	Tony Nathan	13	147	782	5.3	46	5
1982	Andra Franklin	9	177	701	4.0	25t	7
1983	Andra Franklin	15	224	746	3.3	18	8
1984	Woody Bennett	16	144	606	4.2	23	7
1985	Tony Nathan	16	143	667	4.7	22	5
1986	Lorenzo Hampton	16	189	830	4.5	54t	9
1987	+ Troy Stradford	12	145	619	4.3	51	6
1988	Lorenzo Hampton	16	117	414	3.5	33	9
1989	+ Sammie Smith	13	200	659	3.3	25	6
1990	Sammie Smith	16	226	831	3.7	33	8
1991	Mark Higgs	14	231	905	3.9	24	4

YEAR	PLAYER	G	NO.	YDS.	AVG.	LG	TD
1992	Mark Higgs	16	256	915	3.6	23	7
1993	Mark Higgs	16	186	693	3.7	31	3
1994	Bernie Parmalee	15	216	868	4.0	47t	6
1995	Bernie Parmalee	16	236	878	3.7	40	9
1996	+ Karim Abdul-Jabbar	16	307	1116	3.6	29	11
1997	Karim Abdul-Jabbar	16	283	892	3.2	22	15
1998	Karim Abdul-Jabbar	15	270	960	3.6	45	6
1999	+ J.J. Johnson	13	164	558	3.4	34	4
2000	Lamar Smith	15	309	1139	3.7	68t	14
2001	Lamar Smith	16	313	968	3.1	25	6
2002	# Ricky Williams	16	383	1853	4.8	63t	16
2003	Ricky Williams	16	392	1372	3.5	45	9

RECEIVING

YEAR	PLAYER	G	NO.	YDS.	AVG.	LG	TD
1966	Dave Kocourek	14	27	320	11.9	43	2
1967	+ Jack Clancy	14	67	868	13.0	44	2
1968	Karl Noonan	14	58	760	13.1	50	11
1969	Larry Seiple	13	41	577	14.1	41t	5
1970	Jim Kiick (RB)	14	42	497	11.8	47	0
1971	Paul Warfield	14	43	996	23.2	86t	11
1972	Paul Warfield	12	29	606	20.9	47	3
1973	Marlin Briscoe	14	30	447	14.9	53	2
1974	Nat Moore	13	37	605	16.4	48	2
1975	Nat Moore	14	40	705	17.6	79t	4
1976	Nat Moore	9	33	625	18.9	67t	4
1977	Nat Moore	14	52	765	14.7	73t	12
1978	Nat Moore	16	48	645	13.5	47	10
1979	Nat Moore	16	48	840	17.5	53	6
1980	Tony Nathan (RB)	16	57	588	10.3	61	5
1981	Duriel Harris	15	53	911	17.2	55	2
1982	Tom Vigorito (RB)	9	24	186	7.8	26	0
1983	Tony Nathan (RB)	16	52	461	8.9	25	1
1984	Mark Clayton	15	73	1389	19.0	65t	18
1985	Tony Nathan (RB)	16	72	651	9.0	73	1
1986	Mark Duper	16	67	1313	19.6	85t	11
1987	+ Troy Stradford (RB)	12	48	457	9.5	34	1
1988	Mark Clayton	16	86	1129	13.1	45t	14
1989	Mark Clayton	15	64	1011	15.8	78t	9
1990	Mark Duper	16	52	810	15.6	69t	5
1991	Mark Duper	16	70	1085	15.5	43t	5
	Mark Clayton	16	70	1053	15.0	43t	12
1992	Bobby Humphrey (RB)	16	54	507	9.4	26	1
1993	+Terry Kirby (RB)	16	75	874	11.7	47	3
1994	Irving Fryar	16	73	1270	17.4	54t	7
1995	Terry Kirby (RB)	16	66	618	9.4	46	3
1996	O.J. McDuffie	16	74	918	12.4	36	8
1997	O.J. McDuffie	16	76	943	12.4	55	1
1998	# O.J. McDuffie	16	90	1050	11.7	61t	7
1999	Tony Martin	16	67	1037	15.5	69t	5
2000	Oronde Gadsden	16	56	786	14.0	61	6
2001	James McKnight	16	55	684	12.4	40	3
	Oronde Gadsden	14	55	674	12.3	61	3
2002	Chris Chambers	15	52	734	14.1	59t	3
2003	Chris Chambers	16	64	963	15.0	57t	11

PASSING (minimum 150 attempts)

YEAR	PLAYER	G	ATT.	CMP.	YDS.	PCT.	TD	INT.	RATE
1976	Bob Griese	13	272	162	2097	59.6	11	12	78.9
1966	Dick Wood	10	230	83	993	36.1	4	14	30.6
1967	+ Bob Griese	12	331	166	2005	50.2	15	18	61.6
1968	Bob Griese	13	355	186	2473	52.4	21	16	75.7
1969	Bob Griese	9	252	121	1695	48.0	10	16	56.9
1970	Bob Griese	14	245	142	2019	58.0	12	17	72.1
1971	Bob Griese	14	263	145	2089	55.1	19	9	90.9
1972	Earl Morrall	14	150	83	1360	55.3	11	7	91.0

YEAR	PLAYER	G	ATT.	CMP.	YDS.	PCT.	TD	INT.	RATE
1973	Bob Griese	13	218	116	1422	53.2	17	8	84.3
1974	Bob Griese	13	253	152	1968	60.1	16	15	80.9
1975	Bob Griese	10	191	118	1693	61.8	14	13	86.6
1976	Bob Griese	13	272	162	2097	59.6	11	12	78.9
1977	Bob Griese	14	307	180	2252	58.6	22	13	87.7
1978	Bob Griese	11	235	148	1791	63.0	11	11	82.4
1979	Bob Griese	14	310	176	2160	56.8	14	16	72.0
1980	+ David Woodley	13	327	176	1850	53.8	14	17	63.1
1981	David Woodley	15	366	191	2470	52.2	12	13	69.8
1982	David Woodley	9	179	98	1080	54.7	5	8	63.5
1983	+ Dan Marino	11	296	173	2210	58.4	20	6	96.0
1984	# Dan Marino	16	564	362	5084	64.2	48	17	108.9
1985	# Dan Marino	16	567	336	4137	59.3	30	21	84.1
1986	# Dan Marino	16	623	378	4746	60.7	44	23	92.5
1987	Dan Marino	12	444	263	3245	59.2	26	13	89.2
1988	# Dan Marino	16	606	354	4434	58.4	28	23	80.8
1989	Dan Marino	16	550	308	3997	56.0	24	22	76.9
1990	Dan Marino	16	531	306	3563	57.6	21	11	82.6
1991	Dan Marino	16	549	318	3970	57.9	25	13	85.8
1992	# Dan Marino	16	554	330	4116	59.6	24	16	85.1
1993	Scott Mitchell	13	233	133	1773	57.1	12	8	84.2
1994	Dan Marino	16	615	385	4453	62.6	30	17	89.2
1995	Dan Marino	14	482	309	3668	64.1	24	15	90.8
1996	Dan Marino	13	373	221	2795	59.2	17	9	87.8
1997	Dan Marino	16	548	319	3780	58.2	16	11	80.7
1998	Dan Marino	16	537	310	3497	57.7	23	15	80.0
1999	Dan Marino	11	369	204	2448	55.3	12	17	67.4
2000	Jay Fiedler	15	357	204	2402	57.1	14	14	74.5
2001	Jay Fiedler	16	450	273	3290	60.7	20	19	80.3
2002	Jay Fiedler	11	292	179	2024	61.3	14	9	85.2
2003	Jay Fiedler	12	314	179	2138	57.0	11	13	72.4

PUNT RETURNS

YEAR	PLAYER	NO.	YDS.	AVG.	LG	TD
1966	Joe Auer	5	99	19.8	56	0
1967	Abner Haynes	6	37	6.2	20	0
1968	Bob Neff	8	71	8.9	20	0
1969	+ Mercury Morris	25	172	6.9	38	0
1970	+ Jake Scott	27	290	10.7	77t	1
1971	Jake Scott	33	318	9.6	31	0
1972	Charlie Leigh	22	210	9.5	27	0
1973	Jake Scott	22	266	12.1	33	0
1974	Jake Scott	31	346	11.2	30	0
1975	+ Freddie Solomon	26	320	12.3	50t	1
1976	Freddie Solomon	13	205	15.8	79t	1
1977	Freddie Solomon	32	285	8.9	39	0
1978	+ Jimmy Cefalo	28	232	8.3	26	0
1979	+ Tony Nathan	28	306	10.9	86t	1
1980	Tony Nathan	23	178	7.7	30	0
1981	Tom Vigorito	36	379	10.5	87t	1
1982	Tom Vigorito	20	192	9.6	59t	1
1983	+ Mark Clayton	41	392	9.6	60t	1
1984	Fulton Walker	21	169	8.0	33	0
1985	Tom Vigorito	22	197	9.0	21	0
1986	Craig Ellis	24	149	6.2	17	0
1987	+ Scott Schwedes	24	203	8.5	31	0
1988	Scott Schwedes	24	230	9.6	36	0
1989	Scott Schwedes	18	210	11.7	70t	1
1990	Tony Martin	26	140	5.4	35	0
1991	+ Scott Miller	28	248	8.9	32	0
1992	Scott Miller	24	175	7.3	19	0
1993	+ O.J. McDuffie	28	317	11.3	72t	2
1994	O.J. McDuffie	32	228	7.1	26	0
1995	O.J. McDuffie	24	163	6.8	24	0
1996	O.J. McDuffie	22	212	9.6	19	0
1997	Charles Jordan	26	273	10.5	38	0
1998	Terrell Buckley	29	354	12.2	35	0

YEAR	PLAYER	NO.	YDS.	AVG.	LG	TD
1999	Nate Jacquet	28	351	12.5	45	0
2000	Jeff Ogden	19	323	17.0	81t	1
2001	Jeff Ogden	32	377	11.8	48	0
2002	Dedric Ward	16	169	10.6	34	0
2003	Sam Simmons	8	100	12.5	32	0

KICKOFF RETURNS

YEAR	PLAYER	NO.	YDS.	AVG.	LG	TD
1966	Joe Auer	28	698	24.9	95t	1
1967	Bob Neff	15	351	23.4	69	0
1968	Gene Milton	18	408	22.7	74	0
1969	+ Mercury Morris	43	1136	26.4	105t	1
1970	Mercury Morris	28	812	29.0	96t	1
1971	Mercury Morris	15	423	28.2	94t	1
1972	Mercury Morris	14	334	23.9	33	0
1973	Charlie Leigh	9	251	27.9	51	0
1974	+ Nat Moore	22	587	26.7	40	0
1975	+ Freddie Solomon	17	348	20.5	31	0
1976	#+ Duriel Harris	17	559	32.9	69	0
1977	Gary Davis	14	414	29.6	73	0
1978	Duriel Harris	29	657	22.7	53	0
1979	+ Tony Nathan	45	1016	22.6	43	0
1980	Don Bessillieu	40	890	22.3	87	0
1981	+ Fulton Walker	38	932	24.5	90t	1
1982	Fulton Walker	20	433	21.7	32	0
1983	# Fulton Walker	36	962	26.7	78	0
1984	Fulton Walker	29	617	21.3	41	0
1985	+ Lorenzo Hampton	45	1020	22.7	46	0
1986	Craig Ellis	25	541	21.6	41	0
1987	Lorenzo Hampton	16	304	19.0	32	0
1988	Joe Cribbs	41	863	21.0	44	0
1989	Marc Logan	24	613	25.5	97t	1
1990	Marc Logan	20	367	18.4	35	0
1991	+ Aaron Craver	32	615	19.2	49	0
1992	Mike Williams	19	328	17.3	28	0
1993	+ O.J. McDuffie	32	755	23.6	48	0
1994	O.J. McDuffie	36	767	21.3	46	0
1995	O.J. McDuffie	23	564	24.5	47	0
1996	Irving Spikes	28	681	24.3	59	0
1997	Irving Spikes	24	565	23.5	48	0
1998	+ John Avery	43	1085	25.2	55	0
1999	Brock Marion	62	1524	24.6	93	0
2000	Autry Denson	20	495	24.8	56	0
2001	+ Chris Chambers	36	811	22.5	47	0
2002	Travis Minor	46	1071	23.3	66	0
2003	Travis Minor	34	727	21.4	49	0

INTERCEPTIONS

YEAR	PLAYER	NO.	YDS.	AVG.	LONG	TD
1966	Willie West	8	62	7.8	27	0
1967	Dick Westmoreland	10	127	12.7	29	1
1968	+ Dick Anderson	8	230	28.8	96t	1
1969	+ Lloyd Mumphord	5	102	20.4	51	0
1970	Dick Anderson	8	191	23.9	86	0
1971	Jake Scott	7	34	4.9	21	0
1972	Jake Scott	5	73	14.6	31	0
1973	Dick Anderson	8	163	20.4	38t	2
1974	Jake Scott	8	75	9.4	30	0
1975	Jake Scott	6	60	10.0	38	0
1976	(four players)	(two interceptions)				
1977	Curtis Johnson	4	35	8.8	19	0
1978	Tim Foley	6	12	2.0	8	0
1979	Neal Colzie	5	86	17.2	56	0
	Gerald Small	5	74	14.8	40	0
1980	Gerald Small	7	46	6.6	22	0
1981	Glenn Blackwood	4	124	31.0	39	0

YEAR	PLAYER	NO.	YDS.	AVG.	LG	TD
1982	Don McNeal	4	42	10.5	23	1
1983	William Judson	6	60	10.0	29	0
1984	Glenn Blackwood	6	169	28.2	50	0
1985	Glenn Blackwood	6	36	6.0	17	0
1986	(four players)	(two interceptions)				
1987	Paul Lankford	3	44	14.7	44	0
	Glenn Blackwood	3	17	5.7	17	0
1988	+ Jarvis Williams	4	62	15.5	23	0
	William Judson	4	57	14.3	52	0
1989	+ Louis Oliver	4	32	8.0	23	0
1990	Louis Oliver	5	87	17.4	35	0
	Jarvis Williams	5	82	16.4	42t	1
1991	Louis Oliver	5	80	16.0	37	0
1992	Louis Oliver	5	200	40.0	103t	1
1993	J.B. Brown	5	43	8.6	29	0
1994	Troy Vincent	5	113	22.6	58t	1
1995	Troy Vincent	5	95	19.0	69t	1
1996	Terrell Buckley	6	164	27.3	91t	1
1997	Terrell Buckley	4	26	6.5	12	0
1998	Terrell Buckley	8	157	19.6	61	1
	Sam Madison	8	114	14.3	35	0
1999	Sam Madison	7	164	23.4	42	1
2000	Brian Walker	7	80	11.4	31	0
2001	Brock Marion	5	227	45.4	100t	2
2002	Patrick Surtain	6	79	13.2	40t	1
2003	Patrick Surtain	7	59	8.4	32	0

SCORING*

YEAR	PLAYER	TDs	RUN	REC.	PATs	FGs	PTS.
1966	Joe Auer	9	5	4	0-0	0-0	54
	Gene Mingo	0	0	0	23-23	10-22	53
1967	Booth Lusteg	0	0	0	18-18	7-12	39
	Jack Harper	4	1	3	0-0	0-0	24
1968	Karl Noonan	11	0	11	0-0	0-0	66
	+ Jim Keyes	0	0	0	30-30	7-16	51
1969	Karl Kremser	0	0	0	26-27	13-22	65
	Jim Kiick	10	9	1	0-0	0-0	60
1970	Garó Yepremian	0	0	0	31-31	22-29	97
1971	# Garó Yepremian	0	0	0	33-33	28-40	117
	Paul Warfield	11	0	11	0-0	0-0	66
1972	Garó Yepremian	0	0	0	43-45	24-37	115
	Mercury Morris	12	12	0	0-0	0-0	72
1973	Garó Yepremian	0	0	0	38-38	25-37	113
	Paul Warfield	11	0	11	0-0	0-0	66
1974	Garó Yepremian	0	0	0	43-43	8-15	67
	Larry Csonka	9	9	0	0-0	0-0	54
1975	Garó Yepremian	0	0	0	40-46	13-16	79
	Don Nottingham	12	12	0	0-0	0-0	72
1976	Garó Yepremian	0	0	0	29-31	16-23	77
1977	Nat Moore	13	1	12	0-0	0-0	78
	Garó Yepremian	0	0	0	37-41	10-22	67
1978	Garó Yepremian	0	0	0	41-45	19-23	98
	Nat Moore	10	0	10	0-0	0-0	60
1979	+ Uwe von Schamann	0	0	0	36-40	21-29	99
	Larry Csonka	13	12	1	0-0	0-0	78
1980	Uwe von Schamann	0	0	0	32-32	14-23	74
	Nat Moore	7	0	7	0-0	0-0	42
1981	Uwe von Schamann	0	0	0	37-38	24-31	109
1982	Uwe von Schamann	0	0	0	21-22	15-20	66
	Andra Franklin	7	7	0	0-0	0-0	42
1983	Uwe von Schamann	0	0	0	45-48	18-27	99
	Mark Duper	10	0	10	0-0	0-0	60
1984	Mark Clayton	18	0	18	0-0	0-0	108
	Uwe von Schamann	0	0	0	66-70	9-19	93
1985	+ Fuad Reveiz	0	0	0	50-52	22-27	116
	+ Ron Davenport	13	11	2	0-0	0-0	78

YEAR	PLAYER	TDs	RUN	REC.	PATs	FGs	PTS.
1986	Fuad Reveiz	0	0	0	52-55	14-22	94
	Lorenzo Hampton	12	9	3	0-0	0-0	72
1987	Fuad Reveiz	0	0	0	28-30	9-11	55
	Mark Duper	8	0	8	0-0	0-0	48
1988	Mark Clayton	14	0	14	0-0	0-0	84
	Fuad Reveiz	0	0	0	31-32	8-12	55
1989	+ Pete Stoyanovich	0	0	0	38-39	19-26	95
	Mark Clayton	9	0	9	0-0	0-0	54
1990	Pete Stoyanovich	0	0	0	37-37	21-25	100
	Sammie Smith	9	8	1	0-0	0-0	54
1991	Pete Stoyanovich	0	0	0	28-29	31-37	121
	Mark Clayton	12	0	12	0-0	0-0	72
1992	# Pete Stoyanovich	0	0	0	34-36	30-37	124
1993	Pete Stoyanovich	0	0	0	37-37	24-32	109
1994	Pete Stoyanovich	0	0	0	35-35	24-31	107
	Irving Fryar	7	0	7	0-0	0-0	46
1995	Pete Stoyanovich	0	0	0	37-37	27-34	118
	Bernie Parmalee	10	9	1	0-0	0-0	80
1996	Joe Nedney	0	0	0	35-36	18-29	89
	+ Karim Abdul-Jabbar	11	11	0	0-0	0-0	66
1997	Olindo Mare	0	0	0	33-33	28-36	117
	Karim Abdul-Jabbar	16	15	1	0-0	0-0	96
1998	Olindo Mare	0	0	0	33-34	22-27	99
	Oronde Gadsden	7	0	7	0-0	0-0	42
	O.J. McDuffie	7	0	7	0-0	0-0	42
1999	Olindo Mare	0	0	0	27-27	39-46	144
	Oronde Gadsden	6	0	6	0-0	0-0	36
2000	Olindo Mare	0	0	0	33-34	28-31	117
	Lamar Smith	16	14	2	0-0	0-0	96
2001	Olindo Mare	0	0	0	39-40	19-21	96
	Lamar Smith	8	6	2	0-0	0-0	48
2002	Olindo Mare	0	0	0	42-43	24-31	114
	Ricky Williams	17	16	1	0-0	0-0	102
2003	Olindo Mare	0	0	0	33-34	22-29	99
	Chris Chambers	11	0	11	0-0	0-0	66

* In years where only one player is listed, several players were tied for second with same point total

TACKLES

YEAR	PLAYER	G	SOLO	ASST.	TOTAL
1966	Willie West	14	95	23	118
1967	Wahoo McDaniel	14	69	49	118
1968	Frank Emanuel	14	82	37	119
1969	Nick Buoniconti	13	79	35	114
1970	Nick Buoniconti	14	96	49	145
1971	Nick Buoniconti	14	86	40	126
1972	Nick Buoniconti	14	72	74	146
1973	Nick Buoniconti	13	91	71	162
1974	Bob Matheson	14	71	32	103
1975	+ Steve Towle	12	90	74	164
1976	Steve Towle	13	131	86	217
1977	Steve Towle	16	75	63	138
1978	Rusty Chambers	16	85	66	151
1979	Rusty Chambers	16	80	98	178
1980	Bob Baumhower	16	88	47	135
1981	Earnie Rhone	16	120	51	171
1982	Earnie Rhone	9	62	20	82
1983	Bob Brudzinski	16	73	31	104
1984	Mark Brown	16	59	18	77
1985	Mark Brown	15	78	18	96
1986	+ John Offerdahl	15	109	26	135
1987	Jackie Shipp	12	63	16	79
1988	John Offerdahl	16	99	18	117
1989	Barry Krauss	16	100	19	119
1990	John Offerdahl	16	98	18	116
1991	Louis Oliver	16	73	15	88
1992	Bryan Cox	16	84	43	127

YEAR	PLAYER	G	SOLO	ASST.	TOTAL
1993	Bryan Cox	16	87	35	122
1994	Bryan Cox	16	106	41	147
1995	Bryan Cox	16	104	38	142
1996	+ Zach Thomas	16	131	49	180
1997	Zach Thomas	15	107	42	149
1998	Zach Thomas	16	124	36	160
1999	Zach Thomas	16	117	50	167
2000	Brock Marion	16	85	24	109
2001	Zach Thomas	15	112	68	180
2002	Zach Thomas	16	124	71	195
2003	Zach Thomas	15	113	71	184

SACKS

1968: Mel Branch, 11.0; **1969:** Bill Stanfill, 8.0; **1970:** Bill Stanfill, 6.0; **1971:** Manny Fernandez, 8.0; **1972:** Vern Den Herder, 10.5; **1973:** Bill Stanfill, 18.5; **1974:** Bill Stanfill, 10.0; **1975:** Vern Den Herder, 11.0; **1976:** Don Reese and Bill Stanfill, 4.0; **1977:** +A.J. Duhe, 7.0; **1978:** Vern Den Herder, 11.0; **1979:** Vern Den Herder, 9.0; **1980:** Kim Bokamper and A.J. Duhe, 5.5; **1981:** Bob Baumhower, 9.0; **1982:** Bob Brudzinski, 4.5; **1983:** Doug Betters, 16.0; **1984:** Doug Betters, 14.0; **1985:** Mike Charles, 7.0; **1986:** Mark Brown, 5.0 (47 yards); **1987:** T.J. Turner, 4.0 (34 yards); **1988:** T.J. Turner, 5.0 (22 yards); **1989:** Jeff Cross, 10.0 (94 yards); **1990:** Jeff Cross, 11.5 (95.5 yards); **1991:** Jeff Cross 7.0 (60 yards); **1992:** Bryan Cox 14.0 (115 yards); **1993:** Jeff Cross 10.5 (62 yards); **1994:** Jeff Cross 9.5 (58.5 yards); **1995:** Bryan Cox 7.5 (46 yards); **1996:** Trace Armstrong 12.0 (81.5 yards); **1997:** Trace Armstrong 5.5 (45 yards); **1998:** Trace Armstrong 10.5 (63 yards); **1999:** Rich Owens 8.5 (61 yards); **2000:** Trace Armstrong 16.5 (96.5 yards); **2001:** Jason Taylor 8.5 (44.5 yards); **2002:** #-Jason Taylor 18.5 (162.5 yards); **2003:** Adewale Ogundimu 15.0 (71 yards).

+ Rookie # - League Leader

DOLPHINS OFFENSE YEAR BY YEAR

YEAR	PLAYS	FIRST DOWNS	RUSH YARDS	PASS YARDS	TOTAL YARDS	NFL RANK* T-R-P	TOTAL POINTS
1966	884	200	1410	2048	3458	22-21-19	213
1967	847	212	1323	2336	3659	17-18-17	219
1968	892	247	1704	2402	4106	12-15-11	276
1969	878	224	1513	2077	3590	23-23-21	233
1970	827	228	2082	1957	4039	11- 3-20	297
1971	804	232	2429	1983	4412	5- 1-19	315
1972	893	291	2960	2076	5036	1- 1-16	385
1973	776	215	2521	1582	4103	9- 3- 1	343
1974	884	272	2191	2084	4275	11- 4-16	327
1975	896	266	2500	2009	4509	11- 4-20	357
1976	874	267	2118	2268	4386	13-13-10	263
1977	866	267	2366	1961	4327	10- 5-16	313
1978	954	270	2366	2469	4835	13-11-15	372
1979	1006	297	2187	2763	4950	16-17-14	341
1980	1015	284	1876	2688	4564	26-17-24	266
1981	1063	306	2173	3149	5322	16-10-16	345
1982	582	165	1344	1314	2658	19- 3-27	198
1983	1033	314	2150	3045	5195	16-13-19	389
1984	1070	387	1918	5018	6936	1-16- 1	513
1985	1039	361	1729	4114	5843	6-18- 2	428
1986	1011	351	1545	4779	6324	2-25- 1	430
1987	1005	331	1662	3876	5538	4-23- 1	362
1988	963	321	1205	4516	5721	5-28- 1	319
1989	1011	311	1330	4216	5546	7-27- 3	331
1990	975	303	1535	3512	5047	14-22- 5	336
1991	970	312	1352	3889	5241	7-25- 3	343
1992	998	316	1525	3975	5500	5-24- 2	340
1993	1030	309	1459	4353	5812	2-25- 1	349
1994	1078	344	1658	4420	6078	1-13- 2	389
1995	1034	345	1506	4210	5716	8-21- 4	398

Year-By-Year Leaders/Dolphins Offense Year-By-Year • 489

YEAR	PLAYS	FIRST DOWNS	RUSH YARDS	PASS YARDS	TOTAL YARDS	NFL RANK* T-R-P	TOTAL POINTS
1996	1000	293	1622	3543	5165	14-19-11	339
1997	1028	311	1343	3792	5135	11-29- 2	339
1998	1028	269	1535	3395	4930	16-24-10	321
1999	1071	287	1453	3485	4938	20-22-13t	326
2000	945	251	1894	2567	4461	26-14-27	323
2001	953	263	1664	3157	4821	21-23-19	344
2002	1010	318	2502	2890	5392	15- 2-26	378
2003	968	266	1817	2792	4609	24-17-26	311

*1966-69 are AFL-NFL combined rankings

DOLPHINS DEFENSE YEAR BY YEAR

YEAR	PLAYS	FIRST DOWNS	RUSH YARDS	PASS YARDS	TOTAL YARDS	NFL RANK* T-R-P	TOTAL POINTS
1966	857	237	1510	3101	4611	19- 7-22	362
1967	843	269	2145	2835	4980	22-25-17	407
1968	808	240	2172	2712	4884	23-22-20	355
1969	851	206	1489	2637	4126	10- 9-16	332
1970	808	226	1453	2551	4004	14- 7-22	228
1971	800	214	1661	2000	3661	5- 8- 6	174
1972	770	186	1548	1749	3297	1- 3- 5	171
1973	878	195	1991	1290	3281	3-12- 1	150
1974	807	208	1624	2182	3806	8- 7-16	216
1975	858	224	1768	2021	3789	6- 5- 6	222
1976	892	268	2411	2670	5081	26-22-28	264
1977	901	227	1749	2233	3982	16- 6-24	197
1978	1021	298	2261	2908	5169	23-16-26	254
1979	938	238	1702	2737	4439	4- 2-12	257
1980	1062	309	2018	3206	5224	14-15-15	305
1981	1039	296	2032	3331	5363	15-14-19	275
1982	548	147	1285	1027	2312	1-24- 1	131
1983	992	288	2037	3002	5139	7-13- 8	250
1966	857	237	1510	3101	4611	19- 7-22	362
1984	1051	314	2155	3265	5420	19-22-14	298
1985	1033	314	2256	3511	5767	23-23-22	320
1986	1058	337	2493	3557	6050	26t-27-22	405
1987	1013	314	2198	3247	5445	26-25-21	335
1988	1072	359	2506	3275	5781	26-26-14	380
1989	1045	337	2153	3543	5696	24-25-18	379
1990	968	268	1831	2716	4547	7-16- 3	242
1991	1019	327	2301	3105	5406	25-27-12	349
1992	976	273	1600	2983	4583	10t- 6-14	281
1993	1061	332	1665	3485	5150	20-14-21	351
1994	1000	305	1430	3794	5224	19- 6-25	327
1995	1000	309	1675	3569	5244	16-12-19	332
1996	987	306	1536	3655	5191	18-13-22	325
1997	1004	299	1813	3551	5364	26-17-25	327
1998	944	257	1511	2924	4435	3- 6- 6	265
1999	936	252	1476	2928	4404	5- 8- 5	336
2000	995	289	1736	2900	4636	6-14- 5	226
2001	957	283	1779	2829	4608	5-17- 1	290
2002	974	285	1554	3102	4656	3- 5t- 8	301
2003	1014	283	1452	3335	4787	10- 5-19	251

*1966-69 are AFL-NFL combined rankings

DOLPHINS IN OVERTIME

LOCATION	W	L	T	WON TOSS	LOST TOSS
HOME*	8	9	1	10	8
ROAD*	5	9	0	6	8
TOTALS	13	18	1	16	16

* Home record includes 1-1 mark in playoffs; Road record includes 1-0 mark in playoffs
When they have won the toss, the Dolphins are 9-7 (6-4 home, 3-3 road).
When they have lost the toss, the Dolphins are 4-11-1 (2-5-1 home, 2-6 road).

***Dec. 25, 1971 – Miami 27, at Kansas City 24 (2 OT):** Chiefs win toss. Jan Stenerud has 42-yard FG attempt blocked by Nick Buoniconti of Dolphins. Teams trade punts. Garo Yepremian misses FG try from 52 yards. K.C. QB Len Dawson is intercepted by Jake Scott and teams trade punts. Yepremian kicks a 37-yard FG at 7:40 of the second overtime.

Dec. 14, 1975 – at Baltimore 10, Miami 7: Dolphins win toss. Miami is forced to punt. Colts drive from their own 4 to the Miami 14. Toni Linhart kicks 31-yard FG at 12:44.

Oct. 17, 1976 – Kansas City 20, at Miami 17: Chiefs win toss. Kansas City punts and Miami drives to 20-yard line of Chiefs. Norm Bulaich fumbles into end zone and K.C. recovers for touchback. Chiefs drive to Miami 17 and Jan Stenerud kicks 34-yard FG at 14:48.

Nov. 18, 1979 – at Cleveland 30, Miami 24: Browns win toss. Brian Sipe throws 39-yard TD pass to Reggie Rucker at 1:59.

Nov. 20, 1980 – San Diego 27, at Miami 24: Chargers win toss. San Diego is forced to punt, but Woodrow Lowe intercepts David Woodley at the Miami 40 and returns it to the 12 of the Dolphins. Rolf Benirschke kicks 28-yard FG for Chargers at 7:14.

Dec. 8, 1980 – at Miami 16, New England 13: Dolphins win toss. Miami drives from its own 13 to the 5 of New England with the big play being a 54-yard pass to Duriel Harris from David Woodley. Uwe von Schamann kicks 23-yard FG at 3:20.

Oct. 4, 1981 – at Miami 28, N.Y. Jets 28 (tie): Jets win toss. Teams trade punts twice. Pat Leahy of Jets misses 48-yard FG attempt near end of OT period.

Nov. 8, 1981 – Miami 30, at New England 27: Dolphins win toss. Miami punts, but Bob Brudzinski intercepts Steve Grogan at New England 45 and returns it to 26 of the Pats. Thirteen yards is tacked on for unnecessary roughness on tackle of Brudzinski, before Uwe von Schamann kicks 30-yard FG at 7:09.

***Jan. 2, 1981 – San Diego 41, at Miami 38:** Chargers win toss. Rolf Benirschke misses 27-yard FG for San Diego and Uwe von Schamann of Miami has 34-yard FG blocked by Leroy Jones of Chargers. Benirschke kicks 29-yard FG at 13:52.

Oct. 9, 1983 – Buffalo 38, at Miami 35: Dolphins win toss. Uwe von Schamann misses FGs of 52 and 43 yards for Miami. Joe Danelo kicks 36-yard FG at 13:58.

Nov. 18, 1984 – at San Diego 34, Miami 28: Chargers win toss. Buford McGee runs for 25-yard TD at 3:17.

Sept. 21, 1986 – at N.Y. Jets 51, Miami 45: Jets win toss. Ken O'Brien throws a 43-yard TD pass to Wesley Walker at 2:35.

Dec. 14, 1986 – Miami 37, at L.A. Rams 31: Dolphins win toss. Dan Marino throws a 20-yard TD pass to Mark Duper at 3:04.

Oct. 18, 1987 – at N.Y. Jets 37, Miami 31: Jets win toss. Both teams exchange punts, then interceptions before Jets take over on another Dolphin interception. Pat Ryan passes eight yards to Eddie Hunter at 14:26.

Oct. 25, 1987 – Buffalo 34, at Miami 31: Bills win toss. Scott Norwood kicks 27-yard FG at 4:12.

Oct. 8, 1989 – at Miami 13, Cleveland 10: Browns win toss. Cleveland drives to Miami 26-yard line, but Matt Bahr misses 44-yard FG. Miami drives 55 yards and Pete Stoyanovich kicks 35-yard FG at 6:28.

Dec. 9, 1990 – at Miami 23, Philadelphia 20: Eagles win toss. Both teams exchange punts, then Eagles' Jeff Feagles boots 23-yard punt. Miami drives 35 yards and Pete Stoyanovich kicks 39-yard FG at 12:32.

Nov. 24, 1991 – Miami 16, at Chicago 13: Dolphins win toss. Pete Stoyanovich kicks 27-yard FG at 4:11.

Dec. 22, 1991 – N.Y. Jets 23, at Miami 20: Dolphins win toss. Miami is forced to punt. Raul Allegre kicks 30-yard FG at 6:15.

Dec. 27, 1992 – Miami 16, at New England 13: Patriots win toss. New England is forced to punt. Pete Stoyanovich kicks 35-yard FG at 6:43.

Jan. 2, 1994 – at New England 33, Miami 27: Dolphins win toss. Miami is forced to punt. Dolphins intercept pass but are forced to punt. Drew Bledsoe passes 36 yards to Michael Timpson for touchdown at 10:14.

Oct. 16, 1994 – at Miami 20, L.A. Raiders 17: Dolphins win toss. Pete Stoyanovich kicks 29-yard FG at 5:46.

Nov. 20, 1994 – at Pittsburgh 16, Miami 13: Steelers win toss. Pittsburgh stopped on fourth down. Dolphins forced to punt. Gary Anderson kicks 39-yard FG at 10:19.

Oct. 8, 1995 – Indianapolis 27, at Miami 24: Colts win toss. Cary Blanchard kicks 27-yard FG at 4:58.

Sept. 7, 1997 – at Miami 16, Tennessee 13: Dolphins win toss. Olindo Mare kicks 29-yard FG at 12:45.

Oct. 27, 1997 – Chicago 36, at Miami 33: Dolphins win toss. Both teams exchange punts, then Dan Marino is sacked and fumbles on Dolphins 17-yard line. Jeff Jaeger kicks 35-yard FG at 5:35.

Oct. 25, 1998 – at Miami 12, New England 9: Dolphins win toss. Olindo Mare kicks 43-yard FG at 10:24.

Oct. 23, 2000 – at N.Y. Jets 40, Miami 37: Dolphins win toss. Marcus Coleman intercepts Jay Fiedler pass then fumbles and Oronde Gadsden recovers. Coleman intercepts Fiedler again. John Hall kicks 40-yard field goal at 8:13.

***Dec. 30, 2000** – at Miami 23, Indianapolis 17: Dolphins win toss. Miami forced to punt. Mike Vanderjagt misses 49-yard field goal wide right. Lamar Smith scores on 17-yard touchdown run at 3:34.

Dec. 29, 2002 – at New England 27, Miami 24: Patriots win toss. Adam Vinatieri kicks 35-yard FG at 12:57.

Oct. 19, 2003 – New England 19, at Miami 13: Dolphins win toss. Olindo Mare misses 35-yard FG. Patriots forced to punt. Tyrone Poole intercepts a Jay Fiedler pass on Patriots 18. Tom Brady connects with Troy Brown for an 82-yard TD pass on the following play at 9:15.

Nov. 16, 2003 – at Miami 9, Baltimore 6: Dolphins win toss. Miami forced to punt. Four plays afterward, Zach Thomas recovers a Jamal Lewis fumble at the Ravens 33, leading to an Olindo Mare 43-yard FG at 6:12.

*Playoff Game

LARGEST COMEBACKS

DOLPHINS

	MARGIN	SCORE/ QUARTER	FINAL SCORE	DATE	OPPONENT
1.	24 points	0-24 (3rd)	34-27	12/15/74	NEW ENGLAND
2.	18 points	3-21 (2nd)	24-21	1/4/86	CLEVELAND*
3.	18 points	3-21 (2nd)	24-21	11/14/71	PITTSBURGH
4.	17 points	0-17 (3rd)	21-17	11/10/68	at Buffalo
	17 points	3-20 (2nd)	31-23	11/12/89	at N.Y. Jets
	17 points	7-24 (3rd)	28-24	11/27/94	at N.Y. Jets
	17 points	0-17 (2nd)	28-20	10/29/00	GREEN BAY

NOTE: Miami's largest fourth-quarter comeback was from a 16-point deficit (0-16 to 21-16) against New Orleans on September 28, 1980.

OPPONENTS

	MARGIN	SCORE/ QUARTER	FINAL SCORE	DATE	OPPONENT
1.	23 points	7-30 (4th)	40-37 (OT)	10/23/00	at N.Y. Jets
2.	21 points	0-21 (2nd)	34-31 (OT)	10/25/87	BUFFALO
3.	21 points	3-24 (3rd)	27-24 (OT)	10/8/95	INDIANAPOLIS
4.	18 points	10-28 (2nd)	45-28	10/9/77	at Baltimore
5.	17 points	0-17 (3rd)	21-17	10/14/01	at N.Y. Jets
6.	15 points	6-21 (3rd)	22-21	1/9/95	at San Diego*
	15 points	18-33 (4th)	36-33 (OT)	10/27/97	CHICAGO
8.	14 points	0-14 (3rd)	21-24	10/27/68	at Denver
	14 points	0-14 (3rd)	31-28	10/3/76	L.A. RAMS
	14 points	14-28 (4th)	34-28 (OT)	11/18/84	at San Diego
	14 points	7-21 (2nd)	28-21	9/13/87	NEW ENGLAND
	14 points	0-14 (1st)	40-21	11/15/87	at Indianapolis
	14 points	0-14 (2nd)	34-14	11/26/89	PITTSBURGH
	14 points	0-14 (1st)	35-31	9/1/91	at Buffalo
	14 points	7-21 (2nd)	27-24 (OT)	12/29/02	at New England

* Playoff Game

DOLPHINS' 10 LARGEST MARGINS

... OF VICTORY

	MARGIN	SCORE	DATE	OPPONENT
1.	52 points	52-0	11/12/72	NEW ENGLAND
2.	44 points	44-0	11/11/73	BALTIMORE
3.	43 points	43-0	10/19/75	at N.Y. Jets
4.	42 points	42-0	9/10/78	at Baltimore
	42 points	45-3	11/24/86	N.Y. JETS
	42 points	42-0	10/11/87	KANSAS CITY
7.	41 points	55-14	11/24/77	at St. Louis
8.	38 points	45-7	12/20/70	BUFFALO
	38 points	41-3	10/17/71	NEW ENGLAND
	38 points	52-14	9/3/95	N.Y. JETS

... OF DEFEAT

	MARGIN	SCORE	DATE	OPPONENT
1.	55 points	62-7	1/15/00	at Jacksonville*
2.	45 points	48-3	9/28/68	KANSAS CITY
3.	41 points	41-0	10/8/67	at Kansas City
	41 points	41-0	12/14/97	at Indianapolis
5.	35 points	35-0	11/1/70	at Baltimore
	35 points	42-7	10/13/91	at Kansas City
	35 points	38-3	1/9/99	at Denver*
8.	34 points	58-24	9/18/66	at Buffalo
	34 points	44-10	10/2/66	at San Diego
	34 points	34-0	10/12/80	at New England

* Playoff Game

DOLPHINS HOME & AWAY

YEAR	HOME	PCT.	ROAD	PCT.	OVERALL	PCT.
1966	2-5	.286	1-6	.143	3-11	.214
1967	4-3	.571	0-7	.000	4-10	.286
1968	1-5-1	.214	4-3	.571	5-8-1	.393
1969	2-3-1	.417	1-7*	.125	3-10-1	.250
1970	6-1	.857	4-3	.571	10-4	.714
1971	6-1	.857	4-2-1	.643	10-3-1	.750
1972	7-0	1.000	7-0	1.000	14-0	1.000
1973	7-0	1.000	5-2	.714	12-2	.857
1974	7-0	1.000	4-3	.571	11-3	.786
1975	5-2	.714	5-2	.714	10-4	.714
1976	3-4	.429	3-4	.429	6-8	.429
1977	6-1	.857	4-3	.571	10-4	.714
1978	7-1	.875	4-4	.500	11-5	.688
1979	6-2	.750	4-4	.500	10-6	.625
1980	5-3	.625	3-5	.375	8-8	.500
1981	6-1-1	.813	5-3	.625	11-4-1	.719
1982	4-0	1.000	3-2	.600	7-2	.778
1983	7-1	.875	5-3	.625	12-4	.750
1984	7-1	.875	7-1	.875	14-2	.875
1985	8-0	1.000	4-4	.500	12-4	.750
1986	4-4	.500	4-4	.500	8-8	.500
1987	4-3	.571	4-4	.500	8-7	.533
1988	4-4	.500	2-6	.250	6-10	.375
1989	4-4	.500	4-4	.500	8-8	.500
1990	7-1	.875	5-3	.625	12-4	.750

YEAR	HOME	PCT.	ROAD	PCT.	OVERALL	PCT.
1991	5-3	.625	3-5	.375	8-8	.500
1992	6-2	.750	5-3	.625	11-5	.688
1993	4-4	.500	5-3	.625	9-7	.563
1994	6-2	.750	4-4	.500	10-6	.625
1995	5-3	.625	4-4	.500	9-7	.563
1996	4-4	.500	4-4	.500	8-8	.500
1997	6-2	.750	3-5	.375	9-7	.563
1998	7-1	.875	3-5	.375	10-6	.625
1999	5-3	.625	4-4	.500	9-7	.563
2000	5-3	.625	6-2	.750	11-5	.688
2001	7-1	.875	4-4	.500	11-5	.688
2002	7-1	.875	2-6	.250	9-7	.563
2003	4-4	.500	6-2	.750	10-6	.625
TOTALS	200-83-3	.705	149-140-1	.516	349-223-4	.609

*Includes 38-23 loss to Boston at Tampa

DOLPHINS MONTH-BY-MONTH

(Regular Season)

YEAR	SEPTEMBER	OCTOBER	NOVEMBER	DECEMBER	RECORD
1966	0-3	2-2	0-4	1-2	3-11
1967	1-1	0-4	1-3	2-2	4-10
1968	0-3	2-1-1	2-2	1-2	5-8-1
1969	0-3	1-2-1	1-4	1-1	3-10-1
1970	1-1	3-1	3-2	3-0	10-4
1971	1-0-1	4-1	4-0	1-2	10-3-1
1972	2-0	5-0	4-0	3-0	14-0
1973	2-1	4-0	4-0	2-1	12-2
1974	2-1	3-1	3-1	3-0	11-3
1975	1-1	4-0	2-2	3-1	10-4
1976	2-1	2-3	1-3	1-1	6-8
1977	2-0	3-2	3-1	2-1	10-4
1978	2-2	4-1	2-2	3-0	11-5
1979	4-1	2-2	3-2	1-1	10-6
1980	3-1	1-3	2-3	2-1	8-8
1981	4-0	1-2-1	2-2	4-0	11-4-1
1982	2-0	0-0	1-1	4-1*	7-2
1983	3-1	3-2	3-1	3-0	12-4
1984	5-0	4-0	3-1	2-1	14-2
1985	3-1	2-2	3-1	4-0	12-4
1986	1-3	2-2	3-2	2-1	8-8
1987	1-1	1-3	3-2	3-1	8-7
1988	1-3	4-1	0-4	1-2	6-10
1989	1-2	3-2	3-1	1-3	8-8
1990	3-1	3-0	3-1	3-2	12-4
1991	2-3	1-2	3-1	2-2	8-8
1992	3-0	3-1	2-3	3-1	11-5
1993	2-1	4-0	3-1	0-5+	9-7
1994	3-1	3-1	2-2	2-2	10-6
1995	3-0	2-3	1-3	3-1	9-7
1996	3-1	1-3	2-2	2-2	8-8
1997	2-2@	3-1	3-2	1-2	9-7
1998	3-0	2-2	3-2	2-2	10-6
1999	2-0	4-1	2-2	1-4^	9-7
2000	3-1	3-1	3-1	2-2	11-5
2001	2-1	2-1	3-1	4-2\$	11-5
2002	3-1	2-1	2-2	2-3	9-7
2003	2-1	3-1	3-2	2-2	10-6
TOTALS	80-43-1	96-55-3	91-69	82-56	349-223-4

* Includes January 2, 1983, 34-7 win at Baltimore; + Includes January 2, 1994, 33-27 loss at New England; @ Includes August 31, 1997, 16-10 win over Indianapolis; ^ includes January 2, 2000, 21-10 loss at Washington; \$ includes January 6, 2002, 34-7 win over Buffalo.

PRIME TIME DOLPHINS

YEAR	DATE	OPPONENT	SCORE		NETWORK	ATTENDANCE
1970	Mon., Nov. 30	at Atlanta	20-7	W	ABC	53,303
1971	Mon., Nov. 29	CHICAGO	34-3	W	ABC	73,071
1972	Mon., Nov. 27	ST. LOUIS	31-10	W	ABC	78,190
1973	Mon., Oct. 15	at Cleveland	17-9	W	ABC	72,070
1973	Mon., Dec. 3	PITTSBURGH	30-26	W	ABC	68,901
1974	Mon., Oct. 7	N.Y. JETS	21-17	W	ABC	61,527
1974	Mon., Dec. 2	CINCINNATI	24-3	W	ABC	71,962
1975	Mon., Sept. 22	OAKLAND	21-31	L	ABC	78,744
1975	Mon., Dec. 1	NEW ENGLAND	20-7	W	ABC	61,963
1976	Mon., Sept. 13	at Buffalo	30-21	W	ABC	77,683
1976	Mon., Nov. 22	BALTIMORE	16-17	L	ABC	62,104
1977	Mon., Dec. 5	BALTIMORE	17-6	W	ABC	68,977
1978	Mon., Oct. 9	CINCINNATI	21-0	W	ABC	54,729
1978	Mon., Nov. 20	at Houston	30-35	L	ABC	50,290
1978	Mon., Dec. 18	NEW ENGLAND	23-3	W	ABC	72,071
1979	Mon., Oct. 8	at Oakland	3-13	L	ABC	52,419
1979	Mon., Nov. 5	HOUSTON	6-9	L	ABC	70,273
1979	Thur., Nov. 29	NEW ENGLAND	39-24	W	ABC	69,174
1980	Mon., Oct. 27	at N.Y. Jets	14-17	L	ABC	53,046
1980	Thur., Nov. 20	SAN DIEGO	24-27	L (OT)	ABC	63,013
1980	Mon., Dec. 8	NEW ENGLAND	16-13	W (OT)	ABC	63,292
1981	Thur., Sept. 10	PITTSBURGH	30-10	W	ABC	74,190
1981	Mon., Oct. 12	at Buffalo	21-31	L	ABC	78,576
1981	Mon., Nov. 30	PHILADELPHIA	13-10	W	ABC	67,797
1982	Mon., Nov. 29	at Tampa Bay	17-23	L	ABC	54,854
1982	Mon., Dec. 27	BUFFALO	27-10	W	ABC	73,924
1983	Mon., Sept. 19	at L.A. Raiders	14-27	L	ABC	57,796
1983	Mon., Nov. 28	CINCINNATI	38-14	W	ABC	74,506
1983	Fri., Dec. 16	N.Y. JETS	34-14	W	ABC	59,975
1984	Mon., Sept. 17	at Buffalo	21-17	W	ABC	65,455
1984	Mon., Nov. 26	N.Y. JETS	28-17	W	ABC	74,884
1984	Mon., Dec. 17	DALLAS	28-21	W	ABC	74,139
1985	Mon., Oct. 14	at N.Y. Jets	7-23	L	ABC	73,807
1985	Mon., Dec. 2	CHICAGO	38-24	W	ABC	75,594
1985	Mon., Dec. 16	NEW ENGLAND	30-27	W	ABC	69,489
1986	Mon., Nov. 10	at Cleveland	16-26	L	ABC	77,949
1986	Mon., Nov. 24	N.Y. JETS	45-3	W	ABC	70,206
1986	Mon., Dec. 22	NEW ENGLAND	27-34	L	ABC	74,516
1987	Sun., Nov. 22	at Dallas	20-14	W	ESPN	56,519
1987	Mon., Dec. 7	N.Y. JETS	37-28	W	ABC	62,592
1987	Sun., Dec. 20	WASHINGTON	23-21	W	ESPN	65,715
1987	Mon., Dec. 28	NEW ENGLAND	10-24	L	ABC	61,192
1988	Mon., Nov. 14	BUFFALO	6-31	L	ABC	67,091
1988	Sun., Nov. 20	NEW ENGLAND	3-6	L	ESPN	53,526
1988	Mon., Dec. 12	CLEVELAND	38-31	W	ABC	61,884
1989	Sun., Dec. 10	NEW ENGLAND	31-10	W	ESPN	55,918
1990	Thur., Oct. 18	NEW ENGLAND	17-10	W	TNT	62,630
1990	Mon., Nov. 19	L.A. RAIDERS	10-13	L	ABC	70,553
1990	Sun., Dec. 9	PHILADELPHIA	23-20	W (OT)	ESPN	67,034
1991	Sun., Nov. 10	NEW ENGLAND	30-20	W	ESPN	56,065
1991	Mon., Nov. 18	BUFFALO	27-41	L	ABC	71,062
1991	Mon., Dec. 9	CINCINNATI	37-13	W	ABC	60,616
1992	Mon., Sept. 14	at Cleveland	27-23	W	ABC	74,765
1992	Mon., Nov. 16	BUFFALO	20-26	L	ABC	70,629
1992	Mon., Dec. 14	L.A. RAIDERS	20-7	W	ABC	67,098
1992	Sun., Dec. 20	N.Y. JETS	19-17	W	ESPN	68,275
1993	Mon., Oct. 4	WASHINGTON	17-10	W	ABC	68,568
1993	Sun., Oct. 24	INDIANAPOLIS	41-27	W	TNT	57,301
1993	Mon., Dec. 13	PITTSBURGH	20-21	L	ABC	70,232
1993	Mon., Dec. 27	at San Diego	20-45	L	ABC	60,311
1994	Sun., Oct. 2	at Cincinnati	23-7	W	TNT	55,056
1994	Sun., Dec. 4	BUFFALO	31-42	L	ESPN	69,358
1994	Mon., Dec. 12	KANSAS CITY	45-28	W	ABC	71,578
1994	Sun., Dec. 25	DETROIT	27-20	W	ESPN	70,980

YEAR	DATE	OPPONENT	SCORE		NETWORK	ATTENDANCE
1995	Mon., Sept. 18	PITTSBURGH	23-10	W	ABC	72,874
1995	Sun., Nov. 5	at San Diego	24-14	W	ESPN	61,996
1995	Mon., Nov. 20	SAN FRANCISCO	20-44	L	ABC	73,080
1995	Mon., Dec. 11	KANSAS CITY	13-6	W	ABC	70,321
1996	Sun., Sept. 8	at Arizona	38-10	W	TNT	55,444
1996	Mon., Sept. 23	at Indianapolis	6-10	L	ABC	60,891
1996	Mon., Nov. 25	PITTSBURGH	17-24	L	ABC	73,489
1996	Mon., Dec. 16	BUFFALO	16-14	W	ABC	67,016
1997	Sun., Sept. 21	at Tampa Bay	21-31	L	TNT	73,314
1997	*Mon., Oct. 27	CHICAGO	33-36	L (OT)	ABC	73,156
1997	Mon., Nov. 17	BUFFALO	30-13	W	ABC	74,155
1997	Sun., Dec. 7	DETROIT	33-30	W	ESPN	72,266
1997	Mon., Dec. 22	NEW ENGLAND	12-14	L	ABC	74,379
1998	Mon., Oct. 12	at Jacksonville	21-28	L	ABC	74,051
1998	Mon., Nov. 23	at New England	23-26	L	ABC	58,729
1998	Sun., Dec. 13	N.Y. JETS	16-21	L	ESPN	74,369
1998	Mon., Dec. 21	DENVER	31-21	W	ABC	74,363
1999	Mon., Sept. 13	at Denver	38-21	W	ABC	75,623
1999	Mon., Oct. 4	BUFFALO	18-23	L	ABC	74,073
1999	Sun., Nov. 7	TENNESSEE	17-0	W	ESPN	74,109
1999	Mon., Dec. 27	N.Y. JETS	31-38	L	ABC	74,230
2000	Sun., Sept. 17	BALTIMORE	19-6	W	ESPN	73,464
2000	Mon., Oct. 23	at N.Y. Jets	37-40	L (OT)	ABC	78,389
2001	Sun., Sept. 9	at Tennessee	31-23	W	ESPN	68,798
2001	Mon., Dec. 10	INDIANAPOLIS	41-6	W	ABC	73,858
2002	Sun., Oct. 13	at Denver	24-22	W	ESPN	75,941
2002	Mon., Nov. 4	at Green Bay	10-24	L	ABC	63,284
2002	Sun., Nov. 10	at N.Y. Jets	10-13	L	ESPN	78,920
2002	Mon., Dec. 9	CHICAGO	27-9	W	ABC	73,609
2003	Sun., Sept. 21	BUFFALO	17-7	W	ESPN	73,458
2003	Mon., Oct. 27	at San Diego#	26-10	W	ABC	73,014
2003	Sun., Nov. 23	WASHINGTON	24-23	W	ESPN	73,578
2003	Mon., Dec. 15	PHILADELPHIA	27-34	L	ABC	73,780

TOTALS: 38-31 Monday Night (31-17 home, 7-14 road); 22-6 Other (16-4 home, 6-2 road)

* Game originally scheduled for Sun., Oct. 26 postponed to Mon., Oct. 27 due to Game 7 of World Series

Game played at Sun Devil Stadium in Tempe, Ariz. due to California wildfires

DOLPHINS' 10 LARGEST CROWDS

1966-96 = actual attendance

1997-03 = paid attendance

HOME (Pro Player Stadium, 1987-03)

	ATTENDANCE	DATE	OPPONENT	RESULT
1.	75,283	10/27/96	Dallas	10-29 L
2.	74,379	12/22/97	New England	12-14 L
3.	74,369	12/13/98	N.Y. Jets	16-21 L
4.	74,363	12/21/98	Denver	31-21 W
5.	74,320	11/19/00	N.Y. Jets	3-20 L
6.	74,307	12/10/00	Tampa Bay	13-16 L
7.	74,295	11/21/99	New England	27-17 W
8.	74,259	11/18/01	N.Y. Jets	0-24 L
9.	74,230	12/27/99	N.Y. Jets	31-38 L
10.	74,155	11/17/97	Buffalo	30-13 W

HOME (Orange Bowl, 1966-86)

	ATTENDANCE	DATE	OPPONENT	RESULT
1.	78,939	1/2/72	Baltimore	21-0 W
2.	78,914	11/19/72	N.Y. Jets	28-24 W
3.	78,744	9/22/75	Oakland	21-31 L
4.	78,196	12/24/72	Cleveland	20-14 W
5.	77,596	10/15/72	San Diego	24-10 W

HOME (Orange Bowl, 1966-86)

	ATTENDANCE	DATE	OPPONENT		RESULT
6.	76,801	11/27/72	St. Louis	31-10	W
7.	76,696	12/16/72	Baltimore	16-0	W
8.	76,029	1/6/85	Pittsburgh	45-28	W
9.	75,770	12/23/73	Cincinnati	34-16	W
10.	75,594	12/2/85	Chicago	38-24	W

ROAD

	ATTENDANCE	DATE	OPPONENT		RESULT
1.	103,667	1/30/83	*Washington (at Pasadena)	17-27	L
2.	85,462	1/14/73	*Washington (at L.A.)	14-7	W
3.	84,059	1/20/85	*San Francisco (at Stanford)	16-38	L
4.	80,591	1/16/72	*Dallas (at New Orleans)	3-24	L
5.	80,374	11/18/79	Cleveland	24-30	L
6.	80,368	10/4/92	Buffalo	37-10	W
7.	80,252	9/1/91	Buffalo	31-35	L
8.	80,235	12/23/90	Buffalo	14-24	L
9.	80,208	10/29/89	Buffalo	17-31	L
10.	79,829	9/17/72	Kansas City	20-10	W

*Super Bowl

ATTENDANCE

7 home, 7 away from 1966-1977; 8 home, 8 away from 1979-1981, 1983-86, 1988-03; 4 home, 5 away in 1982; 7 home, 8 away in 1987

TICKETS DISTRIBUTED, REGULAR SEASON

YEAR	HOME TOTAL	HOME AVERAGE	ROAD TOTAL	ROAD AVERAGE	TICKETS DIST.
1966	183,934	26,276	243,276	34,754	427,210
1967	202,874	28,982	256,029	36,576	458,903
1968	216,734	30,962	252,271	36,039	469,005
1969	242,815	34,687	280,957	40,137	523,772
1970	440,141	62,877	348,918	49,845	789,059
1971	482,879	68,982	413,194	59,028	896,073
1972	557,881	79,697	421,503	60,215	979,384
1973	551,270	78,753	474,477	67,782	1,025,747
1974	537,418	76,774	409,643	58,520	947,061
1975	487,758	69,680	424,325	60,618	912,083
1976	400,109	57,158	431,595	61,656	831,704
1977	370,282	52,898	405,979	57,997	776,261
1978	488,068	61,009	434,188	54,274	922,256
1979	498,080	62,260	498,262	62,283	996,342
1980	423,500	52,938	463,890	57,986	887,390
1981	515,103	64,388	468,204	58,526	983,307
1982	247,173	61,975	235,044	47,008	482,217
1983	527,358	65,920	490,497	61,312	1,017,855
1984	542,722	67,840	488,166	61,021	1,030,888
1985	560,447	70,055	514,831	64,354	1,075,278
1986	538,683	67,335	556,232	69,529	1,094,915
1987	476,610	68,087	451,943	56,493	928,553
1988	535,851	66,981	533,744	66,178	1,069,595
1989	492,455	61,557	504,448	63,056	996,903
1990	532,931	66,616	528,665	66,083	1,057,287
1991	507,935	63,492	527,132	65,892	1,035,067
1992	543,995	67,999	539,319	67,415	1,083,314
1993	570,676	71,335	540,515	67,564	1,111,191
1994	593,480	74,185	517,482	64,685	1,110,962
1995	601,954	75,244	528,517	65,940	1,130,471
1996	600,849	75,106	514,408	64,301	1,115,257

ACTUAL, REGULAR SEASON

YEAR	HOME TOTAL	HOME AVERAGE	ROAD TOTAL	ROAD AVERAGE	ALL ACTUAL
1966	177,349	25,336	237,423	33,918	414,772
1967	189,815	27,116	238,289	34,041	428,104
1968	208,987	29,856	237,849	33,978	446,836
1969	226,348	32,335	264,191	37,742	490,539
1970	413,422	59,060	334,422	47,774	747,844
1971	464,658	66,380	403,174	57,596	867,832
1972	544,162	77,737	414,056	59,151	880,058
1973	442,482	63,212	437,554	62,508	880,036
1974	457,768	65,395	397,324	56,761	855,092
1975	453,353	64,765	401,731	57,390	855,084
1976	358,817	51,260	418,727	59,818	777,544
1977	339,698	48,528	383,253	54,750	722,951
1978	465,251	58,156	421,856	52,732	887,107
1979	455,137	56,892	475,116	59,390	930,253
1980	384,829	48,104	439,024	54,878	823,853
1981	489,292	61,161	459,962	57,495	949,254
1982	239,346	59,837	205,948	43,390	445,294
1983	487,939	60,992	451,995	56,499	939,934
1984	524,874	65,609	471,050	58,883	995,924
1985	542,228	67,812	491,990	61,499	1,034,218
1986	467,288	58,411	529,603	66,200	996,891
1987	394,672	56,382	392,118	49,015	786,790
1988	469,276	58,660	470,243	58,780	939,519
1989	447,663	55,958	481,003	60,125	928,666
1990	510,359	63,794	508,113	63,514	1,018,472
1991	476,858	59,607	496,006	62,001	972,864
1992	512,576	64,072	505,503	63,188	1,018,079
1993	537,920	67,240	519,542	64,943	1,057,462
1994	558,057	69,757	506,381	63,298	1,064,438
1995	560,917	70,115	501,583	62,698	1,062,500
1996	545,918	68,240	476,379	59,547	1,022,297

PAID, REGULAR SEASON

YEAR	HOME TOTAL	HOME AVERAGE	ROAD TOTAL	ROAD AVERAGE	PAID TOTAL
1997	574,811	71,851	522,208	65,276	1,097,019
1998	581,784	72,723	546,530	68,316	1,128,314
1999	592,161	74,020	547,485	68,436	1,139,646
2000	589,909	73,738	528,974	66,121	1,118,883
2001	588,127	73,515	531,480	66,435	1,119,607
2002	585,523	73,190	558,981	69,872	1,144,504
2003	587,787	73,473	570,449	71,306	1,158,236

SEASON TICKETS, PRESEASON

YEAR	SEASON TICKETS	PRESEASON HOME	PRESEASON ROAD	PRESEASON TOTAL
1966	12,503	1- 36,366	3- 55,154	4- 91,520
1967	13,050	2- 86,693	3- 39,414	5-126,107
1968	14,924	3-145,257	2- 27,003	5-172,260
1969	17,478	3-140,514	3- 67,759	6-208,273
1970	26,161	4-246,176	2- 46,008	6-292,184
1971	44,834	4-237,753	2- 92,344	6-330,097
1972	69,303	3-222,821	3-161,100	6-383,921
1973	74,961	4-313,411	2-104,550	6-417,961
1974	67,322	3-193,442	3-157,681	6-351,123
1975	49,026	4-213,186	2-107,190	6-320,376
1976	44,494	2-102,338	4-227,598	6-329,936
1977	34,838	2- 81,517	4-218,777	6-300,294
1978	41,456	2- 97,461	*3-142,278	5-239,739
1979	41,140	2- 94,095	2-118,327	4-212,422
1980	38,385	2- 83,331	2-115,230	4-198,561
1981	37,574	2- 82,792	2-102,272	4-185,064
1982	39,208	2- 91,938	2-115,581	4-207,519
1983	42,039	1- 38,735	3-160,308	4-199,043
1984	43,187	1- 46,705	3-147,125	4-193,830

YEAR	SEASON TICKETS	PRESEASON HOME	PRESEASON ROAD	PRESEASON TOTAL
1985	46,435	2- 78,686	2- 78,501	4-157,187
1986	50,729	2- 96,581	2-104,500	4-201,081
1987	63,096	2-129,687	2-113,016	4-242,703
1988	53,839	2-101,065	#3-152,384	5-253,449
1989	44,869	2- 92,833	2-108,150	4-200,983
1990	45,570	2- 89,586	2-108,853	4-198,439
1991	47,148	2- 94,038	#3-175,064	5-269,102
1992	43,846	2- 92,939	‡3-183,934	5-276,873
1993	47,996	2- 93,129	2-111,181	4-204,310
1994	48,809	2- 98,466	3-161,412	5-259,878
1995	53,606	2-100,301	2-101,174	4-201,475
1996	60,808	2-106,739	2- 90,898	4-197,637
1997	55,373	2-115,182	@3-198,742	5-313,924
1998	56,002	2-121,099	2-117,457	4-238,556
1999	60,042	2-121,038	2-124,347	4-245,385
2000	58,113	2-118,990	2- 92,826	4-211,816
2001	57,803	2-118,990	\$3-147,591	5-266,581
2002	56,115	2-114,043	2-134,440	4-248,483
2003	59,066	2-121,354	2-118,228	4-239,582

* includes 18,355 in Hall of Fame game at Canton, Ohio.

‡ includes 70,535 in American Bowl game in London, England

includes 51,122 in American Bowl game in Tokyo, Japan

‡ includes 60,813 in American Bowl game in Berlin, Germany

@ includes 104,629 in American Bowl game in Mexico City, Mexico

\$ includes 22,736 in Hall of Fame Game at Canton, Ohio

HISTORICAL HIGHLIGHTS

1965

- March 3 – Minneapolis lawyer Joseph Robbie meets AFL Commissioner Joe Foss in Washington, and Foss advises Robbie to apply for an expansion franchise in Miami.
- May 6 – Joseph Robbie meets Miami Mayor Robert King High to ascertain the availability of the Orange Bowl stadium, and the mayor agrees to invite the AFL to Miami.
- June 7 – AFL Executive Committee votes to expand in 1966 at a meeting in Monmouth Park, N.J.
- Aug. 16 – AFL awards its first expansion franchise to Joseph Robbie and television star Danny Thomas for \$7.5 million.
- Nov. 27 – Miami picks Kentucky QB Rick Norton and Illinois RB Jim Grabowski in first round of AFL's college draft. Tulsa WR Howard Twilley is selected in 12th round.
- Dec. 16 – Miami Dolphins, Ltd. organizes as a Florida limited partnership. Joseph Robbie becomes Managing General Partner and Danny Thomas Sports, Inc., becomes the other general partner.

1966

- Jan. 15 – Miami picks 31 players from eight teams in AFL expansion draft. One of the draftees, T Norm Evans of Houston, would play 10 seasons at right tackle.
- Jan. 29 – George Wilson becomes first head coach after eight years coaching the Detroit Lions (57-46-6 and NFL champions in 1957) and one year as a Washington assistant.
- June 8 – AFL merges into NFL with Pete Rozelle as commissioner. An AFL-NFL championship game is scheduled for the next January followed by a common draft.
- July 5 – Dolphins open first training camp at St. Petersburg Beach as 83 players report.
- Aug. 7 – Training camp moves to St. Andrews School in Boca Raton, Fla.
- Sept. 2 – Joe Auer returns opening kickoff 95 yards for Dolphin TD in first regular-season game, but Oakland wins, 23-14, at Orange Bowl before 26,776 spectators.
- Oct. 16 – Dolphins end string of nine losses (four in pre-season) by defeating Denver, 24-7, for first win in franchise history.
- Oct. 23 – Miami earns club's first road win with a 20-13 decision over Houston at Rice Stadium.

1967

- March 14 – Miami picks Purdue QB Bob Griese in first round of common draft. Griese is the fourth player selected.
- June 1 – Joseph Robbie and W. H. Keland purchase the interest of Danny Thomas and agree to equalize present holdings in Miami Dolphins, Ltd., whenever either acquires outside holdings.
- Aug. 19 – Record crowd of 50,822 sees first interleague game, which Atlanta wins, 27-17.
- Sept. 17 – QB John Stofa breaks his right ankle shortly after scoring a TD, and rookie Bob Griese directs 35-21 victory over Denver at Orange Bowl. RB Abner Haynes gains 151 yards in season opener. Griese throws 68-yard TD pass to Joe Auer.
- Nov. 26 – Dolphins end eight-game losing streak by defeating Buffalo, 17-14, on a fourth-down, 31-yard TD pass from Bob Griese to Howard Twilley with 1:01 remaining.

1968

- Jan. 30 – Miami picks Syracuse FB Larry Csonka in first round of draft. Csonka is the eighth player selected.
- Aug. 17 – Dolphins gain first interleague victory, 23-7 over Philadelphia at Orange Bowl.
- Aug. 31 – AFL-record crowd of 68,125 at Orange Bowl sees Coach Don Shula's Baltimore Colts win interleague game, 22-13.
- Nov. 24 – Rookie strong safety Dick Anderson returns interception 96 yards for TD in 34-10 victory over Boston at Fenway Park.
- Dec. 8 – QB Bob Griese sets then-club records with 2,473 yards, 186 completions and 21 TDs for season after directing 38-7 victory over Boston at Orange Bowl. Griese misses final game due to bruised knee.

1969

- March 24 – Miami obtains all-time AFL middle linebacker Nick Buoniconti from Boston in trade for QB Kim Hammond and LB John Bramlett.
- May 10 – Pro football realignment for 1970 places Dolphins in AFC East with Boston, Buffalo, New York Jets and NFL's Baltimore.
- May 16 – Joseph Robbie becomes majority owner of Dolphins when he is joined by five Miami businessmen in purchasing the interest of W. H. Keland.
- July 2 – Miami obtains G Larry Little, a native of Miami, from San Diego in trade for CB Mack Lamb.
- Sept. 14 – QB Bob Griese passes for a then-record 327 yards and rookie Mercury Morris returns kickoff 105 yards for TD, but Dolphins lose season opener, 27-21 at Cincinnati.
- Oct. 26 – Dolphins notch first victory after 0-4-1 start as LB Nick Buoniconti helps restrict rookie O.J. Simpson to 12 yards on 10 carries. Miami wins 24-6 over Buffalo at Orange Bowl.
- Nov. 9 – Only 8,374 spectators brave a downpour at Boston College and FB Larry Csonka splashes 54 yards for TD in 17-16 victory over Patriots. QB Bob Griese injures right knee, putting him out for final five games.

1970

- Jan. 27 – Miami obtains WR Paul Warfield from Cleveland in trade for 1970 first-round draft pick.
- Feb. 18 – Don Shula, 40, becomes head coach and vice president after seven years coaching the Baltimore Colts (71-23-4). He succeeds George Wilson, who coached the Dolphins for four years (15-39-2).
- April 11 – Dolphins join scouting combine BLESTO-V.
- April 13 – NFL Commissioner Pete Rozelle gives the Dolphins' 1971 first-round draft pick to Baltimore as compensation for loss of Don Shula.
- April 20 – Don Shula completes coaching staff with Mike Scarry (defensive line), Monte Clark (offensive line), Bill Arnsparger (defensive coordinator), Howard Schnellenberger (offensive coordinator), Carl Taseff (offensive backs) and holdover Tom Keane (defensive backs).
- April 25 – Don Shula meets 47 players for indoctrination camp at University of Miami.
- July 12 – Rookies report to new training headquarters at Biscayne College in North Miami.
- Aug. 29 – Record crowd of 76,712 sees fourth consecutive pre-season victory, 20-13 over Baltimore.
- Oct. 3 – Dolphins post first-ever victory over Oakland, 20-13, as WR Paul Warfield catches two TD passes.

- Oct. 10 – Dolphins post first-ever victory over New York Jets, 20-6, and QB Joe Namath (93-161 for 1,506 yards and 12 TDs in eight previous meetings), 20-6.
- Dec. 20 – Dolphins extend winning streak to six games and clinch franchise's first playoff berth with 45-7 victory over Buffalo at Orange Bowl.
- Dec. 27 – Dolphins drop a 21-14 decision to the Oakland Raiders at the Oakland-Alameda County Coliseum in club's first-ever playoff game.

1971

- Sept. 1 – Miami obtains LB Bob Matheson from Cleveland in trade for 1972 second-round pick and Matheson later becomes key to the 53 Defense.
- Oct. 17 – QB Bob Griese sets NFL record with three consecutive passes for TDs in first quarter of 41-3 victory over New England at Orange Bowl.
- Nov. 7 – Dolphins post first-ever shutout, 34-0 over Buffalo at Orange Bowl, although Bills gained 364 yards.
- Dec. 19 – Record regular-season crowd of 74,215 paid sees Dolphins win first AFC East title by defeating Green Bay, 27-6. FB Larry Csonka becomes club's first 1,000-yard rusher with 1,051 yards, and placekicker Garo Yepremian leads NFL with 117 points.
- Dec. 25 – Dolphins win longest game (82 minutes, 40 seconds) in pro football history, 27-24 at Kansas City, as Garo Yepremian kicks 37-yard field goal in second overtime of AFC semifinal playoff. The victory marked the first postseason win in franchise history.

1972

- Jan. 2 – Dolphins stymie Baltimore, 21-0, for first AFC Championship before 78,629 spectators at Orange Bowl. Colts are scoreless for first time in 97 games and strong safety Dick Anderson returns interception 62 yards for TD.
- Jan. 16 – Dallas rushes for 252 yards in defeating Dolphins 24-3 in Super Bowl VI before 81,035 spectators at Tulane Stadium in New Orleans.
- April 25 – Dolphins claim 16-year pro QB Earl Morrall, age 38, on waivers from Baltimore.
- Oct. 1 – Dolphins end season ticket sale at record 69,303.
- Oct. 15 – QB Earl Morrall replaces injured Bob Griese (broken right leg, dislocated ankle) at Orange Bowl and finishes 24-10 victory over San Diego for 5-0 record.
- Nov. 12 – Don Shula becomes first NFL coach to win 100 regular-season games in 10 seasons as Dolphins smother New England, 52-0, with 501 total yards at Orange Bowl.
- Dec. 16 – Dolphins achieve NFL's first 14-0 regular-season record and break NFL rushing record with 2,960 yards by defeating Baltimore 16-0 at Orange Bowl.
- Dec. 31 – QB Bob Griese comes off bench in 7-7 battle in third quarter after 10-game absence and rallies Dolphins to 21-17 victory at Pittsburgh to repeat as AFC Champions.

1973

- Jan. 14 – Dolphins cap a perfect season in Super Bowl VII at Los Angeles by defeating Washington 14-7 for NFL's first unbeaten, untied record. A 28-yard TD pass from Bob Griese to Howard Twilley and interceptions by LB Nick Buoniconti and safety Jake Scott are key plays. Scott, who recorded two interceptions on the day, is named game's MVP, becoming the first defensive back to earn such recognition.
- April 18 – Dolphins surpass NFL record with 74,961 season ticket sales. Kansas City held old record of 72,855 in 1972.
- Sept. 30 – RB Mercury Morris sets single-game rushing record of 197 yards on 15 carries with three TDs (24, 70, 35) in 44-23 win over New England at Orange Bowl.
- Nov. 11 – Dolphins shut out Baltimore for fourth consecutive time, 44-0, as CB Tim Foley returns two blocked punts for TDs at Orange Bowl.
- Dec. 15 – WR Paul Warfield catches four TD passes (21, 7, 16, 4) from Bob Griese in first half of 34-7 victory over Detroit at Orange Bowl. Dolphins compile best two-year record (26-2) in NFL history.
- Dec. 30 – Dolphins rush for 266 yards in defeating Oakland 27-10 for unprecedented third straight AFC Championship at Orange Bowl.

1974

- Jan. 13 – Dolphins overpower Minnesota 24-7 in Super Bowl VIII at Rice Stadium in Houston for second consecutive NFL Championship. FB Larry Csonka gains 145 yards on 33 carries as Dolphins outscore three playoff foes, 85-33. Csonka is honored as game's MVP.

- Jan. 20 – Garo Yepremian kicks five field goals for AFC, including 42- yarder with 21 seconds remaining, for 15-13 victory in Pro Bowl at Kansas City. Yepremian becomes the first Dolphin to be named MVP of the Pro Bowl.
- March 31 – FB Larry Csonka, WR Paul Warfield and RB Jim Kiick sign \$3.3 million package deal in Toronto to play for John Bassett in World Football League.
- July 1 – NFL Players Association declares strike, and Dolphin Managing General Partner Joseph Robbie charges NFLPA with search and destroy mission.
- July 10 – Chicago Tribune Charities cancels July 26 College All-Star Game with Dolphins due to strike.
- July 17 – Seven veterans cross picket line: C Jim Langer, S Jake Scott, TE Jim Mandich, LB Bob Matheson, QB Earl Morrall and RBs Don Nottingham and Mercury Morris.
- Aug. 14 – Strike ends after seven weeks.
- Nov. 17 – Dolphins outlast Buffalo 35-28 at Orange Bowl on 23-yard TD by Don Nottingham with 19 seconds remaining; third time in season that Dolphins score winning points with less than 20 seconds to play.
- Dec. 2 – FB Larry Csonka gains 100 yards for 19th time with 123 yards in 24-3 victory over Cincinnati at Orange Bowl; is Miami's seventh consecutive win on Monday night TV.
- Dec. 15 – Dolphins rally from 24-point deficit to defeat New England 34-27 for 31st consecutive victory (excluding pre-season) at Orange Bowl. QB Earl Morrall passes for 288 yards as Miami closes with 11-3 record.
- Dec. 21 – Raiders spoil Dolphins' bid for third consecutive NFL Championship, 28-26, in AFC semifinal at Oakland on 8-yard TD pass from Ken Stabler to Clarence Davis with 26 seconds remaining.

1975

- Sept. 22 – Winning streak at Orange Bowl stops at 31 games after 31-21 loss to Oakland.
- Oct. 19 – Dolphins intercept Jets QB Joe Namath six times in 43-0 victory at New York.
- Oct. 22 – World Football League folds after losing \$30 million, but three ex-Dolphins remain under contract to John Bassett.
- Nov. 23 – QB Bob Griese suffers torn tendons in right foot during third quarter of 33-17 loss to Baltimore at Orange Bowl.
- Dec. 14 – Dolphins suffer 10-7 loss in overtime at Baltimore on 31-yard FG by Toni Linhart and miss qualifying for playoffs for first time in six years under Don Shula.

1976

- Jan. 22 – Prescription Athletic Turf (grass) approved for Orange Bowl stadium at a cost of \$244,500.
- March 30 – Seattle selects Dolphin original T Norm Evans in expansion draft; Tampa Bay selects LBs Bruce Elia and Doug Swift, who retires to enter medical school.
- Sept. 26 – Dolphins face QB Joe Namath of New York Jets for last time and post 16-0 shutout at Orange Bowl.
- Oct. 17 – WR Howard Twilley, last of Dolphin originals, surpasses 3,000 career yards with eight catches for 104 yards in 20-17 overtime loss to Kansas City at Orange Bowl.
- Dec. 5 – WR Freddie Solomon gains 252 yards in three-TD spectacular that includes 79-yard punt return, 53-yard pass play and 59-yard flanker reverse in 45-27 victory over Buffalo Bills at Orange Bowl.

1977

- March 14 – Dolphins agree to 10-year lease for use of Orange Bowl with three-year cancellation notice. New lease doubles rent to \$45,000 per game, but is less than City of Miami's proposed 10 percent of gross ticket sales.
- May 2 – QB Earl Morrall, age 43, who spent five seasons with the Dolphins, retires after a 21-year career. Morrall passed for 20,809 career yards and guided the Dolphins through most of undefeated 1972 season.
- Sept. 11 – QB Bob Griese, forced to wear eyeglasses because of problems with contact lenses, passes for two TDs in 27-21 pre-season victory at New York Giants.
- Nov. 24 – QB Bob Griese becomes first NFL quarterback since 1972 to throw six TD passes in a game, and Dolphins set records of 55 points and 503 yards in 55-14 rout on Thanksgiving Day at St. Louis.
- Dec. 5 – Rookie RB Leroy Harris gallops 77 yards for longest TD run in Dolphin history, capping a 17-6 victory over Baltimore at Orange Bowl.

Dec. 15 – Maxwell Club of Philadelphia names QB Bob Griese as its Pro Player of Year.

1978

- Feb. 17 – Chuck Connor, 40, becomes Director of Player Personnel after three years of scouting for BLESTO. He succeeds Bobby Beathard, who resigned Feb. 7 to become general manager of the Washington Redskins.
- April 17 – Dolphins acquire RB Delvin Williams from San Francisco 49ers in exchange for WR Freddie Solomon, S Vern Roberson and picks in the first and fifth rounds of 1978 draft.
- Aug. 25 – QB Bob Griese suffers torn ligaments in left knee during 24-20 pre-season victory at Tampa Bay, and backup Don Strock guides Dolphins to 5-2 record before Griese returns as starter Oct. 22.
- Nov. 5 – A 17-point blitz in first quarter and five quarterback sacks enable Dolphins to upset defending Super Bowl champion Dallas Cowboys, 23-16 at Orange Bowl.
- Nov. 12 – Delvin Williams becomes first 1,000-yard rusher of 1978 with 144 yards and two TDs in 25-24 triumph at Buffalo, marking 18th straight win over Bills. Williams sets Dolphin record of 1,258 yards rushing in season.
- Dec. 10 – LB Larry Gordon intercepts three passes in 23-6 rout of Oakland Raiders at Orange Bowl to clinch wild-card berth in playoffs.
- Dec. 18 – Garo Yepremian ties NFL record with 16th consecutive field goal, capping 23-3 victory over New England and boosting Dolphins to 11-5 record.

1979

- Jan. 8 – Howard Schnellenberger, receivers and passing game coach, is named head coach at the University of Miami.
- Feb. 22 – FB Larry Csonka, 32, re-signs with Dolphins as a free agent after four-year absence in World Football League (1975) and with NFL's New York Giants (1976-78).
- Oct. 14 – Tony Nathan escapes on record 86-yard punt return for TD as Dolphins defeat Buffalo, 17-7, for 20th consecutive win in series.
- Nov. 29 – QB Bob Griese, benched in favor of Don Strock for second straight game, rallies Dolphins to 26 points in second half for 39-24 victory over New England as FB Larry Csonka scores three TDs.
- Dec. 9 – QB Bob Griese completes 17 of 22 passes for 229 yards in 28-10 win at Detroit which clinches AFC East title.
- Dec. 30 – Pittsburgh overpowers Dolphins with 20-point first quarter in 34-14 playoff victory at Pittsburgh, and Steelers eventually win Super Bowl XIV.

1980

- Sept. 5 – Don Shula signs four-year contract through 1983 season, canceling old pact which had one year remaining.
- Sept. 21 – QB Bob Griese wins his 100th game, coming off bench and passing for two TDs in fourth quarter for 20-17 victory at Atlanta.
- Nov. 9 – Rookie QB David Woodley passes for three TDs and runs for another two TDs in stunning 35-14 upset of defending NFC champion Los Angeles Rams at Anaheim.

1981

- Feb. 5 – Six-time All-Pro guard Larry Little, 35, retires following a 14-year career which included 12 years with the Dolphins. He ended with 152 career starts.
- June 25 – QB Bob Griese, the 14th passer in football history to eclipse 25,000 yards, retires following a 14-year career with the Dolphins. He had presided over 101 of the 135 victories in the club's history (101-62-3) and was consensus All-Pro in 1971 and 1977. The six-time Pro Bowl quarterback held records of 1,926 completions in 3,429 attempts, 25,092 yards and 56.2 percent passing accuracy. He guided Miami to Super Bowl triumphs in 1972 and 1973.
- July 1 – Dolphin linebacker Rusty Chambers is killed in an automobile accident in Hammond, La.
- Sept. 10 – Rookie Tom Vigorito rambles 87 yards for record punt-return TD as Dolphins crush Pittsburgh 30-10 before 74,190 fans, the largest Orange Bowl crowd since 1975.
- Sept. 27 – Coach and son clash as Shula Bowl I has Don Shula opposed by Baltimore rookie punt returner David Shula. Dolphins outlast Colts 31-28 for fourth straight win in Baltimore.
- Oct. 4 – Wide receiver Nat Moore sets Dolphin record (since broken) with 210 receiving yards (on seven catches) as Miami and New York Jets play to 28-28 tie.

- Nov. 1 – Shula Bowl II, as the Dolphins defeat the Colts and David Shula 27-0 in Miami.
- Nov. 8 – Don Shula captures 200th NFL coaching victory when linebacker Bob Brudzinski intercepts pass in overtime to set up Uwe von Schamann for 30-yard field goal in 30-27 triumph at New England.

1982

- Jan. 2 – Dolphins overcome 24-0 deficit but succumb in overtime, 41-38, to San Diego in highest-scoring playoff game in history. Rolf Benirschke ends four-hour struggle with 29-yard field goal. It is the first game in NFL history where two quarterbacks, Miami reliever Don Strock and San Diego star Dan Fouts, both passed for more than 400 yards. Orange Bowl crowd of 73,735 comprised fourth sell-out of season.
- Sept. 21 – NFLPA calls players strike with games not resuming until November 21.
- Dec. 12 – In one of the most bizarre incidents in Miami Dolphin history, a work release parolee (Mark Henderson) cleared a space on the snow-frozen turf at New England's Sullivan Stadium that enabled the Patriots to kick a late fourth-quarter field goal and win the game 3-0 before 25,716 fans.
- Dec. 27 – The incredible record of not having won in 16 years in the Orange Bowl continued as the Dolphins scored 20 unanswered points in the second half to defeat the Buffalo Bills 27-10.

1983

- Jan. 8 – For the first time in nine years, the Dolphins win a playoff game, defeating the New England Patriots 28-13 before 68,842 fans at the Orange Bowl.
- Jan. 16 – The Dolphins choke off the San Diego Chargers famed offense and defeat them 34-13 before 71,383 fans. The Chargers were held to only 247 yards in total offense, 203 yards below their league-leading average. The win enabled the Dolphins to reach their fourth conference title game in team history and the first since the 1973 season.
- Jan. 23 – A.J. Duhe sets an AFC playoff record with three interceptions, including one for a 35-yard touchdown romp, as the Dolphins defeat the New York Jets for the third time in one season to win the AFC crown, 14-0.
- Jan. 30 – In Pasadena, California, the Dolphins appear in their fourth Super Bowl, and in spite of leading with only 10 minutes to play, they lose 27-17 to Washington before a sell out crowd of 103,667 at the Rose Bowl and a TV audience estimated at 115 million. Fulton Walker sets a Super Bowl record with a 98-yard kickoff return for a touchdown as he returns four kickoffs for a total of 190 yards.
- April 26 – The Dolphins select quarterback Dan Marino in the first-round of the 1983 draft (27th player overall).
- June 25 – Starting linebacker Larry Gordon dies of a rare heart disease while jogging in Arizona at the age of 28. Gordon had been the Dolphins' first-round draft choice in 1976 out of Arizona State.
- Oct. 9 – Quarterback Dan Marino and wide receiver Mark Duper make their first-ever starts for the Miami Dolphins, with Marino passing for 322 yards and Duper netting seven catches for 202 yards. The offensive explosion produces 971 total yards between the Dolphins and Bills, with Buffalo winning the Orange Bowl encounter, 38-35 in overtime.
- Nov. 28 – Dolphin Owner Joseph Robbie announces the signing of Head Coach Don Shula to a multi-year contract.
- Dec. 2 – Bill Arnsparger, the Dolphins' Assistant Head Coach and mastermind of the team's defense, resigns to become the head coach at Louisiana State University. His resignation is effective at the end of the season.
- Dec. 16 – With starting QB Dan Marino sidelined for the second consecutive game, Don Strock again steps in to help lead Miami to a 34-14 Orange Bowl win over the Jets. Safety Mike Kozlowski breaks open a close game when he returns two interceptions for touchdowns in a 61-second span in the fourth quarter. WR Mark Duper catches four passes for 71 yards to become the first Dolphin receiver to go over the 1,000-yard mark in a single season.
- Dec. 27 – The Dolphins name 54-year-old Chuck Studley as their Defense Coach to replace Bill Arnsparger. Studley had spent the 1983 season as defensive coordinator and then interim head coach of the Houston Oilers.

1984

- March 5 – Miami Dolphin Owner Joseph Robbie announces plans to build a new multi-purpose stadium in north Dade County. Mr. Robbie also announces acquisition of the land and discusses possible stadium funding.

- June 24 – Running back David Overstreet is killed in an automobile accident in Winona, Texas.
- Oct. 7 – The Dolphins beat Pittsburgh 31-7 to move Head Coach Don Shula into third place on the NFL's list for all-time winningest coaches.
- Oct. 21 – Wide receiver Nat Moore catches a 19-yard TD pass from QB Dan Marino for the 58th touchdown of his Dolphin career, surpassing Larry Csonka's all-time club record of 57.
- Nov. 11 – The Dolphins remain the NFL's only unbeaten team as they improve their record to 11-0 (16 straight regular-season wins) with a 24-23 victory over Philadelphia. DE Doug Betters' block of an Eagle PAT with 1:52 remaining in the game seals the win.
- Dec. 2 – The Dolphins lose a 45-34 decision to the Raiders, but QB Dan Marino breaks the all-time NFL record for TD passes in a season with his 37th. His record-breaking touchdown pass, which came on a four-yard toss to Jimmy Cefalo in the first quarter, was the first of four on the day for Marino as he reached the 40-touchdown plateau. He also shatters Dolphin single-game records for most yards passing (470), most completions (35) and most attempts (57).
- Dec. 17 – Miami ends the regular season with the best record in the AFC (14-2) following a 28-21 victory over Dallas. WR Mark Clayton catches three touchdown passes to give him 18 for the season as he eclipses the all-time NFL mark in that category. Dan Marino becomes the first-ever NFL quarterback to pass for over 5,000 yards in a season as he ends up with 5,084. The most prolific passing season in NFL history also consists of 48 touchdown passes, 564 attempts, 362 completions and only 17 interceptions for a franchise record passer rating of 108.9. Both Clayton (73-1,389) and WR Mark Duper (71-1,306) surpass prior Dolphin records for receptions and reception yardage in one season.
- Dec. 20 – QB Dan Marino is named as the NFL's Most Valuable Player by the Associated Press.

1985

- Jan. 6 – The Dolphins defeat the Steelers 45-28 in the AFC Championship game in Miami to earn a berth in Super Bowl XIX.
- Jan. 8 – Joseph Robbie gives the go-ahead to prepare final plans and specifications to construct the new 75,000-seat Dolphin Stadium.
- Jan. 20 – The Dolphins drop a 38-16 decision to the San Francisco 49ers in Super Bowl XIX before 84,059 fans at Stanford Stadium in Palo Alto, California.
- Feb. 15 – Miami names 42-year-old Mel Phillips as its new defensive backfield coach. Phillips comes to the Dolphins after five seasons in the same capacity for the Detroit Lions.
- March 14 – Following a presentation led by Joseph Robbie to NFL owners at the league meetings in Phoenix, Miami is selected as the site for Super Bowl XXIII (1989).
- Sept. 29 – In a game billed nationally as "Marino-Elway I," Miami's Dan Marino wins this one over Denver, 30-26, completing 25 of 43 passes for three TDs and a season-best 390 yards. Veteran WR Nat Moore also produces his top performance of 1985 with the 12th 100-plus yard game of his career. WR Vince Heflin's first-ever NFL TD, a 46-yard catch, proves to be the game-winner.
- Oct. 9 – The Dolphins acquire All-Pro linebacker Hugh Green from Tampa Bay in exchange for a first- and second-round draft pick in 1986.
- Nov. 10 – Wide receiver Mark Duper, in his first game back after being sidelined for seven weeks with a broken leg, establishes a Dolphin record with 217 reception yards. In addition, his 50-yard scoring catch from Dan Marino with less than a minute remaining gives the Dolphins a 21-17 win over the Jets and the start of an eight-game winning streak.
- Dec. 1 – Owner Joseph Robbie officially breaks ground on the new 75,000-seat Dolphin Stadium.
- Dec. 2 – Led by a swarming defense that produces six sacks and three interceptions, the Dolphins administer the only defeat to be suffered by the eventual Super Bowl champion Chicago Bears, 38-24. A season-high Orange Bowl crowd of 75,594 witness the Monday night affair.
- Dec. 8 – The Dolphins record a 34-24 victory over the Green Bay Packers at Lambeau Field. The mercury at kickoff registers 23 degrees, marking the coldest conditions in which the Dolphins have won a game in franchise history.
- Dec. 31 – Owner Joseph Robbie obtains the construction loan and is granted permanent financing for the new Dolphin Stadium.

1986

- Jan. 4 – The Dolphins rally from a 21-3 deficit to defeat the Cleveland Browns 24-21 in an AFC divisional playoff game. Miami is led offensively by Tony Nathan's 10 receptions for 101 yards and rookie Ron Davenport's two touchdowns.
- Jan. 12 – Despite 20 tackles by LB Bob Brudzinski, the Dolphins commit six turnovers and lose

- 31-14 to the New England Patriots in the AFC Championship game before 74,978 fans in the Orange Bowl. It marks Miami's first loss in an AFC title game in six tries.
- Jan. 21 – Dolphin C Dwight Stephenson is named the recipient of the NFL's Man of the Year award at a press conference in New Orleans. The award is in recognition of Stephenson's outstanding performance on the playing field and in the community.
 - Jan. 22 – The Dolphins announce the retirement of Defensive Line Coach Mike Scarry, a member of Don Shula's staff since 1970. Dan Sekanovich, formerly of the Jets and Falcons, is named to replace him.
 - Feb. 19 – Miami appoints Receivers and Quarterbacks Coach David Shula to the position of Assistant Head Coach. In addition, the club names Mike Westhoff as the Special Teams/Tight Ends Coach.
 - June 3 – Owner Joseph Robbie plants a ceremonial 30-foot Royal Palm tree to begin a million dollar beautification project near Dolphin Stadium.
 - Sept. 6 – Dan Marino signs a multi-year contract to remain as QB of the Dolphins. Two days before, Marino's wife, Claire, had given birth to the couple's first child – Daniel Charles.
 - Sept. 21 – Miami suffers a heart-breaking 51-45 overtime loss to the N.Y. Jets in the Meadowlands as Dan Marino reaches 1,500 career attempts to qualify as the NFL's top-ranked passer of all-time. Marino finishes the afternoon 30 of 50 for 448 yards and six TDs. The six TDs are a personal high for Marino and tie the team record held by Bob Griese. Mark Duper (154) and Mark Clayton (174) each have over 100 yards receiving in the game. Standout LB Hugh Green suffers a knee injury which sidelines him for the season.
 - Oct. 12 – In what was billed as "Marino-Kelly I," the Dolphins and Dan Marino (24 of 41 for 337 yards) defeat the Buffalo Bills and Jim Kelly (20 of 28 for 218 yards, two INTs) 27-14 at the Orange Bowl.
 - Nov. 24 – The N.Y. Jets enter the Orange Bowl with a nine-game winning streak and the league's best record at 10-1. They leave with a 45-3 loss as Lorenzo Hampton rushes for 148 yards and two TDs on 19 carries (7.8 average) including a 54-yard TD run. Hampton's 100 yards snap a streak of 36 regular-season games (41 overall) for Miami without a 100-yard rusher. Marino completes a personal-high 80.6 percent of his passes (29 of 36) for 288 yards and four TDs.
 - Nov. 25 – Less than 24 hours after the memorable 45-3 win over the Jets, General Manager Mike Robbie announces at a press conference that Don Shula has signed a multi-year contract to remain as head coach.
 - Dec. 14 – Dan Marino sets an NFL career record with the seventh 400-yard game of his career as he passes for 403 yards in a thrilling 37-31 overtime win in Anaheim, Calif., over the playoff-bound L.A. Rams. Marino completes 29 of 46 with five TDs, including a 20-yarder to Mark Duper in OT to win the game. Marino is named AFC Offensive Player of the Week for his efforts.
 - Dec. 22 – The Dolphins play their final game in the Orange Bowl – a 34-27 loss to the New England Patriots. New England captures the AFC East title with the win. The Dolphins finish 21 years in the Orange Bowl with an impressive 110-38-3 (.738) regular-season record. Marino sets NFL single-season records for completions (378) and attempts (623).

1987

- Jan. 8 – Four former Dolphins – Bob Griese, Larry Csonka, Jim Langer and Larry Little – are among a group of 14 finalists under consideration for the 1987 class of enshrinees for the Pro Football Hall of Fame, it is announced by the Hall of Fame in Canton, Ohio.
- Jan. 10 – John Offerdahl is named Old Spice NFL Rookie of the Year
- Jan. 20 – Tom Olivadotti, an assistant for the Cleveland Browns, is named Defensive Coach for Miami. He is put in charge of the overall defense with the prime responsibility of pass defense. Chuck Studley is re-assigned as Linebacker Coach, with prime responsibility of run defense. Linebacker Coach Bob Matheson resigns.
- Jan. 27 – Former Dolphin greets Larry Csonka and Jim Langer are among a group of seven named to the Pro Football Hall of Fame. They join Paul Warfield as the only members of the franchise to earn the honor, with induction scheduled for August 8.
- Aug. 16 – The Dolphins play host to the Chicago Bears in the first game ever played in Joe Robbie Stadium. The date marks the 22nd anniversary of the Dolphin franchise. The Bears put a damper on the festive evening with a 10-3 preseason victory before 63,451. QB Dan Marino (dislocated ring finger on right hand) and LB John Offerdahl (torn right bicep) suffer injuries. Marino is out for three weeks; Offerdahl will miss the first six regular-season games.
- Sept. 22 – NFL Players Association goes on strike; the Dolphins' home contest with New York Giants (first regular-season game in Joe Robbie Stadium) on September 27 is cancelled because of strike.

- Oct. 4 – The Dolphins' "replacement" team takes the field for the first time, traveling to Seattle to meet the Seahawks. The Dolphins lose, 24-20.
- Oct. 11 – Miami's replacement team records a 42-0 shutout victory over the Kansas City Chiefs in the first regular-season game played in Joe Robbie Stadium. Safety Liffort Hobley (two interceptions, 55-yard fumble recovery for a TD, four tackles, two passes defended) is named AFC defensive player of the week for his efforts. Don Shula and Joe Robbie are given game balls by the replacement team following the contest in honor of Miami's first win in the new stadium. The next week (October 18), the replacement team loses its last game, 37-31 in overtime, to the N.Y. Jets at the Meadowlands.
- Oct. 25 – After four missed weeks of action (one game cancellation, three replacement games), the regular Dolphin players return to action. Miami loses 34-31 in overtime at home to the Buffalo Bills. The 21-point comeback by Buffalo is the best ever by an opponent against a Dolphins team.
- Nov. 1 – Don Shula wins his 250th regular-season game as the Dolphins defeat Pittsburgh 35-24 at Joe Robbie Stadium.
- Nov. 29 – The Dolphins suffer their first shutout loss (27-0 at Buffalo) since December 12, 1982 – the famous snowplow game at New England (3-0). The game also sees the end of Dan Marino's streak of 30 straight games with at least one touchdown pass. His string is second all-time to Johnny Unitas' 47.
- Dec. 20 – Miami picks up its final win of 1987 with a 23-21 victory over Washington at Joe Robbie Stadium. The Dolphins lose the following week (December 28) in the '87 finale to New England, 24-10, at home. The Redskins, meanwhile, go on to win Super Bowl XXII, 42-10 over Denver.
- Dec. 30 – RB Troy Stradford is named NFL Offensive Rookie of the Year by the Associated Press.

1988

- Jan. 14 – It is announced that former Dolphins QB Bob Griese is among a group of 15 finalists under consideration for the 1988 class of enshrinees in the Pro Football Hall of Fame in Canton, Ohio.
- Feb. 29 – Former Dolphin Larry Seiple is named receivers coach. Seiple, who had been out of pro coaching for a year, had been receivers coach at Detroit (1980-84) and Tampa Bay (1985-86).
- July 11 – Training camp opens for the Dolphins at St. Thomas University as Head Coach Don Shula welcomes 109 players – the largest group of players in Shula's tenure as Dolphin head coach.
- July 31 – The Dolphins make their first ever trip abroad and take on the San Francisco 49ers at Wembley Stadium in London for the third-annual American Bowl. Miami comes from behind to defeat the 49ers, 27-21, before 70,535 British fans to open the pre-season.
- Sept. 18 – Miami registers its first win of the season in a 24-17 triumph over the Green Bay Packers. It marks Miami's 18th win in 23 home openers, including 13 straight years, and a 17-2 record under Don Shula. Dan Marino goes over the 20,000-yard mark in career passing yardage and becomes only the 45th quarterback in NFL history to do so.
- Oct. 9 – The Dolphins reverse history by defeating the Raiders, 24-17, at the Los Angeles Memorial Coliseum. It marks Miami's first win ever against the Raiders in their home stadium and the Dolphins' first victory over the Raiders in 10 years. The game is played in 96 degree heat - the warmest game in Dolphins' history.
- Oct. 16 – Miami wins its third consecutive game of the season as the Dolphins defeat the San Diego Chargers, 31-28. Quarterback Dan Marino throws for 329 yards and moves into sole possession of second-place on the NFL's career 300-yard passing games list with his 27th such game (behind only Dan Fouts with 51).
- Oct. 23 – Dan Marino records the second-best single-game passing yardage total in NFL history – 521 yards (Norm Van Brocklin holds the single-game record of 554 yards) and completes 35 of a team record 60 attempts, all to no avail as the N.Y. Jets defeat the Dolphins, 44-30, at Joe Robbie Stadium.
- Oct. 30 – Shula Bowl III – Head Coach Don Shula and his assistant head coach and son, David Shula, are on the opposite side of the field of Mike Shula, a coaches' assistant for Tampa Bay, as the Dolphins defeat the Bucs, 17-14, in Tampa Stadium.
- Dec. 12 – Dan Marino becomes the first quarterback in NFL history to pass for over 4,000 yards four times in a career in the Dolphins' 37-31 win over Cleveland. He also throws for his 193rd career touchdown, setting a new Dolphin record and surpassing the total of former quarterback Bob Griese, who had previously held the mark. Marino tops the record that took Griese 14 seasons to accomplish in only six-plus seasons. Also, receiver Mark Clayton surpasses Nat Moore in the record books as he catches a pass in his 37th consecutive game.

1989

- Jan. 22 – Joe Robbie Stadium hosts Super Bowl XXIII only two-and-a-half years after its initial opening. San Francisco comes back in the final minutes of the game to defeat the Cincinnati Bengals, 20-16. The game marks the first time since Super Bowl XIII (January 21, 1979) that the NFL's championship game is played in Miami.
- Jan. 23 – Dolphin Linebackers Coach Chuck Studley resigns after five seasons with Miami.
- Jan. 25 – Former Miami Hurricanes defensive coordinator Dave Wannstedt joins the Dolphins coaching staff as linebackers coach.
- Feb. 27 – David Shula, the Dolphins' assistant head coach and passing game coordinator, and Dave Wannstedt, the team's linebackers coach, resign their position to accept new posts with the Dallas Cowboys.
- March 1 – George Hill is named the new linebackers coach for the Dolphins, while John Sandusky, the Dolphins' offensive line coach, is promoted to assistant head coach.
- March 6 – Gary Stevens, formerly of the University of Miami, is named quarterbacks/pass offense coach for the Dolphins.
- May 15 – Chuck Connor, the Dolphins director of player personnel for 11 seasons, announces his resignation to join the Atlanta Falcons as director of pro scouting.
- June 12 – Tom Heckert, formerly a college scout with the Tampa Bay Buccaneers and Cleveland Browns, is named Miami's Director of College Scouting.
- Sept. 10 – Jim Kelly scores on a two-yard run on the game's last play to give the Buffalo Bills a 27-24 win over the Dolphins. The loss dropped Miami's record in season openers to 10-13-1 and in home openers to 18-5-1 and it also snapped a 13-game winning streak in home openers, which had been the NFL's longest active home opener winning streak.
- Sept. 17 – In Miami's 24-10 win at New England, Dan Marino throws his 200th career touchdown pass, becoming the 13th player in NFL history to throw for 200 TDs. It was just his 89th career game, and he reaches the 200 touchdown pass mark faster than any quarterback in NFL history.
- Oct. 8 – In Miami's 13-10 overtime win vs. Cleveland, Dan Marino goes over 25,000 yards passing in his career, becoming the 25th player in NFL history to reach the 25,000 yards passing milestone. Marino also breaks Bob Griese's Dolphin team record of 25,092 career passing yards.
- Nov. 5 – Sammie Smith rushes for 123 yards in Miami's 19-13 win over the Indianapolis Colts, the third best single game rushing total ever by a Dolphin rookie. It also breaks a 27-game streak in which the Dolphins did not have a running back gain 100 or more yards.
- Nov. 12 – Pete Stoyanovich kicks a team-record 59-yard field goal in a 31-23 victory over the New York Jets, a kick that also tied the third longest field goal in NFL history.
- Nov. 19 – Miami defeats Dallas 17-14 in Shula Bowl IV, as Don Shula extends his record to 4-0 in Shula vs. Shula contests. This time Shula was opposed by son Dave, the Assistant Head Coach of the Cowboys. The win also was the Dolphins' sixth win in their last seven games and moved them into a first-place tie with the Buffalo Bills atop the AFC East.
- Dec. 3 – Dan Marino goes over 3,000 yards passing for the year in Miami's 26-21 loss at Kansas City. It was his sixth season passing for 3,000 yards and he ties Dan Fouts' NFL record of six 3,000 yard seasons.
- Dec. 24 – The Dolphins are eliminated from playoff contention with a 27-24 loss to the Kansas City Chiefs in the season finale at Joe Robbie Stadium. The game is played in 40-degree weather, the coldest home game in the history of the Dolphins.

1990

- Jan. 7 – Joseph Robbie, founder and owner of the Dolphins and the driving force behind the construction of Joe Robbie Stadium, dies of respiratory failure at age 73.
- Jan. 12 – The Miami Dolphins and Robbie Stadium Corporation undergo an organization realignment to ensure continued administration of both entities by the Robbie family. Tim Robbie becomes President of the Dolphins, Dan and Janet Robbie are named Executive Vice Presidents of the team, while Eddie Jones is named Executive Vice President and General Manager of the club. In addition, J. Michael Robbie is named Executive Vice President of Robbie Stadium Corporation.
- Jan. 19 – Dolphin President Tim Robbie announces that the Dolphins have signed Don Shula to a three-year contract to remain as head coach.
- Jan. 27 – Former Dolphin great Bob Griese is among a group of seven named to the Pro Football Hall of Fame. The Dolphin quarterback becomes the fourth player in Miami history to earn the honor with induction scheduled for August 4.
- Feb. 7 – Monte Clark, former San Francisco and Detroit Head Coach and Dolphin Assistant

- Coach, is named Miami's Director of Pro Personnel, while Charley Winner is given expanded duties and is named the club's Director of Player Personnel.
- March 7 – H. Wayne Huizenga, Chairman of the Board and Chief Executive Officer of Blockbuster Video, purchases fifty percent of the Robbie Stadium Corporation (the parent company of Joe Robbie Stadium) as well as a fifteen percent limited partnership in the Miami Dolphins.
 - Sept. 9 – Sammie Smith rushes for an opening-day record 159 yards and a touchdown as the Dolphins break a five-year losing streak in season openers with a 27-24 win at the New England Patriots.
 - Sept. 16 – Team founder Joe Robbie is the first enshrinee on the "Dolphin Honor Roll" at Joe Robbie Stadium. The Dolphins record a 30-7 triumph over the Buffalo Bills, marking Don Shula's 200th career regular season win as the team's head coach.
 - Oct. 18 – In Miami's 17-10 win over the New England Patriots, Don Shula coaches in his 400th career regular season game as a head coach in the NFL.
 - Nov. 19 – During halftime of Miami's 13-10 loss to the Los Angeles Raiders, the team's four Hall of Fame enshrinees, Larry Csonka, Bob Griese, Jim Langer and Paul Warfield, are inducted into the "Dolphin Honor Roll."
 - Nov. 25 – Miami improves its record to 9-2 and clinches the team's first winning season since 1987 with a 30-13 win over the Cleveland Browns. Also, Dan Marino goes over 30,000 yards passing in his career, becoming the 11th player in NFL history to reach the 30,000-yard mark. It is just his 114th career game, and he reaches the 30,000-yard plateau faster than any quarterback in NFL history.
 - Dec. 9 – The Dolphins earn a 23-20 overtime win over the Philadelphia Eagles and clinch the team's first playoff berth since 1985.
 - Dec. 16 – In Miami's 24-17 win over the Seattle Seahawks, Dan Marino goes over 3,000 yards passing for the year. It is his seventh season passing for 3,000 yards and he ties Joe Montana's NFL record of seven 3,000-yard seasons.
 - Dec. 19 – Richmond Webb becomes the first rookie offensive tackle – and second rookie offensive lineman overall – to be selected to the NFL's annual Pro Bowl contest.
 - Dec. 23 – Dan Marino throws his 20th touchdown pass of the season in Miami's 24-14 loss at the Buffalo Bills. It is his eighth season with 20 or more touchdown passes and he ties Johnny Unitas' NFL record of eight 20-plus touchdown seasons.

1991

- Jan. 5 – The Dolphins return to the playoffs after a four-year absence with a 17-16 win over the Kansas City Chiefs in Joe Robbie Stadium. In the contest, Pete Stoyanovich sets an NFL playoff record with a 58-yard field goal.
- Jan. 12 – Miami drops a 44-34 playoff decision at the Buffalo Bills. The teams combine for 78 points – the highest scoring non-overtime playoff game in history. The only higher scoring playoff was Miami's 41-38 overtime loss to the San Diego Chargers on Jan. 2, 1982.
- Jan. 24 – Monte Clark, the Dolphins director of pro personnel, announces his resignation.
- Jan. 27 – Larry Csonka is named to the NFL's all-time Super Bowl Silver Anniversary team.
- Feb. 2 – Richmond Webb is named NFL Rookie of the Year by The Sporting News.
- March 8 – Mike Shula joins the Dolphins as a Coaches' Assistant.
- March 26 – The Robbie Family and Wayne Huizenga purchase 107 acres of land adjacent to Joe Robbie Stadium for additional parking and future development.
- May 23 – At the NFL owners meetings in Minneapolis, Joe Robbie Stadium is selected as the site for Super Bowl XXIX (1995).
- Aug. 3 – The Dolphins make the longest road trip in team history as they travel 14,912 round-trip miles to Tokyo to battle the Los Angeles Raiders at the Tokyo Dome in American Bowl '91. Miami comes from behind to defeat the Raiders, 19-17, before 51,122 Japanese fans.
- Aug. 20 – Dan Marino signs a five-year contract extension to remain as quarterback of the Miami Dolphins.
- Sept. 22 – Don Shula captures the 300th win of his coaching career with Miami's 16-13 win over the Green Bay Packers. With career coaching win number 300, Shula joins the immortal George Halas (324 wins) as the only NFL coaches to win 300 or more games.
- Nov. 10 – In Miami's 30-20 win over New England, both Mark Duper and Mark Clayton surpass Nat Moore's team record of 7,547 career receiving yards. Duper is the first to move past Moore with a 17-yard reception in the first quarter, while Clayton passes Moore with a 32-yard touchdown catch in the fourth quarter.
- Nov. 18 – During halftime of Miami's 41-27 loss to the Buffalo Bills, former Dolphin great middle linebacker Nick Buoniconti is inducted into the Dolphin Honor Roll.
- Dec. 1 – Dan Marino sets an NFL record as he goes over 3,000 yards passing in a season for

- the eighth time in his career in Miami's 33-14 win over Tampa Bay. Marino entered the 1991 campaign with seven such seasons and was tied with Joe Montana for the record.
- Dec. 9 – Miami defeats Cincinnati 37-13 in Shula Bowl V as Don Shula extends his record to 5-0 in Shula vs. Shula contests. This time, Shula teamed with son Mike, a Dolphins coaches assistant, and was opposed by son David, the receivers coach for the Bengals. In the contest, Dan Marino sets an NFL record by throwing his 20th touchdown pass of the season. It is his ninth season with 20 or more touchdown passes. He entered 1991 with eight such seasons and was tied with Johnny Unitas for the record. Also, Mark Clayton breaks Nat Moore's team record for career TDs (75) and career receiving scores (74) with a 16-yard TD reception in the fourth quarter to give Clayton his 76th career score (75 catch, one punt return) and 75th receiving TD.
- Dec. 15 – Pete Stoyanovich breaks Garo Yepremian's single-season team record of 28 field goals in Miami's 38-30 loss to the San Diego Chargers. Stoyanovich boots his 29th of the year with a 24-yarder in the first quarter. He would go on to hit on 31 field goals during the 1991 season which tied for the league high with Washington's Chip Lohmiller.
- Dec. 22 – The Dolphins drop a 23-20 overtime decision to the New York Jets in a winner-take-all battle for the AFC's final wild card spot. Miami takes a 20-17 lead with just 44 seconds left in regulation on a one-yard scoring toss from Dan Marino to Ferrell Edmunds. However, the Jets move the ball and tie the game at 20-20 on a 44-yard field goal by Raul Allegre with no time left on the clock. New York wins the game in overtime on a 30-yard field goal by Allegre.

1992

- Feb. 1 – Former Dolphin All-Pro center Dwight Stephenson rejoins Miami as assistant offensive line coach.
- Feb. 3 – Hall of Fame defensive tackle Joe Greene is named as the Dolphins' defensive line coach. Greene replaced Dan Sekanovich, who announced his resignation.
- May 20 – Dolphins sign a long-term agreement to build a new training facility at Nova University in Davie, to be ready by the start of the 1993 training camp.
- June 1 – Charley Winner announces his retirement as Miami's Director of Player Personnel. Winner, who had served 37 years in the NFL as a coach and administrator, originally joined the Dolphins in 1981.
- June 4 – Tom Heckert is named as the Dolphins' Director of Player Personnel. Heckert had worked the previous three years as Miami's Director of College Scouting.
- June 12 – Tom Braatz, a 27-year NFL executive with the Atlanta Falcons and Green Bay Packers, is named as Miami's Director of College Scouting.
- July 17 – Don Shula signs a two-year contract extension to continue as the Dolphins' Head Coach through the 1994 season. The extension takes effect at the conclusion of Shula's current contract which expires following the 1992 season.
- Aug. 16 – The Dolphins travel 9,908 round-trip miles and earn a 31-27 preseason win over the Denver Broncos before a crowd of 60,813 fans at Berlin's Olympic Stadium. The game marks the third time overall and second consecutive season that the Dolphins have travelled abroad to play a preseason contest and the win improves Miami's record to 3-0 in games played on foreign soil. The Dolphins join the L.A. Rams as only teams which have recorded wins in contests played in each of the three American Bowl sites (London, Tokyo and Berlin).
- Aug. 31 – Miami's season opening contest, scheduled for September 6 at Joe Robbie Stadium against the New England Patriots, is rescheduled for October 18, the National Football League announces. The date change is made in the aftermath of Hurricane Andrew, which struck the South Florida area on August 25. Both teams originally were off that weekend, based on the NFL's 16-games-over-17-weeks schedule which allows each team one bye during the season. The Patriots and Dolphins will have their Open Week on September 6, which marks the beginning of the 1992 regular season.
- Sept. 29 – The Dolphins dip into the free agent market and sign perennial all-pro tight end Keith Jackson.
- Oct. 4 – The Dolphins improve to 4-0 and take over sole possession of first place in the AFC East for the first time in 34 weeks with a 37-10 win over the Buffalo Bills at Rich Stadium. The win snaps Miami's six-game losing streak to the Bills at Rich Stadium. The Dolphins' last triumph in Buffalo was a 34-24 win on November 16, 1986. With the win, Miami moves ahead of the second-place Bills (4-1) in the AFC East for the first time since the second week of the 1990 season. Individually, safety Louis Oliver records three interceptions and returns one of his INTs for a 103-yard touchdown. Oliver's return ties for the NFL's all-time longest interception return with a 103-yard return by San Diego's Vencie Glenn against Denver on November 29, 1987.
- Oct. 18 – Dan Marino throws four touchdown passes as Miami earns a 38-17 win over the

Patriots at Joe Robbie Stadium in a game that is rescheduled from September 6 due to the effects of Hurricane Andrew. Marino throws four-or-more touchdowns in a game for the 17th time in his career and ties the all-time NFL record for most career games with four or more touchdown passes with Johnny Unitas.

- Nov. 16 – During halftime ceremonies of Miami's 26-20 loss to the Buffalo Bills, the 1972 Miami Dolphins team, holders of the only perfect season in NFL history and winners of Super Bowl VII, are honored and inducted into the Dolphin Honor Roll.
- Dec. 20 – The Dolphins clinch the team's second trip to the playoffs in the last three seasons with a 19-17 come-from-behind win over the New York Jets at Joe Robbie Stadium. In the contest, Dolphins quarterback Dan Marino throws the 290th touchdown pass of his NFL career and ties Johnny Unitas for second place on the NFL's all-time touchdown pass list.
- Dec. 23 – Dan Marino is named to his team-record seventh Pro Bowl team. He breaks the former team record of six Pro Bowl appearances which he shared with Bob Griese, Bob Kuechenberg and Jim Langer. In addition, Marino is named as a starter in the NFL's annual all-star game for the fifth time in his career and he ties the team record held by Jim Langer.
- Dec. 27 – The Dolphins clinch the AFC East title with a 16-13 overtime win over the New England Patriots at Foxboro Stadium. Miami closes the regular season with an 11-5 record and coupled with Buffalo's 27-3 loss at Houston later in the day, the Dolphins win the team's first division championship since 1985. In addition, the win marks the 300th regular season victory of Dolphins' Head Coach Don Shula's coaching career.

1993

- Jan. 10 – The Dolphins earn a 31-0 win over the San Diego Chargers in the AFC Divisional Playoffs before a crowd of 71,224 at Joe Robbie Stadium. Miami's 31-point margin of victory is the largest by the team in a playoff game. The previous largest margin of victory in the post-season by the Dolphins was three 21-point wins as Miami had a 21-0 win over the Baltimore Colts on Jan. 2, 1972; a 34-13 win over the San Diego Chargers on Jan. 16, 1983; and a 31-10 win over the Seattle Seahawks on Dec. 29, 1984.
- Jan. 17 – The 1992 season comes to a close. Miami suffers five turnovers (two interceptions and three fumbles) as the team drops a 29-10 decision to the Buffalo Bills in the AFC Championship contest before a crowd of 72,703 at Joe Robbie Stadium. The attendance of 72,703 marks the largest crowd to witness a Dolphin game at JRS. The previous high was 71,224 which was set the previous week on January 10 to witness the Dolphins' 31-0 win over San Diego in an AFC Divisional Playoff game.
- Jan. 26 – Kim Helton is named the team's offensive line coach. John Sandusky, who served as assistant head coach/offensive line, remains with the team as assistant head coach and assumes the responsibility of coaching the tight ends. In addition, assistant offensive line coach Dwight Stephenson resigns to pursue his interests in the construction and real estate business.
- Jan. 30 – Former Dolphins great Larry Little is among a group of five named to the Pro Football Hall of Fame. The former Dolphin guard becomes the fifth player in Miami history to earn the honor, joining RB Larry Csonka, QB Bob Griese, C Jim Langer and WR Paul Warfield.
- Feb. 7 – The Dolphin coaching staff leads the AFC to a 23-20 overtime win over the NFC in the Pro Bowl contest played in Honolulu, Hawaii.
- Feb. 11 – Mike Shula resigns as a coaches assistant and is named as tight end coach of the Chicago Bears.
- Feb. 22 – Tony Nathan, who spent the past five years as a coaches' assistant on the Miami Dolphins coaching staff, is promoted to offensive backs coach. In addition, Carl Taseff, who served as the team's offensive backs coach since joining the Dolphins in 1970, will become more active in other areas of the football operation, including personnel scouting and evaluation, and will maintain a continued involvement in various coaching responsibilities.
- May 21 – Kim Helton resigns as offensive line coach to become head coach at the University of Houston. John Sandusky, who served as offensive line coach from 1976-92, resumes his offensive line coaching responsibilities.
- June 1 – Rich McGeorge is named as assistant offensive line/tight ends coach of the Dolphins.
- June 4 – Dolphins hold last practice session at St. Thomas University, which had served as host to team's training facility since July 12, 1970.
- July 11 – Ribbon cutting ceremonies officially open the Dolphins' new training facility on campus of Nova University in Davie, Fla.
- Sept. 12 – Dan Marino surpasses the 40,000-yard passing mark during Miami's 24-14 loss to the N.Y. Jets. He joins Fran Tarkenton (47,003), Dan Fouts (43,040) and Johnny Unitas

(40,239) as the only quarterbacks to gain 40,000 passing yards. Marino attains the 40,000-yard mark in only 153 regular-season games and accomplishes the feat faster than any QB in league history. The previous record for fastest ascent to 40,000 yards was 168 games by Dan Fouts.

- Oct. 10 – Scott Mitchell comes off the bench and replaces an injured Dan Marino (torn Achilles in right foot) and throws a pair of touchdown passes to lead the Dolphins to a 24-14 win at the Cleveland Browns. Mitchell enters the game just before halftime and completes 10 of 16 passes for 118 yards with two touchdowns and an interception. Mitchell is named as AFC Offensive Player of the Week for his performance against the Browns. Marino is placed on Injured Reserve on October 13 and misses the remainder of the season.
- Oct. 24 – Dan Marino misses his first starting assignment in 145 consecutive non-replacement regular season games as Miami earns a 41-27 win over Indianapolis. The game marks the first career NFL start at quarterback for Scott Mitchell as he hits on 12 of 19 passes for 190 yards with a touchdown. Mitchell becomes the eighth player to start at quarterback for the Dolphins since Don Shula was named head coach in 1970.
- Oct. 31 – Don Shula wins the 324th game of his coaching career and ties George Halas for the all-time record for most wins by an NFL head coach as Miami earns a 30-10 win over the Kansas City Chiefs. Shula achieves the coaching milestone in his 31st year (482nd game) of his NFL coaching career as compared to 40 seasons (506 games) for Halas to accomplish the feat. On the field, Scott Mitchell throws for 344 yards and three touchdowns and becomes the first Dolphin quarterback other than Dan Marino to pass for over 300 yards and throw three or more touchdown passes since David Woodley gained 408 yards and threw three scores on October 25, 1981, at the Dallas Cowboys.
- Nov. 14 – The Dolphins endure another quarterback injury as Scott Mitchell suffers a separated shoulder during Miami's 19-14 win at Philadelphia. The win enables Don Shula to record the 325th triumph of his coaching career as he becomes the winningest coach in NFL history surpassing George Halas. In the contest, Doug Pederson replaces Mitchell and enters the game in the third quarter with Miami trailing 14-13. He guides the Dolphins to a pair of field goals and the defense holds the Eagles scoreless in the second half to garner the victory.
- Nov. 21 – Steve DeBerg becomes the third player to start at quarterback for the Dolphins in 1993 as he throws for 252 yards and a pair of touchdowns to lead Miami to a 17-13 win over New England. DeBerg, the NFL's oldest player, had joined the team just 11 days prior to the Pats game and was forced into his first start in place of the injured Scott Mitchell.
- Nov. 25 – The Dolphins post a come-from-behind 16-14 win over the defending and eventual Super Bowl champion Dallas Cowboys on Thanksgiving Day on a sleet covered field at Texas Stadium. Miami improves 3-0 on Thanksgiving as the team had posted victories at St. Louis (55-14 on November 24, 1977) and at Dallas (14-7 on November 22, 1973). In the contest, Miami trails 14-13 with just 15 seconds left in regulation and Pete Stoyanovich's 41-yard field goal attempt for the win is blocked by the Cowboys' Jimmie Jones. However, Dallas' Leon Lett attempts to pick up the loose ball and fumbles and Miami's Jeff Dellenbach recovers the ball on the one-yard line with three seconds remaining. Stoyanovich converts on his second chance and boots a 19-yard field goal on the game's final play to win the contest. The win improves Miami's record to an NFL best 9-2, but the team will fail to win another game during the remainder of the season.
- Dec. 13 – During halftime ceremonies of Miami's 21-20 loss to Pittsburgh, former Dolphin great and Hall of Famer Larry Little is honored and inducted into the Dolphin Honor Roll.
- Dec. 14 – Don Shula is named Sports Illustrated Sportsman of the Year. He is the first professional coach to receive the honor.

1994

- Jan. 2 – The Dolphins lose by a 33-27 count in overtime at New England. It is the fifth consecutive loss for the Dolphins and the team is eliminated from the playoffs later in the day as the Raiders rally from a 17-point deficit to win over Denver and qualify for the playoffs.
- Jan. 24 – The trustees of the Miami Dolphins sign a definitive agreement with H. Wayne Huizenga to purchase the Robbie family's interests in the Dolphin franchise. The agreement also includes an option for Huizenga to purchase the Robbies' interest in Joe Robbie Stadium.
- Feb. 8 – Joel Collier joins the Dolphins as a staff assistant, replacing Carl Taseff.
- March 16 – John Gamble is named as the Dolphins' strength coach.
- March 23 – The National Football League clubs approve transfer of the majority interests in the

- Miami Dolphins from the Robbie family to H. Wayne Huizenga at the annual league meetings in Orlando, Fla.
- June 28 – H. Wayne Huizenga's purchase of the Robbie Family's remaining 85% of the Miami Dolphins as well as their 50% share of the Joe Robbie Stadium is finalized. The closing leaves Huizenga with 100% ownership of both the Dolphins and Stadium.
 - July 8 – The Dolphins and WIOD Radio (610 AM) announce the hiring of Bill Zimpher as the team's play-by-play announcer and "Voice of the Dolphins." Zimpher replaces Rick Weaver, who had served as play-by-play announcer for the Dolphins since 1970 and announced his retirement at the club's annual awards dinner on May 6, 1993. Zimpher joins former Dolphin tight end and color analyst Jim Mandich in the broadcast booth.
 - July 21 – H. Wayne Huizenga announces that he has entered into a new agreement with Head Coach Don Shula that extends through the 1996 season. Under the new contract extension, Shula assumes the position of Vice President/Head Coach, and also adds an ownership interest in the team.
 - Sept. 4 – After missing the final 11 games of the 1993 season with a torn right Achilles' tendon, Dan Marino returns to action as he throws for 473 yards and five touchdowns to lead the Dolphins to a 39-35 win over the New England Patriots at Joe Robbie Stadium. Marino sets an NFL record by throwing for four or more touchdown passes in a game for the 18th time in his career, breaking his tie with Johnny Unitas, and also throws the 300th touchdown pass of his career to join Fran Tarkenton (343 touchdowns) as the only quarterbacks in NFL history with 300-plus career touchdowns.
 - Oct. 2 – Shula Bowl VI makes sports history as it marks the first time in the history of the four major American professional sports (football, baseball, hockey and basketball) that a father and son battle as head coaches with Don Shula and the Dolphins taking on his son, Head Coach David Shula, and the Cincinnati Bengals. The elder Shula improves to 6-0 when coaching against teams which feature one of his sons as a coach or player as the Dolphins earn a 23-7 win over the Bengals.
 - Oct. 16 – Bernie Parmalee receives two game balls – one for offense and one for special teams – for his performance in Miami's 20-17 overtime win against the Los Angeles Raiders. Parmalee rushes for 150 yards on 30 carries and adds a pair of tackles and a fumble recovery on special teams. In addition, the Dolphins reverse history in the all-time series against the Raiders as Miami records wins in consecutive games against the Raiders for the first time in the history of the series. Miami earned a 20-7 win over the Raiders on December 14, 1992, in the last meeting between the two teams.
 - Nov. 13 – Chicago's Kevin Butler boots a 40-yard field goal with 54 seconds left in regulation and James Williams deflects a Dolphins field goal attempt with just seven seconds remaining in the game to give the Bears a 17-14 win over the Dolphins in Shula Bowl VII. Miami Head Coach Don Shula battles his son and Bears tight ends coach Mike Shula in the contest and it marks the first time that the elder Shula lost a game in which one of his sons, David or Mike, were either players or assistant coaches on the opposing NFL team.
 - Nov. 27 – Quarterback Dan Marino makes history once again with his famous "Clock Play". With the Dolphins trailing the Jets by 18 points in the second half at the Meadowlands, Marino orchestrates a 28-point second-half outburst, including 22 straight to close the contest, as Miami claims a 28-24 victory. All four scores in the second half occur on Marino to Mark Ingram touchdown passes. The game winning points come on first-and-goal with just 22 seconds to play, when Marino approaches the line of scrimmage, appearing poised to clock the ball. However, he takes everyone in the stadium by surprise as he receives the snap, drops back and tosses an eight-yard touchdown pass to Ingram, who ties the Paul Warfield's single-game record of four touchdowns and 24 points, which Warfield achieved against Detroit on December 15, 1973.
 - Dec. 7 – Don Shula suffers a torn Achilles' tendon in his right leg and undergoes surgery on the injury on December 9 by Dr. Peter Indelicato and Dr. Dan Kanell. He misses a regular season practice for the first time in his 25 seasons with the team. Shula returns to practice on December 10 and coaches for the remainder of the season on a golf cart.
 - Dec. 12 – Bernie Parmalee rushes for 127 yards and scores a pair of touchdowns (one rushing and one receiving) as the Dolphins clinch a playoff spot with a 45-28 win over the Kansas City Chiefs at Joe Robbie Stadium. In the contest, Dolphins Head Coach Don Shula wins his 318th career regular season game and ties George Halas (318 regular season coaching wins) for the all-time record for most career regular season wins by an NFL coach. Center Dwight Stephenson is inducted into the Dolphin Honor Roll during halftime ceremonies.
 - Dec. 25 – The Dolphins earn a 27-20 win over the Detroit Lions and clinch the AFC East title. Miami and the New England Patriots both finish with 10-6 records, however the Dolphins win the division title by virtue of a two-game head-to-head sweep over New

England during the 1994 season. Dolphins Head Coach Don Shula wins the 319th regular season game of his coaching career and surpasses George Halas (318 regular season coaching wins) for the all-time record for most career regular season wins by an NFL coach. Miami plays on Christmas Day for the second time in team history with the only other Christmas game for the Dolphins being the longest game in NFL history as Miami earned a 27-24 playoff win in double overtime at Kansas City on December 25, 1971.

- Dec. 27 – Defensive tackle Tim Bowens is named NFL Defensive Rookie of the Year by the Associated Press. He becomes the first Dolphins player to win A.P.'s defensive rookie award since A.J. Duhe in 1977.
- Dec. 31 – Dan Marino throws a pair of touchdown passes to lead the Dolphins to a 27-17 win in a First-Round playoff contest against the Kansas City Chiefs at Joe Robbie Stadium. The game is billed as Marino-Montana III and the duel between the two future Hall of Famers lives up to its pregame hype. Marino completes 22 of 29 passes for 257 yards with two touchdowns and no interceptions and Montana counters by hitting on 26 of 37 passes for 314 yards with two scores and an interception. Marino sets an NFL playoff record as he throws for a touchdown pass in his 11th consecutive post-season game and moves past a tie with Montana (San Francisco/Kansas City) and Ken Stabler (Oakland) for the longest all-time streak in NFL post-season history.

1995

- Jan. 9 – Natrone Means rushes for 139 yards and a touchdown to lead the San Diego Chargers to a 22-21 win over the Miami Dolphins in an AFC Divisional Playoff contest at Jack Murphy Stadium. San Diego took a 22-21 lead with just 35 seconds left in regulation as Stan Humphries threw an eight-yard touchdown pass to wide receiver Mark Seay. The Dolphins had one final chance to win the game as Dan Marino drove the team to the Chargers' 30-yard line but Pete Stoyanovich's 48-yard field goal attempt with eight seconds left was wide right.
- Jan. 18 – Assistant head coach/offensive line John Sandusky announces his retirement. A veteran of over three decades of NFL coaching (he concluded his 36th season in 1994), Sandusky was one of only two coaches to serve as offensive line coach on a Don Shula coached team. Sandusky was offensive line coach with the Colts (1963-69) and Dolphins (1976-94) under Shula, while Monte Clark coached the offensive line with the Dolphins under Shula from 1970-75.
- Feb. 6 – Monte Clark is named as the team's offensive line coach. Clark enters his third tour of duty with the Dolphins, re-joining the team after having served as head offensive line coach at Stanford University during 1993-94.
- Feb. 9 – Dolphins Executive Vice President and General Manager Eddie Jones signs a two-year contract to remain in that capacity through the 1996 season.
- May 19 – The Miami Dolphins sign a two-year agreement with WCMQ radio (1210 AM) to be the Spanish radio outlet for Dolphins games. WCMQ replaces WQBA radio, which had been the team's Spanish station for the previous 13 seasons.
- Sept. 3 – The Dolphins open the season with an explosive offensive display in a 52-15 win over the N.Y. Jets at Joe Robbie Stadium. The 52 points are the second-highest single-game total in team history (behind 55 points at St. Louis on November 24, 1977). In addition, the game is played in 94-degree weather, making it the warmest home game in team history.
- Oct. 1 – The Shula coaching family again makes sports history as father and son battle as head coaches with Don Shula and the Dolphins taking on his son, Head Coach David Shula, and the Cincinnati Bengals. The elder Shula improves to 7-1 when coaching against teams which feature one of his sons as a coach or player with a 26-23 win at the Bengals.
- Oct. 8 – Dan Marino passes Fran Tarkenton (3,686 completions) to become the NFL's all-time leader in career pass completions with a six-yard toss to fullback Keith Byars during the Dolphins' 27-24 overtime loss at Joe Robbie Stadium. In the contest, Marino suffers knee and hip injuries which force him to miss the next two games (at New Orleans and at the N.Y. Jets).
- Nov. 12 – Dan Marino becomes the NFL's all-time career passing yardage leader as he jumps past Fran Tarkenton (47,003 career yards) with a nine-yard pass to Irving Fryar in the first quarter of the Dolphins' 34-17 loss to the New England Patriots at Joe Robbie Stadium.
- Nov. 26 – Dan Marino tosses a six-yard touchdown pass to fullback Keith Byars with 1:03 remaining in the first half for his 343rd career scoring pass and becomes the NFL's all-time touchdown pass leader (surpassing Fran Tarkenton's 342 TDs) during Miami's 36-28 loss at Indianapolis.

- Dec. 11 – Guard/Tackle Bob Kuechenberg is inducted into the Dolphin Honor Roll during half-time ceremonies of Miami's 13-6 win over Kansas City at Joe Robbie Stadium. In the contest, Dan Marino breaks the last of Fran Tarkenton's major passing records (6,467 career attempts) with an incomplete pass attempt to wide receiver Randal Hill in the fourth quarter. In addition, the game is a sellout and marks the second consecutive season and fourth time overall (also 1972-73) that every home game has been sold out and it is just the second time in team history (also 1973) that every game has been sold out before the television blackout deadline.
- Dec. 24 – The Dolphins post a 41-22 win at St. Louis to finish the regular season with a 9-7 record. The team clinches a playoff berth for the second consecutive season later in the day as the Denver Broncos come from behind late in the contest to win at Oakland and eliminate the Raiders from playoff consideration. Miami's win marks the 347th and final victory in the illustrious head coaching career of Don Shula.
- Dec. 30 – Miami's season ends following a 37-22 loss in an AFC First-Round Playoff Contest in Buffalo. The game is an offensive shootout as the teams combine for an NFL post-season record of 1,038 yards. Dan Marino leads the Dolphins by completing 33 of a career-high 64 pass attempts for 422 yards and a pair of scores, while WR O.J. McDuffie sets team playoff records with 11 catches for 154 yards. The game marks the final contest in Head Coach Don Shula's career.

1996

- Jan. 5 – Don Shula, the winningest coach in the history of the NFL, moves from his role as head coach of the team as he assumes another role within the Dolphins organization. He continues to serve as a partner to owner H. Wayne Huizenga and becomes Vice Chairman of the Board of Directors in addition to his status as a part-owner of the team. Shula leaves the sidelines with an overall record 347-173-6 in his 33 years as a head coach, including the last 26 years with the Dolphins (1970-95). He won Super Bowl titles with Miami in 1972 and 1973, posting a combined 32-2 record in those two seasons, and his 1972 team went 17-0, the only undefeated season in NFL annals.
- Jan. 11 – Jimmy Johnson signs a four-year contract to become head coach of the Dolphins, becoming the third head coach in club history, joining George Wilson (1966-69) and Don Shula (1970-95). Johnson joins the team with one of the most successful coaching records in football on both the professional and collegiate levels before spending the previous two years as an NFL analyst for FOX Sports. He is the first head coach in football history to win both a Super Bowl title (Dallas, 1992 and 1993) and a national collegiate championship (Univ. of Miami, 1987).
- Jan. 16 – Dolphins owner H. Wayne Huizenga announces that Eddie Jones has been named President and Chief Operating Officer of the team, and Jimmy Johnson has been named as the club's General Manager/Head Coach. Jones had spent the last six seasons with the team as the club's Executive Vice President and General Manager.
- Jan. 17 – The Dolphins name Cary Godette (defensive line), Pat Jones (tight ends) and Bill Lewis (defense nickel package) to the coaching staff. Prior to joining the Dolphins, Godette, who replaces Joe Greene, had served as defensive line coach for the Carolina Panthers in 1995, Jones was head coach at Oklahoma State University from 1984-94, and Lewis was head coach at Georgia Tech University from 1992-94.
- Jan. 19 – Kippy Brown joins the Dolphins coaching staff as running backs coach, replacing Tony Nathan. Brown had served as running backs coach with the Tampa Bay Buccaneers (1995) and N.Y. Jets (1990-92).
- Jan. 24 – Bob Ackles is named as the Dolphins Director of Football Operations. Ackles joins the team after serving as Director of Football Administration for the Philadelphia Eagles in 1995 and working three years with the Arizona Cardinals as Director of College Scouting (1992-93) and Assistant General Manager (1994).
- Feb. 16 – The Dolphins name Larry Beightol as assistant head coach/offensive line, replacing Monte Clark. In addition to his coaching the offensive line, Beightol also assumes additional administrative responsibilities involving the entire football staff. Beightol joins the Dolphins after having served as offensive line coach with the Houston Oilers (1995), N.Y. Jets (1990-94), San Diego Chargers (1989), Tampa Bay Buccaneers (1987-88) and Atlanta Falcons (1985-86).
- March 1 – The Dolphins name Kevin O'Neill as head athletic trainer and Brad Roll as assistant strength and conditioning coach.
- April 23 – Dan Marino, who broke every significant passing record in NFL history during the 1995 season, signs a three-year contract through the 1998 season to remain as quarterback of the Miami Dolphins.
- April 26 – The Jimmy Johnson era officially begins as the Dolphins take the field for the first time in mini-camp under the new Dolphins head coach.

- Aug. 26 – Pro Player, a sports apparel company, enters into a ten-year agreement with Joe Robbie Stadium, home of the Dolphins since 1987, to re-name the stadium Pro Player Park. The deal is worth \$2 million annually over the term of the contract.
- Sept. 1 – The Dolphins defeat the New England Patriots, 24–10 at Pro Player Park, in Jimmy Johnson's debut as head coach. Of the three head coaches in team history, Johnson is the only one to record a victory in his initial game. Also, rookie running back Karim Abdul-Jabbar rushes for 115 yards and a TD on 26 carries in Miami's victory over the Patriots, the first Dolphin rookie since Sammie Smith on November 5, 1989, against Indianapolis to rush for 100 yards. He also becomes the first player in Dolphins history to rush for 100 yards in his NFL debut.
- Sept. 10 – Pro Player Park is re-named Pro Player Stadium.
- Sept. 15 – On his 35th birthday, quarterback Dan Marino throws for 257 yards and three touchdowns as the Dolphins defeat the New York Jets, 36-27, at Pro Player Stadium. One of the scoring passes is a 74-yard strike to rookie fullback Stanley Pritchett, the longest completion to a Dolphins running back in team history. The win marks the third straight year and fourth time in the last five campaigns that Miami has opened the regular season with three consecutive victories.
- Oct. 27 – Quarterback Dan Marino plays in his 191st regular season game, against Dallas at Pro Player Stadium. In the process, he breaks Bob Kuechenberg's club career record for regular season games played of 190. The game is witnessed by 75,651 fans, the highest attendance figure in Pro Player Stadium history. The previous high was 75,129 for Super Bowl XXIII between San Francisco and Cincinnati on January 22, 1989. The former record for a Dolphins game was 73,080 for a November 20, 1995 contest against San Francisco.
- Oct. 29 – WQAM Radio (560 AM) signs a five-year contract for broadcast rights to the Dolphins, Florida Marlins and Florida Panthers. Dolphins football will be aired on WQAM beginning in the 1997 season and through the year 2001. The Dolphins' flagship station had been WIOD Radio since the team's inception in 1966.
- Oct. 31 – At the NFL fall meetings in New Orleans, the league awards the 1999 Super Bowl to the city of Miami. The game will be played at Pro Player Stadium.
- Nov. 10 – A 36-yard completion to O.J. McDuffie in the second quarter puts quarterback Dan Marino over the 50,000-yard mark for his career, the first quarterback in NFL history to reach that plateau. His eight-yard completion to Fred Barnett in the second quarter is the 4,000th completion of Marino's career, also making him the first quarterback in league history to achieve that feat. These accomplishments occur in a 37-13 victory over Indianapolis at Pro Player Stadium.
- Nov. 17 – The Dolphins defeat the Houston Oilers, 23-20 at the Astrodome, the 50th career regular season victory for head coach Jimmy Johnson.
- Nov. 25 – At halftime of a 24-17 loss to the Pittsburgh Steelers on Monday Night Football at Pro Player Stadium, former Head Coach Don Shula is inducted into the Dolphin Honor Roll. In that game, running back Karim Abdul-Jabbar rushes for 57 yards on 16 attempts, breaking the club's rookie rushing record of 711 formerly held by Andra Franklin (1981).
- Dec. 16 – On Monday Night Football, the Dolphins record a 16-14 victory over Buffalo at Pro Player Stadium, marking the first time since 1986 that Miami has swept the season series from the Bills. It's also the first time since December 22, 1985, that the Dolphins have defeated Buffalo in the month of December or January, snapping a seven-game losing streak against Buffalo in such games.
- Dec. 22 – In a season-ending 31-28 win at the New York Jets, running back Karim Abdul-Jabbar rushes for 152 yards and a TD on 30 carries. His performance is the fifth-highest single-game total in franchise history, and the second-most by a rookie. It is his fourth 100-yard rushing game of the year, establishing a new club rookie standard, also tying for the second-best mark in team annals. In the process, he also surpasses the 1,000-yard rushing plateau for the season, the sixth Dolphins player to achieve that feat and the first since Delvin Williams in 1978. Abdul-Jabbar's 1,116 rushing yards is the third-best single-season total in team history. He scores on a 17-yard run in the third quarter, his 11th rushing touchdown of the year, tying Ron Davenport's club rookie record, first achieved in 1985.

1997

- Jan. 14 – Miami Dolphins unveil a modified team logo and new uniforms for the 1997 season. The basic logo and team colors remain the same. The sunburst on the logo is more prominently displayed with the elimination of the hashmarks around the sun's perimeters, while the dolphin's features are accentuated by navy highlights. The home and road jerseys added a script "Dolphins" below the collar, and several subtle accents were added to the uniform to highlight and strengthen the team's traditional colors.

- Jan. 25 – Former head coach Don Shula (1970-95), the NFL's all-time winningest coach with 347 victories, is selected for induction into the Pro Football Hall of Fame in Canton, Ohio.
- March 11 – At the NFL spring meetings in Palm Desert, Calif., the NFL Owners approve limited cross ownership, finalizing H. Wayne Huizenga's ownership of the Dolphins.
- March 21 – Eddie Jones signs a two-year contract extension, which runs through 1998, to remain as the team's president and chief operating officer.
- April 17 – Les Koenning, wide receivers coach at Texas A&M the previous three seasons, is named as an offensive assistant.
- April 18 – The Dolphins unveil the first "official" mascot in team history during a press conference at the team's training facility. He makes his public debut on April 19 at the team's Draft Day party at Pro Player Stadium.
- June 3 – Doug Blevins is named as the team's kicking coach.
- June 4 – "T.D." is picked as the name of the Dolphins official team mascot, it is announced at the team's annual Awards Banquet. Sarah Fernandez and her two sons, Nelson and Vincent, win the "Name the Mascot" contest, and receive two tickets to Super Bowl XXXII in San Diego.
- June 13 – Dan Marino signs a one-year contract extension through the 1999 season.
- July 26 – Don Shula becomes the sixth former Dolphin to be enshrined into the Pro Football Hall of Fame in Canton, Ohio. He is inducted along with Mike Haynes, Wellington Mara and Mike Webster.
- Aug. 4 – The Dolphins travel to Mexico City and earn a 38-19 preseason win over the Denver Broncos before a crowd of 104,629 fans at Estadio Guillermo Canedo. The attendance is the most to ever witness a Dolphins game, surpassing the previous high of 103,667 that saw Miami's 27-17 loss to the Washington Redskins in Super Bowl XVII on January 30, 1983, in the Rose Bowl. The game marks the fourth time overall that the Dolphins have travelled abroad to play a preseason contest and the win improves Miami's record to 4-0 in games played on foreign soil. Miami's previous American Bowl games had been in London (1988), Tokyo (1991) and Berlin (1992). The Dolphins became the first NFL team to win four American Bowl contests, and they also became the first team to win an American Bowl matchup in each of the three continents in which the games have been played.
- Aug. 31 – The Dolphins defeat the Indianapolis Colts, 16-10, at Pro Player Stadium in their 1997 season-opener. It's the Dolphins' first-ever regular season game in the month of August. It also marks their sixth consecutive opening-day victory.
- Oct. 5 – The Dolphins defeat the Kansas City Chiefs, 17-14, at Pro Player Stadium, marking the 300th victory in franchise history, including playoffs. The Dolphins become the second team from the old AFL to reach the 300-win plateau. The Oakland Raiders were the first.
- Oct. 27 – After the Dolphins built a 33-18 fourth-quarter lead, the Chicago Bears storm back for 18 unanswered points, including a Jeff Jaeger 35-yard field goal with 5:35 remaining in overtime, to come away with a 36-33 victory on a Monday night at Pro Player Stadium. It equaled the fourth-largest comeback win ever against Miami. The game originally was scheduled to be played on Sunday, October 26, but was pushed back due to Game 7 of the Marlins-Indians World Series.
- Nov. 17 – At halftime of a 30-13 win over the the Buffalo Bills on Monday Night Football at Pro Player Stadium, the Dolphins honor the 25th anniversary of the 1972 Dolphins team, holders of the only perfect season in NFL history and winners of Super Bowl VII.
- Nov. 23 – RB Karim Abdul-Jabbar scores three rushing touchdowns in a 27-24 loss to the Patriots in Foxboro. His third touchdown of the game comes on a one-yard run in the fourth quarter. It is his 13th rushing TD of the year, a new Dolphins record. His 12 rushing scores had been tied with Mercury Morris, Don Nottingham and Larry Csonka.
- Nov. 30 – The Dolphins record a 33-15 victory over the Raiders at the Oakland-Alameda County Coliseum. It's the first-ever win by Miami against the Raiders in Oakland after Miami had dropped each of their previous eight meetings there.
- Dec. 14 – The Dolphins are shut out, 41-0, by the Indianapolis Colts in the RCA Dome. The shutout snaps a streak of 162 consecutive games - the second longest active streak in the NFL at the time - in which the Dolphins had scored. The last time Miami had been held scoreless was on November 29, 1987, in a 27-0 loss at the Buffalo Bills.
- Dec. 22 – In the season finale against New England at Pro Player Stadium, left tackle Richmond Webb starts his 110th consecutive regular season game, a new Dolphins record. His 109 straight starts were tied with Jim Langer. The Patriots win the game, 14-12, giving New England the AFC East title. A win by the Dolphins would have made them AFC East champions, but instead they enter the playoffs as a Wild Card team where they must go on the road to face the Patriots the following week.

- Dec. 28 – The Dolphins drop a 17-3 decision to the New England Patriots in Foxboro in an AFC First-Round Playoff game, Miami's first postseason appearance under Head Coach Jimmy Johnson.

1998

- Jan. 24 – Former Dolphins center Dwight Stephenson (1980-87) is among a group of five who are elected into the Pro Football Hall of Fame.
- Feb. 11 – Dolphins Head Coach Jimmy Johnson announces the following changes to the team's coaching staff: Kippy Brown, the Dolphins' running backs coach for the last two years, is named as offensive coordinator, replacing Gary Stevens; Larry Seiple, formerly the club's wide receiver coach, handles the quarterbacks; Joel Collier, a defensive assistant since 1994, coaches the running backs; Robert Ford, tight ends coach with the Dallas Cowboys since 1991, takes over as Miami's wide receivers coach; and Randy Shannon, an assistant at the University of Miami (Fla.), serves as a defensive assistant on the staff.
- March 23 – Jimmy Johnson signs a one-year contract extension to remain the Dolphins General Manager and Head Coach through the year 2000. Johnson originally signed a four-year contract with the club on January 21, 1996.
- Aug. 1 – Center Dwight Stephenson becomes the seventh former Dolphin to be enshrined into the Pro Football Hall of Fame in Canton, Ohio. He is inducted along with Anthony Munoz, Mike Singletary, Tommy McDonald and Paul Krause.
- Sept. 6 – The Dolphins defeat the Indianapolis Colts, 24-15, at the RCA Dome, marking Miami's seventh straight opening day victory.
- Sept. 20 – The Dolphins shut out the Pittsburgh Steelers, 21-0, at Pro Player Stadium. It marks Miami's first shutout under Head Coach Jimmy Johnson and their first since November 8, 1992, when they defeated the Colts, 28-0, at the RCA Dome.
- Nov. 29 – In a 30-10 victory over the New Orleans Saints at Pro Player Stadium, quarterback Dan Marino throws three touchdown passes, all to O.J. McDuffie. The second one, a seven-yard strike in the fourth quarter, the 400th TD pass of Marino's career, the first quarterback in NFL history ever to reach that plateau.
- Dec. 21 – The Dolphins record a 31-21 victory over the Denver Broncos at Pro Player Stadium in front of an ABC Monday Night Football audience. The win is Miami's 34th on Monday night, as they surpass Oakland as the winningest team in MNF history.
- Dec. 27 – In a season-ending 38-16 loss to the Falcons in Atlanta, wide receiver O.J. McDuffie catches five passes for 82 yards. His second reception of the afternoon, a 28-yard catch in the second quarter, is his 87th of the season, surpassing Mark Clayton (86 in 1988) as the Dolphins' single-season reception leader. McDuffie finishes the year with an NFL-high 90 receptions, the first Dolphin ever to lead the league in this category.

1999

- Jan. 2 – The Dolphins defeat the Buffalo Bills, 24-17, in an AFC First-Round Playoff game at Pro Player Stadium. It represents Miami's first-ever playoff win under Head Coach Jimmy Johnson, and their first since December 31, 1994, when they posted a 27-17 victory over the Kansas City Chiefs in a First-Round contest at Pro Player Stadium.
- Jan. 14 – Dave Wannstedt, head coach with the Chicago Bears from 1993-98, is named the Dolphins' assistant head coach.
- Jan. 21 – Paul Boudreau is named offensive line coach, replacing Larry Beightol.
- March 2 – Eddie Jones signs a three-contract to remain as the team's President and Chief Operating Officer.
- June 15 – Dan Marino signs a two-year contract extension through 2001.
- Sept. 13 – The Dolphins defeat the two-time defending Super Bowl champion Denver Broncos, 38-21, in a season-opening Monday night game at Mile High Stadium. The win was the 300th during the regular season in Dolphins history.
- Oct. 10 – The Dolphins set a franchise record by posting 25 fourth-quarter points, and in the process erase a pair of nine-point deficits to earn a 34-31 triumph over the Colts at the RCA Dome. Quarterback Dan Marino throws a pair of touchdowns in the final period, including a two-yard strike to Oronde Gadsden with 27 seconds to play, lifting Miami to victory. It marks the 35th time in Marino's career that he has led the Dolphins back from a fourth-quarter deficit for a win.
- Oct. 17 – Dan Marino completes an eight-yard pass to Tony Martin in the first quarter against the New England Patriots at Foxboro Stadium. The completion, the first and only one of the game for Marino, puts him over the 60,000-yard passing plateau for his career, the only quarterback in NFL history to attain that mark. Marino leaves the game following

the next series with a shoulder injury, forcing him to miss the next five contests. Damon Huard relieves Marino with the Dolphins trailing 7-0. After his first attempt is picked off and returned for a touchdown by Ty Law, Huard goes on to complete 24 of 42 passes for 240 yards with two touchdowns in leading the Dolphins to a 31-30 victory. The game-winning points occur on a five-yard TD pass to Stanley Pritchett with 23 seconds remaining in the game. The Dolphins become the first team in NFL history to win back-to-back road games when trailing by seven or more points after the third quarter.

- Oct. 24 – Against Philadelphia on October 24 at Pro Player Stadium, Dan Marino sits out the first of five straight games with a shoulder injury. The Eagles games snaps a string of 46 straight games in which Marino had started, the third-longest current streak among NFL signal callers at the time. Prior to this game, the last time Marino missed a game was on October 20, 1996, also against the Eagles, at Veterans Stadium.
- Dec. 5 – Former wide receiver Nat Moore becomes the 12th member of the Dolphin Honor Roll during halftime ceremonies against the Indianapolis Colts at Pro Player Stadium.
- Dec. 12 – Kicker Olindo Mare accounts for two field goals against the Jets at Giants Stadium. His first field goal of the game, a 24-yarder, was his 32nd of the season, breaking Pete Stoyanovich's club single-season records of 31, which Stoyanovich had set in 1991.
- Dec. 21 – Cornerback Sam Madison, kicker Olindo Mare and linebacker Zach Thomas are named to the AFC Pro Bowl squad, the first selection for all three. Madison becomes the first cornerback in team history to be voted to the Pro Bowl squad.
- Dec. 27 – Kicker Olindo Mare boots a 37-yard field goal against the Jets in a Monday night game at Pro Player Stadium. The field goal was his 38th of the season, as he became the NFL's single-season field goal leader, surpassing John Kasay, who had amassed 37 field goals with Carolina in 1996.

2000

- Jan. 2 – In a 21-10 loss to the Washington Redskins at FedEx Field, Olindo Mare kicks a 39-yard field goal, his 39th and final of the 1999 season, extending his NFL record of most field goal made in a single season.
- Jan. 9 – The Dolphins defeat the Seattle Seahawks, 20-17, in an AFC First-Round Playoff game at the Kingdome, the final football game at the stadium. The win is Miami's first road playoff victory since they defeated the Pittsburgh Steelers in the 1972 AFC Championship Game at Three Rivers Stadium. Quarterback Dan Marino completes 17 of 30 passes for 196 yards with one touchdown and no interceptions in the victory, in which he guided a late drive that led to the game-winning touchdown with 4:48 remaining.
- Jan. 15 – The Dolphins drop a 62-7 decision to the Jacksonville Jaguars in an AFC Divisional Playoff game at ALLTEL Stadium. The contest would be the final one in the playing career of quarterback Dan Marino and coaching career of Jimmy Johnson.
- Jan. 16 – Jimmy Johnson, the Dolphins' General Manager/Head Coach since 1996, retires. Dave Wannstedt, the team's Assistant Head Coach in 1999, is named Head Coach.
- Jan. 24 – Jim Bates is named defensive coordinator, replacing George Hill. Clarence Brooks is named defensive line coach, replacing Cary Godette.
- Feb. 1 – Chan Gailey, the Head Coach with the Dallas Cowboys from 1998-99, is named offensive coordinator, replacing Kippy Brown. Randy Shannon, a defensive assistant with the Dolphins from 1998-99, is promoted to linebackers coach.
- Feb. 7 – Mike Shula, the offensive coordinator with the Tampa Bay Buccaneers from 1996-99, re-joins the Dolphins as quarterbacks coach, replacing Larry Seiple. Shula previously had served as an assistant on Miami's coaching staff from 1991-92. Judd Garrett is named as an offensive assistant, and Robert Nunn is named as a defensive assistant.
- Feb. 10 – Quarterback Dan Marino, the Dolphins' first-round draft choice in 1983 and the NFL's all-time leading passer, voids the final two years of his contract, thus becoming a free agent.
- Mar. 7 – The Dolphins sign 12-year veteran running back Thurman Thomas to a three-year contract as a free agent. Thomas, who played with Buffalo for each of the first 12 years of his career and was a member of four Bills Super Bowl teams, is the all-time leading rusher against the Dolphins.
- Mar. 13 – Dan Marino announces his retirement from professional football.
- Apr. 14 – The Dolphins unveil Dan Marino's permanent encased locker at the team's Nova Southeastern University training facility, the first of its kind in club history.
- Apr. 28 – The Dave Wannstedt era officially begins as the Dolphins take the field for the first time in minicamp under the new Dolphins head coach.
- May 3 – The Dolphins name Rick Spielman as Vice President-Player Personnel. Spielman had served as Director of Pro Personnel with the Chicago Bears since 1997.

- June 12 – Huizenga Holdings, Inc., the private company that represents many of the non-publicly traded business interests of the Huizenga family, announces that it retained the investment banking firm of Morgan Stanley Dean Whitter to explore strategic alternatives regarding the financial structure of the Miami Dolphins and Pro Player Stadium. Alternatives include the potential of additional investors in the team and the stadium, as well as naming rights for the stadium.
- Aug. 21 – The portion of N.W. 199 Street in front of Pro Player Stadium is re-named “Dan Marino Boulevard”. The new address for the Dolphins’ home becomes 2269 Dan Marino Boulevard.
- Aug. 23 – More than 50,000 fans show up at Pro Player Stadium for the public tribute to Dan Marino. The night’s festivities include appearances by the five other members of the famed quarterback “Class of ‘83” – John Elway, Jim Kelly, Todd Blackledge, Tony Eason and Ken O’Brien – as well as former Dolphins Head Coach Don Shula and former Steelers quarterback Terry Bradshaw. The band “Hootie and the Blowfish” provide the musical entertainment, while the four-hour event concludes with a gala fireworks display.
- Sept. 3 – Jay Fiedler opens at quarterback in the Dolphins’ season-opener against Seattle at Pro Player Stadium. Fiedler is the first quarterback to start on opening day for the Dolphins other than Dan Marino since 1983. Fiedler completes 15 of 24 passes for 134 yards with one touchdown and no interceptions in the Dolphins’ 23-0 win, the third shutout victory on opening day in franchise history and the first since 1983.
- Sept. 17 – The Dolphins defeat the eventual Super Bowl champion Baltimore Ravens, 19-6, in a game that was played through a steady rain at Pro Player Stadium. At halftime of the game, former quarterback Dan Marino has his jersey No. 13 retired, the second Dolphin ever to receive that honor. He also becomes the 13th member of the Dolphin Honor Roll.
- Oct. 8 – For the first time since September 21, 1997 at Tampa Bay, the Dolphins wear their white jerseys with white pants in a 22-13 victory over Buffalo at Pro Player Stadium.
- Oct. 23 – On a Monday night at the Meadowlands, the Dolphins hold a commanding 30-7 fourth-quarter lead over the New York Jets. The Jets, however, post 30 of the 37 points scored in the fourth quarter to send the game into overtime, where John Hall ended the four hour, ten minute epic with a 40-yard field goal, 6:47 into the extra period. It was the largest comeback win ever against the Dolphins, while it also marked the longest game in the 31-year history of ABC Monday Night Football.
- Dec. 10 – In a 16-13 loss to Tampa Bay at Pro Player Stadium, running back Lamar Smith rushes for 79 yards and surpasses the 1,000-yard rushing plateau for the season. Smith becomes the first Dolphin to accomplish the feat since Karim Abdul-Jabbar in 1996 and the fifth player overall to do it.
- Dec. 24 – The Dolphins earn a 27-24 victory over the Patriots on Christmas Eve at Foxboro Stadium to claim the 16th AFC East title in club history and the first since 1994. Thirty-five minutes following the apparent conclusion of the game, both teams were summoned back onto the field after it was determined that three seconds still remained with the Patriots having the ball at their own 40. Michael Bishop’s final pass attempt of the game fell incomplete at about the Dolphins’ 25.
- Dec. 30 – The Dolphins erase a 14-0 third-quarter deficit by scoring 23 of the next 26 points en route to a 23-17 overtime win against the Colts in an AFC First-Round Playoff game at Pro Player Stadium. It marks the second-largest comeback win in Dolphins postseason annals. The winning points are scored on a 17-yard run by running back Lamar Smith with 3:34 to play in the first overtime. It caps a day in which Smith set an NFL playoff record with 40 rushing attempts. His 209 rushing yards is the second-highest figure in NFL playoff history and the most-ever by a Dolphin (regular season or postseason) at the time.

2001

- Jan. 6 – The Raiders defeat the Dolphins, 27-0, in a Divisional Playoff game in Oakland. It is the first time that Miami has been shutout in 38 postseason contests.
- Jan. 15 – Keith Armstrong is named special teams coach, replacing Mike Westhoff, and Tony Wise is hired as offensive line coach, replacing Paul Boudreau.
- Jan. 27 – Former linebacker Nick Buoniconti, who anchored Miami’s “No-Name” defense, leading the Dolphins to two straight Super Bowl victories, becomes the eighth former Dolphin to be elected into the Pro Football Hall of Fame, and the first defensive player.
- Feb. 2 – Head Coach Dave Wannstedt signs a one-year contract extension through the 2003 season.
- Mar. 1 – Bob Sanders is named linebackers coach, replacing Randy Shannon, who became the defensive coordinator at the University of Miami.

- Apr. 30 – Offensive tackle Richmond Webb, the Dolphins first-round draft choice in 1990 and a seven-time Pro Bowl selection, officially ends his tenure with the Dolphins when he signs a three-year contract with the Cincinnati Bengals as an unrestricted free agent.
- May 9 – Vice President of Player Personnel Rick Spielman signs a one-year contract extension through the 2003 season. In addition, Ron Labadie is promoted to Director of College Scouting, after serving as the Dolphins' midwest scout since 1990. Tom Braatz, the team's Director of College Scouting since 1992, is named as a scout, and John Crea is named as the Dolphins' midwest area scout.
- June 4 – George Paton is named Director of Pro Personnel, replacing Tom Heckert, Jr., who was named Director of Player Personnel with the Philadelphia Eagles.
- Aug. 4 – Former linebacker Nick Buoniconti is inducted into the Pro Football Hall of Fame, the eighth Dolphin and first defensive player to earn that honor.
- Sept. 9 – The Dolphins record their tenth consecutive opening day victory with a 31-23 decision over the Tennessee Titans in Miami's first-ever visit to Nashville's Adelphia Coliseum. Among the Dolphins' four touchdowns on the night was a Zach Thomas 34-yard interception return for a touchdown, the fourth of his career, setting a new club all-time record.
- Sept. 13 – In the wake of the September 11 terrorist attacks, the NFL announces that it will cancel games for the weekend of September 16-17. The Dolphins game against the Buffalo Bills at Pro Player Stadium is re-scheduled for Sunday, January 6.
- Dec. 10 – The Dolphins earn a resounding 41-6 victory over the Indianapolis Colts on a Monday night at Pro Player Stadium, the last game that these two teams would play as AFC East opponents, prior to realignment in 2002. For the Dolphins, it was their 36th victory on Monday Night Football, as they surpassed San Francisco as the winningest team in MNF history.
- Dec. 16 – The Dolphins are handed a 21-0 shutout by the San Francisco 49ers at 3Com Park. Coupled with their 24-0 loss to the Jets at Pro Player Stadium on November 18, it marks just the third time in franchise history and the first time since 1970 that the Dolphins suffer two shutout losses in the same season.
- Dec. 22 – Playing their third game in 13 days, the Dolphins drop a 20-13 decision to the New England Patriots, in the last regular season game ever played at Foxboro Stadium.
- Dec. 30 – With a 21-14 win over Atlanta at Pro Player Stadium, the Dolphins clinch their fifth playoff appearance in a row, as they become the only NFL team to reach the postseason in each of the last five years, a span ranging from 1997-01.

2002

- Jan. 6 – In a game that was originally scheduled to be played on September 16, but cancelled because of terrorist attacks, the Dolphins clinch a home First-Round Playoff game with a 34-7 season ending win over Buffalo, just the fourth time in team history that the Dolphins have played a regular season game in the month of January. On the game's final play, Brock Marion picks off a Travis Brown pass and races 100 yards for a touchdown, as the Dolphins establish a club single-season record for interception returns for touchdowns (five) and defensive touchdowns (six).
- Jan. 28 – Bryan Wiedmeier is promoted to Executive Vice President and Chief Operating Officer and Rick Spielman is promoted to Senior Vice President – Football Operations/Player Personnel.
- Feb. 5 – The Dolphins name Norv Turner as their Assistant Head Coach/Offensive Coordinator, taking over from Chan Gailey, who had been named Head Coach at Georgia Tech. In addition to serving as Head Coach with the Washington Redskins from 1994-00, Turner also was the offensive coordinator with both Dallas (1991-93) and San Diego (2001).
- Feb. 13 – Head Coach Dave Wannstedt signs a one-year contract extension through the 2004 season.
- March 8 – The Dolphins acquire former Heisman Trophy winning running back Ricky Williams from the New Orleans Saints in exchange for a 2002 first-round draft choice and a conditional third-round pick in 2003. In addition, the teams swapped positions in the fourth round of the '02 draft.
- March 14 – The Dolphins and WQAM Radio sign a new two-year contract for the station to continue to serve as the team's flagship through 2003.
- March 26 – Howard David is named as the Dolphins' new play-by-play announcer. He joins Jim Mandich, who will continue to serve as the color analyst on the team's radio broadcasts on WQAM.
- June 5 – At the team's annual Kickoff Banquet, President Eddie Jones announces that former running back Larry Csonka will have his uniform jersey No. 39 retired during halftime.

ceremonies of the Dolphins' December 9 game against Chicago at Pro Player Stadium. Csonka will become the third player to receive this honor, joining QB Bob Griese (No. 12 on May 6, 1982) and QB Dan Marino (No. 13 on September 17, 2000).

- Sept. 8 – The Dolphins record their 11th consecutive opening day victory with a 49-21 decision over the Detroit Lions at Pro Player Stadium. Making his Dolphins debut, RB Ricky Williams rushes for 111 yards and two touchdowns on 20 carries, the fifth-highest rushing total by a player in his initial appearance as a Dolphin.
- Sept. 22 – The Dolphins snap an eight-game losing streak to the Jets with a convincing 30-3 win at Pro Player Stadium. The victory also marks the Dolphins' 17th straight at home during the regular season in the months of August/September. Ricky Williams rushes for 151 yards and a touchdown on 24 attempts, becoming the first player in team history to amass three straight 100-yard rushing games. Coupled with his 132-yard effort the previous week at Indianapolis, his two-game rushing total of 283 yards sets a new Dolphins record, surpassing the old mark of 273, which had been held by Bernie Parmalee since 1994. Williams will go on to break this two-game record three subsequent times during the course of the season.
- Oct. 13 – In their first of four prime-time appearances of the year, the Dolphins register a 24-22 win over the Denver Broncos in their first-ever visit to INVESCO Field at Mile High. Jason Elam's 55-yard field goal with 45 seconds to play gives Denver a 22-21 lead. Olindo Mare counters with a 53-yarder with six seconds remaining to lift the Dolphins to the victory. It marks the first time in NFL history that a kicker from each team has accounted for a field goal of 50 yards or longer with less than a minute to play in a game. Although he finished the game, quarterback Jay Fiedler sustains a fractured right thumb and misses the Dolphins' next five games and his next six starts. Wide receiver Oronde Gadsden, the team's leading receiver each of the previous two seasons (2000-01), suffers a wrist injury which sidelines him for the remainder of the year.
- Nov. 24 – Ricky Williams establishes a new club single-season standard with his sixth 100-yard rushing game of the season with a 143-yard, two-touchdown effort in a 30-3 victory over San Diego at Pro Player Stadium. He breaks the old mark of five, which was first set by Delvin Williams in 1978.
- Dec. 1 – In a 38-21 loss to the Bills in Buffalo, Ricky Williams further etches his name into the Dolphins' record book when he rushes for 228 yards and two touchdowns on 27 carries. This single-game total surpasses the previous record of 209 yards, set by Lamar Smith in a 2000 First-Round Playoff victory over Indianapolis. In the process, Williams also surpasses Delvin Williams' club single-season record of 1,258 yards, achieved in 1978. In addition, with Williams overtaking the 1,200-yard rushing mark, the conditional third-round draft choice in 2003 that the Dolphins sent to the Saints in the trade for Williams on March 8, now becomes a second-round pick.
- Dec. 9 – In a 27-9 victory over the Chicago Bears in a Monday night game at Pro Player Stadium, Ricky Williams becomes just the third player (fourth time) in NFL history to amass back-to-back 200-yard rushing games, as he runs for 216 yards and two touchdowns on 31 carries. He joins Hall of Famers O.J. Simpson (1973, 1976) and Earl Campbell (1980) as the only players to achieve this feat. His two-game rushing total of 444 yards is the fourth-most in NFL annals, while his 587 yards over the three-game span is third-most in league history. In the process, he breaks his own club record with his fourth consecutive 100-yard rushing performance. It also represents his fourth straight game with a pair of rushing scores. His total for the game gives him 1,500 yards for the season, as the second-round draft choice that the Saints get from the Dolphins as part of the trade now becomes a first-rounder in '03. At halftime of the game, former FB Larry Csonka has his jersey No. 39 retired, just the third Dolphin ever to receive that honor, joining quarterbacks Bob Griese (No. 12) and Dan Marino (No. 13). The rest of the 1972 "Perfect Team" is honored during the halftime festivities as well, as part of the 30th anniversary celebration of the 17-0 club that captured the franchise's first Super Bowl title.
- Dec. 15 – The Dolphins defeat the eventual AFC champion Oakland Raiders, 23-17, at Pro Player Stadium, as Ricky Williams extends his club-record streak of consecutive 100-yard rushing games to five with 101 yards on 27 attempts. Defensive end Jason Taylor leads the defensive charge with three sacks as he sets a Dolphins record with a sack in seven straight games.
- Dec. 21 – The Dolphins fall to the Vikings, 20-17, at the Hubert H. Humphrey Metrodome on a Saturday afternoon. A win would have secured the AFC East title for the Dolphins over the weekend as New England is defeated by the Jets on Sunday. Jason Taylor is credited with 1.5 sacks as he ties Bill Stanfill's club single-season record for sacks with 18.5. He also extends his streak of consecutive games with a sack to eight. That streak will come to an end in the season finale the following week as he is shut out by the Patriots. Taylor's sack total leads the NFL in 2002, as he becomes the first Dolphin ever to achieve that feat.

- Dec. 29 – The Dolphins drop a 27-24 overtime decision to the Patriots in their first-ever visit to Gillette Stadium. The Patriots produce 11 points over the final 2:46 to send the game into overtime, where Adam Vinatieri's 35-yard field 2:03 into the extra period gives New England the victory. A win by the Dolphins would have given them the AFC East title. A win by the Jets over the Green Bay Packers later in the day makes the Jets the 2002 AFC East champions, thus eliminating the Dolphins from the playoffs for the first time since 1996. Ricky Williams rushes for 185 yards and two touchdowns on 31 attempts. His second score of the game occurs on a 14-yard run in the second quarter, his 16th rushing touchdown of the season as he establishes a new Dolphins single-season record for rushing touchdowns, surpassing the previous mark of 15 by Karim Abdul-Jabbar in 1997. Williams also finishes the year as the team's single-season leader for rushing yards (1,853), attempts (383), 100-yard rushing games (10) and total yards from scrimmage (2,216). His rushing total also leads the NFL, as he becomes the first Dolphin ever to earn that distinction.

2003

- Feb. 2 – Ricky Williams rushes for 56 yards and two touchdowns on 11 attempts, catches three passes for 18 yards while also forcing a fumble on special teams in the AFC's 45-20 victory over the NFC in the Pro Bowl in Honolulu. For his efforts, Williams is named the game's MVP, just the second Dolphin ever to win that honor, joining kicker Garo Yepremian who came away with the award in the 1974 game.
- Feb. 13 – The Dolphins name Glenn Pires as assistant defensive line coach, replacing Robert Nunn, who left to become defensive line coach with the Washington Redskins. Pires had spent the previous two seasons as linebackers coach with the Detroit Lions.
- March 28 – The Dolphins sign linebacker Zach Thomas to a five-year contract extension through the 2008 season.
- April 16 – The Dolphins acquire perennial All-Pro linebacker Junior Seau from the San Diego Chargers in exchange for a conditional 2004 draft choice.
- May 2 – Tom Braatz, a veteran of 38 seasons as an NFL front office executive, announces his retirement. Braatz had joined the Dolphins in 1992 as Director of College Scouting and spent his final two years with the club as a college scout. Chris Grier, the team's southeast college scout the past three years, is promoted to national scout.
- May 4 – Former Dolphin David Woodley (1980-83), an eighth-round draft choice in 1980 who started at quarterback for the Dolphins in Super Bowl XVII against Washington, passes away in his hometown of Shreveport, La.
- May 9 – Quarterbacks Coach Mike Shula, who played quarterback at the University of Alabama from 1983-86, is introduced as the school's head coach.
- June 9 – The Dolphins sign former Denver Broncos quarterback Brian Griese to a two-year contract. Griese is the son of former Dolphins quarterback, Bob, who played with the team from 1967-80 and led Miami to three Super Bowl appearances and two World Championships.
- June 28 – At a press conference, it is announced that former wide receivers Mark Duper and Mark Clayton, popularly known as the "Marks Brothers", will be inducted into the Dolphin Honor Roll at halftime of a December 15 game against the Philadelphia Eagles at Pro Player Stadium.
- Oct. 27 – The Dolphins record a 26-10 victory over the San Diego Chargers in a Monday night game at Sun Devil Stadium in Tempe, Arizona. The game originally was scheduled to be played at Qualcomm Stadium in San Diego, but was moved because of the wildfires that devastated Southern California. After arriving in San Diego Sunday evening, the Dolphins boarded a flight to Phoenix the morning of the game, at approximately 11:00 a.m. (PT).
- Nov. 23 – In a Sunday night game against Washington at Pro Player Stadium, the Dolphins don orange jerseys in a 24-23 win over the Redskins. It is the first time in franchise history that the Dolphins have worn a jersey color other than white or aqua.
- Nov. 27 – The Dolphins improve their Thanksgiving Day record to 4-1 with a 40-21 victory over the Dallas Cowboys at Texas Stadium. The Dolphins wore their "throwback" jerseys, commemorating the 30th anniversary of the 1973 team that captured the club's second straight Super Bowl title.
- Dec. 15 – At halftime of a 34-27 loss to Philadelphia at Pro Player Stadium, former wide receivers Mark Duper and Mark Clayton become the 14th and 15th members of the Dolphin Honor Roll.
- Dec. 21 – In a 20-3 win over the Buffalo Bills at Ralph Wilson Stadium, DE Jason Taylor registers three sacks, and in the process becomes the Dolphins' all-time sack leader, surpassing Bill Stanfill, whose mark of 67.5 had stood since 1976.

- Dec. 29 – Owner H. Wayne Huizenga announces that the Dolphins will restructure their football operations for the 2004 season, including the search for a General Manager who will be responsible for all personnel matters on both the professional and college levels, as well as the makeup of the Dolphins roster. Head Coach Dave Wannstedt is given a two-year contract extension through the 2006 season.

2004

- Jan. 12 – Rick Spielman is promoted to General Manager and Dan Marino is named Senior Vice President/Football Operations.
- Jan. 26 – Joel Collier is promoted to offensive coordinator from running backs coach. He takes over the spot which became vacant when Norv Turner was named Head Coach with the Oakland Raiders. Marc Trestman, who had been with the Raiders each of the previous three seasons, including the last two as offensive coordinator, is named assistant head coach/quarterbacks. Miami native Jerry Sullivan is appointed wide receivers coach after spending each of the previous three seasons with the Arizona Cardinals, including 2003 as the team's offensive coordinator.
- Feb. 2 – Bernie Parmalee is promoted to running backs coach from assistant special teams/offensive assistant, while Chris Foerster is named tight ends coach after handling that same position with the Indianapolis Colts each of the previous two seasons.
- Feb. 3 – Dan Marino resigns as Senior Vice President/Football Operations, saying, "I knew it would involve a significant lifestyle change but after further reflection, it became clear that those adjustments were ones that my family and I are not prepared to make at this time. As a result, I have decided that it would not be in the best interests of either my family or the Miami Dolphins to assume the role as the team's Senior Vice President of Football Operations."
- May 10 – Head Coach Dave Wannstedt announces several adjustments to the coaching staff for the 2004 season. Chris Foerster, who was hired earlier in the offseason to coach the team's tight ends, was named offensive coordinator. Joel Collier will return to coaching the running backs, a position that he has held since 1998. Bernie Parmalee, who had been named running backs coach in the offseason following two years as an offensive assistant, will tutor the Dolphins' tight ends. These changes were necessitated because of health-related reasons on the part of Collier.

DOLPHINS ON THE INTERNET

All the information you need to read and hear about the Miami Dolphins in 2004 can be obtained on the Dolphins web site, located at <http://www.miamidolphins.com>.

Miami's official home page contains useful information that is updated on a daily basis throughout the year. Releases, rosters, statistics, depth charts and updated biographies are just a few of the things that are featured. In addition, the site is updated daily with sound bites from Head Coach Dave Wannstedt and Dolphin players. The quality of sound will enable not only fans to hear what the Dolphins are saying, but also can be used by the media. Pre-game and post-game analysis begins in preseason, and on gamedays, the site contains an analysis of the action on the field as it is happening, as well as photos throughout the course of the contest. Fans can submit questions and comments about the team daily. Live chats with Dolphin players, coaches and front office staff will be conducted twice a month.

Other information on the Dolphins, in addition to the latest on the National Football League and the other 31 teams, can be accessed through the NFL's home page on <http://www.nfl.com>.



PLAYOFF HISTORY

1970 AFC PLAYOFF

RAIDERS 21, DOLPHINS 14
December 27, 1970

Oakland-Alameda County Coliseum
Oakland, CA

Oakland quarterback Daryle Lamonica unloaded an 82-yard touchdown pass to Rod Sherman with 9:34 left to play as Oakland spoiled the Dolphins' first appearance in the playoffs, 21-14, on a field oozing with mud. The Dolphins, who had won six consecutive games to finish the season 10-4 and gain a wild-card berth, took a 7-0 lead in the second quarter when Bob Griese fired a 16-yard strike to Paul Warfield in the end zone. Lamonica matched that TD with a 22-yard toss to Fred Biletnikoff only 1:50 before halftime. Raider right cornerback Willie Brown intercepted a wet and wobbly pass by Griese and fled 50 yards along the sideline for the tie-breaking TD. It came minutes after Jake Scott recovered an Oakland fumble at the Miami 10-yard line. The heave to Sherman was insurance. Only three plays earlier, Dolphin kicker Garo Yepremian missed a 24-yard field goal attempt for the second time in the game. Oakland's George Blanda also missed a 23-yarder.

MIAMI	0	7	0	7	-	14
OAKLAND	0	7	7	7	-	21

M - Warfield, 16 pass from Griese (Yepremian kick)	2/19	2- 3:31
O - Biletnikoff, 22 pass from Lamonica (Blanda kick)	8/62	2-13:10
O - Brown, 50 interception return (Blanda kick)		3-12:26
O - Sherman, 82 pass from Lamonica (Blanda kick)	3/80	4- 5:26
M - W. Richardson, 7 pass from Griese (Yepremian kick)	9/69	4-10:32

ATT. - 54,401

	Miami	Oakland
First Downs Total-Rush.-Pass.-Pen.	16-5-9-2	12-5-7-0
Total Yards-Plays-Average	242-63-3.5	301-52-5.8
Rushes-Yards-Average	33-118-3.6	36-114-3.2
Net Yards Passing-Times Thrown-Yards Lost	124-3-31	187-0-0
Passes Attempted-Completed-Intercepted	27-13-1	16-8-0
Punts/Number-Average	5-39.2	4-32.2
Penalties/Number-Yards	0-0	4-30
Fumbles/Number-Lost	2-0	4-2

INDIVIDUAL STATISTICS

RUSHING - Miami: Kiick 14-64; Morris 8-29; Csonka 10-23; Griese 1-2.
Oakland: Hubbard 18-58; Smith 9-37; Dixon 8-31; Banaszak 1-(-6).

PASSING - Miami: Griese 27-13-1, 155 yards, 2 TDs.
Oakland: Lamonica 16-8-0, 187 yards, 2 TDs.

RECEIVING - Miami: Warfield 4-62, 1 TD; Kiick 4-34; W. Richardson 2-30, 1 TD; Morris 2-15; Twilley 1-14.
Oakland: Biletnikoff 3-46, 1 TD; Chester 2-47; Sherman 1-82, 1 TD; Smith 1-9; Dixon 1-3.

INTERCEPTIONS - Miami: None.
Oakland: Brown 1-50, 1 TD.

SACKS - Miami: None.
Oakland: Hilton 1; Curtis 1; Miller 1.

MISSED FIELD GOALS - Miami: Yepremian 24(WR), 24(S).
Oakland: Blanda 23(S).

1971 AFC PLAYOFF

DOLPHINS 27, CHIEFS 24 (2 OTs)
December 25, 1971

Kansas City Municipal Stadium
Kansas City, MO

Garo Yepremian ended 82 minutes and 40 seconds of an epic struggle by booting a 37-yard field goal with 7:40 elapsed in the second overtime, lifting the Dolphins past Kansas City, 27-24, on Christmas Day. The Dolphins battled from behind three times to tie the AFC West champions, the third time on Bob Griese's five-yard pass to tight end Marv Fleming with 96 seconds remaining in regulation. Kansas City running back Ed Podolak, who amassed 350 yards of all-purpose running, returned the ensuing kickoff 78 yards to the Dolphin 22 where Curtis Johnson missed a desperation tackle. With 35 seconds on the clock, Jan Stenerud missed a 32-yard field-goal try. Stenerud had a 42-yarder blocked by Nick Buoniconti in the fifth quarter, and Yepremian was short with a 45-yard effort. But Larry Csonka crashed 29 yards to the Chiefs 36, and that put Yepremian, the NFL's scoring leader, in position to win it. Goal posts were on the goal line; in 1974 the uprights were moved to the end line.

MIAMI	0	10	7	7	0	3	-	27
KANSAS CITY	10	0	7	7	0	0	-	24

KC – FG Stenerud 24	9/40	1- 6:06
KC – Podolak, 7 pass from Dawson (Stenerud kick)	6/35	1-11:31
M – Csonka, 1 run (Yeplemian kick)	9/80	2- 2:22
M – FG Yeplemian 14	4/5	2-14:47
KC – Otis, 1 run (Stenerud kick)	14/75	3- 9:44
M – Kiick, 1 run (Yeplemian kick)	8/71	3-14:00
KC – Podolak, 3 run (Stenerud kick)	6/91	4- 8:14
M – Fleming, 5 pass from Griesse (Yeplemian kick)	9/71	4-13:24
M – FG Yeplemian 37	6/40 2nd OT	7:40

ATT. – 45,822

	Miami	Kansas City
First Downs/Total-Rush.-Pass.-Pen.	22-6-14-2	23-13-10-0
Total Yards-Plays-Average	407-78-5.2	451-71-6.4
Rushes-Yards-Average	43-144-3.4	44-213-4.8
Net Yards Passing-Times Thrown-Yards Lost	263-0-0	238-1-8
Passes Attempted-Completed-Intercepted	35-20-2	26-18-2
Punts/Number-Average	6-40.0	2-51.0
Penalties/Number-Yards	5-26	6-44
Fumbles/Number-Lost	1-0	3-2

INDIVIDUAL STATISTICS

RUSHING – Miami: Csonka 24-86, 1 TD; Kiick 15-56, 1 TD; Griesse 2-9; Warfield 2-(-7).

Kansas City: Hayes 22-100; Podolak 17-85, 1 TD; Wright 2-15; Otis 3-13, 1 TD.

PASSING – Miami: Griesse 35-20-2, 263 yards, 1 TD.

Kansas City: Dawson 26-18-2, 246 yards, 1 TD.

RECEIVING – Miami: Warfield 7-140; Twilley 5-58; Fleming 4-37, 1 TD; Kiick 3-24; Mandich 1-4.

Kansas City: Podolak 8-110, 1 TD; Wright 3-104; Taylor 3-12; Hayes 3-6; Frazier 1-14.

INTERCEPTIONS – Miami: Scott 1-13; Johnson 1-0.

Kansas City: Lanier 1-7; Lynch 1-0.

SACKS – Miami: Fernandez 0.5; Heinz 0.5.

Kansas City: None.

MISSED FIELD GOALS – Miami: Yeplemian 52(S).

Kansas City: Stenerud 29(WR), 31(WR), 42(B).

1971 AFC CHAMPIONSHIP

DOLPHINS 21, COLTS 0
January 2, 1972

Orange Bowl
Miami, FL

Three lightning plays and a persistent defense propelled the Dolphins into Super Bowl VI with a 21-0 rout of Baltimore before an all-time Orange Bowl record crowd of 78,939. Strong safety Dick Anderson intercepted a Johnny Unitas pass which was deflected by Curtis Johnson, and behind a wall of six open-field blocks, Anderson weaved 62 yards for a third-quarter touchdown. "My eyes were popping as I ran," Anderson said. "I've never seen so many people land on their heads." Before Anderson's convoy made it 14-0, the Dolphins staggered the defending Super Bowl champions when Bob Griesse and Paul Warfield hooked up for a 75-yard TD pass. Warfield applied the clincher when he escaped 50 yards with a Griesse pass, setting up a five-yard TD slam by fullback Larry Csonka. The Colts had not been held scoreless for 97 games over seven seasons. They were stopped at the Dolphin nine in the second quarter. Jim O'Brien missed two field-goal attempts and had another blocked by Lloyd Mumphord.

BALTIMORE	0	0	0	0	-	0
MIAMI	7	0	7	7	-	21

M – Warfield, 75 pass from Griesse (Yeplemian kick)	2/80	1- 8:21
M – Anderson, 62 interception return (Yeplemian kick)		3-10:21
M – Csonka, 5 run (Yeplemian kick)	6/74	4- 6:56

ATT. – 78,939

	Baltimore	Miami
First Downs Total-Rush.-Pass.-Pen.	16-6-10-0	13-8-4-1
Total Yards-Plays-Average	302-68-3.1	286-45-6.4
Rushes-Yards-Average	30-89-2.9	35-144-4.1
Net Yards Passing-Times Thrown-Yards Lost	213-2-11	142-2-16
Passes Attempted-Completed-Intercepted	36-20-3	8-4-1
Punts/Number-Average	3-45.3	6-42.7
Penalties/Number-Yards	1-5	2-27
Fumbles/Number-Lost	1-0	0-0

INDIVIDUAL STATISTICS

RUSHING – Miami: Kiick 18-66; Csonka 15-63, 1 TD; Griese 1-12; Morris 1-3.

Baltimore: McCauley 15-50; Nottingham 11-33; Nowatzke 2-5; Unitas 2-1.

PASSING – Miami: Griese 8-4-1, 158 yards, 1 TD.

Baltimore: Unitas 36-20-3 224 yards, 0 TDs.

RECEIVING – Miami: Warfield 2-125, 1 TD; Twilley 2-33.

Baltimore: Hinton 6-98; Nottingham 4-26; Perkins 3-19; Havrilak 2-31; McCauley 2-24; Mitchell 1-14; Mackey 1-6; Matte 1-6.

INTERCEPTIONS – Miami: Anderson 1-62, 1 TD; Kolen 1-11; Scott 1-0.

Baltimore: Logan 1-0.

SACKS – Miami: Heinz 2.

Baltimore: Smith 1; M. Curtis 1.

MISSED FIELD GOALS – Miami: None.

Baltimore: O'Brien 46(WR), 48(S), 35(B).

SUPER BOWL VI

COWBOYS 24, DOLPHINS 3
January 16, 1972

Tulane Stadium
New Orleans, LA

A 252-yard rushing attack and sharp passing by Roger Staubach spurred the Dallas Cowboys to a 24-3 victory over the Dolphins at Tulane Stadium. Duane Thomas pranced 95 yards on 19 carries, fullback Walt Garrison added 74 yards on 14 carries and Staubach passed twice for touchdowns to Lance Alworth and Mike Ditka. Staubach, who was sacked twice in the first quarter, bounced back to complete 12 of 19 passes, and he scrambled from the Dolphin pass rush five times. The Dolphins were frustrated all day; in the first quarter, Larry Csonka lost a fumble and Bob Griese was chased by tackle Bob Lilly for a 29-yard loss. Griese also fumbled away a snap at the Dallas 16 in the fourth period. Although it was an intriguing 10-3 at halftime, the Cowboys marched 71 yards in eight plays after the kickoff, and Thomas swept three yards for the TD.

DALLAS	3	7	7	7	-	24
MIAMI	0	3	0	0	-	3

D – Alworth, 7 pass from Staubach (Clark kick)	10/76	2-13:45
M – FG Yepremian 31	5/44	2-14:56
D – D. Thomas, 3 run (Clark Kick)	8/71	3- 5:17
D – Ditka, 7 pass from Staubach (Clark kick)	3/9	4- 3:18

ATT. – 80,591

	Dallas	Miami
First Downs Total-Rush.-Pass.-Pen.	23-15-8-0	10-3-7-0
Total Yards-Plays-Average	352-69-5.1	185-44-4.2
Rushes-Yards-Average	48-252-5.3	20-80-4.0
Net Yards Passing-Times Thrown-Yards Lost	100-2-19	105-1-29
Passes Attempted-Completed-Intercepted	19-12-0	23-12-1
Punts/Number-Average	5-37.2	5-40.0
Penalties/Number-Yards	3-15	0-0
Fumbles/Number-Lost	1-1	2-2

INDIVIDUAL STATISTICS

RUSHING – Miami: Csonka 9-40; Kiick 10-40; Griese 1-0.

Dallas: Thomas 19-95, 1 TD; Garrison 14-74; Hill 7-25; Staubach 5-18; Ditka 1-17; Hayes 1-16; Reeves 1-7.

PASSING – Miami: Griese 23-12-1, 134 yards, 0 TDs.

Dallas: Staubach 19-12-0, 119 yards, 2 TDs.

RECEIVING – Miami: Warfield 4-39; Kiick 3-21; Csonka 2-18; Fleming 1-27; Twilley 1-20; Mandich 1-9.

Dallas: Thomas 3-17; Alworth 2-28, 1 TD; Ditka 2-28, 1 TD; Hayes 2-23; Garrison 2-11; Hill 1-12.

INTERCEPTIONS – Miami: None

Dallas: Howley 1-14.

SACKS – Miami: Fernandez 1; Riley 1.

Dallas: Lilly 1.

MISSED FIELD GOALS – Miami: Yepremian 49(S).

Dallas: None.

1972 AFC PLAYOFF

DOLPHINS 20, BROWNS 14
December 24, 1972

Orange Bowl
Miami, FL

On the ropes in the fourth quarter after an unprecedented 14 victories, the Dolphins responded to a poised Earl Morrall and drove 80 yards for a touchdown with 4:56 to play for a 20-14 victory over the Cleveland Browns. Morrall, the NFL's leading passer after replacing the injured Bob Griese 10 weeks earlier, had completed only four passes for 38 yards. But he threw 15 and 35 yards to Paul Warfield, reaching the Browns 20, and a pass interference call against linebacker Billy Andrews put

the ball at the eight. Halfback Jim Kiick then bulled eight yards up the middle on a trap for the winning points. The triumph was sealed with a minute to play when Dolphin linebacker Doug Swift intercepted Cleveland QB Mike Phipps at the Dolphin 20. Despite stealing five of Phipps' passes, the Dolphins were stung by a 27-yard TD pass to Fair Hooker and trailed 14-13 with 8:11 to play.

CLEVELAND	0	0	7	7	-	14
MIAMI	10	0	0	10	-	20

M - Babb, 5 recovery of blocked punt (Yepremian kick)		1- 5:28
M - FG Yepremian 40	11/51	1-12:30
C - Phipps, 5 run (Cockroft kick)	5/44	3- 7:22
M - FG Yepremian 46	8/32	4- 1:28
C - Hooker, 27 pass from Phipps (Cockroft kick)	11/90	4- 6:49
M - Kiick, 8 run (Yepremian kick)	6/80	4-10:06

ATT. - 78,196

	Cleveland	Miami
First Downs Total-Rush.-Pass.-Pen.	15-9-6-2	17-11-4-2
Total Yards-Plays-Average	283-57-5.0	272-64-4.3
Rushes-Yards-Average	32-165-5.2	47-198-4.2
Net Yards Passing-Times Thrown-Yards Lost	118-2-13	74-4-14
Passes Attempted-Completed-Intercepted	23-9-5	13-6-0
Punts/Number-Average	6-34.7	5-42.0
Penalties/Number-Yards	3-25	3-25
Fumbles/Number-Lost	2-0	2-2

INDIVIDUAL STATISTICS

RUSHING - Miami: Morris 15-72; Kiick 14-50, 1 TD; Warfield 2-41; Csonka 12-32; Morrall 4-3.

Cleveland: Scott 16-94; Phipps 8-47, 1 TD; Brown 4-13; Kelly 4-11.

PASSING - Miami: Morrall 13-6-0, 88 yards, 0 TDs.

Cleveland: Phipps 23-9-5, 131 yards, 1 TD.

RECEIVING - Miami: Twilley 3-33; Warfield 2-50; Kiick 1-5.

Cleveland: B. Scott 4-30; Hooker 3-53, 1 TD; Kelly 1-27; Morin 1-21.

INTERCEPTIONS - Miami: Swift 2-12; Anderson 2-12; Johnson 1-33.

Cleveland: None.

SACKS - Miami: Fernandez 1; Stanfill 1.

Cleveland: Roman 2; Sherk 1; Johnson 1.

MISSSED FIELD GOAL - Miami: Yepremian 46(S), 53(S).

Cleveland: None.

1972 AFC CHAMPIONSHIP

DOLPHINS 21, STEELERS 17

December 31, 1972

Three Rivers Stadium

Pittsburgh, PA

Quarterback Bob Griese, playing 11 weeks after he had broken his right leg, ignited a third-quarter touchdown drive with a 52-yard pass to Paul Warfield, and the Dolphins overtook the Pittsburgh Steelers, 21-17, in unusually warm 63-degree weather. Griese was given the nod in the second half after Earl Morrall had flipped a nine-yard touchdown pass to Larry Csonka for a 7-7 halftime deadlock. Punter Larry Seiple broke loose on a daring 37-yard run on fourth down to set up that TD. Trailing 10-7, Griese directed TD drives of 80 and 49 yards with Jim Kiick blasting two and three yards for the scores. Steeler quarterback Terry Bradshaw, who closed the gap with four straight completions on a 71-yard TD drive, was intercepted by Nick Buoniconti at midfield with 2½ minutes to play. In addition to Seiple's dash, the Dolphins converted fourth-down situations on both Griese-led drives.

MIAMI	0	7	7	7	-	21
PITTSBURGH	7	0	3	7	-	17

P - Mullins, recovery of Bradshaw fumble (Gerela kick)	10/48	1-10:45
M - Csonka, 9 pass from Morrall (Yepremian kick)	9/80	2- 3:03
P - FG Gerala 14	9/73	3- 4:04
M - Kiick, 2 run (Yepremian kick)	11/80	3-11:39
M - Kiick, 3 run (Yepremian kick)	11/49	4- 7:35
P - Young, 12 pass from Bradshaw (Gerela kick)	4/71	4- 9:39

ATT. - 50,350

	Miami	Pittsburgh
First Downs Total-Rush.-Pass.-Pen.	19-11-6-2	13-6-6-1
Total Yards-Plays-Average	314-65-4.8	250-48-5.2
Rushes-Yards-Average	49-193-3.9	26-128-4.9

	Miami	Pittsburgh
Net Yards Passing-Times Thrown-Yards Lost	121-0-0	122-2-15
Passes Attempted-Completed-Intercepted	16-10-1	20-10-2
Punts/Number-Average	4-35.5	4-51.3
Penalties/Number-Yards	2-19	4-30
Fumbles/Number-Lost	0-0	2-0

INDIVIDUAL STATISTICS

RUSHING – Miami: Morris 16-76; Csonka 24-68; Seiple 1-37; Kiick 8-12, 2 TDs.

Pittsburgh: Harris 16-76; Fuqua 8-47; Bradshaw 2-5.

PASSING – Miami: Morrall 11-7-1, 51 yards, 1 TD; Griesse 5-3-0, 70 yards, 0 TDs.

Pittsburgh: Bradshaw 10-5-2, 80 yards, 1 TD; Hanratty 10-5-0, 57 yards, 0 TDs.

RECEIVING – Miami: Fleming 5-50; Warfield 2-63; Csonka 1-9, 1 TD; Mandich 1-5; Morris 1-(-6).

Pittsburgh: Young 4-54, 1 TD; Shanklin 2-49; Harris 2-3; McMakin 1-22; Brown 1-9.

INTERCEPTIONS – Miami: Buoniconti 1-6; Kolen 1-5.

Pittsburgh: Edwards 1-28.

SACKS – Miami: Stanfill 1-5; Den Herder 0.5.

Pittsburgh: None.

MISSED FIELD GOALS – Miami: None.

Pittsburgh: Gerela 48(B).

SUPER BOWL VII

DOLPHINS 14, REDSKINS 7
January 14, 1973

Memorial Coliseum
Los Angeles, CA

"This is the ultimate," Coach Don Shula said quietly after his unbeaten Dolphins dominated the Washington Redskins, 14-7, to cap a perfect season. It was Shula's first Super Bowl triumph in three tries. A record Super Bowl paid crowd of 90,182 saw the Dolphins surge to a 14-0 halftime lead even as one touchdown was nullified by an offside penalty. Miami intercepted three of Bill Kilmer's passes, and Manny Fernandez scuttled the Redskin running game with 17 tackles. An original Dolphin, Howard Twilley, eluded cornerback Pat Fischer to snare a 28-yard touchdown pass from Bob Griesse in the first quarter. Griesse's 57-yard TD bomb to Paul Warfield was erased by the penalty, but a 32-yard interception return by linebacker Nick Buoniconti set up the Dolphins' second score. Safety Jake Scott thwarted Kilmer with an end zone interception and 55-yard runback. The Redskins finally scored on a bizarre 49-yard fumble recovery by Mike Bass after a blocked field goal and attempted pass by kicker Garo Yepremian. Scott was named MVP.

MIAMI	7	7	0	0	-	14
WASHINGTON	0	0	0	7	-	7

M – Twilley, 28 pass from Griesse (Yepremian kick)

6/63 1-14:59

M – Kiick, 1 run (Yepremian kick)

5/27 2-14:42

W – Bass, 49 fumble recovery (Knight kick)

4-12:53

ATT. – 85,462

	Miami	Washington
First Downs Total-Rush.-Pass.-Pen.	12-7-5-0	16-9-7-0
Total Yards-Plays-Average	253-50-5.1	228-66-3.5
Rushes-Yards-Average	37-184-5.0	36-141-3.9
Net Yards Passing-Times Thrown-Yards Lost	69-2-19	87-2-17
Passes Attempted-Completed-Intercepted	11-8-1	28-14-3
Punts/Number-Average	7-43.0	5-31.2
Penalties/Number-Yards	3-35	3-25
Fumbles/Number-Lost	2-1	1-0

INDIVIDUAL STATISTICS

RUSHING – Miami: Csonka 15-112; Kiick 12-38, 1 TD; Morris 10-34.

Washington: Brown 22-72; Harraway 10-37; Kilmer 2-18; C.Taylor 1-8; Smith 1-6.

PASSING – Miami: Griesse 11-8-1, 88 yards, 1 TD.

Washington: Kilmer 28-14-3, 104 yards, 0 TDs.

RECEIVING – Miami: Warfield 3-36; Kiick 2-6; Twilley 1-28, 1 TD; Mandich 1-19; Csonka 1-(-1).

Washington: Jefferson 5-50; Brown 5-26; C.Taylor 2-20; Smith 1-11; Harraway 1-(-3).

INTERCEPTIONS – Miami: Scott 2-63; Buoniconti 1-32.

Washington: Owens 1-0.

SACKS – Miami: Fernandez 1; Stanfill 1.

Washington: Talbert 1; Biggs 1.

MISSED FIELD GOALS – Miami: Yepremian 42(B).

Washington: Knight 32 (WR).

1973 AFC PLAYOFF

DOLPHINS 34, BENGALS 16
December 23, 1973

Orange Bowl
Miami, FL

A defense which had allowed only 15 touchdowns all season kept the Cincinnati Bengals out of the end zone while the Dolphins hammered 241 yards on the ground for a convincing 34-16 victory. Mercury Morris scooted 106 yards on 20 carries and Bob Griese completed 11 of 18 passes, including TDs of 13 yards to Paul Warfield and seven yards to Jim Mandich. Garo Yepremian converted long field goals of 50 and 46 yards in the second half to widen the winning margin. The Dolphins led 21-3 when a lapse just before halftime gave life to the Bengals. Safety Neal Craig intercepted Griese and returned it 45 yards for a score, and Horst Muhlmann booted field goals of 46 and 12 yards – the second coming after Morris fumbled a kickoff – to make it 21-16.

CINCINNATI	3	13	0	0	–	16
MIAMI	14	7	10	3	–	34

M – Warfield, 13 pass from Griese (Yepremian kick)	10/80	1- 5:23
C – FG Muhlmann 24	10/55	1- 9:22
M – Csonka, 1 run (Yepremian kick)	12/80	1-14:39
M – Morris, 4 run (Yepremian kick)	7/75	2- 7:23
C – Craig, 45 interception return (Muhlmann kick)		2-11:34
C – FG Muhlmann 46	6/29	2-14:52
C – FG Muhlmann 12	1/0	2-14:56
M – Mandich, 7 pass from Griese (Yepremian kick)	7/72	3- 5:18
M – FG Yepremian 50	7/16	3-10:12
M – FG Yepremian 46	8/32	4- 3:40

ATT. – 75,770

	Cincinnati	Miami
First Downs Total-Rush.-Pass.-Pen.	11-5-6-0	27-18-9-0
Total Yards-Plays-Average	194-50-3.9	400-71-5.6
Rushes-Yards-Average	20-97-4.9	52-241-4.6
Net Yards Passing-Times Thrown-Yards Lost	97-3-16	159-0-0
Passes Attempted-Completed-Intercepted	27-14-1	19-11-2
Punts/Number-Average	7-36.3	2-49.0
Penalties/Number-Yards	2-19	1-5
Fumbles/Number-Lost	0-0	2-1

INDIVIDUAL STATISTICS

RUSHING – Miami: Morris 20-106, 1 TD; Csonka 20-71, 1 TD; Kiick 10-51; Leigh 1-8; Nottingham 1-5. Cincinnati: Clark 7-40; Anderson 3-26; Johnson 2-17; Elliot 7-15; Curtis 1-(-1).

PASSING – Miami: Griese 18-11-1, 159 yards, 2 TDs; Briscoe 1-0-1, 0 yards, 0 TDs. Cincinnati: Anderson 27-14-1, 113 yards, 0 TDs.

RECEIVING – Miami: Warfield 4-95, 1 TD; Mandich 3-28, 1 TD; Kiick 3-19; Briscoe 1-17. Cincinnati: Elliott 9-53; Joiner 2-33; Clark 2-18; Curtis 1-9.

INTERCEPTIONS – Miami: Anderson 1-19.

Cincinnati: Craig 1-45, 1 TD; Casanova 1-0.

SACKS – Miami: Matheson 2; Stanfill 1.

Cincinnati: None.

MISSED FIELD GOALS – Miami: None.

Cincinnati: None.

1973 AFC CHAMPIONSHIP

DOLPHINS 27, RAIDERS 10
December 30, 1973

Orange Bowl
Miami, FL

A relentless running attack with Larry Csonka and Mercury Morris accounting for 203 of the 266 yards powered the Dolphins to a 27-10 triumph over the Oakland Raiders for a third straight American Conference title. Csonka, a 237-pound battering ram who had his third consecutive 1,000-yard season, scored three touchdowns with his 117 yards on 29 carries. The Dolphins covered 64 and 63 yards exclusively on the ground for a 14-0 halftime lead. Then as the Raiders battled within 17-10, Bob Griese directed ground assaults of 63 yards, culminating in a field goal, and 40 yards, ending in Csonka's third TD. Defensively, safety Dick Anderson forced a fourth-down fumble by Marv Hubbard at midfield, and the Dolphins took possession with a 20-10 lead and six minutes to play. Oakland had stopped Miami's 18-game winning streak, 12-7, three months earlier.

OAKLAND	0	0	10	0	–	10
MIAMI	7	7	3	10	–	27

M – Csonka, 11 run (Yepremian kick)	8/64	1- 5:13
M – Csonka, 2 run (Yepremian kick)	15/63	2-14:43

O – FG Blanda 21	11/63	3- 5:11
M – FG Yepremian 42	3/8	3- 7:33
O – Siani, 25 pass from Stabler (Blanda kick)	10/79	3-12:22
M – FG Yepremian 26	11/63	4- 5:18
M – Csonka, 2 run (Yepremian kick)	10/42	4-13:11

ATT. – 75,105

	Oakland	Miami
First Downs Total-Rush.-Pass.-Pen.	15-4-9-2	21-18-2-1
Total Yards-Plays-Average	236-49-4.8	292-60-4.9
Rushes-Yards-Average	26-107-4.1	53-266-5.0
Net Yards Passing-Times Thrown-Yards Lost	129-0-0	26-1-8
Passes Attempted-Completed-Intercepted	23-15-1	6-3-1
Punts/Number-Average	2-51.0	1-39.0
Penalties/Number-Yards	3-35	3-26
Fumbles/Number-Lost	1-0	1-0

INDIVIDUAL STATISTICS

RUSHING – Miami: Csonka 29-117, 3 TDs; Morris 14-86; Griese 3-39; Kiick 6-12; Nottingham 1-12.
Oakland: Hubbard 10-54; C. Smith 10-35; Davis 4-15; Banaszak 2-3.

PASSING – Miami: Griese 6-3-1, 34 yards, 0 TDs.

Oakland: Stabler 23-15-1, 129 yards, 1 TD.

RECEIVING – Miami: Warfield 1-27; Briscoe 1-6; Kiick 1-1.

Oakland: C. Smith 5-43; Siani 3-45, 1 TD; Biletnikoff 2-15; Hubbard 2-11; Moore 2-9; Davis 1-6.

INTERCEPTIONS – Miami: Matheson 1-29.

Oakland: Brown 1-0.

SACKS – Miami: None.

Oakland: Sistrunk 1.

MISSED FIELD GOALS – Miami: None.

Oakland: Blanda 41(WL).

SUPER BOWL VIII

DOLPHINS 24, VIKINGS 7
January 13, 1974

Rice Stadium
Houston, TX

Winning for the 32nd time in 34 games, the Dolphins repeated as Super Bowl champions and proved themselves "Best Ever" with a 24-7 rout of the Minnesota Vikings at Rice Stadium. There was no doubt from the beginning. The Dolphins swept 62 yards in 10 plays with the opening kickoff, scoring on Larry Csonka's five-yard smash. Minnesota punted, and the onslaught resumed with a 56-yard, 10-play Dolphin drive capped by Jim Kiick's one-yard plunge. It was 17-0 before the Vikings crossed their 40, and a fourth-down fumble by Minnesota's Oscar Reed was recovered by safety Jake Scott at the Dolphin six-yard line. A brilliant, diving catch by Paul Warfield netted 27 yards on a third-quarter TD drive that hiked the score to 24-0. Csonka finished with his best-ever total of 145 yards on 33 carries. The Dolphins rushed for 703 yards and outscored opponents 85-33 in the three-game playoff blitz. Csonka's yardage was a Super Bowl record and he was named MVP.

MINNESOTA	0	0	0	7	–	7
MIAMI	14	3	7	0	–	24

MI – Csonka, 5 run (Yepremian kick)	10/62	1- 9:33
MI – Kiick, 1 run (Yepremian kick)	10/56	1-13:38
MI – FG Yepremian 28	7/44	2- 8:58
MI – Csonka, 2 run (Yepremian kick)	7/43	3- 6:16
MN – Tarkenton, 4 run (Cox kick)	10/57	4- 1:35

ATT. – 68,142

	Minnesota	Miami
First Downs Total-Rush.-Pass.-Pen.	14-5-8-1	21-13-4-4
Total Yards-Plays-Average	238-54-4.4	259-61-4.2
Rushes-Yards-Average	24-72-3.0	53-196-3.7
Net Yards Passing-Times Thrown-Yards Lost	166-2-16	63-1-10
Passes Attempted-Completed-Intercepted	28-18-1	7-6-0
Punts/Number-Average	5-42.2	3-39.6
Penalties/Number-Yards	7-65	1-4
Fumbles/Number-Lost	2-1	0

INDIVIDUAL STATISTICS

RUSHING – Miami: Csonka 33-145, 2 TDs; Morris 11-34; Kiick 7-10, 1 TD; Griese 2-7.

Minnesota: Reed 11-32; Foreman 7-18; Tarkenton 4-17, 1 TD; Marinaro 1-3; B. Brown 1-2.

PASSING – Miami: Griese 7-6-0, 73 yards, 0 TDs.

Minnesota: Tarkenton 28-18-1, 182 yards, 0 TDs.

RECEIVING – Miami: Warfield 2-33; Mandich 2-21; Briscoe 2-19.

Minnesota: Foreman 5-27; Gilliam 4-44; Voight 3-46; Marinaro 2-39; B. Brown 1-9; Kingsriter 1-9; Lash 1-9; Reed 1-(-1).
INTERCEPTIONS – Miami: Johnson 1-10.
 Minnesota: None.
SACKS – Miami: Fernandez 1; Den Herder 1.
 Minnesota: Paige 1.
MISSED FIELD GOALS – Miami: None.
 Minnesota: None.

1974 AFC PLAYOFF

RAIDERS 28, DOLPHINS 26
 December 21, 1974

Oakland-Alameda County Coliseum
Oakland, CA

Oakland quarterback Ken Stabler, falling in the clutches of Vern Den Herder, unloaded a wobbly eight-yard pass that Clarence Davis wrestled from three defenders in the end zone, and the Raiders scored a stunning 28-26 victory over the defending champion Dolphins. Stabler, who had spent the last of his timeouts, appeared to have thrown an interception. But running back Davis clutched the football when bodies were untangled with 26 seconds remaining. It was the fourth TD pass for lefthander Stabler and his second "freak" score. Four minutes earlier Cliff Branch fell while catching a pass at the Dolphin 27, but defender Henry Stuckey also slipped, and Branch got up and escaped for a 72-yard TD. The Dolphins, trailing by two points, went ahead with 2:08 remaining as rookie Benny Malone broke two tackles on a 23-yard touchdown run along the sideline.

MIAMI	7	3	6	10	-	26
OAKLAND	0	7	7	14	-	28

M – N. Moore, 89 kickoff return (Yepremian kick)		1- 0:15
O – C. Smith, 31 pass from Stabler (Blanda kick)	7/78	2- 7:21
M – FG Yepremian 3	11/47	2-13:59
O – Biletnikoff, 13 pass from Stabler (Blanda kick)	9/60	3- 6:55
M – Warfield, 16 pass from Griese (kick failed)	5/65	3- 8:22
M – FG Yepremian 46	8/53	4- 3:10
O – Branch, 72 pass from Stabler (Blanda kick)	2/83	4-10:23
M – Malone, 23 run (Yepremian kick)	4/68	4-12:52
O – Davis, 8 pass from Stabler (Blanda kick)	8/68	4-14:34

ATT. – 52,817

	Miami	Oakland
First Downs/Total-Rush.-Pass.-Pen.	18-10-6-2	19-8-11-0
Total Yards-Plays-Average	294-57-5.2	411-64-6.4
Rushes-Yards-Average	41-213-5.2	32-135-4.2
Net Yards Passing-Times Thrown-Yards Lost	81-2-20	276-2-17
Passes Attempted-Completed-Intercepted	14-7-1	30-20-1
Punts/Number-Average	6-33.2	7-42.7
Penalties/Number-Yards	3-15	3-59
Fumbles/Number-Lost	0-0	0-0

INDIVIDUAL STATISTICS

RUSHING – Miami: Csonka 24-114; Malone 14-83, 1 TD; Griese 2-14; Kiick 1-2.
 Oakland: Davis 12-59; Hubbard 14-55; Banaszak 3-14; Stabler 3-7.
PASSING – Miami: Griese 14-7-1, 101 yards, 1 TD.
 Oakland: Stabler 30-20-1, 293 yards, 4 TDs.
RECEIVING – Miami: Warfield 3-47, 1 TD; N. Moore 2-40; Nottingham 1-9; Kiick 1-5.
 Oakland: Biletnikoff 8-122, 1 TD; Branch 3-84, 1 TD; Moore 3-22; C. Smith 2-35, 1 TD; C. Davis 2-16, 1 TD; Hubbard 1-9; Pitts 1-5.
INTERCEPTIONS – Miami: Anderson 1-14.
 Oakland: Villapiano 1-5.
SACKS – Miami: Den Herder 1; Fernandez 1.
 Oakland: Sistrunk 1; Jones 1.
MISSED FIELD GOALS – Miami: None.
 Oakland: None.

1978 AFC WILD-CARD PLAYOFF

OILERS 17, DOLPHINS 9
 December 24, 1978

Orange Bowl
Miami, FL

The Houston Oilers amassed a 455-209 margin in total yardage, and aided by five Dolphin turnovers, gained a 17-9 victory in a battle of AFC wild-card entries at the Orange Bowl. Toni Fritsch kicked a 35-yard field goal with 7:25 remaining to snap a 7-7 tie that existed since the first quarter. An interception by linebacker Greg Bingham led to a clinching 50-yard touchdown drive capped by Earl Campbell's one-yard dive with 1:55 to go. Campbell, the NFL rushing leader with 1,450 yards

as a rookie, had been checked for only 16 yards on 13 carries in the first half. Dolphin quarterback Bob Griese, playing with very sore ribs, connected with tight end Andre Tillman for a 13-yard TD after Earnie Rhone had recovered a fumbled punt at the Houston 21. But Griese completed only 13 of 28 passes. Twice the Dolphins lost the ball inside the Oiler 10-yard line when the game was tied. Houston's Dan Pastorini wore a flak jacket to protect three broken ribs, and he passed for 261 of his 306-yard total in the first half.

HOUSTON	7	0	0	10	-	17
MIAMI	7	0	0	2	-	9

M - Tillman, 13 pass from Griese (Yepremian kick)	2/21	1- 9:58
H - Wilson, 13 pass from Pastorini (Fritsch kick)	10/71	1-14:57
H - FG Fritsch 35	10/53	4- 7:35
H - Campbell, 1 run (Fritsch kick)	10/50	4-13:05
M - Safety, Pastorini runs out of end zone		4-14:49

ATT. - 70,036

	Houston	Miami
First Downs/Total-Rush.-Pass.-Pen.	23-9-14-0	14-6-7-1
Total Yards-Plays-Average	455-77-5.9	209-57-3.7
Rushes-Yards-Average	45-165-3.7	25-91-3.6
Net Yards Passing-Times Thrown-Yards Lost	290-2-16	118-2-19
Passes Attempted-completed-Intercepted	30-20-0	30-12-3
Punts/Number-Average	5-44-0	5-48.6
Penalties/Number-Yards	5-37	1-5
Fumbles/Number-Lost	3-1	2-2

INDIVIDUAL STATISTICS

RUSHING - Miami: L. Harris 9-43; Williams 13-41; N. Moore 1-7; Bulaich 2-0.
Houston: Campbell 26-84, 1 TD; Wilson 14-76; Poole 1-12; Coleman 1-2; Pastorini 3-(-9).
PASSING - Miami: Griese 28-11-2, 114 yards, 1 TD; Strock 2-1-1 , 23 yards, 0 TDs.
Houston: Pastorini 29-20-0, 306 yards, 1 TD; Barber 1-0-0, 0 yards, 0 TDs.
RECEIVING - Miami: D. Harris 4-42; N. Moore 2-28; Tillman 2-24, 1 TD; Bulaich 2-14; L. Harris 1-21; Williams 1-8.
Houston: Burrough 6-103; Wilson 5-40, 1 TD; Barber 4-112; Woods 2-22; Campbell 1-13; Caster 1-11; Coleman 1-5.
INTERCEPTIONS - Miami: None.
Houston: Bingham 1-4, Reinfeldt 1-0, Sternick 1-0.
SACKS - Miami: Bokamper 2.
Houston: Washington 1; Bethea 1.
MISSED FIELD GOALS - Miami: Yepremian 38(WL).
Houston: Fritsch 28(B).

1979 AFC PLAYOFF

STEELERS 34, DOLPHINS 14 **Three Rivers Stadium**
December 30, 1979 **Pittsburgh, PA**

Launching a drive to their fourth Super Bowl title in six years, the Pittsburgh Steelers scored touchdowns on their first three possessions and coasted to a 34-14 victory at Three Rivers Stadium. Miami managed only 25 yards rushing against the Steel Curtain and was stopped twice in the second quarter after achieving a first down inside the Steeler 10-yard line. The Dolphins got as close as 20-7 with a seven-yard TD pass from Bob Griese to Duriel Harris in the third period, but Pittsburgh responded with a 69-yard TD drive. The Steelers marched 62, 62 and 56 yards for their first-quarter scores when quarterback Terry Bradshaw completed 8 of 10 passes, including touchdowns to John Stallworth and Lynn Swann, who was standing alone in the end zone. Don Strock directed a 13-play, 76-yard TD drive after relieving Griese in the fourth quarter

MIAMI	0	0	7	7	-	14
PITTSBURGH	20	0	7	7	-	34

P - Thornton, 1 run (Bahr kick)	13/62	1- 7:02
P - Stallworth, 17 pass from Bradshaw (kick blocked)	9/62	1-11:03
P - Swann, 20 pass from Bradshaw (Bahr kick)	6/56	1-14:09
M - Harris, 7 pass from Griese (von Schamann kick)	2/11	3- 3:55
P - Bleier, 1 run (Bahr kick)	12/69	3- 8:58
P - Harris, 5 run (Bahr kick)	9/43	4- 5:56
M - Csonka, 1 run (von Schamann kick)	13/76	4-11:53

ATT. - 50,214

	Miami	Pittsburgh
First Downs Total-Rush.-Pass.-Pen.	16-2-11-3	27-14-12-1
Total Yards-Plays-Average	249-65-3.8	379-72-5.3

	Miami	Pittsburgh
Rushes-Yards-Average	22-25-1.1	40-159-3.9
Net Yards Passing-Times Thrown-Yards Lost	224-3-19	220-1-10
Passes Attempted-Completed-Intercepted	40-22-2	31-21-0
Punts/Number-Average	4-36.3	2-29.5
Penalties Number-Yards	4-35	8-41
Fumbles/Number-Lost	0-0	3-3

INDIVIDUAL STATISTICS

RUSHING – Miami: Csonka 10-20, 1 TD; Davis 2-12; Griese 1-1; Williams 8-1; Roberts 1-(-9).
Pittsburgh: Harris 21-83, 1 TD; Thornton 12-52, 1 TD; Hawthorne 2-15; Bleier 4-13, 1 TD; Anderson 1-(-4).
PASSING – Miami: Griese 26-14-1, 118 yards, 1 TD; Strock 14-8-1, 125 yards, 0 TDs.
Pittsburgh: Bradshaw 31-21-0, 230 yards, 2 TDs.
RECEIVING – Miami: Williams 6-26; Moore 5-93; Harris 3-61, 1 TD; Nathan 3-27; Davis 2-24; Hardy 2-12; Torrey 1-0.
Pittsburgh: Stallworth 6-86, 1 TD; Harris 5-32; Smith 4-41; Swann 3-37, 1 TD; Thornton 3-34.
INTERCEPTIONS – Miami: None.
Pittsburgh: Winston 1-3; Woodruff 1-0.
SACKS – Miami: Barisich 0.5; Den Herder 0.5.
Pittsburgh: Dunn 1.5; Greene 1; Lambert 0.5.
MISSED FIELD GOALS – Miami: None.
Pittsburgh: None.

1981 AFC PLAYOFF

CHARGERS 41, DOLPHINS 38 (OT)
January 2, 1982

Orange Bowl
Miami, FL

A record-setting showcase of the passing game resulted in NFL playoff marks for most points (79), most total yards (1,036) and most drama as the San Diego Chargers outlasted the Dolphins 41-38 in overtime. "The Miracle That Died" was the Miami Herald headline after the Dolphins rallied behind reserve quarterback Don Strock to overcome a 24-point deficit. The Pro Football Hall of Fame voted the contest as the "NFL's Game of the '80s." Strock completed 29 of 43 passes for 403 yards and four touchdowns, spurring the Dolphins to a 38-31 lead. A 12-yard sweep by Tony Nathan on the first play of the fourth quarter put the Dolphins on top. But Charger quarterback Dan Fouts, who passed for an NFL record 4,802 yards during the season, led an 82-yard drive capped by a 9-yard pass to James Brooks to tie the game with 58 seconds remaining. Five players had more than 100 yards in receptions, topped by Charger tight end Kellen Winslow with 13 catches for 166 yards. Fouts, who finished with 433 yards on 33 of 53 marksmanship, hooked up with Charlie Joiner for 39 yards to the Dolphin 10-yard line. Rolf Benirschke then kicked a 29-yard field goal to end the struggle after 13:52 of overtime. Benirschke had missed a 27-yard attempt eight minutes earlier, and Miami's Uwe von Schamann had two attempts blocked – a 43-yarder on the last play of regulation and a 35-yarder after 11:27 of overtime. It was the first game in NFL history in which two quarterbacks passed for more than 400 yards.

SAN DIEGO	24	0	7	7	3	–	41
MIAMI	0	17	14	7	0	–	38

SD – FG Benirschke 32	9/64	1- 5:11
SD – Chandler, 56 punt return (Benirschke kick)		1- 7:36
SD – Muncie, 1 run (Benirschke kick)	7/29	1-11:02
SD – Brooks, 8 pass from Fouts (Benirschke kick)	3/11	1-13:29
M – FG von Schamann 34	10/63	2- 6:29
M – Rose, 1 pass from Strock (von Schamann kick)	7/39	2-12:15
M – Nathan, 25 run after lateral from Harris who caught 15 pass from Strock (von Schamann kick)	4/63	2-15:00
M – Rose, 15 pass from Strock (von Schamann kick)	8/74	3- 4:10
SD – Winslow, 25 pass from Fouts (Benirschke kick)	6/60	3-10:45
M – Hardy, 50 pass from Strock (von Schamann kick)	6/83	3-13:32
M – Nathan, 12 run (von Schamann kick)	2/15	4- 0:07
SD – Brooks, 9 pass from Fouts (Benirschke kick)	10/82	4-14:02
SD – FG Benirschke 29	6/74	OT-13:52

ATT. – 73,735

	San Diego	Miami
First Downs Total-Rush.-Pass.-Pen.	34-10-21-3	25-3-21-1
Total Yards-Plays-Average	564-85-6.6	472-79-6.0
Rushes-Yards-Average	29-149-5.1	28-78-2.8
Net Yards Passing-Times Thrown-Yards Lost	415-2-18	394-3-29
Passes Attempted-Completed-Intercepted	54-33-1	48-31-2
Punts/Number-Average	4-40.3	5-42.0
Penalties/Number-Yards	9-55	7-50
Fumbles/Number-Lost	3-3	2-1

INDIVIDUAL STATISTICS

RUSHING – Miami: Nathan 14-48, 1 TD; Woodley 1-10; Hill 3-8; Vigorito 1-6; Franklin 9-6.

San Diego: Muncie 24-120, 1 TD; Brooks 3-19; Fouts 2-10.

PASSING – Miami: Strock 43-29-1, 403 yards, 4 TDs; Woodley 5-2-1, 20 yards, 0 TDs.

San Diego: Fouts 53-33-1, 433 yards, 3 TDs; Muncie 1-0-0, 0 yards, 0 TDs.

RECEIVING – Miami: Nathan 9-114, 1 TD; Harris 6-106; Hardy 5-89, 1 TD; Rose 4-37, 2 TDs; Cefalo 3-62; Vigorito 2-12; Hill 2-3.

San Diego: Winslow 13-166, 1 TD; Joiner 7-108; Chandler 6-106; Brooks 4-31, 2 TDs; Muncie 2-5; Scales 1-17.

INTERCEPTIONS – Miami: L. Blackwood 1-8.

San Diego: Edwards 1-35; Buchanan 1-0.

SACKS – Miami: Bokamper 2.

San Diego: Johnson 2; Jones 1.

MISSED FIELD GOALS – Miami: von Schamann 43(S), 34(B).

San Diego: Benirschke 55(WR), 27(WL).

1982 AFC PLAYOFF (first round)

DOLPHINS 28, PATRIOTS 13

January 8, 1983

Orange Bowl
Miami, FL

For the first time in nine years, the Miami Dolphins won a playoff game, defeating the New England Patriots 28-13. Dolphin QB David Woodley had one of his finest games, completing 16 of 19 passes for 246 yards and two TDs. He was a perfect 8-8 in the second half. The Dolphins had not experienced a playoff win since January 13, 1974, when they downed Minnesota in Super Bowl VIII. The Dolphins took command in the second quarter, putting together back-to-back TD drives of 76 and 79 yards that turned a 3-0 deficit into a 14-3 halftime advantage. The four Miami TDs came on a pair of two-yard passes from David Woodley to tight end Bruce Hardy, a one-yard run by Andra Franklin and Woody Bennett's two-yard burst up the middle. Franklin finished with 112 yards on 26 carries, but lost the ball three times on fumbles. Two of those fumbles resulted in John Smith field goals of 23 and 42 yards for New England.

NEW ENGLAND	0	3	3	7	-	13
MIAMI	0	14	7	7	-	28

NE – FG Smith 23	8/24	2- 3:07
M – Hardy, 2 pass from Woodley (von Schamann kick)	9/76	2- 8:24
M – Franklin, 1 run (von Schamann kick)	9/79	2-12:52
NE – FG Smith 42	8/38	3- 7:56
M – Bennett, 2 run (von Schamann kick)	11/74	3-13:59
M – Hardy, 2 pass from Woodley (von Schamann kick)	8/62	4- 6:05
NE – Hasselbeck, 22 pass from Grogan (Smith kick)	6/80	4- 9:38

ATT. - 68,842

	New England	Miami
First Downs/Total-Rush.-Pass.-Pen.	14-6-8-0	27-12-14-1
Total Yards-Plays-Average	237-52-4.6	448-66-6.8
Rushes-Yards-Average	18-77-4.3	45-214-4.8
Net Yards Passing-Times Thrown-Yards Lost	160-4-29	234-2-12
Passes Attempted-Completed-Intercepted	30-16-2	19-16-0
Punts/Number-Average	5-43.6	1-51.0
Penalties/Number-Yards	4-27	2-15
Fumbles/Number-Lost	1-1	3-3

INDIVIDUAL STATISTICS

RUSHING – Miami: Franklin 26-112, 1 TD; Nathan 12-71; Woodley 1-16; Bennett 5-10, 1 TD; Vigorito 1-5.

New England: van Eeghen 9-40; Collins 7-35; Tatupu 1-4; Morgan 1-(-2).

PASSING – Miami: Woodley 19-16-0, 246 yards, 2 TDs.

New England: Grogan 30-16-2, 189 yards, 1 TD.

RECEIVING – Miami: Nathan 5-68; Hardy 3-23, 2 TDs; Rose 2-47; Vigorito 2-40; Cefalo 2-27; Harris 1-36; Diana 1-5.

New England: Hasselbeck 7-87, 1 TD; Dawson 4-49; Collins 1-17; Toler 1-16; Brown 1-8; Johnson 1-7; van Eeghen 1-5.

INTERCEPTIONS – Miami: McNeal 1-16; Small 1-0.

New England: None.

SACKS – Miami: Rhone 1, Bokamper 1; Baumhower 1; Duhe 1.

New England: Owens 2.

MISSED FIELD GOALS – Miami: von Schamann 52(WR).

New England: None.

1982 AFC PLAYOFF (second round)

DOLPHINS 34, CHARGERS 13
January 16, 1983

Orange Bowl
Miami, FL

The Dolphins choked off the famed Charger offense and won 34-13. The Dolphin defense stopped the San Diego offense, holding it to a total of 247 yards – 203 yards below its league-leading average - while holding the Chargers scoreless in the second half. Dolphin defenders intercepted QB Dan Fouts five times, sacked him three times and held the Chargers to 15 completions for 191 yards – their lowest output since a January, 1982, playoff game in the ice at Cincinnati. The Dolphin offense kept Fouts and Company on the sideline by utilizing ball control that produced 80 plays to San Diego's 54 and an overwhelming time of possession advantage; the Dolphins had the ball for 40:46 to the Chargers' 19:14. Dolphin QB David Woodley guided his team to a 214-yard ground attack while connecting on 17-22 passes for 195 yards and two TDs. Woodley opened the scoring with a three-yard pass to Nat Moore in the first quarter and made it 14-0 by directing Miami 89 yards on 13 plays. Charger kickoff returner Hank Bauer fumbled a kickoff which was recovered by Uwe von Schamann at the Charger 23-yard line. Seven plays later, Woodley hit tight end Ronnie Lee on a six-yard look-in pass for the score. On the next kickoff, Dolphin rookie Rich Diana recovered a fumble by the Chargers' James Brooks, but this time Miami had to settle for a 29-yard von Schamann field goal. The Chargers scored two late TDs, one on a 28-yard pass from Fouts to Charlie Joiner and the other on Chuck Muncie's one-yard dive that ended the San Diego scoring. Von Schamann added a second field goal shortly before the end of the first half and Woodley scored on a seven-yard QB draw early in the fourth quarter.

SAN DIEGO	0	13	0	0	-	13
MIAMI	7	20	0	7	-	34

M – Moore, 3 pass from Woodley (von Schamann kick)	5/26	1- 6:52
M – Franklin, 3 run (von Schamann kick)	13/89	2- 1:28
M – Lee, 6 pass from Woodley (von Schamann kick)	7/23	2- 4:31
M – FG von Schamann 24	7/30	2- 7:15
SD – Joiner, 28 pass from Fouts (kick failed)	3/28	2-11:14
M – FG von Schamann 23	7/70	2-13:55
SD – Muncie, 1 run (Benirschke kick)	5/76	2-14:38
M – Woodley, 7 run (von Schamann kick)	8/62	4- 0:42

ATT. – 71,383

	San Diego	Miami
First Downs/Total-Rush.-Pass.-Pen.	17-5-9-3	29-15-11-3
Total Yards-Plays-Average	247-54-4.6	413-80-5.2
Rushes-Yards-Average	17-79-4.6	56-214-3.8
Net Yards Passing-Times Thrown-Yards Lost	168-3-23	199-1-16
Passes Attempted-Completed-Intercepted	34-15-5	23-18-1
Punts/Number-Average	4-41.3	3-40.3
Penalties/Number-Yards	7-62	6-70
Fumbles/Number-Lost	3-2	2-1

INDIVIDUAL STATISTICS

RUSHING – Miami: Franklin 23-96, 1 TD; Nathan 19-83; Woodley 3-14, 1 TD; Bennett 7-14; Orosz 1-11; Vigorito 1-2; Jensen 2-(-6).
San Diego: Muncie 11-62, 1 TD; Brooks 3-9; Fouts 2-3; Capelletti 1-5.

PASSING – Miami: Woodley 22-17-1, 195 yards, 2 TDs; Nathan 1-1-0, 20 yards, 0 TDs.
San Diego: Fouts 34-15-5, 191 yards, 1 TD.

RECEIVING – Miami: Nathan 8-55; Hardy 3-45; Cefalo 2-69; Vigorito 2-22; Harris 1-15; Lee 1-6, 1 TD; Moore 1-3, 1 TD.
San Diego: Muncie 6-53; Chandler 2-38; Brooks 2-25; Sievers 2-21; Joiner 1-28, 1 TD; Winslow 1-18; Holohan 1-8.

INTERCEPTIONS – Miami: G. Blackwood 2-19; McNeal 1-20; Small 1-16; L. Blackwood 1-(-1).
San Diego: Fox 1-18.

SACKS – Miami: Duhe 2; Bokamper 1.
San Diego: Ferguson 1.

MISSED FIELD GOALS – Miami: None.
San Diego: None.

1982 AFC CHAMPIONSHIP

DOLPHINS 14, JETS 0
January 23, 1983

Orange Bowl
Miami, FL

For the third time in as many games in 1982, the Miami Dolphins defeated the New York Jets, this time on a rainy, mud-soaked Orange Bowl field. The Dolphins set an AFC Championship Game record by holding the Jets to 139 total yards. A.J. Duhe set an AFC playoff record with three

interceptions, including one he returned for a 35-yard TD. The Dolphins set an NFL record by being the first team to have defeated the same team three times in a season – two times during the regular season and once in a playoff game. On nine occasions since the AFL-NFL merger, teams had met three times in a season – but no team had won all three games. Before a crowd of 67,396, the Dolphins' Woody Bennett rumbled seven yards up the middle to score the only points the Dolphins would need. That came in the third quarter after the teams had trudged through a scoreless first half on the soggy Prescription Athletic Turf.

N.Y. JETS	0	0	0	0	–	0
MIAMI	0	0	7	7	–	14

M – Bennett, 7 run (von Schamann kick) 7/48 3- 2:05
M – Duhe, 35 interception return (von Schamann kick) 4- 2:08

ATT. – 67,396

	N.Y. Jets	Miami
First Downs Total-Rush.-Pass.-Pen.	10-2-6-2	13-7-5-1
Total Yards-Plays-Average	139-65-2.1	198-66-3.0
Rushes-Yards-Average	24-62-2.6	41-138-3.4
Net Yards Passing-Times Thrown-Yards Lost	77-4-26	60-4-27
Passes Attempted-Completed-Intercepted	37-15-5	21-9-3
Punts/Number-Average	10-35.7	10-33.3
Penalties/Number-Yards	6-42	3-15
Fumbles/Number-Lost	1-0	3-1

INDIVIDUAL STATISTICS

RUSHING – Miami: Woodley 8-46; Franklin 13-44; Nathan 7-24; Bennett 13-24, 1 TD.
N.Y. Jets: McNeil 17-46; Todd 4-10; Augustyniak 2-5; Dierking 1-1.
PASSING – Miami: Woodley 21-9-3, 87 yards, 0 TDs.
N.Y. Jets: Todd 37-15-5, 103 yards, 0 TDs.
RECEIVING – Miami: Vigorito 3-29; Harris 2-28; Nathan 2-4; Rose 1-20; Lee 1-6.
N.Y. Jets: Harper 4-14; Jones 3-35; Barkum 2-20; Augustyniak 2-12; McNeil 1-9; Gaffney 1-7; Dierking 1-6; Walker 1-0.
INTERCEPTIONS – Miami: Duhe 3-36, 1 TD; Small 1-8; G. Blackwood 1-4.
N.Y. Jets: Schroy 2-1; Buttle 1-0.
SACKS – Miami: Bokamper 2, Brudzinski 1, Baumhower 1.
N.Y. Jets: Gastineau 2, Lyons 1, Neil 1.
MISSED FIELD GOALS – Miami: None.
N.Y. Jets: None.

SUPER BOWL XVII

REDSKINS 27, DOLPHINS 17
January 30, 1983

Rose Bowl
Pasadena, CA

The Washington Redskins, behind the power running of John Riggins, came from behind to win Super Bowl XVII in the famed Rose Bowl, beating Miami 27-17. Before the second-largest crowd for a Super Bowl – 103,667 fans – the Redskins took the lead for the first time with a little more than 10 minutes left on the clock. The game was marked by a Super Bowl record performance by Fulton Walker, who returned four kickoffs 190 yards, including a 98-yard TD that gave Miami a 17-10 halftime lead. It was the first kickoff returned for a TD in Super Bowl history and the longest kickoff return in playoff history. Riggins ran up 166 yards on 38 carries, both Super Bowl records. On a short-yardage play – fourth-and-one from the Redskin 43 with 10:01 to play – Riggins broke a tackle and scored on a 43-yard run. Riggins accounted for 181 total yards, five more yards than the entire Miami offense could manage in the game. In the first quarter, Miami jumped to a quick lead with a 76-yard David Woodley to Jimmy Cefalo pass for a TD.

MIAMI	7	10	0	0	–	17
WASHINGTON	0	10	3	14	–	27

M – Cefalo, 76 pass from Woodley (von Schamann kick) 2/80 1- 6:49
W – FG Moseley 31 7/32 2- 0:21
M – FG von Schamann 20 13/50 2- 9 :00
W – Garrett, 4 pass from Theismann (Moseley kick) 11/80 2-13:09
M – Walker, 98 kickoff return (von Schamann kick) 2-13:22
W – FG Moseley 20 6/61 3- 6:51
W – Riggins, 43 run (Moseley kick) 4/52 4- 4:59
W – Brown, 6 pass from Theismann (Moseley kick) 12/41 4-13:05

ATT. – 103,667

	Miami	Washington
First Downs Total-Rush.-Pass.-Pen.	9-7-2-0	24-14-9-1

	Miami	Washington
Total Yards-Plays-Average	176-47-3.7	400-78-5.1
Rushes-Yards-Average	29-96-3.3	52-276-5.3
Net Yards Passing-Times Thrown-Yards Lost	80-1-17	124-3-19
Passes Attempted-Completed-Intercepted	17-4-1	23-15-2
Punts/Number-Average	6-37.8	4-42.0
Penalties/Number-Yards	4-55	5-36
Fumbles/Number-Lost	2-1	0-0

INDIVIDUAL STATISTICS

RUSHING – Miami: Franklin 16-49; Nathan 7-26; Woodley 4-16; Vigorito 1-4; Harris 1-1.
Washington: Riggins 38-166, 1 TD; Garrett 1-44; Harmon 9-40; Theismann 3-20; Walker 1-6.
PASSING – Miami: Woodley 14-4-1, 97 yards, 1 TD; Strock 3-0-0, 0 yards, 0 TDs.
Washington: Theismann 23-15-2, 143 yards, 2 TDs.
RECEIVING – Miami: Cefalo 2-82, 1 TD; Harris 2-15.
Washington: Brown 6-60, 1 TD; Warren 5-28; Garrett 2-13, 1 TD; Walker 1-27; Riggins 1-15.
INTERCEPTIONS – Miami: Duhe 1-0; L. Blackwood 1-0.
Washington: Murphy 1-0.
SACKS – Miami: Baumhower 1; Gordon 1; Rhone 1.
Washington: Manley 1.
MISSED FIELD GOALS – Miami: None.
Washington: None.

1983 AFC PLAYOFF

SEAHAWKS 27, DOLPHINS 20 December 31, 1983

Orange Bowl Miami, FL

The Miami Dolphins saw their season end on a sour note as they lost a 27-20 decision to the Seattle Seahawks in the first round of the AFC playoffs. Before 71,032 fans in the Orange Bowl, Dolphin rookie quarterback Dan Marino returned from his December 4 knee injury. On their second possession, the Dolphins launched a 12-play, 80-yard drive ending with a 19-yard TD pass from Marino to tight end Dan Johnson (PAT missed). A 59-yard return by Zachary Dixon on the ensuing kickoff led to a six-yard scoring toss from Seattle's Dave Krieg to Cullen Bryant with the extra point, giving the Seahawks a one point lead. Miami immediately retaliated, using a 17-yard Marino to Mark Duper hook-up to pave the way for a 32-yard circus catch by Duper for the touchdown. Early in the third quarter, a David Overstreet fumble in Seattle territory set the Seahawks up for a 55-yard TD march featuring a 28-yard completion from Krieg to Paul Johns, and culminating in a one-yard run by Curt Warner. Norm Johnson's 27-yard field goal early in the fourth quarter gave Seattle a 17-13 lead. The Dolphins managed to regain the lead at 20-17 following a Gerald Small interception (18-yard return) and Woody Bennett's two-yard run with only 3:43 remaining. However, the lead was shortlived as the Seahawks came right back to score on Warner's short run following a pair of Krieg to Steve Largent completions for a total of 56 yards. Miami's Fulton Walker then fumbled the Seattle kickoff, thus leading to a 37-yard Johnson field goal. Another Walker kickoff fumble iced the game for the Seahawks, who were participating in the playoffs for the first time in their eight-year history.

SEATTLE	0	7	7	13	–	27
MIAMI	0	13	0	7	–	20

M	– Johnson, 19 pass from Marino (kick failed)	12/80	2- 2:23
S	– C. Bryant, 6 pass from Krieg (N. Johnson kick)	6/38	2- 5:41
M	– Duper, 32 pass from Marino (von Schamann kick)	7/74	2- 9:17
S	– Warner, 1 run (N. Johnson kick)	8/55	3- 8:34
S	– FG N. Johnson 27	9/40	4- 4:18
M	– Bennett, 2 run (von Schamann kick)	3/16	4-11:17
S	– Warner, 2 run (N. Johnson kick)	5/66	4-13:12
S	– FG N. Johnson 37	4/8	4-13:45

ATT. – 71,032

	Seattle	Miami
First Downs Total-Rush.-Pass.-Pen.	21-12-9-0	21-9-11-1
Total Yards-Plays-Average	334-72-4.6	321-56-5.7
Rushes-Yards-Average	42-151-3.6	30-128-4.3
Net Yards Passing-Times Thrown-Yards Lost	183-1-9	193-0-0
Passes Attempted-Completed-Intercepted	29-15-1	26-15-2
Punts/Number-Average	4-38.0	4-35.5
Penalties/Number-Yards	2-15	5-30
Fumbles/Number-Lost	0-0	3-3

INDIVIDUAL STATISTICS

RUSHING – Miami: Overstreet 9-50; Bennett 7-31, 1 TD; Franklin 6-28; Nathan 8-19.
Seattle: Warner 29-113, 2 TDs; C. Bryant 5-22; Hughes 4-21; Krieg 4-(-5).

PASSING – Miami: Marino 25-15-2, 193 yards, 2 TDs; Clayton 1-0-0, 0 yards, 0 TDs.

Seattle: Krieg 28-15-1, 192 yards, 1 TD; Zorn 1-0-0, 0 yards, 0 TDs.

RECEIVING – Miami: Duper 9-117, 1 TD; Johnson 2-29, 1 TD; Moore 2-26; Rose 1-15; Nathan 1-6.

Seattle: Warner 5-38; Johns 4-60; Largent 2-56; Doornink 2-26; C. Bryant 2-12, 1 TD.

INTERCEPTIONS – Miami: Small 1-18.

Seattle: Harris 1-0; Justin 1-0.

SACKS – Miami: Baumhower 1.

Seattle: None.

MISSED FIELD GOALS – Miami: None.

Seattle: N. Johnson 48(B).

1984 AFC PLAYOFF

DOLPHINS 31, SEAHAWKS 10
December 29, 1984

Orange Bowl
Miami, FL

The Miami Dolphins, led by quarterback Dan Marino's three touchdown passes and a defense that shut out the opposition in three of four quarters, defeated the Seattle Seahawks 31-10 before 73,469 fans in the Orange Bowl. The Dolphins moved in front on their second possession and stayed there. Running back Tony Nathan keyed the 68-yard drive by gaining 38 yards on four carries, including the touchdown on a 14-yard run. A 26-yard Marino to Mark Clayton completion was the long play of the scoring march. A 32-yard interception return by Seattle's John Harris and a 25-yard pass from Dave Krieg to Steve Largent paved the way for Norm Johnson's 27-yard field goal that cut Miami's lead to 7-3. The Dolphins, however, came right back to score on their next series as a 20-yard reception by Woody Bennett preceded Marino's 34-yard scoring hook-up with Jimmy Cefalo. The Seahawks made it 14-10 at halftime when Largent scored on a 56-yard catch-and-run play. After Miami's defense had stopped Seattle on the Dolphin 24-yard line to open the second half, the Dolphins embarked on a 13-play, 76-yard TD drive that included a Bruce Hardy touchdown catch from three yards out. After the Seahawks' Jeff West managed just a seven-yard punt, Clayton made an acrobatic catch on a tipped ball in the end zone for a 33-yard TD. Miami closed out the scoring on Uwe Schamann's 37-yard field goal in a drive that featured a 32-yard Marino to Hardy pass.

SEATTLE	0	10	0	0	-	10
MIAMI	7	7	14	3	-	31

M – Nathan, 14 run (von Schamann kick)	8/68	1-10:51
S – FG Johnson 27	7/29	2- 1:24
M – Cefalo, 34 pass from Marino (von Schamann kick)	4/60	2- 4:07
S – Largent, 56 pass from Krieg (Johnson kick)	4/70	2-11:37
M – Hardy, 3 pass from Marino (von Schamann kick)	13/76	3-10:35
M – Clayton, 33 pass from Marino (von Schamann kick)	2/33	3-12:35
M – FG von Schamann 37	8/69	4- 3:32

ATT. – 73,469

	Seattle	Miami
First Downs Total-Rush.-Pass.-Pen.	8-2-6-0	22-8-12-2
Total Yards-Plays-Average	267-55-4.9	405-70-5.8
Rushes-Yards-Average	18-51-2.8	36-143-4.0
Net Yards Passing-Times Thrown-Yards Lost	216-2-18	262-0-0
Passes Attempted-completed-Intercepted	35-20-0	34-21-2
Punts/Number-Average	7-37.0	3-37.0
Penalties/Number-Yards	4-20	1-5
Fumbles/Number-Lost	1-1	0-0

INDIVIDUAL STATISTICS

RUSHING – Miami: Nathan 18-76, 1 TD; Bennett 11-41; P. Johnson 6-22; Carter 1-4.

Seattle: Doornink 10-35; Hughes 7-14; Krieg 1-2.

PASSING – Miami: Marino 34-21-2, 262 yards, 3 TDs.

Seattle: Krieg 35-20-0, 234 yards, 1 TD.

RECEIVING – Miami: Clayton 5-75, 1 TD; Nathan 4-20; Hardy 3-48, 1 TD; Duper 3-32; Cefalo 2-43, 1 TD; Moore 2-11; Bennett 1-20; Rose 1-13.

Seattle: Largent 6-128, 1 TD; Doornink 6-23; Turner 3-38; Skansi 2-31; Hughes 1-8; C. Young 1-5; Krieg 1-1.

INTERCEPTIONS – Miami: None.

Seattle: Harris 2-45.

SACKS – Miami: Betters 1; Brudzinski 1.

Seattle: None.

MISSED FIELD GOALS – Miami: von Schamann 43(WR), 37(WL).

Seattle: N. Johnson 41(WL).

1984 AFC CHAMPIONSHIP

DOLPHINS 45, STEELERS 28
January 6, 1985

Orange Bowl
Miami, FL

The Miami Dolphins, led by Dan Marino's 421 yards passing (four touchdowns) and Mark Duper's 148 yards receiving, advanced to Super Bowl XIX by defeating the Pittsburgh Steelers 45-28 in the AFC Championship Game before 76,029 fans in the Orange Bowl. The Dolphins scored on their first offensive series as they moved 67 yards in four plays following a William Judson interception, with the TD coming on a 40-yard pass from Marino to Mark Clayton. Pittsburgh's first score came on Rich Erenberg's seven-yard run that had been set up by Walter Abercrombie's 38 yards gained in the 66-yard march. A 26-yard Uwe von Schamann field goal preceded a 65-yard toss from the Steelers' Mark Malone to John Stallworth that gave Pittsburgh a 14-10 lead. The Dolphins then scored two TDs in the final 2:52 of the first half, the first score coming on a 41-yard reception by Duper. After Lyle Blackwood's interception, Marino hit TE Joe Rose for a 28-yard gain before Tony Nathan gave the Dolphins a 24-14 lead on a two-yard run. Miami then scored on its first three second-half possessions, leading off with Marino's 36-yard scoring strike to Duper. The Steelers closed the gap to 31-21 on Malone's 19-yarder to Stallworth (33-yarder to Louis Lipps in drive). Completions to Duper (41 yards), Nathan (20 yards) and Nat Moore (28 yards) then led to a one-yard TD dive by Woody Bennett. Moore then caught a six-yard touchdown pass before Wayne Capers closed out the scoring with a 29-yard TD reception.

PITTSBURGH	7	7	7	7	-	28
MIAMI	7	17	14	7	-	45

M - Clayton 40 pass from Marino (von Schamann kick)	4/67	1- 7:15
P - Erenberg, 7 run (Anderson kick)	7/66	1-11:30
M - FG von Schamann 26	8/55	2- 5:56
P - Stallworth, 65 pass from Malone (Anderson kick)	3/71	2-12:08
M - Duper, 41 pass from Marino (von Schamann kick)	5/77	2-13:30
M - Nathan, 2 run (von Schamann kick)	5/35	2-14:24
M - Duper, 36 pass from Marino (von Schamann kick)	4/78	3- 1:48
P - Stallworth, 19 pass from Malone (Anderson kick)	9/72	3- 7:05
M - Bennett, 1 run (von Schamann kick)	10/80	3-13:20
M - Moore, 6 pass from Marino (von Schamann kick)	9/66	4- 3:55
P - Capers, 29 pass from Malone (Anderson kick)	5/84	4-14:35

ATT. - 76,029

	Pittsburgh	Miami
First Downs/Total-Rush.-Pass.-Pen.	22-8-14-0	28-10-18-0
Total Yards-Plays-Average	455-68-6.7	569-71-8.0
Rushes-Yards-Average	32-143-4.5	38-134-3.5
Net Yards Passing-Times Thrown-Yards Lost	312-0-0	435-0-0
Passes Attempted-Completed-Intercepted	36-20-3	33-22-1
Punts/Number-Average	3-43.7	2-42.5
Penalties/Number-Yards	3-30	3-25
Fumbles/Number-Lost	2-1	1-1

INDIVIDUAL STATISTICS

RUSHING - Miami: Nathan 19-64, 1 TD; P. Johnson 10-39; Bennett 8-33, 1 TD; Strock 1-(-2).

Pittsburgh: Abercrombie 15-68; Pollard 11-48; Erenberg 6-27, 1 TD.

PASSING - Miami: Marino 32-21-1, 421 yards, 4 TDs; Nathan 1-1-0, 14 yards, 0 TDs.

Pittsburgh: Malone 36-20-3, 312 yards, 3 TDs.

RECEIVING - Miami: Nathan 8-114; Duper 5-148, 2 TDs; Clayton 4-95, 1 TD; Moore 2-34, 1 TD; Hardy 2-16; Rose 1-28.

Pittsburgh: Erenberg 5-59; Stallworth 4-111, 2 TDs; Lipps 3-45; Sweeney 3-42; Pollard 3-13; Capers 1-29, 1 TD; Abercrombie 1-13.

INTERCEPTIONS - Miami: Judson 1-34; G. Blackwood 1-4; L. Blackwood 1-4.

Pittsburgh: Shell 1-18.

SACKS - Miami: None.

Pittsburgh: None.

MISSED FIELD GOALS - Miami: von Schamann 52(S).

Pittsburgh: Anderson 53(WR).

SUPER BOWL XIX

49ERS 38, DOLPHINS 16
January 20, 1985

Stanford Stadium
Palo Alto, CA

The Miami Dolphins, unable to score in the game's final two quarters, dropped a 38-16 decision to the San Francisco 49ers in Super Bowl XIX before 84,059 fans in Stanford Stadium. The Dolphins were outgained in the contest by a 537-314 margin with the 49ers maintaining possession for 37:11. Miami opened the scoring on its first possession as Uwe von Schamann converted a 37-yard field

540 • Playoff History

goal (key play – Dan Marino's 25-yard completion to Tony Nathan). San Francisco jumped ahead 7-3 when QB Joe Montana led the Niners on an eight-play, 78-yard drive that culminated in a 33-yard TD toss to Carl Monroe. The Dolphins scored their only touchdown of the game on their next series as two Marino completions to Mark Clayton (18, 13 yards) and a 21-yarder to Dan Johnson paved the way for Johnson's two-yard scoring catch. Touchdown runs of eight and two yards by Roger Craig and Montana's six-yard scamper gave San Francisco a 28-10 lead. Von Schamann then connected on field goals of 31 and 30 yards in the final 12 seconds of the first half to close the Dolphin deficit to 28-16. The 49ers upped their lead on their initial second-half possession on Ray Wersching's 27-yard field goal, before closing out the scoring on Craig's 16-yard scoring reception (key play – 40-yard Montana to Wendell Tyler pass play).

MIAMI	10	6	0	0	–	16
SAN FRANCISCO	7	21	10	0	–	38

M – FG von Schamann 37	7/45	1- 7:36
SF – Monroe, 33 pass from Montana (Wersching kick)	8/78	1-11:48
M – Johnson, 2 pass from Marino (von Schamann kick)	6/70	1-14:15
SF – Craig, 8 pass from Montana (Wersching kick)	4/47	2- 3:26
SF – Montana, 6 run (Wersching kick)	6/55	2- 8:02
SF – Craig, 2 run (Wersching kick)	9/52	2-12:55
M – FG von Schamann 31	12/72	2-14:48
M – FG von Schamann 30	1/0	2-15:00
SF – FG Wersching 27	10/43	3- 4:48
SF – Craig, 16 pass from Montana (Wersching kick)	5/70	3- 8:42

ATT. – 84,059

	Miami	San Francisco
First Downs Total-Rush.-Pass.-Pen.	19-2-17-0	31-16-15-0
Total Yards-Plays-Average	314-63-5.0	537-76-7.1
Rushes-Yards-Average	9-25-2.8	40-211-5.3
Net Yards Passing-Times Thrown-Yards Lost	289-4-29	326-1-5
Passes Attempted-Completed-Intercepted	50-29-2	35-24-0
Punts/Number-Average	6-39.3	3-32.7
Penalties/Number-Yards	1-10	2-10
Fumbles/Number-Lost	1-0	2-2

INDIVIDUAL STATISTICS

RUSHING – Miami: Nathan 5-18; Bennett 3-7; Marino 1-0.

San Francisco: Tyler 13-65; Montana 5-59, 1 TD; Craig 15-58, 1 TD; Harmon 5-20; Solomon 1-5; Cooper 1-4.

PASSING – Miami: Marino 50-29-2, 318 yards, 1 TD.

San Francisco: Montana 35-24-0, 331 yards, 3 TDs.

RECEIVING – Miami: Nathan 10-83; Clayton 6-92; Rose 6-73; Johnson 3-28, 1 TD; Moore 2-17; Cefalo 1-14; Duper 1-11.

San Francisco: Craig 8-82, 2 TDs; Clark 5-72; Francis 5-60; Tyler 4-70; Monroe 1-33, 1 TD; Solomon 1-14.

INTERCEPTIONS – Miami: None.

San Francisco: Wright 1-0; Williamson 1-0.

SACKS – Miami: Betters 1.

San Francisco: Board 2; Johnson 1; Tuiaosopo 1.

MISSED FIELD GOALS – Miami: None.

San Francisco: None.

1985 AFC PLAYOFF

DOLPHINS 24, BROWNS 21
January 4, 1986

Orange Bowl
Miami, FL

Most people had not given them much of a chance to win, but the 8-8 Cleveland Browns nearly upset the 12-4 Dolphins in the Orange Bowl. It would take two Ron Davenport touchdowns in the final 17 minutes to send Miami to a 24-21 victory and the AFC Championship Game against New England the following week. Fuad Reveiz put the Dolphins on the board early with a 51-yard field goal on Miami's first drive of the game. But Cleveland came back to score 21 unanswered points, and held a 21-3 advantage midway through the third quarter. Cleveland rookie quarterback Bernie Kosar, who had played two college seasons in the Orange Bowl for the University of Miami, hit Ozzie Newsome with a 16-yard touchdown pass for the Browns first points of the day. Earnest Byner (16-161) ran in from 21 yards out just before the half, and then he broke a 66-yard touchdown jaunt 3:38 into the second half. Just like that, the improbable began to look possible. Dan Marino connected with Nat Moore for a six-yard touchdown pass just over six minutes later and Miami had closed the margin to 21-10. Then it was time for Davenport (6-48) to show his stuff. First, he hit the hole for a 31-yard touchdown run late in the third period and then he closed the scoring and put Miami up for good, going over from one yard out with just 1:57 remaining in the game.

CLEVELAND	7	7	7	0	-	21
MIAMI	3	0	14	7	-	24

M - FG Reveiz 51	5/25	1- 4:26
C - Newsome, 16 pass from Kosar (Bahr kick)	10/82	1-13:36
C - Byner, 21 run (Bahr kick)	8/55	2-14:02
C - Byner, 66 run (Bahr kick)	4/80	3- 3:38
M - N. Moore, 6 pass from Marino (Reveiz kick)	13/74	3- 9:47
M - Davenport, 31 run (Reveiz kick)	5/48	3-13:19
M - Davenport, 1 run (Reveiz kick)	9/73	4-13:03

ATT. - 75,128

	Cleveland	Miami
First Downs Total-Rush.-Pass.-Pen.	17-11-5-1	20-6-13-1
Total Yards-Plays-Average	313-57-5.5	330-64-5.2
Rushes-Yards-Average	37-251-6.8	19-92-4.8
Net Yards Passing-Times Thrown-Yards Lost	62-1-4	238-0-0
Passes Attempted-Completed-Intercepted	19-10-1	45-25-1
Punts/Number-Average	6-37.2	5-41.6
Penalties/Number-Yards	6-49	2-20
Fumbles/Number-Lost	1-0	1-0

INDIVIDUAL STATISTICS

RUSHING - Miami: Davenport 6-48, 2 TDs; Nathan 7-21; Bennett 4-17; Carter 2-6.

Cleveland: Byner 16-161, 2 TDs; Mack 13-56; Dickey 6-28; Kosar 2-6.

PASSING - Miami: Marino 45-25-1, 238 yards, 1 TD.

Cleveland: Kosar 19-10-1, 66 yards, 1 TD.

RECEIVING - Miami: Nathan 10-101; Hardy 5-51; N. Moore 4-29, 1 TD; Johnson 2-17; Rose 1-17; Clayton 1-15; Bennett 1-6; Carter 1-2.

Cleveland: Byner 4-25; Newsome 2-22, 1 TD; Holt 2-2; Cl. Weathers 1-12; Fontenot 1-5.

INTERCEPTIONS - Miami: Lankford 1-2.

Cleveland: Rogers 1-45.

SACKS - Miami: Moore 1.

Cleveland: None.

MISSED FIELD GOALS - Miami: Reveiz 47(S).

Cleveland: None.

1985 AFC CHAMPIONSHIP

PATRIOTS 31, DOLPHINS 14

January 12, 1986

Orange Bowl

Miami, FL

The New England Patriots garnered a bid to their first Super Bowl by snapping an 18-game losing streak to the Dolphins in Miami with a 31-14 triumph at the Orange Bowl. The Patriots' only previous victory in Miami came in the first meeting between the two teams in 1966. New England backs Craig James (22-105) and Robert Weathers (16-87) combined for 192 yards rushing and quarterback Tony Eason was on target with a 10-12 performance for 71 yards as the Pats set up a Super Bowl date with the Chicago Bears. After New England got on the board first with a Tony Franklin 23-yard field goal, the Dolphins stormed back for their only lead of the afternoon when Dan Marino passed 10 yards to Dan Johnson early in the second quarter. Eason brought New England right back with three touchdown tosses, and the Pats led 24-7 after three quarters. Miami's last score of the day came early in the fourth quarter when Tony Nathan grabbed a 10-yard TD pass from Marino. New England fullback Mosi Tatupu ended the game's scoring with a one-yard TD jaunt midway through the fourth quarter.

NEW ENGLAND	3	14	7	7	-	31
MIAMI	0	7	0	7	-	14

M - FG Reveiz 51	5/25	1- 4:26
NE - FG Franklin 23	6/14	1- 6:40
M - Johnson, 10 pass from Marino (Reveiz kick)	11/80	2- 0:21
NE - Collins, 4 pass from Eason (Franklin kick)	8/66	2- 4:50
NE - D. Ramsey, 1 pass from Eason (Franklin kick)	7/36	2- 9:35
NE - Weathers, 2 pass from Eason (Franklin kick)	6/25	3- 3:02
M - Nathan, 10 pass from Marino (Reveiz kick)	1/10	4- 0:32
NE - Tatupu, 1 run (Franklin kick)	9/45	4- 7:26

ATT. - 74,978

	New England	Miami
First Downs Total-Rush.-Pass.-Pen.	21-15-6-0	18-3-15-0
Total Yards-Plays-Average	326-71-4.6	302-62-4.9
Rushes-Yards-Average	59-255-4.3	13-68-5.2

542 • Playoff History

	New England	Miami
Net Yards Passing-Times Thrown-Yards Lost	71-0-0	234-1-14
Passes Attempted-Completed-Intercepted	12-10-0	48-20-2
Punts/Number-Average	5-40.2	4-41.3
Penalties/Number-Yards	2-15	4-35
Fumbles/Number-Lost	2-2	5-4

INDIVIDUAL STATISTICS

RUSHING – Miami: Carter 6-56; Davenport 3-6; Nathan 2-4; Bennett 1-2; Marino 1-0.
New England: C. James 22-105; Weathers 16-87; Collins 12-61; Tatupu 6-9, 1 TD; Eason 3-(-7).
PASSING – Miami: Marino 48-20-2, 248 yards, 2 TDs.
New England: Eason: 12-10-0, 71 yards, 3 TDs.
RECEIVING – Miami: Nathan 5-57, 1 TD; Hardy 3-52; Duper 3-45; Clayton 3-41; Davenport 3-23; Johnson 1-10, 1 TD; N. Moore 1-10; Rose 1-10.
New England: D. Ramsey 3-18, 1 TD; Collins 3-15, 1 TD; Morgan 2-30; Tatupu 1-6; Weathers 1-2, 1 TD.
INTERCEPTIONS – Miami: None.
New England: Marion 1-21; Clayborn 1-0.
SACKS – Miami: None.
New England: Veris 1.
MISSED FIELD GOALS – Miami: Reveiz 31(WR).
New England: Franklin 41(WL).

1990 AFC FIRST ROUND PLAYOFF

DOLPHINS 17, CHIEFS 16
January 5, 1991

Joe Robbie Stadium
Miami, FL

Dan Marino threw two fourth quarter touchdown passes to lead the Dolphins to a dramatic come-from-behind 17-16 playoff win over the Kansas City Chiefs before a crowd of 67,276 at Joe Robbie Stadium. In the final period, Marino hit on all eight of his pass attempts for 101 yards and two touchdowns. It was the 16th time in his career that Marino has engineered a fourth quarter comeback. Including the third quarter, Marino hit on his last ten pass attempts to lead the Dolphins back from a 13-3 deficit to a 17-16 win. The Chiefs opened the scoring in the first quarter when Charles Washington blocked a Reggie Roby punt and returned the ball to Miami's 37-yard line. However, Miami's defense stiffened and held the Chiefs to a 27-yard field goal by Nick Lowery. Miami kicker Pete Stoyanovich tied the score at 3-3 in the second period by booting an NFL playoff record 58-yard field goal. Stoyanovich's kick broke the previous record of 54 yards by Detroit's Eddie Murray on December 24, 1983, against San Francisco and it was the second-longest kick of Stoyanovich's career. The Chiefs took a 10-3 halftime lead by scoring on a 26-yard touchdown strike from Steve DeBerg to Stephone Paige. The Chiefs extended their lead to 16-3 on a pair of third quarter field goals by Lowery from 25 and 38 yards. In the fourth quarter, the Dolphins closed the score to 16-10 as Marino hit fullback Tony Paige with a one-yard touchdown pass. The key play in the drive was a two-yard run by Sammie Smith on a fourth-and-two from Kansas City's 45-yard line. The Dolphins forced the Chiefs to punt on their next possession and received the ball on their own 15-yard line with 10:39 left in the game. The Dolphins converted three third downs and drove to the Chiefs' 12-yard line with 3:28 left in the contest before Marino hit Mark Clayton with a 12-yard touchdown pass to give Miami a 17-16 lead. However, the Chiefs had a chance to win the game as they drove from their own 22-yard line to the Dolphin 34 before Lowery's 52-yard field goal attempt was just short.

KANSAS CITY	3	7	6	0	-	16
MIAMI	0	3	0	14	-	17

KC – FG Lowery 27	9/28	1- 9:56
M – FG Stoyanovich 58	9/40	2- 0:05
KC – Paige, 26 pass from DeBerg (Lowery kick)	4/61	2-13:06
KC – FG Lowery 25	11/63	3-10:14
KC – FG Lowery 38	4/8	3-12:10
M – Paige, 1 pass from Marino (Stoyanovich kick)	10/66	4- 2:42
M – Clayton, 12 pass from Marino (Stoyanovich kick)	11/85	4-11:32

ATT. – 67,276

	Kansas City	Miami
First Downs/Total-Rush.-Pass.-Pen.	16-4-11-1	23-7-14-2
Total Yards-Plays-Average	367-55-6.7	311-64-4.8
Rushes-Yards-Average	24-103-4.3	32-98-3.1
Net Yards Passing-Times Thrown-Yards Lost	264-1-5	213-2-8
Passes Attempted-Completed-Intercepted	30-17-1	30-19-0
Punts/Number-Average	4-35.0	3-39.7
Penalties/Number-Yards	4-35	2-22
Fumbles/Number-Lost	0-0	2-2

INDIVIDUAL STATISTICS

RUSHING – Miami: Smith 20-82; Logan 7-17; Paige 1-2; Marino 4-(-3).

Kansas City: Okoye 13-83; Word 9-13; McNair 2-7.

PASSING – Miami: Marino 30-19-0, 221 yards, 2 TDs.

Kansas City: DeBerg 30-17-1, 269 yards, 1 TD.

RECEIVING – Miami: Clayton 5-66, 1 TD; Paige 5-30, 1 TD; Duper 3-36; Edmunds 2-49; Smith 2-22; Jensen 1-11; Martin 1-7.

Kansas City: Paige 8-142, 1 TD; McNair 3-22; Harry 2-59; Roberts 2-26; R. Thomas 1-15; Hayes 1-5.

INTERCEPTIONS – Miami: Williams 1-0.

Kansas City: None.

SACKS – Miami: Griggs 1.

Kansas City: Smith 1.5; Cooper 0.5.

MISSED FIELD GOALS – Miami: Stoyanovich 57(S).

Kansas City: Lowery 52(S).

1990 AFC DIVISIONAL PLAYOFF

BILLS 44, DOLPHINS 34
January 12, 1991

Rich Stadium
Orchard Park, NY

The Miami Dolphins saw the 1990 season come to an end with a 44-34 loss to the Buffalo Bills in an AFC Divisional Playoff contest in the snow and ice at Rich Stadium. The game was an offensive shootout as the teams combined for 78 points, 48 first downs, 923 total net yards, 662 passing yards, 261 rushing yards, nine touchdowns and five field goals. Individually, Dan Marino (23 of 49 for 323 yards with three TDs and two INTs) and Jim Kelly (19-29-339-3-1) both passed for over 300 yards. Kelly became the only quarterback to throw for over 300 yards against the Dolphin defense in 1990. Mark Duper (three catches for 113 yards and a score) and Buffalo's Andre Reed (4-122-2) and James Lofton (7-149-1) all went over the 100-yard receiving mark. On the ground, the Bills' Thurman Thomas (32 carries for 117 yards and two TDs) and Miami's Sammie Smith (21-99) led the way. Buffalo dominated the first quarter and jumped out to a 13-3 lead. The Bills scored on their first possession as Kelly hit Reed with a 40-yard touchdown strike and the Dolphins answered the score with a 49-yard field goal to close the score to 7-3. Buffalo added a pair of Scott Norwood field goals – from 24 and 22 yards – to close the first quarter scoring. The Bills struck first in the second quarter on a five-yard run by Thomas to lead 20-3. Miami answered the score on its next possession as Marino and Duper combined for a 64-yard touchdown. The Bills came right back and scored as Kelly threw 13 yards for a score to Lofton to take a 27-10 lead. On their next possession Miami was forced to punt, however the Bills' Al Edwards fumbled the punt and Reggie Roby recovered for Miami on Buffalo's 47-yard line. Miami drove down to the two-yard line where Marino ran in for the score to narrow Buffalo's lead to 27-17 at the half. The Dolphins and Buffalo exchanged third quarter field goals as Stoyanovich hit from 22 yards and Norwood connected from 28 yards. Miami closed the score to 30-27 early in the fourth quarter as Marino threw a two-yard touchdown pass to offensive guard Roy Foster. It was the first reception and touchdown of Foster's career as he became the first offensive or defensive lineman to score an offensive touchdown in a post-season contest since Chicago Bears' defensive tackle William Perry rumbled in from a yard out in Super Bowl XX on January 26, 1986. However, the Bills struck back for 14 quick points to put the game away. First, Thomas scored his second touchdown of the game on a five-yard run. On the ensuing kickoff, Miami returner Marc Logan fumbled the ball and Norwood recovered for Buffalo on the Dolphins' 29-yard line. Two plays later, Kelly and Reed combined for a 26-yard scoring toss and a 44-27 lead. The Dolphins scored the final touchdown of the game with just 1:15 remaining as Marino hit Tony Martin with an eight-yard touchdown pass.

MIAMI	3	14	3	14	–	34
BUFFALO	13	14	3	14	–	44

B – Reed, 40 pass from Kelly (Norwood kick)	5/76	1- 1:54
M – FG Stoyanovich 49	10/40	1- 8:00
B – FG Norwood 24	6/57	1-10:11
B – FG Norwood 22	9/33	1-14:09
B – Thomas, 5 run (Norwood kick)	5/67	2- 2:56
M – Duper, 64 pass from Marino (Stoyanovich kick)	4/80	2- 5:06
B – Lofton, 13 pass from Kelly (Norwood kick)	11/68	2- 9:49
M – Marino, 2 run (Stoyanovich kick)	7/47	2-14:49
M – FG Stoyanovich 22	8/62	3- 4:57
B – FG Norwood 28	9/37	3-13:22
M – Foster, 2 pass from Marino (Stoyanovich kick)	6/43	4- 0:55
B – Thomas, 5 run (Norwood kick)	10/63	4- 4:32
B – Reed, 26 pass from Kelly (Norwood kick)	2/29	4- 5:08
M – Martin, 8 pass from Marino (Stoyanovich kick)	15/91	4-13:45

ATT. – 77,087

	Miami	Buffalo
First Downs/Total-Rush.-Pass.-Pen.	24-9-13-2	24-7-16-1
Total Yards-Plays-Average	430-76-5.6	493-66-7.5
Rushes-Yards-Average	27-107-3.9	37-154-4.2
Net Yards Passing-Times Thrown-Yards Lost	323-0-0	339-0-0
Passes Attempted-Completed-Intercepted	49-23-2	29-19-1
Punts/Number-Average	2-40.0	1-47.0
Penalties/Number-Yards	4-32	4-30
Fumbles/Number-Lost	1-1	3-1

INDIVIDUAL STATISTICS

RUSHING – Miami: Smith 21-99; Logan 5-6; Marino 1-2, 1 TD.

Buffalo: Thomas 32-117, 2 TDs; Kelly 5-37.

PASSING – Miami: Marino 49-23-2, 323 yards, 3 TDs.

Buffalo: Kelly: 29-19-1, 339 yards, 3 TDs.

RECEIVING – Miami: Clayton 4-82; Martin 4-44, 1 TD; Jensen 4-38; Duper 3-113, 1 TD; Edmunds 3-21; Logan 2-6; Smith 1-9; Paige 1-6; Foster 1-2, 1 TD.

Buffalo: Lofton 7-149, 1 TD; Reed 4-122, 2 TDs; Thomas 3-38; McKeller 3-15; Edwards 1-12; Davis 1-3.

INTERCEPTIONS – Miami: Williams 1-0.

Buffalo: Odomes 1-9; Kelso 1-0.

SACKS – Miami: None.

Buffalo: None.

MISSED FIELD GOALS – Miami: None.

Buffalo: None.

1992 AFC DIVISIONAL PLAYOFF

DOLPHINS 31, CHARGERS 0
January 10, 1993

Joe Robbie Stadium
Miami, FL

Miami cornerback Troy Vincent recorded a pair of interceptions and quarterback Dan Marino threw three touchdown passes to lead the Miami Dolphins to a 31-0 win over the San Diego Chargers in the AFC Divisional Playoffs before a crowd of 71,224 at Joe Robbie Stadium. Miami's 31-point margin of victory was the largest by the team in a playoff game. The previous largest margin of victory in the post-season by the Dolphins was three 21-point wins as Miami had a 21-0 win over the Baltimore Colts on January 2, 1972 in the Orange Bowl, a 34-13 win over the San Diego Chargers on January 16, 1983 in the Orange Bowl and a 31-10 win over the Seattle Seahawks on December 29, 1984 in the Orange Bowl. Overall, the Miami defense totaled four interceptions (also safety Louis Oliver and linebacker Bryan Cox), a forced fumble (by cornerback Stephen Braggs), a fumble recovery (by linebacker Dwight Hollier) and a sack (by defensive end Jeff Hunter). The Dolphins held the Chargers to just ten first downs (three rushing and seven passing), 202 yards of total offense (70 rushing and 132 passing) and three of 15 on third down conversions. The Chargers' 15 possessions ended in seven punts, four interceptions, twice on downs, once on a lost fumble and once at the end of the first half. Following a scoreless first quarter, the Dolphins exploded for 21 points in the second quarter to take a 21-0 lead at the half. Miami's 21 points in the second quarter was the most scored by the Dolphins in any quarter of a playoff game in team history. The previous team high for points in a quarter was 20 points which was scored by Miami in the second quarter against San Diego on January 6, 1983. Miami opened the scoring following a Vincent interception which gave the team possession on San Diego's 48-yard line. Marino led the Dolphins on a nine-play, 48-yard drive which was capped-off as Marino tossed a one-yard scoring pass to fullback Tony Paige. The Dolphins increased their lead to 14-0 later in the period as the team again gained possession of the ball following a Vincent interception and drove 37 yards and scored on a nine-yard connection from Marino to tight end Keith Jackson. Miami scored the final points of the first half as Marino again connected with Jackson and the tight end made a diving 30-yard reception in the end zone for the score. Jackson became just the fourth player in team history to record two touchdown receptions for the Dolphins in a playoff contest. Miami and San Diego played to a scoreless third quarter before the Dolphins scored the game's final ten points in the fourth quarter. Miami increased its lead to 24-0 early in the final stanza as kicker Pete Stoyanovich booted a 22-yard field goal. The Dolphins scored the final points of the game as running back Aaron Craver scored on a 25-yard run to increase the margin to 31-0.

SAN DIEGO	0	0	0	0	-	0
MIAMI	0	21	0	10	-	31

M – Paige, 1 pass from Marino (Stoyanovich kick)	9/48	2- 8:30
M – Jackson, 9 pass from Marino (Stoyanovich kick)	2/37	2-13:14
M – Jackson, 30 pass from Marino (Stoyanovich kick)	4/42	2-14:33
M – FG Stoyanovich 22	12/60	4- :57
M – Craver, 25 run (Stoyanovich kick)	6/53	4- 6:41

ATT. – 71,224

Playoff History • 545

	San Diego	Miami
First Downs/Total-Rush.-Pass.-Pen.	10-3-7-0	18-9-9-0
Total Yards-Plays-Average	202-62-3.3	324-69-4.7
Rushes-Yards-Average	16-70-4.4	40-157-3.9
Net Yards Passing-Times Thrown-Yards Lost	132-1-8	167-0-0
Passes Attempted-Completed-Intercepted	45-18-4	29-17-0
Punts/Number-Average	7-46.3	8-41.0
Penalties/Number-Yards	4-39	0-0
Fumbles/Number-Lost	3-1	3-1

INDIVIDUAL STATISTICS

RUSHING – Miami: Craver 8-72, 1 TD; Humphrey 23-71; Parmalee 5-18; Clayton 1-0; Mitchell 1-(-1); Saxton 2-(-3).

San Diego: Bieniemy 4-26; Butts 7-25; Humphries 1-10; Harmon 4-9.

PASSING – Miami: Marino 29-17-0, 167 yards, 3 TDs.

San Diego: Humphries 44-18-4, 140 yards, 0 TDs; Kidd 1-0-0, 0 yards, 0 TDs.

RECEIVING – Miami: Paige 5-14, 1 TD; Jackson 4-53, 2 TDs; Humphrey 4-30; Duper 3-57; Craver 1-13.

San Diego: Harmon 9-73; Walker 3-33; Lewis 2-12; Miller 2-12; Jefferson 1-10; Butts 1-0.

INTERCEPTIONS – Miami: Vincent 2-2; Oliver 1-21; Cox 1-7.

San Diego: None.

SACKS – Miami: Hunter 1.

San Diego: None.

MISSED FIELD GOALS – Miami: None.

San Diego: None.

1992 AFC CHAMPIONSHIP

BILLS 29, DOLPHINS 10
January 17, 1993

Joe Robbie Stadium
Miami, FL

The Miami Dolphins suffered five turnovers (two interceptions and three fumbles) as the team dropped a 29-10 decision to the Buffalo Bills in the AFC Championship Game before a crowd of 72,703 at Joe Robbie Stadium. Buffalo opened the scoring midway through the opening period as defensive end Bruce Smith sacked Miami quarterback Dan Marino and forced a fumble which was recovered by Bills linebacker Darryl Talley on the Dolphins' 47-yard line. Buffalo scored off the takeaway as Steve Christie converted on a 21-yard field goal. Miami tied the score at 3-3 later in the period as Pete Stoyanovich converted on a 51-yard field goal attempt. The Bills took a 10-3 lead early in the second period as quarterback Jim Kelly threw a 17-yard touchdown pass to running back Thurman Thomas. On Miami's next possession, Marino's pass attempt was batted in the air by Buffalo defensive end Phil Hansen and intercepted by Hansen on the Dolphins' 17-yard line. The Bills increased their lead to 13-3 as Christie kicked on a 33-yard field goal. Buffalo took a 20-3 lead early in the third quarter by capitalizing on another Miami turnover as kick returner Mike Williams fumbled the second half kickoff and Buffalo's Carwell Gardner recovered the ball on the Dolphins' 25-yard line. The Bills scored four plays later as running back Kenneth Davis ran into the end zone for a two-yard touchdown. Buffalo increased its lead to 26-3 as Christie hit on a pair of field goals from 21 and 31 yards. Miami closed the score to 26-10 as Marino connected with wide receiver Mark Duper on a 15-yard touchdown pass. With the TD pass, Marino extended his streak to ten consecutive playoff games with one or more touchdown passes which is tied with the Raiders' Ken Stabler (1973-77) for the NFL's all-time record for consecutive post-season games with a touchdown pass. In addition, Duper's touchdown reception was his fifth post-season touchdown catch and broke the team's playoff record for career touchdown receptions. Duper was tied with wide receiver Paul Warfield (four TDs on 34 career playoff catches) and tight end Bruce Hardy (four TDs on 26 catches). Buffalo closed the scoring later in the period as Christie converted his fifth field goal of the game with a 38-yarder.

BUFFALO	3	10	10	6	-	29
MIAMI	3	0	0	7	-	10

B – FG Christie 21	6/43	1- 9:17
M – FG Stoyanovich 51	7/39	1-13:03
B – Thomas, 17 pass from Kelly (Christie kick)	7/64	2- :40
B – FG Christie 33	4/2	2- 2:59
B – Davis, 2 run (Christie kick)	5/24	3- 1:58
B – FG Christie 21	15/67	3-11:33
B – FG Christie 31	5/39	4- :04
M – Duper, 15 pass from Marino (Stoyanovich kick)	9/62	4- 7:28
B – FG Christie 38	7/23	4-12:23

ATT. – 72,703

	Buffalo	Miami
First Downs/Total-Rush.-Pass.-Pen.	20-10-8-2	15-1-14-0
Total Yards-Plays-Average	358-73-4.9	276-60-4.6

546 • Playoff History

	Buffalo	Miami
Rushes-Yards-Average	48-182-3.8	11-33-3.0
Net Yards Passing-Times Thrown-Yards Lost	176-1-1	243-4-25
Passes Attempted-Completed-Intercepted	24-17-2	45-22-2
Punts/Number-Average	2-34.5	4-37.0
Penalties/Number-Yards	3-20	5-40
Fumbles/Number-Lost	1-0	4-3

INDIVIDUAL STATISTICS

RUSHING – Miami: Humphrey 8-22; Craver 2-13; Marino 1-(-2).

Buffalo: Thomas 20-96; Davis 19-61, 1 TD; Lamb 1-16; Reed 2-6; Kelly 3-4; Gardner 3-(-1).

PASSING – Miami: Marino 45-22-2, 268 yards, 1 TD.

Buffalo: Kelly 24-17-2, 177 yards, 1 TD.

RECEIVING – Miami: Jackson 5-71; Humphrey 5-41; Martin 3-55; Clayton 3-32; Duper 2-36, 1 TD; Banks 2-18; Craver 2-15.

Buffalo: Thomas 5-70, 1 TD; Davis 4-52; Reed 3-25; Lofton 2-19; McKeller 1-11; Metzelaars 1-6; Gardner 1-(-6).

INTERCEPTIONS – Miami: Brown 1-32; Oliver 1-0.

Buffalo: Hicks 1-31; Hansen 1-0.

SACKS – Miami: Coleman 1.

Buffalo: Smith 1.5; Hansen 1; Bennett 1; Talley 0.5.

MISSED FIELD GOALS – Miami: None.

Buffalo: Christie 38(WL).

1994 AFC FIRST-ROUND PLAYOFF

DOLPHINS 27, CHIEFS 17
December 31, 1994

Joe Robbie Stadium
Miami, FL

Dan Marino threw a pair of touchdown passes to lead the Dolphins to a 27-17 win in a First-Round playoff contest against the Kansas City Chiefs before a crowd of 69,757 at Joe Robbie Stadium. The game was billed as Marino-Montana III and the duel between the two future Hall of Famers lived up to the pregame hype. Marino completed 22 of 29 passes for 257 yards with two touchdowns and no interceptions and Montana countered by hitting on 26 of 37 passes for 314 yards with two scores and an interception. The first half was an offensive shootout which was tied at 17-17 with neither team being forced to punt. Kansas City opened the scoring as Montana tossed a one-yard touchdown pass to tight end Derrick Walker. Miami answered the score on its first possession as Bernie Parmalee scored on a one-yard run. The Chiefs came right back to close the first quarter scoring at 14-7 as Montana threw a short pass to fullback Kimble Anders who turned the play into a 57-yard catch and run for the touchdown. Miami cut the score to 14-10 early in the second quarter as Pete Stoyanovich booted a 40-yard field goal. Kansas City upped their lead to 17-10 later in the quarter as Lin Elliott booted a 21-yard field goal. The Dolphins closed the first half scoring as Marino tossed a one-yard touchdown pass to tight end Ronnie Williams. The scoring pass set an NFL record as it marked Marino's 11th consecutive post-season game with a touchdown toss. He moved past a tie with Montana (San Francisco/Kansas City) and Ken Stabler (Oakland) for the longest all-time streak of playoff games with a touchdown pass in NFL history. The Dolphins dominated the second half and outscored the Chiefs by a 10-0 margin. Miami took their first lead of the ballgame at 24-17 on the first drive of the third quarter as Marino and Irving Fryar connected on a seven-yard touchdown pass. Miami increased its lead to 27-17 on a 40-yard field goal late in the third period. The Dolphins forced a pair of turnovers by the Chiefs in Miami territory to preserve the win. First, cornerback J.B. Brown intercepted a Montana aerial on the goal line to stop a drive and then safety Michael Stewart forced and recovered a fumble by Marcus Allen on the Dolphins' 34-yard line.

KANSAS CITY	14	3	0	0	-	17
MIAMI	7	10	10	0	-	27

KC – Walker, 1 pass from Montana (Elliott kick)	11/80	1- 6:28
M – Parmalee, 1 run (Stoyanovich kick)	10/72	1-12:40
KC – Anders, 57 pass from Montana (Elliott kick)	4/83	1-15:20
M – FG Stoyanovich 40	7/35	2- 2:45
KC – FG Elliott, 21	12/69	2- 8:48
M – R. Williams, 1 pass from Marino (Stoyanovich kick)	13/80	2-14:38
M – Fryar, 7 pass from Marino (Stoyanovich kick)	6/64	3- 3:02
M – FG Stoyanovich 40	10/59	3-13:24

ATT. – 69,757

	Kansas City	Miami
First Downs/Total-Rush.-Pass.-Pen.	24-7-17-0	22-7-13-2
Total Yards-Plays-Average	414-60-6.9	381-61-6.2
Rushes-Yards-Average	23-100-4.3	31-132-4.3

	Kansas City	Miami
Net Yards Passing-Times Thrown-Yards Lost	314-0-0	249-1-8
Passes Attempted-Completed-Intercepted	37-26-1	29-22-0
Punts/Number-Average	2-40.0	3-43.3
Penalties/Number-Yards	4-15	6-50
Fumbles/Number-Lost	3-1	0-0

INDIVIDUAL STATISTICS

RUSHING – Miami: Parmalee 18-57, 1 TD; Spikes 9-49; McDuffie 1-19; Marino 2-4; Craver 1-3.

Kansas City: Allen 14-64; Anders 5-17; Hill 2-14; Montana 2-5.

PASSING – Miami: Marino 29-22-0, 257 yards, 2 TDs.

Kansas City: Montana 37-26-1, 314 yards, 2 TDs.

RECEIVING – Miami: Fryar 6-71, 1 TD; Craver 4-35; Parmalee 2-34; K. Jackson 2-29; M. Williams 2-28; McDuffie 2-25; Saxon 2-24; Miller 1-10; R. Williams 1-1, 1 TD.

Kansas City: K. Anders 6-103, 1 TD; Allen 5-49; Birden 4-56; Cash 3-38; Walker 3-27, 1 TD; Dawson 3-21; Hill 1-11; Davis 1-9.

INTERCEPTIONS – Miami: Brown 1-24.

Kansas City: None.

SACKS – Miami: None.

Kansas City: Thomas 1.

MISSED FIELD GOALS – Miami: None.

Kansas City: None.

1994 AFC DIVISIONAL PLAYOFF

CHARGERS 22, DOLPHINS 21
January 8, 1995

Jack Murphy Stadium
San Diego, CA

Natrone Means rushed for 139 yards and a touchdown to lead the Chargers to a 22-21 win over the Miami Dolphins in an AFC Divisional Playoff contest before a crowd of 63,381 at Jack Murphy Stadium. San Diego had the first scoring threat of the game as they drove down to Miami's 26-yard line, but Miami's Marco Coleman forced a fumble by Means to stop the drive. Following the takeaway, the Dolphins opened the scoring as Dan Marino capped a nine-play, 79-yard drive with an eight-yard scoring pass to tight end Keith Jackson. The Chargers closed the score to 7-3 on their next possession as John Carney booted a 20-yard field goal. Prior to the field goal attempt, San Diego had a first-and-goal from the Dolphins' six-yard line but the Miami defense stiffened and held the Chargers out of the end zone. The Dolphins increased their lead to 14-3 on their next possession as Marino and Jackson connected again in the end zone for a nine-yard touchdown pass. Jackson's two touchdown receptions in the contest tied Miami's all-time single-game playoff record, which was accomplished five previous times. San Diego answered the touchdown with another field goal as Carney connected on a 21-yard effort. Once again, San Diego had a first-and-goal on Miami's six-yard line and the Dolphin defense limited the Chargers to a field goal. Miami closed the first half scoring as Marino threw a 16-yard touchdown pass to Mike Williams with just 27 seconds left in the first half to take a 21-6 lead. San Diego opened the third quarter with a long drive which was halted when Means was held for no gain on a fourth-and-one play from Miami's one-yard line and the Dolphins took possession of the ball. However, on Miami's first play following the goal line stand, Dolphins running back Bernie Parmalee was tackled in the end zone for a safety to bring the score to 21-8. Following a free kick by Miami's John Kidd, the Chargers got the ball on their own 46-yard line and drove for a 24-yard touchdown run by Means to cut the score to 21-15. Miami had the ball for just one play – the safety by Parmalee – in the entire third quarter. San Diego took a 22-21 lead with just 35 seconds left in regulation as Stan Humphries threw an eight-yard touchdown pass to wide receiver Mark Seay. The Dolphins had one final chance to win the game as Marino drove the team down to the Chargers' 30-yard line but Pete Stoyanovich's 48-yard field goal attempt with just eight seconds remaining was wide right.

MIAMI	7	14	0	0	–	21
SAN DIEGO	0	6	9	7	–	22

M – K. Jackson, 8 pass from Marino (Stoyanovich kick)	9/79	1-12:36
SD – FG Carney 20	15/72	2- 4:24
M – K. Jackson, 9 pass from Marino (Stoyanovich kick)	6/52	2- 7:39
SD – FG Carney 21	9/70	2-12:13
M – M. Williams, 16 pass from Marino (Stoyanovich kick)	9/70	2-14:33
SD – SAFETY – Parmalee tackled in end zone by Davis		3- 8:06
SD – Means, 24 run (Carney kick)	8/54	3-12:18
SD – Seay, 8 pass from Humphries (Carney kick)	10/61	4-14:25

ATT. – 63,381

	Miami	San Diego
First Downs/Total-Rush.-Pass.-Pen.	17-2-12-3	28-12-5-1
Total Yards-Plays-Average	282-47-6.0	466-85-5.5

548 • Playoff History

	Miami	San Diego
Rushes-Yards-Average	8-26-3.3	40-202-5.1
Net Yards Passing-Times Thrown-Yards Lost	256-1-6	264-2-12
Passes Attempted-Completed-Intercepted	38-24-0	43-28-2
Punts/Number-Average	5-45.2	2-43.5
Penalties/Number-Yards	7-47	5-67
Fumbles/Number-Lost	1-0	2-1

INDIVIDUAL STATISTICS

RUSHING – Miami: Parmalee 7-16; Craver 1-10.

San Diego: Means 24-139 1 TD; Bieniemy 4-33; Culver 6-14; Harmon 3-12; Jefferson 1-3; Humphries 2-1.

PASSING – Miami: Marino 38-24-0, 262 yards, 3 TDs.

San Diego: Humphries 43-28-2, 276 yards, 1TD.

RECEIVING – Miami: K. Jackson 8-109, 2 TDs; Fryar 5-70; McDuffie 5-46; Craver 2-8; Parmalee 2-8; M. Williams 1-16, 1 TD; Saxon 1-5.

San Diego: Harmon 7-57; Seay 6-61, 1 TD; Martin 5-62; Jefferson 3-44; Means 3-16; Culver 2-23; Pupunu 2-13.

INTERCEPTIONS – Miami: Smith 1-14; Stewart 1-0.

San Diego: None.

SACKS – Miami: Coleman 2.

San Diego: Team 1.

MISSED FIELD GOALS – Miami: Stoyanovich 48(WR).

San Diego: None.

1995 AFC FIRST-ROUND PLAYOFF

BILLS 37, DOLPHINS 22
December 30, 1995

Rich Stadium
Orchard Park, NY

The Buffalo Bills cruised out to a 24-0 halftime lead enroute to a 37-22 victory in an AFC First Round Playoff game in front of 73,103 fans at Rich Stadium. The contest proved to be the last game for Don Shula as head coach of the Dolphins. The Bills, led by running back Thurman Thomas' 158 yards, grounded out an AFC Playoff record 341 rushing yards, breaking the old mark of 318 set by the San Diego Chargers against Boston in 1963. Miami quarterback Dan Marino tied an NFL postseason record, with current teammate Bernie Kosar while he was a member of the Cleveland Browns in 1986, with 64 passing attempts and completed 33 (tied for second-highest in NFL postseason) of them for 422 yards (third-highest in NFL postseason). The two teams set a new NFL postseason record with 1,038 combined total net yards, breaking the old mark of 1,036 by the Dolphins and the San Diego Chargers in an overtime game in 1981. The Bills took an early 7-0 lead when Thomas scored on a one-yard touchdown run. Buffalo kicker Steve Christie put the Bills ahead 10-0 at the midway point of the first quarter with a 48-yard field goal. Buffalo needed just four plays to go 68 yards and took a 17-0 advantage when fullback Darick Holmes ran 21 yards for a touchdown with 9:54 left in the half. On the Dolphins' next possession, they drove to the Buffalo 40-yard line but Marino was hit by Bills defensive end Phil Hansen as he threw and the tipped ball was intercepted by linebacker Marlo Perry. It took Buffalo just 49 seconds to make the score 24-0 as Kelly connected with Steve Tasker on a 37-yard touchdown pass to cap a short three-play, 62-yard drive midway through the second quarter. The Bills added to their lead in the third quarter by driving 55 yards on ten plays and extended their lead to 27-0 when Christie booted a 23-yard field goal late in the third quarter. Miami got on the board when they took their next possession and drove 67 yards on nine plays and made the score 27-7 when Marino hit wide receiver O.J. McDuffie on a five-yard touchdown pass. The Bills increased their lead to 34-7 when they culminated a 61-yard drive with a 44-yard touchdown run by fullback Tim Tindale with 9:31 remaining in the game. The Dolphins cut the lead to 34-14 on their next possession as Marino connected with wide receiver Randal Hill on a 45-yard touchdown to close out a seven-play, 68-yard drive. The Bills answered with an eight-play, 44-yard drive that saw Christie kick a 42-yard field goal to make the score 37-14. Miami then took its next possession and marched 73 yards on eight plays and cut the lead to 37-22 when running back Terry Kirby ran one-yard for the score and a two-point conversion from Marino to McDuffie was good. The Dolphins then attempted an onside kick and safety Michael Stewart recovered at the Buffalo 49-yard line. However, Miami's last threat of the game was stopped when Marino was intercepted by Bills cornerback Ken Irvin at Buffalo's 13-yard line with 1:51 left in the game. McDuffie set a new club postseason record (tied with nine others for sixth-highest all-time in NFL postseason) with 11 receptions for 154 yards (a new Dolphin postseason record, surpassing Mark Duper's 148 yards vs. Pittsburgh in 1985).

MIAMI	0	0	0	22	–	22
BUFFALO	10	14	3	10	–	37

B – Thomas, 1 run (Christie kick)	7/58	1- 5:02
B – FG Christie 48	6/26	1- 7:58
B – Holmes, 21 run (Christie kick)	4/68	2- 5:06
B – Tasker, 37 pass from Kelly (Christie kick)	3/62	2- 7:39

B - FG Christie 23	10/55	3-13:57
M - McDuffie, 5 pass from Marino (Stoyanovich kick)	9/67	4- 1:07
B - Tindale, 44 run (Christie kick)	3/61	4- 5:29
M - R. Hill, 45 pass from Marino (Stoyanovich kick)	7/68	4- 6:59
B - FG Christie 42	8/44	4-10:24
M - Kirby, 1 run (Marino pass to McDuffie)	8/73	4-12:51

ATT. - 73,103

	Miami	Buffalo
First Downs/Total-Rush.-Pass.-Pen.	26-5-20-1	27-18-9-0
Total Yards-Plays-Average	502-80-6.3	536-74-7.2
Rushes-Yards-Average	14-70-5.0	52-341-6.6
Net Yards Passing-Times Thrown-Yards Lost	432-0-0	195-0-0
Passes Attempted-Completed-Intercepted	66-34-3	22-12-2
Punts/Number-Average	3-38.3	4-34.5
Penalties/Number-Yards	4-15	5-29
Fumbles/Number-Lost	2-1	1-0

INDIVIDUAL STATISTICS

RUSHING - Miami: Byars 4-22; Kidd 1-18; Parmalee 5-13; McDuffie 1-9; Kirby 2-8, 1 TD; Marino 1-0. Buffalo: Thomas 25-158, 1 TD; Holmes 15-87, 1 TD; Tindale 4-68, 1 TD; Brooks 2-28; Tasker 2-7; Kelly 3-(-3); Copeland 1-(-4).

PASSING - Miami: Marino 64-33-3, 422 yards, 2 TDs; Kosar 1-1-0, 10 yards, 0 TDs; McDuffie 1-0-0, 0 yards, 0 TDs. Buffalo: Kelly 22-12-2, 195 yards, 1 TD.

RECEIVING - Miami: McDuffie 11-154, 1 TD; Kirby 8-68; Parmalee 4-51; Byars 4-30; Fryar 3-29; Hill 2-59, 1 TD; Clark 2-41.

Buffalo: Tasker 5-108, 1 TD; Thomas 3-42; Cline 2-32; Brooks 2-13.

INTERCEPTIONS - Miami: Atkins 1-26; Vincent 1-0.

Buffalo: Perry 1-3; Johnson 1-2; Irvin 1-0.

SACKS - Miami: None.

Buffalo: None.

MISSED FIELD GOALS - Miami: Stoyanovich 53(S).

Buffalo: None.

1997 AFC FIRST-ROUND PLAYOFF

PATRIOTS 17, DOLPHINS 3
December 28, 1997

Foxboro Stadium
Foxboro, MA

The New England Patriots recorded their third win of the 1997 season over the Dolphins, and their fourth straight over Miami dating back to 1996, by holding Miami to just a field goal in their 17-3 triumph in a first-round playoff game at Foxboro Stadium. The loss was the Dolphins' third straight in the postseason. New England held Miami to 162 yards of total offense, the lowest total in the 32-game postseason history for the Dolphins, below a 176-yard performance against Washington in Super Bowl XVII. In addition, the three points scored by the Dolphins equalled the fewest points scored by the team in a playoff game with a 24-3 loss to the Dallas Cowboys in Super Bowl VI. Overall, New England forced three Miami turnovers, while the Patriots did not commit any miscues and 14 of New England's 17 points resulted from a Dolphins turnover. The Patriots sacked Dolphins quarterback Dan Marino four times on the day and Marino was held without a touchdown for the first time in 14 career playoff games. Marino's 13 straight playoff games with a touchdown is an NFL record. The Dolphins got to the Patriots' 39 late in the first quarter, but were stopped on third and fourth-and-one. The Patriots had an opportunity to take a 3-0 lead early in the second quarter, but Adam Vinatieri missed wide left on a 48-yard field goal attempt. Three plays later, Chris Slade intercepted a Dan Marino pass and returned it 22 yards to the Dolphins' 29. That led to a 24-yard touchdown pass from Drew Bledsoe to Troy Brown three plays afterward, on third-and-five, 4:33 into the second quarter. New England took over at its own 40 with 2:16 left in the first half and drove to the Dolphins' 30 before Vinatieri missed wide right on a 47-yard field goal try with 30 seconds on the clock. On the second play of the second half, Todd Collins picked off a Marino pass and brought it back 40 yards for a touchdown. The Patriots extended their lead to 17 points with 1:58 left in the third quarter when Vinatieri capped a 15-play, 67-yard drive with a 22-yard field goal. The Dolphins got their only points of the game nine seconds into the fourth quarter, on an Olindo Mare 38-yard field goal. Miami had gained possession at the Patriots' 43 after a Corey Harris 40-yard kickoff return and a ten-yard tripping penalty on the Patriots. Corey Harris recovered the ensuing onside kick, and the Dolphins took over at their own 44. On the next play, however, Chris Canty stripped the ball from Marino and Chris Slade recovered at the Dolphins' 41. Miami got into New England territory on each of its last two possessions - getting as far as the 45 and 43 - but were stopped on fourth down on each occasion.

MIAMI	0	0	0	3	-	3
NEW ENGLAND	0	7	10	0	-	17

NE – Brown, 24 pass from Bledsoe (Vinatieri kick)	3/29	2- 4:33
NE – Collins, 40 interception return (Vinatieri kick)		3- :55
NE – FG Vinatieri 22	15/67	3-13:02
M – FG Mare 38	8/23	4- :09

ATT. – 73,103

	Miami	New England
First Downs/Total-Rush.-Pass.-Pen.	10-2-6-2	15-7-7-1
Total Yards-Plays-Average	162-64-2.5	228-66-3.5
Rushes-Yards-Average	17-42-2.5	31-108-3.5
Net Yards Passing-Times Thrown-Yards Lost	120-4-21	120-3-19
Passes Attempted-Completed-Intercepted	43-17-2	32-16-0
Punts/Number-Average	7/37.4	7/36.7
Penalties/Number-Yards	5-21	5-31
Fumbles/Number-Lost	2-1	2-0

INDIVIDUAL STATISTICS

RUSHING – Miami: Parmalee 9-22; Abdul-Jabbar 5-16; McPhail 1-4; Marino 1-2; Pritchett 1-(-2).

New England: Cullors 22-86; Grier 6-16; Bledsoe 2-4; Meggett 1-2.

PASSING – Miami: Marino 43-17-2, 141 yards, 0 TDs.

New England: Bledsoe 32-16-0, 139 yards, 1 TD.

RECEIVING – Miami: McPhail 5-28; L. Thomas 3-6; Parmalee 3-13; McDuffie 3-6; Perriman 1-13; Jordan 1-11; Drayton 1-8.

New England: Glenn 4-57; Coates 4-25; Brown 2-32, 1 TD; Meggett 2-11; Jefferson 1-7; Purnell 1-4; Gash 1-3; Cullors 1-0.

INTERCEPTIONS – Miami: None.

New England: Collins 1-40, 1 TD; Slade 1-22.

SACKS – Miami: Armstrong 1; Brigrance 1; Gardener 1.

New England: Canty 1; Johnson 1; McGinest 1; Slade 1.

MISSED FIELD GOALS – Miami: None.

New England: Vinatieri 48(WL); 47(WR).

1998 AFC FIRST-ROUND PLAYOFF

DOLPHINS 24, BILLS 17
January 2, 1999

Pro Player Stadium
Miami, FL

The Dolphins recorded their first playoff win since the 1994 season, snapping a three-game losing streak in the postseason with a 24-17 win in an AFC First-Round Playoff game over the Buffalo Bills at Pro Player Stadium. Doug Flutie connected with Eric Moulds for a 65-yard completion on the game's first play from scrimmage, but Terrell Buckley stripped the ball and Brock Marion returned the fumble 17 yards to the Dolphins' 29-yard line. That led to a 16-play, 57-yard drive which used 8:23 of the clock and ended with an Olindo Mare 31-yard field goal. Miami made it a 6-0 game on Mare's second field goal of the afternoon, from 40 yards out, 4:24 into the second quarter. The score capped an 11-play, 66-yard drive that consumed 6:22 of the clock. Mare attempted an onside kick on the ensuing kickoff that was recovered by the Bills' Dan Brandenburg. Three plays later, Buffalo took its first lead of the game when Thurman Thomas ran it in from one-yard out, two plays after Flutie and Moulds combined for a 37-yard completion to the Dolphins' five-yard line. Buffalo got to the Dolphins' six-yard line with 24 seconds remaining in the first half, but Marion picked off a Flutie pass and returned it 19 yards. A personal foul penalty on the Bills put the Dolphins at their own 35. Dan Marino then completed a 52-yard pass to Oronde Gadsden who then lateraled the ball to O.J. McDuffie, putting the Dolphins at the Bills' nine-yard line. Mare, however, hit the right upright on a 26-yard field goal attempt as time expired in the half. The Dolphins regained the lead at 13-7 on Karim Abdul-Jabbar's three-yard touchdown run with 2:32 left in the third quarter. Abdul-Jabbar rushed for 21 yards on the 52-yard drive, which was accomplished in 12 plays and saw the Dolphins connect on three third down conversions. Stanley Pritchett punched it in for the two-point conversion. Buffalo answered less than two minutes later with a 32-yard touchdown pass from Flutie to Moulds which tied the game at 14 with 48 seconds left in the third quarter. Miami got the ball back and embarked on a 17-play, 77-yard drive that ended with Mare's third field goal of the game, from 23 yards out, 5:15 into the fourth period. Four plays afterward, Jerry Wilson forced the ball loose from Andre Reed after a reception and Terrell Buckley recovered, returning it six yards to midfield. The Dolphins capitalized off that turnover when Marino connected with Lamar Thomas for an 11-yard scoring strike on third-and-seven with 3:32 remaining in the game, capping the eight play drive. The Bills took over at their own 20 and got to the Dolphins' 15-yard line before Steve Christie connected on a 33-yard field goal with 1:33 left in the game. Kurt Schulz recovered the ensuing onside kick for Buffalo, giving them possession at their own 31 with 1:30 to play. The first play of the drive was a 30-yard completion from Flutie to Moulds, putting the Bills at the Dolphins' 39-yard line. From there, Buffalo converted three consecutive third downs, giving them a first-and-goal from the Dolphins' five-yard line with 17 seconds remaining. Trace Armstrong then sacked Flutie, forcing the ball loose, which was recovered by Shane Burton to preserve the victory. Moulds finished the game with an NFL playoff record 240 receiving yards.

BUFFALO	0	7	7	3	-	17
MIAMI	3	3	8	10	-	24

M - FG Mare 31	16/57	1 - 8:53
M - FG Mare 40	11/66	2 - 4:24
B - T. Thomas, 1 run (Christie kick)	3/42	2 - 6:06
M - Abdul-Jabbar, 3 run (Pritchett run)	12/52	3 - 12:28
B - Moulds, 32 pass from Flutie (Christie kick)	4/81	3 - 14:12
M - FG Mare 23	11/77	4 - 5:15
M - L. Thomas, 11 pass from Marino (Mare kick)	8/50	4 - 11:18
B - FG Christie 33	7/65	4 - 13:27

ATT. - 72,698

	Buffalo	Miami
First Downs/Total-Rush.-Pass.-Pen.	23-7-13-3	25-10-10-5
Total Yards-Plays-Average	416-57-7.3	345-69-5.0
Rushes-Yards-Average	18-77-4.3	34-117-3.4
Net Yards Passing-Times Thrown-Yards Lost	339-3-21	228-1-7
Passes Attempted-Completed-Intercepted	36-21-1	34-23-1
Punts/Number-Average	2/36.5	1/34.0
Penalties/Number-Yards	9-93	6-75
Fumbles/Number-Lost	4-4	0-0

INDIVIDUAL STATISTICS

RUSHING - Miami: Abdul-Jabbar 27-95, 1 TD; Parmalee 2-10; Pritchett 2-7; Avery 1-3; McDuffie 1-3; Marino 1-(-1).

Buffalo: T. Thomas 7-33, 1 TD; Flutie 4-29; A. Smith 7-15.

PASSING - Miami: Marino 34-23-1, 235 yards, 1 TD.

Buffalo: Flutie 36-21-1, 360 yards, 1 TD.

RECEIVING - Miami: McDuffie 6-53; Gadsden 5-85; L. Thomas 4-36, 1 TD; Drayton 3-20; Perry 2-29; Abdul-Jabbar 2-4; Ruddy 1-8.

Buffalo: Moulds 9-240, 1 TD; Reed 5-60; Williams 2-20; Loud 1-12; A. Smith 1-12; Gash 1-9; Riemersma 1-4; T. Thomas 1-3.

INTERCEPTIONS - Miami: Marion 1-19.

Buffalo: Jackson 1-0.

SACKS - Miami: Armstrong 1; Gardener 0.5; Jones 0.5; Rodgers 0.5; Tanner 0.5.

Buffalo: Wiley 1.

MISSED FIELD GOALS - Miami: Mare 26(WR).

Buffalo: None.

1998 AFC DIVISIONAL PLAYOFF

BRONCOS 38, DOLPHINS 3

January 9, 1999

**Mile High Stadium
Denver, CO**

Miami failed to score a touchdown in its second straight road playoff game, as they dropped their seventh consecutive postseason road game overall, with a 38-3 loss to the Broncos at Mile High Stadium. After stopping the Dolphins on the first series of the game, the Broncos took over at their own eight and embarked on a 14-play, 92-yard drive that used 7:56 of the clock and ended with a Terrell Davis one-yard touchdown run with 5:55 left in the opening quarter. Davis ran for 38 yards on seven carries on the drive, and John Elway completed five of six passes for 48 yards. Denver took a two-touchdown advantage before the first quarter was over when Davis scored on a 20-yard run with 1:02 remaining in the opening period. The touchdown came three plays after Elway connected with Ed McCaffrey for a 33-yard completion to the Dolphins' 33-yard line. Miami answered with an 11-play, 76-yard drive that consumed 5:55 of the clock and ended with an Orlando Mare 22-yard field goal, 4:53 into the second quarter. Dan Marino completed six of seven passes for 55 yards on the march. Denver scored a touchdown on their third consecutive series when Derek Loville ran it in from 11 yards out with 4:39 left in the second quarter. The score capped an 11-play, 87-yard drive that used 5:28 of the clock. As a team, the Broncos rushed for 62 yards on the drive, including 47 yards by Davis. Davis broke loose for a 62-yard run to the Dolphins' 18-yard line on the first play of the second half, leading to a Jason Elam 32-yard field goal four plays afterward. Denver opened a 28-point advantage 1:37 into the fourth quarter when Elway combined with Rod Smith for a 28-yard touchdown strike. The Broncos finished off the scoring when Neil Smith recovered an Oronde Gadsden fumble following a reception and rumbled 79 yards for a touchdown.

MIAMI	0	3	0	0	-	3
DENVER	14	7	3	14	-	38

D - Davis, 1 run (Elam kick)	14/92	1 - 9:05
D - Davis, 20 run (Elam kick)	4/66	1 - 13:58
M - FG Mare 22	11/76	2 - 4:53

552 • Playoff History

D - Loville, 11 run (Elam kick)	11/87	2 - 10:21
D - FG Elam 32	5/66	3 - 3:08
D - R. Smith, 28 pass from Elway (Elam kick)	5/52	4 - 1:37
D - N. Smith, 79 fumble return (Elam kick)		4 - 5:11

ATT. - 75,729

	Miami	Denver
First Downs/Total-Rush.-Pass.-Pen.	14-1-11-2	24-13-10-1
Total Yards-Plays-Average	252-51-4.9	424-62-6.8
Rushes-Yards-Average	13-14-1.1	38-250-6.6
Net Yards Passing-Times Thrown-Yards Lost	238-1-5	174-1-8
Passes Attempted-Completed-Intercepted	37-26-2	23-14-0
Punts/Number-Average	5/45.6	2/48.5
Penalties/Number-Yards	10-57	5-41
Fumbles/Number-Lost	1-1	0-0

INDIVIDUAL STATISTICS

RUSHING - Miami: Parmalee 7-14; Abdul-Jabbar 3-5; Huard 2-(-2); Pritchett 1-(-3).

Denver: Davis 21-199, 2 TDs; Loville 8-34, 1 TD; Elway 3-19; Brister 6 (-2).

PASSING - Miami: Marino 37-26-2, 243 yards, 0 TDs.

Denver: Elway 23-14-0, 182 yards, 1 TD.

RECEIVING - Miami: McDuffie 9-118; Parmalee 5-24; Gadsden 4-36; L. Thomas 3-31; Pritchett 3-23; Jacquet 1-6; Abdul-Jabbar 1-5.

Denver: Sharpe 5-38; R. Smith 4-71, 1 TD; McCaffrey 3-52; Griffith 1-14; Davis 1-7.

INTERCEPTIONS - Miami: None.

Denver: Johnson 1-48; Romanowski 1-0.

SACKS - Miami: Wilson 1.

Denver: Washington 1.

MISSED FIELD GOALS - Miami: None.

Denver: None.

1999 AFC FIRST-ROUND PLAYOFF

DOLPHINS 20, SEAHAWKS 17
January 9, 2000

Kingdome
Seattle, WA

In the last game ever played at the Kingdome, the Dolphins recorded their first road playoff win since 1972 with a 20-17 triumph over the Seattle Seahawks. The Seahawks' second possession of the game started at the Dolphins' 47 after Miami was forced to punt from its own four-yard line. From there, Seattle needed eight plays before Jon Kitna connected with Sean Dawkins for a nine-yard touchdown pass on third-and-three, with 6:18 to play in the first quarter. The score marked the second third-down conversion on the drive for the Seahawks. Kitna and Mike Pritchard hooked up for a pair of completions on the drive, totaling 29 yards. Brock Marion returned the ensuing kickoff 47 yards to midfield. The Dolphins then moved 37 yards in seven plays, leading to an Olindo Mare 32-yard field goal with 2:05 remaining in the opening quarter. The Seahawks re-gained their seven-point advantage with 45 seconds left in the first half on Todd Peterson's 50-yard field goal, which capped an eight-play, 49-yard drive that used 3:45 of the clock. The Dolphins took over at their own 40 on the opening possession of the second half after Peterson's kickoff went out of bounds. Led by Dan Marino, who completed all six of his passes, totaling 56 yards, Miami embarked on a ten-play, 60-yard drive that consumed 6:05 of the clock and ended with a one-yard touchdown pass from Marino to Oronde Gadsden on third-and-goal. The touchdown pass was the 31st for Marino in his playoff career, moving him past Terry Bradshaw into sole possession of second on the NFL's all-time postseason list. The key play on the march was a 27-yard completion from Marino to O.J. McDuffie on third-and-seven from the Seattle 46. Charlie Rogers took the ensuing kickoff and raced 85 yards for a touchdown to give Seattle the lead once again. The Dolphins pulled to within four points on Mare's 50-yard field goal with 2:22 to play in the third quarter, culminating a six-play, 32-yard drive in which Autry Denson rushed for 25 yards. The ensuing onside kick was recovered by Miami's Shawn Wooden, and the Dolphins took over at their own 42. Although they could not take advantage of that opportunity, Tom Hutton's punt that followed pinned Seattle at their own six. Down by four points with 9:09 to play, Miami gained possession at their own 15. On the third play of the series, they faced a third-and-17 from their own 8 when Marino hit Tony Martin for a 23-yard completion. From there, Miami marched the length of the field in just eight more plays, the final one being a two-yard TD run by J.J. Johnson with 4:48 to play in the game. Two plays prior to the score Marino connected with Gadsden for a 24-yard completion on third-and-10 from the Seahawks 29, giving them a first-and-goal from the 5. Seattle went three and out on their next series, and a Terrell Buckley interception with 23 seconds remaining ended any Seattle comeback hopes. The Dolphins dominated the second half of the game, as they gained 230 yards while holding Seattle to just 32 yards over the final 30 minutes of the game. Overall on the day, the Dolphins outgained Seattle by a 299-171 margin. They rushed for 108 yards while limiting the Seahawks to just 41 yards. The Dolphins held the ball for 34:48. Miami registered a club playoff record six sacks on the afternoon, including three by Trace Armstrong. Johnson finished the game with 86 yards rushing and a touchdown on 27 attempts. McDuffie and Martin each caught five passes.

MIAMI	3	0	10	7	-	20
SEATTLE	7	3	7	0	-	17

S - Dawkins, 9 pass from Kitna (Peterson kick)	8/47	1 - 8:42
M - FG Mare 32	7/37	1 - 12:55
S - FG Peterson 50	8/49	2 - 15:15
M - Gadsden, 1 pass from Marino (Mare kick)	10/60	3 - 6:05
S - Rogers, 85 kickoff return (Peterson kick)		3 - 6:23
M - FG Mare 50	6/32	3 - 12:38
M - Johnson, 2 run (Peterson kick)	11/85	4 - 10:12

ATT. - 66,170

	Miami	Seattle
First Downs/Total-Rush.-Pass.-Pen.	18-7-10-1	12-0-10-2
Total Yards-Plays-Average	299-68-4.4	171-56-3.1
Rushes-Yards-Average	37-108-2.9	20-41-2.1
Net Yards Passing-Times Thrown-Yards Lost	191-1-5	130-6-32
Passes Attempted-Completed-Intercepted	30-17-0	30-14-2
Punts/Number-Average	8/41.3	7/47.9
Penalties/Number-Yards	6-67	2-10
Fumbles/Number-Lost	0-0	0-0

INDIVIDUAL STATISTICS

RUSHING - Miami: Johnson 27-86, 1 TD; Denson 7-19, Pritchett 2-4; Marino 1-(-1).

Seattle: Watters 19-40; Kitna 1-1.

PASSING - Miami: Marino 30-17-0, 196 yards, 1 TD.

Seattle: Kitna 30-14-2, 162 yards, 1 TD.

RECEIVING - Miami: McDuffie 5-82; Martin 5-70; Gadsen 2-25, 1 TD; Johnson 2-3; Konrad 1-7; Goodwin 1-6; Perry 1-3.

Seattle: Dawkins 3-35, 1 TD; Pritchard 3-34; Fauria 3-31; Watters 2-22; Brown 2-18; Galloway 1-22.

INTERCEPTIONS - Miami: Marion 1-31; Buckley 1-6.

Seattle: None.

SACKS - Miami: Armstrong 3; Owens 1; Z. Thomas 1; Wilson 1.

Seattle: Adams 1.

MISSED FIELD GOALS - Miami: None.

Seattle: None.

1999 AFC DIVISIONAL PLAYOFF

JAGUARS 62, DOLPHINS 7
January 15, 2000

ALLTEL Stadium
Jacksonville, FL

The Dolphins allowed the most point in club history and suffered their worst defeat ever as well. The Jaguars took a 7-0 lead on an eight-yard touchdown pass from Mark Brunell to Jimmy Smith on the first series of the game, 4:28 into the contest. A 41-yard completion from Mark Brunell to Jimmy Smith to the Dolphins' 22 was the key play on the 73-yard drive, in which Jacksonville converted all three of their third down attempts, including the touchdown. On the next play from scrimmage, Aaron Beasley intercepted a Dan Marino pass and Jacksonville took over at the Dolphins' 41. From there, the Jaguars moved 14 yards, setting up a Mike Hollis 45-yard field goal, with 6:19 to play in the opening quarter. The Jaguars scored for the third time in as many possessions when Fred Taylor broke loose for a 90-yard touchdown run with 3:46 remaining in the first quarter. On the following play from scrimmage, Tony Brackens stripped the ball from Marino, Brackens recovered and went 16 yards for the score. On the first play of the second quarter, Jacksonville scored again on a 39-yard touchdown pass from Brunell to Taylor on third-and-14. The Jaguars gained possession at the Dolphins' 21 on their next series after Corey Chamblin blocked a Tom Hutton punt. That led to a James Stewart 25-yard TD run three plays later. Hollis added a 28-yard field goal 1:51 prior to the half. That score came five plays after Carnell Lake recovered a J.J. Johnson fumble at the Dolphins' 30. Miami got its first points of the game three seconds before halftime when Marino and Oronde Gadsden combined for a 20-yard TD pass, on third-and-10. Jay Fiedler connected with Jimmy Smith for a 70-yard touchdown pass, 2:57 into the third quarter, giving Jacksonville 48 points on the afternoon, marking the most points that Miami has ever given up in the postseason. Fiedler fired his second touchdown pass of the day with 6:19 to play in the third quarter when he hit Alvis Whitted for a 38-yard scoring pass. Jacksonville finished the scoring with a Chris Howard five-yard touchdown run 4:23 into the fourth quarter, one play after Donovan Darius recovered an Autry Denson fumble.

MIAMI	0	7	0	0	-	7
JACKSONVILLE	24	17	14	7	-	62

J - Smith, 8 pass from Brunell (Hollis kick)	9/73	1 - 4:28
J - FG Hollis 45	9/14	1 - 8:41
J - Taylor, 90 run (Hollis kick)	2/91	1 - 11:14

554 • Playoff History

J	–	Brackens, 16 fumble return (Hollis kick)		1 - 11:39
J	–	Taylor, 39 pass from Brunell (Hollis kick)	4/53	2 - :12
J	–	Stewart, 25 run (Hollis kick)	3/21	2 - 2:55
J	–	FG Hollis 28	5/20	2 - 13:09
M	–	Gadsden, 20 pass from Marino (Mare kick)	9/80	2 - 14:57
J	–	Smith, 70 pass from Fiedler (Hollis kick)	3/78	3 - 2:57
J	–	Whitted, 38 pass from Fiedler (Hollis kick)	5/69	3 - 8:41
J	–	Howard, 5 run (Hollis kick)	1/5	4 - 4:23

ATT. – 66,170

	Miami	Jacksonville
First Downs/Total-Rush.-Pass.-Pen.	10/0-6-4	21/10-10-1
Third Down Efficiency	2-14/14.3	8-16/50.0
Total Yards-Plays-Average	133-65-2.0	520-68-7.6
Rushes-Yards-Average	19-23-1.2	46-257-5.6
Net Yards Passing-Times Thrown-Yards Lost	110-5-31	263-2-14
Passes Attempted-Completed-Intercepted	41-16-2	20-12-1
Punts/Number-Average	9-39.6	5-39
Penalties/Number-Yards	9-88	7-51
Fumbles/Number-Lost	6-5	1-1

INDIVIDUAL STATISTICS

RUSHING – Miami: Denson 6-10; Pritchett 2-10; Johnson 8-9; Huard 1-2; Marino 1-0; Hutton 1-(-8).
 Jacksonville: Taylor 18-135, 1 TD; Stewart 11-62, 1 TD; Howard 15-54, 1 TD; Brunell 1-6; Shelton 1-0.

PASSING – Miami: Marino 25-11-2, 95 yards, 1 TD; Huard 16-5-0, 46 yards, 0 TDs.
 Jacksonville: Brunell 9-5-0, 105 yards, 2 TDs; Fiedler 11-7-1, 172 yards, 2 TDs.

RECEIVING – Miami: Gadsden 6-62, 1 TD; Konrad 3-30; McDuffie 2-19; Pritchett 2-17; Johnson 2-11; Drayton 1-2.

Jacksonville: Smith 5-136, 2 TDs; McCardell 4-52; Taylor 1-39, 1 TD; Whitted 1-38, 1 TD; Shelton 1-12.

INTERCEPTIONS – Miami: Jackson 1-0 yards.

Jacksonville: Beasley 2-5 yards.

SACKS – Miami: Bowens 1.0; Mixon 1.0.

Jacksonville: Walker 2; Brackens 1; Leroy 1; Marts 1.

MISSED FIELD GOALS – Miami: None.

Jacksonville: Hollis 39(WL).

2000 AFC FIRST-ROUND PLAYOFF

DOLPHINS 23, COLTS 17 (OT)
December 30, 2000

Pro Player Stadium
Miami, FL

The Miami Dolphins recorded the second-largest comeback win in team playoff history as they rallied from a 14-0 halftime deficit to earn a 23-17 overtime win against the Indianapolis Colts at Pro Player Stadium. The Dolphins faced a fourth-and-six from the Colts' 39 on their first possession of the game, but could not convert. The Colts took over and marched 47 yards in seven plays, en route to a Mike Vanderjagt 32-yard field goal. The Dolphins made it to the Colts' 33 late in the first quarter, but on third-and-14, Chad Cota intercepted a Jay Fiedler pass in the end zone. Vanderjagt lined up to attempt his second field goal in as many series, but the run by holder Hunter Smith on the fake was short of the first down. On the next play from scrimmage, Chad Bratzke intercepted a Fiedler pass and returned it four yards to the Dolphins' four. That led to a seven-play, 17-yard drive that culminated with a Vanderjagt 26-yard field goal. Fiedler suffered his third interception in as many series three plays later when Cota picked off his second pass of the day, giving the Colts the ball at the Dolphins' 18. Two plays later, Peyton Manning connected with Jerome Pathon for a 17-yard score. That was followed by a Manning to Ken Dilger pass for the two-point conversion. The Dolphins had a chance to put their first points on the board with 31 seconds left in the first half, but Olindo Mare missed wide right on a 38-yard field goal attempt. The Dolphins opened the second half with an 11-play, 70-yard drive that ended with a two-yard scoring run by Lamar Smith, 6:51 into the half. Smith rushed for 42 yards on seven attempts on the march. The Dolphins cut the lead to four points 4:37 into the fourth quarter on a 38-yard field goal by Mare, which capped a nine-play, 53-yard drive. The Colts answered with a nine-play, 45-yard march which ended with a Vanderjagt 50-yard field goal. The Dolphins took over at their own 20 with 4:55 to play in the game, and marched the length of the field in 14 plays towards the game-tying score, a nine-yard touchdown pass from Fiedler to Jed Weaver on third-and-goal, with 34 seconds remaining in the game. Fiedler threw for 52 yards on the drive, as he completed six of 10 passes while also rushing three times for 15 yards. The Colts got into field goal position 5:44 into the overtime period, but Vanderjagt missed wide right on a 49-yard field goal attempt. The Dolphins took over at their own 39, and on the third play from scrimmage, they got into Colts territory at the 48 on a six-yard completion from Fiedler to Jeff Ogden on third-and-three. Eight plays later, Smith gave the Dolphins their third straight victory in the First Round of the playoffs on a 17-yard touchdown run with 3:34 left in overtime. Smith's 40 attempts represented a new NFL playoff single-game best. His yardage figure was the second-most ever in an NFL postseason contest.

INDIANAPOLIS	3	11	0	3	0	-	17
MIAMI	0	0	7	10	6	-	23

I - FG Vanderjagt 32	7/47	1 - 7:11
I - FG Vanderjagt 26	7/17	2 - 5:27
I - Pathon, 17 pass from Manning (Manning pass to Dilger)	2/18	2 - 7:13
M - L. Smith, 2 run (Mare kick)	11/70	3 - 6:51
M - FG Mare 38	9/53	4 - 4:37
I - FG Vanderjagt 50	9/45	4 - 10:05
M - Weaver, 9 pass from Fiedler (Mare kick)	14/80	4 - 14:26
M - L. Smith, 17 run (Mare kick)	11/61	OT - 9:18

ATT. - 73,193

	Indianapolis	Miami
First Downs/Total-Rush-Pass-Pen.	14/6-8-0	26/16-10-0
Third Down Efficiency	2-11/18.2	8-17/47.1
Total Yards-Plays-Average	293-55-5.3	434-84-5.2
Rushes-Yards-Average	23-99-4.3	48-258-5.4
Net Yards Passing-Sacked-Yards Lost	194-0-0	176-2-9
Passes Attempted-Completed-Intercepted	32-17-0	34-19-3
Punts/Number-Average	4-42.8	3-46
Penalties/Number-Yards	1-10	7-55
Fumbles/Number-Lost	0-0	0-0
Time of Possession	27:46	43:40

INDIVIDUAL STATISTICS

RUSHING - Miami: L. Smith 40-209, 2 TDs; Fiedler 7-43; Martin 1-6.

Indianapolis: James 21-107; Manning 1-(-2); Smith 1-(-6).

PASSING - Miami: Fiedler 34-19-3, 185 yards, 1 TD.

Indianapolis: Manning 32-17-0, 194 yards, 1 TD.

RECEIVING - Miami: McDuffie 4-57; Gadsden 4-38; L. Smith 3-18; Martin 2-21; Johnson 2-18; Denson 2-18; Weaver 1-9, 1 TD; Ogden 1-6.

Indianapolis: Pathon 5-69, 1 TD; Harrison 5-63; James 3-33; Dilger 3-16; Pollard 1-13.

INTERCEPTIONS - Miami: None.

Indianapolis: Cota 2-23 yards; Bratzke 1-4 yards.

SACKS - Miami: None

Indianapolis: Johnson 1; Belser 0.5; Whittington 0.5.

MISSED FIELD GOALS - Miami: Mare 38(WR).

Indianapolis: Vanderjagt 49(WR).

2000 AFC DIVISIONAL PLAYOFF

RAIDERS 27, DOLPHINS 0
January 6, 2001

Network Associates Coliseum
Oakland, CA

The Miami Dolphins suffered the first shutout in the team's playoff history with a 27-0 loss to the Oakland Raiders. The Raiders got on the board first 3:34 into the contest when Tory James intercepted a Jay Fiedler pass and returned it 90 yards for a touchdown, the longest interception return ever against the Dolphins in the postseason. The score occurred after the Dolphins were at the Raiders' 16. The Raiders opened a ten-point lead with 4:52 to play in the first quarter on a Sebastian Janikowski 36-yard field goal, which capped an eight-play, 46-yard drive. Janikowski converted his second field goal in as many offensive series when he hit from 33 yards out, 6:24 into the second quarter. The 12-play, 78-yard drive was highlighted by a 32-yard catch-and-run by Terry Kirby to midfield. The Raiders took a 20-point advantage with 1:53 to play in the first half on a six-yard touchdown pass from Rich Gannon to James Jett on third-and-four. The drive began at the Dolphins' 43 after Charles Woodson recovered a Lamar Smith fumble that was forced by Tory James. Of the 43 yards on the march, Gannon scrambled for 19 yards. The final points of the day were scored on the Raiders' first possession of the second half when Tyrone Wheatley ran it in from two yards out, culminating a 12-play, 54-yard drive that used 6:50 of the clock. Gannon threw for 32 yards on the march, including a 12-yard completion to Tim Brown on third-and-seven, one play prior to the touchdown.

MIAMI	0	0	0	0	-	0
OAKLAND	10	10	7	0	-	27

O - James, 90 interception return (Janikowski kick)	1 - 3:24
O - FG Janikowski 36	8/46 1 - 10:08
O - FG Janikowski 33	12/78 2 - 6:24
O - Jett, 6 pass from Gannon (Janikowski kick)	9/43 2 - 13:57
O - Wheatley, 2 run (Janikowski kick)	12/54 3 - 9:04

ATT. - 61,998

	Miami	Oakland
First Downs/Total-Rush-Pass Pen.	10/0-8-2	20/10-7-3
Third Down Efficiency	2-12/16.7	8-16/50.0
Total Yards-Plays-Average	204-56-3.6	267-66-4.0
Rushes-Yards-Average	17-40-2.4	45-140-3.1
Net Yards Passing-Sacked-Yards Lost	164-2-12	127-3-16
Passes Attempted-Completed-Intercepted	37-18-3	18-12-0
Punts/Number-Average	6-34-2	5-46-8
Penalties/Number-Yards	8-55	6-40
Fumbles/Number-Lost	1-1	1-1
Time of Possession	22:36	37:24

INDIVIDUAL STATISTICS

RUSHING – Miami: Johnson 3-12; Denson 3-12; Fiedler 3-12; L. Smith 8-4.

Oakland: Wheatley 19-56, 1 TD; Kirby 11-37; Gannon 5-31; Jordan 5-15; Kaufman 1-4; Crockett 1-3; Hoying 2-(-2); Jett 1-(-4).

PASSING – Miami: Fiedler 37-18-3, 176 yards, 0 TDs.

Oakland: Gannon 18-12-0, 143 yards, 0 TDs; Hoying 0-0-0, 0 yards, 0 TDs.

RECEIVING – Miami: Denson 6-42; Shepherd 4-20; McDuffie 3-43; Martin 2-27; Gadsden 1-33; Johnson 1-7; L. Smith 1-4.

Oakland: Kirby 2-35; Rison 2-28; Brown 2-27; Jordan 2-14; Jett 2-13; Brigham 1-17; Crockett 1-9.

INTERCEPTIONS – Miami: None.

Oakland: James 2-98 yards, 1 TD; Allen 1-0 yards.

SACKS – Miami: Armstrong 1; Bromell 1; Jones 1.

Oakland: Bryant 1; Coleman 1.

MISSED FIELD GOALS – Miami: None.

Oakland: Janikowski 58(S).

2001 AFC FIRST-ROUND PLAYOFF

RAVENS 20, DOLPHINS 3
January 13, 2002

Pro Player Stadium
Miami, FL

The Dolphins dropped their first home playoff game since January 17, 1993, snapping a three-game home playoff win streak. Twan Russell stripped the ball from Jermaine Lewis on the game's opening kickoff and Tommy Hendricks recovered at the Ravens' 24-yard line, leading to an Olindo Mare 33-yard field goal four plays later. The score remained that way until the third play of the second quarter when Terry Allen scored on a four-yard run, culminating a 17-play, 90-yard drive in which Baltimore ran the ball 12 times totaling 61 yards, led by Allen, who rushed for 27 yards on four carries. With just more than a minute remaining in the first half, Jamie Sharper recovered a Travis Minor fumble at the Dolphins' 41-yard line. The Ravens were unable to capitalize, however, as Matt Stover's 40-yard field goal attempt as time expired hit the left upright. Baltimore extended its lead to 11 points with 1:20 to play in the third quarter when Elvis Grbac hit Travis Taylor in the end zone for a four-yard touchdown pass on third-and-goal, capping an 11-play, 99-yard drive. The key play was a 45-yard completion from Grbac to Taylor on third-and-one from the Ravens' 10-yard line. Peter Boulware stripped the ball from Jay Fiedler on a sack on the third play of the fourth quarter, and Boulware recovered at the Dolphins' 37-yard line. That resulted in a Matt Stover 35-yard field goal six plays afterward. Stover added his second field goal in as many series with a 40-yarder with 2:01 to play in the game. That three-pointer came 11 plays after a Duane Starks interception after the Dolphins had made it to the Ravens' 42-yard line. Baltimore rushed for 49 yards on eight attempts on the scoring drive.

BALTIMORE	0	7	7	6	-	20
MIAMI	3	0	0	0	-	3

M – FG Mare 33	4/9/2:03	1 -12:46
B – Allen, 4 run (Stover kick)	17/90/8:51	2 -13:34
B – Taylor, 4 pass from Grbac (Stover kick)	11/99/5:42	3 - 1:20
B – FG Stover 35	6/20/3:33	4 -11:05
B – FG Stover 40	11/50/6:33	4 - 2:01

ATT. – 72,251

	Baltimore	Miami
First Downs/Total-Rush-Pass Pe.	20/12-7-1	9/1-6-2
Third Down Efficiency	10-16/62.5	3-11/27.3
Total Yards-Plays-Average	347-69-5.0	151-46-3.3
Rushes-Yards-Average	50-226-4.5	15-46-3.1
Net Yards Passing-Sacked-Yards Lost	121-1-12	105-3-17
Passes Attempted-Completed-Intercepted	18-12-0	28-15-1
Punts/Number-Average	4-45.5	5-47.4
Penalties/Number-Yards	5-35	6-36
Fumbles/Number-Lost	1-1	3-2
Time of Possession	37:54	22:06

INDIVIDUAL STATISTICS

RUSHING – Miami: Fiedler 3-16; Minor 5-14; Lucas 1-10; Smith 6-6.

Baltimore: Allen 25-109, 1 TD; Brookins 10-65; Williams 6-24; Taylor 1-15; Ayanbadejo 2-8; J. Lewis 2-4; Grbac 2-3; Redman 2-(-2).

PASSING – Miami: Fiedler 28-15-1, 122 yards, 0 TDs.

Baltimore: Grbac 18-12-0, 133 yards, 1 TD.

RECEIVING – Miami: Ward 5-55; McKnight 4-26; Weaver 2-22; Minor 2-4; Gadsden 1-9; Smith 1-6.

Baltimore: Sharpe 4-23; Taylor 2-49, 1 TD; Ismail 1-16; Gash 1-13; Heap 1-11; Stokley 1-11; Ayanbadejo 1-7; Brookins 1-3.

INTERCEPTIONS – Miami: None.

Baltimore: Starks 1-26 yards.

SACKS – Miami: Galyon 1.

Baltimore: Boulware 1; Mitchel 1; Sharper 1.

MISSED FIELD GOALS – Miami: None.

Baltimore: Stover 40(WL).

DOLPHINS INDIVIDUAL PLAYOFF RECORDS

The following individual records relate solely to service with the Miami Dolphins. They include National Football League playoff and Super Bowl statistics only. Super Bowl games are marked with a “*.”

SERVICE

MOST GAMES PLAYED

- 19 Bob Kuechenberg (1970-84)
- 18 Dan Marino (1983-99)
- 13 by six players

MOST STARTS

- 19 Bob Kuechenberg (1970-84)
- 18 Dan Marino (1983-99)
- 13 Kim Bokamper (1977-85)
- 13 Richmond Webb (1990-00)

SCORING

MOST POINTS

Career

- 64 Garo Yepremian (12 games), 28 XPs, 12 FGs
- 60 Larry Csonka (12 games), 10 TDs

Game

- 18 Larry Csonka (12/30/73 vs. Oakland), 3 TDs

MOST TOUCHDOWNS

Career

- 10 Larry Csonka (12 games), 9 run, 1 pass
- 6 Jim Kiick (11 games), 6 run

Game

- 3 Larry Csonka (12/30/73 vs. Oakland), run

MOST FIELD GOALS

Career

- 12 Garo Yepremian (12 games), 20 attempts

- 9 Uwe von Schamann (ten games), 15 attempts

- 9 Olindo Mare (eight games), 11 attempts

Game

- **3 Uwe von Schamann (1/20/85 vs. San Francisco), 3 attempts
- 3 Olindo Mare (1/2/99 vs. Buffalo), 4 attempts

LONGEST FIELD GOALS

- 58 Pete Stoyanovich (1/5/91 vs. Kansas City)
- 51 Fuad Reveiz (1/4/86 vs. Cleveland)
- 51 Pete Stoyanovich (1/17/93 vs. Buffalo)

MOST POINTS AFTER TOUCHDOWNS

Career

- 32 Uwe von Schamann (ten games), 33 attempts
- 28 Garo Yepremian (12 games), 29 attempts

Game

- 6 Uwe von Schamann (1/6/85 vs. Pittsburgh), 6 attempts
- 5 Uwe von Schamann (1/2/82 vs. San Diego), 5 attempts

MOST TWO-POINT CONVERSIONS

Career

- 1 O.J. McDuffie (six games)
- 1 Stanley Pritchett (three games)

Game

- 1 O.J. McDuffie (12/30/95 at Buffalo)
- 1 Stanley Pritchett (1/2/99 vs. Buffalo)

RUSHING

MOST RUSHING YARDS

Career

- 891 Larry Csonka (12 games), 225 attempts
- 454 Tony Nathan (11 games), 118 attempts

Game

- 209 Lamar Smith (12/30/00 vs. Indianapolis),
40 attempts
 **145 Larry Csonka (1/13/74 vs. Minnesota),
33 attempts

MOST RUSHING ATTEMPTS**Career**

- 225 Larry Csonka (12 games)
 118 Tony Nathan (11 games)

Game

- 40 Lamar Smith (12/30/00 vs. Indianapolis),
209 yards (NFL Record)
 **33 Larry Csonka (1/13/74 vs. Minnesota),
145 yards

MOST RUSHING TOUCHDOWNS**Career**

- 9 Larry Csonka (12 games)
 6 Jim Kiick (11 games)

Game

- 3 Larry Csonka (12/30/73 vs. Oakland)
 2 Four times, last: Lamar Smith (12/30/00
vs. Indianapolis)

MOST 100-YARD RUSHING GAMES**Career**

- 4 Larry Csonka (12 games)
 1 Mercury Morris (ten games)
 1 Andra Franklin (six games)
 1 Lamar Smith (three games)

LONGEST RUNS FROM SCRIMMAGE

- **49 Larry Csonka (1/14/73 vs. Washington)
 37 Larry Seiple (12/31/72 at Pittsburgh)

PASSING

MOST YARDS PASSING**Career**

- 4,510 Dan Marino (18 games)
 1,467 Bob Griese (12 games)

Game

- 422 Dan Marino (12/30/95 at Buffalo), 33
of 64
 421 Dan Marino (1/6/85 vs. Pittsburgh),
21 of 32

MOST PASS ATTEMPTS**Career**

- 687 Dan Marino (18 games)
 208 Bob Griese (12 games)

Game

- 64 Dan Marino (12/30/95 at Buffalo), 33
completions
 **50 Dan Marino (1/20/85 vs. San Francisco),
29 completions

MOST PASS COMPLETIONS**Career**

- 385 Dan Marino (18 games)
 112 Bob Griese (12 games)

Game

- 33 Dan Marino (12/30/95 at Buffalo), 64
attempts

- 29 Don Strock (1/2/82 vs. San Diego), 43
attempts

- **29 Dan Marino (1/20/85 vs. San Francisco),
50 attempts

MOST CONSECUTIVE PASS COMPLETIONS

- 13 Don Strock (1/2/82 vs. San Diego)
 11 Dan Marino (1/5/91 vs. Kansas City
through 1/12/91 at Buffalo)

MOST TOUCHDOWN PASSES**Career**

- 32 Dan Marino (18 games)
 10 Bob Griese (12 games)

Game

- 4 Don Strock (1/2/82 vs. San Diego)
 4 Dan Marino (1/6/85 vs. Pittsburgh)

MOST PASSES HAD INTERCEPTED**Career**

- 24 Dan Marino (18 games)
 12 Bob Griese (12 games)

Game

- 3 David Woodley (1/23/83 vs. N.Y. Jets),
21 attempts
 3 Dan Marino (12/30/95 at Buffalo), 64
attempts
 3 Jay Fiedler (12/30/00 vs. Indianapolis),
34 attempts
 3 Jay Fiedler (1/6/01 at Oakland), 37
attempts

HIGHEST COMPLETION PERCENTAGE**Career (minimum 50 completions)**

- 56.0 Dan Marino (18 games), 385 of 687
attempts
 53.8 Bob Griese (12 games), 112 of 208
attempts

Game (minimum 12 completions)

- 84.2 David Woodley (1/8/83 vs. New
England), 16 of 19 attempts
 77.3 David Woodley (1/16/83 vs. San Diego),
17 of 22 attempts

MOST 300-YARD PASSING GAMES**Career**

- 4 Dan Marino (18 games)
 1 Don Strock (13 games)

LONGEST PASS PLAYS

- **76t David Woodley to Jimmy Cefalo (1/30/83
vs. Washington)
 75t Bob Griese to Paul Warfield
(1/2/72 vs. Baltimore)

RECEIVING

MOST RECEPTIONS**Career**

- 65 Tony Nathan (11 games)
 50 O.J. McDuffie (ten games)

Game

- 11 O.J. McDuffie (12/30/95 at Buffalo),
154 yards
 **10 Tony Nathan (1/20/85 vs. San Francisco),
83 yards
 10 Tony Nathan (1/4/86 vs. Cleveland),
101 yards

MOST RECEIVING YARDS

Career

- 717 Paul Warfield (11 games), 21.1 per catch
- 649 Tony Nathan (11 games), 10.0 per catch

Game

- 154 O.J. McDuffie (12/30/95 at Buffalo), 11 receptions
- 148 Mark Duper (1/6/85 vs. Pittsburgh), 5 receptions

MOST RECEIVING TOUCHDOWNS

Career

- 5 Mark Duper (ten games), 32 receptions
- 4 Paul Warfield (11 games), 34 receptions
- 4 Bruce Hardy (13 games), 26 receptions
- 4 Keith Jackson (four games), 19 receptions

Game

- 2 Joe Rose (1/2/82 vs. San Diego)
- 2 Bruce Hardy (1/8/83 vs. New England)
- 2 Mark Duper (1/6/85 vs. Pittsburgh)
- 2 Keith Jackson (1/10/93 vs. San Diego)
- 2 Keith Jackson (1/8/95 at San Diego)

MOST 100-YARD RECEIVING GAMES

Career

- 3 Mark Duper (ten games)
- 3 Tony Nathan (11 games)

PUNTING

MOST PUNTS

Career

- 50 Larry Seiple (11 games), 1,990 yards
- 40 Reggie Roby (ten games), 1,622 yards

Game

- 10 Tom Orosz (1/23/83 vs. N.Y. Jets), 333 yards
- 8 Three times, last: Tom Hutton (1/15/00 at Jacksonville, 356 yards)

HIGHEST PUNTING AVERAGE

Career (minimum 25 punts)

- 40.6 Reggie Roby (ten games), 40 punts
- 39.8 Larry Seiple (11 games), 50 punts

Game (minimum 4 punts)

- 48.6 George Roberts (12/24/78 vs. Houston), 5-243
- 47.4 Matt Turk (1/13/02 vs. Baltimore), 5-237

LONGEST PUNTS

- 64 Reggie Roby (1/5/91 vs. Kansas City), net 53
- 62 Reggie Roby (1/4/86 vs. Cleveland), net 62

PUNT RETURNS

MOST PUNT RETURNS

Career

- 16 Tom Vigorito (seven games)
- 14 Jake Scott (ten games)

Game

- 6 Nate Jacquet (1/9/00 at Seattle), 10.5 avg.

- 5 Scott Miller (1/10/93 vs. San Diego), 9.0 avg.

MOST PUNT RETURN YARDS

Career

- 129 Tom Vigorito (seven games)
- 113 O.J. McDuffie (ten games)
- 110 Nate Jacquet (four games)

Game

- 66 Jeff Ogden (1/6/01 at Oakland), 3 returns
- 63 Nate Jacquet (1/9/00 at Seattle), 6 returns

LONGEST PUNT RETURNS

- 45 Jeff Ogden (1/6/01 at Oakland)
- 29 Nate Jacquet (1/15/00 at Jacksonville)

HIGHEST PUNT RETURN AVERAGE

Career (minimum 10 returns)

- 8.1 Tom Vigorito (seven games), 16 returns
- 6.8 Jake Scott (ten games), 14 returns

Game (minimum three returns)

- 22.0 Jeff Ogden (1/6/01 at Oakland), 3-66
- 10.5 Nate Jacquet (1/9/00 at Seattle), 6-63

MOST FAIR CATCHES

Career

- 11 Jake Scott (seven games) of 25 punts
- 7 O.J. McDuffie (ten games) of 16 punts

Game

- 4 Jake Scott (12/23/73 vs. Cincinnati) of five punts

KICKOFF RETURNS

MOST KICKOFF RETURNS

Career

- 23 Fulton Walker (nine games)
- 13 Mercury Morris (ten games)

Game

- 8 Marc Logan (1/12/91 at Buffalo), 17.3 average
- 6 Fulton Walker (12/31/83 vs. Seattle), 17.3 average
- 6 Lorenzo Hampton (1/12/86 vs. New England), 15.2 average

MOST KICKOFF RETURN YARDS

Career

- 556 Fulton Walker (nine games)
- 293 Brock Marion (seven games)

Game

- **190 Fulton Walker (1/30/83 vs. Washington), long 98t
- 138 Marc Logan (1/12/91 at Buffalo), long 44

LONGEST KICKOFF RETURNS

- **98t Fulton Walker (1/30/83 vs. Washington)
- 89t Nat Moore (12/21/74 at Oakland)

HIGHEST KICKOFF RETURN AVERAGE

Career (minimum 10 returns)

- 24.9 O.J. McDuffie (ten games), 10 returns
- 24.4 Brock Marion (seven games), 12 returns

Game (minimum four returns)

**47.5 Fulton Walker (1/30/83 vs. Washington),
4-190

24.2 John Avery (1/9/99 at Denver), 5-121

INTERCEPTIONS

MOST INTERCEPTIONS**Career**

- 5 Dick Anderson (11 games)
- 4 by five players

Game

- 3 A.J. Duhe (1/23/83 vs. N.Y. Jets), 36 yards
- 2 Four times, last 1992

LONGEST INTERCEPTION RETURNS

62t Dick Anderson (1/2/72 vs. Baltimore),
John Unitas

**55 Jake Scott (1/14/73 vs. Washington),
Bill Kilmer

SACKS

MOST SACKS**Career**

- 8 Kim Bokamper (13 games)
- 6 Trace Armstrong (eight games)

Game

- 3 Trace Armstrong (1/9/00 at Seattle)
- 2 Bob Heinz (1/2/72 vs. Baltimore)

2 Bob Matheson (12/23/73 vs.
Cincinnati)

2 Kim Bokamper (12/24/78 vs. Houston)

2 Kim Bokamper (1/2/82 vs. San Diego)

2 A.J. Duhe (1/16/83 vs. San Diego)

2 Kim Bokamper (1/23/83 vs. N.Y. Jets)

2 Marco Coleman (1/8/95 at San Diego)

FUMBLES

MOST FUMBLES**Career**

- 8 Dan Marino (18 games)
- 5 Andra Franklin (six games)

Game

- 3 Andra Franklin (1/8/83 vs. New England)
- 2 Seven times, last 1999

MOST OWN FUMBLE RECOVERIES**Career**

- 3 Dan Marino (18 games)
- 2 Bob Griese (12 games)

Game

- 2 Bob Griese (12/27/70 at Oakland)

MOST OPPONENT FUMBLE RECOVERIES**Career**

- 2 Doug Betters (13 games)
- 2 Larry Gordon (seven games)
- 2 Jake Scott (11 games)

Game

- 2 Larry Gordon (12/31/72 at Pittsburgh)

DOLPHINS TEAM PLAYOFF RECORDS

SCORING

MOST POINTS SCORED

- 45 1/6/85 vs. Pittsburgh
- 38 1/2/82 vs. San Diego

FEWEST POINTS SCORED

- 0 1/6/01 at Oakland
- **3 1/16/72 vs. Dallas
- 3 12/28/97 at New England
- 3 1/9/99 at Denver
- 3 1/13/02 vs. Baltimore

MOST POINTS ALLOWED

- 62 1/15/00 at Jacksonville
- 44 1/12/91 at Buffalo

FEWEST POINTS ALLOWED

- 0 1/2/72 vs. Baltimore
- 0 1/23/83 vs. N.Y. Jets
- 0 1/10/93 vs. San Diego

MOST POINTS, BOTH TEAMS

- 79 San Diego 41, at Miami 38, OT (1/2/82)
- 78 at Buffalo 44, Miami 34 (1/12/91)

FEWEST POINTS, BOTH TEAMS

- 14 at Miami 14, N.Y. Jets 0 (1/23/83)
- 20 at New England 17, Miami 3 (12/28/97)

MOST DECISIVE WIN

- 31 31-0 vs. San Diego (1/10/93)
- 21 21-0 vs. Baltimore (1/2/72)
- 21 34-13 vs. San Diego (1/16/83)
- 21 31-10 vs. Seattle (12/29/84)

MOST DECISIVE LOSS

- 55 62-7 at Jacksonville (1/15/00)
- 35 38-3 at Denver (1/9/99)

MOST TOUCHDOWNS SCORED BY**Rushing**

- 3 12/30/73 vs. Oakland
- **3 1/13/74 vs. Minnesota

Passing

- 4 1/2/82 vs. San Diego
- 4 1/6/85 vs. Pittsburgh

Interception

- 1 1/2/72 vs. Baltimore
- 1 1/23/83 vs. N. Y. Jets

Kickoff Return

- 1 12/21/74 at Oakland
 **1 1/30/83 vs. Washington

MOST TOUCHDOWNS ALLOWED BY**Rushing**

- 3 12/30/79 at Pittsburgh
 3 12/30/95 at Buffalo
 3 1/9/99 at Denver
 3 1/15/00 at Jacksonville

Passing

- 4 12/21/74 at Oakland
 4 1/15/00 at Jacksonville
 3 Five times, last 1990

Interception

- 1 12/27/70 at Oakland
 1 12/23/73 vs. Cincinnati
 1 12/28/97 at New England

Punt Return

- 1 1/2/82 vs. San Diego

Kickoff Return

- 1 1/9/00 at Seattle

MOST POINTS IN A QUARTER, DOLPHINS**1st-**

- 14 12/23/73 vs. Cincinnati
 **14 1/13/74 vs. Minnesota

2nd-

- 21 1/10/93 vs. San Diego
 20 1/16/83 vs. San Diego

3rd-

- 14 1/2/82 vs. San Diego
 14 12/29/84 vs. Seattle
 14 1/6/85 vs. Pittsburgh
 14 1/4/86 vs. Cleveland

4th-

- 22 12/30/95 at Buffalo
 14 1/5/91 vs. Kansas City
 14 1/12/91 at Buffalo

MOST POINTS IN A QUARTER, OPPONENT**1st-**

- 24 1/2/82 vs. San Diego
 24 1/15/00 at Jacksonville
 20 12/30/79 at Pittsburgh

2nd-

- **21 1/20/85 vs. San Francisco
 17 1/15/00 at Jacksonville

3rd-

- 14 1/15/00 at Jacksonville
 10 12/30/73 vs. Oakland
 **10 1/20/85 vs. San Francisco
 10 1/17/93 vs. Buffalo
 10 12/28/97 at New England

4th-

- 14 12/21/74 at Oakland
 **14 1/30/83 vs. Washington
 14 1/12/91 at Buffalo
 14 1/9/99 at Denver

MOST POINTS IN A HALF, DOLPHINS**1st-**

- 27 1/16/83 vs. San Diego
 24 1/6/85 vs. Pittsburgh

2nd-

- 22 12/30/95 at Buffalo
 21 Three times, last 1986

MOST POINTS IN A HALF, OPPONENT**1st-**

- 41 1/15/00 at Jacksonville
 **28 1/20/85 vs. San Francisco
 27 1/12/91 at Buffalo

2nd-

- 21 12/21/74 at Oakland
 21 1/15/00 at Jacksonville
 20 12/31/83 vs. Seattle

FIRST DOWNS

MOST FIRST DOWNS

- 29 1/16/83 vs. San Diego
 28 1/6/85 vs. Pittsburgh

FEWEST FIRST DOWNS

- **9 1/30/83 vs. Washington
 9 1/13/02 vs. Baltimore
 **10 1/16/72 vs. Dallas
 10 12/28/97 at New England
 10 1/15/00 at Jacksonville
 10 1/6/01 at Oakland

MOST FIRST DOWNS ALLOWED

- 34 1/2/82 vs. San Diego
 **31 1/20/85 vs. San Francisco

FEWEST FIRST DOWNS ALLOWED

- 8 12/29/84 vs. Seattle
 10 1/23/83 vs. N.Y. Jets
 10 1/10/93 vs. San Diego

MOST FIRST DOWNS BY**Rushing**

- 18 12/23/73 vs. Cincinnati
 18 12/30/73 vs. Oakland

Passing

- 21 1/2/82 vs. San Diego
 20 12/30/95 at Buffalo

Penalty

- 5 1/2/99 vs. Buffalo

FEWEST FIRST DOWNS BY**Rushing**

- 0 1/15/00 at Jacksonville
 0 1/6/01 at Oakland
 1 1/9/99 at Denver
 1 1/13/02 vs. Baltimore

Passing

- 2 12/30/73 vs. Oakland
 **2 1/30/83 vs. Washington

MOST FIRST DOWNS ALLOWED BY**Rushing**

- 18 12/30/95 at Buffalo
 **16 1/20/85 vs. San Francisco

Passing

- 21 1/2/82 vs. San Diego
 17 12/31/94 vs. Kansas City

Penalty

- 3 Four times, last at Oakland, 1/6/01

FEWEST FIRST DOWNS ALLOWED BY**Rushing**

- 0 1/9/00 at Seattle
 2 1/23/83 vs. N.Y. Jets
 2 12/29/84 vs. Seattle

Passing

5	1/4/86 vs. Cleveland
6	Six times, last 1985

TOTAL NET YARDS**MOST NET YARDS GAINED**

569	1/6/85 vs. Pittsburgh
502	12/30/95 at Buffalo

FEWEST NET YARDS GAINED

133	1/15/00 at Jacksonville
151	1/13/02 vs. Baltimore

MOST NET YARDS ALLOWED

564	1/2/82 vs. San Diego
**537	1/20/85 vs. San Francisco

FEWEST NET YARDS ALLOWED

139	1/23/83 vs. N.Y. Jets
171	1/9/00 at Seattle

RUSHING**MOST RUSHING YARDS**

266	12/30/73 vs. Oakland, 53 att.
258	12/30/00 vs. Indianapolis, 48 att.

FEWEST RUSHING YARDS

14	1/9/99 at Denver
23	1/15/00 at Jacksonville

MOST RUSHING YARDS ALLOWED

341	12/30/95 at Buffalo, 52 att.
**276	1/30/83 vs. Washington, 52 att.

FEWEST RUSHING YARDS ALLOWED

41	1/9/00 at Seattle, 20 att.
51	12/29/84 vs. Seattle, 18 att.

MOST RUSHING ATTEMPTS

56	1/16/83 vs. San Diego, 214 yards
53	Two times, last 1974

FEWEST RUSHING ATTEMPTS

8	1/8/95 at San Diego
**9	1/20/85 vs. San Francisco, 25 yards
11	1/13/93 vs. Buffalo, 33 yards

MOST RUSHING ATTEMPTS, OPPONENT

59	1/12/86 vs. New England, 255 yards
**52	1/30/83 vs. Washington, 276 yards
52	12/30/95 at Buffalo, 341 yards

FEWEST RUSHING ATTEMPTS, OPPONENT

16	1/10/93 vs. San Diego, 70 yards
17	1/16/83 vs. San Diego, 79 yards

PASSING**MOST NET YARDS PASSING**

435	1/6/85 vs. Pittsburgh
432	12/30/95 at Buffalo

FEWEST NET YARDS PASSING

26	12/30/73 vs. Oakland
60	1/23/83 vs. N.Y. Jets

MOST NET YARDS PASSING ALLOWED

415	1/2/82 vs. San Diego
339	1/12/91 at Buffalo
339	1/2/99 vs. Buffalo

FEWEST NET YARDS PASSING ALLOWED

62	1/4/86 vs. Cleveland
71	1/12/86 vs. New England

MOST PASS ATTEMPTS

66	12/30/95 at Buffalo
**50	1/20/85 vs. San Francisco

FEWEST PASS ATTEMPTS

6	12/30/73 vs. Oakland
**7	1/13/74 vs. Minnesota

MOST PASS ATTEMPTS, OPPONENT

54	1/2/82 vs. San Diego
45	1/10/93 vs. San Diego

FEWEST PASS ATTEMPTS, OPPONENT

12	1/2/86 vs. New England
16	12/27/70 at Oakland

MOST PASS COMPLETIONS

34	12/30/95 at Buffalo
31	1/2/82 vs. San Diego

FEWEST PASS COMPLETIONS

3	12/30/73 vs. Oakland
4	Two times, last 1983

MOST PASS COMPLETIONS, OPPONENT

33	1/2/82 vs. San Diego
28	1/8/95 at San Diego
26	12/31/94 vs. Kansas City

FEWEST PASS COMPLETIONS, OPPONENT

8	1/27/70 at Oakland
9	1/24/72 vs. Cleveland

INTERCEPTIONS**MOST INTERCEPTIONS**

5	12/24/72 vs. Cleveland
5	1/16/83 vs. San Diego
5	1/23/83 vs. N.Y. Jets

MOST INTERCEPTIONS, OPPONENT

3	12/24/78 vs. Houston
3	1/23/83 vs. N.Y. Jets
3	12/30/95 at Buffalo
3	12/30/00 vs. Indianapolis
3	1/6/01 at Oakland

PUNTING**MOST PUNTS**

10	1/23/83 vs. N.Y. Jets
9	1/15/00 at Jacksonville

MOST PUNT YARDS

356	1/15/00 at Jacksonville
333	1/23/83 vs. N.Y. Jets

FEWEST PUNTS

1	12/30/73 vs. Oakland
1	1/8/83 vs. New England
1	1/2/99 vs. Buffalo

MOST PUNTS, OPPONENT

10	1/23/83 vs. N.Y. Jets
7	Six times, last: 1/9/00 at Seattle

MOST PUNT YARDS, OPPONENT

357	1/23/83 vs. N.Y. Jets
335	1/9/00 at Seattle

FEWEST PUNTS, OPPONENT

- 1 1/12/91 at Buffalo
- 2 Seven times, last at Denver, 1/9/99

MOST PUNTS, BOTH TEAMS

- 20 1/23/83 vs. N.Y. Jets
- 15 1/10/93 vs. San Diego
- 15 1/9/00 at Seattle

FEWEST PUNTS, BOTH TEAMS

- 3 12/30/73 vs. Oakland
- 3 1/12/91 at Buffalo
- 3 1/2/99 vs. Buffalo

HIGHEST PUNTING AVERAGE

- x-48.6 12/24/72 vs. Houston

HIGHEST PUNTING AVERAGE, OPPONENT

- x-51.3 12/31/72 at Pittsburgh

x-minimum 4 punts

SACKS

MOST SACKS

- 6-32 1/9/00 at Seattle
- 4-29 1/8/83 vs. New England
- 4-26 1/23/83 vs. N.Y. Jets

MOST SACKS, OPPONENT

- 5-31 1/15/00 at Jacksonville
- 4-14 12/24/72 vs. Cleveland
- 4-27 1/23/83 vs. N.Y. Jets
- **4-29 1/20/85 vs. San Francisco
- 4-25 1/17/93 vs. Buffalo
- 4-21 12/28/97 at New England

FUMBLES

MOST FUMBLES

- 6 1/15/00 at Jacksonville
- 5 1/12/86 vs. New England

MOST FUMBLES LOST

- 6-5 1/15/00 at Jacksonville
- 5-4 1/12/86 vs. New England

MOST FUMBLES, OPPONENT

- 4 12/27/70 vs. Oakland
- 4 1/2/99 vs. Buffalo
- 3 Eight times, last 1994

MOST FUMBLES LOST, OPPONENT

- 4-4 1/2/99 vs. Buffalo
- 3-3 12/30/79 at Pittsburgh
- 3-3 1/2/82 vs. San Diego
- 3-3 1/8/83 vs. New England

OPPONENTS PLAYOFF RECORDS

The following individual records relate solely to service against the Miami Dolphins. They include National Football League playoff and Super Bowl statistics only. Super Bowl games are marked with a "***."

RUSHING

MOST RUSHING YARDS**Career**

- 404 Thurman Thomas, Buffalo (four games)
- 199 Terrell Davis, Denver (one game)

Game

- 199 Terrell Davis, Denver (1/9/99 at Denver), 21 attempts
- **166 John Riggins, Washington (1/30/83 at Pasadena), 38 attempts

MOST RUSHING ATTEMPTS**Career**

- 84 Thurman Thomas, Buffalo (four games)
- 47 Marv Hubbard, Oakland (three games)

Game

- **38 John Riggins, Washington (1/30/83 at Pasadena), 166 yards
- 32 Thurman Thomas, Buffalo (1/12/91 at Buffalo), 117 yards

MOST RUSHING TOUCHDOWNS**Career**

- 4 Thurman Thomas, Buffalo (four games)
- 2 Earnest Byner, Cleveland (one game)
- 2 Chuck Muncie, San Diego (two games)

- 2 Curt Warner, Seattle (one game)
- 2 Terrell Davis, Denver (one game)

Game

- 2 Earnest Byner, Cleveland (1/4/86 at Miami)
- 2 Thurman Thomas, Buffalo (1/12/91 at Buffalo)
- 2 Curt Warner, Seattle (12/31/83 at Miami)
- 2 Terrell Davis, Denver (1/9/99 at Denver)

LONGEST RUNS FROM SCRIMMAGE

- 90t Fred Taylor, Jacksonville (1/15/00 at Jacksonville)
- 66t Earnest Byner, Cleveland (1/4/86 at Miami)

PASSING

MOST YARDS PASSING**Career**

- 711 Jim Kelly, Buffalo (three games)
- 645 Joe Montana, S.F., K.C. (two games)

Game

- 433 Dan Fouts, San Diego (1/2/82 at Miami), 33 of 53
- 360 Doug Flutie, Buffalo (1/2/99 at Miami), 21 of 36

MOST PASS ATTEMPTS**Career**

- 87 Stan Humphries, San Diego (two games)

87 Dan Fouts, San Diego (two games)

Game

- 53 Dan Fouts, San Diego (1/2/82 at Miami), 33 comp.
44 Stan Humphries, San Diego (1/10/93 at Miami), 18 comp.

MOST PASS COMPLETIONS

Career

- 50 Joe Montana, S.F., K.C. (two games)
48 Dan Fouts, San Diego (two games)
48 Jim Kelly, Buffalo (three games)

Game

- 33 Dan Fouts, San Diego (1/2/82 at Miami), 53 attempts
28 Stan Humphries, San Diego (1/8/95 at San Diego), 43 attempts

MOST TOUCHDOWN PASSES

Career

- 5 Ken Stabler, Oakland (two games)
5 Joe Montana, S.F., K.C. (two games)
5 Jim Kelly, Buffalo (three games)

Game

- 4 Ken Stabler, Oakland (12/21/74 at Oakland)
3 Tony Eason, New England (1/12/86 at Miami)
3 Dan Fouts, San Diego (1/2/82 at Miami)
3 Jim Kelly, Buffalo (1/12/91 at Buffalo)
**3 Joe Montana, San Francisco (1/20/85 vs. Miami)

MOST PASSES HAD INTERCEPTED

Career

- 6 Dan Fouts, San Diego (two games)
6 Stan Humphries, San Diego (two games)

Game

- 5 Dan Fouts, San Diego (1/16/83 at Miami), 34 attempts
5 Mike Phipps, Cleveland (12/24/72 at Miami), 23 attempts
5 Richard Todd, N.Y. Jets (1/23/83 at Miami), 37 attempts

LONGEST PASS PLAYS

- 82t Daryle Lamonica to Rod Sherman, Oakland (12/27/70 at Oakland)
72t Ken Stabler to Cliff Branch, Oakland (12/21/74 at Oakland)

RECEIVING

MOST RECEPTIONS

Career

- 16 Ronnie Harmon, San Diego (two games)
14 Kellen Winslow, San Diego (two games)

Game

- 13 Kellen Winslow, San Diego (1/2/82 at Miami), 166 yards
9 Lenvil Elliott, Cincinnati (12/23/73 at Miami), 53 yards
9 Ronnie Harmon, San Diego (1/10/93 at Miami), 73 yards

- 9 Eric Moulds, Buffalo (1/2/99 at Miami), 240 yards

MOST RECEIVING YARDS

Career

- 240 Eric Moulds, Buffalo (one game)
207 Andre Reed, Buffalo (four games)

Game

- 240 Eric Moulds, Buffalo (1/2/99 at Miami), 9 receptions
166 Kellen Winslow, San Diego (1/2/82 at Miami), 13 receptions

MOST RECEIVING TOUCHDOWNS

Career

- 2 Fred Biletnikoff, Oakland (three games)
2 James Brooks, San Diego (two games)
2 Roger Craig, San Francisco (one game)
2 Andre Reed, Buffalo (four games)
2 John Stallworth, Pittsburgh (one game)
2 Jimmy Smith, Jacksonville (one game)

Game

- 2 James Brooks, San Diego (1/2/82 at Miami)
**2 Roger Craig, San Francisco (1/20/85 vs. Miami)
2 Andre Reed, Buffalo (1/21/91 at Buffalo)
2 John Stallworth, Pittsburgh (1/6/85 at Miami)
2 Jimmy Smith, Jacksonville (1/15/00 at Jacksonville)

FIELD GOALS

MOST FIELD GOALS

Career

- 9 Steve Christie, Buffalo (three games)
3 Norm Johnson, Seattle (two games)
3 Nick Lowery, Kansas City (one game)
3 Horst Muhlmann, Cincinnati (one game)
3 Scott Norwood, Buffalo (one game)
3 Mike Vanderjagt, Indianapolis (one game)

Game

- 5 Steve Christie, Buffalo (1/17/93 at Miami) of 6
3 Five times, last: Mike Vanderjagt, Indianapolis (12/30/00 at Miami)

LONGEST FIELD GOALS

- 50 Todd Peterson, Seattle (1/9/00 at Seattle)
50 Mike Vanderjagt, Indianapolis (12/30/00 at Miami)

INTERCEPTIONS

MOST INTERCEPTIONS

Career

- 3 John Harris, Seattle (two games)
2 Willie Brown, Oakland (three games)
2 Ken Schroy, N.Y. Jets (one game)
2 Aaron Beasley, Jacksonville (one game)

- Game
- 2 Chad Cota, Indianapolis (one game)
2 Tory James, Oakland (one game)
- 2 Ken Schroy, N.Y. Jets (1/23/83 at Miami), 1 yd.
2 John Harris, Seattle (12/29/84 at Miami), 45 yds.
2 Aaron Beasley, Jacksonville (1/15/00 at Jacksonville), 5 yds.
2 Chad Cota, Indianapolis (12/30/00 at Miami)
2 Tory James, Oakland (1/6/01 at Oakland)

LONGEST INTERCEPTION RETURNS

- 90t Tory James, Oakland (Jay Fiedler), 1/6/01 at Oakland
50t Willie Brown, Oakland (Bob Griese), 12/27/70 at Oakland

LONGEST PLAYS

PUNTS

- 63 Ray Guy, Oakland (12/30/73 at Miami)

- 60 Bob Walden, Pittsburgh (12/31/72 at Pittsburgh)

PUNT RETURNS

- 56t Wes Chandler, San Diego (1/2/82 at Miami)
38 Thom Darden, Cleveland (12/24/78 at Miami)

KICKOFF RETURNS

- 85t Charlie Rogers, Seattle (1/9/00 at Seattle)
59 Zachary Dixon, Seattle (12/31/87 at Miami)

FUMBLE RECOVERIES

- 79t Neil Smith, Denver (Oronde Gadsden), 1/9/99 at Denver
**49t Mike Bass, Washington (Garó Yepremian), 1/14/73 at Los Angeles

ALL-TIME PLAYOFF LEADERS

(**Boldface** indicates active player)

RUSHING

	PLAYER	GAMES	ATT.	YDS.	AVG.	LG	TD
1.	Larry Csonka	12	225	891	4.0	49	9
2.	Tony Nathan	11	118	454	3.8	26	3
3.	Mercury Morris	10	95	440	4.6	27	1
4.	Jim Kiick	11	115	391	3.4	27	6
5.	Andra Franklin	6	93	335	3.6	29	2
6.	Lamar Smith	3	54	219	4.1	24	2
7.	Sammie Smith	2	41	181	4.4	17	0
8.	Woody Bennett	10	59	179	3.0	17	4
9.	Bernie Parmalee	7	53	150	2.8	16	1
10.	Karim Abdul-Jabbar	3	35	116	3.3	18	1
11.	J.J. Johnson	5	38	107	2.8	18	1
12.	David Woodley	5	17	102	6.0	12	1
13.	Aaron Craver	4	12	98	8.2	25t	1
	Bob Griese	12	15	98	8.2	25	1
15.	Bobby Humphrey	2	31	93	3.0	15	0
16.	Benny Malone	3	14	83	5.9	23t	1
17.	Jay Fiedler	3	13	71	5.5	11	0
18.	Joe Carter	4	9	66	7.3	19	0
19.	Pete Johnson	3	16	61	3.8	14	0
20.	Ron Davenport	2	9	54	6.0	31t	2
21.	David Overstreet	1	9	50	5.6	13	0
22.	Irving Spikes	3	9	49	5.4	23	0
23.	Leroy Harris	1	9	43	4.8	9	0
24.	Delvin Williams	2	21	42	2.0	9	0
25.	Autry Denson	4	16	41	2.6	17	0
26.	Larry Seiple	11	1	37	37.0	37	0
27.	Paul Warfield	11	4	34	8.5	25	0
28.	O.J. McDuffie	10	3	31	10.3	19	0
29.	Marc Logan	2	12	23	1.9	7	0
30.	Keith Byars	1	4	22	5.5	10	0
31.	John Kidd	4	1	18	18.0	18	0

	PLAYER	GAMES	ATT.	YDS.	AVG.	LG	TD
32.	Don Nottingham	6	2	17	8.5	12	0
	Tom Vigorito	7	4	17	4.3	6	0
34.	Stanley Pritchett	5	8	16	2.0	7	0
35.	Travis Minor	1	5	14	2.8	5	0
36.	Gary Davis	1	2	12	6.0	9	0
37.	Tom Orosz	5	1	11	11.0	11	0
38.	Ray Lucas	1	1	10	10.0	10	0
39.	Eddie Hill	12	3	8	2.7	4	0
	Terry Kirby	1	2	8	4.0	7	1
	Charles Leigh	9	1	8	8.0	8	0
42.	Nat Moore	13	1	7	7.0	7	0
43.	Tony Martin	8	1	6	6.0	6	0
44.	Jerris McPhail	1	1	4	4.0	4	0
45.	John Avery	2	1	3	3.0	3	0
	Earl Morrall	2	4	3	0.8	3	0
47.	Tony Paige	4	1	2	2.0	2	0
48.	Duriel Harris	7	1	1	1.0	1	0
	Dan Marino	18	15	1	0.1	5	1
50.	Norm Bulaich	2	2	0	0.0	0	0
	Mark Clayton	10	1	0	0.0	0	0
	Damon Huard	4	3	0	0.0	2	0
53.	Scott Mitchell	2	1	-1	-1.0	-1	0
54.	Don Strock	13	1	-2	-2.0	-2	0
55.	James Saxon	4	2	-3	-1.5	0	0
56.	Jim Jensen	13	2	-6	-3.0	-3	0
57.	Tom Hutton	2	1	-8	-8.0	-8	0
58.	George Roberts	2	1	-9	-9.0	-9	0

PASSING

	PLAYER	GAMES	ATT.	COMP.	YDS.	PCT.	TD	INT	RATE
1.	Dan Marino	18	687	385	4510	56.0	32	24	77.1
2.	Bob Griese	12	208	112	1467	53.8	10	12	68.4
3.	David Woodley	5	81	48	645	59.3	0	1	79.6
4.	Don Strock	13	62	38	551	61.3	4	3	91.6
5.	Jay Fiedler	3	99	52	483	52.5	1	7	40.1
6.	Earl Morrall	2	24	13	139	54.2	1	1	68.0
7.	Damon Huard	4	16	5	46	31.3	0	0	40.6
8.	Tony Nathan	11	2	2	34	1,000	0	0	118.8
9.	Bernie Kosar	1	1	1	10	1,000	0	0	108.3
10.	Marlin Briscoe	7	1	0	0	0.0	0	1	39.6
	O.J. McDuffie	10	1	0	0	0.0	0	0	39.6

RECEIVING

	PLAYER	GAMES	NO.	YDS.	AVG.	LG	TD
1.	Tony Nathan	11	62	622	10.3	39	2
2.	O.J. McDuffie	10	50	603	12.1	31	1
3.	Paul Warfield	11	34	717	21.1	75t	4
4.	Mark Duper	10	32	595	18.6	64t	5
5.	Mark Clayton	10	31	498	16.1	40t	3
6.	Bruce Hardy	13	26	336	12.9	50t	4
7.	Oronde Gadsden	7	23	288	12.5	52	2
8.	Nat Moore	13	21	265	12.6	40	3
9.	Duriel Harris	7	19	303	15.9	36	1
	Keith Jackson	4	19	262	13.8	31	4
11.	Joe Rose	11	18	260	14.4	35	2
	Jim Kiick	11	18	115	6.4	21	0
13.	Tony Martin	8	17	224	13.2	23	1
14.	Bernie Parmalee	7	16	130	8.1	26	0
15.	Irving Fryar	3	14	170	12.1	24	1
16.	Howard Twilley	11	13	186	14.3	28t	1
17.	Jimmy Cefalo	10	12	297	24.8	76t	2
18.	Tony Paige	4	11	50	4.5	9	2
19.	Lamar Thomas	3	10	129	12.9	42	1
	Marv Fleming	10	10	114	11.4	27	1
21.	Tom Vigorito	7	9	103	11.4	33	0

	PLAYER	GAMES	NO.	YDS.	AVG.	LG	TD
	Jim Mandich	11	9	86	9.6	19	1
	Bobby Humphrey	2	9	71	7.9	20	0
	Aaron Craver	4	9	71	7.9	15	0
25.	Dan Johnson	5	8	84	10.5	21	3
	Terry Kirby	1	8	68	8.5	19	0
	Autry Denson	4	8	60	7.5	14	0
28.	J.J. Johnson	5	7	39	5.6	11	0
	Delvin Williams	2	7	34	4.9	8	0
30.	Ferrell Edmunds	4	5	70	14.0	37	0
	Dedric Ward	1	5	55	11.0	19	0
	Jim Jensen	13	5	49	9.8	12	0
	Stanley Pritchett	5	5	40	8.0	12	0
	Troy Drayton	3	5	30	6.0	10	0
	Jerris McPhail	1	5	28	5.6	16	0
	Lamar Smith	3	5	28	5.6	8	0
37.	Marlin Briscoe	7	4	42	10.5	18	0
	Rob Konrad	4	4	37	9.3	13	0
	Keith Byars	1	4	30	7.5	12	0
	Larry Csonka	12	4	26	6.5	9t	1
	James McKnight	1	4	26	6.5	12	0
	Leslie Shepherd	1	4	20	5.0	11	0
43.	Mike Williams	4	3	44	14.7	19	1
	Ed Perry	6	3	32	10.7	22	0
	Sammie Smith	2	3	31	10.3	13	0
	Jed Weaver	3	3	31	10.3	20	1
	James Saxon	4	3	29	9.7	9	0
	Ron Davenport	2	3	23	7.7	9	0
	Karim Abdul-Jabbar	3	3	9	3.0	5	0
	Mercury Morris	10	3	9	3.0	9	0
51.	Randal Hill	1	2	59	29.5	45t	1
	Gary Clark	1	2	41	20.5	31	0
	Willie Richardson	1	2	30	15.0	19	1
	Woody Bennett	10	2	26	13.0	20	0
	Gary Davis	1	2	24	12.0	14	0
	Andre Tillman	1	2	24	12.0	13t	1
	Fred Banks	2	2	18	9.0	13	0
	Norm Bulaich	2	2	14	7.0	8	0
	Ronnie Lee	11	2	12	6.0	6t	1
	Marc Logan	2	2	8	4.0	6	0
	Travis Minor	1	2	4	2.0	4	0
	Eddie Hill	12	2	3	1.5	2	0
63.	Leroy Harris	1	1	21	21.0	21	0
	Brett Perriman	1	1	13	13.0	13	0
	Charles Jordan	1	1	11	11.0	11	0
	Scott Miller	4	1	10	10.0	10	0
	Don Nottingham	6	1	9	9.0	9	0
	Tim Ruddy	11	1	8	8.0	8	0
	Hunter Goodwin	5	1	6	6.0	6	0
	Nate Jacquet	4	1	6	6.0	6	0
	Jeff Ogden	3	1	6	6.0	6	0
	Rich Diana	4	1	5	5.0	5	0
	Joe Carter	4	1	2	2.0	2t	0
	Roy Foster	12	1	2	2.0	2t	1
	Ronnie Williams	3	1	1	1.0	1	1
	Bob Torrey	1	1	0	0.0	0	0

SCORING

	PLAYER	GAMES	TD	TDR	TDP	TDRT	FG	PAT	PTS.
1.	Garo Yepremian	12	0	0	0	0	12	28	64
2.	Larry Csonka	12	10	9	1	0	0	0	60
3.	Uwe von Schamann	10	0	0	0	0	9	32	59
4.	Pete Stoyanovich	7	0	0	0	0	7	19	40
5.	Jim Kiick	11	6	6	0	0	0	0	36
6.	Olindo Mare	8	0	0	0	0	9	6	33
7.	Mark Duper	10	5	0	5	0	0	0	30
	Tony Nathan	11	5	3	2	0	0	0	30

	PLAYER	GAMES	TD	TDR	TDP	TDRT	FG	PAT	PTS.
9.	Woody Bennett	10	4	4	0	0	0	0	24
	Bruce Hardy	13	4	0	4	0	0	0	24
	Keith Jackson	4	4	0	4	0	0	0	24
	Nat Moore	13	4	0	3	1	0	0	24
	Paul Warfield	11	4	0	4	0	0	0	24
14.	Mark Clayton	10	3	0	3	0	0	0	18
	Dan Johnson	5	3	0	3	0	0	0	18
16.	Jimmy Cefalo	10	2	0	2	0	0	0	12
	Ron Davenport	2	2	2	0	0	0	0	12
	Andra Franklin	6	2	2	0	0	0	0	12
	Oronde Gadsden	7	2	0	2	0	0	0	12
	Tony Paige	4	2	0	2	0	0	0	12
	Joe Rose	11	2	0	2	0	0	0	12
	Lamar Smith	3	2	2	0	0	0	0	12
23.	O.J. McDuffie	10	1	0	1	0	0	0	8#
24.	Fuad Reveiz	2	0	0	0	0	1	5	8
25.	Karim Abdul-Jabbar	3	1	1	0	0	0	0	6
	Dick Anderson	11	1	0	0	1	0	0	6
	Charlie Babb	9	1	0	0	1	0	0	6
	Aaron Craver	4	1	1	0	0	0	0	6
	A.J. Duhe	11	1	0	0	1	0	0	6
	Randal Hill	1	1	0	1	0	0	0	6
	Marv Fleming	10	1	0	1	0	0	0	6
	Roy Foster	12	1	0	1	0	0	0	6
	Irving Fryar	3	1	0	1	0	0	0	6
	Duriel Harris	7	1	0	1	0	0	0	6
	J.J. Johnson	5	1	1	0	0	0	0	6
	Terry Kirby	1	1	1	0	0	0	0	6
	Ronnie Lee	11	1	0	1	0	0	0	6
	Benny Malone	3	1	1	0	0	0	0	6
	Jim Mandich	11	1	0	1	0	0	0	6
	Dan Marino	18	1	1	0	0	0	0	6
	Tony Martin	8	1	0	1	0	0	0	6
	Mercury Morris	10	1	1	0	0	0	0	6
	Bernie Parmalee	7	1	1	0	0	0	0	6
	Willie Richardson	1	1	0	1	0	0	0	6
	Lamar Thomas	3	1	0	1	0	0	0	6
	Andre Tillman	1	1	0	1	0	0	0	6
	Howard Twilley	11	1	0	1	0	0	0	6
	Fulton Walker	9	1	0	0	1	0	0	6
	Jed Weaver	3	1	0	1	0	0	0	6
	Mike Williams	4	1	0	1	0	0	0	6
	Ronnie Williams	3	1	0	1	0	0	0	6
	David Woodley	5	1	1	0	0	0	0	6
53.	Stanley Pritchett	5	0	0	0	0	0	0	2#

– two point conversion

INTERCEPTIONS

	PLAYER	GAMES	NO.	YDS.	AVG.	LG	TD
1.	Dick Anderson	11	5	107	21.4	62	1
2.	Jake Scott	11	4	76	19.0	55	0
	Gerald Small	7	4	42	10.5	18	0
	A.J. Duhe	11	4	36	9.0	35	1
	Glenn Blackwood	11	4	27	6.8	19	0
	Lyle Blackwood	9	4	11	2.8	8	0
7.	Curtis Johnson	11	3	43	14.3	33	0
	Troy Vincent	5	3	2	0.7	2	0
9.	J.B. Brown	7	2	56	28.0	32	0
	Brock Marion	7	2	50	25.0	31	0
	Nick Buoniconti	11	2	38	19.0	32	0
	Don McNeal	10	2	36	18.0	20	0
	Louis Oliver	5	2	21	10.5	21	0
	Mike Kolen	10	2	16	8.0	11	0
	Doug Swift	11	2	12	6.0	12	0
	Jarvis Williams	4	2	0	0.0	0	0

	PLAYER	GAMES	NO.	YDS.	AVG.	LG	TD
16.	William Judson	10	1	34	34.0	34	0
	Bob Matheson	12	1	29	29.0	29	0
	Gene Atkins	3	1	26	26.0	26	0
	Frankie Smith	2	1	14	14.0	14	0
	Bryan Cox	5	1	7	7.0	7	0
	Terrell Buckley	6	1	6	6.0	6	0
	Paul Lankford	12	1	2	2.0	2	0
	Calvin Jackson	6	1	0	0.0	0	0
	Michael Stewart	3	1	0	0.0	0	0

THE LAST TIME . . .

(playoffs)

KICKOFF RETURNED FOR A TOUCHDOWN

By Dolphins – Fulton Walker vs. Washington, SB XVII (98 yards), 1/30/83

By Opponents – Charlie Rogers at Seattle (85 yards), 1/9/00

PUNT RETURNED FOR A TOUCHDOWN

By Dolphins – None

By Opponents – Wes Chandler of San Diego (56 yards), 1/2/82

INTERCEPTED PASS RETURNED FOR A TOUCHDOWN

By Dolphins – A.J. Duhe vs. N.Y. Jets (35 yards), 1/23/83

By Opponents – Tory James at Oakland (90 yards), 1/6/01

FUMBLE RETURNED FOR A TOUCHDOWN

By Dolphins – None

By Opponents – Tony Brackens of Jacksonville (16 yards), 1/15/00

OPPONENTS FUMBLE RETURNED FOR A TOUCHDOWN

By Dolphins – None

By Opponents – Tony Brackens of Jacksonville (16 yards), 1/15/00

BLOCKED FIELD GOAL RETURNED FOR A TOUCHDOWN

By Dolphins – None

By Opponents – None

BLOCKED PUNT RETURNED FOR A TOUCHDOWN

By Dolphins – Charlie Babb vs. Cleveland (5 yards), 12/24/72

By Opponents – None

SAFETY SCORED

By Dolphins – Dan Pastorini of Houston runs out of end zone, 12/24/78

By Opponents – Reuben Davis at San Diego (tackles Bernie Parmalee in end zone), 1/8/95

SHUTOUT

By Dolphins – at Miami 31, San Diego 0, 1/10/93

By Opponents – at Oakland 27, Miami 0, 1/6/01

200 YARDS RUSHING

By Dolphins – Lamar Smith vs. Indianapolis (209 yards), 12/30/00

By Opponents – None

100 YARDS RUSHING

By Dolphins – Lamar Smith vs. Indianapolis (209 yards), 12/30/00

By Opponents – Terry Allen of Baltimore (109 yards), 1/13/02

100 YARDS RUSHING IN A HALF

By Dolphins – None

By Opponents – Fred Taylor at Jacksonville (135 yards in first half), 1/15/00

TWO 100-YARD RUSHERS

By Dolphins – None

By Opponents – None

100 YARDS RUSHING AND RECEIVING

By Dolphins – None

By Opponents – None

400 YARDS PASSING

By Dolphins – Dan Marino at Buffalo (422 yards), 12/30/95

By Opponents – Dan Fouts of San Diego (433 yards), 1/2/82

570 • All-Time Playoff Leaders/The Last Time (Playoffs)

300 YARDS PASSING

By Dolphins – Dan Marino at Buffalo (422 yards), 12/30/95

By Opponents – Doug Flutie of Buffalo (360 yards), 1/2/99

200 YARDS RECEIVING

By Dolphins – None

By Opponents – Eric Moulds of Buffalo (240 yards), 1/2/99

100 YARDS RECEIVING

By Dolphins – O.J. McDuffie at Denver (118 yards), 1/9/99

By Opponents – Jimmy Smith at Jacksonville (136 yards), 1/15/00

100 YARDS RECEIVING IN A HALF

By Dolphins – O.J. McDuffie at Buffalo (111 yards in second half), 12/30/95

By Opponents – Eric Moulds of Buffalo (102 yards in first half; 138 yards in second half), 1/2/99

TWO 100-YARD RECEIVERS

By Dolphins – Mark Duper (148 yards) and Tony Nathan (114 yards) vs. Pittsburgh, 1/6/85

By Opponents – James Lofton (149 yards) and Andre Reed (122 yards) at Buffalo, 1/12/91

FIVE TOUCHDOWN PASSES

By Dolphins – None

By Opponents – None

FOUR TOUCHDOWN PASSES

By Dolphins – Dan Marino vs. Pittsburgh, 1/6/85

By Opponents – Ken Stabler at Oakland, 12/21/74

THREE TOUCHDOWN PASSES

By Dolphins – Dan Marino at San Diego, 1/8/95

By Opponents – Joe Montana of San Francisco (SB XIX), 1/20/85

FOUR TOUCHDOWN RECEPTIONS

By Dolphins – None

By Opponents – None

THREE TOUCHDOWN RECEPTIONS

By Dolphins – None

By Opponents – None

TWO TOUCHDOWN RECEPTIONS

By Dolphins – Keith Jackson at San Diego, 1/8/85

By Opponents – Jimmy Smith at Jacksonville, 1/15/00

FOUR TOUCHDOWNS RUSHING

By Dolphins – None

By Opponents – None

THREE TOUCHDOWNS RUSHING

By Dolphins – Larry Csonka vs. Oakland, 12/30/73

By Opponents – None

TWO TOUCHDOWNS RUSHING

By Dolphins – Lamar Smith vs. Indianapolis, 12/30/00, OT

By Opponents – Terrell Davis at Denver, 1/9/99

FOUR FIELD GOALS

By Dolphins – None

By Opponents – Steve Christie (5) of Buffalo, 1/17/93

THREE FIELD GOALS

By Dolphins – Olindo Mare vs. Buffalo, 1/2/99

By Opponents – Mike Vanderjagt of Indianapolis, 12/30/00

THREE INTERCEPTIONS

By Dolphins – A.J. Duhe vs. N.Y. Jets, 1/23/83

By Opponents – None

TWO INTERCEPTIONS

By Dolphins – Troy Vincent vs. San Diego, 1/10/93

By Opponents – Tory James at Oakland, 1/6/01

THREE SACKS

By Dolphins – Trace Armstrong at Seattle, 1/9/00

By Opponents – None

TWO SACKS

By Dolphins – Trace Armstrong (3) at Seattle, 1/9/00

By Opponents – Gary Walker at Jacksonville, 1/15/00

BLOCKED FIELD GOAL

By Dolphins – William Judson vs. Seattle (Norm Johnson, 48 yards), 12/31/83

By Opponents – Leroy Jones of San Diego (Uwe von Schamann, 34 yards), 1/2/82

BLOCKED PUNT

By Dolphins – Don McNeal vs. N.Y. Jets (Chuck Ramsey), 1/23/83

By Opponents – Corey Chamblin at Jacksonville (Tom Hutton), 1/15/00

MISSSED POINT AFTER TOUCHDOWN ATTEMPT

By Dolphins – Uwe von Schamann vs. Seattle, 12/31/83

By Opponents – Rolf Benirschke of San Diego, 1/16/83

TWO POINT CONVERSION

By Dolphins – Stanley Pritchett run vs. Buffalo, 1/2/99

By Opponents – Ken Dilger pass from Peyton Manning of Indianapolis, 12/30/00

HONORS

ALL-NFL (FIRST TEAM)

Dick Anderson (safety) – AP 1972-73; Writers 1972-73; NEA 1972-74; PFW 1973.

Bob Baumhower (defensive tackle) – SN 1981; AP 1983; PFW 1983.

Doug Betters (defensive end) – AP 1983; NEA 1983; SN 1983; Writers 1983; PFW 1983.

Larry Csonka (fullback) – AP 1971, 1973; PFW 1972-73; Writers 1971.

Mark Dixon (guard) – SI 2000.

Bob Griese (quarterback) – AP 1971, 1977; Writers 1971, 1977; NEA 1971; PFW 1971, 1977.

Duriel Harris (kick returner) – PFW 1976.

Keith Jackson (tight end) – SN 1992.

Bob Kuechenberg (guard) – NEA 1975; AP 1978; PFW 1978.

Eric Laakso (tackle) – SN 1983.

● Jim Langer (center) – AP 1974-75, 1977; Writers 1974-77; NEA 1974-77; PFW 1974-77.

● Larry Little (guard) – Writers 1971-75, 1977; AP 1971-75; PFW 1971-73, 1975; NEA 1972-73.

Sam Madison (cornerback) – AP 1999-00; PFW 1999-00; SI 1999; SN 1999-00.

Olindo Mare (kicker) – AP 1999, PFW 1999, SN 1999.

Dan Marino (quarterback) – AP 1984-86; Writers 1984-86; NEA 1984; PFW 1984-86; SN 1984-86.

Nat Moore (wide receiver) – AP 1977; Writers 1977.

Earl Morrall (quarterback) – AP 1972.

Tony Nathan (kick returner) – AP 1979.

Ed Newman (guard) – NEA 1982; AP 1984; PFW 1984.

John Offerdahl (linebacker) – AP 1990; Writers 1990; PFW 1990; SN 1990; NEA 1990.

Fuad Reveiz (kicker) – PFW 1985.

Reggie Roby (punter) – AP 1984; Writers 1984; NEA 1984; PFW 1984-85; SN 1984.

Jake Scott (safety) – Writers 1973; AP 1973-74; PFW 1972, 1974.

Bill Stanfill (defensive end) – AP 1972; Writers 1973; NEA 1973.

* Dwight Stephenson (center) – Writers 1983-87; NEA 1983-86; PFW 1983-87; AP 1984-87; SN 1984-86.

Pete Stoyanovich (kicker) – NEA 1991; AP 1992; SN 1992.

Patrick Surtain (cornerback) – AP 2002; FD 2002; PFW 2002; SI 2000; SN 2002-03.

Jason Taylor (defensive end) – AP 2000, 2002; FD 2002; PFW 2000, 2002; SI 2002; SN 2000, 2002.

Zach Thomas (linebacker) – AP 1998-99, 2002-03; SI 2003.

Fulton Walker (kick returner) – Writers 1983; PFW 1983; SN 1983.

Paul Warfield (wide receiver) – AP 1971, 1973; NEA 1971-72; Writers 1971; PFW 1971.

Richmond Webb (tackle) – AP 1992, 1994; SN 1992, 1994; PFW 1994; Writers 1994.

● Garo Yepremian (kicker) – Writers 1971, 1973; AP 1971, 1973; PFW 1971, 1973; NEA 1973.

Delvin Williams (running back) – AP 1978.

Ricky Williams (running back) – AP 2002; FD 2002; PFW 2002; SN 2002.

● All-NFL of the 1970s selected by Hall of Fame.

* All-NFL of the 1980s selected by Hall of Fame.

ALL-NFL (SECOND TEAM)†

Dick Anderson (safety) – Writers 1973.

Trace Armstrong (defensive end) – AP 2000.

Bob Baumhower (defensive tackle) – AP 1979, 1981-82, 1984; NEA 1981-82.

Nick Buoniconti (linebacker) – AP 1972; Writers 1972; PFW 1973.

Mark Clayton (wide receiver) – AP 1984.

Larry Csonka (fullback) – AP 1972; Writers 1972; NEA 1973.

Manny Fernandez (defensive tackle) – NEA 1973.

Tim Foley (safety) – NEA 1979.

Irving Fryar (wide receiver) – AP 1994.

Keith Jackson (tight end) – AP 1992.

Bob Kuechenberg (guard) – Writers 1975; NEA 1977-78.

Jim Langer (center) – PFW 1973; AP 1976; NEA 1978.
 Larry Little (guard) – NEA 1975, 1978; AP 1977-78.
 Sam Madison (cornerback) – AP 1998; AP 2001.
 Dan Marino (quarterback) – AP 1983, 1994-95; NEA 1985-86, 1992.
 Earl Morrall (quarterback) – NEA 1972.
 Ed Newman (guard) – AP 1981-83; NEA 1981, 1983.
 John Offerdahl (linebacker) – AP 1986.
 Louis Oliver (safety) – AP 1992.
 * Reggie Roby (punter) – NEA 1985, 1991; AP 1991.
 Jake Scott (safety) – Writers 1972, 1975; AP 1972; NEA 1972-73.
 Keith Sims (guard) – AP 1994.
 Bill Stanfill (defensive end) – Writers 1974; NEA 1974; PFW 1973.
 Dwight Stephenson (center) – AP 1983.
 Pete Stoyanovich (kicker) – AP 1990; NEA 1992.
 Patrick Surtain (cornerback) – AP 2003.
 Jason Taylor (defensive end) – AP 2001.
 Zach Thomas (linebacker) – AP 2001; FD 2003.
 Uwe von Schamann (kicker) – AP 1982.
 Paul Warfield (wide receiver) – AP 1972; Writers 1973; NEA 1973; PFW 1973.
 Richmond Webb (tackle) – AP 1993, 1995.
 Delvin Williams (running back) – NEA 1978.
 † Writers discontinued Second Team in 1976 * All-NFL of the 1980s selected by Hall of Fame

ALL-AFC SELECTIONS*

Dick Anderson (safety) – AP 1972-73; UPI 1972-73; SN 1972-74; PFW 1973.
 Trace Armstrong (defensive end) – PFW 2000.
 Bob Baumhower (defensive tackle) – SN 1979; PFW 1979, 1981, 1983; UPI 1981-83.
 Doug Betters (defensive end) – UPI 1983; PFW 1983.
 Nick Buoniconti (linebacker) – AP 1972.
 Mark Clayton (wide receiver) – PFW 1984; UPI 1985.
 Bryan Cox (linebacker) – UPI 1992; FN 1992.
 Larry Csonka (fullback) – PFW 1970, 1973; AP 1972-73; UPI 1971-73; SN 1971-73.
 Vern Den Herder (defensive end) – AP 1972.
 A.J. Duhe (linebacker) – UPI 1981.
 Mark Duper (wide receiver) – UPI 1984.
 Norm Evans (tackle) – AP 1973; SN 1974.
 Manny Fernandez (defensive tackle) – SN 1971.
 Roy Foster (guard) – UPI 1985-86; PFW 1986.
 Irving Fryar (wide receiver) – UPI 1994.
 Bob Griese (quarterback) – SN 1970-71, 1973; AP 1971; UPI 1971, 1977; PFW 1971, 1977.
 Duriel Harris (kick returner) – PFW 1976.
 Larry Izzo (special teamer) – PFW 2000.
 Keith Jackson (tight end) – UPI 1992.
 Bob Kuechenberg (guard) – PFW 1974, 1978; SN 1975, 1978 (tackle).
 Jim Langer (center) – PFW 1973-77; AP 1974-76; UPI 1973-77; SN 1973-77.
 Larry Little (guard) – AP 1971-75; UPI 1971-75; SN 1971-74; PFW 1971, 1973, 1975.
 Sam Madison (cornerback) – FN 1998-99; PFW 1999-01.
 Olindo Mare (kicker) – PFW 1999.
 Dan Marino (quarterback) – UPI 1983-86, 1992, 1994; FN 1992, 1994; PFW 1983-86.
 Brock Marion (safety) – PFW 2000.
 Nat Moore (wide receiver) – PFW 1977; SN 1977; UPI 1977.
 Earl Morrall (quarterback) – AP 1972; SN 1972.
 Tony Nathan (punt returner) – SN 1979.
 Ed Newman (guard) – UPI 1982-84; PFW 1984.
 John Offerdahl (linebacker) – UPI 1986, 1988, 1990; PFW 1986; FN 1990.
 Adewale Ogunleye (defensive end) – PFW 2003.
 Louis Oliver (safety) – UPI 1992.
 Reggie Roby (punter) – UPI 1984-85, 1991; PFW 1984-85, 1987; FN 1991.
 Jake Scott (safety) – FN 1970; AP 1971-75; UPI 1971-73, 1975; SN 1972-73, 1975; PFW 1974.
 Keith Sims (guard) – UPI 1994; FN 1994.
 Bill Stanfill (defensive end) – UPI 1971-74; AP 1972-74; SN 1972-74; PFW 1973.
 Dwight Stephenson (center) – UPI 1983-87; PFW 1983-87; FN 1983, 1986-87.
 Pete Stoyanovich (kicker) – UPI 1992.
 Patrick Surtain (cornerback) – PFW 2002-03; FD 2003.
 Jason Taylor (defensive end) – PFW 2000, 2002; FN 2000.
 Zach Thomas (linebacker) – PFW 2002.
 Matt Turk (punter) – FN 2001.

Fulton Walker (kick returner) – PFW 1983.

Paul Warfield (wide receiver) – AP 1971-73; UPI 1971, 1973; SN 1970-73; PFW 1971, 1973-74.

Richmond Webb (tackle) – UPI 1992-95; FN 1992-94.

Delvin Williams (running back) – UPI 1978; SN 1978; PFW 1978.

Ricky Williams (running back) – PFW 2002.

Garo Yepremian (kicker) – PFW 1971, 1973; SN 1971, 1973; AP 1973.

*Only UPI, PFW and FN continue to choose All-AFC

KEY TO AWARDS

AP – Associated Press; UPI – United Press International; NEA – Newspaper Enterprise Association; SN – Sporting News; PFW – Pro Football Weekly; Writers – Pro Football Writers; FN – Football News; FD – Football Digest; SI – Sports Illustrated.

PRO BOWL SELECTIONS

(Starters Capitalized)

- 1970 – RB Larry Csonka, QB Bob Griese, WR Paul Warfield.
1971 – RB LARRY CSOKNA, QB BOB GRIESE, G Larry Little, RB Mercury Morris, S Jake Scott (dnp), DE Bill Stanfill, WR PAUL WARFIELD.
1972 – S Dick Anderson, LB Nick Buoniconti (dnp), RB Larry Csonka (dnp), T Norm Evans, G LARRY LITTLE, RB Mercury Morris, S JAKE SCOTT, DE Bill Stanfill (dnp), WR Paul Warfield (dnp).
1973 – S DICK ANDERSON, LB Nick Buoniconti, RB Larry Csonka (dnp), QB Bob Griese, C JIM LANGER, G LARRY LITTLE, T Wayne Moore (dnp), RB Mercury Morris (dnp), S JAKE SCOTT, DE Bill Stanfill (dnp), WR Paul Warfield (dnp), K GARO YEPREMIAN.
1974 – S DICK ANDERSON, RB Larry Csonka, T Norm Evans, QB Bob Griese, G Bob Kuechenberg, C JIM LANGER, G LARRY LITTLE, DE BILL STANFILL, S Jake Scott (dnp), WR Paul Warfield.
1975 – G BOB KUECHENBERG, C JIM LANGER, S JAKE SCOTT.
1976 – C JIM LANGER.
1977 – QB BOB GRIESE, G Bob Kuechenberg, C JIM LANGER, WR NAT MOORE.
1978 – QB Bob Griese, G Bob Kuechenberg, C Jim Langer, RB DELVIN WILLIAMS, K GARO YEPREMIAN.
1979 – DT BOB BAUMHOWER, LB Kim Bokamper, S Tim Foley.
1980 – NO SELECTIONS.
1981 – DT BOB BAUMHOWER, G Ed Newman.
1982 – DT Bob Baumhower, RB Andra Franklin, G Ed Newman (dnp), G Bob Kuechenberg¹.
1983 – DT BOB BAUMHOWER, DE DOUG BETTERS, WR Mark Duper, G Bob Kuechenberg², QB DAN MARINO (dnp), G ED NEWMAN, C DWIGHT STEPHENSON.
1984 – DT Bob Baumhower (dnp), WR Mark Clayton, LB A.J. Duhe, WR MARK DUPER, QB DAN MARINO, G ED NEWMAN, P REGGIE ROBY, C DWIGHT STEPHENSON.
1985 – WR Mark Clayton, G Roy Foster, QB DAN MARINO (dnp), C DWIGHT STEPHENSON.
1986 – WR Mark Clayton³, WR Mark Duper (dnp), G Roy Foster, QB DAN MARINO (dnp), LB JOHN OFFERDAHL, C DWIGHT STEPHENSON (dnp).
1987 – QB Dan Marino (dnp), LB John Offerdahl, C Dwight Stephenson (dnp).
1988 – WR Mark Clayton, LB JOHN OFFERDAHL (dnp), NT Brian Sochia⁴.
1989 – TE Ferrell Edmunds, LB JOHN OFFERDAHL, P REGGIE ROBY.
1990 – DE Jeff Cross, TE Ferrell Edmunds, LB JOHN OFFERDAHL, T Richmond Webb.
1991 – WR MARK CLAYTON, QB Dan Marino (dnp), T Richmond Webb.
1992 – LB BRYAN COX, TE KEITH JACKSON (dnp), QB DAN MARINO, T RICHMOND WEBB.
1993 – FB Keith Byars, WR Irving Fryar⁵, TE Keith Jackson (dnp), G Keith Sims, T RICHMOND WEBB.
1994 – LB Bryan Cox, WR Irving Fryar, QB DAN MARINO (dnp), G KEITH SIMS, T RICHMOND WEBB.
1995 – LB Bryan Cox, QB DAN MARINO (dnp), G KEITH SIMS, T RICHMOND WEBB.
1996 – T Richmond Webb.
1997 – NO SELECTIONS.
1998 – DT TIM BOWENS (dnp).
1999 – CB SAM MADISON, K OLINDO MARE, LB ZACH THOMAS⁶.
2000 – DE TRACE ARMSTRONG, ST Larry Izzo, CB SAM MADISON, S Brock Marion, C Tim Ruddy⁷, DE JASON TAYLOR, LB Zach Thomas⁸.
2001 – CB SAM MADISON (dnp), LB Zach Thomas (dnp).
2002 – DT Tim Bowens, CB Sam Madison⁹, S Brock Marion, CB PATRICK SURTAIN (dnp), DE JASON TAYLOR, LB ZACH THOMAS, RB RICKY WILLIAMS¹⁰.
2003 – DE Adewale Ogunleye, S BROCK MARION, CB PATRICK SURTAIN, LB ZACH THOMAS.

¹ Replaced injured Ed Newman, ² Replaced injured John Hannah, ³ Replaced injured Mark Duper, ⁴ Replaced injured Tim Krumrie, ⁵ Replaced injured Webster Slaughter, ⁶ Replaced Ray Lewis as starter, ⁷ Replaced injured Tom Nalen, ⁸ Selected as need player, ⁹ Replaced injured Patrick Surtain, ¹⁰ Replaced Priest Holmes as starter.

MIAMI DOLPHINS LEADERSHIP AWARD

1989 – WR/RB Jim Jensen
1990 – LB Hugh Green
1991 – LB Cliff Odom
1992 – LB Bryan Cox
1993 – CB Troy Vincent
1994 – WR Irving Fryar
1995 – QB Dan Marino
1996 – WR Fred Barnett

1997 – QB Dan Marino
1998 – LB Zach Thomas
1999 – LB Zach Thomas
2000 – LB Derrick Rodgers
2001 – LB Derrick Rodgers
2002 – DE Jason Taylor
2003 – LB Junior Seau

COMMUNITY SERVICE AWARD

1987 – CB Don McNeal
1988 – K Fuad Reveiz
1989 – LB John Offerdahl
1990 – LB John Offerdahl
1991 – FB Tony Paige
1992 – S Liffort Hobley
1993 – LB John Offerdahl
1994 – LB Bryan Cox
1995 – LB Bryan Cox
1996 – QB Dan Marino
1997 – S Shawn Wooden

1998 – QB Dan Marino
1999 – CB Terrell Buckley, CB Ray Hill, S Calvin Jackson, CB Greg Jeffries, CB Sam Madison
S Brock Marion, CB Patrick Surtain, CB Jerry Wilson, S Shawn Wooden
2000 – DE Trace Armstrong, DE Jason Taylor, LB Zach Thomas
2001 – LB Twan Russell
2002 – LB Tommy Hendricks
2003 – S Shawn Wooden

ED BLOCK COURAGE AWARD

(Dolphins recipient)

1984 – WR Nat Moore
1985 – RB Woody Bennett
1986 – LB Charles Bowser
1987 – T Jon Giesler
1988 – S Glenn Blackwood
1989 – CB Don McNeal
Special Teams Coach Mike Westhoff
1990 – S Liffort Hobley
1991 – RB Sammie Smith
1992 – LB John Grimsley
1993 – LB John Offerdahl

1994 – CB Troy Vincent
1995 – QB Dan Marino
1996 – RB Bernie Parmalee
1997 – WR O.J. McDuffie
1998 – LB Larry Izzo
President Eddie Jones
1999 – LB O.J. Brigrance
2000 – DT Daryl Gardener
2001 – LB Scott Galyon
2002 – RB Robert Edwards
2003 – G Jamie Nails

COACH OF THE YEAR

NFL

1970 – Don Shula, SN, PFW
1971 – Don Shula, FN
1972 – Don Shula, SN, PFW, FN

AFC

1971 – Don Shula, AP, UPI, PFW
1972 – Don Shula, PFW
1993 – Don Shula, FN

NFL MAN OF THE YEAR

1971 – Joe Robbie, FN
1982 – Don Shula, FN

1985 – Dwight Stephenson, NFL
1998 – Dan Marino, NFL

BERT BELL AWARD

(NFL MVP as awarded by Maxwell Club)

1977 – QB Bob Griese

1984 – QB Dan Marino

NFL DEFENSIVE PLAYER OF THE YEAR

(selected by AP)

1973 – S Dick Anderson

1983 – DE Doug Betters

ROOKIE OF THE YEAR

1977 – LB A.J. Duhe, AP, PFW (NFL Defensive), UPI, SN (AFC)
1983 – QB Dan Marino, SN
1986 – LB John Offerdahl, Old Spice NFL, PFW (NFL Defensive, co-winner)
1987 – RB Troy Stradford, AP, NFL Films (Offensive), PFW (NFL Offensive)
1990 – T Richmond Webb, UPI (AFC), PFW, SN
1992 – DE Marco Coleman, FN (NFL Defensive)

1994 – DT Tim Bowens, AP (NFL Defensive), PFW (NFL Defensive)
1996 – LB Zach Thomas, Mackey Award (AFC Defensive)
1997 – LB Derrick Rodgers, Sports Illustrated (NFL Defensive)
2001 – WR Chris Chambers, FN, FD (NFL Offensive)

COMEBACK PLAYER OF THE YEAR

2002 – RB Robert Edwards, SI

SUPER BOWL MVP

(selected by Sport Magazine)

1972 – S Jake Scott (Super Bowl VII) ● 1973 – FB Larry Csonka (Super Bowl VIII)
● All-Time Silver Anniversary Super Bowl Team

PRO BOWL MVP

1974 – K Garo Yepremian

2003 – RB Ricky Williams

NFL ALUMNI ASSOCIATION AWARDS

1984 – Dan Marino, NFL Quarterback of the Year
1985 – Dan Marino, NFL Quarterback of the Year
Dwight Stephenson, NFL Offensive Lineman of the Year
1986 – Dan Marino, NFL Quarterback of the Year
1998 – Zach Thomas, NFL Linebacker of the Year
1999 – Sam Madison, NFL Defensive Back of the Year
Olindo Mare, NFL Special Teams Player of the Year
2002 – Patrick Surtain, NFL Defensive Back of the Year
Jason Taylor, NFL Pass Rusher of the Year

NFL PLAYERS ASSOCIATION AWARDS

1970 – Larry Little, AFC Offensive Lineman of the Year
1971 – Bob Griese, AFC Quarterback of the Year
Larry Little, AFC Offensive Lineman of the Year
Mercury Morris, AFC Kick Returner of the Year
Garo Yepremian, AFC Kicker of the Year
1972 – Larry Little, AFC Offensive Lineman of the Year
Earl Morrall, AFC Quarterback of the Year
1977 – A.J. Duhe, AFC Defensive Rookie of the Year
Leroy Harris, AFC Offensive Rookie of the Year
1983 – Doug Betters, AFC Defensive Lineman of the Year
Dwight Stephenson, AFC Offensive Lineman of the Year
1984 – Dan Marino, AFC Most Valuable Player
Dwight Stephenson, AFC Offensive Lineman of the Year
1985 – Dwight Stephenson, AFC Offensive Lineman of the Year
1986 – Dan Marino, AFC Most Valuable Player
Dwight Stephenson, AFC Offensive Lineman of the Year
1987 – Dwight Stephenson, AFC Offensive Lineman of the Year
Troy Stradford, AFC Offensive Rookie of the Year
1992 – Richmond Webb, AFC Offensive Lineman of the Year
Marco Coleman, AFC Defensive Rookie of the Year
1993 – Richmond Webb, AFC Co-Offensive Lineman of the Year
1994 – Dan Marino, AFC Most Valuable Player; AFC Comeback Player of the Year
Richmond Webb, AFC Offensive Lineman of the Year
1996 – Zach Thomas, AFC Defensive Rookie of the Year

DOLPHINS IN FLORIDA SPORTS HALL OF FAME

LB Nick Buoniconti, 1969-76

RB Rick Casares, 1966

FB Larry Csonka, 1968-74, 1979

QB Bob Griese, 1967-80

Owner Wayne Huizenga, 1990-03

Head Coach Jimmy Johnson, 1996-99

G Larry Little, 1969-80

QB Dan Marino, 1983-99

QB George Mira, 1971

WR Nat Moore, 1974-86

President Joe Robbie, 1966-89

Head Coach Don Shula, 1970-95

WR Freddie Solomon, 1975-77

WR Paul Warfield, 1970-74

K Garo Yepremian, 1970-78

AFL ALL-STAR GAME

(1966-69)

1966 – DE Ed Cooke, LB Tom Erlandson, CB Jimmy Warren, S Willie West
1967 – LB John Bramlett, WR Jack Clancy, QB Bob Griese, CB Dick Westmoreland
1968 – QB Bob Griese, RB Jim Kiick, WR Karl Noonan
1969 – George Wilson (coach), LB Nick Buoniconti, C Tom Goode, RB Jim Kiick, G Larry Little, DE Bill Stanfill

COLLEGE ALL-STAR GAME, CHICAGO

1966 – LB Frank Emanuel, Tennessee
1967 – WR Jack Clancy, Michigan; QB Bob Griese, Purdue; T Jim Riley, Oklahoma
1968 – TE Jim Cox, Miami (Fla.); RB Larry Csonka, Syracuse (MVP); RB Jim Kiick, Wyoming
1969 – DT Bob Heinz, Pacific; DE Bill Stanfill, Georgia
1970 – none selected
1971 – CB Ron Dickerson, Kansas State
1972 – DT Mike Kadish, Notre Dame
1973 – Dolphins 14, All-Stars 3
1974 – DE Don Reese, Jackson State; RB Benny Malone, Arizona State; CB Jeris White, Hawaii; Game cancelled during players' strike
1975 – T Darryl Carlton, Tampa; QB/WR Freddie Solomon, Tampa; RB Stan Winfrey, Arkansas State
1976 – LB Kim Bokamper, San Jose State; LB Larry Gordon, Arizona State; WR Duriel Harris, New Mexico State

THIRD DOWN AWARD

(most valuable, NEA, voted by players)

1966 – S Willie West	1973 – LB Nick Buoniconti
1967 – C Tom Goode	1974 – QB Bob Griese
1968 – QB Bob Griese	1975 – QB Bob Griese
1969 – LB Nick Buoniconti	1976 – WR Nat Moore
1970 – WR Paul Warfield	1977 – WR Nat Moore
1971 – FB Larry Csonka	1978 – RB Delvin Williams
1972 – FB Larry Csonka	1979 – DE Vern Den Herder

(Discontinued in 1980)

NFL'S UNSUNG PLAYER

1973 – DE Manny Fernandez

DOLPHIN HONOR ROLL

Sept. 16, 1990 – Founder Joe Robbie (1966-89)
Nov. 19, 1990 – FB Larry Csonka (1968-74, 1979)
Nov. 19, 1990 – QB Bob Griese (1967-80)
Nov. 19, 1990 – C Jim Langer (1970-79)
Nov. 19, 1990 – WR Paul Warfield (1970-74)
Nov. 18, 1991 – LB Nick Buoniconti (1969-76)
Nov. 16, 1992 – 1972 Undefeated Team
Dec. 13, 1993 – G Larry Little (1969-80)
Dec. 12, 1994 – C Dwight Stephenson (1980-87)
Dec. 11, 1995 – G Bob Kuechenberg (1970-84)
Nov. 25, 1996 – Head Coach Don Shula (1970-95)
Dec. 5, 1999 – WR Nat Moore (1974-86)
Sept. 17, 2000 – QB Dan Marino (1983-99)
Dec. 15, 2003 – WR Mark Clayton (1983-92) and Mark Duper (1982-92)

SILVER ANNIVERSARY TEAM

(selected by fans)

QB Bob Griese (1967-80)	DE Vern Den Herder (1971-81)
RB Mercury Morris (1969-75)	DE Doug Betters (1978-87)
FB Larry Csonka (1968-74, 1979)	NT Manny Fernandez (1968-75)
WR Paul Warfield (1970-74)	LB Bob Brudzinski (1981-89)
WR Mark Clayton (1983-92)	LB Larry Gordon (1976-82)
TE Bruce Hardy (1978-89)	LB John Offerdahl (1986-93)
G Bob Kuechenberg (1970-84)	LB Nick Buoniconti (1969-76)

G	Larry Little (1969-80)	CB	Tim Foley (1970-80)
T	Norm Evans (1966-75)	CB	Don McNeal (1980-89)
T	Jon Giesler (1979-88)	S	Dick Anderson (1968-77)
C	Dwight Stephenson (1980-87)	S	Jake Scott (1970-75)
K	Garo Yepremian (1970-78)	P	Reggie Roby (1983-92)

(Greatest Game - San Diego 41 at Miami 38 (OT) on Jan. 2, 1982)

SPORTS ILLUSTRATED SPORTSMAN OF THE YEAR

1993 - Head Coach Don Shula

PFWA GEORGE HALAS AWARD

2002 - RB Robert Edwards

PFWA "GOOD GUY" AWARD

(Dolphins Chapter)

2001 - LB Zach Thomas

2003 - DT Larry Chester

2002 - T/G Mark Dixon

DOLPHINS ANNUAL PERFORMANCE AWARDS

(selected by South Florida media;
presented at annual awards dinner)

MOST VALUABLE PLAYER

1966 - RB Joe Auer
 1967 - QB Bob Griese
 1968 - QB Bob Griese
 1969 - LB Nick Buoniconti
 1970 - QB Bob Griese,
 WR Paul Warfield
 1971 - QB Bob Griese
 1972 - QB Earl Morrall
 1973 - FB Larry Csonka
 1974 - QB Bob Griese
 1975 - C Jim Langer
 1976 - LB Steve Towle
 1977 - QB Bob Griese
 1978 - RB Delvin Williams
 1979 - FB Larry Csonka
 1980 - QB David Woodley
 1981 - RB Tony Nathan
 1982 - FB Andra Franklin
 1983 - QB Dan Marino
 1984 - QB Dan Marino
 1985 - QB Dan Marino
 1986 - QB Dan Marino
 1987 - QB Dan Marino
 1988 - QB Dan Marino
 1989 - QB Dan Marino
 1990 - QB Dan Marino
 1991 - QB Dan Marino
 1992 - QB Dan Marino
 1993 - FB Keith Byars
 1994 - QB Dan Marino
 1995 - QB Dan Marino
 1996 - LB Zach Thomas
 1997 - WR O.J. McDuffie
 1998 - WR O.J. McDuffie
 1999 - CB Sam Madison

2000 - DE Jason Taylor
 2001 - LB Zach Thomas
 2002 - DE Jason Taylor,
 RB Ricky Williams
 2003 - DE Adewale Ogunleye

NEWCOMER OF THE YEAR

1996 - LB Zach Thomas
 1997 - DE Jason Taylor
 1998 - LB Robert Jones
 1999 - WR Tony Martin
 2000 - RB Lamar Smith
 2001 - WR Chris Chambers
 2002 - RB Ricky Williams
 2003 - T Wade Smith

OUTSTANDING OFFENSIVE BACK

(1966-95)

1966 - RB Joe Auer
 1967 - QB Bob Griese
 1968 - WR Karl Noonan
 1969 - RB Jim Kiick
 1970 - FB Larry Csonka,
 RB Jim Kiick
 1971 - FB Larry Csonka
 1972 - FB Larry Csonka
 1973 - FB Larry Csonka
 1974 - FB Larry Csonka
 1975 - FB Don Nottingham,
 FB Norm Bulaich
 1976 - QB Bob Griese
 1977 - QB Bob Griese
 1978 - RB Delvin Williams
 1979 - FB Larry Csonka
 1980 - QB David Woodley
 1981 - RB Tony Nathan
 1982 - FB Andra Franklin
 1983 - QB Dan Marino

1984 – QB Dan Marino
 1985 – QB Dan Marino
 1986 – QB Dan Marino
 1987 – QB Dan Marino
 1988 – QB Dan Marino
 1989 – QB Dan Marino
 1990 – QB Dan Marino
 1991 – RB Mark Higgs
 1992 – QB Dan Marino
 1993 – FB Keith Byars
 1994 – QB Dan Marino
 1995 – RB Bernie Parmalee

OUTSTANDING RECEIVER

(1971-95)

1971 – Paul Warfield
 1972 – Paul Warfield
 1973 – Paul Warfield
 1974 – Nat Moore
 1975 – Nat Moore
 1976 – Nat Moore
 1977 – Nat Moore
 1978 – Nat Moore
 1979 – Nat Moore
 1980 – Duriel Harris
 1981 – Duriel Harris
 1982 – Duriel Harris
 1983 – Mark Duper
 1984 – Mark Clayton
 1985 – Mark Clayton
 1986 – Mark Duper
 1987 – Mark Clayton
 1988 – Mark Clayton
 1989 – Mark Clayton
 1990 – Mark Duper
 1991 – Mark Clayton
 1992 – Keith Jackson (TE)
 1993 – Irving Fryar
 1994 – Irving Fryar
 1995 – O.J. McDuffie

OUTSTANDING OFFENSIVE LINEMAN

(1966-95)

1966 – C Tom Goode
 1967 – T Norm Evans
 1968 – T Norm Evans
 1969 – C Tom Goode
 1970 – G Larry Little
 1971 – G Larry Little
 1972 – G Larry Little
 1973 – C Jim Langer
 1974 – C Jim Langer
 1975 – C Jim Langer
 1976 – C Jim Langer
 1977 – C Jim Langer
 1978 – G Bob Kuechenberg
 1979 – G Bob Kuechenberg
 1980 – G Ed Newman
 1981 – G Ed Newman
 1982 – C Dwight Stephenson
 1983 – C Dwight Stephenson
 1984 – C Dwight Stephenson
 1985 – C Dwight Stephenson
 1986 – C Dwight Stephenson
 1987 – C Dwight Stephenson
 1988 – T Ronnie Lee

1989 – T Jeff Dellenbach
 1990 – T Richmond Webb
 1991 – T Richmond Webb
 1992 – T Richmond Webb
 1993 – T Richmond Webb
 1994 – T Richmond Webb
 1995 – T Richmond Webb

OUTSTANDING DEFENSIVE BACK

(1966-95)

1966 – S Willie West
 1967 – CB Jimmy Warren
 1968 – CB Jimmy Warren
 1969 – to linebacker
 1970 – to linebacker
 1971 – S Jake Scott
 1972 – S Dick Anderson
 1973 – S Dick Anderson
 1974 – CB Curtis Johnson
 1975 – CB Curtis Johnson
 1976 – S Charlie Babb
 1977 – S Tim Foley
 1978 – S Tim Foley
 1979 – S Tim Foley
 1980 – CB Don McNeal
 1981 – S Glenn Blackwood
 1982 – CB Don McNeal
 1983 – CB William Judson
 1984 – CB William Judson
 1985 – CB William Judson
 1986 – CB William Judson
 1987 – CB Paul Lankford
 1988 – S Jarvis Williams
 1989 – S Jarvis Williams
 1990 – S Jarvis Williams
 1991 – S Louis Oliver
 1992 – S Louis Oliver
 1993 – CB Troy Vincent
 1994 – CB Troy Vincent
 1995 – CB Troy Vincent

OUTSTANDING LINEBACKER

(1969-95)

1969 – Ed Weisacosky
 1970 – Nick Buoniconti
 1971 – Nick Buoniconti
 1972 – Nick Buoniconti
 1973 – Nick Buoniconti
 1974 – Nick Buoniconti
 1975 – Bob Matheson
 1976 – Steve Towle
 1977 – Steve Towle
 1978 – Larry Gordon
 1979 – Larry Gordon
 1980 – Kim Bokamper
 1981 – Earnie Rhone
 1982 – A.J. Duhe
 1983 – Bob Brudzinski
 1984 – Bob Brudzinski
 1985 – Hugh Green
 1986 – John Offerdahl
 1987 – John Offerdahl
 1988 – John Offerdahl
 1989 – Barry Krauss
 1990 – John Offerdahl
 1991 – Bryan Cox
 1992 – Bryan Cox

1993 – Bryan Cox
 1994 – Bryan Cox
 1995 – Bryan Cox

OUTSTANDING DEFENSIVE LINEMAN

(1966-95)

1966 – DE Ed Cooke
 1967 – DT Ray Jacobs
 1968 – DT Manny Fernandez
 1969 – DT Manny Fernandez
 1970 – DT Manny Fernandez
 1971 – DT Manny Fernandez
 1972 – DT Manny Fernandez
 1973 – DT Manny Fernandez
 1974 – DE Vern Den Herder
 1975 – DE Vern Den Herder
 1976 – DE Vern Den Herder
 1977 – DE A.J. Duhe,
 DT Bob Baumhower
 1978 – DE Vern Den Herder
 1979 – DE Vern Den Herder
 1980 – DT Bob Baumhower
 1981 – DT Bob Baumhower
 1982 – DT Bob Baumhower
 1983 – DE Doug Betters
 1984 – DE Doug Betters
 1985 – DT Mike Charles
 1986 – DE T.J. Turner
 1987 – DE John Bosa
 1988 – DT Brian Sochia
 1989 – DE Jeff Cross
 1990 – DE Jeff Cross
 1991 – DE Jeff Cross
 1992 – DE Marco Coleman
 1993 – DE Jeff Cross
 1994 – DT Tim Bowens
 1995 – DE Marco Coleman

ROOKIE OF THE YEAR

(1966-95)

1966 – LB Frank Emanuel
 1967 – WR Jack Clancy
 1968 – RB Jim Kiick
 1969 – DE Bill Stanfill
 1970 – S Jake Scott
 1971 – none
 1972 – none
 1973 – none
 1974 – WR Nat Moore
 1975 – LB Steve Towle
 1976 – WR Duriel Harris
 1977 – CB Norris Thomas
 1978 – CB Gerald Small
 1979 – K Uwe von Schamann
 1980 – QB David Woodley
 1981 – FB Andra Franklin
 1982 – LB Charles Bowser
 1983 – QB Dan Marino
 1984 – LB Jay Brophy
 1985 – K Fuad Reveiz
 1986 – LB John Offerdahl
 1987 – RB Troy Stradford
 1988 – S Jarvis Williams
 1989 – S Louis Oliver
 1990 – T Richmond Webb

1991 – LB Bryan Cox
 1992 – DE Marco Coleman
 1993 – RB Terry Kirby
 1994 – DT Tim Bowens
 1995 – T Billy Milner

OUTSTANDING SPECIAL TEAMS PLAYER (WIOD)

(1972-95)

1972 – CB Lloyd Mumphord
 1973 – LB Bruce Bannon
 1974 – FB Don Nottingham
 1975 – S Barry Hill
 1976 – KR Freddie Solomon
 1977 – G Ed Newman
 1978 – CB Charles Cornelius,
 P George Roberts
 1979 – RB Tony Nathan
 1980 – S Don Bessillieu
 1981 – RB Tom Vigorito
 1982 – K Uwe von Schamann
 1983 – CB Robert Sowell
 1984 – P Reggie Roby
 1985 – TE Bruce Hardy
 1986 – CB Reyna Thompson
 1987 – S Liffort Hobley
 1988 – WR/RB Jim Jensen
 1989 – K Pete Stoyanovich
 1990 – CB Kerry Glenn
 1991 – P Reggie Roby
 K Pete Stoyanovich
 1992 – K Pete Stoyanovich
 1993 – WR O.J. McDuffie
 1994 – CB Sean Hill
 1995 – CB Sean Hill

TOMMY FITZGERALD AWARD

(outstanding rookie in training camp, 1969-94)

1969 – CB Lloyd Mumphord
 1970 – LB Mike Kolen
 1971 – WR Otto Stowe
 1972 – S Charlie Babb
 1973 – WR Bo Rather
 1974 – WR Nat Moore
 1975 – S Barry Hill
 1976 – LB Larry Gordon
 1977 – DE A.J. Duhe,
 DT Bob Baumhower
 1978 – CB Gerald Small
 1979 – K Uwe von Schamann
 1980 – CB Don McNeal
 1981 – RB Tom Vigorito
 1982 – LB Charles Bowser
 1983 – QB Dan Marino
 1984 – RB Joe Carter
 1985 – RB Lorenzo Hampton
 1986 – LB John Offerdahl
 1987 – RB Troy Stradford
 1988 – S Jarvis Williams
 1989 – C Jeff Uhlenhake
 1990 – T Richmond Webb
 1991 – LB Bryan Cox
 1992 – DE Marco Coleman
 1993 – RB Terry Kirby
 1994 – DT Tim Bowens

PLAYERS OF THE WEEK AND MONTH

Offensive/Defensive Player of the Week (1984-02)
Special Teams Player of the Week (1993-02)
Offensive/Defensive Player of the Month (1988-02)

1984

Player of the Week (4)

QB Dan Marino (Week 1 at Washington) – Offense
QB Dan Marino (Week 5 at St. Louis) – Offense
QB Dan Marino (Week 14 vs. L.A. Raiders) – Offense
WR Mark Clayton (Week 16 vs. Dallas) – Offense

1985

Player of the Week (3)

QB Dan Marino (Week 4 at Denver) – Offense
QB Dan Marino (Week 14 at Green Bay) – Offense
S Glenn Blackwood (Week 15 vs. Buffalo) – Defense

1986

Player of the Week (2)

LB John Offerdahl (Week 8 at Indianapolis) – Defense
QB Dan Marino (Week 15 at L.A. Rams) – Offense

Player of the Month (1)

QB Dan Marino (November) – Offense

1987

Player of the Week (2)

RB Troy Stradford (Week 11 at Dallas) – Offense
WR Mark Duper (Week 15 vs. Washington) – Offense

1988

Player of the Week (3)

LB Mark Brown (Week 5 vs. Minnesota) – Defense
QB Dan Marino (Week 7 vs. San Diego) – Offense
QB Dan Marino (Week 15 vs. Cleveland) – Offense

Player of the Month (1)

QB Dan Marino (October) – Offense

1989

Player of the Week (3)

QB Dan Marino (Week 2 at New England) – Offense
S Louis Oliver (Week 5 vs. Cleveland) – Defense
QB Dan Marino (Week 10 at N.Y. Jets) – Offense

1990

Player of the Week (3)

RB Sammie Smith (Week 1 at New England) – Offense
QB Dan Marino (Week 14 vs. Philadelphia) – Offense
QB Dan Marino (AFC First-Round Playoff Game vs. Kansas City) – Offense (NFL)

Player of the Month (1)

LB John Offerdahl & DE Jeff Cross (October) – Defense

1991

Player of the Week (1)

QB Dan Marino (Week 15 vs. Cincinnati) – Offense

1992

Player of the Week (3)

LB Bryan Cox (Week 4 at Seattle) – Defense
S Louis Oliver (Week 5 at Buffalo) – Defense
CB Troy Vincent (AFC Divisional Playoff Game vs. San Diego) – Defense (NFL)

Player of the Month (1)

LB Bryan Cox (September) – Defense

1993

Player of the Week (4)

QB Dan Marino (Week 4 at Buffalo) – Offense
QB Scott Mitchell (Week 6 at Cleveland) – Offense
QB Scott Mitchell (Week 9 vs. Kansas City) – Offense
P Dale Hatcher (Week 12 vs. New England) – Special Teams

Player of the Month (1)

QB Scott Mitchell (October) – Offense

1994

Player of the Week (5)

QB Dan Marino (Week 1 vs. New England) – Offense
K Pete Stoyanovich (Week 9 at New England) – Special Teams
WR Mark Ingram (Week 13 at N.Y. Jets) – Offense
RB Bernie Parmalee (Week 15 vs. Kansas City) – Offense
QB Dan Marino (AFC First-Round Playoff Game vs. Kansas City) – Offense (NFL)

1995

Player of the Week (2)

QB Dan Marino (Week 14 vs. Atlanta) – Offense
CB Terrell Buckley (Week 17 at St. Louis) – Defense

1996

Player of the Week (2)

RB Karim Abdul-Jabbar (Week 1 vs. New England) – Offense
K Joe Nedney (Week 16 vs. Buffalo) – Special Teams

Rookie of the Month (1)

LB Zach Thomas (October) – Defense

1997

Player of the Week (3)

S Shawn Wooden (Week 1 vs. Indianapolis) – Defense
LB Derrick Rodgers (Week 7 at N.Y. Jets) – Defense
CB Terrell Buckley (Week 15 vs. Detroit) – Defense

1998

Player of the Week (2)

LB Robert Jones (Week 11 at Carolina) – Defense
QB Dan Marino (Week 16 vs. Denver) – Offense

Player of the Month (2)

LB Zach Thomas (September) – Defense
LB Robert Jones (December) – Defense

1999

Player of the Week (9)

QB Dan Marino (Week 1 at Denver) – Offense
CB Sam Madison (Week 2 vs. Arizona) – Defense
QB Dan Marino (Week 5 at Indianapolis) – Offense
CB Sam Madison (Week 6 at New England) – Defense
K Olindo Mare (Week 6 at New England) – Special Teams
PR Nate Jacquet (Week 8 at Oakland) – Special Teams
CB Sam Madison (Week 9 vs. Tennessee) – Defense
K Olindo Mare (Week 15 vs. San Diego) – Special Teams
DE Trace Armstrong (AFC First-Round Playoff Game vs. Seattle) – Defense (NFL)

Player of the Month (1)

K Olindo Mare (October) – Special Teams

2000

Player of the Week (4)

RB Lamar Smith (Week 1 vs. Seattle) – Offense
S Brian Walker (Week 11 at San Diego) – Defense
RB Lamar Smith (AFC First-Round Playoff Game vs. Indianapolis) – Offense (NFL)
P Matt Turk (AFC First-Round Playoff Game vs. Indianapolis) – Special Teams (NFL)

Rookie of the Month (1)

T Todd Wade (October) – Offense

2001

Player of the Week (5)

LB Zach Thomas (Week 1 at Tennessee) – Defense
P Matt Turk (Week 4 vs. New England) – Special Teams
P Matt Turk (Week 12 vs. Denver) – Special Teams
S Brock Marion (Week 13 vs. Indianapolis) – Defense
LB Zach Thomas (Week 16 vs. Atlanta) – Defense

Player of the Month (1)

S Brock Marion (December) – Defense

Rookie of the Month (1)

WR Chris Chambers (November) – Offense

2002

Player of the Week (5)

DE Jason Taylor (Week 6 at Denver) – Defense
DE Adewale Ogunleye (Week 11 vs. Baltimore) – Defense
RB Ricky Williams (Week 12 vs. San Diego) – Offense
RB Ricky Williams (Week 14 vs. Chicago) – Offense
DE Jason Taylor (Week 15 vs. Oakland) – Defense

Player of the Month (2)

DE Jason Taylor (October) – Defense
DE Jason Taylor (November) – Defense

2003

Player of the Week (3)

DE Adewale Ogunleye (Week 3 vs. Buffalo) – Defense
DE Jason Taylor (Week 12 vs. Washington) – Defense
QB Jay Fiedler (Week 13 at Dallas) – Offense

Player of the Month (1)

CB Patrick Surtain (October) – Defense

LEAGUE LEADERS

INDIVIDUAL

POINTS

Year	Player	Total
1971	Gar0 Yepremian.....	117
1992	Pete Stoyanovich.....	124

TOTAL TOUCHDOWNS

Year	Player	Total
1984	Mark Clayton	18
	(tied, Marcus Allen of L.A. Raiders)	
1997	Karim Abdul-Jabbar	16

RUSHING TOUCHDOWNS

Year	Player	Total
1972	Mercury Morris.....	12
1997	Karim Abdul-Jabbar	15
	(tied, Terrell Davis of Denver)	

RECEIVING TOUCHDOWNS

Year	Player	Total
1971	Paul Warfield	11
1977	Nat Moore	12
1984	Mark Clayton	18
1988	Mark Clayton	14

FIELD GOALS

Year	Player	Total
1991	Pete Stoyanovich.....	31
	(tied, Chip Lohmiller of Washington)	
1992	Pete Stoyanovich.....	30
	(tied, Chip Lohmiller of Washington)	
1999	Oiindo Mare	39*

RUSHING

Year	Player	Total
2002	Ricky Williams	1,853

QUARTERBACK RATING

Year	Player	Total
1977	Bob Griese.....	88.0
1984	Dan Marino	108.9

PASSING YARDS

Year	Player	Total
1984	Dan Marino	5,084*
1985	Dan Marino	4,137
1986	Dan Marino	4,746
1988	Dan Marino	4,434
1992	Dan Marino	4,116

TOUCHDOWN PASSES

Year	Player	Total
1977	Bob Griese.....	22
1984	Dan Marino	48*
1985	Dan Marino	30
1986	Dan Marino	44

PASS COMPLETIONS

Year	Player	Total
1984	Dan Marino	362
1985	Dan Marino	336
1986	Dan Marino	378
1988	Dan Marino	354
1992	Dan Marino	330

PASS ATTEMPTS

Year	Player	Total
1984	Dan Marino	564
1986	Dan Marino	623
1988	Dan Marino	606
1992	Dan Marino	554

RECEPTIONS

Year	Player	Total
1998	O.J. McDuffie	90

PUNTING

Year	Player	Total
1991	Reggie Roby	45.7
1996	John Kidd	46.3

INTERCEPTIONS

Year	Player	Total
1967	Dick Westmoreland	10
1973	Dick Anderson	8
1999	Sam Madison	7
	(tied, four others)	

KICKOFF RETURNS

Year	Player	Total
1976	Duriel Harris	32.9
1983	Fulton Walker	26.7

SACKS

Year	Player	Total
2002	Jason Taylor	18.5

TEAM

MOST POINTS SCORED

Year	Total
1972	385
1984	513
1986	430

FEWEST POINTS ALLOWED

Year	Total
1972	171
1973	150

1983	250
1998	265

MOST TOTAL YARDS

Year	Total
1972	5036
1984	6936*
1994	6078

FEWEST TOTAL YARDS ALLOWED

Year	Total
1972	2312
1983	3297

MOST RUSHING YARDS

Year	Total
1971	2429
1972	2960

MOST PASSING YARDS

Year	Total
1984	5018*
1986	4779
1987	3876
1988	4516
1993	4353

FEWEST PASSING YARDS ALLOWED

Year	Total
1972	1290
1982	1027
2001	2829

*NFL record

INDEX OF DOLPHIN FACTS

Alternative Jersey	41
Attendance, Record with +70,000	43
Blackout Games, Record In	153
Brothers in Dolphins History	177
Close Games, Record In	197
Consecutive Seasons, .500 or Better	133
Consecutive Wins To Open Season	14
Defense Against The Run	264
Defensive Scores, Record With	225
Domed Teams, Record Against	10
Dual 100-Yard Receiving Games	190
Dual 100-Yard Rushing Games	387
Father, Son Combinations in	
Dolphins History	289
Florida Colleges, Dolphins Drafted From	195
Grass/Artificial Turf, Record On	77
Home Openers, Record In	32
Home Wins, Consecutive	286
Interceptions, Record With	195
Monday Night Football, Dolphins On	177
Offense, 1984	43
Offensive Linemen In The First Round	631
Perfect at Home vs. Nine Teams	52
Perfect Season, 1972	285
Phillips, Mel	320

Playoff Games, Record In	86
Playoff Games, Record When Leading	649
Playoff Margin of Victories	37
Playoff Shutouts	105
Pro Bowl Positions	225
Pro Bowl Touchdowns	66
Rush Attempts, Record in Games with +25	197
Rushing Yards, Record in Games with 100-	
Yard Rusher	35
Sacks, Finish In Conference	387
Sacks Allowed	217
Season Openers, Record In	52
Shula, Don, Coach to Hall of Famers	86
Shula, Don, Coaching Longevity	71
Shutouts, All-Time	311
Stofa, John	327
Super Bowl Champions, Record Against	77
Takeaway/Giveaway Ratio	291
Time of Possession	592
Undrafted Rookie Success	310
Uniform Numbers, Least Worn	7
Wannstedt Fourth Coach In	
Dolphins History	16
West Coast, Dolphins Playing On The	635

DOLPHINS IN THE HALL OF FAME

Don Shula

HEAD COACH (1970-95)

VICE CHAIRMAN (1996-2004)

Born1/4/30
CollegeJohn Carroll '51
Player1951-57
Assistant Coach ..1960-62
Head Coach1963-95
Year Inducted1997



On July 26, 1997, Don Shula capped an illustrious career when he was inducted into the Pro Football Hall of Fame in Canton, Ohio, following his election into that shrine on January 25, 1997, his first year of eligibility. Shula's unanimous election to the Hall was the ultimate honor in a career full of record-setting accomplishments.

Starting with the 1996 season, Shula has served as Vice-Chairman of the Miami Dolphins, having been named to that position on January 5, 1996. This year marks his 35th season with the Dolphins, a tenure that started when he was named Head Coach of the club in 1970.

Shula's record as head coach of the Dolphins (1970-95) and before that as head coach of the Baltimore Colts (1963-69) is unmatched in National Football League history. In 1995 he concluded his 33rd season as an NFL head coach and his 26th season as head coach of the Dolphins. He owns a career record of 347-173-6 (.665), including a regular season mark of 328-156-6 (.676), and is the winningest coach in NFL history. On November 14, 1993 in Philadelphia, when the Dolphins defeated the Philadelphia Eagles 19-14, Shula won his 325th career game, moving him past the immortal George Halas (324-151-31) and setting an NFL record for most career victories, a mark once thought to be unreachable. Shula's 328 regular season wins also is an NFL record, surpassing Halas' former NFL mark of 318 regular season victories. Shula and Halas are the only NFL coaches to win 300 or more career games, as Shula recorded his 300th career win on September 22, 1991, with a 16-13 triumph over Green Bay in just his 29th year as an NFL head coach, as compared to 36 seasons for Halas to accomplish that feat.

In addition, Shula won Super Bowl titles in 1972 and 1973, one of only five coaches in NFL history to win consecutive Super Bowls. His 1972 team went 17-0, recording the only undefeated season in NFL annals. He has appeared in more Super Bowls (six) than any other coach, and is one of only two coaches (along with Buffalo's Marv Levy) to reach the Super Bowl three straight seasons (1971-73). He also advanced to the Super Bowl with the Dolphins in 1982 and 1984, as well as in 1968 as head coach of the Colts.

A remarkable 20 times in 33 seasons, Shula's teams reached the playoffs. His teams won at least ten games 21 times in those 33 years, and he suffered only two losing seasons (1976, 1988) in that span. He averaged more than ten wins per season in his career (347 wins in 33 years as a head coach), and he was the youngest coach to win 100, 200 and 300 games.

During Shula's tenure with the Dolphins, from the time he replaced George Wilson on February 18, 1970 to become the franchise's second-ever head coach through his final season in 1995, his winning percentage of .658 (257-133-2) during that time was the best record in all of professional sports. The Dolphins either won or shared first place in the AFC East 15 times in the 26 years under Shula, and reached the playoffs 16 times. His ultimate achievement was the NFL's only unbeaten, untied record of 17-0 in 1972, capped by a 14-7 win over the Washington Redskins in Super Bowl VII. He won a second consecutive Super Bowl title in 1973, defeating the Minnesota Vikings 24-7 in Super Bowl VIII, and compiled an overall record of 32-2 in those back-to-back seasons, a two-year mark that has yet to be surpassed.

Before joining the Dolphins, Shula spent seven years (1963-69) as head coach of the Baltimore Colts. In that span he compiled a record of 73-26-4 (.728) and advanced to the playoffs four times, including two appearances in the NFL Championship Game, in 1964 and 1968 after 12-2 and 13-1 campaigns, respectively. He was the youngest head coach (33 years old) in the history of the NFL when he was named the Colts' head coach in 1963.

Shula succeeded Weeb Ewbank as head coach in Baltimore after serving three years (1960-62) as defensive coordinator of the Detroit Lions, with the team going 26-13-1 in that period. Shula entered the coaching ranks with an assistant's job at Virginia (1958) and Kentucky (1959) before joining the Lions.

Shula broke into the NFL as the lone rookie on Coach Paul Brown's defending NFL champion Cleveland Browns in 1951. He was involved in the largest trade in modern NFL history, a 15-player deal with Baltimore in 1953, and Shula played four seasons with the Colts (1953-56) and one season at Washington (1957) at right cornerback. He had 21 career interceptions for 247 yards in seven seasons. In college, he was a running back at John Carroll University in Cleveland, and in 1950 he gained 125 yards when the Blue Streaks upset Syracuse, 21-15.

Shula also contributed to the growth of the NFL off the field by serving from 1975 through 1995 (including the last two years in that span as co-chairman along with George Young of the New York Giants) on the league's influential Competition Committee, which evaluates and recommends changes in playing rules to make the game more open and exciting and to improve player safety.

In addition to his own election to the Pro Football Hall of Fame, Shula was further honored by being selected to present five other members for induction into the Hall (Larry Csonka, Bob Griese, Jim Langer, Larry Little, and Dwight Stephenson), including two (Csonka and Langer) in the same day.

Along with his football responsibilities, Shula always has given considerable time, plus financial and emotional support, to many area charities. The Don Shula Foundation, formed primarily to assist breast cancer research, was established as a tribute to his late wife, Dorothy. Shula also has been active in the American Cancer Society, March of Dimes, American Red Cross, the United Way, and Catholic Charities.

A member of the Class of 1951 at John Carroll, Shula helps fund a \$1 million chair in the University's Department of Philosophy. On September 27, 2003, John Carroll University showed its appreciation for Shula's support of the school by naming its new stadium Don Shula Stadium. Shula also has received honorary doctorate degrees from John Carroll, St. Thomas University, the University of Miami, and Florida Atlantic University.

Because of his success on the football field and his long-time civic and charitable service, Shula has received countless prestigious awards recognizing his contributions, including the 1993 Sports Illustrated Sportsman of the Year Award and the 1994 Horatio Alger Award. In addition, along with Ken Blanchard, in 1995 Shula co-authored "Everyone's A Coach," a highly acclaimed book that outlines the application of their managerial philosophies for business and personal success. Shula personifies those business principles himself, serving as an equity partner in two highly successful enterprises, Don Shula's Hotel and Golf Club along with Don Shula's Steakhouse, Inc.

Shula's oldest son Dave, 45, and his wife Leslie have three sons, Danny, Christopher, and Matthew. David served as the Head Coach of the Cincinnati Bengals from 1992-96, and when Don Shula's Dolphins played Dave Shula's Bengals on October 2, 1994 and October 1, 1995, both in Cincinnati's Riverfront Stadium, it marked the only two times in professional sports that a father and son faced each other as head coaches. Dave currently is President of Don Shula Steakhouse, Inc.

Shula's other son Mike, 39, was named the head coach at the University of Alabama on May 9, 2003. He had rejoined the Dolphins' staff as quarterbacks coach in 2000 after serving the four previous seasons as the offensive coordinator of the Tampa Bay Buccaneers; he also spent the 1991-92 seasons as a coaches' assistant under his father in Miami. Mike and his wife, Shari, have two daughters, Samantha and Brooke Dorothy.

Mike and Dave Shula presented their father for induction into the Pro Football Hall of Fame in 1997, becoming the first pair ever to present a Hall of Famer for induction.

Shula's oldest daughter, Donna, has five children, Alex, Lindsey, Tyler, and twins Calvin and Carly. Another daughter, Sharon resides in New York, while youngest daughter Annie lives and works in Broward County.

Shula and his wife, Mary Anne, reside in Miami Beach and continue to be very active in charitable and community affairs. They were married on October 15, 1993, and their family together now includes eight children and 15 grandchildren.

DON SHULA'S CAREER RECORD

YEAR	TEAM	W	L	T	PCT.	FINISH
1963	Baltimore	8	6	0	.571	3rd, NFL West Conf.
1964*	Baltimore	12	2	0	.857	1st, NFL West Conf.
1965	Baltimore	10	3	1	.750	T-1st, NFL West Conf.
1966	Baltimore	9	5	0	.643	2nd, NFL West Conf.
1967	Baltimore	11	1	2	.857	T-1st, NFL Coastal
1968*	Baltimore	13	1	0	.929	1st, NFL Coastal
1969	Baltimore	8	5	1	.607	2nd, NFL Coastal
1970	Miami	10	4	0	.714	2nd, AFC East
1971*	Miami	10	3	1	.750	1st, AFC East
1972**	Miami	14	0	0	1.000	1st, AFC East
1973**	Miami	12	2	0	.857	1st, AFC East
1974	Miami	11	3	0	.786	1st, AFC East
1975	Miami	10	4	0	.714	T-1st, AFC East
1976	Miami	6	8	0	.429	3rd, AFC East
1977	Miami	10	4	0	.714	T-1st, AFC East
1978	Miami	11	5	0	.688	T-1st, AFC East
1979	Miami	10	6	0	.625	1st, AFC East
1980	Miami	8	8	0	.500	3rd, AFC East
1981	Miami	11	4	1	.719	1st, AFC East
1982*	Miami	7	2	0	.777	1st, AFC East
1983	Miami	12	4	0	.750	1st, AFC East
1984*	Miami	14	2	0	.875	1st, AFC East
1985	Miami	12	4	0	.750	1st, AFC East
1986	Miami	8	8	0	.500	3rd, AFC East
1987	Miami	8	7	0	.533	T-2nd, AFC East
1988	Miami	6	10	0	.375	5th, AFC East
1989	Miami	8	8	0	.500	T-2nd, AFC East
1990	Miami	12	4	0	.750	2nd, AFC East
1991	Miami	8	8	0	.500	T-2nd, AFC East
1992	Miami	11	5	0	.688	1st, AFC East
1993	Miami	9	7	0	.563	2nd, AFC East
1994	Miami	10	6	0	.625	1st, AFC East
1995	Miami	9	7	0	.563	T-2nd, AFC East

*NFL runner-up

**NFL Champion

REGULAR SEASON

ALL GAMES

	W	L	T	PCT.	W	L	T	PCT.
Baltimore Totals	71	23	4	.745	73	26	4	.728
Miami Totals	257	133	2	.658	274	147	2	.650
33-YEAR TOTALS	328	156	6	.676	347	173	6	.665

NFL'S TOP 20 COACHES

(based on career wins)

REGULAR SEASON

CAREER

COACH	YEARS	TEAMS	W	L	T	PCT.	W	L	T	PCT.
DON SHULA	33	COLTS, DOLPHINS	328	156	6	.676	347	173	6	.665
George Halas	40	Bears	318	148	31	.671	324	151	31	.671
Tom Landry	29	Cowboys	250	162	6	.605	270	178	6	.601
Curley Lambeau	33	Packers, Cardinals	226	132	22	.623	229	134	22	.623
		Redskins								
Chuck Noll	23	Steelers	193	148	1	.563	209	156	1	.572
Dan Reeves	23	Broncos, Giants, Falcons	190	165	2	.535	201	174	2	.536
Chuck Knox	22	Rams, Bills, Seahawks	186	147	1	.558	193	158	1	.550
Paul Brown	21	Browns, Bengals	166	100	6	.621	170	108	6	.609

COACH	YEARS	TEAMS	REGULAR SEASON				CAREER			
			W	L	T	PCT.	W	L	T	PCT.
M. Schottenheimer	18	Browns, Chiefs, Redskins, Chargers	165	113	1	.593	170	124	1	.578
Bud Grant	18	Vikings	158	96	5	.620	168	108	5	.607
Bill Parcells	16	Giants, Patriots, Jets, Cowboys	148	106	1	.582	159	113	1	.584
Marv Levy	17	Chiefs, Bills	143	113	0	.558	154	120	0	.562
Steve Owen	23	Giants	151	100	17	.595	153	108	17	.581
Joe Gibbs	12	Redskins	124	60	0	.674	140	65	0	.683
Hank Stram	17	Chiefs, Saints	131	97	10	.571	136	100	10	.573
Weeb Ewbank	20	Colts, Jets	130	129	7	.502	134	130	7	.507
Mike Ditka	14	Bears, Saints	121	95	0	.560	127	101	0	.557
Mike Holmgren	12	Packers, Seahawks	116	76	0	.604	125	83	0	.601
Jim Mora	15	Saints, Colts	125	106	0	.541	125	112	0	.527
George Seifert	11	49ers, Panthers	114	62	0	.648	124	67	0	.649

SHULA'S MILESTONES

Don Shula passed the immortal George Halas to become the winningest coach in NFL history when he registered victory number 325 in Miami's 19-14 win at Philadelphia on November 14, 1993. Shula concluded coaching with a career record of 347-173-6 (.665). On December 25, 1994, in Miami's 27-20 win over Detroit, Shula won the 319th regular season game of his career and broke the NFL record for most regular season coaching wins by Halas (318 wins). Shula owned a 328-156-6 (.676) regular season record. In 1991, Shula joined Halas (324 wins) as the only NFL coaches with 300 or more career wins. Shula accomplished his milestone 300th career win with a 16-13 triumph over the Green Bay Packers on September 22, 1991. Shula won the 300th regular-season game of his coaching career with a 16-13 overtime win at New England on December 27, 1992.

Shula added another historic career milestone in Miami's 30-7 win over the Buffalo Bills on September 16, 1990, as he recorded his 200th regular season victory since joining the Dolphins in 1970. Shula joined Hall of Fame coaches Curley Lambeau (Green Bay), George Halas (Chicago) and Tom Landry (Dallas) as the only NFL coaches to earn 200 or more regular season wins with one NFL club.

CAREER NFL WINS

CAREER WIN NO.	OPPONENT	SCORE	DATE	OPPOSING HEAD COACH
1	at San Francisco	20-14	9/22/63	Red Hickey
50	New Orleans	30-10	12/10/67	Tom Fears
100	San Diego	24-10	10/15/72	Harland Svare
150	N.Y. Jets	16-0	9/26/76	Lou Holtz
200	at New England	30-27 (OT)	11/8/81	Ron Erhardt
250	at Buffalo	23-14	11/24/85	Hank Bullough
300	Green Bay	16-13	9/22/91	Lindy Infante
324	Kansas City	30-10	10/31/93	Marty Schottenheimer
325	at Philadelphia	19-14	11/14/93	Rich Kotite
347	at St. Louis	41-22	12/24/95	Rich Brooks

REGULAR-SEASON NFL WINS

REGULAR SEASON WIN NO.	OPPONENT	SCORE	DATE	OPPOSING HEAD COACH
1	at San Francisco	20-14	9/22/63	Red Hickey
50	New Orleans	30-10	12/10/67	Tom Fears
100	New England	52-0	11/12/72	Phil Bengtson
150	at N.Y. Jets	14-10	11/6/77	Walt Michaels
200	Buffalo	27-10	12/27/82	Chuck Knox
250	Pittsburgh	35-24	11/1/87	Chuck Noll
300	at New England	16-13(OT)	12/27/92	Dick MacPherson
318	Kansas City	45-28	12/12/94	Marty Schottenheimer
319	Detroit	27-20	12/25/94	Wayne Fontes
328	at St. Louis	41-22	12/24/95	Rich Brooks

REGULAR-SEASON WINS WITH DOLPHINS

REGULAR SEASON WIN NO.	OPPONENT	SCORE	DATE	OPPOSING HEAD COACH
1	at Houston	20-10	9/27/70	Wally Lemm
50	Kansas City	9-3	10/20/74	Hank Stram
100	Green Bay	27-7	10/28/79	Bart Starr
150	at New England	44-24	10/21/84	Ron Meyer
200	Buffalo	30-7	9/16/90	Marv Levy
250	at New England	20-3	9/10/95	Bill Parcells

REGULAR-SEASON GAMES AS NFL COACH

REGULAR- SEASON GAME NO.	OPPONENT	SCORE	DATE	OPPOSING HEAD COACH
1	N.Y. Giants	28-37	9/15/63	Allie Sherman
50	Washington	37-10	11/6/66	Otto Graham
100	at Houston	20-10	9/27/70	Wally Lemm
150	Kansas City	9-3	10/20/74	Hank Stram
200	Buffalo	31-14	12/17/77	Jim Ringo
250	Pittsburgh	30-10	9/10/81	Chuck Noll
300	at San Diego	28-34	11/18/84	Don Coryell
350	at Philadelphia	28-10	12/13/87	Buddy Ryan
400	New England	17-10	10/18/90	Rod Rust
450	at N.Y. Jets	10-27	11/7/93	Bruce Coslett



Nick Buoniconti

85 LINEBACKER

Born1/15/40

CollegeNotre Dame '62

NFL1962-76

Dolphins1969-76

Year Inducted2001

Nick Buoniconti, the driving force of the Dolphins' famed "No-Name Defense," inspired his teammates with his outstanding play and fiery leadership. During his seven years with the Dolphins the team advanced to three straight Super Bowls (1971-73) and won twice (1972, 1973), with one of those wins coming after their unparalleled undefeated season in 1972. Buoniconti was only 5-11 and 220 pounds and was considered to be too small to play middle linebacker. However, as many coaches noted, he always "played bigger than his size" during a stellar 14-year career with the Dolphins and the Boston Patriots.

The first member of the Dolphins defense to be elected to the Hall of Fame, Buoniconti joined the team in 1969 after playing seven seasons with the Patriots. During his tenure with the Dolphins, he was named the team's Most Valuable Player three times (1969, 1970, 1973) and was named to the AFL All-Star game in 1969 and was selected to two Pro Bowls (1973, 1974) following the merger of the two leagues. In 1990, he was voted as a linebacker on the Dolphins' Silver Anniversary all-time team, and on November 18, 1991, he was enshrined on the Dolphin Honor Roll at Pro Player Stadium.

Before joining the Dolphins, Buoniconti helped the Patriots capture the 1963 AFL Eastern Division title, and he played in five AFL All-Star games. Overall in his 14-year career, he played in 183 games and recorded 32 career interceptions. He was named to the All-Time AFL team in 1970, and overall was named a first team All-AFL/AFC choice eight times.

A native of Springfield, Massachusetts, Buoniconti had an outstanding collegiate career at Notre Dame. Following his retirement from the Dolphins, he and his son, Marc, were the driving forces behind the establishment of the Miami Project to Cure Paralysis, one of the world's leading research and treatment centers for spinal cord injuries.

Buoniconti was elected to the Hall of Fame in 2001 after being named for the first time that year as a nominee from the pre-1976 era by the Hall's Seniors Committee.

NICK BUONICONTI'S CAREER STATISTICS

YEAR	TEAM	G	TACK.	ASST.	TOTAL	FUM. REC.	INT.	YDS.	AVG.	TD
1962	Boston	14	NA	NA	NA	NA	2	3	1.5	0
1963	Boston	14	NA	NA	NA	NA	3	42	14.0	0
1964	Boston	14	NA	NA	NA	NA	5	75	15.0	0
1965	Boston	14	NA	NA	NA	NA	3	31	10.3	0
1966	Boston	14	NA	NA	NA	NA	4	43	10.8	0
1967	Boston	13	NA	NA	NA	NA	4	7	1.8	0
1968	Boston	8	NA	NA	NA	NA	3	22	7.3	0
1969	Miami	13	79	35	114	1	3	27	9.0	0
1970	Miami	14	96	49	145	0	0	0	0.0	0
1971	Miami	14	86	40	126	0	1	16	16.0	0
1972	Miami	14	72	74	146	0	2	17	8.5	0
1973	Miami	13	91	71	162	2	0	0	0.0	0
1974	Miami	13	51	49	100	0	2	29	14.5	0
1975	Miami	INJURED RESERVE								
1976	Miami	11	32	38	70	0	0	0	0.0	0
15-YEAR TOTALS		183	NA	NA	NA	3	32	312	9.8	0
MIAMI TOTALS		92	507	356	863	3	8	89	11.1	0

ADDITIONAL STATS

Sacks: 2 in 1969, 1 in 1971, 1 in 1972, 1 in 1973, 1 in 1976

Touchdowns: 1 fumble recovery in 1973

Kickoff Returns: 1 for 8 yards in 1962

Blocked Kicks: 1 PAT in 1976

Larry Csonka

39 FULLBACK

Born12/15/46

CollegeSyracuse '68

NFL1968-74, 1976-79

Dolphins1968-74, 1979

Year Inducted1987

Larry Csonka ranks as the Dolphins' all-time leading rusher with 1,506 carries for 6,737 yards (4.5 average) and 53 TDs. A five-time Pro Bowl selection, he put together three consecutive 1,000-yard seasons (1971-73) as Miami advanced to the Super Bowl each year. Csonka shined in those three Super Bowls, averaging 6.3 yards a carry and going over 100 yards rushing in two of them. Originally drafted in the first round out of Syracuse in 1968, he was named the MVP of Super Bowl VIII after carrying 33 times for 145 yards and two

touchdowns as the Dolphins steamrolled the Minnesota Vikings, 24-7, for their second straight NFL title. Called a "modern-day Bronko Nagurski" by Dolphin coach Don Shula, "Zonk" also played three seasons with the N.Y. Giants (1976-78) and one year with the Memphis Southmen of the World Football League (1975). His career rushing totals in the NFL, which place him 26th on the league's all-time rushing list, are: 1,891 carries for 8,081 yards (4.3 average) and 64 TDs. He was elected to the Hall of Fame in his second year of eligibility. In 1990, he also was voted the fullback on the Dolphins' Silver Anniversary all-time team and was named as a running back on the Super Bowl Silver Anniversary all-time team. On November 19, 1990, he was enshrined on the Dolphin Honor Roll at Pro Player Stadium. Csonka was further honored when his number 39 was retired by the team during halftime ceremonies on December 9, 2002, becoming the third Dolphin to have his number retired.

LARRY CSONKA'S CAREER STATISTICS

YEAR	TEAM	G-S	ATT.	RUSHING				RECEIVING			
				YDS.	AVG.	LG	TD	NO.	YDS.	LG	TD
1968	Miami	11-11	138	540	3.9	40	6	11	118	65	1
1969	Miami	11-11	131	566	4.3	54t	2	21	183	42	1
1970	Miami	14-14	193	874	4.5	53	6	11	94	54	0
1971	Miami	14-14	195	1051	5.4	28	7	13	113	25	1
1972	Miami	14-14	213	1117	5.2	45	6	5	48	14	0
1973	Miami	14-14	219	1003	4.6	25	5	7	22	9	0
1974	Miami	12-12	197	749	3.8	24	9	7	35	11	0
1975	Memphis*	7-NA	99	421	4.3	-	1	5	54	-	1
1976	N.Y. Giants	12-12	160	569	3.6	13	4	6	39	14	0
1977	N.Y. Giants	14-14	134	464	3.5	15	1	2	20	12	0
1978	N.Y. Giants	14-13	91	311	3.4	12	6	7	73	23	0
1979	Miami	16-16	220	837	3.8	22	12	16	75	18	1
MIAMI TOTALS		106-106	1506	6737	4.5	54t	53	91	688	65	4
GIANTS TOTALS		40-39	385	1344	3.5	15	11	15	132	23	0
NFL TOTALS		146-145	1891	8081	4.3	54t	64	106	820	65	4
PLAYOFFS		12-12	225	891	4.0	49	9	4	26	16	1

*stats with WFL Memphis not included in career totals

Bob Griese

12 QUARTERBACK

Born2/3/45
 CollegePurdue '67
 NFL1967-80
 Dolphins1967-80
 Year Inducted1990

He was unquestionably the "thinking man's quarterback." Bob Griese, renowned for his poised leadership and ingenious play-calling, sustained the Dolphin offense with a flair for winning from 1967-80.

The bespectacled quarterback became the 14th passer in the NFL's exclusive 25,000-yard club in 1980. On the same day he reached that milestone, he suffered a shoulder injury which ultimately forced his retirement on June 25, 1981. His No. 12 jersey became the first to be retired May 6, 1982, in ceremonies at the Dolphins' annual awards banquet. In 1990, he was

also voted the quarterback on the Dolphins' Silver Anniversary all-time team, and on Nov. 19, 1990, he was enshrined on the Dolphin Honor Roll at Pro Player Stadium.

He had a .698 winning percentage (91-39-1) under Coach Don Shula. "Cornerstone of the franchise," Dolphin founder Joe Robbie called him. He was a consensus All-Pro quarterback in 1971 and 1977, made six appearances in the Pro Bowl and was voted the team's Most Valuable Player six times by South Florida media.

After becoming eligible for induction into the Hall of Fame in 1985, Griese was named as a finalist all five years before being elected to the Hall of Fame in 1990.

"He's probably the most unselfish guy I've ever been around," Shula said. "He got as much of a thrill calling the right running play for a touchdown as he did connecting on a bomb. That's just his makeup."

BOB GRIESE'S CAREER STATISTICS

YEAR	TEAM	G-S	ATT.	COMP.	YDS.	PCT.	TD	INT.	LG	TKLD.
1967	Miami	12-11	331	166	2005	50.2	15	18	68t	25/240
1968	Miami	13-13	355	186	2473	52.4	21	16	50t	43/372
1969	Miami	9-9	252	121	1695	48.0	10	16	53t	33/289
1970	Miami	14-14	245	142	2019	58.0	12	17	54t	31/282
1971	Miami	14-13	263	145	2089	55.1	19	9	86t	23/248
1972	Miami	6-5	97	53	638	54.6	4	4	39	7/45
1973	Miami	13-13	218	116	1422	53.2	17	8	46	11/75
1974	Miami	13-13	253	152	1968	60.1	16	15	54	27/202
1975	Miami	10-10	191	118	1693	61.8	14	13	79t	16/31
1976	Miami	13-13	272	162	2097	59.6	11	12	47t	30/266
1977	Miami	14-14	307	180	2252	58.6	22	13	73t	36/303
1978	Miami	11-9	235	148	1791	63.0	11	11	63t	18/165
1979	Miami	14-12	310	176	2160	56.8	14	16	51	26/223
1980	Miami	5-3	100	61	790	61.0	6	4	54	9/89
TOTALS		161-152	3429	1926	25092	56.2	192	172	86t	335/2930
PLAYOFFS		12-11	208	112	1467	53.8	10	12	75t	15/152

Jim Langer

62 CENTER

Born5/16/48

College S. Dakota State '70

NFL1970-81

Dolphins1970-79

Year Inducted1987



Jim Langer was the anchor of the Miami offensive line during the Dolphins' championship years of the 1970s. Coming out of South Dakota State in 1970, he was signed as a free agent by Cleveland but was released on the final cut. Langer was picked up on waivers by the Dolphins and, after spending most of the year on the taxi squad, played in the final five games of 1970, mainly on special teams. After serving as a backup at center the following season, in 1972 he won the starting job, which he would hold until sidelined with a knee injury in 1979. A consensus All-Pro from 1973-77, Langer was a six-time Pro Bowl selection (five times as a starter). He played in a club-high 128 straight games during his career and also had a team-record 109 consecutive starts (a record since

broken by Richmond Webb in 1997). Voted the team's Most Valuable Player by South Florida media in 1975, Langer also holds the distinction of having played every offensive down in the Dolphins' perfect 1972 season. Wanting to spend the final years of his career near his Royalton, Minn., home, at his own request Langer was traded to the Minnesota Vikings in 1980, where he played for two seasons (1980-81). He was elected to the Hall of Fame in his first year of eligibility. In addition, on November 19, 1990, he was enshrined on the Dolphin Honor Roll at Pro Player Stadium.

Larry Little

66 GUARD

Born11/2/45
College..Bethune-Cookman '67
NFL1967-80
Dolphins1969-80
Year Inducted1993



A rumbling giant in the Dolphin trenches for 12 seasons, Larry Little's very presence in leading a sweep was an intimidating force in a Miami running attack which led the NFL during the 1970s at 2,372 yards per season. Coming out of Bethune-Cookman in 1967, Little entered the NFL as an undrafted free agent with the San Diego Chargers for a \$750 bonus. He was traded to the Dolphins on July 2, 1969, in exchange for Miami cornerback Mack Lamb, a former high school teammate. After having started just four games during his two seasons with the Chargers, Little emerged with the Dolphins and played in 158 regular season games with 152 starting assignments. He also started 12 playoff games for Miami and was a key ingredient of the Dolphins' back-to-back Super Bowl championship teams of 1972 and '73. Little earned All-Pro honors six times (1971-75 and 1977) and was a Pro Bowl selection on four occasions (1971-74). He was the first player in league history to be named as AFC Offensive Lineman of the Year three straight seasons (1970-72) by the NFL Players' Association. Little, who anchored the offensive line which helped set a then-NFL record with 2,960 rushing yards during the Dolphins' "perfect season" in 1972, was named by the National 1,000-Yard Club as the league's Outstanding Blocker for the '72 campaign. A native Floridian, Little was the first Dolphin player inducted into the Florida Sports Hall of Fame, on March 6, 1978. In 1990, he was voted as a guard on the Dolphins' Silver Anniversary all-time team. Little was elected into the Hall of Fame in his eighth year of eligibility after having been a finalist on three occasions. On December 13, 1993, he was enshrined on the Dolphin Honor Roll at Pro Player Stadium.

TIMING IS EVERYTHING

In the 64 regular season games that the Dolphins have played under Head Coach Dave Wannstedt (2000-03), the Dolphins have held the advantage in time of possession 35 times, and they are 28-7 in such games. They are 13-16 when their opponents have claimed this edge.

Dwight Stephenson

57 CENTER

Born11/20/57
CollegeAlabama '80
NFL1980-87
Dolphins1980-87
Year Inducted1998



Dwight Stephenson spent his entire career with the Dolphins, and was considered by many to be the "best at his position ever" in the NFL. He was selected to five straight Pro Bowls (1983-87), and earned starting honors in four of those contests (1983-86). His four Pro Bowl starts is tied for the third-most in team history. Stephenson anchored an offensive line which allowed the fewest sacks in the NFL each of his seasons as a starter and enabled Miami quarterback Dan Marino to set numerous passing records. His playing career ended prematurely after suffering torn anterior cruciate and lateral collateral ligaments in his left knee against the New York Jets on December 7, 1987, when he was hit unexpectedly by Marty Lyons on a New York fumble return. Stephenson's greatest honor during his playing days came in 1985 when he was selected as the Miller Lite/NFL Man of the Year for his work in charity and community projects, the first Dolphin to win that award. Stephenson also served as an Assistant Offensive Line Coach on Don Shula's Dolphin staff in 1992. Before joining the Dolphins as a second round draft choice in 1980, he had an outstanding college career at Alabama, where he was called "the greatest center I have ever coached" by the late Paul "Bear" Bryant. He was elected to the Pro Football Hall of Fame in his sixth year of eligibility after having been a finalist on five occasions. In 1990, he also was voted as the center on the Dolphins' Silver Anniversary all-time team, and on December 12, 1994, he was enshrined on the Dolphin Honor Roll at Pro Player Stadium.

Paul Warfield

42 WIDE RECEIVER

Born11/28/42
CollegeOhio State '64
NFL1964-74, 1976-77
Dolphins1970-74
Year Inducted1983



Paul Warfield sandwiched two stints with the Cleveland Browns around a five-year career with the Dolphins. After spending his first six seasons in the NFL with the Browns (1964-69), Warfield was acquired by Miami in January of 1970 in exchange for a first-round pick in the upcoming draft. In his five seasons with the Dolphins, Warfield had 156

receptions for 3,355 yards (21.5 average) and 33 TDs – good enough to place him 17th on the team's all-time receiving list. A member of both the '72 and '73 Super Bowl championship teams, he was selected to play in the Pro Bowl all five years he was with the Dolphins (once as a starter), in addition to being named to three Pro Bowl squads with the Browns. Warfield, one of two Dolphins (along with Mark Ingram) in the team's history to score four touchdowns in one game, also played one season with the Memphis Southmen of the World Football League (1975) before finishing his career with Cleveland (1976-77). His career receiving totals in the NFL are: 427 receptions for 8,565 yards (20.1 average) and 85 TDs. His 85 touchdown catches is tied for the eighth highest career total in NFL history. He was elected to the Hall of Fame in his first year of eligibility. In 1990, he also was voted as a wide receiver on the Dolphins' Silver Anniversary all-time team, and on November 19, 1990, he was enshrined on the Dolphin Honor Roll at Pro Player Stadium.

PAUL WARFIELD'S CAREER STATISTICS

YEAR	TEAM	G-S	NO.	YDS.	AVG.	LG	TD
1964	Cleveland	14-NA	52	920	17.7	62t	9
1965	Cleveland	1-NA	3	30	10.0	13	0
1966	Cleveland	14-NA	36	741	20.6	51	5
1967	Cleveland	14-NA	32	702	21.9	49t	8
1968	Cleveland	14-NA	50	1067	21.3	65t	12
1969	Cleveland	11-NA	42	886	21.1	82t	10
1970	Miami	14-14	28	703	25.1	54	6
1971	Miami	12-11	43	996	23.2	86t	11
1972	Miami	14-14	29	606	20.9	47	3
1973	Miami	14-14	29	514	17.7	45	11
1974	Miami	14-14	27	536	19.9	54	2
1975	Memphis*	10-NA	25	422	16.9	44t	3
1976	Cleveland	14-14	38	613	16.1	37t	6
1977	Cleveland	14-9	18	251	13.9	52t	2
MIAMI TOTALS		68-67	156	3355	21.5	86t	33
CLEVELAND TOTALS		96-NA	271	5210	19.2	82t	52
NFL TOTALS		164-NA	427	8565	20.1	86t	85
MIAMI PLAYOFFS		11-11	34	717	21.1	75t	4
CLEVELAND PLAYOFFS		7-7	24	404	16.8	56	1
PLAYOFF TOTALS		18-18	58	1121	19.3	75t	5

*stats with WFL Memphis not included in career totals

MIAMI DOLPHINS LOGO

The most recent modification to the Dolphins' logo was made prior to the 1997 season. This marked just the third logo change in the 36-year history of the franchise, and the first since 1972.

The original logo featured the dolphin jumping in front of a sunburst using the team's base colors (aqua, coral and white). In 1972, the dolphin was repositioned in front of the sunburst and the aqua color was strengthened. In 1997, the traditional logo and colors were kept as a base, while the sunburst on the logo was accentuated and the dolphin was strengthened with a stronger definition of its shape. In addition, the sunburst was more prominently displayed with the elimination of the hashmarks around the sun's perimeter, while the dolphin's features were accentuated by navy highlights.



PRESENT LOGO



1966-71



1972-96

RETIRED JERSEY #12



Bob Griese's No. 12 jersey became the first Dolphin number to be retired, on May 6, 1982, in ceremonies at the Dolphins' annual awards banquet.

No other player in the history of the Dolphins, either before or after Griese, wore No. 12 in regular season play.

Griese was further recognized when he was elected to the Pro Football Hall of Fame in 1990.

For a full bio of Griese, please see the Hall of Fame section of the media guide.

RETIRED JERSEY #13

Dan Marino

QUARTERBACK

Born9/15/61

College.....Pittsburgh '83

NFL1983-99

Dolphins1983-99

Year Jersey Retired ..2000



PRO CAREER

Dan Marino's number 13 jersey became the second Dolphin uniform number to be retired, on Sunday, September 17, 2000, at halftime of the Dolphins-Baltimore Ravens game at Pro Player Stadium . . . He was also inducted into the Dolphin Honor Roll on that date . . . The only other Dolphin player to wear No. 13 was safety Jake Scott, who wore that number from 1970 through 1975 . . . Marino will be eligible to be inducted into the Pro Football Hall of Fame with the Class of 2005 . . . He announced his retirement on March 13, 2000 . . . Marino ranks among the NFL's all-time top ranked passers . . . In his 17-year career, Marino played in 242 games (240 starts) and he is 4967-8358 (59.4%) for 61,361 yards, 420 touchdowns, and 252 interceptions for an 86.4 passing efficiency rating, which ranks eighth among the all-time passing leaders . . . Marino holds 38 Dolphins regular season team records (50 overall, including playoffs) and is tied for four others (six, including playoffs) . . . He holds 23 NFL regular season records and is tied for four others . . .

RECORD WHEN MARINO . . .

(Regular Season)

Threw 0 Touchdowns.....	16-23	Was Not Intercepted	62-23
Threw 1 Touchdown.....	45-31	Was Intercepted	85-72
Threw 2 Touchdowns.....	45-20	Played on Grass.....	108-54
Threw 3 Touchdowns.....	25-16	Played on Turf.....	39-41
Threw 4 Touchdowns.....	12-3	Played in Domes	15-14
Threw 5 Touchdowns	4-1	Played on Monday Night.....	19-18
Threw 6 Touchdowns.....	0-1	Played on Sunday Night	11-4
Threw at least 1 TD	131-72	Played on Thursday Night.....	1-0
Was Not Sacked	68-33	Played in Prime Time	31-22
Was Sacked.....	79-62	Played in Overtime.....	7-8
Rushed for a Touchdown.....	7-2		

AMONG NFL LEADERS: With a career passing efficiency of 86.4, Marino currently ranks eighth on the all-time list of passers, behind only Kurt Warner, Steve Young, Joe Montana, Jeff Garcia, Peyton Manning, Daunte Culpepper and Brett Favre:

TOP TEN NFL ALL-TIME LEADING PASSERS

PLAYER	YRS.	ATT.	COMP.	PCT.	YDS.	TD	INT.	RATING
Kurt Warner*	6	1,688	1,121	66.4	14,447	102	65	97.2
Steve Young	15	4,149	2,667	64.3	33,124	232	107	96.8
Joe Montana	15	5,391	3,409	63.2	40,551	273	139	92.3
Jeff Garcia*	5	2,360	1,449	61.4	16,408	113	56	88.3
Peyton Manning*	6	3,383	2,128	62.9	24,885	167	110	88.1
Daunte Cupepper*	5	1,843	1,160	62.9	13,881	90	63	88.0
Brett Favre*	13	6,464	3,960	61.3	45,646	346	209	86.9
Dan Marino	17	8,358	4,967	59.4	61,361	420	252	86.4
Trent Green*	6	2,266	1,336	59.0	17,016	106	65	86.1
Tom Brady*	4	1,544	955	61.9	10,233	69	38	85.9

* - active

Marino also is among the winningest-ever quarterbacks in NFL regular season history, ranking second in all time regular season victories as a starter . . . His 16-13 overtime win vs. Tennessee on Sept. 7, 1997 tied him with Fran Tarkenton for second place on the all-time win list, and his 17-14 victory versus Kansas City on Oct. 5, 1997 moved him into sole possession of second place, trailing only Denver's John Elway:

MOST ALL-TIME VICTORIES BY NFL STARTING QUARTERBACKS

(Regular Season)

PLAYER	TEAMS	NFL SEASONS	W-L-T	PCT.
1. John Elway	Denver	16	148-82-1	.643
2. DAN MARINO	MIAMI	17	147-93-0	.613
3. Fran Tarkenton	Minn./N.Y. Giants	18	125-109-6	.533

In his career, with 8,358 attempts, Marino ranks first in NFL history in pass attempts, breaking Fran Tarkenton's NFL record of 6,467 attempts on Dec. 11, 1995 vs. Kansas City . . . Marino tied Tarkenton's record with a two yard completion to Eric Green in the fourth quarter of that game and broke the record with an incomplete pass intended for Randal Hill later in that quarter . . . With 4,967 pass completions, Marino ranks first in NFL history in completions, breaking Fran Tarkenton's NFL record of 3,686 completions on Oct. 8, 1995 vs. Indianapolis . . . Marino tied Tarkenton's record with a five yard touchdown pass to Irving Spikes in the first quarter of that game and broke the record with a six-yard completion to Keith Byars in the second quarter . . . With 61,361 yards passing, Marino ranks first in NFL history in total yards passing, breaking Fran Tarkenton's NFL record of 47,003 passing yards on Nov. 12, 1995 vs. New England on a nine-yard completion to Irving Fryar in the first quarter . . . With 420

touchdown passes, Marino ranks first in NFL history in touchdown passes, breaking Tarkenton's NFL record of 342 TD passes with a six-yard TD pass to Keith Byars in the second quarter on Nov. 26, 1995 at Indianapolis . . . Marino tied Tarkenton's record with a four-yard touchdown pass to O.J. McDuffie in the third quarter on Nov. 20 vs. San Francisco . . .

YARDAGE: Marino's 61,361 yards passing rank first on the NFL's all-time career passing yardage list . . . On Oct. 17, 1999 at New England, Marino's eight yard pass to Tony Martin (his only completion of the game) made him the first quarterback in NFL history to pass for 60,000 career yards . . . On Nov. 12, 1995 vs. New England, with a nine-yard completion to Irving Fryar in the first quarter, Marino passed Fran Tarkenton (47,003 career passing yards), breaking Tarkenton's NFL record for most career passing yards and moving into first place on the NFL all-time career passing yardage list:

NFL CAREER PASSING YARDAGE LEADERS

1. DAN MARINO61,361 (17)	11. Boomer Esiason37,920 (14)
2. John Elway51,475 (16)	*12. Drew Bledsoe36,876 (11)
3. Warren Moon49,325 (17)	13. Jim Kelly35,467 (11)
4. Fran Tarkenton47,003 (18)	14. Jim Everett34,837 (12)
*5. Brett Favre45,646 (13)	15. Jim Hart34,665 (18)
6. Dan Fouts43,040 (15)	16. Steve DeBerg34,241 (17)
*7. Vinny Testaverde40,943 (17)	17. John Hadl33,503 (16)
8. Joe Montana40,551 (16)	18. Phil Simms33,462 (14)
9. Johnny Unitas40,239 (18)	19. Steve Young33,124 (15)
10. Dave Krieg38,151 (19)	20. Troy Aikman32,942 (12)

() - number of years played

* - active players

Marino reached the 50,000, 40,000 and 30,000 yards passing plateaus faster than any quarterback in NFL history . . . Marino is the only quarterback in NFL history to have six 4,000-yard seasons (1984-86, 1988, 1992, 1994) . . . Peyton Manning (five, 1999-2003), Warren Moon (four, 1990-91, 1994-95), Dan Fouts (three, 1979-81), Brett Favre (three, 1995, 1998-99), Drew Bledsoe (three, 1994, 1996, 2002), Steve Young (two, 1993, 1998), and Kurt Warner (two, 1999, 2001) are the only other QBs to have multiple 4,000-yard seasons . . . Along with Fouts and Manning, he is the only other QB to pass for 4,000 yards in three or more straight seasons (1984-86) . . . Marino passed for 3,000 or more yards 13 times (1984-92, 1994-95, 1997-98) in his 17 seasons in the NFL . . . When he went over the 3,000-yard passing mark on Dec. 21, 1998 vs. Denver, it marked the 13th time he passed for 3,000 or more yards, breaking his tie with John Elway and re-setting the NFL record for most 3,000 yard seasons . . . Marino originally set the record for most 3,000 yard seasons in 1991, his eighth year of passing for 3,000 or more yards before Elway tied that record in 1996 . . . Before setting that NFL record, Marino had been tied with Joe Montana (1981, 1983-85, 1987, 1989-90) for the previous record of seven 3,000-yard seasons . . . Marino extended that mark to 11 seasons before being tied by Elway in 1996, and Marino now holds the NFL record alone by extending that mark to 13 seasons . . . Marino led the NFL in passing yards five times during a season, having accomplished that feat in 1984-86, 1988, and 1992 . . . Marino tied the NFL record for most seasons leading the league in passing yardage (five) with Sonny Jurgensen (1961-62, 1966-67, 1969) . . . Marino had 13 career 400-yard games (15, including playoffs) and the Dolphins were 8-5 in those 13 games (9-6 overall, including the playoffs) . . . Marino had 63 career regular season 300-yard games (67, including playoffs), and the Dolphins were 37-26 in those 63 300-yard games (38-29 overall, including playoffs) . . . Marino's 63 career 300-yard passing games extended his own NFL record for most career 300-yard passing games . . . He broke Dan Fouts' former NFL record of 51 career 300-yard games on Dec. 3, 1995 vs. Atlanta when Marino had 343 yards passing, the 52nd regular season game of 300 or more yards passing in his career . . . Marino tied Fouts' record of 51 regular season career 300-yard games when he had 333 yards passing on Nov. 12, 1995 vs. New England . . . Marino owns the top 11 and 42 of the top 50 passing yardage games in Dolphins history as well as 67 of the 82 300-yard passing games in club history . . .

TOUCHDOWN PASSES: Marino's first touchdown pass on Nov. 26, 1995 at Indianapolis, a six-yard TD pass to Keith Byars with 13:54 elapsed in the second quarter, was Marino's 343rd TD pass of his career, breaking Fran Tarkenton's former NFL record of most career touchdown passes (342), making Marino the league's all-time leader in career TD passes . . . Marino tied Tarkenton's record vs. San Francisco on November 20, 1995, with a four-yard TD pass to O.J. McDuffie in the third quarter . . . On Nov. 29th, 1998 vs. New Orleans, Marino's

seven-yard touchdown pass to O.J. McDuffie was the 400th TD pass of his career, becoming the first quarterback in NFL history to throw for 400 touchdown passes . . . Marino recorded 420 career touchdown passes:

TOP TWENTY, CAREER TOUCHDOWN PASSES

1. DAN MARINO420 (17)	*11. Vinny Testaverde251 (17)
*2. Brett Favre346 (13)	12. Boomer Esiason247 (14)
3. Fran Tarkenton342 (18)	13. John Hadl244 (16)
4. John Elway300 (16)	14. Len Dawson239 (19)
5. Warren Moon291 (17)	15. Jim Kelly237 (11)
6. Johnny Unitas290 (18)	16. George Blanda236 (26)
7. Joe Montana273 (16)	17. Steve Young232 (15)
8. Dave Krieg261 (19)	18. John Brodie214 (16)
9. Sonny Jurgensen255 (18)	19. Y.A. Tittle212 (15)
10. Dan Fouts254 (15)	Terry Bradshaw212 (14)

() - number of years played * - active players

Marino reached the 300 and 200 touchdown passes plateaus faster than any quarterback in NFL history . . . In his career Marino threw at least one TD pass in 203 of his 242 regular-season games as well as in 16 of his 18 playoff games (219 of 260 overall) . . . Overall in Marino's career, the Dolphins were 16-23 in the 39 regular season games in which Marino failed to throw a touchdown pass (and 16-25 in his 41 overall games, including playoffs) . . . Marino did not throw a touchdown pass in consecutive games only six times in his career . . . He never went three games in a row in his career without a TD pass . . . Marino had six career games of throwing five or more touchdown passes, and the Dolphins were 4-2 in those contests . . . Marino had 21 career games passing for four or more touchdowns, and he was 16-5 in those 21 contests . . . When Marino threw for five touchdowns on September 4, 1994 vs. New England, it was the 18th time he threw for four or more touchdowns, breaking an NFL record he had shared with Johnny Unitas for most career games (17) throwing four or more touchdown passes . . . Overall in his career he threw three or more touchdowns in 62 games (67, including playoffs), and he was 41-21 in those contests (44-23 including post-season games) . . . Marino threw for 20 or more TD passes in 13 of his 17 years in the NFL . . . The only seasons when he failed to reach 20 TD passes came in 1999, 1997, 1996 and in 1993, a season when he played only five games due to injury . . . By throwing for 20 touchdown passes in 1998, he extended his own NFL record for most years throwing for 20 or more touchdown passes to 13 seasons . . . In 1991, Marino became the first quarterback in NFL history to throw 20 or more touchdown passes nine different times . . . He and Johnny Unitas had been tied for the old record as the only NFL quarterbacks ever to throw 20 or more touchdown passes in eight different seasons before Marino broke that mark with his ninth season of 20 or more touchdown passes; Marino accomplished his record-setting feat in his first nine seasons in the league, while Unitas played 18 seasons in the NFL . . . Marino also is the only player in NFL history to throw 20 or more touchdown passes in his first ten NFL seasons and is one of two players (along with Brett Favre) to throw 20 or more TD passes in ten consecutive seasons . . . Four times in his career (1984-86, 1994) Marino threw for 30 or more touchdowns, and he is second to Brett Favre (seven, 1994-98, 2001, 2003) for the NFL record of most seasons throwing 30 or more touchdown passes . . . Marino is the only QB to throw 40 or more touchdowns in two different seasons (1984, 1986) . . .

TOTAL OFFENSE: With 61,361 yards passing along with 87 yards rushing, Marino had 61,448 yards in total offense (combined rushing and passing yards) in his career, and he is the all-time NFL leader in that category:

ALL-TIME NFL TOTAL OFFENSE LEADERS

NAME	TOTAL YARDS	PASSING YARDS	RUSHING YARDS	NFL SEASONS
1. DAN MARINO	61,448	61,361	87	17
2. John Elway	54,882	51,475	3,407	16
3. Warren Moon	51,061	49,325	1,736	17
4. Fran Tarkenton	50,677	47,003	3,674	18
5. Brett Favre	47,293	45,646	1,647	13

INTERCEPTIONS: In his career, Marino did not throw an interception in 85 games (90, including playoffs) . . . The Dolphins were 62-23 in those 85 games in which he was not intercepted (66-24, including playoffs) . . . Overall in his career, Marino threw 30 interceptions that were returned for touchdowns, 29 in the regular season and one in the playoffs . . .

SACKS: For the first eight years of Marino's career (1983-90), the Dolphins allowed the fewest sacks in the NFL . . .

RUSHING AND RECEIVING: In his career, Marino rushed for a touchdown nine times in the regular season (ten, including playoffs): Dec. 27, 1998 at Atlanta, three yards; Dec. 12, 1994 vs. Kansas City, four yards; Sept. 26, 1993 at Buffalo, four yards; Dec. 15, 1991 at San Diego, 10 yards; Dec. 10, 1989 vs. New England, one yard; Oct. 15, 1989 at Cincinnati, one yard; Dec. 7, 1987 vs. N.Y. Jets, five yards; Nov. 20, 1983 vs. Baltimore, one yard; and Oct. 30, 1983 vs. L.A. Rams, two yards (and one playoff contest – Jan. 12, 1991 at Buffalo in AFC Divisional Playoff contest, two yards) . . . The Dolphins were 7-2 in those regular season contests (7-3 including playoff games) when Marino rushed for a touchdown . . . Marino caught one pass in his career, on Nov. 12, 1995 vs. New England, when he caught his own deflected pass for a six-yard loss . . .

SERVICE: On Sept. 13, 1999, at Denver Marino began his 17th year of service with the Dolphins adding to his club record for most seasons as a Dolphin . . . In 1998 he broke Bob Kuechenberg's former club record for most seasons as a Dolphin (15 seasons), which Kuechenberg originally set from 1970-84 . . . Marino played in 242 regular season games with Miami . . . Marino missed 23 games during his career due to injuries . . . Overall in those 23 games that he missed due to injury, the Dolphins were 12-11 . . .

NFL RECORDS: Overall, Marino holds 24 NFL regular season records and is tied for three others . . . In addition to the above records for attempts, completions, yardage and touchdowns, Marino holds NFL single season records for yards (5,084 in 1984) and touchdowns (48 in 1984) . . . Having led the NFL in attempts in 1984, 1986, 1988, 1992, and 1997, Marino set a new NFL record for most seasons leading the league in pass attempts (five) . . . He had previously been tied with three other quarterbacks (Sammy Baugh, Johnny Unitas, George Blanda) who led the NFL in that category four times each . . . Having led the NFL in completions from 1984-86, 1988, 1992 and 1997, Marino set a new NFL record for most seasons leading the league in pass completions (six) . . . He had previously been tied with Sammy Baugh, who led the NFL in that category in five seasons . . . Marino and Blanda (1963-65) are the only QBs to lead the NFL in completions three consecutive years . . . Having led the NFL in passing yards from 1984-86, 1988 and 1992, Marino joined Sonny Jurgensen as the only players to have led the NFL in passing yards in five seasons, and only Dan Fouts (1979-82) has led the league longer consecutively in yardage (four seasons) . . .

COMEBACKS: Over the course of Marino's 17-year career with the Dolphins, he brought the team back from a fourth quarter deficit a total of 37 times, with 21 fourth quarter triumphs at home and 16 on the road . . . Included in that total were three playoff games in which Marino led Miami back in the fourth quarter . . . Marino's total of 37 fourth quarter comeback wins does NOT include 13 additional games, (12 in the regular season and one in the playoffs), that Marino won when the Dolphins were tied (but never did trail) in the fourth quarter, ten at home (one playoff contest and nine regular season games) and three on the road; If those 13 fourth-quarter tied situations are included, then Marino led the Dolphins on a total of 50 game-winning drives (31 at home and 19 on the road) . . . With 37 fourth quarter comeback victories, Marino ranks second in that category: Denver's John Elway has 43 final period come-from-behind wins:

ALL-TIME FOURTH QUARTER COMEBACK DRIVES

PLAYER	TEAMS	FOURTH QUARTER COMEBACK DRIVES
1. John Elway	Denver	43
2. DAN MARINO	MIAMI	37
3. Joe Montana	San Francisco, Kansas City	31
4. Jim Kelly	Buffalo	24

In Marino's 37 career fourth quarter comebacks, he completed 280 of 441 passes (63.5%) for 3,710 yards with 29 touchdowns and eight INTs in the final stanza for a rating of 104.4 . . .

UNDER DON SHULA: Marino is one of ten quarterbacks to have started games when Don Shula coached the Dolphins, from 1970 through 1995, and his 184 regular season starts under Shula is the most by any Dolphins quarterback during that time:

DOLPHINS STARTING QUARTERBACKS UNDER DON SHULA

QUARTERBACK	YEARS	STARTS
Bob Griese	1970-80	119
George Mira	1971	1
Earl Morrall	1972-76	12
Don Strock	1974-87	20
David Woodley	1980-83	40
DAN MARINO	1983-95	184
Kyle Mackey (Replacement games)	1987	3
Scott Mitchell	1990-93	7
Steve DeBerg	1993	4
Bernie Kosar	1995	2

In addition, in Shula's coaching career (including his tenure as head coach of the Colts from 1963-69), Marino accounted for more wins during that span than any other quarterback who played under Shula:

DON SHULA'S CAREER RECORD BY QUARTERBACK

COACH SHULA WITH BALTIMORE (1963-69)

PLAYER	REGULAR SEASON	PLAYOFFS	OVERALL RECORD
Johnny Unitas	56-22-3 .710	0-1-0 .000	56-23-3 .701
Earl Morrall	14- 1-1 .906	2-1-0 .667	16- 2-1 .868
Gary Cuozzo	1- 0-0 1.000		1- 0-0 1.000
Tom Matte		0-1-0 .000	0- 1-0 .000
TOTALS	71-23-4 .745	2-3-0 .400	73-26-4 .728

COACH SHULA WITH MIAMI (1970-95)

PLAYER	REGULAR SEASON	PLAYOFFS	OVERALL RECORD
DAN MARINO	116-68-0 .630	6-07-0 .462	122-75-0 .619
Bob Griese	82-36-1 .693	6- 5-0 .545	88-41-1 .681
David Woodley	27-12-1 .688	3- 2-0 .600	30-14-1 .677
Don Strock	14- 6-0 .600		14- 6-0 .700
Earl Morrall	11- 1-0 .917	2- 0-0 1.000	13- 1-0 .929
Scott Mitchell	3- 4-0 .429		3- 4-0 .429
Steve DeBerg	2- 2-0 .500		2- 2-0 .500
George Mira	1- 0-0 1.000		1- 0-0 1.000
Kyle Mackey	1- 2-0 .333		1- 2-0 .333
Bernie Kosar	0- 2-0 .000		0- 2-0 .000
TOTALS	257-133-2 .658	17-14-0 .548	274-147-2 .648

Marino's 116 wins under Shula are the most victories by a head coach - quarterback combination in NFL history, surpassing the previous high of 107 wins recorded by Pittsburgh's Chuck Noll and Terry Bradshaw . . . In addition, the Marino-Shula duo was together for 13 seasons, which is tied for the second longest quarterback-head coach combination in NFL history:

LONGEST RUNNING QB-COACH COMBINATIONS IN NFL HISTORY

QUARTERBACK	COACH	TEAM	YEARS TOGETHER
1. Terry Bradshaw	Chuck Noll	Pittsburgh	1970-1983 (14)
2. DAN MARINO	DON SHULA	MIAMI	1983-1995 (13)
Danny White	Tom Landry	Dallas	1976-1988 (13)
4. Len Dawson	Hank Stram	Kansas City	1963-1974 (12)
5. Bob Griese	Don Shula	Miami	1970-1980 (11)
Roger Staubach	Tom Landry	Dallas	1969-1979 (11)

HONORS: Marino won the AFC Offensive Player of the Week honor 18 times in the regular season (and 20 times overall, including playoffs), as well as two AFC Player of the Month Awards in his 17-year NFL career . . . It is the most times any player has won Player of the Week honors since the award was instituted in 1984 . . . John Elway is second with 15 awards

(in addition to two Player of the Month Awards), Joe Montana is third with 13 awards, while Boomer Esiason is tied for fourth with 12 awards (he also has two Player of the Month Awards) along with Steve Young and Jerry Rice . . . Marino won the AFC Player of the Week Award twice in the same season five times in his career (1984, 1985, 1988, 1989, 1999) . . . Including playoff games, Marino has won multiple weekly awards seven different years . . .

MAN OF THE YEAR AWARD: On January 28, 1999, Marino was named as the 1998 Sprint/NFL Man of the Year . . . It is the only league-sponsored award that recognizes player community service as well as excellence on the field . . . Off the field, Marino established the Dan Marino Foundation, which was created to benefit children's charities in South Florida . . . He hosted events throughout the year to raise money for the foundation . . . One major project was the newly created Miami Children's Hospital/Dan Marino Center in Weston, Florida that opened in 1998 and offers comprehensive health care to children with chronic medical needs . . . Marino also spearheaded the Dolphins' annual Thanksgiving turkey giveaway each year in conjunction with the Daily Bread Food Bank...Marino was the Dolphins' United Way representative in 1994-96 and has been a strong supporter of their programs . . . In 1998, Marino was chosen as one of three national spokesmen for the NFL's 25-year anniversary with United Way . . . Marino became the second Dolphin player to win the NFL Man of the Year Award; Dwight Stephenson won that honor in 1985 . . .

SOUTH FLORIDA AWARDS: In balloting of South Florida media for the Dolphins' Most Valuable Player Award, Marino won that award twelve times (1983-92, 1994-95) . . . Marino passed Bob Griese, who won that award six times (1967-68, 1970-71, 1974, 1977) . . . Marino won the MVP award each of his first ten years in the league (1983-92), and no other Dolphin has ever won more than two consecutive MVP awards . . . In addition, in 1995 Marino was named the winner of the Miami Dolphins' Leadership Award for the first time, an award presented annually to the Miami player chosen by Dolphin management and coaches for leadership on and off the playing field . . . Marino again won the Leadership Award in 1997, this time chosen by his teammates . . . Marino won the Dolphins' Outstanding Offensive Back award ten times (1983-90, 1992, 1994) . . . His ten years winning that award surpassed the former team high set by Larry Csonka (1970-74, 1979), who had won that award six times...In 1998 Marino was chosen by the Dolphins organization as the club's winner of the annual Community Service Award . . . It was the second time in Marino's career that he had been selected as the winner of this award, having also been honored in 1996 . . . Since the award was first instituted in 1987, Marino is one of only three players to be honored more than once (John Offerdahl, 1989-90 and Bryan Cox, 1994-95) . . .

PLAYOFF CAREER: In his playoff appearances, Marino extended his Dolphin career playoff records for most attempts, completions, yards passing, and touchdown passes, playing in 18 playoff games, while Bob Griese, runner-up in all four categories, played in 12 post-season contests:

MARINO'S MIAMI DOLPHINS CAREER PLAYOFF RECORDS

TD PASSES	YARDS	ATTEMPTS	COMPLETIONS	INTERCEPTIONS
32 MARINO	4,510 MARINO	687 MARINO	385 MARINO	24 MARINO
10 Griese	1,467 Griese	208 Griese	112 Griese	12 Griese

Marino attempted 687 passes in his playoff career . . . He ranks second on the all-time NFL playoff list for most passes attempted; Joe Montana is first in NFL playoff history with 734 passes attempted . . . On Jan. 2, 2000, in an AFC Wild Card contest at Seattle, Marino moved into second place among the all-time NFL pass attempt leaders, passing John Elway, who had 651 attempts . . . Marino completed 385 passes in his playoff career . . . On Jan. 2, 1999, in an AFC Wild Card contest vs. Buffalo, he surpassed Jim Kelly (322) and John Elway to move into second place among the all-time NFL pass completion leaders; Joe Montana is first with 460 pass completions while Elway is third with 355 completions . . . Marino passed for 4,510 yards in his playoff career . . . On Jan. 2, 1999, in an AFC Wild Card contest vs. Buffalo, he surpassed Jim Kelly (3,863) and moved into third place among the all-time NFL passing yardage leaders (but has since been surpassed by Brett Favre); Joe Montana is first with 5,772 passing yards, John Elway is second with 4,964 yards passing and Favre is third with 4,686 yards passing:

MOST PASSING YARDS IN NFL POSTSEASON HISTORY

PLAYER	TEAMS	PASSING YARDS	PLAYOFF GAMES
1. Joe Montana	San Francisco/Kansas City	5,772	23
2. John Elway	Denver	4,964	22
3. Brett Favre	Green Bay	4,686	19
4. DAN MARINO	MIAMI	4,510	18
5. Jim Kelly	Buffalo	3,863	17

Marino had four postseason games of 300 or more passing yards, which ties him with Kurt Warner, Warren Moon, Troy Aikman, and John Elway for the third highest total in postseason history, surpassed only by the five 300-yard passing games by Dan Fouts and the six 300-yard passing games by Joe Montana . . . Marino threw 32 touchdowns passes in his 18 postseason games, at the time the second highest career total in NFL history . . . In an AFC Wild Card contest on January 9, 2000 at Seattle, Marino's one-yard TD pass to Oronde Gadsden moved him past Terry Bradshaw into second place (Brett Favre has since moved past him, leaving Marino currently in third place):

MOST TOUCHDOWN PASSES IN NFL POSTSEASON HISTORY

PLAYER	TEAMS	TOUCHDOWN PASSES	PLAYOFF GAMES
1. Joe Montana	San Francisco/Kansas City	45	23
2. Brett Favre	Green Bay	33	19
3. DAN MARINO	MIAMI	32	18
3. Terry Bradshaw	Pittsburgh	30	19
5. John Elway	Denver	27	22

Marino threw at least one touchdown pass in 16 of his 18 playoff contests, throwing a TD pass in his first 13 postseason contests before being held without a touchdown pass in an AFC Wild Card game on Dec. 28, 1997 at New England . . . He also failed to throw a touchdown pass in an AFC Divisional Playoff matchup at Denver on Jan. 9, 1999 . . . Marino's 13-game postseason streak with at least one touchdown pass established the NFL record for the most consecutive games with a touchdown pass, and he broke that record on December 31, 1984 vs. Kansas City when he threw a touchdown pass for the 11th consecutive game before extending the mark to 13 straight games following his two touchdowns at Buffalo in an AFC Wild Card playoff game on Dec. 30, 1995, before having that streak ended in an AFC Wild Card game at New England on Dec. 28, 1997 . . . Brett Favre later broke that record in 2003:

NFL RECORD, TOUCHDOWN PASSES IN CONSECUTIVE PLAYOFF GAMES

PLAYER	TEAM	CONSECUTIVE SEASONS	PLAYOFF GAMES WITH A TD PASS
Brett Favre	Green Bay	1995-03 (current)	15
DAN MARINO	MIAMI	1983-95	13
Joe Montana	San Francisco	1988-90	10
Ken Stabler	Oakland	1973-77	10
John Elway	Denver	1984-89	9

PRO BOWL: Marino was selected to nine Pro Bowls (1983-87, 1991-92, 1994-95), including seven as a starter (1983-86, 1992, 1994-95), but due to injuries he was able to play in only two games (1984, 1992) . . . Marino's nine Pro Bowl selections set a Dolphins record for most career selections, surpassing the former record of six selections that had previously been set by quarterback Bob Griese (1970-71, 1973-74, 1977-78), center Jim Langer (1973-78), and guard Bob Kuechenberg (1974-75, 1977-78, 1982-83) . . . Marino's seven Pro Bowl starts set a Dolphins record for career starts, surpassing the former record of five starts that had previously been set by Langer (1973-77) . . . When Marino was selected to the Pro Bowl following his rookie season in 1983, he became the youngest quarterback ever selected to the Pro Bowl:

YOUNGEST PRO BOWL QUARTERBACKS (1970-02)

QUARTERBACK	TEAM	YEAR	AGE
DAN MARINO*	MIAMI	1983	22 YEARS, 4 MONTHS, 14 DAYS
Michael Vick	Atlanta	2002	22 years, 7 months, 7 days
Drew Bledsoe	New England	1994	22 years, 11 months, 22 days
Brett Favre	Green Bay	1992	23 years, 3 months, 28 days
DAN MARINO	MIAMI	1984	23 YEARS, 4 MONTHS, 12 DAYS
Peyton Manning	Indianapolis	1999	23 years, 10 months, 6 days
Bernie Kosar#	Cleveland	1987	24 years, 2 months, 13 days

* Did not play due to injury

Named to squad by AFC coaching staff as a "need" player

PERSONAL

Married to Claire (1/30/85), Marino and his wife have six children, Daniel Charles (9/4/86), Michael Joseph (5/18/88), Joseph Donald (7/26/89), Alexandra Claire (5/13/92), Niki Lin (12/15/96) and Lia (7/12/95) and reside in Weston . . . An outstanding golfer . . . Teamed with golf pro Dan Pohl to win the championship at the AT&T Pebble Beach National ProAm in February, 1988, at Pebble Beach, Calif . . . Played in U.S. Open qualifier in 2001 . . . Served as honorary starter for the 1998 Daytona 500 . . . Is in his third year as a studio analyst for CBS' "The NFL Today" and his fifth season as a host of HBO's "Inside the NFL" . . . In '91 off-season worked as color commentator on USA cable network's coverage of World League of American Football . . . Played himself in movie "Ace Ventura: Pet Detective," which starred Jim Carrey, Sean Young and Courtney Cox and was one of the most popular films in 1994 . . . Appeared in 1998 movie "Holy Man", that starred Eddie Murphy . . . Appears in music video by Hootie and the Blowfish for song, "Only Wanna Be With You" . . . Has won each of the two NFL Quarterback Challenge competitions held in Hawaii . . . Has appeared on the cover of every national sports publication at least once, including second GQ cover appearance in Sept., 1996 . . . Established the Dan Marino Foundation, which helps support many South Florida charities . . . He also raised funds for his foundation through the "Touchdown for Tots" program, which raised over \$830,000 since its inception . . . As a sponsor of his own program, Marino donated \$500 for every touchdown he threw . . . Sponsors an annual golf tournament in February in Fort Lauderdale for the benefit of the Dan Marino Foundation, which in 2004 raised over \$400,000 . . . Helped create Miami Children's Hospital Dan Marino Center in Weston that opened in 1998 and offers comprehensive health care to children with chronic medical needs . . . Named as Sprint/NFL Man of the Year in 1998 . . . Named Miami Dolphins NFL Man of the Year each year from 1996-98 . . . Won the 1995 Ed Block Courage Award . . . Served as the Dolphins' 1994 United Way representative . . . In 1998, served as one of three NFL representatives appearing in a national public service announcement in honor of the NFL's 25-year partnership with the United Way . . . Had his neighborhood field in Pittsburgh named Dan Marino Field in March, 1990 . . . Was the number-one selection in the inaugural United States Football League draft in 1983, being chosen by the Los Angeles Express . . . Had been a fourth-round choice of baseball's Kansas City Royals in 1979 . . . Attended Central Catholic High School in Pittsburgh, lettering in football and baseball . . . Full name is Daniel Constantine Marino, Jr., born Sept. 15, 1961, in Pittsburgh, Pa.

DAN MARINO'S NFL REGULAR SEASON STATISTICS

YEAR	TEAM	G-S	ATT.	COMP.	YDS.	PCT.	TD	INT.	LG	TKLD.	RATE
1983	Miami	11-9	296	173	2210	58.4	20	6	85t	10/80	96.0
1984	Miami	16-16	564	362	5084	64.2	48	17	80t	13/120	108.9
1985	Miami	16-16	567	336	4137	59.3	30	21	73	18/157	84.1
1986	Miami	16-16	623	378	4746	60.7	44	23	85t	17/119	92.5
1987	Miami	12-12	444	263	3245	59.2	26	13	59t	9/77	89.2
1988	Miami	16-16	606	354	4434	58.4	28	23	80t	6/31	80.8
1989	Miami	16-16	550	308	3997	56.0	24	22	78t	10/86	76.9
1990	Miami	16-16	531	306	3563	57.6	21	11	69t	15/90	82.6
1991	Miami	16-16	549	318	3970	57.9	25	13	54	27/182	85.8
1992	Miami	16-16	554	330	4116	59.6	24	16	62t	28/173	85.1
1993	Miami	5-5	150	91	1218	60.7	8	3	80t	7/42	95.9
1994	Miami	16-16	615	385	4453	62.6	30	17	64t	17/113	89.2
1995	Miami	14-14	482	309	3668	64.1	24	15	67t	22/153	90.8
1996	Miami	13-13	373	221	2795	59.2	17	9	74t	18/131	87.8
1997	Miami	16-16	548	319	3780	58.2	16	11	55	20/142	80.7
1998	Miami	16-16	537	310	3497	57.7	23	15	61t	23/178	80.0
1999	Miami	11-11	369	204	2448	55.3	12	17	62	9/66	67.4
17-YEAR TOTALS		242-240	8358	4967	61361	59.4	420	252	85t	269/1940	86.4

DAN MARINO'S NFL PLAYOFF STATISTICS

YEAR	TEAM	G-S	ATT.	COMP.	YDS.	PCT.	TD	INT.	LG	TKLD.	RATE
1983	Miami	1-1	25	15	193	60.0	2	2	32t	0/0	77.6
1984	Miami	3-3	116	71	1001	61.2	8	5	41t	4/29	94.1
1985	Miami	2-2	93	45	486	48.4	3	3	39	1/14	61.5
1990	Miami	2-2	79	42	544	53.2	5	2	64t	2/8	85.6
1992	Miami	2-2	74	39	435	52.7	4	2	30t	4/25	77.3
1994	Miami	2-2	67	46	519	68.7	5	0	31	2/13	116.4
1995	Miami	1-1	64	33	422	51.6	2	3	45t	0/0	63.4
1997	Miami	1-1	43	17	141	39.5	0	2	42	4/21	29.3
1998	Miami	2-2	71	49	478	69.0	1	3	56	2/12	74.7
1999	Miami	2-2	55	28	291	50.9	2	2	27	3/19	63.5
PLAYOFF TOTALS		18-18	687	385	4510	56.0	32	24	64t	22/141	77.1

ADDITIONAL STATS

Rushing: 28 for 45 yards, 1.6 avg., long 15, 2 TDs in 1983; 28 for -7 yards, -.3 avg., long 10 in 1984; 26 for -24 yards, -.9 avg., long 2 in 1985; 12 for -3 yards, -.3 avg., long 13 in 1986; 12 for -5 yards, -.4 avg., long 5t, 1 TD in 1987; 20 for -17 yards, -.9 avg., long 6 in 1988; 14 for -7 yards, -.5 avg., long 2, 2 TDs in 1989; 16 for 29 yards, 1.8 avg., long 15 in 1990; 27 for 32 yards, 1.2 avg., long 11, 1 TD in 1991; 20 for 66 yards, 3.3 avg., long 12 in 1992; 9 for -4 yards, -.4 avg., long 4t, 1 TD in 1993; 23 for -6 yards, -.3 avg., long 10, 1 TD in 1994; 11 for 14 yards, 1.3 avg., long 12 in 1995; 11 for -3, -.03 avg., long 7 in 1996; 18 for -14 yards, -.8 avg., long 1 in 1997; 21 for -3 yards, -.01 avg., long 10, 1 TD in 1998; 6 for -6 yards, -1.0 avg., long 0 in 1999 for total of 302 for 87 yards, 0.3 avg., long 15, 9 TDs (P-15 for 0 yard, 0.0 avg., long 5, 1 TD)

Receiving: 1 for -6 yards in 1995

Miscellaneous Tackles: 2 in 1984, 1 in 1988, 2 in 1989, 1 in 1990, 1 in 1992 for total of 7

Fumble Recoveries: 1 in 1988

MARINO'S NFL RECORDS

Most Attempts, Career	8,358
Most Completions, Career	4,967
Most Yards Passing, Career	61,361
Most Touchdown Passes, Career	420
Highest Pass Rating, Rookie Season:	96.0 in 1983
Highest Completion Percentage, Rookie Season:.....	58.45 in 1983 (296-173)
Most Yards Gained, Season:.....	5,084 in 1984
Most Games, 400 or more Yards Passing, Career:.....	13

Most Games, 400 or more Yards Passing, Season:	4 in 1984
Most Games, 300 or more Yards Passing, Career:	60
Most Seasons, 3,000 or more Yards Passing:	13 (1984-92, 1994-95, 1997-98)
Most Touchdown Passes, Season:	48 in 1984
Most Games, Four or more Touchdown Passes, Career:	21
Most Games, Four or more Touchdown Passes, Season:	6 in 1984
Most Consecutive Games, Four or more Touchdown Passes:	4 in 1984
Lowest Percentage, Passes Had Intercepted, Rookie Season:	2.03 in 1983 (296-6)
Most Seasons Leading League, Attempts	5 (1984, 1986, 1988, 1992, 1997)
Most Seasons Leading League, Completions	6 (1984-86, 1988, 1992, 1997)
Most Seasons, 40 or more Touchdown Passes:	2 (1984, 1986)
Most Seasons, 20 or more Touchdown Passes:	13 (1983-92, 1994-95, 1998)
100 TD Passes in Fewest Amount of Games to Start Career:	44 (9/7/86 at S.D.)
200 TD passes in Fewest Amount of Games to Start Career:	89 (9/17/89 at N.E.)
300 TD passes in Fewest Amount of Games to Start Career:	157 (9/4/94 vs. N.E.)

(Records Tied For)

Most Seasons Leading League, Yards Gained:	5 (1984-86, 1988, 1992)
with Sonny Jurgensen (Philadelphia, 1961-62; Washington, 1966-67, 1969)	
Most Consecutive Seasons Leading League, Completions:	3 (1984-86)
with George Blanda (Houston, 1963-65)	
Most Consecutive Games, 400 or more Yards Passing:	2 (1984)
with Dan Fouts (San Diego, 1982) and Phil Simms (N.Y. Giants, 1985)	
Most Consecutive Seasons, 20 or more Touchdown Passes:	10 (1983-92)
with Brett Favre (Green Bay, 1994-2003)	

RETIRED JERSEY #39



Larry Csonka's jersey No. 39 became the third number in club history to be retired, during halftime ceremonies of the Dolphins' game against the Chicago Bears at Pro Player Stadium on December 9, 2002.

No player other than Csonka ever wore No. 39 in regular season play. Csonka wore that number in his eight years with the Dolphins, from 1968 through 1974 and again in 1979.

Csonka also was honored when he was elected to the Pro Football Hall of Fame in 1987.

For a full bio of Csonka, please see the Hall of Fame section of the media guide.

ALL-TIME ROSTER

(1966-02 - Players must participate in at least one regular-season game to qualify)

HEAD COACHES

Johnson, Jimmy	Arkansas	1996-99
Shula, Don	John Carroll	1970-95
Wannstedt, Dave	Pittsburgh	2000-03
Wilson, George	Northwestern	1966-69

ASSISTANT COACHES

Armstrong, Keith	Temple	Special Teams	2001-03
Arnsperger, Bill	Miami (Ohio)	Defense, Linebackers	1970-72
		Ass't Head Coach/Defense	1973, 1976-83
Bates, Jim	Tennessee	Defensive Coordinator	2000-03
Beightol, Larry	Catawba	Ass't Head Coach/Offensive Line	1996-97
		Offensive Line	1998
Bingaman, Les	Illinois	Defensive Line	1966-69
Blevins, Doug	E. Tennessee State	Kicking	1997-02
Boudreau, Paul	Boston College	Offensive Line	1999-00
Brooks, Clarence	Massachusetts	Defensive Line	2000-03
Brown, Kippy	Memphis	Running Backs	1996-97
		Offensive Coordinator	1998-99
Clark, Monte	Southern California	Offensive Line	1970-73
		Offense	1974
		Offense/Offensive Line, Run Offense	1975
		Offensive Line	1995
Collier, Joel	Northern Colorado	Staff Assistant	1994
		Defensive Staff Assistant	1995-97
		Running Backs	1998-03
Costello, Vince	Ohio University	Defense	1974
Crosby, Steve	Fort Hays State	Special Teams	1979-82
Doll, Don	Southern California	Linebackers, Pass Defense	1975-76
English, Wally	Louisville	Quarterbacks, Receivers	1981-82
Ford, Robert	Houston	Wide Receivers	1998-03
Gayley, Chan	Florida	Offensive Coordinator	2000-01
Gamble, John	Hampton Institute	Strength	1994-95
		Strength and Conditioning	1996-03
Garrett, Judd	Princeton	Offensive Assistant	2000
		Offensive Quality Control	2001-02
		Offensive Quality Control/QBs	2003
Godette, Cary	East Carolina	Defensive Line	1996-99
Greene, Joe	North Texas State	Defensive Line	1992-95
Hefferle, Ernie	Duquesne	Offensive Line	1966-69
Henning, Dan	William & Mary	Quarterbacks, Receivers	1979-80
Hill, George	Denison	Linebackers	1989-95
		Defensive Coord./Linebackers	1996-99
Idzik, John	Maryland	Offensive Backs	1966-69
Jones, Pat	Arkansas	Tight Ends	1996-03
Keane, Tom	West Virginia	Defensive Backs	1966-75
		Defensive Backs, Punting	1976-84
		Special Teams	1985
		Offensive Staff Assistant	1997
Koenning, Les	Texas	Defensive Nickel Package	1996-03
Lewis, Bill	East Stroudsburg	Special Teams	1983
Matheson, Bob	Duke	Special Teams, Linebackers	1984
		Linebackers	1985-86
McGeorge, Rich	Elon	Ass't Offensive Line, Tight Ends	1993-95
		Assistant Offensive Line	1996-99
McPeak, Bill	Pittsburgh	Offense	1973-74
Nathan, Tony	Alabama	Coaches' Assistant	1989-92
		Offensive Backs	1993-95
Nunn, Robert	Oklahoma State	Ass't Defensive Line/Def. Ass't	2000
		Ass't Def. Line/Def. Qual. Control	2001-02
Olivadotti, Tom	Upsala	Defense	1987-95

Parmalee, Bernie	Ball State	Assistant Special Teams	2002
Pelligrini, Bob	Maryland	Ass't Special Teams/Off. Ass't	2003
Phillips, Mel	North Carolina A&T	Linebackers	1966-67
		Defensive Backs	1985-95
		Secondary	1996-03
Pires, Glenn	Springfield College	Assistant Defensive Line	2003
Roll, Brad	Stephen F. Austin	Ass't Strength and Conditioning	1996-03
Sanders, Bob	Davidson	Linebackers	2001-03
Sandusky, John	Villanova	Offensive Line, Running Game	1976-81
		Offensive Line	1982-88
		Ass't Head Coach/Offensive Line	1989-94
		Defensive Line	1970-74
		Defensive Line, Run Defense	1975-85
Scarry, Mike	Waynesburg	Receivers	1974
Schnelker, Bob	Bowling Green	Offense, Receivers	1970-72
Schnellenberger, Howard	Kentucky	Offense, Receivers, Passing Game	1975-78
		Wide Receivers	1988-97
Seiple, Larry	Kentucky	Quarterbacks	1998-99
		Defensive Line	1986-91
Sekanovich, Dan	Tennessee	Defensive Staff Assistant	1998-99
Shannon, Randy	Miami (Fla.)	Linebackers	2000
Shula, David	Dartmouth	Receivers	1982-84
		Receivers, Quarterbacks	1985
		Ass't Head Coach/Rec., QBs	1986-87
		Ass't Head Coach/QBs, Pass Game	1988
Shula, Mike	Alabama	Coaches' Assistant	1991-92
		Quarterbacks	2000-02
Stephenson, Dwight	Alabama	Assistant Offensive Line	1992
Stevens, Gary	John Carroll	Quarterbacks, Pass Offense	1989-91
		Offense, Quarterbacks	1992-95
		Offensive Coordinator	1996-97
Studley, Chuck	Illinois	Defense	1984-86
		Linebackers	1987-88
Taseff, Carl	John Carroll	Offensive Backs	1970-74
		Offensive Backs, Kickers	1975
		Offensive Backs, Special Teams	1976-82
		Offensive Backs	1983-92
		Staff Assistant	1993
Turner, Norv	Oregon	Asst. Head Coach/Off. Coord.	2002-03
Wade, Junior	South Carolina State	Strength and Flexibility	1983-84
		Strength and Conditioning	1985-93
		Conditioning	1994-95
Walston, Bobby	Georgia	Receivers, Kicking	1966-67
Wannstedt, Dave	Pittsburgh	Assistant Head Coach	1999
Westhoff, Mike	Wichita State	Special Teams, Tight Ends	1986-88
		Special Teams, Ass't Off. Line	1989
		Special Teams	1990-00
Wise, Tony	Ithaca	Offensive Line	2001-03

PLAYERS

- A -

Abdul-Jabbar, Karim	RB	UCLA	1996-99
Adams, Stefan	S	East Carolina	1990
Ahrens, Dave	LB	Wisconsin	1989
Albright, Ethan	T	North Carolina	1995
Alexander, Bruce	CB	Stephen F. Austin	1992-93
Alexander, John	DE	Rutgers	1977-78
Allen, Jeff	CB	California-Davis	1980
Anderson, Dick	S	Colorado	1968-77
Anderson, Dunstan	DE	Tulsa	1997
Anderson, Terry	WR	Bethune-Cookman	1977-78
Andrew, Troy	C/G	Duke	2001-02
Andrews, John	DE	Morgan State	1975-76
Armstrong, Antonio	LB	Texas A&M	1995
Armstrong, Trace	DE	Florida	1995-00
Arnold, Jim	P	Vanderbilt	1994
Atkins, Gene	S	Florida A&M	1994-96
Auer, Joe	RB	Georgia Tech	1966-67

Avery, John	RB	Mississippi	1998-99
Ayanbadejo, Brendon	LB	UCLA	2003
Ayanbadejo, Obafemi	FB	San Diego State	2003

- B -

Babb, Charlie	S	Memphis State	1972-79
Bachman, Ted	CB	New Mexico State	1976
Bailey, Clarence	FB	Hampton Institute	1987
Bailey, Elmer	WR	Minnesota	1980-81
Bailey, Robert	CB	Miami (Fla.)	1996
Baker, Mel	WR	Texas Southern	1974
Baker, Robert	WR	Auburn	1999, 2002
Ball, Larry	LB	Louisville	1972-74, 1977-78
Banks, Fred	WR	Liberty	1987-93
Bannon, Bruce	LB	Penn State	1973-74
Barber, Kantroy	FB	West Virginia	1999
Barber, Rudy	LB	Bethune-Cookman	1968
Barisich, Carl	DT	Princeton	1977-80
Barnes, Rodrigo	LB	Rice	1975
Barnett, Bill	DT	Nebraska	1980-85
Barnett, Fred	WR	Arkansas State	1996-97
Bartholomew, Brent	P	Ohio State	1999
Baty, Greg	TE	Stanford	1990-94
Baumann, Charlie	K	West Virginia	1991
Baumhower, Bob	DT	Alabama	1977-86
Bealles, Bill	T	Northern Iowa	1987
Beaudoin, Doug	S	Minnesota	1980
Beavers, Aubrey	LB	Oklahoma	1994-95
Beecher, Willie	K	Utah State	1987-88
Beier, Tom	S	Miami (Fla.)	1967, 1969
Benjamin, Guy	QB	Stanford	1978-79
Bennett, Charles	DE	Southwestern Louisiana	1987
Bennett, Woody	FB	Miami (Fla.)	1980-88
Benson, Charles	DE	Baylor	1983-84
Berger, Ron	DE	Wayne State	1973
Bessilleu, Don	S	Georgia Tech	1979-81
Betters, Doug	DE	Nevada-Reno	1978-87
Bishop, Richard	DE	Louisville	1982
Blackwood, Glenn	S	Texas	1979-87
Blackwood, Lyle	S	Texas Christian	1981-86
Bock, John	G	Indiana State	1996-00
Bokamper, Kim	LB/DE	San Jose State	1977-85
Bolcar, Ned	LB	Notre Dame	1991-92
Bosa, John	DE	Boston College	1987-89
Bosarge, Wade	S	Tulsa	1977
Boutwell, Tom	QB	Southern Mississippi	1969
Bowens, David	DE	Western Illinois	2001-03
Bowens, Tim	DT	Mississippi	1994-03
Bowser, Charles	LB	Duke	1982-85
Boyer, Brant	LB	Arizona	1994
Boynton, John	T	Tennessee	1969
Braggs, Stephen	CB/S	Texas	1992-93
Bramlett, John	LB	Memphis State	1967-68
Branch, Mel	DE	Louisiana State	1966-68
Braxton, Jim	FB	West Virginia	1978
Braxton, Tyrone	S	North Dakota State	1994
Brigance, O.J.	LB	Rice	1996-99
Briscoe, Marlin	WR	Omaha	1972-74
Bromell, Lorenzo	DE	Clemson	1998-01
Brophy, Jay	LB	Miami (Fla.)	1984-86
Brown, Andre	WR	Miami (Fla.)	1989-90
Brown, Bud	S	Southern Mississippi	1984-88
Brown, Dean	S	Fort Valley State	1970
Brown, Donald	CB	Maryland	1986
Brown, J.B.	CB	Maryland	1989-96
Brown, James	T	Virginia State	1996-99
Brown, Mark	LB	Purdue	1983-88
Brown, Tom	FB	Pittsburgh	1987-89
Brownlee, Claude	DE	Benedict College	1967
Brudzinski, Bob	LB	Ohio State	1981-89

Bruggers, Bob	LB	Minnesota	1966-68
Buckey, Jeff	G/T	Stanford	1996-98
Buckley, Terrell	CB	Florida State	1995-99, 2003
Bulaich, Norm	FB	Texas Christian	1975-79
Bullough, Chuck	LB	Michigan State	1993-94
Buoniconti, Nick	LB	Notre Dame	1969-76
Burgess, Fernanza	WR	Morris Brown	1984
Burgess, Marvell	S	Henderson State	1987
Burnett, Rob	DE	Syracuse	2002-03
Burton, Shane	DE	Tennessee	1996-98
Byars, Keith	FB	Ohio State	1993-96

- C -

Canale, Whit	DE	Tennessee	1966
Carlton, Darryl	T	Tampa	1975-76
Carolan, Brett	TE	Washington State	1996
Carpenter, Preston	TE	Arkansas	1966
Carter, Cris	WR	Ohio State	2002
Carter, Joe	RB	Alabama	1984-86
Casares, Rick	RB	Florida	1966
Caterbone, Mike	WR	Franklin and Marshall	1987
Cefalo, Jimmy	WR	Penn State	1978-84
Cesare, Billy	S	Miami (Fla.)	1980
Chalenski, Mike	DE	UCLA	1997
Chambers, Chris	WR	Wisconsin	2001-03
Chambers, Rusty	LB	Tulane	1976-80
Charles, Mike	DT	Syracuse	1983-86
Chavez, Laz	LB	Iona	1987
Chavis, Eddie	WR	Montclair State	1987
Cheek, Louis	T	Texas A&M	1988-89
Chesley, John	TE	Oklahoma State	1984
Chesser, George	RB	Delta State	1966-67
Chester, Larry	DT	Temple	2002-03
Clancy, Jack	WR	Michigan	1967-69
Clancy, Sean	LB	Amherst	1978
Clark, Desmond	TE	Wake Forest	2002
Clark, Gary	WR	James Madison	1995
Clark, Greg	LB	Arizona State	1989
Clark, Robert	WR	North Carolina Central	1992
Clark, Steve	G	Utah	1982-85
Clayton, Mark	WR	Louisville	1983-92
Cleveland, Greg	T	Florida	1987
Cline, Jackie	DT	Alabama	1987-89
Cole, Terry	RB	Indiana	1971
Coleman, Marco	DE	Georgia Tech	1992-95
Collins, Cecil	RB	McNeese State	1999
Collins, Roosevelt	LB	Texas Christian	1992
Collins, Tony	RB	East Carolina	1990
Colzie, Neal	S	Ohio State	1979
Conlin, Chris	G/C	Penn State	1987
Cooke, Ed	DE	Maryland	1966-67
Cooper, Louis	LB	Western Carolina	1991
Copeland, Horace	WR	Miami (Fla.)	1998
Cornelius, Charles	CB	Bethune-Cookman	1977-78
Cornish, Frank	DT	Grambling	1970-71
Cousin, Terry	CB	South Carolina	2001
Cowan, Larry	RB	Jackson State	1982
Cox, Arthur	TE	Texas Southern	1991
Cox, Bryan	LB	Western Illinois	1991-95
Cox, Jim	TE	Miami (Fla.)	1968
Craver, Aaron	RB	Fresno State	1991-94
Crawford, Mike	LB	Nevada	1997-98
Cribbs, Joe	RB	Auburn	1988
Cronin, Bill	TE	Boston College	1966
Cross, Jeff	DE	Missouri	1988-95
Crowder, Randy	DT	Penn State	1974-76
Crusan, Doug	T	Indiana	1968-74
Csonka, Larry	FB	Syracuse	1968-74, 1979
Current, Mike	T	Ohio State	1967, 1977-79

- D -

Dar Dar, Kirby	WR	Syracuse	1995-98
Darnall, Bill	WR	North Carolina	1968-69
Davenport, Ron	FB	Louisville	1985-89
Davis, Gary	RB	Cal Poly-SLO	1976-79
Davis, Ted	LB	Georgia Tech	1970
DeBerg, Steve	QB	San Jose State	1993
DeMarco, Bob	C	Dayton	1970-71
Del Gaizo, Jim	QB	Tampa	1972, 1975
Dellenbach, Jeff	T/C	Wisconsin	1985-94
Den Herder, Vern	DE	Central College (Iowa)	1971-82
Dennard, Mark	C	Texas A&M	1979-83
Dennery, Mike	LB	Southern Mississippi	1976
Dennis, Mark	T	Illinois	1987-93
Denson, Autry	RB	Notre Dame	1999-00
Diana, Rich	RB	Yale	1982
Dixon, Cal	C	Florida	1996
Dixon, Mark	G/T	Virginia	1998-03
Donnalley, Kevin	G	North Carolina	1998-00
Dornbrook, Thom	G	Kentucky	1980
Dotson, Al	DT	Grambling	1966
Dotson, Dewayne	LB/FB	Mississippi	1994-95, 1997
Douglas, Leland	WR	Baylor	1987
Doxzon, Todd	WR/QB	Iowa State	1998
Drayton, Troy	TE	Penn State	1996-99
Drougas, Tom	T	Oregon	1975-76
Duhe, A.J.	LB/DE	Louisiana State	1977-84
Dunaway, Jim	DT	Mississippi	1972
Duper, Mark	WR	Northwestern State (La.)	1982-92
Dvorak, Rick	DE	Wichita State	1977
Dyer, Deon	FB	North Carolina	2000-02

- E -

Edmunds, Ferrell	TE	Maryland	1988-92
Edmunds, Randall	LB	Georgia Tech	1968-69
Edwards, Robert	RB	Georgia	2002
Elia, Bruce	LB	Ohio State	1975
Ellis, Craig	RB	San Diego State	1986
Ellis, Ken	CB	Southern	1976
Emanuel, Bert	WR	Rice	2000
Emanuel, Frank	LB	Tennessee	1966-69
Emtman, Steve	DT	Washington	1995-96
Erickson, Craig	QB	Miami (Fla.)	1996-98
Erlandson, Tom	LB	Washington State	1966-67
Evans, Norm	T	Texas Christian	1966-75

- F -

Faaola, Nu'u	FB	Hawaii	1989
Faison, Earl	DE	Indiana	1966
Farley, Dale	LB	West Virginia	1971
Farmer, George	WR	Southern	1987
Faulkner, Jeff	DE	Southern	1990
Feldman, Todd	WR	Kent State	1987
Fernandez, Manny	DE	Utah	1968-75
Fiedler, Jay	QB	Dartmouth	2000-03
Fleming, Marv	TE	Utah	1970-74
Fletcher, Jamar	CB	Wisconsin	2001-03
Folau, Spencer	T	Idaho	2001
Foley, Tim	CB/S	Purdue	1970-80
Foster, Jerome	DT	Ohio State	1986
Foster, Roy	G	Southern California	1982-90
Fowler, Charlie	G	Houston	1967-68
Fowlkes, Dennis	LB	West Virginia	1987
Fox, Dion	LB	James Madison	1994-95
Franklin, Andra	FB	Nebraska	1981-84
Franklin, Tony	K	Texas A&M	1988

Freeman, Arturo	S	South Carolina	2000-03
Fryar, Irving	WR	Nebraska	1993-95
Frye, David	LB	Purdue	1986-89
Fultz, Mike	DT	Nebraska	1981
Funchess, Tom	T	Jackson State	1974
Furjanic, Tony	LB	Notre Dame	1988

- G -

Gadsden, Oronde	WR	Winston-Salem State	1998-03
Gaines, Chris	LB	Vanderbilt	1988
Gaines, William	DT	Florida	1994
Galbreath, Harry	G	Tennessee	1988-92
Galyon, Scott	LB	Tennessee	2000-02
Gamble, Trent	S	Wyoming	2000-03
Gardener, Daryl	DT	Baylor	1996-01
Gardner, Donnie	DE	Kentucky	1991
Gary, Cleveland	RB	Miami (Fla.)	1994
Giaquinto, Nick	RB	Connecticut	1980-81
Gibson, Ernest	CB	Furman	1989
Giesler, Jon	T	Michigan	1979-88
Gilchrist, Cookie	RB	None	1966
Gilmore, Jim	G	Ohio State	1987
Ginn, Hubert	RB	Florida A&M	1970-75
Glenn, Kerry	CB	Minnesota	1990-92
Goar, Guy	C	Colorado State	1987
Gogan, Kevin	G	Washington	1999
Golic, Mike	DT	Notre Dame	1993
Goode, Irv	C/G	Kentucky	1973-74
Goode, Kerry	RB	Alabama	1989
Goode, Tom	C	Mississippi State	1966-69
Goodwin, Hunter	TE	Texas A&M	1999-01
Gordon, Larry	LB	Arizona State	1976-82
Gore, Stacy	P	Arkansas State	1987
Grady, Garry	S	Eastern Michigan	1969
Graf, Rick	LB	Wisconsin	1987-90
Grant, African	S	Illinois	1990
Grant, Ernest	DT	Arkansas Pine-Bluff	2000-01
Grau, Jeff	LS	UCLA	2003
Gray, Chris	G	Auburn	1993-96
Green, Chris	CB/S	Illinois	1991-94
Green, Cleveland	T	Southern	1979-86
Green, Eric	TE	Liberty	1995
Green, Hugh	LB	Pittsburgh	1985-91
Green, Ray	S	South Carolina	2001-02
Green, Yatil	WR	Miami (Fla.)	1997-99
Greene, Andrew	G	Indiana	1995
Greenwood, Morlon	LB	Syracuse	2001-03
Gregory, Damian	DT	Illinois State	2000-01
Griese, Bob	QB	Purdue	1967-80
Griese, Brian	QB	Michigan	2003
Griggs, David	LB/DE	Virginia	1989-93
Grimsley, John	LB	Kentucky	1991-93
Groth, Jeff	WR	Bowling Green	1979
Gruber, Bob	T	Pittsburgh	1987

- H -

Haley, Jermaine	DT	Butte College	2000-02
Hamilton, Michael	LB	North Carolina A&T	2000
Hammond, Kim	QB	Florida State	1968
Hampton, Lorenzo	RB	Florida	1985-89
Hand, Norman	DT	Mississippi	1995-96
Harden, Bobby	S	Miami (Fla.)	1990-93
Hardy, Bruce	TE	Arizona State	1978-89
Harper, Jack	RB	Florida	1967-68
Harris, Anthony	LB	Auburn	1996-99
Harris, Corey	S	Vanderbilt	1997
Harris, Duriel	WR	New Mexico State	1976-83, 1985
Harris, Leroy	FB	Arkansas State	1977-78

Harrison, Lloyd	CB	North Carolina State	2002
Hatcher, Dale	P	Clemson	1993
Hawthorne, Ed	NT	Minnesota	1995
Hayes, Jeff	P	North Carolina	1987
Haynes, Abner	RB	North Texas State	1967
Heath, Clayton	RB	Wake Forest	1976
Heffner-Liddiard, Brody	TE	Colorado	2000
Heflin, Vince	WR	Central State (Ohio)	1982-85
Heinz, Bob	DT	Pacific	1969-77
Heller, Ron	T	Penn State	1993-95
Hendel, Andy	LB	North Carolina State	1986
Hendricks, Tommy	LB	Michigan	2000-03
Henry, Charles	TE	Miami (Fla.)	1991
Hester, Ron	LB	Florida State	1982-84
Higgins, Jim	G	Xavier	1966
Higgs, Mark	RB	Kentucky	1990-94
Hill, Barry	S	Iowa State	1975-76
Hill, Eddie	RB	Memphis State	1981-84
Hill, Ike	WR	Catawba	1976
Hill, Nate	DE	Auburn	1988
Hill, Randal	WR	Miami (Fla.)	1991, 1995-96
Hill, Ray	CB	Michigan State	1998-00
Hill, Sean	CB/S	Montana State	1994-96
Hines, Jimmy	WR	Texas Southern	1969
Hobley, Liffort	S	Louisiana State	1987-93
Hollier, Dwight	LB	North Carolina	1992-99
Holmes, John	DE	Florida A&M	1966
Holmes, Mike	WR	Texas Southern	1976
Hooper, Trell	CB	Memphis State	1987
Hoover, Houston	G	Jackson State	1994
Hopkins, Jerry	LB	Texas A&M	1967-68
Howell, Mike	S	Grambling	1972
Howell, Steve	FB	Baylor	1979-81
Huard, Damon	QB	Washington	1997-00
Huddleston, Jim	G	Virginia	1987
Hudock, Mike	C	Miami (Fla.)	1966
Humphrey, Bobby	RB	Alabama	1992
Hunter, Billy	RB	Syracuse	1966
Hunter, Jeff	DE	Albany (Ga.) State	1992-93
Hutton, Tom	P	Tennessee	1999

- I -

Iaquaniello, Mike	S	Michigan State	1991
Ingram, Mark	WR	Michigan State	1993-94
Irvin, Mark	S	Bethune-Cookman	1987
Irwin, Heath	G	Colorado	2000-01
Irwin, Tim	T	Tennessee	1994
Ismail, Qadry	WR	Syracuse	1997
Isom, Rickey	FB	North Carolina State	1987
Izzo, Larry	LB	Rice	1996-00

- J -

Jackson, Calvin	CB/S	Auburn	1994-99
Jackson, Frank	WR	Southern Methodist	1966-67
Jackson, Keith	TE	Oklahoma	1992-94
Jackson, Tyoka	DE	Penn State	1994
Jackson, Vestee	CB	Washington	1991-93
Jacobs, Ray	DT	Howard Payne	1967-68
Jacobs, Tim	CB	Delaware	1996-97
Jacobson, Steve	DE	Abilene-Christian	1987
Jacquet, Nate	WR	San Diego State	1998-99
Jaquess, Pete	S	Eastern New Mexico	1966-67
Jarostchuk, Ilia	LB	New Hampshire	1988
Jaworski, Ron	QB	Youngstown State	1987-88
Jeffries, Greg	S	Virginia	1999-00
Jenkins, Al	T	Tulsa	1992
Jenkins, Corey	LB	South Carolina	2003
Jenkins, Ed	RB	Holy Cross	1972

Jensen, Jim	QB/WR/RB	Boston University	1981-92
Jerman, Greg	G/T	Baylor	2002-03
Joe, Billy	RB	Villanova	1966
Johnson, Albert	WR	Southern Methodist	2001-02
Johnson, Curtis	CB	Toledo	1970-78
Johnson, Dan	TE	Iowa State	1983-87
Johnson, Demetrious	S	Missouri	1987
Johnson, Greg	G	Oklahoma	1988
Johnson, J.J.	RB	Mississippi State	1999-01
Johnson, Pat	S	Purdue	1995
Johnson, Pete	FB	Ohio State	1984
Jones, Aaron	DE	Eastern Kentucky	1996
Jones, Ray	CB	Southern	1971
Jones, Robert	LB	East Carolina	1998-00
Jordan, Charles	WR	Long Beach City College	1996-98
Joswick, Bob	DE	Tulsa	1968-69
Judie, Ed	LB	Northern Arizona	1984
Judson, William	CB	South Carolina State	1982-89
Junior, E.J.	LB	Alabama	1989-91

- K -

Keating, Bill	DT	Michigan	1967
Kehoe, Scott	T	Illinois	1987
Kelly, Ben	CB	Colorado	2000-01
Keyes, Jimmy	LB/K	Mississippi	1968-69
Kidd, John	P	Northwestern	1994-97
Kiick, Jim	RB	Wyoming	1968-74
Kinchen, Brian	TE	Louisiana State	1988-90
Kindig, Howard	G/C	Cal State-Los Angeles	1972-73
Kirby, Terry	RB	Virginia	1993-95
Kitts, Jim	FB	Ferrum College	1997-98
Klingbeil, Chuck	NT	Northern Michigan	1991-95
Knight, Sammy	S	USC	2003
Koch, Greg	T	Arkansas	1986-87
Kocourek, Dave	TE	Wisconsin	1966
Kolen, Mike	LB	Auburn	1970-77
Kolic, Larry	LB	Ohio State	1986-88
Konecny, Mark	RB	Alma	1987
Konrad, Rob	FB	Syracuse	1999-03
Kopp, Jeff	LB	Southern California	1995
Kosar, Bernie	QB	Miami (Fla.)	1994-96
Kozlowski, Mike	S	Colorado	1979-86
Krauss, Barry	LB	Alabama	1989
Kremser, Karl	K	Tennessee	1969-70
Kuechenberg, Bob	G	Notre Dame	1970-84
Kumerow, Eric	DE	Ohio State	1988-90

- L -

Laakso, Eric	T	Tulane	1978-84
Lamb, Mack	CB	Tennessee State	1967-68
Lambrecht, Mike	DT	St. Cloud State	1987-89
Land, Mel	LB	Michigan State	1979
Landry, Ron	FB	McNeese State	1984
Langer, Jim	C	South Dakota State	1970-79
Lankford, Paul	CB	Penn State	1982-91
Lawless, Burton	G	Florida	1981
Lee, Donald	TE	Mississippi State	2003
Lee, Larry	G/C	UCLA	1985-86
Lee, Ronnie	T/TE	Baylor	1979-82, 1984-89
Lee, Shawn	NT	North Alabama	1990-91
Leigh, Charles	RB	None	1971-74
Lethridge, Zebbie	CB	Texas Tech	2001
Lewis, David	TE	California	1987
Limbrick, Garrett	FB	Oklahoma State	1990
Little, George	DE	Iowa	1985-87
Little, Larry	G	Bethune Cookman	1969-80
Logan, Marc	FB	Kentucky	1989-91
Lothridge, Billy	P	Georgia Tech	1972

Lowe, Omare	CB	Washington	2002
Lubischer, Steve	LB	Boston College	1987
Lucas, Ray	QB	Rutgers	2001-02
Lusk, Hendrick	TE	Utah	1998
Lusteg, Booth	K	Connecticut	1967

- M -

Mackey, Kyle	QB	East Texas State	1987
Madison, Sam	CB	Louisville	1997-03
Malone, Benny	RB	Arizona State	1974-78
Malone, Darrell	CB	Jacksonville State	1992-94
Mandich, Jim	TE	Michigan	1970-77
Manning, Brian	WR	Stanford	1997
Mare, Olindo	K	Syracuse	1997-03
Marino, Dan	QB	Pittsburgh	1983-99
Marion, Brock	S	Nevada	1998-03
Mark, Greg	LB	Miami (Fla.)	1990
Marrone, Doug	G/C	Syracuse	1987
Marshall, David	LB	Eastern Michigan	1987
Martin, Tony	WR	Mesa (Colo.)	1989-93, 1999-00
Mass, Wayne	T	Clemson	1971
Matheson, Bob	LB	Duke	1971-79
Matthews, Bo	FB	Colorado	1981
Matthews, Wes	WR	Northeastern State (Okla.)	1966
Mauck, Carl	C	Southern Illinois	1970
McBride, Norm	DE	Utah	1969-70
McCreary, Loaird	TE	Tennessee State	1976-78
McCullers, Dale	LB	Florida State	1969
McDaniel, Wahoo	LB	Oklahoma	1966-68
McDermott, Sean	LS	Kansas	2003
McDuffie, O.J.	WR	Penn State	1993-01
McFarland, Jim	TE	Nebraska	1975
McGarrahan, Scott	S	New Mexico	2001-02
McGeever, John	S	Auburn	1966
McGruder, Michael	CB	Kent State	1990-91
McGwire, Dan	QB	San Diego State	1995
McHale, Tom	G	Cornell	1995
McIver, Everett	G	Elizabeth City College	1996-97
McKenzie, Kevin	WR	Washington State	1999
McKinney, Seth	C/G	Texas A&M	2002-03
McKinnon, Dennis	WR	Florida State	1990
McKnight, James	WR	Liberty	2001-03
McKyer, Tim	CB	Texas Arlington	1990
McMichael, Randy	TE	Georgia	2002-03
McNeal, Don	CB	Alabama	1980-89
McPhail, Jerris	RB	East Carolina	1996-97
Merritt, Dave	LB	North Carolina State	1993
Mertens, Jim	TE	Fairmont State	1969
Michel, Mike	P/K	Stanford	1977
Miller, Scott	WR	UCLA	1991-96
Milner, Billy	T	Houston	1995-96
Milton, Gene	WR	Florida A&M	1968-69
Mingo, Gene	K	None	1966-67
Minor, Travis	RB	Florida State	2001-03
Mira, George	QB	Miami (Fla.)	1971
Mitchell, Melvin	G	Tennessee State	1976-78
Mitchell, Scott	QB	Utah	1990-93
Mitchell, Stan	RB	Tennessee	1966-70
Mixon, Kenny	DE	Louisiana State	1998-01
Moore, Corey	LB	Virginia Tech	2001
Moore, Dave	TE	Pittsburgh	1992
Moore, Eric	T	Indiana	1995
Moore, Mack	DE	Texas A&M	1985-86
Moore, Maulty	DT	Bethune-Cookman	1972-74
Moore, Nat	WR	Florida	1974-86
Moore, Ron	RB	Pittsburg State (Kan.)	1998
Moore, Stevon	S	Mississippi	1990
Moore, Wayne	T	Lamar	1970-78
Moreau, Doug	TE	Louisiana State	1966-69

Morrall, Earl	QB	Michigan State	1972-76
Morris, Mercury	RB	West Texas State	1969-75
Morris, Victor	LB	Miami (Fla.)	1987
Moser, Rick	RB	Rhode Island	1980
Moyer, Alex	LB	Northwestern	1985-86
Mumphord, Lloyd	CB	Texas Southern	1969-74

- N -

Nails, Jamie	G	Florida A&M	2002-03
Nathan, Tony	RB	Alabama	1979-87
Nealy, Ray	RB	Arkansas-Pine Bluff	1997
Nedney, Joe	K	San Jose State	1996-97
Neff, Bob	S	Stephen F. Austin State	1966-68
Neighbors, Billy	G	Alabama	1966-69
Newman, Ed	G	Duke	1973-84
Newson, Kendall	WR	Middle Tennessee State	2003
Nicolas, Scott	LB	Miami (Fla.)	1987
Nomina, Tom	DT	Miami (Ohio)	1966-68
Noonan, Karl	WR	Iowa	1966-71
Norton, Rick	QB	Kentucky	1966-69
Nottingham, Don	FB	Kent State	1973-77
Novak, Jeff	T	Southwest Texas State	1994

- O -

Odom, Cliff	LB	Texas Arlington	1990-93
Offerdahl, John	LB	Western Michigan	1986-93
Ogden, Jeff	WR	Eastern Washington	2000-01
Oglesby, Alfred	DE/NT	Houston	1990-92
Ogunleye, Adewale	DE	Indiana	2000-03
Oliver, Louis	S	Florida	1989-93, 1995-96
Oliver, Muhammad	CB	Oregon	1994
Orosz, Tom	P	Ohio State	1981-82
Ortega, Ralph	LB	Florida	1979-80
Oubre, Louis	G	Oklahoma	1987
Ours, Greg	C	Muskingum	1987
Overstreet, David	RB	Oklahoma	1983
Owens, Morris	WR	Arizona State	1975-76
Owens, Rich	DE	Lehigh	1999-00

- P -

Paige, Tony	FB	Virginia Tech	1990-92
Palmer, Dick	LB	Kentucky	1970
Park, Ernie	G	McMurray	1966
Parmalee, Bernie	RB	Ball State	1992-98
Pearson, Willie	CB	North Carolina A&T	1969
Pederson, Doug	QB	Northeast Louisiana	1993
Perriman, Brett	WR	Miami (Fla.)	1997
Perry, Ed	TE	James Madison	1997-03
Perry, Todd	G	Kentucky	2001-03
Pesuit, Wally	T	Kentucky	1977-78
Petrella, Bob	S	Tennessee	1966-71
Phillips, Lawrence	RB	Nebraska	1997
Pidgeon, Tim	LB	Syracuse	1987
Planansky, Joe	TE	Chadron State	1995
Plummer, Bruce	CB	Mississippi State	1988
Pool, David	CB	Carson-Newman	1994
Poole, Ken	DT	Northeast Louisiana	1981-82
Potter, Steve	LB	Virginia	1981-82
Potts, Roosevelt	FB	Northeast Louisiana	1997
Powell, Alvin	G	Winston-Salem State	1989
Powell, Jesse	LB	West Texas State	1969-73
Preston, Roell	WR	Mississippi	1999
Price, Sam	RB	Illinois	1966-68
Pritchett, Stanley	FB	South Carolina	1996-99
Prokop, Joe	P	Cal Poly-Pomona	1992
Pruitt, James	WR	Cal State-Fullerton	1986-88, 1990-91
Pryor, Barry	RB	Boston University	1969-70

- R -

Raglin, Floyd	CB	Southern	1987
Randle, Tate	S	Texas Tech	1987
Rather, Bo	RB	Michigan	1973, 1978
Ray, Ricky	CB	Norfolk State	1981-82
Readon, Ike	DT	Hampton Institute	1987
Reaves, Willard	RB	Northern Arizona	1989
Reese, Don	DT	Jackson State	1974-76
Reichenbach, Mike	LB	East Stroudsburg	1990-91
Reilly, Dameon	WR	Rhode Island	1987
Reveiz, Fuad	K	Tennessee	1985-88
Rhone, Earnie	LB	Henderson State	1975-84
Rice, Ken	G	Auburn	1966-67
Richardson, Jeff	T	Michigan State	1969
Richardson, John	DT	UCLA	1967-71
Richardson, Kyle	P	Arkansas State	1997
Richardson, Willie	WR	Jackson State	1970
Riley, Jim	DE	Oklahoma	1967-71
Roberson, Bo	WR	Cornell	1966
Roberson, Vern	S	Grambling	1977
Roberts, Archie	QB	Columbia	1967
Roberts, George	P	Virginia Tech	1978-80
Roberts, Guy	LB	Maryland	1977
Robinson, Fred	LB	Miami (Fla.)	1986
Robiskie, Terry	FB	Louisiana State	1980-81
Roby, Reggie	P	Iowa	1983-92
Roderick, John	WR	Southern Methodist	1966-67
Rodgers, Derrick	LB	Arizona State	1997-02
Rogers, Charlie	RB/KR	Georgia Tech	2003
Romero, Dario	DT	Eastern Washington	2002-03
Rose, Donovan	S	Hampton Institute	1986-87
Rose, Joe	TE	California	1980-85
Rosenfels, Sage	QB	Iowa State	2002-03
Roth, Pete	FB	Northern Illinois	1987
Royals, Mark	P	Appalachian State	2002-03
Ruddy, Tim	C	Notre Dame	1994-03
Rudolph, Jack	LB	Georgia Tech	1966
Russell, Twan	LB	Miami (Fla.)	2000-02

- S -

Salter, Bryant	S	Pittsburgh	1976
Sampleton, Lawrence	TE	Texas	1987
Sander, Mark	LB	Louisville	1992
Saxon, James	RB	San Jose State	1992-94
Schamel, Duke	LB	South Dakota	1987
Schwedes, Scott	WR	Syracuse	1987-90
Scott, Jake	S	Georgia	1970-75
Scott, Ronald	RB	Southern	1987
Scott, Stanley	DE	Florida State	1987
Seau, Junior	LB	USC	2003
Secules, Scott	QB	Virginia	1989-92
Seiple, Larry	P/RB/TE	Kentucky	1967-77
Selfridge, Andy	LB	Virginia	1976
Sellers, Ron	WR	Florida State	1973
Sendlein, Robin	LB	Texas	1985
Shannon, Larry	WR	East Carolina	1998-99
Shaw, Terrance	CB	Stephen F. Austin	2000
Sheldon, Mike	T	Grand Valley State	1997-99
Shepherd, Leslie	WR	Temple	2000
Shipp, Jackie	LB	Oklahoma	1984-88
Shiver, Sanders	LB	Carson-Newman	1984
Shull, Steve	LB	William & Mary	1980-83
Siler, Rich	TE	Texas A&M	1987
Simmons, Sam	WR	Northwestern	2003
Simpson, Antoine	DT	Houston	1999
Simpson, Bob	DE	Colorado	1978

Sims, Keith	G	Iowa State	1990-97
Singleton, Chris	LB	Arizona	1993-96
Small, Gerald	CB	San Jose State	1978-83
Smith, Brent	G/T	Mississippi State	1997-02
Smith, Frankie	CB	Baylor	1993-95
Smith, Lamar	RB	Houston	2000-01
Smith, Mike	CB	Texas-El Paso	1985-87
Smith, Sammie	RB	Florida State	1989-91
Smith, Tom	RB	Miami (Fla.)	1973
Smith, Wade	T	Memphis	2003
Smith, Willie	TE	Miami (Fla.)	1987
Sochia, Brian	DT	Northwestern Oklahoma State	1986-91
Solomon, Freddie	WR	Tampa	1975-77
Solomon, Jesse	LB	Florida State	1994
Sowell, Robert	CB	Howard	1983-85, 1987
Speyrer, Cotton	WR	Texas	1975
Spikes, Irving	RB	Northeast Louisiana	1994-97
Spriggs, Marcus	T	Houston	2001-02
Squirek, Jack	LB	Illinois	1986
Stanfill, Bill	DE	Georgia	1969-76
Stankavage, Scott	QB	North Carolina	1987
Stanley, Walter	WR	Mesa (Colo.)	1991
Stephenson, Dwight	C	Alabama	1980-87
Stewart, Michael	S	Fresno State	1994-96
Stewart, Rayna	S	Northern Arizona	1998
Stofa, John	QB	Buffalo	1966-67, 1969-70
Stokes, Barry	T	Eastern Michigan	1998
Storr, Greg	LB	Boston College	1987
Stoudt, Cliff	QB	Youngstown State	1989
Stowe, Otto	WR	Iowa State	1971-72
Stoyanovich, Pete	K	Indiana	1989-95
Stradford, Troy	RB	Boston College	1987-90
Strock, Don	QB	Virginia Tech	1974-87
Stubbs, Daniel	DE	Miami (Fla.)	1996-98
Stuckey, Henry	CB	Missouri	1972-74
Surtain, Patrick	CB	Southern Mississippi	1998-03
Swain, John	CB	Miami (Fla.)	1985, 1987
Swayne, Harry	T	Rutgers	2001
Swift, Doug	LB	Amherst	1970-75
Swoopes, Pat	DE	Mississippi State	1991

- T -

Tagliaferri, John	RB	Cornell	1987
Tanner, Barron	DT	Oklahoma	1997-98
Tautolo, Terry	LB	UCLA	1983-84
Taylor, Ed	CB	Memphis State	1979-82
Taylor, Henry	DT	South Carolina	2001
Taylor, Jason	DE	Akron	1997-03
Taylor, Johnny	LB	Hawaii	1986
Teague, George	S	Alabama	1997
Teal, Jimmy	WR	Texas A&M	1988
Testerman, Don	FB	Clemson	1980
Thayer, Tom	G/C	Notre Dame	1993
Thomas, Lamar	WR	Miami (Fla.)	1996-00
Thomas, Norris	CB	Southern Mississippi	1977-79
Thomas, Rodell	LB	Alabama State	1981, 1983-84
Thomas, Rodney	CB	Brigham Young	1988-90
Thomas, Thurman	RB	Oklahoma State	2000
Thomas, Zach	LB	Texas Tech	1996-03
Thompson, Derrius	WR	Baylor	2003
Thompson, Reyna	CB	Baylor	1986-88
Thornton, Jack	LB	Auburn	1966
Tiffin, Van	K	Alabama	1987
Tilley, Emmett	LB	Duke	1983
Tillman, Andre	TE	Texas Tech	1975-78
Toews, Jeff	G	Washington	1979-85
Torczon, LaVerne	DE	Nebraska	1966
Torrey, Bob	FB	Penn State	1979
Toth, Tom	G	Western Michigan	1986-89

Towle, Steve	LB	Kansas	1975-80
Tucker, Gary	RB	Tennessee-Chattanooga	1968
Turk, Matt	P	Wisconsin-Whitewater	2000-01, 2003
Turner, T.J.	DE	Houston	1986-92
Twilley, Howard	WR	Tulsa	1966-76

- U -

Uhlenhake, Jeff	C	Ohio State	1989-93
Urbanek, Jim	DT	Mississippi	1968
Uwaezuoke, Iheanyi	WR	California	1998

- V -

Veasey, Craig	DT	Houston	1993-94
Vigorito, Tom	RB/WR	Virginia	1981-85
Vincent, Troy	CB	Wisconsin	1992-95
Volk, Rick	S	Michigan	1977-78
von Schamann, Uwe	K	Oklahoma	1979-84

- W -

Wade, Charley	WR	Tennessee State	1973
Wade, Todd	T	Mississippi	2000-03
Wainright, Frank	TE	Northern Colorado	1995-98
Walker, Bracey	S	North Carolina	1997
Walker, Brian	S	Washington State	1997-98, 2000-01
Walker, Fulton	CB	West Virginia	1981-84
Walters, Rod	G	Iowa	1980
Wantland, Hal	S	Tennessee	1966
Ward, Chris	T	Ohio State	1986
Ward, Dedric	WR	Northern Iowa	2001-02
Ward, Ronnie	LB	Kansas	1997
Warfield, Paul	WR	Ohio State	1970-74
Warren, Jimmy	CB	Illinois	1966-69
Washington, Dick	CB	Bethune-Cookman	1968
Weaver, Jed	TE	Oregon	2000-02
Webb, Richmond	T	Texas A&M	1990-00
Webster, Larry	DT	Maryland	1992-94
Weidner, Bert	G/C	Kent State	1990-95
Weisacosky, Ed	LB	Miami (Fla.)	1968-70
West, Willie	S	Oregon	1966-68
Westmoreland, Dick	CB	North Carolina A&T	1966-69
White, Jeris	CB	Hawaii	1974-76
Wickert, Tom	T	Washington State	1974
Williams, Delvin	RB	Kansas	1978-80
Williams, Gene	G	Iowa State	1991-92
Williams, Jarvis	S	Florida	1988-93
Williams, Jay	DE	Wake Forest	2002-03
Williams, Joel	TE	Notre Dame	1987
Williams, Kevin	S	Oklahoma State	2000
Williams, Maxie	G/T	Southeastern Louisiana	1966-70
Williams, Mike	WR	Northeastern	1991-95
Williams, Ricky	RB	Texas	2002-03
Williams, Ronnie	TE	Oklahoma State	1993-95
Wilmsmeyer, Klaus	P	Louisville	1998
Wilson, George, Jr.	QB	Xavier	1966
Wilson, Jerry	CB	Southern	1996-00
Wilson, Karl	DE	Louisiana State	1990, 1993
Wilson, Robert	FB	Texas A&M	1994-96
Wimberly, Derek	DE	Purdue	1987
Windauer, Bill	DT	Iowa	1975
Winfrey, Stan	RB	Arkansas State	1975-77
Wiska, Jeff	G	Michigan State	1987
Wood, Dick	QB	Auburn	1966
Wooden, Shawn	S	Notre Dame	1996-99, 2001-03
Woodley, David	QB	Louisiana State	1980-83
Woods, Larry	DT	Tennessee State	1973
Woodson, Fred	G	Florida A&M	1967-69
Wyrick, Jimmy	CB	Minnesota	2003

- Y -

Yates, Billy	G	Texas A&M	2003
Yepremian, Garo	K	None	1970-78
Young, Steve	T	Colorado	1977
Young, Willie	T	Alcorn A&M	1973

- Z -

Zawatson, Dave	T	California	1991
Zecher, Rich	DT	Utah State	1966-67
Zgonina, Jeff	DT	Purdue	2003
Zolak, Scott	QB	Maryland	1999

Boldface indicates active player or coach.

WHERE THEY'VE COME FROM

(Colleges and Universities which have produced Dolphin players)

Abilene-Christian 1, Akron 1, Alabama 13, Alabama State 1, Albany (Ga.) State 1, Alcorn A&M 1, Alma 1, Amherst 2, Appalachian State 1, Arizona 2, Arizona State 6, Arkansas 2, Arkansas Pine-Bluff 2, Arkansas State 5, Auburn 11, Ball State 1, Baylor 9, Benedict College 1, Bethune-Cookman 7, Boston College 5, Boston University 2, Bowling Green 1, Brigham Young 1, Buffalo 1, Butte College 1, California 4, California-Davis 1, Cal Poly-Pomona 1, Cal Poly-SLO 1, Cal State-Fullerton 1, Cal State-Los Angeles 1, Carson-Newman 2, Catawba 1, Central College (Iowa) 1, Central State (Ohio) 1, Chadron State (Neb.) 1, Clemson 2, Colorado 8, Colorado State 1, Columbia 1, Connecticut 2, Cornell 3, Dartmouth 1, Dayton 1, Delaware 1, Delta State 1, Duke 6, East Carolina 5, East Stroudsburg 1, East Texas State 1, Eastern Kentucky 1, Eastern Michigan 3, Eastern New Mexico 1, Eastern Washington 2, Elizabeth City College 1, Fairmont State 1, Ferrum College 1, Florida 12, Florida A&M 6, Florida State 9, Ft. Valley State 1, Franklin and Marshall 1, Fresno State 1, Furman 1, Georgia 4, Georgia Tech 8, Grambling 4, Grand Valley State 1, Hampton Institute 3, Hawaii 3, Henderson State 2, Holy Cross 1, Houston 8, Howard 1, Howard Payne 1, Idaho 1, Illinois 7, Illinois State 1, Indiana 7, Indiana State 1, Iona 1, Iowa 5, Iowa State 7, Jackson State 5, Jacksonville State 1, James Madison 3, Kansas 4, Kent State 4, Kentucky 11, Lamar 1, Lehigh 1, Liberty 3, Long Beach City College 1, Louisiana State 9, Louisville 7, MacMurray 1, Maryland 6, McNeese State 1, Memphis 6, Mesa (Colo.) 2, Miami (Fla.) 28, Miami (Ohio) 1, Michigan 8, Michigan State 8, Middle Tennessee State 1, Minnesota 6, Mississippi 10, Mississippi State 6, Missouri 3, Montana State 1, Montclair State 1, Morgan State 1, Morris Brown 1, Muskingum 1, Nebraska 7, Nevada 3, New Hampshire 1, New Mexico 1, New Mexico State 2, No College 4, Norfolk State 1, North Carolina 8, North Carolina A&T 3, North Carolina Central 1, North Carolina State 4, North Dakota State 1, Northeast Louisiana 4, Northeastern 1, Northeastern State (Okla.) 1, Northern Arizona 3, Northern Colorado 1, Northern Illinois 1, Northern Iowa 2, Northern Michigan 1, North Texas State 1, Northwestern 3, Northwestern Oklahoma State 1, Northwestern State (La.) 1, Notre Dame 10, Ohio State 16, Oklahoma 10, Oklahoma State 4, Omaha 1, Oregon 4, Pacific 1, Penn State 10, Pittsburg State (Kan.) 1, Pittsburgh 6, Princeton 1, Purdue 7, Rhode Island 2, Rice 4, Rutgers 3, St. Cloud State 1, San Diego State 4, San Jose State 5, South Carolina 6, South Carolina State 1, South Dakota 1, South Dakota State 1, Southeastern Louisiana 1, Southern 6, Southern California 4, Southern Illinois 1, Southern Methodist 3, Southern Mississippi 5, Southwestern Louisiana 1, Southwest Texas State 1, Stanford 5, Stephen F. Austin 3, Syracuse 12, Tampa 3, Temple 2, Tennessee 13, Tennessee-Chattanooga 1, Tennessee State 5, Texas 6, Texas A&M 14, Texas Arlington 2, Texas Christian 4, Texas-El Paso 1, Texas Southern 5, Texas Tech 4, Toledo 1, Tulane 2, Tulsa 5, UCLA 8, Utah 6, Utah State 2, Vanderbilt 3, Villanova 1, Virginia 9, Virginia State 1, Virginia Tech 4, Wake Forest 3, Washington 6, Washington State 5, Wayne State 1, Western Carolina 1, Western Illinois 2, Western Michigan 2, West Texas State 2, West Virginia 6, Wichita State 1, William & Mary 1, Winston-Salem State 2, Wisconsin 7, Wisconsin-Whitewater 1, Wyoming 2, Xavier 2, Yale 1, Youngstown State 1.

TOP SCHOOLS: **28** - Miami (Fla.); **16** - Ohio State; **14** - Texas A&M; **13** - Alabama, Tennessee; **12** - Florida, Syracuse; **11** - Auburn, Kentucky; **10** - Mississippi, Notre Dame, Oklahoma, Penn State; **9** - Baylor, Florida State, Louisiana State, Virginia; **8** - Colorado, Georgia Tech, Houston, Michigan, Michigan State, North Carolina, UCLA; **7** - Bethune-Cookman, Illinois, Indiana, Iowa State, Louisville, Nebraska, Purdue, Wisconsin.

LENGTH OF SERVICE

TOTAL YEARS

NAME AND YEARS PLAYED

17	Dan Marino 83-99
15	Bob Kuechenberg 70-84
14	Bob Griese 67-80; Don Strock 74-87
13	Nat Moore 74-86
12	Vern Den Herder 71-82; Bruce Hardy 78-89; Jim Jensen 81-92; Larry Little 69-80; Ed Newman 73-84
11	Mark Duper 82-92; Tim Foley 70-80; Larry Seiple 67-77; Howard Twilley 66-76; Richmond Webb 90-00
10	Dick Anderson 68-77; Bob Baumhower 77-86; Doug Betters 78-87; Tim Bowens, 94-03 ; Mark Clayton 83-92; Jeff Dellenbach 85-94; Norm Evans 66-75; Jon Giesler 79-88; Jim Langer 70-79; Paul Lankford 82-91; Ronnie Lee 79-82, 84-89; Don McNeal 80-89; Earnie Rhone 75-84; Reggie Roby 83-92; Tim Ruddy, 94-03
9	Woody Bennett 80-88; Glenn Blackwood 79-87; Kim Bokamper 77-85; Bob Brudzinski 81-89; Roy Foster 82-90; Duriel Harris 76-83, 85; Bob Heinz 69-77; Curtis Johnson 70-78; Bob Matheson 71-79; O.J. McDuffie 93-01; Wayne Moore 70-78; Tony Nathan 79-87; Garo Yepremian 70-78
8	Charlie Babb 72-79; J.B. Brown, 89-96; Nick Buoniconti 69-76; Jeff Cross 88-95; Larry Csonka 68-74, 79; A.J. Duhe 77-84; Manny Fernandez 68-75; Cleveland Green 79-86; Dwight Hollier 1992-99; William Judson 82-89; Mike Kolen 70-77; Mike Kozlowski 79-86; Jim Mandich 70-77; John Offerdahl 86-93; Keith Sims 90-97; Bill Stanfill 69-76; Dwight Stephenson 80-87; Zach Thomas 96-03
7	Fred Banks 87-93; Jimmy Cefalo 78-84; Doug Crusan 68-74; Mark Dennis 87-93; Larry Gordon 76-82; Hugh Green 85-91; Liffort Hoblely 87-93; Jim Kiick 68-74; Eric Laakso 78-84; Sam Madison 97-03 ; Olindo Mare 97-03 ; Tony Martin 89-93, 99-00; Mercury Morris 69-75; Bernie Parmalee 1992-98; Ed Perry 97-03 ; Pete Stoyanovich 89-95; Jason Taylor 97-03 ; Jeff Toews 79-85; T.J. Turner 86-92; Shawn Wooden 96-99, 01-03

Boldface indicates active player.

DOLPHINS BY THE NUMBERS

(1966-03)

- 1 – Garo Yepremian (1970-78); Tony Franklin (1988); Willie Beecher (1988); Matt Turk (2000-01, 2003)
- 2 – Cookie Gilchrist (1966); *Willie Beecher (1987)
- 3 – Tom Orosz (1981-82); *Stacy Gore (1987); Van Tiffin (1987); Mark Royals (2002-03)
- 4 – George Roberts (1978-80); Reggie Roby (1983-92); Tom Hutton (1999)
- 5 – Booth Lusteg (1967); John Stofa (1969-70); Uwe von Schamann (1979-84); Jeff Hayes (1987); Kyle Richardson (1997)
- 6 – Jim Arnold (1994); Joe Nedney (1996-97); Brent Bartholomew (1999); Ray Lucas (2001-02)
- 7 – Billy Lothridge (1972); Guy Benjamin (1978-79); Fuad Reveiz (1985-88); Charlie Baumann (1991); Joe Prokop (1992); Dale Hatcher (1993); Craig Erickson (1996-98)
- 8 – Klaus Wilmsmeyer (1998)
- 9 – Scott Secules (1989-92); Jay Fiedler (2000-03)
- 10 – George Wilson, Jr. (1966); George Mira (1971); Don Strock (1974-87); Pete Stoyanovich (1989-95); Olindo Mare (1997-03)
- 11 – Rick Norton (1966-69); Jim Del Gaizo (1972, 1975); Jim Jensen (1981-92); Dan McGwire (1995); Damon Huard (1997-00)
- 12 – Bob Griese (1967-80)
- 13 – Jake Scott (1970-75); Dan Marino (1983-99)
- 14 – *Scott Stankavage (1987); Doug Pederson (1993); Scott Zolak (1999); Brian Griese (2003)
- 15 – John Stofa (1966-67); Kim Hammond (1968); Karl Kremser (1969-70); Charles Leigh (1971); Earl Morrall (1972-76); *Kyle Mackey (1987); Kirby Dar Dar (1995, 1997)
- 16 – Archie Roberts (1967); Tom Boutwell (1969); David Woodley (1980-83)
- 17 – Mike Michel (1977); Ron Jaworski (1987-88); Steve DeBerg (1993); John Kidd (1994-97); Todd Doxzon (1998)
- 18 – Dick Wood (1966); Cliff Stoudt (1989); Sage Rosenfels (2002-03)

- 19 – Reyna Thompson (1986); Scott Mitchell (1990-93); Bernie Kosar (1994-96); Nate Jacquet (1998)
- 20 – Larry Seiple (1967-77); Neal Colzie (1979); David Overstreet (1983); *Rickey Isom (1987); Joe Cribbs (1988); Marc Logan (1989-91); Muhammad Oliver (1994); Ray Nealy (1997); John Avery (1998-99); Ben Kelly (2000-01); Lloyd Harrison (2002); Arturo Freeman (2003)
- 21 – Gene Mingo (1966-67); Jim Kiick (1968-74); Rick Volk (1977-78); *Tate Randle (1987); Mark Higgs (1990-94); Lawrence Phillips (1997); Rayna Stewart (1998); Autry Denson (1999-00); Terry Cousin (2001); Jamar Fletcher (2002-03)
- 22 – Willie West (1966-68); Mercury Morris (1969-75); Tony Nathan (1979-87); Kerry Goode (1989); Tim McKyer (1990); James Saxon (1992-94); Shawn Wooden (1996-99); Terrance Shaw (2000); Shawn Wooden (2001-03)
- 23 – Wes Matthews (1966); Charles Leigh (1973-74); Joe Carter (1984-86); Troy Stradford (1987); *Demetrius Johnson (1987); Troy Stradford (1987-90); Troy Vincent (1992-95); Robert Bailey (1996); George Teague (1997); Patrick Surtain (1998-03)
- 24 – Billy Hunter (1966); Jack Clancy (1967-69); Delvin Williams (1978-80); Reyna Thompson (1986-87); *Floyd Raglin (1987); Reyna Thompson (1987-88); Rodney Thomas (1989-90); Vestee Jackson (1991-93); Pat Johnson (1995); Jerry Wilson (1996-00); Jamar Fletcher (2001); Omare Lowe (2002); Sammy Knight (2003)
- 25 – Dick Westmoreland (1966-69); Tim Foley (1970-80); Mike Smith (1985-87); Louis Oliver (1989-93, 1995-96); Corey Harris (1997); Greg Jeffries (1999-00); Jimmy Wyrick (2003)
- 26 – Frank Jackson (1966-67); Lloyd Mumphord (1969-74); Duriel Harris (1976); Donovan Rose (1986-87); Jarvis Williams (1988-93); Bracey Walker (1997); Lamar Smith (2000-01)
- 27 – Gary Tucker (1968); Gary Davis (1976-79); Lorenzo Hampton (1985-89); Stevon Moore (1990); David Pool (1994); Terrell Buckley (1995-99); Arturo Freeman (2000-02); Terrell Buckley (2003)
- 28 – George Chesser (1966); Abner Haynes (1967); Gene Milton (1968-69); Ed Jenkins (1972); Hubert Ginn (1975); Don McNeal (1980-89); Michael McGruder (1990-91); Frankie Smith (1993); Gene Atkins (1994-96); Ray Hill (1998-00); Travis Minor (2002-03)
- 29 – Jack Harper (1966-68); Garry Grady (1969); Tom Smith (1973); John Swain (1985); Liffort Hobley (1987-93); Frankie Smith (1994-95); Sam Madison (1997-03)
- 30 – Sam Price (1966-68); Bryant Salter (1976); Ron Davenport (1985-89); Bernie Parmalee (1992-98); Obafemi Ayanbadejo (2003)
- 31 – George Chesser (1967); Barry Pryor (1969-70); Terry Cole (1971); Norm Bulaich (1975-79); Rick Moser (1980); Eddie Hill (1981-84); Sean Hill (1994-96); Brock Marion (1998-03)
- 32 – Joe Auer (1966-67); Hubert Ginn (1970-73); Benny Malone (1974-78); Tom Vigorito (1981-85); Donald Brown (1986); *Pete Roth (1987); Garrett Limbrick (1990); Bruce Alexander (1992-93); Aaron Craver (1994); Cleveland Gary (1994); Jerris McPhail (1996-97); J.J. Johnson (1999-01); Charlie Rogers (2003)
- 33 – Billy Joe (1966); Hubert Ginn (1974); Stan Winfrey (1975-77); Billy Cesare (1980); Bo Matthews (1981); Rich Diana (1982); Craig Ellis (1986); *Ronald Scott (1987); Sammie Smith (1989-91); Karim Abdul-Jabbar (1996-99); Deon Dyer (2000-02)
- 34 – Ron Sellers (1973); Jim Braxton (1978); Don Testerman (1980); Woody Bennett (1980-88); Nuu Faola (1989); Tony Collins (1990); Aaron Craver (1991-93); Tyrone Braxton (1994); Tim Jacobs (1996-97); Ron Moore (1998); Cecil Collins (1999); Thurman Thomas (2000); Travis Minor (2001); Ricky Williams (2002-03)
- 35 – Rick Casares (1966); Stan Mitchell (1966-70); Clayton Heath (1976); Nick Giaquinto (1980-81); *John Tagliaferri (1987); Kerry Glenn (1990-92); Michael Stewart (1994-96); Irving Spikes (1997); Ben Kelly (2000)
- 36 – Preston Carpenter (1966); Charles Leigh (1972); Don Nottingham (1973-77); Steve Howell (1979-81); Tom Brown (1987-89); Stephen Braggs (1992-93); Stanley Pritchett (1996-99)
- 37 – Charley Wade (1973); Andra Franklin (1981-84); Mike Kozlowski (1979-80); J.B. Brown (1989-96); Zebbie Lethridge (2001)
- 38 – Leroy Harris (1977-78); Bob Torrey (1979); Terry Robiskie (1980-81); Ron Landry (1984); *Clarence Bailey (1987); Bruce Plummer (1988); Willard Reaves (1989); Calvin Jackson (1994-99); Kevin Williams (2000)
- 39 – Larry Csonka (1968-74, 1979)
- 40 – Bo Roberson (1966); Dick Anderson (1968-77); Mike Kozlowski (1981-86); *John Swain (1987); Irving Spikes (1994-96); Ray Green (2001-02); Sean McDermott (2003)
- 41 – Willie Pearson (1969); Norris Thomas (1977-79); Fulton Walker (1981-84); *Mark Konecny (1987); African Grant (1990); Keith Byars (1993-96); Scott McGarrahan (2001)
- 42 – Bill Darnell (1968-69); Paul Warfield (1970-74); Jeris White (1974-76); Vern Roberson (1977); Lyle Blackwood (1981-86); *Robert Sowell (1987); Ernest Gibson (1989); Chris Green (1991-94); Terry Kirby (1995); Roosevelt Potts (1997); Trent Gamble (2000-03)
- 43 – Bob Neff (1966-68); Mike Holmes (1976); Jeff Allen (1980); Ricky Ray (1981-82); Larry Cowan (1982); Bud Brown (1984-88); Terry Kirby (1993-94); Scott McGarrahan (2002)
- 44 – Pete Jacquess (1966-67); Dick Washington (1968); Dean Brown (1970); Mike Howell (1972); Barry Hill (1975-76); Charles Cornelius (1977-78); Doug Beaudoin (1980); Paul Lankford (1982-91); Bobby Humphrey (1992); Aaron Craver (1994); Rob Konrad (1999-03)
- 45 – Mack Lamb (1967-68); Curtis Johnson (1970-78); Ed Taylor (1979-82); Robert Sowell (1983-85); *Trell Hooper (1987); Rodney Thomas (1988); Bobby Harden (1990-93); Brian Walker (1997-98, 2000-01)

- 46 - Hal Wantland (1966); Don Bessilleu (1979-81); Pete Johnson (1984); *Mark Irvin (1987); Dave Moore (1992)
- 47 - John McGeever (1966); Tom Beier (1967, 1969); Ted Bachman (1976); Glenn Blackwood (1979-87); Stefan Adams (1990); Darrell Malone (1992-94); Robert Edwards (2002); Jeff Grau (2003)
- 48 - Bob Patrella (1966-71); Henry Stuckey (1972-74); Ken Ellis (1976); Wade Bosarge (1977); Gerald Small (1978-83); Mike Iaquaniello (1991); Jim Kitts (1997-98); Kantroy Barber (1999); Brody Heffner-Liddiard (2000)
- 49 - Jimmy Warren (1966-69); Ray Jones (1971); Charlie Babb (1972-79); William Judson (1982-87); *Marvell Burgess (1987); William Judson (1987-89); Tony Paige (1990-92); Robert Wilson (1994-96); Dewayne Dotson (1997)
- 50 - Frank Emanuel (1968-69); Dick Palmer (1970); Bruce Elia (1975); Larry Gordon (1976-82); Jackie Shipp (1984-87); *Greg Storr (1987); Jackie Shipp (1987-88); Dave Ahrens (1989); Louis Cooper (1991); Dwight Hollier (1992-99); Michael Hamilton (2000); Brendon Ayanbadejo (2003)
- 51 - Jerry Hopkins (1967-68); Ed Weisacosky (1968-70); Larry Ball (1972-74); Rodrigo Barnes (1975); Andy Selfridge (1976); Rusty Chambers (1976-80); Mark Brown (1983-88); Greg Clark (1989); Bryan Cox (1991-95); Anthony Harris (1996-99); Tommy Hendricks (2000-03)
- 52 - Mike Hudock (1966); Jimmy Keyes (1968-69); Mike Dennery (1976); Larry Ball (1977-78); Mel Land (1979); Steve Shull (1981-83); Emmitt Tilley (1983); Terry Tautolo (1983-84); Sanders Shiver (1984); Robin Sendline (1985); *Dennis Fowlkes (1987); Scott Nicolas (1987); Mike Reichenbach (1990-91); Roosevelt Collins (1992); Brant Boyer (1994); Jeff Kopp (1995); Robert Jones (1998-00); Morlon Greenwood (2001-03)
- 53 - Tom Erlandson (1966-67); Norm McBride (1969-70); Bob Matheson (1971-79); Rodell Thomas (1981); Ron Hester (1982-84); Jay Brophy (1984-86); Jack Squirek (1986); David Frye (1986-89); Ned Bolcar (1991-92); Aubrey Beavers (1994-95); Larry Izzo (1996-00)
- 54 - Wahoo McDaniel (1966-68); Bob Bruggers (1968); Dale McCullers (1969); Ted Davis (1970); Howard Kindig (1972-73); Ralph Ortega (1979-80); Steve Potter (1981-82); Rodell Thomas (1983-84); Alex Moyer (1985-86); Johnny Taylor (1986); *Steve Lubischer (1987); Larry Kolic (1987-88); E.J. Junior (1989-91); Chuck Bullough (1993-94); Zach Thomas (1996-03)
- 55 - Jack Rudolph (1966); Randall Edmunds (1968-69); Irv Goode (1973-74); Earnie Rhone (1975-84); Hugh Green (1985-91); David Merritt (1993); Chris Singleton (1993-96); Ronnie Ward (1997); Junior Seau (2003)
- 56 - Bob Bruggers (1966-67); Jesse Powell (1969-73); Steve Towle (1975-80); Charles Bowser (1982-85); John Offerdahl (1986-93); Mike Crawford (1997-98); Twan Russell (2000-02)
- 57 - John Bramlett (1967-68); Sean Clancy (1978); Mike Kolen (1970-75, 1977); Dwight Stephenson (1980-87); *Scott Nicolas (1987); Tom Thayer (1993); Dion Foxx (1994-95); O.J. Brigrance (1997-99); Corey Moore (2001); Corey Jenkins (2003)
- 58 - Tom Goode (1966-69); Dale Farley (1971); Al Jenkins (1972); Bruce Bannon (1973-74); Kim Bokamper (1977-85); Rick Graf (1987); Chris Gaines (1988); Ilia Jarostchuk (1988); Tony Furjanic (1988); Krauss (1989); Mark Sander (1992); Jesse Solomon (1994); Antonio Armstrong (1995); O.J. Brigrance (1996); Scott Galyon (2000-02)
- 59 - Jack Thornton (1966); Doug Swift (1970-75); Guy Roberts (1977); Steve Shull (1980); Bob Brudzinski (1981-89); John Grimsley (1991- 93); Dewayne Dotson (1994-95); Derrick Rodgers (1997-02)
- 60 - Carl Mauck (1970); Tom Wickert (1974); Don Reese (1976); Melvin Mitchell (1977-78); Jeff Toews (1979-85); *Duke Schamel (1987); Greg Clark (1989); Bert Weidner (1990-95); John Bock (1996-00); Spencer Folau (2001); Greg Jerman (2002-03)
- 61 - Ernie Park (1966); Fred Woodson (1967-69); Bob DeMarco (1970-71); Cleveland Green (1979); Thom Dornbrook (1980); Roy Foster (1982- 87); *Greg Cleveland (1987); Roy Foster (1987-90); Gene Williams (1991-92); Tim Ruddy (1994-03)
- 62 - Jim Langer (1970-79); Harry Galbreath (1988-92); Chris Gray (1993-96)
- 63 - Billy Neighbors (1966-69); Mark Dennard (1979-83); Larry Lee (1985); *Greg Ours (1987); Jeff Uhlenhake (1989-93); Cal Dixon (1996); Mark Dixon (1998-03)
- 64 - Ed Newman (1973-84); Houston Hoover (1994); Larry Chester (2002-03)
- 65 - Jim Higgins (1966); Jack Pyburn (1967-68); Maulty Moore (1972-74); Wally Pesuit (1977-78); Jeff Dellenbach (1985-87); *Bill Bealles (1987); Jeff Dellenbach (1987-94); Kevin Donnalley (1998-00); Troy Andrew (2001-02)
- 66 - Larry Little (1969-80); Larry Lee (1986); *Jim Gilmore (1987); Everett McIver (1996-97); Kevin Gogan (1999); Heath Irwin (2000-01); Jamie Nails (2002-03)
- 67 - Bob Kuechenberg (1970-84); Chris Ward (1986); Chris Conlin (1987); *Guy Goar (1987); Pat Swoopes (1991); Jeff Novak (1994); Barry Stokes (1998)
- 68 - Melvin Mitchell (1976); Eric Laakso (1978-84); Greg Koch (1986-87); *Louis Oubre (1987); Jim Huddleston (1987); Andrew Greene (1995); Mike Sheldon (1997-99); Seth McKinney (2002-03)
- 69 - Mike Lambrecht (1987-89); Keith Sims (1990-97)
- 70 - Jim Riley (1967-71); Larry Woods (1973); Tom Funchess (1974); Bill Windauer (1975); John Andrews (1975-76); Bob Simpson (1978); Bill Barnett (1980-85); Brian Sochia (1986-91); Eric Moore (1995); Mike Chalenski (1997); Harry Swayne (2001)
- 71 - Jack Pyburn (1966); Charlie Fowler (1967-68); John Boynton (1969); Frank Cornish (1970-71); Darryl Carlton (1975-76); Mike Current (1977-79); Burton Lawless (1981); Mike

- Charles (1983-86); *Scott Kehoe (1987); Bob Gruber (1987); Ethan Albright (1995); Dunstan Anderson (1997); Todd Wade (2000-03)
- 72 – Whit Canale (1966); Bill Keating (1967); Rudy Barber (1968); Bob Heinz (1969-77); Mike Fultz (1981); Richard Bishop (1982); Ronnie Lee (1984-87); *Steve Jacobson (1987); Ronnie Lee (1987-89); Tom McHale (1995); Barron Tanner (1997-98)
- 73 – Norm Evans (1966-75); Bob Baumhower (1977-86); Greg Johnson (1988); Ron Heller (1993-95); Dario Romero (2002); Billy Yates (2003)
- 74 – John Richardson (1967-71); Randy Crowder (1974-76); Steve Young (1977); Cleveland Green (1980-86); Mark Dennis (1987); *Jeff Wiska (1987); Mark Dennis (1987-93); Ed Hawthorne (1995); Brent Smith (1997-02); Wade Smith (2003)
- 75 – Ken Rice (1966-67); Manny Fernandez (1968-75); Rick Dvorak (1977); Doug Betters (1978-87); Jeff Faulkner (1990); Dave Zawatson (1991); Shane Burton (1996-98); Damian Gregory (2000); Todd Perry (2001-03)
- 76 – Tom Nomina (1966-68); Jeff Richardson (1969); Willie Young (1973); Ron Berger (1973); Don Reese (1974-75); John Alexander (1977-78); Rod Walters (1980); Mike Fultz (1981); Steve Clark (1982-85); Tom Toth (1986-89); Tim Irwin (1994); James Brown (1996-99); Marcus Spriggs (2001-02)
- 77 – Rich Zecher (1966-67); Doug Crusan (1968-74); A.J. Duhe (1977-84); *Stanley Scott (1987); Louis Cheek (1988-89); Karl Wilson (1990); Jeff Buckley (1996-98)
- 78 – Maxie Williams (1966-70); Wayne Mass (1971); Jim Dunaway (1972); Tom Drougas (1975-76); Carl Barisch (1977-80); Ken Poole (1981-82); Charles Benson (1983-84); Jerome Foster (1986); *Derek Wimberly (1987); Doug Marrone (1987); Alvin Powell (1989); Richmond Webb (1990-00)
- 79 – Al Dotson (1966); Claude Brownlee (1967); Mike Current (1967); Jim Urbanek (1968); Wayne Moore (1970-78); Jon Giesler (1979-87); *Ike Readon (1987); Jon Giesler (1987-88); Donnie Gardner (1991); Larry Webster (1992-94); Billy Milner (1995-96); Kenny Mixon (1998-01)
- 80 – Ed Cooke (1966-67); Bob Joswick (1968-69); Marv Fleming (1970-74); Jim McFarland (1975); Loaird McCreary (1976-78); Joe Rose (1980-85); *Lawrence Sampleton (1987); Ferrell Edmunds (1988-92); Irving Fryar (1993-95); Fred Barnett (1996-97); Brett Perriman (1997); Kirby Dar Dar (1998); Horace Copeland (1998); Iheanyi Uwaezuoke (1998); Tony Martin (1999-00); James McKnight (2001-03)
- 81 – Howard Twilley (1966-76); Ike Hill (1976); Jimmy Cefalo (1978-84); *Mike Caterbone (1987); Scott Schwedes (1987-90); Randal Hill (1991); James Pruitt (1991); Robert Clark (1992); O.J. McDuffie (1993-01); Randy McMichael (2002-03)
- 82 – Doug Moreau (1966-69); Otto Stowe (1971-72); Bo Rather (1973); Mel Baker (1974); Cotton Speyrer (1975); Morris Owens (1975-76); Duriel Harris (1977-83); Fernanza Burgess (1984); Duriel Harris (1985); James Pruitt (1986-87); *Todd Feldman (1987); James Pruitt (1987-88); Andre Brown (1989-90); Scott Miller (1991-92); Mark Ingram (1993-94); Frank Wainright (1995-98); Larry Shannon (1999); Roell Preston (1999); Kevin McKenzie (1999); Jed Weaver (2000-02); Kendall Newson (2003)
- 83 – Dave Kocourek (1966); Jim Cox (1968); Vern Den Herder (1972-82); Mark Clayton (1983-87); *Dameon Reilly (1987); Mark Clayton (1987-92); Scott Miller (1993-96); Brian Manning (1997); Hendrick Lusk (1998); Hunter Goodwin (1999-01); Albert Johnson (2002); Robert Baker (2002); Sam Simmons (2003)
- 84 – Earl Faison (1966); Ray Jacobs (1967-68); Bill Stanfill (1969-76); Bruce Hardy (1978-87); *Willie Smith (1987); Bruce Hardy (1987-89); Greg Baty (1990-94); Gary Clark (1995); Brett Carolan (1996); Troy Drayton (1996-99); Leslie Shepherd (2000); Chris Chambers (2001-03)
- 85 – John Holmes (1966); Nick Buoniconti (1969-76); Terry Anderson (1977-78); Bo Rather (1978); Jeff Groth (1979); Mark Duper (1982-87); *Eddie Chavis (1987); Mark Duper (1987-92); Ronnie Williams (1993-95); Lamar Thomas (1996-00); Desmond Clark (2002); Donald Lee (2003)
- 86 – Mel Branch (1966-68); Vern Den Herder (1971); Marlin Briscoe (1972-74); Freddie Solomon (1975-77); Ronnie Lee (1979-82); John Chesley (1984); *George Farmer (1987); Fred Banks (1987-90); Dennis McKinnon (1990); Fred Banks (1990-93); Eric Green (1995); Brett Carolan (1996); Qadry Ismail (1997); Oronde Gadsden (1998-03)
- 87 – John Roderick (1966-67); Jim Mertens (1969); Willie Richardson (1970); Andre Tillman (1975-78); Dan Johnson (1983-87); *Rich Siler (1987); *David Lewis (1987); James Pruitt (1990); Charles Henry (1991); Mike Williams (1991-95); Kirby Dar Dar (1996); Yatil Green (1997-99); Bert Emanuel (2000); Dedric Ward (2001-02)
- 88 – LaVerne Torczon (1966); Jim Mandich (1970-77); Elmer Bailey (1980-81); Vince Heflin (1982-85); Brian Kinchen (1988-90); Joel Williams (1987); Arthur Cox (1991); Keith Jackson (1992-94); Joe Planansky (1995); Charles Jordan (1996-98); Nate Jacquet (1998-99); Jeff Ogden (2000-01); Desmond Clark (2002); Cris Carter (2002); Derrius Thompson (2003)
- 89 – Karl Noonan (1966-71); Nat Moore (1974-86); *Leland Douglas (1987); David Lewis (1987); Tony Martin (1990-93); Randal Hill (1995-96); Ed Perry (1997-03)
- 90 – Bill Cronin (1966); Andy Hendel (1986); Eric Kumerow (1988-90); Marco Coleman (1992-95); Adewale Ogunleye (2000-01); Rob Burnett (2002-03)
- 91 – Ed Judie (1984); Mack Moore (1985-86); Fred Robinson (1986); *Victor Morris (1987); Jeff Cross (1988-95); Lorenzo Bromell (1998-01); Jay Williams (2002-03)
- 92 – *Laz Chavez (1987); Nate Hill (1988); David Griggs (1989-93); Daryl Gardener (1996-01);

Jeff Zgonina (2003)

- 93 - *Charles Bennett (1987); Cliff Odom (1990-93); William Gaines (1994); Trace Armstrong (1995-00); Adewale Ogunleye (2002-03)
- 94 - Larry Kolic (1986); *Tim Pidgeon (1987); Greg Mark (1990); Craig Veasey (1993-94); Steve Emtman (1995-96); Jermaine Haley (2000-02); Dario Romero (2003)
- 95 - T.J. Turner (1986-92); Tim Bowens (1994-03)
- 96 - David Marshall (1987); Alfred Oglesby (1990-92); Mike Golic (1993); Daniel Stubbs (1996-98); Rich Owens (1999-00); David Bowens (2001-03)
- 97 - John Bosa (1987-89); Jeff Hunter (1992-93); Tyoka Jackson (1994); Aaron Jones (1996); Ernest Grant (2000-01)
- 98 - Jackie Cline (1987-89); Shawn Lee (1990-91); Norman Hand (1996); Antoine Simpson (1999); Damian Gregory (2001); Henry Taylor (2001)
- 99 - Jimmy Hines (1969); George Little (1985-87); Rick Graf (1988-90); Chuck Klingbeil (1991-95); Jason Taylor (1997-03)

* - replacement player

ALL-TIME DRAFT CHOICES

(**Boldface** indicates made active roster)

1966 EXPANSION DRAFT

FROM BOSTON		
Eddie Wilson	QB	Arizona
Billy Neighbors	G	Alabama
Ross O'Hanley	S	Boston College
Jack Rudolph	LB	Georgia Tech
FROM BUFFALO		
Billy Joe	FB	Villanova
Bo Roberson	WR	Cornell
x-Jim Davidson	T	Ohio State
Howard Simpson	DT	Auburn
FROM DENVER		
John McGeever	S	Auburn
Ed Cooke	DE	Maryland
Tom Erlandson	LB	Washington St.
Tom Nomina	DT	Miami (Ohio)
FROM HOUSTON		
Norm Evans	T	Texas Christian
Tom Goode	C	Miss. State
Jack Spikes	FB	Texas Christian
Maxie Williams	T	SE Louisiana
FROM KANSAS CITY		
Al Dotson	DT	Grambling
Mel Branch	DE	Louisiana St.
Frank Jackson	WR	So. Methodist
Ron Caveness	LB	Arkansas
FROM NEW YORK JETS		
Wahoo McDaniel	LB	Oklahoma
Willie West	S	Oregon
Mike Hudock	C	Miami (Fla.)
LaVerne Torczon	DE	Nebraska
FROM OAKLAND		
Rich Zecher	DT	Utah State
Dick Wood	QB	Auburn
Ken Rice	G	Auburn
Gene Mingo	K	No College
FROM SAN DIEGO		
Dave Kocourek	TE	Wisconsin
Ernie Park	G	MacMurray
Jimmy Warren	CB	Illinois
Dick Westmoreland	CB	N.C. A&T

x-retired

1966

1a	x-Jim Grabowski (1)	RB	Illinois
1b	Rick Norton (2)	QB	Kentucky
2	Frank Emanuel (11)	LB	Tennessee
3	x-Larry Gagner (20)	G	Florida
4	x-Dick Leftridge (29)	RB	West Virginia
5	Grady Bolton (38)	DT	Miss. St.
6	x- Ed Weisacosky (47)	LB	Miami (Fla.)
7	x-Don Hansen (56)	LB	Illinois
8	Bob Petrella (65)	S	Tennessee
9	x-Bill Matan (74)	DE	Kansas St.
10	x-Pat Killorin (83)	C	Syracuse
11	Sam Price (92)	WR	Illinois
12	Howard Twilley (101)	RB	Tulsa
13	x-Ken Kramer (110)	TE	Minnesota
14	Phil Scoggin (119)	P	Texas A&M
15	Jerry Oliver (128)	T	SW Texas
16	Don Lorenz (137)	DE	Stephen F. Austin
17	x-Mike Bender (146)	G	Arkansas
18	x-Rick Kestner (155)	E	Kentucky
19	Doug Moreau (164)	TE	Louisiana St.
20	Jon Tooker (173)	CB	Adams State

x-signed with National Football League

1966 REDSHIRTED DRAFT

1	John Roderick	WR	So. Methodist
2	Harold Fulford	WR	Auburn
3	Jack Clancy	WR	Michigan
4	x-Jim Mankins	RB	Florida St.
5	x-Fritz Greenlee	TE	Arizona
6	Bill Darnall	WR	North Carolina
7	Don Williams	DE	Wofford
8	Jon Brittenum	QB	Arkansas
9	x-Craig Baynham	WR	Georgia Tech
10	x-Randy Winkler	T	Tarleton St.
11	Kai Anderson	C	Illinois

x-signed with National Football League

1967

1	Bob Griese (4)	QB	Purdue
2	Jim Riley (29)	DT	Oklahoma
3	TO DENVER for Cookie Gilchrist (58)		
4	Bob Greenlee (84)	DE	Yale
5a	TO DENVER for Cookie Gilchrist (110)		

5b	x-Gary Tucker (129)	RB	Chattanooga (from Buffalo for Jack Spikes)
6	Bud Norris (138)	TE	Washington St.
7	Larry Seiple (163)	P/RB	Kentucky
8	TO OAKLAND for Bill Cronin (186)		
9	John Richardson (216)	DT	UCLA
10	Torn Beier (241)	S	Miami (Fla.)
11	Jack Pyburn (266)	T	Texas A&M
12a	y-Stan Juk (294)	LB	South Carolina
12b	y-Jim Whitaker (295)	CB	Missouri (from Denver for Jerry Oliver)
13	TO BUFFALO for George Wilson, Jr. (318)		
14	Charlie Stikes (344)	CB	Kent State
15	Jake Ferro (372)	LB	Youngstown
16	Maurice Calhoun (397)	RB	Central Ohio
17	Larry Kissam (422)	T	Florida St.
x-taxi squad '67		y-entered medical school	

1968

1a	Larry Csonka (8)	RB	Syracuse
1b	Doug Crusan (27)	T	Indiana (from Cincinnati for John Stofa)
2a	Jim Keyes (35)	LB	Mississippi
2b	Jim Cox (54)	TE	Miami (Fla.) (from Cincinnati for John Stofa)
3a	Jim Urbanek (62)	DT	Mississippi
3b	Dick Anderson (73)	S	Colorado (from San Diego for John Brittenum)
4	TO DENVER for John Bramlett (91)		
5	Jim Klick (118)	RB	Wyoming
6a	Kim Hammond (142)	QB	Florida St. (from Denver in 7-man deal)
6b	x-Jimmy Hines (146)	WR	Texas Southern
7	x-John Boynton (172)	T	Tennessee
8a	TO N.Y. JETS for Archie Roberts (200)		
8b	Randall Edmunds (217)	LB	Georgia Tech (from Oakland for Dave Kocourek)
9a	Sam McDowell (226)	T	SW Missouri
9b	y-Tom Paciorek (240)	CB	Houston (from Houston for Billy Anderson)
10	Joe Mirto (253)	T	Miami (Fla.)
11	Cornelius Cooper (280)	DE	Prairie View
12	Paul Paxton (307)	T	Akron
13	Bob Joswick (334)	DE	Tulsa
14	Ray Blunk (362)	TE	Xavier
15	Ken Corbin (388)	LB	Miami (Fla.)
16	Henry Still (416)	DT	Bethune-Cookman
17	Bill Nemeth (442)	C	Arizona
x - taxi squad '68		y - pro baseball	

1969

1	Bill Stanfill (11)	DE	Georgia
2	Bob Heinz (37)	DT	Pacific
3	Mercury Morris (63)	RB	West Texas State
4	Norm McBride (89)	LB	Utah
5a	Willie Pearson (115)	WR	N.C. A&T
5b	Karl Kremser (128)	K	Tennessee (from Oakland for John Roderick)
6	Ed Tuck (141)	G	Notre Dame
7a	John Egan (167)	C	Boston College
7b	John Kulka (174)	G	Penn State (from San Diego for Tom Erlandson)
8	Bruce Weinstein (193)	TE	Yale
9	Jesse Powell (219)	LB	West Texas State
10	Jim Mertens (245)	TE	Fairmont St.
11	Mike Berdis (271)	DT	N. Dakota St.
12	Dale McCullers (297)	LB	Florida St.
13	Amos Ayres (323)	S	Arkansas AM & N
14	Glynn Thompson (349)	DT	Troy State

15	Chick McGeehan (375)	WR	Tennessee
16	Lloyd Mumphord (401)	CB	Texas Southern
17	Tom Krallman (427)	DE	Xavier

1970

1	TO CLEVELAND for Paul Warfield (3)		
2	Jim Mandich (29)	TE	Michigan
3	Tim Foley (55)	CB	Purdue
4	Curtis Johnson (81)	CB	Toledo
5	TO NEW ENGLAND in Buoniconti deal (107)		
6	Dave Campbell (132)	DE	Auburn
7	Jake Scott (159)	S	Georgia
8	Narvel Chavers (185)	RB	Jackson St.
9	Hubert Ginn (211)	RB	Florida A&M
10	Dick Nittinger (237)	G	Tampa
11	Brownie Wheless (263)	DT	Rice
12	Mike Kolen (289)	LB	Auburn
13	Dave Buddington (315)	RB	Springfield
14	Gary Brackett (341)	G	Holy Cross
15	Pat Hausar (367)	WR	East Tenn.
16	Charles Williams (393)	G	Tennessee St.
17	George Myles (419)	DT	Morris Brown

1971

1	TO BALTIMORE for Don Shula (22)		
2	Otto Stowe (47)	WR	Iowa State
3	Dale Farley (74)	LB	West Virginia
4	x-Joe Theismann (99)	QB	Notre Dame
5	TO PITTSBURGH for Willie Richardson (126)		
6	Dennis Coleman (151)	LB	Mississippi
7	Ron Dickerson (178)	CB	Kansas St.
8	TO PITTSBURGH for Bob DeMarco (203)		
9	Vern Den Herder (230)	DE	Central Iowa
10	Ron Maree (255)	DT	Purdue
11	Vic Surma (282)	T	Penn State
12	Leroy Byars (307)	RB	Alcorn A&M
13	Lonnie Hepburn (333)	CB	Texas Southern
14	David Vaughn (359)	TE	Memphis St.
15	Bob Richards (385)	G	California
16	Chris Myers (410)	WR	Kenyon
17	Curt Mark (437)	LB	Maryville, N.D.

x-signed with Canadian Football League

1972

1	x-Mike Kadish (25)	DT	Notre Dame
2	TO CLEVELAND for Bob Matheson (51)		
3	Gary Kosins (77)	RB	Dayton
4a	Larry Ball (91)	DE	Louisville (from San Diego for Carl Mauck)
4b	Al Benton (103)	T	Ohio Univ.
5	Charlie Babb (129)	S	Memphis St.
6	y-Ray Nettles (155)	LB	Tennessee
7a	Bill Adams (161)	G	Holy Cross (from Demer for John Stofa)
7b	Calvin Harrell (180)	RB	Arkansas St.
8	Craig Curry (207)	QB	Minnesota
9	Greg Johnson (233)	CB	Wisconsin
10	TO HOUSTON for Russell Price (259)		
11	Ed Jenkins (285)	WR	Holy Cross
12	Ashley Ball (311)	TE	Purdue
13	Arch Robinson (337)	CB	Hillsdale
14	Willie Jones (362)	LB	Tampa
15	Bill Davis (389)	DT	Wm. & Mary
16	Al Hannah (415)	WR	Wisconsin
17	Vern Brown (441)	S	Western Mich.
x-taxi squad '72		y-signed with Canadian Football League	

1973

1	TO BUFFALO for Marlin Briscoe (26)		
---	------------------------------------	--	--

2	x-Chuck Bradley (52)	C	Oregon
3	Leon Gray (78)	T	Jackson St.
4	Bo Rather (104)	WR	Michigan
5a	y-Don Strock (111)	QB	Virginia Tech (from Buffalo in Frank Cornish deal)
5b	Dave McCurry (130)	CB	Iowa State
6	Ed Newman (156)	G	Duke
7a	Kevin Reilly (160)	LB	Villanova (from New England for Wayne Mass)
7b	Ben Shephard (163)	RB	Arkansas Tech (from New England for Bill Griffin)
7c	Willie Hatter (178)	WR	Northern Ill. (from Cleveland for Bob DeMarco)
7d	Tom Smith (182)	RB	Miami (Fla.)
8	Archie Pearson (206)	DE	N.E. Oklahoma
9	Karl Lorch (234)	DE	Southern Cal.
10	Ron Fernandes (260)	DE	Eastern Mich.
11	Chris Kete (286)	G	Boston College
12	Mike Mullen (312)	LB	Tulane
13	Joe Booker (338)	RB	Miami (Ohio)
14	Greg Boyd (364)	RB	Arizona
15	Bill Palmer (389)	TE	St. Thomas
16	James Jackson (416)	DE	Norfolk St.
17	Charley Wade (442)	WR	Tennessee St. x-injured reserve '73 y-taxi squad '73

1974

1	Don Reese (26)	DE	Jackson St.
2a	y-Andre Tillman (38)	TE	Texas Tech (from Green Bay for Jim Del Gaizo)
2b	Benny Malone (47)	RB	Arizona St. (from Dallas in Otto Stowe deal)
2c	Jeris White (52)	CB	Hawaii
3	Nat Moore (78)	WR	Florida
4	x-Bill Stevenson (104)	DT	Drake
5	x-Cleveland Vann (130)	LB	Oklahoma St.
6a	Randy Crowder (136)	DT	Penn State (from Baltimore in Hubert Ginn deal)
6b	x-Bob Wolfe (156)	T	Nebraska
7a	Carl Swierc (164)	WR	Rice (from New Orleans for Jeff White)
7b	Joe Sullivan (182)	T	Boston College
8	Mel Baker (206)	WR	Texas Southern
9a	Tom Wickert (212)	T	Washington St. (from Chicago for Dave McCurry)
9b	x-Bob Lally (234)	LB	Cornell
10	x-Gary Valbuena (260)	QB	Tennessee
11	Gerry Roberts (286)	DE	UCLA
12	Jim Revels (312)	S	Florida
13	x- Clayton Heath (338)	RB	Wake Forest
14	Sam Johnson (364)	LB	Arizona St.
15	Larry Cates (390)	CB	Western Mich.
16	Jesse Wolf (416)	DT	Prairie View
17	Ken Dickerson (442)	CB	Tuskegee

x-signed with World Football League

y-injured reserve '74

1975

1	Darryl Carlton (23)	T	Tampa
2a	Fred Solomon (36)	WR	Tampa (from Green Bay for Jim Del Gaizo)
2b	Stan Winfrey (49)	RB	Arkansas St.
3	Gerald Hill (75)	LB	Houston
4	Bruce Elia (100)	LB	Ohio State
5a	Morris Owens (106)	WR	Arizona St. (from N.Y. Giants for Henry Stuckey)
5b	Barry Hill (127)	S	Iowa State
6a	Steve Towle (143)	LB	Kansas (from N.Y. Jets for Larry Woods)

6b	TO N.Y. JETS for John Mooring (153)		
7	Phillip Kent (179)	RB	Baylor
8	Barney Crawford (205)	DT	Harding
9	James Wilson (231)	G	Clark
10a	Clyde Russell (239)	RB	Oklahoma (from Chicago for Charley Wade)
10b	Joe Jackson (256)	TE	Penn State (from Washington for Howard Kindig)
10c	Joe Danelo (257)	K	Washington St.
11	John Dilworth (283)	CB	NW St. (La.)
12	Joe Yancey (309)	T	Henderson
13	Leonard Isabel (334)	WR	Tulsa
14a	James Lewis (338)	CB	Tennessee St. (from N.Y. Giants for Ed Jenkins)
14b	Jack Graham (361)	QB	Colorado St.
15	Skip Johns (387)	RB	Carson-Newman
16	Vernon Smith (413)	C	Georgia
17	Dwaine Copeland (439)	RB	Middle Tenn.

1976

1a	Larry Gordon (17)	LB	Arizona St. (from Washington for Joe Theismann)
1b	x- Kim Bokamper (18)	LB	San Jose St.
2	Loaird McCreary (49)	TE	Tennessee St.
3	Duriel Harris (80)	WR	New Mexico St.
4a	Melvin Mitchell (96)	G	Tennessee St. (from Detroit for Larry Ball)
4b	TO PHILADELPHIA for Norm Bulaich (111)		
5	TO DETROIT with Larry Ball (145)		
6	Gary Davis (174)	RB	Cal Poly-SLO
7a	Joe Ingersoll (185)	G/T	Nev.-Las Vegas (from New Orleans for Mel Baker)
7b	Johnny Owens (200)	DE	Tennessee St.
8	Bob Simpson (230)	DT	Colorado
9	y- Norris Thomas (257)	CB	Southern Miss.
10a	Gary Fencik (281)	S	Yale (from Washington for Karl Lorch)
10b	Don Testerman (282)	RB	Clemson
11	Dexter Pride (312)	RB	Minnesota
12a	Randy Young (338)	T	Iowa State
12b	Darryl Brandford (341)	DT	Northwestern (from St. Louis for Rodrigo Barnes)
13	Bernie Head (366)	C	Tulsa
14	Bob Gissler (395)	LB	S. Dakota St.
15	Ron Holmes (423)	RB	Utah State
16	Mike Green (450)	P/WR	Ohio Univ.
17	z-Jeff Grantz (480)	QB	South Carolina

x-injured reserve '76

y-quit camp '76, active roster '77

z-remained at South Carolina as coach

1977

1	A.J. Duhe (13)	DE	Louisiana St.
2	Bob Baumhower (40)	DT	Alabama
3a	TO HOUSTON for Ken Ellis (70)		
3b	Mike Watson (71)	T	Miami (Ohio) (from Chicago for Bo Rather)
4	TO WASHINGTON in Jake Scott deal (97)		
5a	Mike Michel (113)	P/K	Stanford (from Tampa Bay for Ray Nettles' rights)
5b	Leroy Harris (123)	RB	Arkansas St.
6	TO N.Y. GIANTS for Andy Selfridge (153)		
7	Bruce Herron (180)	LB	New Mexico
8	Horace Perkins (207)	CB	Colorado
9	Robert Turner (237)	RB	Oklahoma St.
10	Mark Carter (264)	T	Eastern Mich.
11	John Alexander (291)	DE	Rutgers
12	Terry Anderson (321)	WR	Bethune-Cookman

1978

1	TO SAN FRAN. in Delvin Williams deal (24)		
---	---	--	--

2	Guy Benjamin (51)	QB	Stanford
3a	Lyman Smith (64)	DT	Duke
	(from N.Y. Giants for Larry Csonka)		
3b	Jimmy Cefalo (81)	WR	Penn State
4a	Gerald Small (93)	CB	San Jose St.
	(from Cleveland for Paul Warfield)		
4b	Eric Laakso (106)	T	Tulane
5a	Ted Burgmeier (111)	S	Notre Dame
	(from Tampa Bay for Jeris White)		
5b	TO SAN FRAN. in Delvin Williams deal (133)		
6	Doug Betters (163)	DE	Nevada-Reno
7a	Karl Baldischwiler (178)	T	Oklahoma
	(from Cleveland for Paul Warfield)		
7b	Lloyd Henry (190)	WR	NE Missouri
8	Sean Clancy (217)	LB	Amherst
9	Bruce Hardy (247)	TE	Arizona St.
10	x-Mark Dennard (274)	C	Texas A&M
11	TO SEATTLE for Carl Barisich (301)		
12a	Mike Moore (331)	RB	Middle Tenn.
12b	Bill Kenney (333)	QB	Northern Colo.
	(from Denver for Jim Kiick)		

x-injured reserve '78

1979

1	Jon Giesler (24)	T	Michigan
2	Jeff Toews (53)	G	Washington
3a	Tony Nathan (61)	RB	Alabama
	(from Tampa Bay for Randy Crowder)		
3b	Mel Land (63)	LB	Michigan St.
	(from N.Y. Giants for Larry Csonka)		
3c	Ronnie Lee (65)	TE	Baylor
	(from New Orleans for Don Reese)		
3d	TO ATLANTA for Ralph Ortega (79)		
4	Steve Howell (107)	RB	Baylor
5	Don Bessillieu (134)	S	Georgia Tech
6	Steve Lindquist (162)	G	Nebraska
7	Uwe von Schamann (189)	K	Oklahoma
8a	Jeff Groth (206)	WR	Bowling Green
	(from Washington for Jim Mandich)		
8b	Glenn Blackwood (215)	S	Texas
	(from Denver for Jim Kiick)		
8c	TO TAMPA BAY for Council Rudolph (217)		
9	Jeff Weston (244)	DT	Notre Dame
10a	Jerome Stanton (258)	CB	Michigan St.
	(from Detroit for Karl Baldischwiler)		
10b	Mike Kozlowski (272)	S	Colorado
11	Mike Blanton (299)	DE	Georgia Tech
12	Larry Fortner (327)	QB	Miami (Ohio)

1980

1	Don McNeal (21)	CB	Alabama
2	Dwight Stephenson (48)	C	Alabama
3	Bill Barnett (75)	DE	Nebraska
4	Elmer Bailey (100)	WR	Minnesota
5	TO WASHINGTON in Benny Malone deal (132)		
6	Eugene Byrd (158)	WR	Michigan St.
7	Joe Rose (186)	TE	California
8a	Jeff Allen (212)	CB	Calif.-Davis
8b	David Woodley (214)	QB	Louisiana St.
	(from Washington for Jim Mandich)		
9	Mark Goodspeed (239)	T	Nebraska
10a	Doug Lantz (271)	C	Miami (Ohio)
10b	Ben Long (272)	LB	South Dakota
	(from Philadelphia, past considerations)		
11a	Phil Driscoll (279)	DE	Mankato St.
	(from San Francisco for Charles Cornelius)		
11b	TO PHILADELPHIA, past considerations (298)		
12	Chuck Stone (325)	G	N. Carolina St.

1981

1	x-David Overstreet (13)	RB	Oklahoma
2a	TO LOS ANGELES in Bob Brudzinski deal (43)		
2b	Andra Franklin (56)	FB	Nebraska
	(from Los Angeles in Bob Brudzinski deal)		
3	TO LOS ANGELES in Bob Brudzinski deal (69)		
4a	Sam Greene (84)	WR	Nev.-Las Vegas
	(from New Orleans for Guy Benjamin)		
4b	Brad Wright (96)	QB	New Mexico
5a	Ken Poole (126)	DE	NE Louisiana
5b	Tom Vigorito (138)	RB	Virginia
	(from Philadelphia for Leroy Harris)		
6a	x-Mack Moore (152)	DE	Texas A&M
6b	Fulton Walker (154)	CB	West Virginia
	(from Minnesota in Jim Langer deal)		
7	Mike Daum (179)	T	Cal Poly-SLO
8	y-William Judson (206)	CB	S. Carolina St.
9	John Noonan (235)	WR	Nebraska
10	Steve Folsom (261)	TE	Utah
11	Jim Jensen (291)	QB	Boston Univ.
12	John Alford (318)	DT	S. Carolina St.

x-signed with Canadian Football League

y-injured reserve '81

1982

1	Roy Foster (24)	G/T	Southern Cal
2	Mark Duper (52)	WR	NW St. (La.)
3	Paul Lankford (80)	CB	Penn State
4	Charles Bowser (108)	LB	Duke
5a	Bob Nelson (120)	DT	Miami (Fla.)
	(from Minnesota in Jim Langer deal)		
5b	Rich Diana (136)	FB	Yale
6a	Thomas Tutson (161)	CB	S. Carolina St.
	(from San Diego for George Roberts)		
6b	Ron Hester (164)	LB	Florida St.
7a	Dan Johnson (170)	TE	Iowa State
	(from New Orleans for Guy Benjamin)		
7b	Larry Cowan (192)	RB	Jackson St.
8	Tate Randle (220)	S	Texas Tech
9a	Steve Clark (239)	DE	Utah
	(from Detroit for Steve Rowle)		
9b	Mack Boatner (248)	RB	SE Louisiana
10a	Robin Fisher (271)	LB	Florida
	(from Philadelphia for Steve Howell)		
10b	Wayne Jones (276)	C/T	Utah
11	Gary Crum (303)	T	Wyoming
12	Mike Rodrigue (331)	WR	Miami (Fla.)

1983

1	Dan Marino (27)	QB	Pittsburgh
2	Mike Charles (55)	DT	Syracuse
3a	Charles Benson (76)	DE	Baylor
	(from Houston in '83 draft trade-up)		
3b	TO HOUSTON in '83 draft trade-up (83)		
4	TO L.A. RAMS for Eddie Hill (111)		
5	TO HOUSTON in '83 draft trade-up (139)		
6	Reggie Roby (167)	P	Iowa
7	Keith Woetzel (195)	LB	Rutgers
8	Mark Clayton (223)	WR	Louisville
9	Mark Brown (250)	LB	Purdue
10	Anthony Reed (278)	RB	S. Carolina St.
11	Joe Lukens (306)	G	Ohio State
12	x-Anthony Carter (334)	WR	Michigan

x-previously had signed with United States Football League

1984

1a	Jackie Shipp (14)	LB	Oklahoma
	(from Buffalo in '84 draft trade-up)		
1b	TO BUFFALO in '84 draft trade-up (26)		
2	Jay Brophy (53)	LB	Miami (Fla.)

- 3a TO BUFFALO in '84 draft trade-up (79)
(from Pittsburgh in David Woodley deal)
- 3b TO BUFFALO in '84 draft trade-up (82)
- 4 **Joe Carter** (109) RB Alabama
- 5 **Dean May** (138) QB Louisville
- 6 **Rowland Tatum** (165) LB Ohio State
- 7 **Bernard Carvalho** (194) G/T Hawaii
- 8 **x-Ron Landry** (221) FB McNeese St.
- 9 **Jim Boyle** (250) G/T Tulane
- 10 **John Chesley** (277) TE Oklahoma St.
- 11 **Bud Brown** (305) S Southern Miss.
- 12a **William Devane** (320) DT Clemson
- 12b **Mike Weingrad** (333) LB Illinois
(from San Francisco for Tom Orosz)

x-injured reserve '84

1984 USFL SUPPLEMENTAL DRAFT

- 1 **Danny Knight** (26) WR Mississippi State
(from N.J. Generals)
- 2 **Dewey Forte** (53) DE Bethune-Cookman
(from L.A. Express)
- 3 **Duan Hanks** (82) WR Stephen F. Austin
(from Philadelphia Stars)

1985

- 1 **Lorenzo Hampton** (27) RB Florida
- 2 TO SAN DIEGO for Pete Johnson (55)
- 3a **George Little** (65) DT Iowa
(from Philadelphia for Mark Dennard)
- 3b **Alex Moyer** (83) LB Northwestern
- 4a **Mike Smith** (91) CB Texas-El Paso
(from Cleveland for Duriel Harris)
- 4b **Jeff Dellenbach** (111) T Wisconsin
- 5 TO DENVER for Larry Evans (139)
- 6a **George Shorthose** (145) WR Missouri
(from Atlanta in Gerald Small deal)
- 6b **Ron Davenport** (167) FB Louisville
- 7 **Fuad Reveiz** (195) K Tennessee
- 8 **Dan Sharp** (223) TE Texas Christian
- 9 **Adam Hinds** (251) S Oklahoma St.
- 10 **Mike Pendleton** (279) CB Indiana
- 11 **Mike Jones** (307) RB Tulane
- 12 **Ray Noble** (335) CB California

1986

- 1 TO TAMPA BAY in Hugh Green deal (25)
- 2a TO TAMPA BAY in Hugh Green deal (40)
(from Minnesota in Anthony Carter deal)
- 2b **John Offerdahl** (52) LB Western Michigan
- 3 **T.J. Turner** (81) DT Houston
- 4 **James Pruitt** (107) WR Cal-State Fullerton
- 5 **Kevin Wyatt** (136) CB Arkansas
- 6 **Brent Sowell** (163) DT Alabama
- 7 **Larry Kolic** (193) LB Ohio State
- 8 **John Stuart** (218) T Texas
- 9 **Reyna Thompson** (247) CB Baylor
- 10 **Jeff Wickersham** (274) QB Louisiana St.
- 11 **Arnold Franklin** (303) TE No. Carolina
- 12 **Rickey Isom** (329) FB N. Carolina St.

1987

- 1a TO MINNESOTA in '87 draft trade-down (14)
- 1b **John Bosa** (16) DE Boston College
(from Minnesota in '87 draft trade-down)
- 2a **Rick Graf** (43) LB Wisconsin
- 2b **Scott Schwedes** (56) WR Syracuse
(from N.Y. Giants through St. Louis
in '87 draft trade-up)
- 3 TO ST. LOUIS in '87 draft trade-up (70)
- 4 **Troy Stradford** (99) RB Boston College

- 5a TO ST. LOUIS in '87 draft trade-up (126)
- 5b TO KANSAS CITY in '87 draft trade-down (128)
(from Minnesota in '87 draft trade-down)
- 5c **Chris Conlin** (132) T/G Penn State
(from Kansas City in '87 draft trade-down)
- 6 **Lance Sellers** (155) LB Boise State
- 7 **Tom Brown** (182) FB Pittsburgh
- 8a **Joel Williams** (210) TE Notre Dame
- 8b **Mark Dennis** (212) T Illinois
(from Kansas City in '87 draft trade-down)
- 9 **Tim Pidgeon** (237) LB Syracuse
- 10 **Bobby Taylor** (266) CB Wisconsin
- 11 **Terance Mann** (293) DE So. Methodist
- 12 **x-Jim Karsatos** (322) QB Ohio State

x-injured reserve '87

1988

- 1 **Eric Kumerow** (16) DE Ohio State
- 2 **Jarvis Williams** (42) S Florida
- 3 **Ferrell Edmunds** (73) TE Maryland
- 4 **Greg Johnson** (99) T Oklahoma
- 5 **Rodney Thomas** (126) CB Brigham Young
- 6a **x-Melvin Bratton** (153) FB Miami (Fla.)
- 6b **George Cooper** (156) FB Ohio State
(from Minnesota for Greg Koch)
- 7 **Kerwin Bell** (180) QB Florida
- 8a **Harry Galbreath** (212) G Tennessee
- 8b **Louis Cheek** (220) T Texas A&M
(from Denver for Larry Lee)
- 9 **Jeff Cross** (239) DE Missouri
- 10 **Artis Jackson** (266) DT Texas Tech
- 11 **Tom Kelleher** (292) FB Holy Cross
- 12 **Brian Kinchen** (320) TE Louisiana St.

x-injured/unsigned '88

1989

- 1a **Sammie Smith** (9) RB Florida State
- 1b **Louis Oliver** (25) S Florida
(from Chicago in '89 draft trade-up)
- 2 TO CHICAGO in '89 draft trade-up (36)
- 3 TO CHICAGO in '89 draft trade-up (65)
- 4 **David Holmes** (92) CB Syracuse
- 5 **Jeff Uhlenhake** (121) C Ohio State
- 6 **Wes Pritchett** (147) LB Notre Dame
- 7 **Jim Zdelar** (176) T Youngstown St.
- 8 **Pete Stoyanovich** (203) K Indiana
- 9 **x-Dana Batiste** (232) LB Texas A&M
- 10a **Deval Glover** (259) WR Syracuse
- 10b **Greg Ross** (275) DT Memphis State
(from Minnesota for Greg Koch)
- 11 **y-Bert Weidner** (288) DT Kent State
- 12 **J.B. Brown** (315) CB Maryland

x-injured reserve '89 y-developmental squad '89

1990

- 1 **Richmond Webb** (9) T Texas A&M
- 2 **Keith Sims** (39) G Iowa State
- 3 **Alfred Oglesby** (66) NT Houston
- 4 **Scott Mitchell** (93) QB Utah
- 5a TO DALLAS for Scott Secules (120)
- 5b **x-Leroy Holt** (137) FB Southern Cal
(from Washington in '90 draft trade-up)
- 6 **y-Sean Vanhorse** (151) CB Howard
- 7 TO CLEVELAND in '90 draft trade-down (178)
- 8 **Thomas Woods** (205) WR Tennessee
- 9 **Phil Ross** (231) TE Oregon State
- 10 TO WASHINGTON in '90 draft trade-up (262)
- 11 TO SAN FRANCISCO in Tim McKyer deal (289)
- 12 **Bobby Harden** (315) S Miami (Fla.)

x-injured reserve '90

y-physically unable to perform '90

1991

1	Randal Hill (23)	WR	Miami (Fla.)
2	TO SAN FRANCISCO in Tim McKyer deal (45)		
3a	Aaron Craver (60)	RB	Fresno State
	(from Atlanta in Tim McKyer deal)		
3b	TO HOUSTON for John Grimsely (79)		
4	TO WASHINGTON in '90 trade-up (103)		
5a	Bryan Cox (113)	LB	Western Illinois
	(from Cleveland in '90 trade-down)		
5b	Gene Williams (121)	G	Iowa State
	(from Green Bay in '91 draft trade-up)		
5c	TO GREEN BAY in '91 draft trade-up (135)		
6	TO GREEN BAY in '91 draft trade-up (164)		
7	Chris Green (191)	CB	Illinois
8	Roland Smith (220)	CB	Miami (Fla.)
9	Scott Miller (246)	WR	UCLA
10	Michael Titley (275)	TE	Iowa
11	Ernie Rogers (302)	T	California
12	Joe Brunson (331)	DT	Chattanooga

1992

1a	Troy Vincent (7)	CB	Wisconsin
	(from Phoenix for Randal Hill)		
1b	Marco Coleman (12)	LB	Georgia Tech
2	x-Eddie Blake (43)	G	Auburn
3	Larry Webster (70)	DE	Maryland
4	Dwight Hollier (97)	LB	North Carolina
5	Christopher Perez (124)	T	Kansas
6	Roosevelt Collins (155)	LB	Texas Christian
7a	TO ATLANTA in '92 draft trade-down (182)		
7b	TO L.A. RAIDERS in '92 draft trade-down (185)		
	(from Atlanta in '92 draft trade-down)		
7c	Dave Moore (191)	TE	Pittsburgh
	(from L.A. Raiders in '92 draft trade-down)		
8	Andre Powell (209)	LB	Penn State
9	Tony Tellington (236)	CB	Youngstown St.
10	Raoul Spears (267)	RB	Southern Cal
11a	Lee Miles (294)	WR	Baylor
11b	Mark Barsotti (296)	QB	Fresno State
	(from L.A. Raiders in '92 draft trade-down)		
12a	Milton Biggins (322)	TE	West. Kentucky
12b	Kameno Bell (328)	RB	Illinois
	(from Atlanta in '92 draft trade-down)		

x - Non Football Injury '92

1993

1	O.J. McDuffie (25)	WR	Penn State
2	TO NEW ENGLAND in Irving Fryar deal (52)		
3	Terry Kirby (78)	RB	Virginia
4	Ronnie Bradford (105)	CB	Colorado
5	Chris Gray (132)	T	Auburn
6	Robert O'Neal (164)	S	Clemson
7	David Merritt (191)	LB	N. Carolina St.
8	Dwayne Gordon (218)	LB	New Hampshire

1994

1a	TO GREEN BAY in '94 trade-down (16)		
1b	Tim Bowers (20)	DT	Mississippi
	(from Green Bay in '94 draft trade-down)		
2a	Aubrey Beavers (54)	LB	Oklahoma
2b	Tim Ruddy (65)	C	Notre Dame
	(from Arizona in '94 trade-up)		
3	TO ARIZONA in '94 trade-up (89)		
	(from Green Bay in '94 draft trade-down)		
4a	Ronnie Woolfork (112)	LB	Colorado
	(from Cleveland for G Gene Williams)		
4b	TO ARIZONA in '94 trade-up (115)		
	(from San Diego for WR Tony Martin)		
4c	TO ARIZONA in '94 trade-up (121)		

5	William Gaines (147)	DT	Florida
6	Brant Boyer (177)	LB	Arizona
7	Sean Hill (214)	CB	Montana St.

1995

1	Billy Milner (25)	T	Houston
2a	Andrew Greene (53)	G	Indiana
	(from Green Bay in Ingram-Jackson deals)		
2b	TO CHICAGO in Trace Armstrong deal (56)		
3	TO CHICAGO in Trace Armstrong deal (87)		
4a	TO GREEN BAY in Keith Jackson deal (117)		
	(from Green Bay for Mark Ingram)		
4b	Pete Mitchell (122)	TE	Boston College
5	Norman Hand (158)	DT	Mississippi
6	Jeff Kopp (194)	LB	Southern Cal
7a	Corey Swinson (233)	DT	Hampton
7b	x-Shannon Myers (246)	WR	Lenoir-Rhyne
	(compensatory pick from NFL)		

x - Physically Unable To Perform '95

1996

1	Daryl Gardener (20)	DE	Baylor
2a	TO DALLAS in '96 trade-down (49)		
2b	TO JACKSONVILLE in '96 trade-down (60)		
	(from Dallas in '96 trade-down)		
3a	Dorian Brew (79)	CB	Kansas
	(from Jacksonville in '96 trade-down)		
3b	Karim Abdul-Jabbar (80)	RB	UCLA
4a	TO KANSAS CITY in '96 trade-down (98)		
	(from Jacksonville in '96 trade-down)		
4b	TO JACKSONVILLE in '96 trade-down (99)		
	(from Dallas in '96 trade-down)		
4c	Kirk Pointer (113)	CB	Austin Peay
	(from Kansas City in '96 trade-down)		
4d	Stanley Pritchett (118)	FB	South Carolina
4e	LaCurtis Jones (125)	LB	Baylor
	(from Kansas City in '96 trade-down)		
5a	Jerris McPhail (134)	RB	East Carolina
	(from Jacksonville in '96 trade-down)		
5b	Shane Burton (150)	DE	Tennessee
	(from Jacksonville in '96 trade-down)		
5c	Zach Thomas (154)	LB	Texas Tech
6	Shawn Wooden (189)	S	Notre Dame
7a	Jeff Buckley (230)	T	Stanford
7b	Brice Hunter (251)	WR	Georgia
	(compensatory pick from NFL)		

1997

1	x-Yatil Green (15)	WR	Miami (Fla.)
2	Sam Madison (44)	CB	Louisville
3a	Jason Taylor (73)	DE	Akron
3b	Derrick Rodgers (92)	LB	Arizona State
	(compensatory pick from NFL)		
3c	Ronnie Ward (93)	LB	Kansas
	(compensatory pick from NFL)		
3d	y-Brent Smith (96)	T	Mississippi St.
	(compensatory pick from NFL)		
4a	TO ST. LOUIS in '97 trade-down (112)		
4b	Jerome Daniels (121)	G	Northeastern
	(from St. Louis in '97 trade-down)		
4c	TO OAKLAND in '97 trade-down (123)		
	(from San Francisco for RB Terry Kirby)		
5a	TO N.Y. JETS for T James Brown (145)		
5b	Barron Tanner (149)	DT	Oklahoma
	(from Kansas City for K Pete Stoyanovich)		
5c	Nicholas Lopez (157)	DE	Texas Southern
	(from Oakland in '97 trade-down)		
6a	John Fiala (166)	LB	Washington
	(from Oakland in '97 trade-down)		
6b	Brian Manning (170)	WR	Stanford

- (from St. Louis in '97 trade-down)
 6c **Mike Crawford** (173) LB Nevada
 (from St. Louis in '97 trade-down)
 6d **Ed Perry** (177) TE James Madison
 7a Hudhaifa Ismaeli (203) CB Northwestern
 (from Oakland in '97 trade-down)
 7b TO KANSAS CITY in '96 trade-down (214)
 x - Injured Reserve '97 y - did not appear in a game '97

1998

- 1a TO GREEN BAY in '98 trade-down (19)
 1b **John Avery** (29) RB Mississippi
 (from Green Bay in '98 trade-down)
 2a **Patrick Surtain** (44) CB Southern Miss.
 (from Carolina for 1st-round pick in 2000)
 2b **Kenny Mixon** (49) DE LSU
 2c TO DETROIT in '98 trade-down (60)
 (from Green Bay in '98 trade-down)
 3a **Brad Jackson** (79) LB Cincinnati
 (from Detroit in '98 trade-down)
 3b **x-Larry Shannon** (82) WR East Carolina
 4a **Lorenzo Bromell** (102) DE Clemson
 (from Philadelphia in '98 trade-up)
 4b TO PHILADELPHIA in '98 trade-up (112)
 5a TO PHILADELPHIA in '98 trade-up (142)
 5b **Scott Shaw** (143) G Michigan State
 (from Detroit in '98 trade-down)
 6a **Nathan Strikwerda** (171) C Northwestern
 6b **John Dutton** (172) QB Nevada
 (from Detroit in '98 trade-down)
 7 **Jim Bundren** (210) G Clemson

x - Injured Reserve '98

1999

- 1a TO SAN FRANCISCO in '99 draft trade-down (24)
 1b TO DETROIT in '99 draft trade-down (27)
 2a **J.J. Johnson** (39) RB Mississippi State
 (from Detroit in '99 draft trade-down)
 2b **Rob Konrad** (43) FB Syracuse
 (from Kansas City in '99 draft trade-up)
 2c TO KANSAS CITY in '99 draft trade-up (54)
 3a TO DETROIT in '99 draft trade-down (70)
 (from Detroit in '99 draft trade-down)
 3b **x-Grey Ruegamer** (72) C Arizona State
 (from Detroit in '99 draft trade-down)
 3b TO KANSAS CITY in '99 draft trade-up (84)
 4 TO MINNESOTA for signing TE Hunter Goodwin (120)
 5a **Cecil Collins** (134) RB McNeese State
 (from San Francisco in '99 draft trade-down)
 5b **Bryan Jones** (142) LB Oregon State
 (from Detroit in '99 draft trade-down)
 5c TO SAN FRANCISCO for G Kevin Gogan (157)
 6 **Brent Bartholomew** (192) P Ohio State
 7a TO N.Y. GIANTS for RB Tyrone Wheatley (231)
 7b **y-Jermaine Haley** (232) DT Butte College
 (from Detroit in '99 draft trade-down)
 7c **z-Joe Wong** (244) T Brigham Young
 (compensatory pick from NFL)

x-did not appear in a game in '99; y-previously under contract with CFL; z-injured reserve '99

2000

- 1 TO CAROLINA in '98 draft trade-up (23)
 2 **Todd Wade** (53) T Mississippi
 3 **Ben Kelly** (84) CB Colorado
 4 **Deon Dyer** (117) FB North Carolina
 5 **Arturo Freeman** (152) S South Carolina
 6a **Ernest Grant** (167) DT Arkansas-Pine Bluff
 (from Cleveland for RB Karim Abdul-Jabbar)

- 6b TO KANSAS CITY in '99 draft trade-down (188)
 7a TO SAN FRANCISCO for QB Jim Druckenmiller (230)
 7b **x-Jeff Harris** (232) CB Georgia
 (from Chicago for P Brent Bartholomew)
 x-injured reserve '00

2001

- 1 **Jamar Fletcher** (26) CB Wisconsin
 2a **Chris Chambers** (52) WR Wisconsin
 (from Indianapolis through Dallas in '01 draft trade-up)
 2b TO DALLAS in '01 draft trade-up (56)
 3a **Travis Minor** (85) RB Florida State
 3b **Morlon Greenwood** (88) LB Syracuse
 (from Philadelphia in '01 draft trade-up)
 4 TO DALLAS in '01 draft trade-up (122)
 5 **Shawn Draper** (156) T Alabama
 6a **Brandon Winey** (164) T Louisiana State
 (from San Diego for WR Nate Jacquet)
 6b **Josh Heupel** (177) QB Oklahoma
 (from Washington for DT Barron Tanner)
 6c **Otis Leverette** (187) DE Alabama-Birmingham
 (from Philadelphia in '01 draft trade-up)
 6d **Rick Crowell** (188) LB Colorado State
 7a TO CHICAGO for TE Alonzo Mayes (208)
 (from Chicago for P Brent Bartholomew)
 7b TO WASHINGTON for P Matt Turk (224)

2002

- 1 TO NEW ORLEANS in RB Ricky Williams deal (25)
 2 TO PHILADELPHIA in '01 draft trade-up (59)
 3 **Seth McKinney** (90) C Texas A&M
 4a **Randy McMichael** (114) TE Georgia
 (from New Orleans in RB Ricky Williams deal)
 4b TO NEW ORLEANS in RB Ricky Williams deal (125)
 5a **Omare Lowe** (161) CB Washington
 5b **Sam Simmons** (170) WR Northwestern
 (compensatory pick from NFL)
 6 TO CHICAGO in QB Cade McNown deal (199)
 7a TO DALLAS for WR Jeff Ogden (237)
 7b **x-Leonard Henry** (241) RB East Carolina
 (from Chicago in QB Cade McNown deal)

x-did not appear in a game in '02

2003

- 1 TO NEW ORLEANS in RB Ricky Williams deal (18)
 2 **z-Eddie Moore** (49) LB Tennessee
 3a **Wade Smith** (78) T Memphis
 (from New England for 2nd-round pick in 2004)
 3b **x-Taylor Whitley** (87) G Texas A&M
 4 TO CAROLINA for DE Jay Williams (119)
 5a **Donald Lee** (156) TE Mississippi State
 5b **x-J.R. Tolver** (169) WR San Diego State
 (compensatory pick from NFL)
 6a **Corey Jenkins** (181) LB South Carolina
 (from Carolina in draft day trade-up)
 6b TO CHICAGO in QB Cade McNown deal (191)
 6c **Tim Provost** (209) T San Jose State
 (compensatory pick FROM NFL)
 6d **y-Yeremiah Bell** (213) S Eastern Kentucky
 (compensatory pick from NFL)
 7a TO CAROLINA in draft day trade-up (226)
 (from Washington for signing DT Jermaine Haley)
 7b TO WASHINGTON for QB Sage Rosenfels (232)
 7c TO CAROLINA in draft day trade-up (247)
 (from Tampa Bay for T Cornell Green)
 7d **z-Davern Williams** (248) DT Troy State
 (compensatory pick from NFL)

x-did not appear in a game in '03; y - Practice Squad Injured in '03;
 z - Injured Reserve in '03

2004

1a	Vernon Carey (19)	G/T	Miami (Fla.)
	(from Minnesota in 2004 draft trade-up)		
1b	TO MINNESOTA in 2004 draft trade-up (20)		
2	TO NEW ENGLAND for 3rd-round pick in 2004 (56)		
3	TO GREEN BAY in 2004 draft trade-down (87)		
4a	Will Poole (102)	CB	USC
	(from Jacksonville through Green Bay in 2004 draft trade-down)		
4b	TO MINNESOTA in 2004 draft trade-up (119)		
5a	TO BALTIMORE in 2004 draft trade-down (153)		
	(from Green Bay in 2004 draft trade-down)		

5b	TO SAN DIEGO for LB Junior Seau (154)		
5c	Tony Bua (160)	LB	Arkansas
	(from Baltimore in 2004 draft trade-down)		
6a	Rex Hadnot (174)	C	Houston
	(from Atlanta in 2004 draft trade-up)		
6b	TO ATLANTA in 2004 draft trade-up (186)		
7a	TO ATLANTA in 2004 draft trade-up (219)		
	(from New Orleans for LB Derrick Rodgers)		
7b	Tony Pape (221)	T	Michigan
7c	Derrick Pope (222)	LB	Alabama
	(from Baltimore in 2004 draft trade-down)		

ALL-TIME DRAFT BY POSITION

POSITION	NO.
Offensive Line.....	89
Defensive Line	84
Defensive Back.....	75
Linebacker	75
Running Back	68
Wide Receiver	49
Tight End	34
Quarterback	24
Kicker	6
Punter	4

FIRST ROUND BY POSITION

POSITION	TOP NO.	ALL FIRST ROUND
Offensive Line	9#	7
Defensive Line	8	8
Running Back	7*	6
Wide Receiver	4*	3
Linebacker	4&	4
Quarterback	3*	3
Defensive Back	3	4
Tight End	1*	0
Kicker/Punter	0	0

*includes one selection in second round #includes three selections in second round and one in third round
& includes two selections in second round

FIRST-ROUND OFFENSIVE LINEMEN

When the Dolphins selected Miami G/T Vernon Carey in the first round (19th overall) this year, it marked the seventh time in team history that the Dolphins selected an offensive lineman in the first round, and the first time since 1995 when they took Houston OT Billy Milner with the 25th overall pick. It is the ninth time that they have taken an offensive lineman with their top pick, and the first time since 2002 when they tabbed Texas A&M C Seth McKinney in the third round (90th overall). In fact, it is the third time in the last five years that they have made an offensive lineman their top pick (OT Todd Wade, 2nd round in 2000). It is the highest they have taken an offense lineman since 1990 when they picked Texas A&M OT Richmond Webb with the ninth overall selection.

ALL-TIME TRADES

1966

- 1/15 LB Ron Caveness to Houston for rights to QB Billy Anderson (1965 redshirt draftee of Houston)
- 7/3 13th round pick in 1967 to Buffalo for QB George Wilson, Jr.
- 8/30 RB Jack Spikes to Buffalo for 5th round pick in 1967
- 11/10 3rd and 5th round picks in 1967 to Denver for RB Cookie Gilchrist
- 11/10 DT Jerry Oliver to Denver for 12th round pick in 1967
- 11/10 8th round pick in 1967 to Oakland for TE Bill Cronin

1967

- 4/4 T Nick DeFelice to N.Y. Jets for C Mike Hudock
- 5/4 TE Bill Cronin to Denver for DT Ray Jacobs
- 6/27 DE Earl Faison, RB Cookie Gilchrist, G Earnie Park and QB George Wilson, Jr., to Denver for RB Abner Haynes, LB Jerry Hopkins, DE Danny La Rose and 6th round pick in 1968
- 7/25 4th round pick in 1968 to Denver for LB John Bramlett
- 9/5 TE Dave Kocourek to Oakland for 8th round pick in 1968
- 9/26 8th round pick in 1968 to N.Y. Jets for QB Archie Roberts
- 12/3 QB Jon Brittenum to San Diego for 3rd round pick in 1968
- 12/27 QB John Stofa to Cincinnati for 1st and 2nd round picks in 1968;
- 12/27 QB Billy Anderson to Houston for 9th round pick in 1968

1968

- 8/19 LB Tom Erlandson to San Diego for 7th round pick in 1969
- 8/21 WR John Roderick to Oakland for 5th round pick in 1969

1969

- 3/24 LB John Bramlett, QB Kim Hammond and 5th round pick in 1970 to Boston for LB Nick Buoniconti
- 7/2 CB Mack Lamb to San Diego for G Larry Little

1970

- 1/27 1st round pick in 1970 to Cleveland for WR Paul Warfield
- 4/13 1st round pick in 1971 to Baltimore as compensation for Head Coach Don Shula
- 5/1 CB Dick Westmoreland to Minnesota for G Bookie Bolin
- 5/1 S Tom Beier to San Francisco for T/C Lance Olssen
- 5/18 WR Jack Clancy to Green Bay as compensation for TE Marv Fleming
- 8/31 8th round pick in 1971 to Pittsburgh for C Bob DeMarco
- 9/15 5th round pick in 1971 to Pittsburgh for WR Willie Richardson

1971

- 9/1 2nd round pick in 1972 to Cleveland for LB Bob Matheson
- 9/8 C Carl Mauck to San Diego for DT Tony Liscio and 4th round pick in 1972
- 11/23 QB John Stofa to Denver for 7th round pick in 1972
- 11/23 10th round pick in 1972 to Houston for DE Russell Price

1972

- 6/7 LB Dale Farley to Buffalo for DT Jim Dunaway
- 6/7 1st round pick in 1973 to Buffalo for WR Marlin Briscoe
- 8/22 DT Frank Cornish to Buffalo for G/C Howard Kindig and 5th round pick in 1973
- 8/28 T Wayne Mass to New England for 7th round pick in 1973
- 9/26 C Bob DeMarco to Cleveland for 7th round pick in 1973
- 9/26 G/C Bill Griffin to New England for 7th round pick in 1973

1973

- 8/10 CB Dave McCurry to Chicago for 9th round pick in 1974
- 8/22 QB Jim Del Gaizo to Green Bay for 2nd round picks in 1974 and 1975
- 8/27 DT Mike Kadish to Buffalo for C/G Irv Goode
- 8/29 K Jeff White to New Orleans for 7th round pick in 1974
- 5/10 WR Otto Stowe to Dallas for WR Ron Sellers and 2nd round pick in 1974
- 10/2 RB Hubert Ginn to Baltimore for FB Don Nottingham and 6th round pick in 1974

1974

- 1/25 QB Joe Theismann to Washington for 1st round pick in 1976
- 8/7 DT Larry Woods to N.Y. Jets for 6th round pick in 1975
- 8/9 WR Charley Wade to Chicago for 10th round pick in 1975
- 8/17 RB Ed Jenkins to N.Y. Giants for 14th round pick in 1975
- 8/21 G/C Howard Kindig to Washington for 10th round pick in 1975
- 8/28 6th round pick in 1975 to N.Y. Jets for T John Mooring
- 9/10 WR Bo Rather to Chicago for 3rd round pick in 1977

1975

- 1/28 CB Henry Stuckey to N.Y. Giants for 5th round pick in 1975
- 1/30 Rights to DE Karl Lorch to Washington for 10th round pick in 1976
- 5/6 WR Marlin Briscoe and RB Hubert Ginn to St. Louis for RB Donny Anderson and compensation for TE Jim McFarland
- 7/9 4th round pick in 1976 to Philadelphia for FB Norm Bulaich

- 7/23 LB Bruce Bannon to San Diego for DE Pete Lazetich
 9/7 LB Larry Ball and 5th round pick in 1976 to Detroit for 4th round pick in 1976
 9/9 WR Mel Baker to New Orleans for 7th round pick in 1976

1976

- 4/6 LB Rodrigo Barnes to St. Louis for 12th round pick in 1976
 4/6 3rd round picks in 1978 and 1979 from N.Y. Giants as compensation for signing FB Larry Csonka
 4/8 4th and 7th round picks in 1978 from Cleveland as compensation for signing WR Paul Warfield
 4/10 12th round pick in 1978 and 9th round pick in 1979 from Denver as compensation for signing RB Jim Kiick
 8/24 RB Mercury Morris to San Diego for 4th round pick in 1977
 8/24 S Jake Scott and 4th round pick in 1977 to Washington for S Bryant Salter
 9/2 6th round pick in 1977 to N.Y. Giants for LB Andy Selfridge
 9/21 3rd and 4th (obtained in Morris trade, 1976) round picks in 1977 to Houston for CB Ken Ellis

1977

- 1/21 Rights to LB Ray Nettles to Tampa Bay for 5th and 6th round picks in 1977
 2/7 6th round pick in 1977 to Tampa Bay for WR Barry Smith and T Randy Young
 7/20 11th round pick in 1978 to Seattle for DT Carl Barisich
 8/8 T Darryl Carlton to Tampa Bay for T Mike Current and 5th round pick in 1978
 8/30 5th (obtained in Carlton trade, 1977) round pick in 1978 to Tampa Bay for T Steve Young
 9/5 CB Jeris White to Tampa Bay for 5th round pick in 1978

1978

- 4/17 S Vern Roberson, WR Freddie Solomon and 1st and 5th round picks in 1978 to San Francisco for RB Delvin Williams
 5/11 TE Jim Mandich to Washington for 8th round picks in 1979 and 1980
 7/5 8th round pick in 1979 to Tampa Bay for DE Council Rudolph
 8/28 T Karl Baldischwiler to Detroit for 10th round pick in 1979
 10/10 RB Benny Malone and 5th round pick in 1980 to Washington for FB Jim Braxton and 3rd round pick in 1979

1979

- 3/22 3rd (obtained in Malone trade, 1978) round pick in 1979 to Oakland for S Neal Colzie
 4/18 3rd round pick in 1979 to Atlanta for LB Ralph Ortega
 8/21 CB Charles Cornelius to San Francisco for 11th round pick in 1980
 8/27 FB Leroy Harris to Philadelphia for 5th round pick in 1981

1980

- 8/25 RB Gary Davis and CB Norris Thomas to

Tampa Bay for FB Jimmy DuBose and 2nd round pick in 1981

- 8/28 QB Guy Benjamin to New Orleans for 4th round pick in 1981
 9/24 C Jim Langer to Minnesota for 6th round pick in 1981 and 5th round pick in 1982

1981

- 4/28 3rd round pick in 1981 and 2nd (obtained in Davis/Thomas trade, 1980) round pick in 1982 to Los Angeles for LB Bob Brudzinski; teams also exchanged 2nd round picks in 1981 (Dolphins moving down from 43rd to 56th overall)
 7/13 LB Steve Towle to Detroit for 9th round pick in 1982
 7/22 4th round pick in 1983 to Los Angeles for RB Eddie Hill
 8/18 FB Steve Howell to Philadelphia for 10th round pick in 1982
 8/31 P George Roberts to San Diego for 6th round pick in 1982

1983

- 4/26 3rd (81st overall) and 5th round picks in 1983 to Houston for 3rd (76th overall) round pick in 1983 in draft trade-up
 8/15 5th round pick in 1985 to Denver for LB Larry Evans
 8/29 P Tom Orosz to San Francisco for 12th round pick in 1984

1984

- 2/21 QB David Woodley to Pittsburgh for 3rd round pick in 1984
 3/6 C Mark Dennard to Philadelphia for 3rd round pick in 1985
 3/27 WR Duriel Harris to Cleveland for 4th round pick in 1985
 5/1 1st (26th overall) round pick and two 3rd round picks (one obtained in Woodley trade, 1984) in 1984 to Buffalo for 1st (14th overall) round pick in 1984 in draft trade-up
 8/27 CB Gerald Small to Atlanta for T Ronnie Lee and 6th round pick in 1985
 9/22 2nd round pick in 1985 to San Diego for FB Pete Johnson

1985

- 5/7 Conditional undisclosed pick in 1986 to Cincinnati for QB Bryan Clark
 8/15 Rights to WR Anthony Carter (12th round, 1983) to Minnesota for LB Robin Sendlein and 2nd round pick in 1986
 10/9 1st and 2nd (obtained in Carter trade, 1985) round picks in 1986 to Tampa Bay for LB Hugh Green

1987

- 4/28 1st (14th overall) round pick in 1987 to Minnesota for 1st (16th overall) and 5th round picks in 1987 in draft trade-down
 4/28 3rd and 5th (obtained in 1987 draft trade-down) round picks in 1987 to St. Louis for 2nd round pick in 1987 in draft trade-up
 4/28 5th (128th overall) round pick in 1987 to Kansas City for 5th (132nd overall) and 8th round picks in 1987 in draft trade-down

- 8/20 G/C Larry Lee to Denver for 8th round pick in 1988
 10/20 T Greg Koch to Minnesota for 6th round pick in 1988 and 10th round pick in 1989

1989

- 4/23 2nd (36th overall) and 3rd (65th overall) round picks in 1989 to Chicago for 1st round pick (25th overall) in 1989 in draft trade-up
 8/6 5th (120th overall) round pick in 1990 to Dallas for QB Scott Secules

1990

- 4/22 10th (262nd overall) round pick in 1990 and 4th round pick in 1991 to Washington for 5th round pick in 1990 in draft trade-up
 4/23 7th (178th overall) round pick in 1990 to Cleveland for 5th round pick in 1991
 4/23 11th (289th overall) round pick in 1990 and 2nd round pick in 1991 to San Francisco for CB Tim McKyer
 9/3 12th (331st overall) round pick in 1991 to Atlanta for NT Shawn Lee

1991

- 1/31 LB Eric Kumerow to Chicago for CB Vestee Jackson
 4/1 3rd (79th overall) round pick in 1991 to Houston for LB John Grimsley
 4/21 CB Tim McKyer to Atlanta for 3rd (60th overall) and 12th (331st overall) round picks in 1991
 4/22 5th (135th overall) and 6th (163rd overall) round picks in 1991 to Green Bay for 5th (121st overall) in 1991 in draft trade-up
 9/3 WR Randal Hill to Phoenix for 1st (seventh overall) round pick in 1992

1992

- 4/27 7th (182nd overall) round pick in 1992 to Atlanta for 7th (185th overall) and 12th (328th overall) round picks in 1992 in draft trade-down
 4/27 7th (185th overall) round pick in 1992 to L.A. Raiders for 7th (191st overall) and 11th (296th overall) round picks in 1992 draft trade-down
 5/26 RB Sammie Smith to Denver for RB Bobby Humphrey

1993

- 4/1 2nd (52nd overall) round pick in 1993 and 3rd (88th overall) round pick in 1994 to New England for WR Irving Fryar
 7/13 G Gene Williams to Cleveland for 4th (110th overall) round pick in 1994

1994

- 3/24 WR Tony Martin to San Diego for 4th (113th overall) round pick in 1994
 4/24 1st (16th overall) round pick in 1994 to Green Bay for 1st (20th overall) and 3rd (89th overall) round picks in 1994 in draft trade-down
 4/24 3rd (89th overall), 4th (115th overall) and 4th (121st overall) round picks in 1994 to Arizona for 2nd (65th overall) round pick in 1994 in draft trade-up

1995

- 3/21 WR Mark Ingram to Green Bay for 4th (116th overall) round pick in 1995
 3/29 TE Keith Jackson and 4th (116th overall) round pick to Green Bay for 2nd (53rd overall) round pick in 1995
 4/3 CB Terrell Buckley from Green Bay for past considerations
 4/4 2nd (56th overall) round pick and 3rd (87th overall) round pick in 1995 to Chicago for DE Trace Armstrong
 8/27 TE Pete Mitchell to Jacksonville for WR Mike Williams

1996

- 3/4 5th (145th overall) round pick in 1997 to N.Y. Jets for T James Brown
 4/20 2nd (49th overall) round pick in 1996 to Dallas for 2nd (60th overall) and 4th (99th overall) round picks in 1996 in draft trade-down
 4/20 2nd (60th overall) and 4th (99th overall) round picks in 1996 to Jacksonville for 3rd (79th overall), 4th (98th and 134th overall) and 5th (150th overall) round picks in 1996 in draft trade-down
 4/21 4th (98th overall) round pick in 1996 and 7th (214th overall) round pick in 1997 to Kansas City for 4th (113th and 125th overall) round picks in 1996 in draft trade-down
 8/19 RB Terry Kirby to San Francisco for 4th (123rd overall) round pick in 1997
 8/21 K Pete Stoyanovich to Kansas City for 5th (149th overall) round pick in 1997
 10/1 T Billy Milner to St. Louis for TE Troy Drayton

1997

- 4/20 4th (112th overall) round pick in 1997 to St. Louis for 4th (121st overall) and 6th (170th and 173rd overall) round picks in 1997 in draft trade-down
 4/20 4th (123rd overall) round pick in 1997 to Oakland for 5th (157th overall), 6th (166th overall) and 7th (203rd overall) round picks in 1997 in draft trade-down
 8/24 Conditional draft choice in 1998 to Green Bay for WR Qadry Ismail

1998

- 4/16 1st round pick in 2000 to Carolina for 2nd (44th overall) round pick in 1998
 4/18 1st (19th overall) round pick in 1998 to Green Bay for 1st (29th overall) and 2nd (60th overall) round picks in 1998 in draft trade-down
 4/18 2nd (60th overall) round pick in 1998 to Detroit for 3rd (79th overall), 5th (143rd overall) and 6th (172nd overall) round picks in 1998 in draft trade-down
 4/19 4th (112th overall) and 5th (142nd overall) round picks in 1998 to Philadelphia for 4th (102nd overall) round pick in 1998 in draft trade-up

1999

- 2/12 7th (231st overall) round pick in 1999 to N.Y. Giants for RB Tyrone Wheatley

- 3/1 5th (157th overall) round pick in 1999 to San Francisco for G Kevin Gogan
- 4/17 1st (24th overall) round pick in 1999 to San Francisco for 1st (27th overall) and 5th (134th overall) round picks in 1999 in draft trade-down
- 4/17 1st (27th overall) round pick in 1999 to Detroit for 2nd (39th overall), 3rd (70th overall) and 5th (142nd overall) round picks in 1999 in draft trade-down
- 4/17 2nd (54th overall) and 3rd (84th overall) round picks in 1999 and 6th round pick (188th overall) in 2000 to Kansas City for 2nd (43rd overall) round pick in 1999 in draft trade-up
- 4/17 3rd (70th overall) round pick in 1999 to Detroit for 3rd (72nd overall) and 7th (232nd overall) round picks in 1999 in draft trade-down
- 9/4 DT Barron Tanner to Washington for a 6th (177th overall) round draft choice
- 9/6 7th (230th overall) round pick in 2000 to San Francisco for QB Jim Druckenmiller
- 9/21 RB John Avery to Denver for WR Marcus Nash
- 10/19 RB Karim Abdul-Jabbar to Cleveland for 6th (167th overall) round pick in 2000

2000

- 3/9 7th (224th overall) round pick in 2001 to Washington for P Matt Turk
- 4/16 P Brent Bartholomew to Chicago for 7th (232nd overall) round pick in 2000 and 7th (208th overall) round pick in 2001
- 8/22 WR Nate Jacquet to San Diego for 6th (164th overall) round draft choice in 2001
- 8/22 7th (237th overall) round draft choice in 2002 to Dallas for WR Jeff Ogden
- 10/2 7th (208th overall) round draft choice in 2001 to Chicago for TE Alonzo Mayes

2001

- 4/21 2nd (56th overall) and 4th (122nd overall) round picks in 2001 to Dallas for 2nd (52nd overall) round pick in 2001
- 4/21 2nd (59th overall) round pick in 2002 to Philadelphia for 3rd (88th overall) and 6th (187th overall) round picks in 2001
- 8/22 6th (199th overall) round pick in 2002 and 6th (191st overall) round pick in 2003 to Chicago for QB Cade McNown and 7th (241st overall) round pick in 2002

2002

- 3/8 1st (25th overall) and 4th (125th overall) round picks in 2002 and 1st (18th overall) round pick in 2003 to New Orleans for RB Ricky Williams and 4th (114th overall) round pick in 2002
- 3/12 RB J.J. Johnson to Cleveland for conditional 7th round draft choice in 2004
- 6/13 QB Cade McNown to San Francisco for conditional 7th round pick in 2003
- 7/19 DE Al Wallace and 4th (119th overall) round pick in 2003 to Carolina for DE Jay Williams
- 8/20 T Cornell Green to Tampa Bay for 7th (247th overall) round pick in 2003
- 8/22 7th (232nd overall) round pick in 2003 to Washington for QB Sage Rosenfels

2003

- 4/16 5th (154th overall) round pick in 2004 to San Diego for LB Junior Seau
- 4/25 2nd round pick in 2004 to New England for 3rd (78th overall) round pick in 2003
- 4/27 7th (226th and 247th overall) round picks in 2003 to Carolina for 6th (181st overall) round pick in 2003 in draft trade-up
- 5/27 LB Derrick Rodgers to New Orleans for a 7th (219th overall) round pick in 2004
- 8/25 S Scott McGarrahan to Green Bay for conditional 7th round draft choice in 2006

2004

- 3/3 2nd round pick in 2005 to Philadelphia for QB A.J. Feeley
- 3/18 Cornerback Jamar Fletcher and a conditional 6th round pick in 2005 to San Diego for WR David Boston
- 4/24 1st (20th overall) and 4th (119th overall) round picks in 2004 to Minnesota for 1st (19th overall) round pick in 2004
- 4/24 3rd (87th overall) round pick to Green Bay for 4th (102nd overall) and 5th (153rd overall) picks in 2004
- 4/25 5th (153rd overall) round pick in 2004 to Baltimore for 5th (160th overall) and 7th (222nd overall) picks in 2004
- 4/25 6th (186th overall) and 7th (219th overall) round picks in 2004 to Atlanta for 7th (174th overall) round pick in 2004

DOLPHINS ON THE WEST COAST

With road games against Seattle (November 21), San Francisco (November 28) and Denver (December 12) in 2004, it marks just the second time in team history that the Dolphins will have played three games away from home on either Mountain or Pacific time zone in the same season (regular season only). The first occurred in the club's inaugural season of 1966 when they were scheduled for contests at San Diego (October 2), Oakland (October 9) and Denver (December 4). In 1999, the Dolphins played two such games during the regular season (September 13 at Denver and October 31 at Oakland), and came back to face Seattle in the playoffs at the Kingdome on January 9. They won all three of those games that year.

PLAN B FREE AGENCY

(**Boldface** indicates made active roster)

1989

PLAYERS LEFT UNPROTECTED (25): FB Woody Bennett, S Glenn Blackwood, S Bud Brown, LB Bob Brudzinski, FB Tony Burse, G/C Chris Conlin, RB Joe Cribbs, LB Tony Furjanic, T Jon Giesler, LB Hugh Green, TE Bruce Hardy, S Liffort Hobley, QB Ron Jaworski, TE Dan Johnson, LB Larry Kolic, NT Mike Lambrecht, CB Don McNeal, LB Scott Nicolas, CB Bruce Plummer, DE Chris Scott, LB Jackie Shipp, FB Chad Stark, C Dwight Stephenson, WR Jimmy Teal and CB Reyna Thompson.

PLAYERS SIGNED (11):

LB **Dave Ahrens** – signed on March 23 (from Detroit)
LB **Greg Clark** – signed on March 15 (from Chicago)
S **Steve Gage** – signed on February 13 (from Washington)
CB **Ernest Gibson** – signed on February 16 (from New England)
LB **E.J. Junior** – signed on February 25 (from Phoenix)
FB **Marc Logan** – signed on February 16 (from Cincinnati)
TE Jeff Markland – signed on April 1 (from Pittsburgh)
QB Brent Pease – signed on March 20 (from Houston)
RB Eric Starr – signed on March 31 (from Chicago)
DE Don Thorp – signed on April 1 (from Kansas City)
CB Bobby Watkins – signed on March 30 (from Detroit)

PLAYERS LOST (6):

FB Tony Burse – signed on April 1 (by Seattle)
QB **Ron Jaworski** – signed on April 1 (by Kansas City)
NT Mike Lambrecht – signed on March 15 (by N.Y. Giants)
CB Bruce Plummer – signed on March 31 (by Indianapolis)
LB **Jackie Shipp** – signed on March 21 (by L.A. Raiders)
CB **Reyna Thompson** – signed on March 30 (by N.Y. Giants)

1990

PLAYERS LEFT UNPROTECTED (19): LB Dave Ahrens, LB Dana Batiste, FB Tom Brown, LB Bob Brudzinski, T Louis Cheek, LB Greg Clark, DE Jackie Cline, CB Ernest Gibson, T Jon Giesler, LB Hugh Green, RB Lorenzo Hampton, TE Bruce Hardy, G Greg Johnson, CB William Judson, LB Barry Krauss, T Ronnie Lee, CB Don McNeal, QB Cliff Stoudt and G Tom Toth.

PLAYERS SIGNED (9):

CB Donnie Elder – signed on March 29 (from Tampa Bay)
CB **Kerry Glenn** – signed on March 30 (from N.Y. Jets)
LB Stacy Harvey – signed on April 1 (from Kansas City)
RB **Mark Higgs** – signed on March 31 (from Philadelphia)
S **Stevon Moore** – signed on March 31 (from N.Y. Jets)
LB **Cliff Odom** – signed on March 27 (from Indianapolis)
FB **Tony Paige** – signed on March 12 (from Detroit)
LB **Mike Reichenbach** – signed on March 30 (from Philadelphia)
DE **Karl Wilson** – signed on March 26 (from Phoenix)

PLAYERS LOST (11):

LB **Dave Ahrens** – signed on March 9 (by Seattle)
FB Tom Brown – signed on March 29 (by Washington)
T **Louis Cheek** – signed on March 29 (by Dallas)
LB Greg Clark – signed on April 1 (by Green Bay)
DE Jackie Cline – signed on March 29 (by Atlanta)
CB Ernest Gibson – signed on March 29 (by New England)
RB Lorenzo Hampton – signed on March 23 (by Denver)

G Greg Johnson – signed on March 3 (by Dallas)
CB William Judson – signed on March 29 (by Detroit)
T Ronnie Lee – signed on March 1 (by Atlanta)
G **Tom Toth** – signed on March 28 (by San Diego)

1991

PLAYERS LEFT UNPROTECTED (24): S Stefon Adams, TE Greg Baty, DE John Bosa, WR Andre Brown, G Roy Foster, LB Rick Graf, S African Grant, RB Mark Higgs, S Liffort Hobley, WR Jim Jensen, LB E.J. Junior, TE Brian Kinchen, LB Barry Krauss, CB Paul Lankford, FB Garrett Limbrick, CB Michael McGruder, LB Cliff Odom, WR James Pruitt, LB Mike Reichenbach, WR Scott Schwedes, RB Troy Stadford, CB Rodney Thomas, CB Sean Vanhorne and DE Karl Wilson.

PLAYERS SIGNED (5):

LB **Ned Bolcar** – signed on March 26 (from Seattle)
LB **Louis Cooper** – signed on April 1 (from Kansas City)
DE Terry Price – signed on March 11 (from Chicago)
TE Eric Sievers – signed on March 18 (from New England)
RB Don Smith – signed on April 1 (from Buffalo)

PLAYERS LOST (10):

S Stefon Adams – signed on April 1 (by L.A. Raiders)
DE John Bosa – signed on March 15 (by N.Y. Jets)
G **Roy Foster** – signed on March 18 (by San Francisco)
LB **Rick Graf** – signed on March 21 (by Houston)
TE Brian Kinchen – signed on April 1 (by Green Bay)
WR James Pruitt – signed on March 31 (by Minnesota)
RB **Troy Stadford** – signed on April 1 (by Kansas City)
CB Rodney Thomas – signed on March 21 (by L.A. Rams)
CB Sean Vanhorne – signed on March 20 (by Detroit)
DE **Karl Wilson** – signed on March 5 (by L.A. Rams)

1992

PLAYERS LEFT UNPROTECTED (25): WR Fred Banks, TE Greg Baty, LB Louis Cooper, DE Donnie Gardner, CB Kerry Glenn, LB Hugh Green, LB John Grimsley, S Liffort Hobley, S Mike Iaquaniello, WR Jim Jensen, LB E.J. Junior, NT Chuck Klingbeil, CB Paul Lankford, FB Garrett Limbrick, RB Marc Logan, CB Bruce McNorton, S Stevon Moore, LB Cliff Odom, T James Parrish, DE Terry Price, CB Pat Ray, LB Mike Reichenbach, RB Don Smith, DE Pat Swoopes and WR Mike Williams.

PLAYERS SIGNED (6):

CB **Bruce Alexander** – signed on March 26 (from Detroit)
WR **Robert Clark** – signed on March 19 (from Detroit)
DE Tim Downing – signed on February 28 (from N.Y. Giants)
LB Brian Jones – signed on April 1 (from Indianapolis)
NT Gerald Nichols – signed on March 31 (from Tampa Bay)
FB **James Saxon** – signed on March 17 (from Kansas City)

PLAYERS LOST (6):

DE Donnie Gardner – signed on March 3 (by N.Y. Jets)
RB **Marc Logan** – signed on April 1 (by San Francisco)
S **Stevon Moore** – signed on March 25 (by Cleveland)
T James Parrish – signed on February 21 (by San Diego)
DE Terry Price – signed on April 1 (by San Diego)
LB Mike Reichenbach – signed on April 1 (by San Francisco)

FREE AGENTS

(**Boldface** indicates made active roster)

1992

PLAYERS SIGNED (1):

TE Keith Jackson – signed on September 29 (from Philadelphia)

1993

PLAYERS SIGNED (4):

FB Keith Byars – signed on July 15 (from Philadelphia)

DT Mike Golic – signed on June 8 (from Philadelphia)

T Ron Heller – signed on April 20 (from Philadelphia)

WR Mark Ingram – signed on March 18 (from N.Y. Giants)

PLAYERS LOST (4):

WR Mark Clayton – signed on June 4 (by Green Bay)

TE Ferrell Edmunds – signed on March 12 (by Seattle)

G Harry Galbreath – signed on March 23 (by Green Bay)

QB Scott Secules – signed on March 22 (by New England)

1994

PLAYERS SIGNED (5):

P Jim Arnold – signed on April 25 (from Detroit)

S Gene Atkins – signed on February 18 (from New Orleans)

CB Tyrone Braxton – signed on May 13 (from Denver)

QB Bernie Kosar – signed on April 13 (from Dallas)

S Michael Stewart – signed on March 9 (from L.A. Rams)

PLAYERS LOST (5):

DE David Griggs – signed on March 24 (by San Diego)

DE Jeff Hunter – signed on April 25 (by Tampa Bay)

QB Scott Mitchell – signed on March 6 (by Detroit)

S Louis Oliver – signed on March 15 (by Cincinnati)

C Jeff Uhlenhake – signed on April 23 (by New Orleans)

1995

PLAYERS SIGNED (3):

TE Eric Green – signed on March 10 (from Pittsburgh)

WR Randal Hill – signed on March 7 (from Arizona)

QB Dan McGwire – signed on April 24 (from Seattle)

PLAYERS LOST (6):

RB Aaron Craver – signed on March 10 (by Denver)

C Jeff Dellenbach – signed on March 8 (by New England)

RB Cleveland Gary – signed on May 8 (by St. Louis)

S Chris Green – signed on June 5 (by Buffalo)

RB James Saxon – signed on June 19 (by Kansas City)

DT Craig Veasey – signed on June 2 (by Houston)

1996

PLAYERS SIGNED (6):

CB Robert Bailey – signed on March 7 (from Dallas)

WR Fred Barnett – signed on March 12 (from Philadelphia)

QB Mike Buck – signed on April 11 (from Arizona)

C Cal Dixon – signed on April 16 (from N.Y. Jets)

WR Charles Jordan – signed on March 13 (from Green Bay)

DE Daniel Stubbs – signed on April 4 (from Philadelphia)

PLAYERS LOST (4):

DE Marco Coleman – signed on March 7 (by San Diego)

LB Bryan Cox – signed on February 22 (by Chicago)

WR Irving Fryar – signed on March 19 (by Philadelphia)

CB Troy Vincent – signed on March 2 (by Philadelphia)

1997

PLAYERS SIGNED (4):

WR Lawrence Dawsey – signed on March 24 (from N.Y. Giants)

S Corey Harris – signed on March 17 (from Seattle)

TE Walter Reeves – signed on March 21 (from San Diego)

S George Teague – signed on March 20 (from Dallas)

PLAYERS LOST (1):

WR Randal Hill – signed on May 28 (by New Orleans)

1998

PLAYERS SIGNED (2):

G Kevin Donnalley – signed on February 17 (from Tennessee)

S Brock Marion – signed on March 3 (from Dallas)

PLAYERS LOST (3):

WR Qadry Ismail – signed on March 3 (by New Orleans)

G Everett McIver – signed on February 23 (by Dallas)

FB Roosevelt Potts – signed on February 26 (by Baltimore)

1999

PLAYERS SIGNED (4):

TE Hunter Goodwin – signed to offer sheet as a restricted free agent on April 8 (Minnesota declined to match offer sheet on April 9)

CB Greg Jeffries – signed on February 18 (from Detroit)

DE Rich Owens – signed on March 16 (from Washington)

FB Roosevelt Potts – signed on April 1 (from Baltimore)

PLAYERS LOST (2):

TE Frank Wainright – signed on February 26 (by Baltimore)

P Klaus Wilmsmeyer – signed on April 1 (by Carolina)

2000

PLAYERS SIGNED (4):

QB Jay Fiedler – signed on February 17 (from Jacksonville)

LB Scott Galyon – signed on February 29 (from N.Y. Giants)

G Heath Irwin – signed on February 29 (from New England)

S Brian Walker – signed on February 16 (from Seattle)

PLAYERS LOST (3):

P Tom Hutton – signed on May 16 (by Green Bay)

FB Stanley Pritchett – signed on March 14 (by Philadelphia)

S Shawn Wooden – signed on March 10 (by Chicago)

2001

PLAYERS SIGNED (6):

CB Terry Cousin – signed on March 15 (from Atlanta)

QB Ray Lucas – signed offer sheet on March 9 (from N.Y. Jets). Jets declined to match offer sheet on March 16

WR James McKnight – signed on March 16 (from Dallas)

G Todd Perry – signed on March 3 (from Chicago)

T Marcus Spriggs – signed on April 19 (from Buffalo)

WR Dedric Ward – signed on April 18 (from N.Y. Jets)

PLAYERS LOST (7):

DE Trace Armstrong – signed on March 5 (by Oakland)

G Kevin Donnalley – signed on March 16 (by Carolina)

WR Bert Emanuel – signed on March 30 (by New England)

LB Larry Izzo – signed on March 6 (by New England)
DE Rich Owens – signed on April 9 (by Kansas City)
CB Terrance Shaw – signed on March 23 (by New England)
T Richmond Webb – signed on April 30 (by Cincinnati)

2002

PLAYERS SIGNED (1):

DT Larry Chester – signed on March 5 (from Carolina)

PLAYERS LOST (7):

DE Lorenzo Bromell – signed on April 12 (by Minnesota)
CB Terry Cousin – signed on March 19 (by Carolina)
T Spencer Folau – signed on April 12 (by New Orleans)
DE Kenny Mixon – signed on March 12 (by Minnesota)
RB Lamar Smith – signed on March 25 (by Carolina)
P Matt Turk – signed on April 22 (by N.Y. Jets)
S Brian Walker – signed on March 5 (by Detroit)

2003

PLAYERS SIGNED (6):

TE Marco Battaglia – signed on March 25 (from Pittsburgh)
CB Terrell Buckley – signed on March 13 (from New England)
S Sammy Knight – signed on May 13 (from New Orleans)
KR Charlie Rogers – signed on April 11 (from Buffalo)
WR Derrius Thompson – signed on March 8 (from Washington)
DT Jeff Zgonina – signed on March 31 (from St. Louis)

PLAYERS LOST (6):

TE Desmond Clark – signed on March 3 (by Chicago)

DT Jermaine Haley – signed offer sheet on April 18 (by Washington). Dolphins declined to match offer sheet on April 25

CB Paul Miranda – signed on June 3 (by Oakland)

T Brent Smith – signed on May 6 (by N.Y. Jets)

T Marcus Spriggs – signed on June 3 (by Green Bay)

TE Jed Weaver – signed on March 14 (by San Francisco)

2004

PLAYERS SIGNED (9):

S Chris Akins – signed on March 5 (from New England)
S Antuan Edwards – signed on April 12 (from Green Bay)
CB Reggie Howard – signed on March 5 (from Carolina)
G Geno James – signed on March 5 (from Carolina)
TE John Jones – signed on March 29 (from Baltimore)
T Damion McIntosh – signed on March 16 (from San Diego)
RB Sammy Morris – signed on March 12 (from Buffalo)
T John St. Clair – signed on March 12 (from St. Louis)
WR Terrence Wilkins – signed on March 16 (from Indianapolis)

PLAYERS LOST (4):

FB Obafemi Ayanbadejo – signed on March 6 (by Arizona)
CB Terrell Buckley – signed on June 8 (by New England)
LB Tommy Hendricks – signed on March 8 (by Jacksonville)
T Todd Wade – signed on March 4 (by Houston)

2004 NFL SCHEDULE

National Football League
 280 Park Avenue, New York, NY 10017
 Phone: 212-450-2000

AMERICAN CONFERENCE

EASTERN

Buffalo
 Miami
 New England
 N.Y. Jets

SOUTHERN

Houston
 Indianapolis
 Jacksonville
 Tennessee

NORTHERN

Baltimore
 Cincinnati
 Cleveland
 Pittsburgh

WESTERN

Denver
 Kansas City
 Oakland
 San Diego

NATIONAL CONFERENCE

EASTERN

Dallas
 N.Y. Giants
 Philadelphia
 Washington

SOUTHERN

Atlanta
 Carolina
 New Orleans
 Tampa Bay

NORTHERN

Chicago
 Detroit
 Green Bay
 Minnesota

WESTERN

Arizona
 Saint Louis
 San Francisco
 Seattle

2004 NFL Schedule

(All times local)

**THURSDAY, SEPTEMBER 9

Indianapolis at New England 9:00

SUNDAY, SEPTEMBER 12

Jacksonville at Buffalo 1:00
 Detroit at Chicago 12:00
 Baltimore at Cleveland 1:00
 San Diego at Houston 12:00
 Tennessee at Miami 1:00
 Seattle at New Orleans 12:00

Cincinnati at New York Jets 1:00

Oakland at Pittsburgh 1:00

Arizona at St. Louis 12:00

Tampa Bay at Washington 1:00

Dallas at Minnesota 3:15

New York Giants at Philadelphia 4:15

Atlanta at San Francisco 1:15

Kansas City at Denver 6:30

MONDAY, SEPTEMBER 13

Green Bay at Carolina 9:00

*SUNDAY, SEPTEMBER 19

St. Louis at Atlanta 1:00

Pittsburgh at Baltimore 1:00

Houston at Detroit 1:00

Chicago at Green Bay 12:00

Denver at Jacksonville 1:00

Carolina at Kansas City 12:00

San Francisco at New Orleans 12:00

Washington at New York Giants 1:00

Indianapolis at Tennessee 12:00

Seattle at Tampa Bay 4:05

New England at Arizona	1:15	Kansas City at Jacksonville	1:00	Houston at Indianapolis	1:00
Cleveland at Dallas	3:15	Seattle at New England	1:00	Detroit at Jacksonville	1:00
Buffalo at Oakland	1:15	San Francisco at New York Jets	1:00	Kansas City at New Orleans	12:00
New York Jets at San Diego	1:15	Carolina at Philadelphia	1:00	Baltimore at New York Jets	1:00
Miami at Cincinnati	8:30	Houston at Tennessee	12:00	Seattle at St. Louis	12:00
MONDAY, SEPTEMBER 20		Pittsburgh at Dallas	3:15	Chicago at Tennessee	12:00
Minnesota at Philadelphia	9:00	Denver at Oakland	1:15	Cincinnati at Washington	4:05
**SUNDAY, SEPTEMBER 26		Minnesota at New Orleans	7:30	New York Giants at Arizona	2:15
(Open Dates: Buffalo, Carolina, New England, New York Jets)		MONDAY, OCTOBER 18		Minnesota at Green Bay	3:15
Arizona at Atlanta	1:00	Tampa Bay at St. Louis	8:00	Carolina at San Francisco	1:15
Baltimore at Cincinnati	1:00	**SUNDAY, OCTOBER 24		Buffalo at New England	8:30
Philadelphia at Detroit	1:00	(Open Dates: Houston, Pittsburgh, San Francisco, Washington)		MONDAY, NOVEMBER 15	
Houston at Kansas City	12:00	Buffalo at Baltimore	1:00	Philadelphia at Dallas	8:00
Pittsburgh at Miami	1:00	San Diego at Carolina	1:00	**SUNDAY, NOVEMBER 21	
Chicago at Minnesota	12:00	Philadelphia at Cleveland	1:00	Dallas at Baltimore	1:00
Cleveland at New York Giants	1:00	Jacksonville at Indianapolis	12:00	St. Louis at Buffalo	1:00
New Orleans at St. Louis	12:00	Atlanta at Kansas City	12:00	Arizona at Carolina	1:00
Jacksonville at Tennessee	12:00	St. Louis at Miami	1:00	Indianapolis at Chicago	12:00
San Diego at Denver	2:05	Tennessee at Minnesota	12:00	Pittsburgh at Cincinnati	1:00
Green Bay at Indianapolis	3:15	Detroit at New York Giants	1:00	New York Jets at Cleveland	1:00
San Francisco at Seattle	1:15	Chicago at Tampa Bay	1:00	Tennessee at Jacksonville	1:00
Tampa Bay at Oakland	5:30	New York Jets at New England	4:05	Detroit at Minnesota	12:00
MONDAY, SEPTEMBER 27		Seattle at Arizona	1:15	Denver at New Orleans	12:00
Dallas at Washington	9:00	Dallas at Green Bay	3:15	San Francisco at Tampa Bay	1:00
*SUNDAY, OCTOBER 3		New Orleans at Oakland	1:15	San Diego at Oakland	1:05
(Open Dates: Dallas, Detroit, Minnesota, Seattle)		MONDAY, OCTOBER 25		Miami at Seattle	1:05
New England at Buffalo	1:00	Denver at Cincinnati	9:00	Atlanta at New York Giants	4:15
Philadelphia at Chicago	12:00	*SUNDAY, OCTOBER 31		Washington at Philadelphia	4:15
Washington at Cleveland	1:00	(Open Dates: Cleveland, New Orleans, St. Louis, Tampa Bay)		Green Bay at Houston	7:30
New York Giants at Green Bay	12:00	Arizona at Buffalo	1:00	MONDAY, NOVEMBER 22	
Oakland at Houston	12:00	Detroit at Dallas	12:00	New England at Kansas City	8:00
Indianapolis at Jacksonville	1:00	Jacksonville at Houston	12:00	*THURSDAY, NOVEMBER 25	
Cincinnati at Pittsburgh	1:00	Indianapolis at Kansas City	12:00	Indianapolis at Detroit	12:30
New Orleans at Arizona	1:05	New York Giants at Minnesota	12:00	Chicago at Dallas	3:15
Atlanta at Carolina	4:05	Baltimore at Philadelphia	1:00	SUNDAY, NOVEMBER 28	
New York Jets at Miami	4:15	Cincinnati at Tennessee	12:00	Tampa Bay at Carolina	1:00
Tennessee at San Diego	1:15	Green Bay at Washington	1:00	Cleveland at Cincinnati	1:00
Denver at Tampa Bay	4:15	Atlanta at Denver	2:05	Tennessee at Houston	12:00
St. Louis at San Francisco	5:30	Carolina at Seattle	1:05	San Diego at Kansas City	12:00
MONDAY, OCTOBER 4		New England at Pittsburgh	4:15	Jacksonville at Minnesota	12:00
Kansas City at Baltimore	9:00	Oakland at San Diego	1:15	Baltimore at New England	1:00
**SUNDAY, OCTOBER 10		San Francisco at Chicago	7:30	Philadelphia at New York Giants	1:00
(Open Dates: Chicago, Cincinnati, Kansas City, Philadelphia)		MONDAY, NOVEMBER 1		Washington at Pittsburgh	1:00
Detroit at Atlanta	1:00	Miami at New York Jets	9:00	New Orleans at Atlanta	4:05
New York Giants at Dallas	12:00	*SUNDAY, NOVEMBER 7		New York Jets at Arizona	2:15
Minnesota at Houston	12:00	(Open Dates: Atlanta, Jacksonville, Green Bay, Tennessee)		Miami at San Francisco	1:15
Oakland at Indianapolis	12:00	New York Jets at Buffalo	1:00	Buffalo at Seattle	1:15
Miami at New England	1:00	Oakland at Carolina	1:00	Oakland at Denver	6:30
Tampa Bay at New Orleans	12:00	Dallas at Cincinnati	1:00	MONDAY, NOVEMBER 29	
Cleveland at Pittsburgh	1:00	Washington at Detroit	1:00	St. Louis at Green Bay	8:00
Buffalo at New York Jets	4:05	Arizona at Miami	1:00	**SUNDAY, DECEMBER 5	
Jacksonville at San Diego	1:05	Philadelphia at Pittsburgh	1:00	Cincinnati at Baltimore	1:00
Carolina at Denver	2:15	Kansas City at Tampa Bay	1:00	Minnesota at Chicago	12:00
Arizona at San Francisco	1:15	Chicago at New York Giants	4:05	New England at Cleveland	1:00
St. Louis at Seattle	1:15	New Orleans at San Diego	1:05	Arizona at Detroit	1:00
Baltimore at Washington	8:30	Seattle at San Francisco	1:05	Tennessee at Indianapolis	1:00
MONDAY, OCTOBER 11		Houston at Denver	2:15	Buffalo at Miami	1:00
Tennessee at Green Bay	8:00	New England at St. Louis	3:15	Carolina at New Orleans	12:00
*SUNDAY, OCTOBER 17		Cleveland at Baltimore	8:30	Houston at New York Jets	1:00
(Open Dates: Arizona, Baltimore, Indianapolis, New York Giants)		MONDAY, NOVEMBER 8		San Francisco at St. Louis	12:00
San Diego at Atlanta	1:00	Minnesota at Indianapolis	9:00	Atlanta at Tampa Bay	1:00
Miami at Buffalo	1:00	**SUNDAY, NOVEMBER 14		Kansas City at Oakland	1:05
Washington at Chicago	12:00	(Open Dates: Denver, Miami, Oakland, San Diego)		Denver at San Diego	1:05
Cincinnati at Cleveland	1:00	Tampa Bay at Atlanta	1:00	Green Bay at Philadelphia	4:15
Green Bay at Detroit	1:00	Pittsburgh at Cleveland	1:00	New York Giants at Washington	4:15
				Pittsburgh at Jacksonville	8:30
				MONDAY, DECEMBER 6	
				Dallas at Seattle	6:00

**SUNDAY, DECEMBER 12	
Oakland at Atlanta	1:00
New York Giants at Baltimore	1:00
Cleveland at Buffalo	1:00
New Orleans at Dallas	12:00
Detroit at Green Bay	12:00
Indianapolis at Houston	12:00
Chicago at Jacksonville	1:00
Seattle at Minnesota	12:00
Cincinnati at New England	1:00
Miami at Denver	2:05
New York Jets at Pittsburgh	4:05
San Francisco at Arizona	2:15
St. Louis at Carolina	4:15
Tampa Bay at San Diego	1:15
Philadelphia at Washington	8:30
MONDAY, DECEMBER 13	
Kansas City at Tennessee	8:00
*SATURDAY, DECEMBER 18	
Pittsburgh at New York Giants	1:30
Washington at San Francisco	2:00
Carolina at Atlanta	8:30
SUNDAY, DECEMBER 19	
Houston at Chicago	12:00
Buffalo at Cincinnati	1:00
Jacksonville at Green Bay	12:00

Minnesota at Detroit	1:00
San Diego at Cleveland	1:00
Seattle at New York Jets	1:00
Dallas at Philadelphia	1:00
St. Louis at Arizona	2:05
New Orleans at Tampa Bay	4:05
Denver at Kansas City	3:15
Tennessee at Oakland	1:15
Baltimore at Indianapolis	8:30
MONDAY, DECEMBER 20	
New England at Miami	9:00
**FRIDAY, DECEMBER 24	
Green Bay at Minnesota	2:00
SATURDAY, DECEMBER 25	
Oakland at Kansas City	4:00
Denver at Tennessee	7:30
SUNDAY, DECEMBER 26	
New York Giants at Cincinnati	1:00
Chicago at Detroit	1:00
San Diego at Indianapolis	1:00
Houston at Jacksonville	1:00
Atlanta at New Orleans	12:00
Baltimore at Pittsburgh	1:00
Carolina at Tampa Bay	1:00
New England at New York Jets	4:05
Buffalo at San Francisco	1:05

Washington at Dallas	3:15
Arizona at Seattle	1:15
Cleveland at Miami	8:30
MONDAY, DECEMBER 27	
Philadelphia at St. Louis	8:00
SUNDAY, JANUARY 2	
Miami at Baltimore	1:00
Pittsburgh at Buffalo	1:00
New Orleans at Carolina	1:00
Green Bay at Chicago	12:00
Cleveland at Houston	12:00
San Francisco at New England	1:00
Cincinnati at Philadelphia	1:00
New York Jets at St. Louis	12:00
Detroit at Tennessee	12:00
Minnesota at Washington	1:00
Tampa Bay at Arizona	2:05
Atlanta at Seattle	1:05
Indianapolis at Denver	2:15
Jacksonville at Oakland	1:15
Kansas City at San Diego	1:15
Dallas at New York Giants	8:30
* CBS-TV National Weekend	
** FOX-TV National Weekend	

2004 OPPONENTS

ARIZONA CARDINALS

Sun., Nov. 7 at Miami – 1:00 p.m. EST/FOX-TV

Address: 8701 S. Hardy Drive
Tempe, AZ 85284

Phone: (602) 379-0101

President: William V. Bidwill

V.P. – Football Operations: Rod Graves

Head Coach: Dennis Green

(11th NFL Season, 1st with Cardinals)

Career Record: 97-62

Cardinals Record: 0-0

Public Relations: Mark Dalton/Greg Gladysiewski/
Chris Melvin

Stadium (Year Opened): Sun Devil Stadium (1958)

Capacity: 73,014

Playing Surface: Grass

Division: NFC West

2003 Record: 4-12 (4th, NFC West)

Regular Season Record vs. Dolphins: 0-8

ARIZONA CARDINALS VS. MIAMI (Regular Season)

RUSHING

NAME	G	ATT.	YDS.	AVG.	TD
Emmitt Smith	3	69	228	3.3	0
Shaun King	1	6	27	4.5	0
Femi Ayanbadejo	1	1	6	6.0	0
James Hodgins	1	1	5	5.0	0

RECEIVING

NAME	G	NO.	YDS.	AVG.	TD
Emmitt Smith	3	16	90	5.6	1
Freddie Jones	2	6	49	8.2	0
Femi Ayanbadejo	1	4	49	12.3	0
Karl Williams	2	1	13	13.0	0

PASSING

NAME	G	ATT.	CMP.	YDS.	TD	INT.
Shaun King	1	15	11	147	0	1

• The Dolphins and Cardinals will meet for the ninth time in series history this season. Miami owns an 8-0 advantage, as Arizona is one of only three NFL clubs that has never beaten the Dolphins in regular season play. Miami is also undefeated against Baltimore (4-0) and Carolina (2-0).

• These teams last met on September 19, 1999 at Pro Player Stadium. Miami kicker Olindo Mare's four field goals paved the way for the Dolphins 19-16 victory. Overall, this is the Cardinals' fifth trip to South Florida.

• Arizona Head Coach Dennis Green will lead a team into Pro Player Stadium for the first time in his NFL coaching career. While at the helm in Minnesota, Green's Vikings faced the Dolphins on two occasions, both at the Hubert H. Humphrey Metrodome. The Vikings were the victors in both games.

BALTIMORE RAVENS

Sun., Jan. 2, 2005 at Baltimore - 1:00 p.m. EST/
CBS-TV

Address: 11001 Owings Mills Blvd.
Owings Mills, MD 21117

Phone: (410) 654-6200

Owner: Stephen J. Bisciotti

President: Richard W. Cass

G.M. & Exec. Vice President: Ozzie Newsome

Head Coach: Brian Billick
(6th NFL Season, 6th with Ravens)

Career Record: 47-33

Ravens Record: 47-33

Public Relations: Kevin Byrne/Chad Steele/
Francine Lubera/ Marisol M. Renner

Stadium (Year Opened): M&T Bank Stadium (1998)

Capacity: 69,084

Playing Surface: Momentum Turf

Division: AFC North

2003 Record: 10-6 (1st, AFC North; lost in first
round of playoffs)

Regular Season Record vs. Dolphins: 0-4

Playoff Record vs. Dolphins: 1-0



BALTIMORE RAVENS VS. MIAMI (Regular Season)

RUSHING

NAME	G	ATT.	YDS.	AVG.	TD
Jamal Lewis	3	51	214	4.2	0
Kordell Stewart	1	2	17	8.5	0
Chester Taylor	2	5	22	4.4	0
Alan Ricard	2	2	8	4.0	0
Anthony Wright	1	4	4	1.0	0

RECEIVING

NAME	G	NO.	YDS.	AVG.	TD
Todd Heap	2	9	70	7.8	0
Travis Taylor	3	7	69	9.9	1
Chester Taylor	2	6	29	4.8	0
Jamal Lewis	3	3	48	16.0	0
Terry Jones, Jr.	2	2	22	11.0	0
Ron Johnson	2	1	5	5.0	0

PASSING

NAME	G	ATT.	CMP.	YDS.	TD	INT.
Anthony Wright	1	25	14	112	0	2
Kordell Stewart	1	35	11	82	0	3

• With a 9-6 overtime victory over the Ravens in 2003, Miami now leads the all-time series 4-1, having won all four regular season matchups. Baltimore claimed the only postseason contest in this series with a 20-3 triumph on January 13, 2002.

• Including playoffs, this will mark the fifth straight season in which the Dolphins and Ravens have faced one another. Miami defeated Baltimore 19-6 on September 17, 2000, dropped a 20-3 decision to the Ravens in the divisional round of the 2001 playoffs, avenged that loss with a 26-7 victory on November 17, 2002 and followed that game up

with another victory in last season's meeting.

• The Dolphins will journey to Baltimore for just the second time in this series. Prior to this season, Miami's lone road game against the Ravens occurred on October 19, 1997 when the Dolphins recorded a 24-13 decision at Memorial Stadium.

• Miami's five consecutive contests against Baltimore is the team's longest active streak against a non-divisional opponent since they faced the Oakland Raiders once a year over the course of seven straight seasons from 1996 through 2002, including one postseason meeting following the 2000 season. In addition, the three regular season meetings in a row with Baltimore is the Dolphins' longest active regular season streak against a team outside of the AFC East since they squared off with the Raiders each year from 1996-99.

BUFFALO BILLS

Sun., Oct. 17 at Buffalo - 1:00 p.m. EDT/CBS-TV
Sun., Dec. 5 at Miami - 1:00 p.m. EST/CBS-TV

Address: One Bills Drive
Orchard Park, NY 14127-2296

Phone: (716) 648-1800

President: Ralph C. Wilson, Jr.

President/General Manager: Tom Donahoe

Head Coach: Mike Mularkey
(1st NFL season, 1st with Bills)

Career Record: 0-0

Bills Record: 0-0

Public Relations: Scott Berchtold/Bill Hudock/
Chris Jenkins

Stadium (Year Opened): Ralph Wilson Stadium (1973)

Capacity: 73,967

Playing Surface: AstroPlay

Division: AFC East

2003 Record: 6-10 (3rd, AFC East)

Regular Season Record vs. Dolphins: 27-48-1

Playoff Record vs. Dolphins: 3-1



BUFFALO BILLS VS. MIAMI (Regular Season)

RUSHING

NAME	G	ATT.	YDS.	AVG.	TD
Travis Henry	5	105	454	4.3	2
Drew Bledsoe	20	35	95	2.7	1
Eric Moulds	16	2	23	11.5	0
Joe Burns	4	6	22	3.7	0
Travis Brown	2	1	5	5.0	0
Brian Moorman	6	1	-6	-6.0	0

RECEIVING

NAME	G	NO.	YDS.	AVG.	TD
Eric Moulds	16	52	919	17.7	9
Bobby Shaw	2	10	102	10.2	0
Josh Reed	4	5	41	7.0	0
Mark Campbell	2	4	56	14.0	0
Travis Henry	5	4	38	9.5	0
Daimon Shelton	2	1	19	19.0	0
Joe Burns	4	1	6	6.0	0

PASSING

NAME	G	ATT.	CMP.	YDS.	TD	INT.
Drew Bledsoe	20	707	378	4909	24	28
Travis Brown	2	37	18	242	1	2
Travis Henry	4	1	0	0	0	1

• After having swept the season series in 2003, the Dolphins have now done so in three of the past four years (2000-01; 2003) with the Bills capturing both games in 2002. In fact, the past five seasons have resulted in sweeps, as the Bills also captured the 1999 series. Miami has now won six of the last eight meetings and leads the all-time series by a 49-30-1 margin.

• The Dolphins season sweep in 2003 was their 19th time winning both regular season contests in the 38-year history of the series. The Bills have won both games on eight occasions, most recently in 2002, while the teams have split 11 times.

• With a 20-3 win at Ralph Wilson Stadium on December 21, 2003, the Dolphins improved their all-time regular season record in Buffalo to 22-16. The Bills hold the postseason edge at home by a 2-0 margin.

• By handing the Bills a 17-7 loss at Pro Player Stadium on September 21, 2003, the Dolphins have now captured three of the past four, and seven of the last nine regular season contests in this series played in Miami. Overall, the Dolphins are 26-11-1 against the Bills at home during the regular season, and 1-1 in postseason games played in Miami.

• Miami set the NFL record for consecutive wins over one team with 20 against Buffalo, from 1970-79.

CINCINNATI BENGALS

Sun., Sept. 19 at Cincinnati – 8:30 p.m. EDT/ESPN

Address: One Paul Brown Stadium
Cincinnati, OH 45202

Phone: (513) 621-3550

President: Mike Brown

Senior VP-Player Personnel: Pete Brown

Head Coach: Marvin Lewis

(2nd NFL Season, 2nd with Bengals)

Career Record: 8-8

Bengals Record: 8-8

Public Relations: Jack Brennan/P.J. Combs/
Inky Moore

Stadium (Year Opened): Paul Brown Stadium (2000)
Capacity: 65,341

Playing Surface: FieldTurf

Division: AFC North

2003 Record: 8-8 (2nd, AFC North)

Regular Season Record vs. Dolphins: 3-12

Postseason Record vs. Dolphins: 0-1

CINCINNATI BENGALS VS. MIAMI (Regular Season)

RUSHING

NAME	G	ATT.	YDS.	AVG.	TD
Jon Kitna	1	2	5	2.5	0

Peter Warrick 1 1 3 3.0 0

RECEIVING

NAME	G	NO.	YDS.	AVG.	TD
Peter Warrick	1	4	45	11.2	1
Patrick Johnson	1	2	23	11.5	0

PASSING

NAME	G	ATT.	CMP.	YDS.	TD	INT.
Jon Kitna	1	13	6	54	0	4

• This will be the first meeting between these teams since the Dolphins' 31-16 triumph at Paul Brown Stadium on October 1, 2000. Overall, Miami owns a 13-3 advantage over Cincinnati, including a 1-0 record in the postseason.

• The Dolphins have registered wins in nine consecutive meetings with the Bengals, including five straight at Cincinnati. The last Bengals win in this series came on November 20, 1977 as they defeated Miami by a 23-17 margin at Riverfront Stadium.

• This will be the fourth straight, and the sixth out of the last seven games in this series played in Cincinnati. The last time the Dolphins and Bengals met in Miami was on December 9, 1991, resulting in a 37-13 Dolphins victory.

CLEVELAND BROWNS

Sun., Dec. 26 at Miami – 8:30 p.m. EST/ESPN

Address: 76 Lou Groza Boulevard

Berea, OH 44017

Phone: (440) 891-5000

Owner: Randolph D. Learner

President & CEO: John Collins

Head Coach: Butch Davis

(4th NFL Season, 4th with Browns)

Career Record: 21-27

Browns Record: 21-27

Public Relations: Todd Stewart/Ken Mather/
Amy Palcic/Nathan Boudreaux

Stadium (Year Opened): Cleveland Browns
Stadium (1999)

Capacity: 73,200

Playing Surface: Grass

Division: AFC North

2003 Record: 5-11 (4th, AFC North)

Regular Season Record vs. Dolphins: 4-6

Postseason Record vs. Dolphins: 0-2

CLEVELAND BROWNS VS. MIAMI (Regular Season)

RUSHING

NAME	G	ATT.	YDS.	AVG.	TD
Jeff Garcia	1	2	1	0.5	0

RECEIVING

NAME	G	NO.	YDS.	AVG.	TD
NO PLAYER WITH REGULAR SEASON STATS					



PASSING

NAME	G	ATT.	CMP.	YDS.	TD	INT.
Jeff Garcia	1	20	14	133	1	0

• This will be the first meeting between the Dolphins and Browns since October 10, 1993 when Miami registered a 24-14 victory at Cleveland Stadium. Scott Mitchell came off the bench to replace an injured Dan Marino (torn Achilles' tendon) and threw a pair of touchdown passes to lead the way for the Dolphins.

• The game will break a string of 10 seasons in which Miami and Cleveland have not faced each other, the Dolphins longest active streak of not playing another NFL team in regular season or postseason play. The club's next longest layoff is five seasons, as Miami has not faced New Orleans or Pittsburgh since the 1998 season. The Dolphins and Steelers will meet on September 26, 2004.

• The Dolphins own an 8-4 advantage in this series, including a 2-0 record in the postseason. Miami has captured the last five meetings, with the Browns' last victory occurring on November 10, 1986, beating the Dolphins 26-16 at Cleveland Stadium.

• This year's game will be the first in this series played in Miami since October 8, 1989 when Pete Stoyanovich's 35-yard field goal in overtime lifted the Dolphins to a 13-10 victory at Pro Player Stadium. Overall, in regular season play, the Dolphins are 2-1 at home in this series and 4-3 in Cleveland. Both of the Dolphins' playoff wins over the Browns took place in Miami.

DENVER BRONCOS

Sun., Dec. 12 at Denver — 4:05 p.m. EST/CBS-TV

Address: 13655 Broncos Parkway
Englewood, CO 80112

Phone: (303) 649-9000

President & CEO: Pat Bowlen

Exec. VP of Foot. Ops/Head Coach: Mike Shanahan
(11th NFL Season, 9th with Broncos)

Career Record: 99-65

Broncos Record: 91-53

Public Relations: Jim Saccomano/Paul Kirk/
Mark Cicero/Rebecca Villanueva

Stadium (Year Opened): INVESCO Field at Mile
High (2001)

Capacity: 76,125

Playing Surface: Grass

Division: AFC West

2003 Record: 10-6 (2nd, AFC West; lost in
first round of playoffs)

Regular Season Record vs. Dolphins: 2-9-1

Postseason Record vs. Dolphins: 1-0

DENVER BRONCOS VS. MIAMI (Regular Season)

RUSHING

NAME	G	ATT.	YDS.	AVG.	TD
Garrison Hearst	1	26	103	4.0	0
Mike Anderson	2	11	41	3.7	0

Jake Plummer	1	2	4	2.0	0
Rod Smith	3	1	-10	-10.0	0

RECEIVING

NAME	G	NO.	YDS.	AVG.	TD
Rod Smith	3	12	142	11.8	0
Byron Chamberlain	3	7	85	12.1	0
Jed Weaver	1	4	27	6.8	0
Garrison Hearst	1	3	20	6.7	0
O.J. Santiago	1	2	65	32.5	1
Mike Anderson	2	2	53	26.5	1
Ashley Lelie	1	2	41	20.5	0

PASSING

NAME	G	ATT.	CMP.	YDS.	TD	INT.
Jake Plummer	1	27	11	112	0	4

• Miami owns a 9-3-1 advantage in this series and has won six straight regular season contests against Denver, including the most recent matchup, a 24-22 victory on October 13, 2002 at INVESCO Field at Mile High. The last Broncos regular season win over the Dolphins came on October 27, 1968, at Denver. In addition, Denver registered a 38-3 postseason triumph over Miami on January 9, 1999 in a Divisional game.

• Including postseason contests, Miami is 3-3-1 all-time in games played in Denver, but has won two straight on the road in this series. The Dolphins own a perfect 6-0 record at home against the Broncos.

• This will be the fifth regular season meeting between these teams and sixth matchup overall in the last seven seasons. Prior to 1998, the Dolphins and Broncos did not face one another since September 29, 1985.

JACKSONVILLE JAGUARS

Sat. Aug. 14, at Miami (preseason) — 7:30 p.m.
EDT/WFOR-TV

Address: One ALLTEL Stadium Place
Jacksonville, FL 32202

Phone: (904) 633-6000

Chairman and CEO: Wayne Weaver

Head Coach: Jack Del Rio

(2nd NFL Season, 2nd with Jaguars)

Career Record: 5-11

Jaguars Record: 5-11

Public Relations: Dan Edwards/Hunter Robinson/
Steve Drummond

Stadium (Year Opened): ALLTEL Stadium (1995)

Capacity: 73,000

Playing Surface: Grass

Division: AFC South

2003 Record: 5-11 (T3rd, AFC South)

Regular Season Record vs. Dolphins: 1-1

Postseason Record vs. Dolphins: 1-0

JACKSONVILLE JAGUARS VS. MIAMI (Regular Season)

RUSHING

NAME	G	ATT.	YDS.	AVG.	TD
Fred Taylor	2	28	124	4.4	2

Marc Edwards	5	8	21	2.6	0
Byron Leftwich	1	5	24	4.8	1
LaBrandon Toefield	1	4	15	3.8	0
Chris Fuamatu-Ma'afala	2	4	13	3.3	0

RECEIVING

NAME	G	NO.	YDS.	AVG.	TD
Kyle Brady	9	14	186	13.3	2
Fred Taylor	2	9	66	7.3	0
Jimmy Smith	2	7	106	15.1	0
Jermaine Lewis	2	6	105	17.5	0
Troy Edwards	1	3	29	9.7	0
Marc Edwards	5	3	18	6.0	0
Matthew Hatchette	4	2	16	8.0	0
David Allen	1	1	31	31.0	0
LaBrandon Toefield	1	1	14	14.0	0
Chris Fuamatu-Ma'afala	2	1	4	4.0	0

PASSING

NAME	G	ATT.	CMP.	YDS.	TD	INT.
Byron Leftwich	1	42	24	256	0	3

• This will be Miami's third preseason meeting against Jacksonville overall and its second in as many seasons. The Jaguars lead the preseason series 2-0 after registering a 27-23 victory on August 15 of last year at ALLTEL Stadium.

• The Jaguars will be making just their second trip to Miami as both regular season games and the one postseason contest in this series took place in Jacksonville. The Dolphins first played host to the Jags during the 1995 preseason as Jacksonville registered a 24-21 win in their inaugural season.

• Jacksonville is one of three teams Miami has faced but never beaten in the preseason. In addition to their 0-2 preseason record against the Jaguars, the Dolphins are 0-1 against the Cleveland Browns and 0-1 against the N.Y. Jets.

NEW ENGLAND PATRIOTS

Sun., Oct. 10 at New England - 1:00 p.m. EDT/CBS-TV

Mon., Dec. 20 at Miami - 9:00 p.m. EST/ABC-TV

Address: Gillette Stadium

One Patriot Place

Foxboro, MA 02035

Phone: (508) 543-8200

Owner and CEO: Bob Kraft

VP of Player Personnel: Scott Pioli

Head Coach: Bill Belichick

(10th NFL Season, 5th with Patriots)

Career Record: 75-69

Patriots Record: 39-25

Media Relations: Stacey James/Michelle Murphy/

Casey O'Connell/Jared Puffer

Stadium (Year Opened): Gillette Stadium (2002)

Capacity: 68,000

Playing Surface: Grass

Division: AFC East

2003 Record: 14-2 (1st, AFC East; won Super Bowl XXXVIII)

644 • 2004 Opponents

Regular Season Record vs. Dolphins: 30-44

Playoff Record vs. Dolphins: 2-1

NEW ENGLAND PATRIOTS VS. MIAMI

(Regular Season)

RUSHING

NAME	G	ATT.	YDS.	AVG.	TD
Kevin Faulk	10	77	282	3.7	0
Corey Dillon	1	22	110	5.0	0
Tom Brady	6	15	20	1.3	0
Mike Cloud	2	8	16	2.0	0
Fred McCrary	4	2	3	1.5	0
Troy Brown	15	3	2	0.7	0
David Patten	4	1	-1	-1.0	0

RECEIVING

NAME	G	NO.	YDS.	AVG.	TD
Troy Brown	15	45	546	12.1	3
Kevin Faulk	10	26	257	9.9	1
Deion Branch	3	16	216	13.5	0
David Patten	4	11	168	15.3	2
Daniel Graham	2	8	33	4.1	0
David Givens	4	6	64	10.7	1
Christian Fauria	6	6	54	9.0	0
J.J. Stokes	2	7	95	13.6	0
Fred McCrary	4	4	12	3.0	1
Patrick Pass	6	2	29	14.5	1
Tom Brady	6	1	23	23.0	0
Corey Dillon	1	1	4	4.0	0

PASSING

NAME	G	ATT.	CMP.	YDS.	TD	INT.
Tom Brady	6	183	105	1101	6	3
Kevin Faulk	10	1	1	23	0	0
David Patten	4	1	0	0	0	0

• Miami dropped both games to the Patriots in 2003. The Dolphins began playing the Patriots twice a year during the regular season in 1967 and have swept the regular season series 13 times while New England has owned the series on five occasions. Miami and New England have split the season series 18 times. In 1966 and 1982, the teams faced off only once during the regular season, with the Patriots emerging victorious on both occasions. The Dolphins lead the regular season series, 44-30, while the Patriots hold a 2-1 advantage in postseason contests.

• Prior to last season's loss, the Dolphins had recorded victories in five straight and 12 of the previous 14 games against the Patriots at Pro Player Stadium. Overall, the Dolphins are 30-8 against the Patriots in games decided in Miami, including a 29-7 mark in the regular season. Their record versus New England at Pro Player Stadium is 12-5. The Dolphins are 15-22 against the Patriots in New England during the regular season.

• When the Dolphins host the Patriots on Monday December 20, it will mark the first time these teams will have played a December game in Miami since the 1997 season. In that contest, also played on a Monday night, New England



edged Miami, 14-12, in the final game of the regular season, forcing the Dolphins to travel to Foxboro the following week for the first round of the playoffs.

NEW ORLEANS SAINTS

Fri., Sep. 3 at New Orleans (preseason) – 8:00 p.m. EDT/WFOR-TV

Address: 5800 Airline Drive
Metairie, LA 70003

Phone: (504) 733-0255

Owner: Tom Benson

GM of Football Operations: Mickey Loomis

Head Coach: Jim Haslett

(5th NFL Season, 5th with Saints)

Career Record: 34-30

Saints Record: 34-30

Public Relations: Greg Bensel/Ricky Zeller/
Justin Macione/Nick Karl

Stadium (Year Opened): Superdome (1975)

Capacity: 66,000

Playing Surface: FieldTurf

Division: NFC South

2003 Record: 8-8 (2nd, NFC South)

Regular Season Record vs. Dolphins: 3-5

NEW ORLEANS SAINTS VS. MIAMI (Regular Season)

RUSHING

NAME	G	NO.	YDS.	AVG.	TD
Lamar Smith	2	14	38	2.7	0
Jerome Pathon	7	2	7	3.5	0
Ronney Jenkins	2	1	2	2.0	0

RECEIVING

NAME	G	NO.	YDS.	AVG.	TD
Jerome Pathon	7	15	149	9.9	0
Ernie Conwell	2	5	45	9.0	0
Lamar Smith	2	2	10	5.0	0

PASSING

NAME	G	ATT.	CMP.	YDS.	TD	INT.
NO PLAYER WITH REGULAR SEASON STATS						

- The Dolphins and Saints have faced off on 16 occasions during the preseason with Miami holding a 10-6 advantage, including a 24-10 win in their most recent meeting at the Superdome on August 28 of last year.

- This will be the seventh game in this series played in New Orleans, with Miami boasting a perfect 6-0 preseason record at the Louisiana Superdome. The Dolphins and Saints have split the eight games played in Miami, while two games have been played on neutral ground, with the Saints proving the victors both times.

- Miami and New Orleans will meet for the fifth time in the last six preseasons, having previously played in 1999-2000 and 2002-03. Prior to the 1999 contest, the last time the Dolphins had played a preseason game against the Saints came on August 27, 1991 at Baltimore's Memorial Stadium, a game in which the Saints registered a 17-3 victory.



NEW YORK JETS

Sun., Oct. 3 at Miami – 4:15 p.m. EDT/CBS-TV
Mon., Nov. 1 at New York – 9:00 p.m. EST/
ABC-TV

Address: 1000 Fulton Avenue
Hempstead, NY 11550

Phone: (516) 560-8100

Chairman and CEO: Woody Johnson

President: Jay Cross

General Manager: Terry Bradway

Head Coach: Herman Edwards

(4th NFL Season, 4th with Jets)

Career Record: 25-23

Jets Record: 25-23

Public Relations: Ron Colangelo/Doug Miller/
Jared Winley/Kristin Ianiero

Stadium (Year Opened): Giants Stadium (1976)

Capacity: 78,739

Playing Surface: Field Turf

Division: AFC East

2003 Record: 6-10 (4th, AFC East)

Regular Season Record vs. Dolphins: 38-37-1

Playoff Record vs. Dolphins: 0-1

NEW YORK JETS VS. MIAMI (Regular Season)

RUSHING

NAME	G	NO.	YDS.	AVG.	TD
Curtis Martin	17	335	1207	3.6	11
Lamont Jordan	6	14	62	4.4	0
Jerald Sowell	12	1	4	4.0	0
Chad Pennington	3	4	2	0.5	0
Wayne Chrebet	17	1	1	1.0	0
Santana Moss	5	4	-16	-4.0	0

RECEIVING

NAME	G	NO.	YDS.	AVG.	TD
Wayne Chrebet	17	64	871	13.6	7
Curtis Martin	17	40	314	7.9	1
Anthony Becht	7	18	117	6.5	1
Santana Moss	5	14	224	16.0	1
Jerald Sowell	12	9	47	5.2	0
Lamont Jordan	6	8	77	9.6	0
Justin McCareins	1	3	53	17.7	1

PASSING

NAME	G	ATT.	CMP.	YDS.	TD	INT.
Chad Pennington	3	58	41	420	1	1

- The Dolphins swept the Jets in 2003, capturing the season series for the first time since 1997. The Jets currently lead the all-time regular season series by a 38-37-1 margin. Miami is 1-0 versus the Jets in postseason play.

- After dropping eight straight games to the Jets from 1998-2001 the Dolphins have now won three of the past four meetings between these teams. The last time Miami had a winning streak longer than two games in this series was from 1996-97 as they won four consecutive games over the Jets.

- The Jets hold a 22-16 advantage in games played in New York, including a 12-7 mark at



Giants Stadium. The Dolphins are 21-16-1 in regular season play and 1-0 in the postseason against the Jets in Miami. They are 9-8 versus the Jets at Pro Player Stadium.

- Miami's 21-10 victory over the Jets on September 14 of last season was the team's first win at the Meadowlands since October 12, 1997 when the Dolphins outscored the Jets 31-20.

PITTSBURGH STEELERS

Sun., Sep. 26 at Miami – 1:00 p.m. EDT/CBS-TV

Address: UPMC Sports Performance Complex
3400 South Water Street
Pittsburgh, PA 15203

Phone: (412) 432-7800

Chairman: Daniel M. Rooney

President: Arthur J. Rooney II

Head Coach: Bill Cowher

(12th NFL Season, 12th with Steelers)

Career Record: 115-76-1

Steelers Record: 115-76-1

Public Relations: Ron Wahl/Dave Lockett

Stadium (Year Opened): Heinz Field (2001)

Capacity: 64,350

Playing Surface: Grass

Division: AFC North

2003 Record: 6-10 (2nd, AFC North)

Regular Season Record vs. Dolphins: 7-9

Postseason Record vs. Dolphins: 1-2

PITTSBURGH STEELERS VS. MIAMI

(Regular Season)

RUSHING

NAME	G	NO.	YDS.	AVG.	TD
Jerome Bettis	3	46	188	4.1	0
Duce Staley	2	25	131	5.2	0
Charlie Batch	1	2	6	3.0	0

RECEIVING

NAME	G	NO.	YDS.	AVG.	TD
Jay Riemersma	11	17	229	13.5	2
Jerome Bettis	3	3	30	10.0	0
Chris Doering	2	3	22	7.3	0
Duce Staley	2	2	1	0.5	0
Hines Ward	1	1	18	18.0	0

PASSING

NAME	G	ATT.	CMP.	YDS.	TD	INT.
Charlie Batch	1	16	8	95	0	0

- The Dolphins lead the regular season series by a 9-7 margin and the overall series 11-8, including a win in the most recent meeting in 1998, although the Steelers have won five of the last eight meetings between these teams.

- Of the 19 games played in this series, 11 have been decided in Miami, including six at Pro Player Stadium. The Dolphins are 8-3 at home versus the Steelers, including a 1-0 slate in the playoffs. They are 3-5 when playing in Pittsburgh, splitting the two postseason games they have played there. This will be the fourth straight game in this series staged at Pro Player Stadium.

- Each of the last four meetings between these teams, and seven of the 10 games overall, have been decided by seven points or less.

- Miami holds a 2-1 postseason advantage over Pittsburgh. Their two playoff victories over the Steelers came in AFC Championship games, propelling them to Super Bowls following the 1972 and 1984 seasons.

ST. LOUIS RAMS

Sun., Oct. 24 at Miami – 1:00 p.m. EDT/FOX-TV

Address: One Rams Way

St. Louis, MO 63045

Phone: (314) 982-7267

Chairman/Owner: Georgia Frontiere

Vice Chairman/Owner: Stan Kroenke

President: John Shaw

President/Football Operations: Jay Zygmunt

General Manager: Charley Arney

Head Coach: Mike Martz

(5th NFL Season, 5th with Rams)

Career Record: 43-21

Rams Record: 43-21

Public Relations: Duane Lewis/Artis Twyman/
Aaron Staenberg

Stadium (Year Opened): Edward Jones Dome
(1995)

Capacity: 66,000

Playing Surface: Astro Turf

Division: NFC West

2003 Record: 12-4 (1st, NFC West; lost in
divisional round of playoffs)

Regular Season Record vs. Dolphins: 2-7

ST. LOUIS RAMS VS. MIAMI

(Regular Season)

RUSHING

NAME	G	NO.	YDS.	AVG.	TD
Marshall Faulk	9	181	676	3.7	4
Chris Chandler	6	18	47	2.6	1

RECEIVING

NAME	G	NO.	YDS.	AVG.	TD
Marshall Faulk	9	40	340	8.5	4
Isaac Bruce	3	24	318	13.3	1
Torry Holt	1	4	111	27.8	1

PASSING

NAME	G	ATT.	CMP.	YDS.	TD	INT.
Chris Chandler	6	91	54	643	1	6

- The Dolphins hold a 7-2 advantage in this series, although the Rams won the most recent meeting by a 42-10 margin on September 30, 2001 at the Edward Jones Dome.

- This game will be the Rams' first in Miami since October 18, 1998 when the Dolphins registered a 14-0 shutout. The Dolphins are 3-1 all-time in this series in games played in Miami, including a 2-0 slate at Pro Player Stadium.

• Prior to 2001, the Rams had not beaten the Dolphins since October 3, 1976 when they handed Miami a 31-28 defeat at the Orange Bowl. In the six meetings between those two St. Louis wins, the Dolphins outscored the Rams 183-91 as they captured all six contests.

SAN FRANCISCO 49ERS

Sun., Nov. 28 at San Francisco- 4:15 p.m. EST/
CBS-TV

Address: 4949 Centennial Blvd.

Santa Clara, CA 95054

Phone: (408) 562-4949

Owner: Denise DeBartolo York

Owner: John York

General Manager: Terry Donahue

Head Coach: Dennis Erickson

(6th NFL Season, 2nd with 49ers)

Career Record: 38-42

49ers Record: 7-9

Public Relations: Kirk Reynolds/Jason Jenkins/

Kristin Johnson/Fitz Ollison

Stadium (Year Opened): 3Com Park (1958)

Capacity: 69,734

Playing Surface: Grass

Division: NFC West

2003 Record: 7-9 (3rd, NFC West)

Regular Season Record vs. Dolphins: 4-4

Postseason Record vs. Dolphins: 1-0

SAN FRANCISCO 49ERS VS. MIAMI

(Regular Season)

RUSHING

NAME	G	NO.	YDS.	AVG.	TD
Kevan Barlow	1	14	39	2.8	2
Terry Jackson	1	2	17	8.5	0
Fred Beasley	1	3	1	0.3	0
Tim Rattay	1	2	0	0.0	0

RECEIVING

NAME	G	NO.	YDS.	AVG.	TD
Kevan Barlow	1	1	14	14.0	0
Terry Jackson	1	1	13	13.0	0
Eric Johnson	1	1	12	12.0	1
Fred Beasley	1	1	9	9.0	0

PASSING

NAME	G	ATT.	CMP.	YDS.	TD	INT.
NO PLAYER WITH REGULAR SEASON STATS						

• The regular season series between these teams is tied at four games apiece. Miami won the first four meetings while San Francisco captured the next four, including the most recent match-up in 2001. The lone postseason contest occurred on January 20, 1985 as the 49ers claimed a 38-16 victory in Super Bowl XIX at Stanford Stadium.

• The Dolphins' last win in this series came on November 6, 1983 at San Francisco. Miami was led in the game by the club's first-round draft

choice that season, quarterback Dan Marino, who passed for 194 yards and two touchdowns with no interceptions en route to the Dolphins' 20-17 victory.

• This will be the first contest in the series played in Miami since the teams met on November 20, 1995, a game in which the 49ers earned a 44-20 triumph.

SEATTLE SEAHAWKS

Sun., Nov. 21 at Seattle - 4:05 p.m. EST/CBS-TV

Address: 11220 NE 53rd Street

Kirkland, WA 98033

Phone: (425) 827-9777

Chairman: Paul G. Allen

General Manager: Bob Ferguson

Head Coach: Mike Holmgren

(13th NFL Season, 6th with Seahawks)

Career Record: 116-76-0

Seahawks Record: 41-39

Public Relations: Gary Wright/Dave Pearson/

Lane Gammel/Julie Barber/Rich Gonzales

Stadium (Year Opened): Qwest Field (2002)

Capacity: 67,000

Playing Surface: FieldTurf

Division: NFC West

2003 Record: 10-6 (2nd, NFC West; lost in first round of playoffs)

Regular Season Record vs. Dolphins: 2-6

Postseason Record vs. Dolphins: 1-2

SEATTLE SEAHAWKS VS. MIAMI

(Regular Season)

RUSHING

NAME	G	NO.	YDS.	AVG.	TD
Shaun Alexander	2	25	92	3.7	0
Mack Strong	3	4	10	2.5	0
Matt Hasselbeck	1	4	9	2.3	0
Brock Huard	1	1	4	4.0	0

RECEIVING

NAME	G	NO.	YDS.	AVG.	TD
Bobby Engram	2	11	91	8.3	1
Darrell Jackson	2	7	136	19.4	1
Koren Robinson	1	3	40	13.3	1
Mack Strong	3	2	18	9.0	0
Shaun Alexander	1	1	9	9.0	0

PASSING

NAME	G	ATT.	CMP.	YDS.	TD	INT.
Matt Hasselbeck	1	28	16	230	2	0
Trent Dilfer	1	24	14	248	4	1
Brock Huard	1	11	4	30	0	0

• Miami leads the all-time series by an 8-3 margin, including a 2-1 advantage in postseason play. After handing the Seahawks a 24-20 loss at Husky Stadium on October 28, 2001, the Dolphins have now captured four of the last five regular season meetings and five of the last six contests overall, including wins in three straight games.

• The Dolphins own a 3-1 record on the road in this series and are 5-2 all-time when facing the Seahawks in Miami.

• Including playoffs, six of the last seven games these teams have played have been decided by seven points or less. The lone exception was the Dolphins' 23-0 shutout victory in the 2000 season opener staged at Pro Player Stadium.

• The Dolphins face the Seahawks as an NFC team for the first time in series history. As AFC rivals, Miami and Seattle battled in the playoffs on three occasions. The Seahawks proved the victors in the first postseason meeting on December 31, 1983. The Dolphins avenged that loss the following year and then took the lead in this playoff series with a 20-17 win in the divisional round of the 1999 postseason, the last game ever played in Seattle's Kingdome.

TAMPA BAY BUCCANEERS

Sat., Aug. 28 at Tampa Bay (preseason) - 7:00 p.m. EDT/WFOR-TV

Address: One Buccaneer Place
Tampa, FL 33607

Phone: (813) 870-2700

Owner/President: Malcolm Glazer

General Manager: Bruce Allen

Head Coach: Jon Gruden

(7th NFL Season, 3rd with Buccaneers)

Career Record: 57-39

Buccaneers Record: 19-13

Public Relations: Jeff Kamis/Zack Bolno/

Jason Wahlers/ Tony Morreale

Stadium (Year Opened): Raymond James

Stadium (1998)

Capacity: 66,321

Playing Surface: Grass

Division: NFC South

2003 Record: 7-9 (3rd, NFC South)

Regular Season Record vs. Dolphins: 3-4

TAMPA BAY BUCCANEERS VS. MIAMI (Regular Season)

RUSHING

NAME	G	NO.	YDS.	AVG.	TD
Mike Alstott	1	18	95	5.3	0
Charlie Garner	3	17	65	3.8	0
Brian Griese	3	8	36	4.5	0
Brandon Bennett	1	7	35	5.0	0
Michael Pittman	1	5	-1	-0.2	0
Joey Galloway	2	1	-3	-3.0	0

RECEIVING

NAME	G	NO.	YDS.	AVG.	TD
Ken Dilger	14	39	495	12.7	5
Charlie Garner	3	12	121	10.1	0
Joey Galloway	2	8	170	21.3	2
Rickey Dudley	4	7	58	8.3	0
Brandon Bennett	1	5	28	5.6	0
Mike Alstott	1	4	20	5.0	2
Keenan McCardell	1	3	86	28.7	2
Dave Moore	5	2	30	15.0	0

PASSING

NAME	G	ATT.	CMP.	YDS.	TD	INT.
Brian Griese	3	119	69	740	5	3
Brad Johnson	1	11	7	75	0	0
Michael Pittman	1	1	1	26	0	0

• The Dolphins lead the all-time preseason series 12-6. Twelve wins are the most Miami has recorded over any opponent in the preseason.

• This will mark the fifth straight year, the 12th time in the last 14 years and the 19th occasion overall that these teams have met in the preseason.

• In last year's August 8 matchup at Pro Player Stadium, the Buccaneers withstood a 13-point fourth quarter by the Dolphins to hold on for a 20-19 victory.

TENNESSEE TITANS

Sun., Sep. 12 at Miami - 1:00 p.m. EST/CBS-TV

Address: 460 Great Circle Road
Nashville, TN 37228

Phone: (615) 565-4000

Founder, Owner, Chairman of the Board &

CEO: K.S. "Bud" Adams

Exec. VP, GM and Director of Football Ops:

Floyd Reese

Exec. VP & Head Coach: Jeff Fisher

(10th NFL Season, 10th with Titans)

Career Record: 88-62

Titans Record: 88-62

Public Relations: Robbie Bohren/William Bryant/

Dwight Spradlin

Stadium (Year Opened): The Coliseum (1999)

Capacity: 68,804

Playing Surface: Grass

Division: AFC South

2003 Record: 12-4 (2nd, AFC South; lost in divisional round of playoffs)

Regular Season Record vs. Dolphins: 12-15

Postseason Record vs. Dolphins: 1-0

TENNESSEE TITANS VS. MIAMI (Regular Season)

RUSHING

NAME	G	NO.	YDS.	AVG.	TD
Eddie George	5	85	323	3.8	2
Steve McNair	4	25	125	5.0	0
Chris Brown	1	12	46	3.8	0
Robert Holcombe	3	20	31	1.6	0
Billy Volek	1	2	0	0.0	0

RECEIVING

NAME	G	NO.	YDS.	AVG.	TD
Derrick Mason	4	8	160	20.0	1
Eddie George	5	8	75	9.4	0
Robert Holcombe	3	4	21	5.3	0
Erron Kinney	2	4	46	11.5	1
Tyrone Calico	1	3	26	8.7	1
Chris Brown	1	1	4	4.0	0

PASSING

NAME	G	ATT.	CMP.	YDS.	TD	INT.
Steve McNair	4	98	53	633	3	5
Billy Volek	1	2	2	22	0	0

• The Dolphins have faced the Titans 28 times, including one playoff contest, and lead the all-time regular season series 15-12. Tennessee won the only postseason game, a 17-9 victory on December 24, 1978 at the Orange Bowl.

• The 27 regular season contests are the most Miami has played against a non-divisional opponent.

• Tennessee handed Miami a 31-7 defeat last season, breaking the Dolphins five-game win streak in the series.

• Overall, in regular season play, the Dolphins are 8-5 at home in this series and 7-7 when facing the Titans on the road. The last time these teams met in Miami was on November 17, 1999 as the Dolphins shut out the Titans 17-0.

• This year's matchup will mark the fourth in which these two teams have battled on opening day. The most recent meeting in a season opener occurred on September 9, 2001 when the Dolphins earned a 31-23 victory at The Coliseum. The other opening day contests took place in 1968 and 1985, with the Houston Oilers emerging victorious in both.

WASHINGTON REDSKINS

Sat., Aug. 21 at Miami (preseason) - 7:30 p.m. EDT/
WFOR-TV

Address: 21300 Redskins Park Drive
Ashburn, VA 20147

Phone: (703) 726-7000

Owner: Daniel M. Snyder

Assistant General Manager: Bobby Mitchell

Head Coach: Joe Gibbs

(13th NFL Season, 13th with Redskins)

Career Record: 124-60

Redskins Record: 124-60

Public Relations: Michelle Tessier/Pat Wixted/
Will Norman

Stadium (Year Opened): FedEx Field (1997)

Capacity: 86,484

Playing Surface: Grass

Division: NFC East

2003 Record: 5-11 (3rd, NFC East)

Regular Season Record vs. Dolphins: 3-6

Playoff Record vs. Dolphins: 1-1

WASHINGTON REDSKINS VS. MIAMI (Regular Season)

RUSHING

NAME	G	NO.	YDS.	AVG.	TD
Clinton Portis	1	18	75	4.2	0
Chad Morton	4	8	47	5.9	0
James Thrash	2	1	37	37.0	0
Mark Brunell	1	2	22	11.0	0
Tim Hasselbeck	1	2	10	5.0	0
Laveranues Coles	7	2	3	1.5	0

RECEIVING

NAME	G	NO.	YDS.	AVG.	TD
Laveranues Coles	7	23	330	14.3	5
Fred Baxter	15	9	81	9.0	1
Clinton Portis	1	6	67	11.2	0
James Thrash	3	3	65	21.7	0
Brian Kozlowski	3	3	33	11.0	0
Chad Morton	4	2	21	10.5	0
John Simon	1	2	16	8.0	0
Rod Gardner	1	1	13	13.0	0
Damerien McCants	1	1	7	7.0	0

PASSING

NAME	G	ATT.	CMP.	YDS.	TD	INT.
Mark Brunell	1	18	12	213	2	1
Tim Hasselbeck	1	30	15	150	1	1
Patrick Ramsey	1	4	1	7	0	0

• The Dolphins and Redskins have squared off 13 times in preseason play, with Miami owning a 9-4 advantage.

• The Dolphins are 6-1 at home in this preseason series while they have split the four games played in Washington. In addition, on two occasions these teams have met on neutral sites, splitting those games as well.

• The most recent preseason meeting between these teams occurred on August 8, 1998 at FedEx Field as the Dolphins edged out a 19-16 victory.

• Miami and Washington have squared off in two Super Bowls. The Dolphins won Super Bowl VII on January 14, 1973, by a 14-7 score to preserve the NFL's only perfect season. The teams battled again for the NFL crown in Super Bowl XVII on January 30, 1983, with Washington winning the contest by a 27-17 margin.

RECORD WHEN LEADING PLAYOFF GAMES

Of the 39 playoff games in the history of the Dolphins, Miami has led at the half on 15 occasions and in those 15 games, the Dolphins are 11-4. In all playoff games, Miami is 20-19.

DOLPHINS ON THE AIR

WQAM

The 2004 Miami Dolphins' season marks the eighth with WQAM (560 AM) serving as the flagship station for the Dolphins' radio network. The games also will be carried by WQAM's sister station, KISS Country (WKIS, 99.9 FM). This year the network has over 20 stations covering more than 70 markets in Florida.

Handling the play-by-play and entering his third season as "The Voice of the Dolphins" is Howard David. David spent the previous 23 years doing play-by-play for the CBS/Westwood One Radio Network, including his last six seasons as the national voice of Monday Night Football on CBS, where he was part of the radio team that aired six Super Bowls. Prior to that, David spent eight years broadcasting Sunday Night Football for the network. His radio work for CBS also included college football and basketball, as well as national events such as the U.S. Open golf and tennis championships and the Olympics, including anchoring the CBS Radio Network's coverage of the 2002 Winter Olympic Games in Salt Lake City.

In addition to his work nationally, David spent 14 years broadcasting locally in both the NFL and the NBA. He was the radio voice of the New Jersey Nets (1987-94), Milwaukee Bucks (1994-97) and Boston Celtics (1997-01), while also handling the play-by-play for the New York Jets for four seasons (1998-01).

Joining David in the booth is analyst and ex-Dolphins favorite Jim Mandich. He is in his 13th year as the color commentator on Dolphin game broadcasts and was a member of the Dolphins' 1972 club that was the NFL's only undefeated team. In his eight seasons as a Dolphins tight end (1970-77), Mandich caught 121 passes for 1,406 yards (11.6 yards per catch) with 23 touchdowns. He ranks 25th in Dolphins team history in receiving and is tied for 21st in club annals in scoring with 138 points.

In addition to his work on WQAM, Mandich also serves as a sports reporter for WPLG-TV and is a regular contributor to the station's popular "Sports Jam Live" show that airs during the football season.

WQAM is known for its outstanding sports programming, and is one of the leading sports and entertainment radio stations in the country. In addition to the Dolphins games, WQAM also broadcasts the games of the Florida Marlins, the Florida Panthers, and the University of Miami football, basketball and baseball contests. WQAM is the home of the popular "Howard David Show" in the morning, featuring the Dolphins' play-by-play broadcaster along with Steve Goldstein, followed by former Dolphin Joe Rose's morning talk show. Miami's leading talk show "The Neil Rogers Show" is heard mid-days. Dolphin analyst Jim Mandich follows Rogers with his talk show, while long-time South Florida sports personality Hank Goldberg handles the afternoon and hosts the weekly "Dave Wannstedt Show" with Dolphins Head Coach Dave Wannstedt. Former Dolphin Kim Bokamper also hosts a talk show as part of WQAM's line-up.

WQAM carries extensive Dolphins programming on game-days, beginning with a four-hour pre-game show and culminating with a two-hour post-game wrapup. WQAM also broadcasts several Dolphin player features weekly plus live broadcasts from the team's training camp and carries comprehensive Dolphins updates during the season from their on-site reporter and talk show host Orlando Alzugaray.

Following is a list of radio stations on the Dolphins Network in 2004:

Arcadia	WBGF, 93.5 FM	Disney World.....	WORL, 660 AM
Atlantic Beach	WZNZ, 1460 AM	Estero	WWCN, 770 AM
Belle Glade	WBGF, 93.5 FM	Ft. Lauderdale	WQAM, 560 AM
Blountstown	WYBT, 1000 AM	Ft. Myers	WWCN, 770 AM
Boca Raton	WQAM, 560 AM	Ft. Pierce	WQOL, 103.3 FM
Cape Coral	WWCN, 770 AM	Ft. Walton Beach	WVTJ, 610 AM
Cocoa	WMMB, 1240 AM	Gainesville	WOCN, 1370 AM
Cocoa Beach	WMMB, 1240 AM	Hialeah	WKIS, 99.5 FM
Coral Gables	WQAM, 560 AM	Hollywood	WQAM, 560 AM
Coral Springs	WKIS, 99.9 FM	Jacksonville	WZNZ, 1460 AM
Davie	WKIS, 99.9 FM	Key West	WKWF, 1600 AM
Daytona Beach	WNDB, 1150 AM	Kissimmee	WORL, 660 AM
Deerfield Beach	WQAM, 560 AM	Lake Worth	WFTL, 850 AM
Deland	WORL, 660 AM	Live Oak	WLVO, 106.1 FM
Delray Beach	WFTL, 850 AM	Marathon	WFFG, 1300 AM

MelbourneWMMB, 1240 AM
 Marco IslandWWCN, 770 AM
 MiamiWQAM, 560 AM
 MiltonWVTJ, 610 AM
 MiramarWKIS, 99.9 FM
 NaplesWWCN, 770 AM
 New Smyrna BeachWNDB, 1150 AM
 OcalaWOCA, 1370 AM
 OkeechobeeWQAM, 560 AM
 OrlandoWORL, 660 AM
 Ormond BeachWNDB, 1150 AM
 Panama CityWASG, 550 AM
 PensacolaWVTJ, 610 AM
 PlantationWKIS, 99.9 FM
 Ponte Vedra BeachWZNZ, 1460 AM
 Port CharlotteWWCN, 770 AM

Punta GordaWWCN, 770 AM
 SanfordWORL, 660 AM
 SarasotaWAMR, 1320 AM
 SebringWMMB, 1240 AM
 StuartWFTL, 850 AM
 SunriseWQAM, 560 AM
 TallahasseeWPHK, 102.3 FM
 TavaresWORL, 660 AM
 TitusvilleWNDB, 1150 AM
 Vero BeachWQOL, 103.3 FM
 West Palm BeachWFTL, 850 AM
 White CityWQOL, 103.3 FM
 WildwoodWORL, 660 AM
 Winter ParkWORL, 660 AM
 Zolfo SpringsWMMB, 1240 AM

WSUA

In 2004, Dolphins games, both home and away, will be broadcast in Spanish on WSUA (1260 AM). In addition, many of those games will also air on WSUA's sister station in Mexico City. This marks the 23rd consecutive season that Dolphins games will be broadcast in Spanish.

Rene Giraldo, who has been part of the Spanish broadcasts of Dolphins games for all 23 of those seasons, will handle the play-by-play for his 20th straight year after previously serving as a color analyst. He will be joined by color analyst Roly Martin, also a long-time member of the Dolphins' Spanish broadcast team.

PRESEASON TELEVISION

All four of the Dolphins preseason games in 2004 will be telecast on both WFOR-TV (Channel 4) in Miami-Ft. Lauderdale and WTVX (Channel 34) in West Palm Beach. WTVX (Channel 6) in Fort Myers will broadcast three of the four.

The first game will be on Saturday, August 14, when the Dolphin host the Jacksonville Jaguars at Pro Player Stadium starting at 7:30 p.m. (ET). If the game is sold out 72 hours prior to kickoff, it will be shown live in the Miami-Fort Lauderdale, West Palm Beach, and Naples-Fort Myers areas; otherwise it will be shown on a delayed basis. The same is true for the next game, on Saturday, August 21, when the Dolphins play the Washington Redskins in Miami, also at 7:30 p.m. The team's last two preseason games will be shown live, beginning on Saturday, August 28 when the Dolphins travel to Tampa Bay for a contest against the Bucs at Raymond James Stadium at 7:00 p.m. (ET), and their preseason finale on Friday, September 3, against the New Orleans Saints in the Louisiana Superdome at 8:00 p.m. (ET).

For the fourth straight season season, Craig Bolerjack will handle the play-by-play for the games on WFOR. He is a member of CBS Sports' NFL broadcast team and also has handled college football and basketball for that network as well as for ESPN. Joining Bolerjack as a color analyst will be former Dolphins great and Pro Football Hall of Famer Bob Griese, a member of ABC's lead broadcast team for college football. In addition, Nat Moore, the Dolphins' third all-time leading receiver and one of the most popular players in club history, again will handle color commentary for all four preseason games on WFOR. Kim Bokamper, a member of the WFOR Sports staff and a former Dolphins Pro Bowl linebacker, will continue in his role on WFOR's broadcast team as a sideline reporter.

DATE	OPPONENT	BROADCAST	TIME (EDT)
Sat., Aug. 14	Jacksonville	WFOR-TV; WTVX#	7:30 p.m.*
Sat., Aug. 21	Washington	WFOR-TV; WTVX#	7:30 p.m.*
Sat., Aug. 28	at Tampa Bay	WFOR-TV; WTVX	7:00 p.m.
Fri., Sept. 3	at New Orleans	WFOR-TV; WTVX#	8:00 p.m.

* Game will be broadcast live if sold out 72 hours in advance of game time; otherwise it will be shown on a tape delay basis.

Game also will be televised on WTVX (Channel 6) in Naples/Fort Myers.

FINS-TV

Forming a unique partnership between the Miami Dolphins and NBC-6, FINS-TV is a "first of its kind" broadcast that gives Dolphin fans an exclusive look at the team both on and off the field. Fifty-two weeks a year, FINS-TV offers the most comprehensive coverage of the Dolphins, taking viewers from the team's locker room to the players' living rooms. Highlights of the show include features on football strategy from inside the Dolphins coaches' meetings to following team scouts as they put the top college seniors through their paces.

Besides just X's & O's, the show also allows fans to see the Dolphins in a non-football atmosphere, as FINS-TV TV tours players' homes and follows them as they enjoy life away from the gridiron, ranging from bowling at a local lane to fishing on Biscayne Bay.

FINS-TV, the "official" show of the Miami Dolphins, airs every Saturday night at 7:00 p.m. and is hosted by NBC-6 Sports Anchor Joe Rose with contributions from reporters Lindsay Czarniak and Guy Rawlings. Jeff Tavss is the producer.

MEDIA INFORMATION

CREDENTIALS: Media representatives who do not have press credentials for the entire season (but will be working for an accredited media outlet on an immediate deadline) may request them on a single-game basis. Written credential requests must be made at least one week in advance to: Harvey Greene, Senior Vice President - Media Relations, Miami Dolphins, 7500 S.W. 30th Street, Davie, FL 33314 (954/452-7010). Reserved credentials can be picked up at the press gate, located outside Gate G of Pro Player Stadium, on the day of the game. ALL members of the media picking up credentials at the will call window must present a valid photo identification. In addition, all media members must show a valid photo identification upon entering the stadium.

PHOTOGRAPHERS: Photographers with accredited media outlets on an immediate deadline may request credentials on a single-game basis from the Dolphins' media relations department. Credentials **WILL NOT** be issued to freelance photographers unless granted special approval by the Dolphins. Field photographers are reminded to remain outside of the bench area. ALL photographers and runners are required to wear wristbands that must be obtained prior to the game in the Gate G lobby.

STILL PHOTOGRAPHY: Still photography of any kind is NOT permitted at any time in the Dolphins' locker room following both home and road games, in addition to the locker room at the team's training facility during the course of the week.

VIDEO PHOTOGRAPHY: Video photography is limited to just interviews in the Dolphins' locker room following both home and road games, in addition to the locker room at the team's training facility during the course of the week. B-roll footage is NOT permitted at any time.

PRESS BOX: To get to the Pro Player Stadium press box, enter at Gate G. Go through two sets of doors and take the elevator to the third floor. Exit elevator and the broadcast booths are to the right. For the print section, make a left and exit the broadcast booth box into the club lounge area. Go 50 yards to the staircase and go to the lower level of the club lounge. The entrance to the print press box is just beyond the bottom of the stairs. Only credentials issued by the Dolphins will be honored for admittance to Pro Player Stadium.

LOCKER ROOMS: Admission to the home and visiting locker rooms is governed by each individual team. Only media representatives with proper credentials, granting locker room access or those stamped with "Locker Room Access," will be admitted. No one will be admitted to the locker rooms prior to the game. Both teams' locker rooms are located on the ground level on the west side of the stadium. From the print press box, take the elevator to the ground level. Out of the elevator, bear right and go through the double doors to the corridor. Bear left to the Dolphins' locker room and continue past the Dolphins' locker room to reach the visitor's locker room. The Interview room is on the right.

INTERVIEW ROOM: Coach Wannstedt will hold his post-game press conference immediately following the conclusion of the game in the interview room, which is located on the ground level in the west side of the stadium.

PARKING: Press parking at Pro Player Stadium is very limited. All parking requests must be directed to Harvey Greene, Senior Vice President - Media Relations, (954/452-7010).

TELEPHONES: Any media member desiring to have their own press box telephone line must order it directly from Bonnie Edmundson, BellSouth Special Accounts at (800) 725-1688. Instruments can be ordered from the Dolphins' media relations department, (954/452-7010).

COPY TRANSMISSION: Copy transmission is available at every Dolphin home game. The transmission representative is Tim Lippman, 8467 N.W. 61st Street, Tamarac, FL 33321 (954/720-9070; FAX: 954/720-0725).

FIELD ACCESS: Only working newspaper and TV photographers and club/stadium officials are permitted on the field during the game. Press box passes will not be honored for field admittance at any time, unless authorized by the Miami Dolphins.

PRACTICE: Regular-season practice sessions usually are held at 2:00 p.m. on Wednesday, 1:30 p.m. on Thursday, and at 11:00 a.m. on Friday and Saturday (home games). Practices normally are closed to out-of-town media (and, except for the first 15 minutes, all local media) unless special permission is granted by the coaching staff. To request permission, or to arrange any interviews, contact the Dolphins' media relations department. The team locker room is open to the media for 45 minutes (lunchtime) Monday and Wednesday through Friday. The players are off on Tuesdays.

FOR MORE INFO: For more information on the Dolphins, contact the media relations department: Harvey Greene, Senior Vice President - Media Relations; Neal Gulkis, Director of Media Relations; and Gayle Baden, Executive Assistant. Office phone number is (954) 452-7010 and (954) 452-7000-switchboard.

TRAINING CAMP: The Dolphins practice at Nova Southeastern University during both the preseason and regular season. The campus is located in Davie at 7500 S.W. 30th Street.

DIRECTIONS

FT. LAUDERDALE TO TRAINING CAMP: From the north, take I-95 South to I-595 West. Take I-595 West to University Drive exit. Proceed off exit and turn left onto University Drive (going south). Go past three traffic lights to S.W. 30th Street and turn left. Entrance to facility is 300 yards on right.

MIAMI AIRPORT TO TRAINING CAMP: From the airport, take 836 West to 826 North. Follow 826 North to exit for Florida Turnpike North. Take Turnpike North to I-595 West. Take I-595 West to University Drive exit. Proceed off exit and turn left onto University Drive (going south). Go past three traffic lights to S.W. 30th Street and turn left. Entrance to facility is 300 yards on right.

FROM THE SOUTH TO TRAINING CAMP: From the south, take I-95 North to I-595 West. Take I-595 West to University Drive exit. Proceed off exit and turn left onto University Drive (going south). Go past three traffic lights to S.W. 30th Street and turn left. Entrance to facility is 300 yards on right.

FT. LAUDERDALE TO STADIUM: Take I-595 West to Florida Turnpike South. Upon approaching stadium, follow signs for "Stadium via I-95" (DO NOT take turnpike extension -exit 47 Homestead). Get off at Exit 2X (Dan Marino Blvd./199th St.). Proceed off exit and make a right onto Dan Marino Blvd. Enter through Parking Gate 4, which is on the right.

MIAMI AIRPORT TO STADIUM: Take I-95 North to Ives Dairy Road. Proceed west for five miles (name of road changes to 199th Street/Dan Marino Blvd.) and stadium is on right. Enter parking Gate 4.

COVERING THE DOLPHINS

ALL TELEPHONE NUMBERS ARE AREA CODE 305 UNLESS OTHERWISE NOTED

WRITERS REGULARLY ASSIGNED TO CLUB

JASON COLE, Miami Herald (AM), One Herald Plaza (33132-1693), 376-2387.

ARMANDO SALGUERO, Miami Herald (AM), One Herald Plaza (33132-1693), 376-2387.

ALEX MARVEZ, South Florida Sun-Sentinel (AM), 200 E. Las Olas Blvd, Fort Lauderdale (33301-2293), 954/356-4635.

MICHAEL CUNNINGHAM, South Florida Sun-Sentinel (AM), 200 E. Las Olas Blvd, Fort Lauderdale (33301-2293), 954/356-4635.

JOE SCHAD, Palm Beach Post (AM), 2751 South Dixie Highway, West Palm Beach (33405), 561/820-4440.

GREG BEDARD, Palm Beach Post (AM), 2751 South Dixie Highway, West Palm Beach (33405), 561/820-4440.

CARL KOTALA, Florida Today (AM), One Gannett Plaza, Melbourne (32940), 321/242-3694.

NEWS ORGANIZATIONS

MIAMI HERALD (AM), One Herald Plaza (33132-1693), 376-3500. S.E./Columnist-Edwin Pope, Exec. S.E.-Richard Bush, Columnist-Dan LeBatard, Greg Cote, Clark Spencer, Bob Emanuel Jr., TV Sports-Barry Jackson.

SOUTH FLORIDA SUN-SENTINEL (AM), 200 E. Las Olas Blvd., Fort Lauderdale (33301-2293), 954/356-4647. Exec. S.E.-Fred Turner, Columnist-Dave Hyde, Ethan Skolnick, Charles Bricker, Craig Barnes, Sports Business-Sarah Talalay, TV Sports-Jim Sarri.

PALM BEACH POST (AM), 2751 South Dixie Highway, West Palm Beach (33405), 561/820-4440. Exec. S.E.-Tim Burke, Columnist-Dave George, Greg Stoda, Karen Crouse, Charles Elmore.
EL HERALD (AM), One Herald Plaza (33132-1693). S.E.-Manolo Hernandez.
FLORIDA TODAY (AM), One Gannett Plaza, Melbourne (32940), 321/242-3792. S.E.-Jeff D'Alessio.
FORT MYERS NEWS PRESS (AM), P.O. Box 10, Fort Myers (33902), 941/335-0358. Exec. S.E.-Tom Hayden,
ASSOCIATED PRESS, 9100 N.W. 36th Street (33178), 594-5825. Steve Wine, Mark Long, Tim Reynolds,
Adam Yeomans, Fred Goodall 813/223-3270.
UNITED PRESS INTERNATIONAL, 7270 SW 138 Ct. (33183), 408-0900. Les Kjos.
BOCA RATON NEWS (AM), 5801 N. Congress Ave., Boca Raton (33487), 561/893-6629. S.E.-Tom Glucksmann.
DOLPHIN DIGEST (Weekly), P.O. Box 6600, (33252), 594-0508. Editor-Andy Cohen, Tom Curtis, Alain Poupart.

FLAGSHIP RADIO STATIONS

WQAM Radio (560 AM, English), 20295 N.W. 2nd Ave. (33169), 653-6796. Howard David, Jim Mandich, Kim Bokamper, Hank Goldberg, Joe Rose, Steve Goldstein, Orlando Alzugaray.
WWSA Radio (1260 AM, Spanish), 2100 Coral Way, 2nd Floor (33145), 285-1260. Roly Martin, Rene Giraldo.

TELEVISION STATIONS

WFOR-TV (CBS, Channel 4), 8900 N.W. 18th Terrace (33172) 639-4516. Jim Berry, Kim Bokamper, Jill Martin, Leo Gomez, Alex Hernandez, Ira Haber.
WTVJ-TV (NBC, Channel 6), 15000 S.W. 27th St., Miramar (33027), 954/622-6350. Exec. Sports Prod.-Mike Jenkins, Joe Rose, Guy Rawlings, Lindsay Czarniak, Bernie Rosen, Jeff Tavss, Alex Suarez, Chris Clark.
WPLG-TV (ABC, Channel 10), 3900 Biscayne Boulevard (33137), 325-2485. Sports Dir.-Jimmy Cefalo, Will Manso, John Henry Smith, Jim Mandich, Steve Zager, Henry Amor, Howard Bloom.
WSVN-TV (Fox, Channel 7), 1401 79 Street Causeway (33141), 795-2719. Steve Shapiro, Mike DiPasquale, Rod Burks, Jim Goodman, Wayne Rundell.
WLTV-TV (Spanish, Channel 23), 9405 N.W. 41st St. (33178), 471-4362. Manny de la Fe, Omar Claro.
WSCV-TV (Spanish, Channel 51), 2340 W. 8th Ave., Hialeah (33010), 889-7676. Raul Striker, Camilo Zas.
WPTV-TV (NBC, Channel 5), 1100 Banyan Blvd., West Palm Beach (33401), 561/653-5729. Sports Dir.-Ben Becker, Ryan Lieber.
WPEC-TV (CBS, Channel 12), 1100 Fairfield Drive, West Palm Beach (33407), 561/844-1212. Pat Murphy, Nick Foley.
WPBF-TV (ABC Channel 25), 3970 RCA Blvd., Suite 7007, Palm Beach Gardens (33410), 561/694-2525. Peter Dobens.
SUNSHINE NETWORK, 390 N. Orange Ave., Suite 275, Orlando (32801), 407/648-1150. Paul Kennedy, Craig Rothberg, Ned Tate.

RADIO STATIONS

WIOD Radio (610 AM)/**WRFX Radio** (940 AM), 7601 Riviera Blvd., Miramar (33023), 866/610-6397. Jason Solodkin, Dave Lamont, Scott Tovin, Jorge Sedano.
WFTL Radio (1400 AM)/**WDJA Radio** (850 AM), 6600 N. Andrews Ave., Suite 160, Ft. Lauderdale (33309), 954/315-1515. Jeff DeForrest, Jim Grieshaber.
WEFL Radio (ESPN Radio, 760 AM), 2090 Palm Beach Lakes Blvd., Suite 701, West Palm Beach (33409), 561/697-8353, 888-760-3776 (studio line). Evan Cohen, Steve Politziner, Craig Karmazin, Lance Davis, John Martin.
WFLR Radio (1400 AM), 760 E. McNab Road, Pompano Beach (33060), 954/960-1400. Frank Forte, Anita Marks, Carl Foster, Bruce Warner, Bob Page, Dino Costa, Marc Bednarczyk, Greg Depalma.
WQBA Radio (1140 AM), 800 Douglas Rd., Annex Building, Coral Gables (33145). 441-1140. Armando Fernandez Lima.
WSBR Radio (740 AM), 5700 N. Federal Highway, Boca Raton (33468), 561/997-0074.
WJNO Radio (1230AM), P.O. Box 189, West Palm Beach (33412), 561/838-4300.

MEDIA WEB SITE

To further assist the media, the Dolphins have created a Media-Specific Web Site, located at www.media.miamidolphins.com. Through this site, accredited media ONLY will be able to download feature news-clip files of current and former Dolphin player and coaches, gamebooks from past Dolphin games, transcripts from press conferences and much more. In addition, hundreds of photographs are available on the site for publication purposes. This site can be used 24 hours a day via your home, office or lap top computer. For more information on how to access this web site, contact the Dolphins at media@miamidolphins.com.

2004 NFL PRESEASON SCHEDULE

2004 NFL Preseason Schedule

(All times local)

MONDAY, AUGUST 9

(Hall of Fame Game, Canton Ohio)

Denver vs. Washington, ABC-TV 7:00

THURSDAY, AUGUST 12

Atlanta at Baltimore, ESPN 8:00

Chicago at St. Louis 7:00

FRIDAY, AUGUST 13

Kansas City at New York Giants 8:00

New York Jets at New Orleans 7:00

Philadelphia at New England 8:00

SATURDAY, AUGUST 14

Cincinnati at Tampa Bay 7:00

Jacksonville at Miami 7:30

Pittsburgh at Detroit 7:30

Arizona at Minnesota 7:00

Carolina at Washington 8:00

Cleveland at Tennessee 7:00

Dallas at Houston 7:00

Oakland at San Francisco 5:00

Indianapolis at San Diego 7:00

SUNDAY, AUGUST 15

Denver at Buffalo 7:00

MONDAY, AUGUST 16

Seattle at Green Bay, ESPN 7:00

THURSDAY, AUGUST 19

New York Giants at Carolina, FOX 8:00

FRIDAY, AUGUST 20

Baltimore at Philadelphia, CBS-TV 8:00

Minnesota at Atlanta 7:30

Tampa Bay at Jacksonville 7:30

SATURDAY, AUGUST 21

Detroit at Cleveland 4:30

N.Y. Jets at Indianapolis, ESPN 7:00

Tennessee at Buffalo 7:00

Houston at Pittsburgh 7:30

New England at Cincinnati 7:30

Washington at Miami 7:30

New Orleans at Green Bay 7:00

San Francisco at Chicago 7:30

Dallas at Oakland 6:00

Denver at Seattle 7:00

San Diego at Arizona 7:00

MONDAY, AUGUST 23

St. Louis at Kansas City, ABC-TV 7:00

THURSDAY, AUGUST 26

Pittsburgh at Philadelphia, ESPN 8:00

FRIDAY, AUGUST 27

Washington at St. Louis, FOX 7:00

New York Giants at New York Jets 7:00

Green Bay at Jacksonville 8:00

San Francisco at Minnesota 7:00

New Orleans at Chicago 7:30

Houston at Denver 7:00

Seattle at San Diego 7:00

SATURDAY, AUGUST 28

New England at Carolina, CBS-TV 8:00

Miami at Tampa Bay 7:00

Cincinnati at Atlanta 7:30

Buffalo at Indianapolis 7:00

Cleveland at Kansas City 7:00

Detroit at Baltimore 8:00

Oakland at Arizona 7:00

MONDAY, AUGUST 30

Tennessee at Dallas, ABC 7:00

THURSDAY, SEPTEMBER 2

Jacksonville at New England 6:45

Baltimore at New York Giants 7:00

Carolina at Pittsburgh 7:00

Buffalo at Detroit 8:00

Kansas City at Dallas 7:00

Tampa Bay at Houston 7:00

Arizona at Denver 7:00

Minnesota at Seattle 6:00

St. Louis at Oakland 7:00

San Diego at San Francisco 8:00

FRIDAY, SEPTEMBER 3

Atlanta at Washington 7:00

Philadelphia at New York Jets 7:00

Indianapolis at Cincinnati 7:30

Chicago at Cleveland 8:00

Green Bay at Tennessee 7:00

Miami at New Orleans 8:00

CAMP DOLPHINS 2004

The Miami Dolphins will open the 39th training camp in team history under fifth-year Head Coach Dave Wannstedt as players report to the team's Nova Southeastern University training facility on Friday, July 30. The first practice will take place the following day, on July 31.

Most practices are open to the public. Admission is FREE. The Dolphins will be in Houston, Texas from Friday, August 6 - Saturday, August 7 for practices and a scrimmage with the Texans. Two practices will be held on August 6 while a morning practice is slated for August 7 with an afternoon scrimmage set for that same day at Reliant Stadium. The last open practice for the general public is on Thursday, August 19. The Dolphins also will be holding two night practices this year; on August 10 and August 17. Including the practices with the Texans, the Dolphins will have nine days of two-day practices in 2004.

Please note that practice times can change. For updated information, please call the Camp Dolphins hotline at (954) 452-7004.

SATURDAY, JULY 31

9:00 - 10:45 a.m.

4:15 - 6:00 p.m.

SUNDAY, AUGUST 1

9:00 - 10:45 a.m.

4:15 - 6:00 p.m.

MONDAY, AUGUST 2

4:15 - 6:00 p.m.

TUESDAY, AUGUST 3

9:00 - 10:45 a.m.

4:15 - 6:00 p.m.

WEDNESDAY, AUGUST 4

9:00 - 10:45 a.m.

FRIDAY, AUGUST 6 (in Houston)

9:00 - 10:45 a.m. (w/Texans)*

3:00 - 4:45 p.m. (w/Texans)*

SATURDAY, AUGUST 7 (in Houston)

9:00 - 10:45 a.m. (w/Texans)*

3:00 p.m. (scrimmage w/Texans)*

MONDAY, AUGUST 9

4:15 - 6:00 p.m.

TUESDAY, AUGUST 10

9:00 - 10:45 a.m.

7:00 - 9:00 p.m.

WEDNESDAY, AUGUST 11

4:15 - 6:00 p.m.

THURSDAY, AUGUST 12

9:00 - 10:45 a.m.

4:15 - 6:00 p.m.

FRIDAY, AUGUST 14

Dolphins vs. Jacksonville at Pro Player Stadium, 7:30 p.m.

MONDAY, AUGUST 16

4:15 - 6:00 p.m.

TUESDAY, AUGUST 17

9:00 - 10:45 a.m.

7:00 - 9:00 p.m.

WEDNESDAY, AUGUST 18

4:15 - 6:00 p.m.

THURSDAY, AUGUST 19

9:00 - 10:45 a.m.

4:15 - 6:00 p.m.

*Practice and scrimmage times with Texans are approximate.

No practices are scheduled for August 5, 8, 13 and 15.

FUTURE DOLPHINS SCHEDULES

On August 15, 2001, the NFL announced its scheduling rotation for the next eight seasons (2002-2009). These eight-season schedules will take each team through a cycle of games — home and away — against every other team in the league. In these eight seasons, every team will play every other team at least twice — once home and once away.

Under the new formula, every team within a division will play 16 games as follows:

- Home and away against its three division opponents (6 games).
- The four teams from another division within its conference on a rotating three-year cycle (4 games).
- The four teams from another division in the other conference on a rotating four-year cycle (4 games).
- Two intraconference games based on the prior year's standings. These games will match a first-place team against the first-place teams in the two same-conference divisions the team is not scheduled to play that season. The second-place, third-place and fourth-place teams in a conference will be matched in the same way each year.

2005

Intraconference by Division	Home Denver Kansas City	Away Oakland San Diego
Interconference by Division	Atlanta Carolina	New Orleans Tampa Bay
Intraconference by Position	AFC-South	AFC-North

2006

Intraconference by Division	Home Jacksonville Tennessee	Away Houston Indianapolis
Interconference by Division	Green Bay Minnesota	Chicago Detroit
Intraconference by Position	AFC-West	AFC-North

2007

Intraconference by Division	Home Baltimore Cincinnati	Away Cleveland Pittsburgh
Interconference by Division	Dallas N.Y. Giants	Philadelphia Washington
Intraconference by Position	AFC-West	AFC-South

2008

Intraconference by Division	Home Oakland San Diego	Away Denver Kansas City
Interconference by Division	San Francisco Seattle	Arizona St. Louis
Intraconference by Position	AFC-North	AFC-South

2009

Intraconference by Division	Home Houston Indianapolis	Away Jacksonville Tennessee
Interconference by Division	New Orleans Tampa Bay	Atlanta Carolina
Intraconference by Position	AFC-North	AFC-West

MEDICAL GLOSSARY

AC Joint – Acromioclavicular joint; joint of the shoulder where acromion process of the scapula and the distal end of the clavicle meet; most shoulder separations occur at this point.

Abduct – Movement of any extremity away from the midline of the body. This action is achieved by an abductor muscle.

Abrasion – Any injury which rubs off the surface of the skin.

Abscess – An infection which produces pus; can be the result of a blister, callus, penetrating wound or laceration.

Adduct – Movement of an extremity toward the midline of the body. This action is achieved by an adductor muscle.

Achilles' Tendon – The tendon at the back of the heel.

Adhesion – Abnormal adherence of collagen fibers to surrounding structures during immobilization following trauma or as a complication of surgery which restricts normal elasticity of the structures involved.

Aerobic – Exercise in which energy needed is supplied by oxygen inspired and is required for sustained periods of vigorous exercise with a continually high pulse rate.

Anabolic Steroids – Steroids that promote tissue growth by creating protein in an attempt to enhance muscle growth. The main anabolic steroid is testosterone (male sex hormone).

Anaerobic – Exercise without use of oxygen as an energy source; short bursts of vigorous exercises.

Anaphylactic Shock – Shock that is caused by an allergic reaction.

Anterior Compartment Syndrome – Condition in which swelling within the anterior compartment of the lower leg jeopardizes the viability of muscles, nerves and arteries that serve the foot. In severe cases, emergency surgery is necessary to relieve the swelling and pressure.

Anterior Cruciate Ligament (ACL) – A primary stabilizing ligament within the center of the knee joint that prevents hyperextension and excessive rotation of the joint. A complete tear of the ACL necessitating reconstruction could require up to 12 months of rehabilitation.

Anterior Talofibular Ligament – A ligament of the ankle that connects the fibula (lateral ankle bone) to the talus. This ligament is oft times subject to sprain.

Anti-Inflammatory – Any agent which prevents inflammation, such as aspirin or ibuprofen.

Anteriogram – A film demonstrating arteries after injection of a dye.

Arthrogram – X-ray technique for joints using air and/or dye injected into the affected area; useful in diagnosing meniscus tears of the knee and rotator cuff tears of the shoulder.

Arthroscope – An instrument used to visualize the interior of a joint cavity.

Arthroscopy – A surgical examination of the internal structures of a joint by means for viewing through an arthroscope. An arthroscopic procedure can be used to remove or repair damaged tissue or as a diagnostic procedure in order to inspect the extent of any damage or confirm a diagnosis.

Articular Cartilage – Cartilage lining the opposing surfaces of bones.

Aspiration – The withdrawal of fluid from a body cavity by means of a suction or siphonage apparatus, such as a syringe.

Atrophy – To shrivel or shrink from disuse, as in muscular atrophy.

Avascular Necrosis – Death of a part due to lack of circulation.

Avulsion – The tearing away, forcibly, of a part or structure.

Baker's Cyst – Localized swelling of a bursa sac in the posterior knee as a result of fluid that has escaped from the knee capsule. A Baker's cyst indicates that there is a trauma inside the knee joint that leads to excessive fluid production.

Bone Scan – An imaging procedure in which a radioactive-labeled substance is injected into the body to determine the status of a bony injury. If the radioactive substance is taken up the bone at the injury site, the injury will show as a "hot spot" on the scan image. The bone scan is particularly useful in the diagnosis of stress fractures.

Brachial Plexus – Network of nerves originating from the cervical vertebrae and running down to the shoulder, arm, hand, and fingers.

Bruise – A discoloration of the skin due to an extravasation of blood into the underlying tissues.

Burner – Common term for brachial plexus trauma in the neck. Usually results in burning or tingling sensation into the shoulder or arm when the neck is forced beyond the normal range of motion.

Bursa – A fluid-filled sac that is located in areas where friction is likely to occur, then minimizes the friction; for example between a tendon and bone.

Capsule – An enclosing structure which surrounds the joint and contains ligaments which stabilize that joint.

Cartilage – Smooth, slippery substance preventing two ends of bones from rubbing together and grating.

CAT Scan – Use of a computer to produce a cross sectional view of the anatomical part being investigated from X-ray data.

Cellulitis – Inflammation of cellular or connective tissue.

Cervical Vertebrae – Group of seven vertebrae located in the neck.

Charley Horse – A contusion or bruise to any muscle resulting in intramuscular bleeding. No other injury should be called a charley horse.

Chondral Fracture – Fracture to the chondral (cartilaginous) surfaces of bone.

Chondromalacia – A roughening of the cartilage surface. Best known for the roughening of the underside of the kneecap.

Clavical – The collar bone; the bone connecting the breastbone with the shoulder blade.

Colles' Fracture – A fracture of the distal end of the radius with the lower end being displaced backward.

Concentric Muscle Contraction – A shortening of the muscle as it develops tension and contracts to move a resistance.

Concussion – Jarring injury of the brain resulting in dysfunction. It can be graded as mild, moderate or severe depending on loss of consciousness, amnesia and loss of equilibrium.

Contusion – An injury to a muscle and tissues caused by a blow from a blunt object.

Cortical Steroids – Used to suppress joint inflammation.

Cortisone – An anti-inflammatory medication.

Costochondral – Cartilage that separates the bones within the rib cage.

Cryokinetics – Treatment with cold and movement.

Cryotherapy – A treatment with the use of cold.

Cyst – Abnormal sac containing liquid or semi-solid matter.

Debridement – The removal of foreign material and dead or damaged tissue.

Degenerative Joint Disease – Changes in the joint surfaces as a result of repetitive trauma.

Deltoid Ligament – Ligament that connects the tibia to bones of the medial aspect of the foot and is primarily responsible for stability of the ankle on the medial side. Is sprained less frequently than other ankle ligaments.

Deltoid Muscle – Muscles at top of the arm, just below the shoulder, responsible for shoulder motions to the front, side and back.

Disc, Intervertebral – A flat, rounded plate between each vertebrae of the spine. The disc consists of a thick fiber ring which surrounds a soft gel-like interior. It functions as a cushion and shock absorber for the spinal column.

Dislocation – Complete displacement of joint surfaces.

Eccentric Muscle Contraction – An overall lengthening of the muscle as it develops tension and contracts to control motion performed by an outside force; oft times referred to a "negative" contraction in weight training.

Eccymosis – Bleeding into the surface tissue below the skin, resulting in a "black and blue" effect.

Edema – Accumulation of fluid in organs and tissues of the body; swelling.

Effusion – Accumulation of fluid, in various spaces in the body, or the knee itself. Commonly, the knee has an effusion after an injury.

Electrical Galvanic Stimulation (EGS) – An electrical therapeutic modality that sends a current to the body at select voltages and frequencies in order to stimulate pain receptors, disperse edema, or neutralize muscle spasms among other functional applications.

Electromyogram (EMG) – Test to determine nerve function.

Epicondylitis – Inflammation in the elbow due to overuse.

Ethyl Chloride – "Cold spray," a chemical coolant sprayed onto an injury site to produce a local, mild anesthesia.

Fascia – A connective tissue sheath consisting of fibrous tissue and fat which unites the skin to the underlying tissues.

Fat Percentage – The amount of body weight that is adipose, fat tissue. Fat percentages can be calculated by underwater weighing, measuring select skinfold thickness, or by analyzing electrical impedance.

Femur – Thigh bone; longest bone in the body.

Fibula – Smaller of the two bones in the lower leg; runs from knee to the ankle along the outside of the lower leg.

Flexibility – The ability of muscle to relax and yield to stretch forces.

Flexibility Exercise – General term used to describe exercise performed by a player to passively or actively elongate soft tissue without the assistance of an athletic trainer.

Fracture – Breach in continuity of a bone. Types of fractures include simple, compound, comminuted, greenstick, incomplete, impacted, longitudinal, oblique, stress, or transverse.

Gamekeeper's Thumb – Tear of the ulnar collateral ligament of the metacarpophalangeal joint of the thumb.

Glycogen – Form in which foods are stored in the body as energy.

Grade One Injury – A mild injury in which ligament, tendon, or other musculoskeletal tissue may have been stretched or contused, but not torn or otherwise disrupted.

Grade Two Injury – A moderate injury when musculoskeletal tissue has been partially, but not totally, torn which causes appreciable limitation in function of the injured tissue.

Grade Three Injury – A severe injury in which tissue has been significantly, and in some cases totally, torn or otherwise disrupted causing a virtual total loss of function.

Hamstring – Category of muscle that runs from the buttocks to the knee along the back of the thigh. It functions to flex the knee, and is oft times injured as a result of improper conditioning or lack of muscle flexibility.

Heat Cramps – Painful muscle spasms of the arms or legs caused by excessive body heat and depletion of fluids and electrolytes.

Heat Exhaustion – Mild form of shock due to dehydration because of excessive sweating when exposed to heat and humidity.

Heat Stroke – Condition of rapidly rising internal body temperature that overwhelms the body's mechanisms for release of heat and could result in death if not cared for appropriately.

Heel Cup – Orthotic device that is inserted into the shoe and worn under the heel to give support to the Achilles tendon and help absorb impacts at the heel.

Hematoma – Tumor-like mass produced by an accumulation of coagulated blood in a cavity.

Hip Pointer – Contusion to the iliac crest.

Hot Pack – Chemical pack that rests in water, approximately 160 degrees, and retains its heat for 15-20 minutes when placed in a towel for general therapeutic application.

Humerus – Bone of the upper arm that runs from the shoulder to the elbow.

Hydrotherapy – Treatment using water.

Hyperextension – Extreme extension of a limb or body part.

Iliotibial Band – A thick, wide fascial layer that runs from the iliac crest to the knee joint and is occasionally inflamed as a result of excessive running.

Impingement Syndrome – Pinching together of the supraspinatus muscle and other soft tissue in the shoulder, which is common in throwing.

Inflammation – The body's natural response to injury in which the injury site might display various degrees of pain, sweating, heat, redness, and/or loss of function.

Internal Rotation – Rotation of a joint or extremity medially, to the inside.

Lateral Collateral Ligament (LCL) – Ligament of knee attaching lateral femoral condyle to the fibula head. It provides lateral stability to the knee.

Lesion – Wound, injury or tumor.

Ligament – Band of fibrous tissue that connects bone to bone or bone to cartilage and supports and strengthens joints.

Lumbar Vertebrae – Five vertebrae of the lower back that articulate with the sacrum to form the lumbosacral joint.

Malleolus – Rounded projection on either side of the ankle joint.

Magnetic Resonance Imaging (MRI) – Imaging procedure in which a radio frequency pulse causes certain electrical elements of the injured tissue to react to this pulse and through this process a computer display and permanent film establish a visual image. MRI does not require radiation and is very useful in the diagnosis of soft tissue, disc, and meniscus injuries.

Medial Collateral Ligament (MCL) – Ligament of knee attaching to medial femoral condyle and to medial tibia. It provides medial stability to the knee.

Medial Retinaculum – The band of connective tissue that attaches to the medial structures of the knee joint, including the patella and patellar tendon.

Meniscectomy – An intra-articular surgical procedure of the knee by which all or part of the damaged meniscus is removed.

Meniscus – Crescent shaped cartilage, usually pertaining to the knee joint; also known as "cartilage." There are two menisci in the knee, medial and lateral. These work to absorb weight within the knee and provide stability.

Metacarpals – Five long bones of the hand, running from the wrist to the fingers.

Metatarsals – Five long bones of the foot, running from the ankle to the toes.

Myositis – Inflammation of a muscle.

Necrotic – Relating to death of a portion of tissue.

Neoprene – Lightweight rubber used in joint and muscle sleeves designed to provide support and/or insulation and heat retention to the area.

Neuritis – Inflammation of a nerve.

Orthotic – Any device applied to or around the body in the care of physical impairment or disability, commonly used to control foot mechanics.

Parasthesia – Sensation of numbness or tingling, indicating nerve irritation.

Patella – The kneecap. The patella functions to protect the distal end of the femur as well as increase the mechanical advantage and force generating capacities of the quadriceps muscle group.

Patella Tendinitis – Inflammation of the patella ligament; also known as "jumpers knee."

Patellar Femoral Joint – Articulation of the kneecap and femur. Inflammation of this joint can occur through: 1) acute injury to the patella, 2) overuse from excessive running particularly if there is an associated knee weakness, 3) chronic wear and tear of the knee, 4) as a result of poor foot mechanics. Patellofemoral irritation can lead to chondromalacia, which in its most chronic condition, could require surgery.

Peroneal Muscles – Group of muscles of the lateral lower leg that are responsible for everting the knee. Tendons of these three muscles are vital to the stability of the ankle and foot.

Phalanx – Any bone of the fingers or toes; plural is phalanges.

Phlebitis – Inflammation of a vein.

Plantar – Pertaining to the sole of the foot.

Plantar Fascia – The tight band of muscle beneath the arch of the foot.

Plica – Fold of tissue in the joint capsule and a common result of knee injury.

Pneumothorax – A collection of air or gas that enters the cavity surrounding the lungs as a result of a perforation through the chest wall or the cavity wall.

Posterior Cruciate Ligament (PCL) – A primary stabilizing ligament of the knee that provides significant stability and prevents displacement of the tibia backward within the knee joint. A complete tear of this ligament necessitating reconstruction could require up to 12 months of rehabilitation.

Quadriceps Muscles "Quads" – A group of four muscles of the front thigh that run from the hip and form a common tendon at the patella; they are responsible for knee extension.

Radiography – Taking of X-rays.

Radius – Forearm bone on the thumb side.

Reconstruction – Surgical rebuilding of a joint using natural, artificial or transplanted materials.

Referred Pain – Pain felt in an undamaged area of body away from the actual injury.

Retraction – The moving of tissue to expose a part or structure of the body.

Rotator Cuff – Comprised of four muscles in the shoulder area that can be irritated by overuse. The muscles are the supraspinatus (most commonly injured), infra-spinatus, teres minor, and subscapularis.

Rotator Cuff Impingement Syndrome – A microtrauma or overuse injury caused by stress, and the four stages are: 1) Tendinitis with temporary thickening of the bursa and rotator cuff; 2) Fiber dissociation in the tendon with

permanent thickening of the bursa and scar formation; 3) A partial rotator cuff tear of less than 1 cm.; and 4) A complete tear of 1 cm. or more.

Sacrum - Group of five fused vertebrae located just below the lumbar vertebrae of the low back.

Scapula - Shoulder blade.

Sciatica - Irritation of the sciatic nerve resulting in pain or tingling running down the inside of the leg.

Sciatic Nerve - Major nerve that carries impulses for muscular action and sensations between the low back and thigh and lower leg; it is the longest nerve in the body.

Shin Splint - A catch-all syndrome describing pain in the shin that is not a fracture or tumor and cannot be defined otherwise.

Sorbothane - An energy absorbing polyurethane utilized in some foot orthotics to absorb shock forces of the foot.

Spasm (Theory) - Muscle soreness induced by exercise; is the result of reduced muscle blood flow, which results in pain.

Spleen - Large, solid organ responsible for the normal production and destruction of blood cells.

Spondylitis - Inflammation of one or more vertebrae.

Spondylolisthesis - Forward displacement of one vertebrae over another below it due to a developmental defect in the vertebrae.

Spondylosis - Abnormal vertebral fixation or immobility.

Sprain - Injury resulting from a stretch or twist of the joint and causes various degrees of stretch or tear of a ligament or other soft tissue at the joint.

Sternum - The breast bone.

Steroids - Any one of a large number of hormone-like substances. See Anabolic steroids and cortical steroids.

Stinger - Common term for plexus trauma in the neck.

Strain - Injury resulting from a pull or torsion to the muscle or tendon that causes various degrees of stretch or tear to the muscle or tendon tissue.

Stress Fracture - A hair-line type of break in a bone caused by overuse.

Stress X-ray - A continual X-ray taken when a portion of the body is stressed to its maximum in order to determine joint stability. This is a test utilized in some ankle injuries.

Stretching - Any therapeutic maneuver designed to elongate shortened soft tissue structures and thereby increase flexibility.

Subluxation - Partial dislocation of a joint. The term usually implies that the joint can return to its normal position without formal reduction.

Talus - The ankle bone that articulates with the tibia and fibula to form the ankle joint.

Target Heart Rate - A pre-determined pulse to be obtained during exercise when circulation is working at full efficient capacities.

Tarsals - Group of seven bones of the foot consisting of the calcaneus, talus, cuboid and three cuneiform bones.

Temporomandibular Joint (TMJ) - The articulation of the jaw and skull; considered by some to be vital in resolution of injuries throughout the body.

Tendinitis - Inflammation of the tendon and/or tendon sheath, caused by chronic overuse or sudden injury.

Tendon - Tissue that connects muscle to bone.

Tennis Elbow - General term for lateral elbow pain.

Thoracic - Group of twelve vertebrae located in the thorax and articulate with the twelve ribs.

Thoracic Outlet Compression Syndrome - A neuro-vascular disorder of the upper extremity common in throwing.

Tibia - Larger of the two bones of the lower leg and is the weight-bearing bone of the shin.

Tomograph - A special type of X-ray apparatus that demonstrates an organ or tissue at a particular depth.

Trachea - The windpipe.

Transcutaneous Electrical Nerve Stimulator (TENS) - An electrical modality that sends a mild current through pads at the injury site which stimulates the brain to release the natural analgesic, endorphin.

Transverse Process - Small lateral projection off the right side and left side of each vertebrae that functions as an attachment site for muscles and ligaments of the spine.

Trapezius - Flat triangular muscle covering the posterior surface of the neck and shoulder.

Triceps - Muscle of the back of the upper arm, primarily responsible for extending the elbow.

Turf Toe - Sprain of the metatarsophalangeal (MTP) joint of the great toe.

Ulna - Forearm bone that runs from the tip of the elbow to the little finger side of the wrist.

Ulnar Nerve - Nerve in elbow commonly irritated from excessive throwing.

Ultrasound - An electrical modality that transmits a sound wave through an applicator into the skin to the soft tissue in order to heat the local area for relaxing the injured tissue and/or disperse edema.

Valgus - Angulation outward and away from the midline of the body.

Varus - Angulation inward and toward the midline of the body.

Vasoconstriction - Decrease of local blood flow.

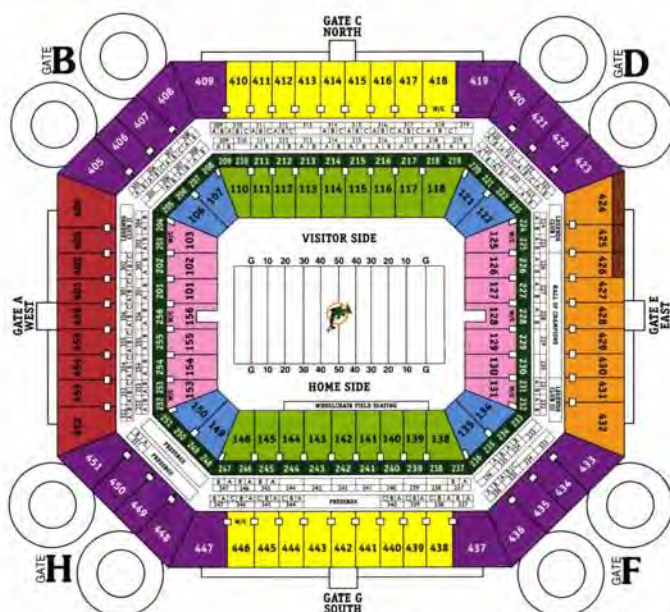
Vasodilation - Increase of local blood flow.

"Wind Knocked Out" - Syndrome describing a contraction of the abdominal nerve trunk, the solar plexus, as a result of an abdominal contusion.

Wrist - The junction between the two forearm bones (radius and ulna) and the eight wrist bones (trapezium, trapezoid, capitate, hamate, pisiform, triquetrum, lunate and scaphoid).

Zygoma - The cheekbone.

TICKET INFORMATION




SEATING CATEGORY	SEASON TICKET PRICE	INDIVIDUAL PRICE
CLUB LEVEL	\$110-\$165	N/A
LOWER SIDELINES	\$70	N/A
UPPER SIDELINES	\$56	\$64
LOWER CORNERS	\$55	\$63
LOWER ENDZONES	\$53	\$61
UPPER CORNERS	\$41	\$49
UPPER ENDZONES	\$40	\$48
ECONOMY SECTIONS	\$25	\$33
TD'S TOUCHDOWN ZONE	N/A	\$25

Single-game tickets for Dolphins home games are tiered in price from \$25 to \$64, with season tickets priced from \$250 to \$1,650. Tickets for all Dolphins home games are available at the Dolphins Ticket Office, located at Gate G of Pro Player Stadium, TicketMaster ticket centers, and TicketMaster Charge-By-Phone. The Dolphins Ticket Office is open Monday through Friday, 8:30 a.m.-5:30 p.m. and Saturday 10:00 a.m.-4:00 p.m. Payment methods accepted for individual game ticket purchases are cash, American Express, Visa and Mastercard. Tickets can also be purchased on the internet through the Miami Dolphins official website at www.miamidolphins.com.

Group seating of 25 or more individuals is also available through the Dolphins group sales office. For more information or to receive a brochure on group sales, please call 1-(888) FINS-TIX.

For additional information on individual game tickets, call the Dolphins Ticket Office at 1-(888) FINS-TIX.

Miami Dolphins Ticket Office	1-(888) FINS-TIX
TICKETMASTER Charge by Phone	Miami-Dade: (305) 573-TEAM
	Broward: (954) 835-TEAM
	Palm Beach: (561) 998-TEAM



**JOE
ROSE**

**LINDSAY
CEARNIAK**

**GUY
RAWLINGS**



**TOTAL
SPORTS COVERAGE**