

2005 SCHEDULE

PRESEASON

DATE	OPPONENT	TIME	NETWORK
Mon., Aug. 8	Chicago (Canton, Ohio)	8:00 p.m.	ABC
Sat., Aug. 13	at Jacksonville	7:30 p.m.	WFOR
Sat., Aug. 20	at Pittsburgh	7:30 p.m.	WFOR
SAT., AUG. 27	TAMPA BAY	7:30 P.M.	WFOR
THU., SEPT. 1	ATLANTA	7:30 P.M.	WFOR

REGULAR SEASON

SUN., SEPT. 11	DENVER	1:00 P.M.	CBS
Sun., Sept. 18	at N.Y. Jets	4:15 p.m.	CBS
SUN., SEPT. 25	CAROLINA	1:00 P.M.	FOX
SUN., OCT. 2	BYE		
Sun., Oct. 9	at Buffalo	1:00 p.m.	CBS
Sun., Oct. 16	at Tampa Bay	1:00 p.m.	CBS
SUN., OCT. 23	KANSAS CITY	1:00 P.M.	CBS
Sun., Oct. 30	at New Orleans	1:00 p.m.	CBS
SUN., NOV. 6	ATLANTA	1:00 P.M.	FOX
SUN., NOV. 13	NEW ENGLAND	1:00 P.M.	CBS
Sun., Nov. 20	at Cleveland	1:00 p.m.	CBS
Sun., Nov. 27	at Oakland	4:05 p.m.	CBS
SUN., DEC. 4	BUFFALO	1:00 P.M.	CBS
Sun., Dec. 11	at San Diego	4:15 p.m.	CBS
SUN., DEC. 18	N.Y. JETS	1:00 P.M.	CBS
SAT., DEC. 24	TENNESSEE	1:00 P.M.	CBS
Sun., Jan. 1	at New England	1:00 p.m.	CBS

All Starting Times are Eastern Time

DEDICATION

The Miami Dolphins 2005 Media Guide is dedicated to memories of long-time assistant coach Carl Taseff and former punter Reggie Roby.

Taseff, who passed away on February 27, 2005, was a member of the team's coaching staff for 24 seasons, from 1970-93, serving as the running backs coach for most of that time. His 24 years of service are the most of any assistant coach in Dolphins history. He was on the staff for both of the club's Super Bowl championship seasons, and all five teams that appeared in Super Bowls.

Roby, who passed away on February 22, 2005, played ten seasons with the Dolphins, from 1983-92, after joining the club as a sixth-round draft choice in 1983 out of the University of Iowa. Roby went on to average 43.3 yards in his Dolphins career, which included a pair of Pro Bowl selections. His career average currently ranks second on the team's all-time chart, while he owns four of the five-highest single-season figures in club annals.

CREDITS

The 2005 Miami Dolphins Media Guide was written and edited by Harvey Greene, Neal Gulkis, and Michael Pehanich, and published by Scott Stone and Rodney Wood. Special thanks to Gayle Baden, Ryan Rogers, Claire Kinzy, the Pro Football Hall of Fame and the Elias Sports Bureau for their help and assistance. Editors Emeritus include Jeff Blumb, "Fudge" Browne, Charlie Callahan, Beano Cook, Tom Grimes, Mike Hanson, Dick Horning, Bob Kearney, Seth Levit, Arthur Mickelson, Chip Namias, Mike Rathet, and Eddie White. Photography by Dave Cross and printing by Franklin Trade Graphics.

INDEX

- A -

Attendance, Distributed, Actual and Paid	503-505
Attendance, Season Tickets and Preseason	505

- B -

Biographies	
Administrative Staff	7-10
Assistant Coaches	14-33
Football Staff	33-46
Huizenga, H. Wayne	6
Marino, Dan	600-610
Players	
Draft Choices	289-296
Free Agents	296-310
Veterans	71-288
Saban, Nick	11-13
Shula, Don	592-596

- C -

Cheerleaders	51
Coldest/Warmest Games	452
Comebacks, Largest	498
Community, Dolphins in the	47-50
Crowds, Dolphins' 10 Largest	503

- D -

Directory, Dolphins	4-5
Dolphin Facts, Index of	591
Dolphins Are Best	67-68
Dolphins Name	259
Dolphins = Winners	68-70
Dolphins on the Air	659-661
Dolphins on the Internet	565
Dolphins Stadium	53-61
Dolphins Stadium Parking Map	63
Draft, All-Time (1966-2005)	632-639
Draft, All-Time By Position	639
Draft, First Round By Position	639

- F -

40th Season Celebration	50
Free Agency, Plan B	644
Free Agents	645-646

- G -

Game-By-Game Starters, 2004	336-337
Game-By-Game Statistics, 2004	329-334
Game-By-Game Summaries, 2004	338-353
Game-By-Game Summaries, 2004 Preseason	368-371
Game Status, 2004	335

- H -

Hall of Fame, Dolphins In	592-611
Historical Highlights	506-532
Honors	580-586
How Miami Was Built	311

- L -

Last Time (Playoffs)	578-579
Last Time (Regular Season)	486-488
Leaders, All-Time	453-465
League Leaders	590-591
Logo, Dolphins	65

- M -

Margins, Largest of Victory and Defeat	498-499
Media Information	661-662
Media Web Site	663
Medical Glossary	665-668
Morrall, Earl Named Unsung Hero	52

- N -	
Numbers, Dolphins By The	628-632
- O -	
Opponents, 2005	649-658
Opponents, All-Time Vs.	363
Orange Bowl	151
Outstanding Performances, Dolphins	468-474
Outstanding Performances, Opponents	481-486
Overtime, Dolphins In	496-497
- P -	
Performance Awards	586-588
Players of the Week & Month, AFC/NFL	589-590
Playoff History	532-565
Playoff Leaders, All-Time	574-577
Playoff Records, Dolphins Individual	566-569
Playoff Records, Dolphins Team	569-572
Playoff Records, Opponents	572-574
Preseason, All-Time Results	372-376
Preseason, Miami In	363-364
Prime Time Dolphins	501-502
Pro Bowl Selections	582
Pronunciation Guide	646
- R -	
Rankings, 2004 NFL	328
Record, Home and Away	499
Record, Month-By-Month	500
Records, Dolphins Individual	428-443
Records, Dolphins Starting QBs	474
Records, Dolphins Team	443-452
Records, Opponents Individual	475-479
Retired Jerseys	612
Roster Moves, 2004-05	354-357
Roster, 2005 Rookie and First-Year	314-315
Roster, 2005 Numerical	316
Roster, 2005 Positional	317
Roster, 2005 Veterans	312-313
Roster, All-Time	613-626
- S -	
Schedule, 2005 Dolphins	1
Schedule, 2005 NFL	647-648
Schedules, Dolphins Future	664
Season Leaders, Top Twenty	465-468
Seau, Junior Honored	10
Series Records	358-363
Service, Length of	627-628
Statistical Bests, 2004	323-327
Statistics, 2004 Defensive	321-322
Statistics, 2004 Dolphins	318-321
Statistics, 2004 Preseason	364-367
Statistics, 2004 Special Teams	322
Super Bowl XLI Host Committee	664
- T -	
T.D. Biography	52
Ticket Information	Inside Back Cover
Top Tens, Opponents	480
Trades (1966-2005)	640-643
Training Facility	64-65
- W -	
Webb, Richmond Retires	62
What To Look For in 2005	66
Where They've Come From	627
Winning Edge Award	70
- Y -	
Year-By-Year Leaders	489-494
Year-By-Year, Offense and Defense	495-496
Year-By-Year Scores	376-388
Year-By-Year Statistics (1966-2004)	389-427

DOLPHINS DIRECTORY

ADMINISTRATIVE OFFICE

7500 S.W. 30th St. • Davie, FL 33314
(954) 452-7000

DOLPHINS STADIUM/TICKET OFFICE

2269 Dan Marino Blvd. • Miami Gardens, FL 33056
(888) FINS-TIX

DOLPHINS ENTERPRISES, LLC

Owner/Chairman of the Board.....H. Wayne Huizenga
Chief Executive Officer.....Joseph A. Bailey, III
Chief Financial Officer.....Bill Pierce

BOARD OF DIRECTORS

Vice-Chairman.....Donald F. Shula
Board Members.....Marti Huizenga, Wayne Huizenga, Jr., Ray Huizenga,
Pam Huizenga, Harris W. Hudson, Robert Henninger

EXECUTIVE MANAGEMENT

Head Coach.....Nick Saban
Executive Vice President/Chief Operating Officer.....Bryan Wiedmeier
General Manager.....Randy Mueller
Senior Vice President-Finance and Administration.....Jill R. Strafaci
Senior Vice President-Operations.....Bill Galante
Senior Vice President-Sales and Marketing.....Jim Ross
Senior Vice President-Media Relations.....Harvey Greene

COACHING

Special Teams.....Keith Armstrong
Assistant Head Coach/Offense/Wide Receivers.....Charlie Baggett
Offensive Assistant.....James Coley
Special Teams Assistant.....Dameyune Craig
Assistant Offensive Line.....Tim Davis
Tight Ends.....Derek Dooley
Linebackers.....George Edwards
Assistant Strength & Conditioning.....Eric Fears
Strength & Conditioning.....John Gamble
Quarterbacks.....Jason Garrett
Offensive Quality Control.....Judd Garrett
Associate Strength & Conditioning.....Bert Hill
Offensive Line.....Hudson Houck
Assistant Defensive Line.....Travis Jones
Offensive Coordinator.....Scott Linehan
Assistant Head Coach/Defense.....Will Muschamp
Secondary.....Mel Phillips
Defensive Quality Control.....Glenn Pires
Defensive Line.....Dan Quinn
Defensive Coordinator.....Richard Smith
Running Backs.....Bobby Williams
Executive Assistant to Head Coach.....Anne Rodriguez
Secretary/Coaches.....Keri Seiple-Rumaner

FOOTBALL OPERATIONS

Coordinator of Football Operations/Assistant to the Head Coach.....Scott O'Brien
Assistant Director of Player Personnel.....Mike Baugh
Director of College Scouting.....Ron Labadie
Director of Pro Personnel.....George Paton
Director of Player Development and Alumni Relations.....Jamie Allen
National Scout/Assistant Director of College Scouting.....Chris Grier
Regional Scouts.....Bill Baker, Adam Engroff, Jack Glowik, Anthony Hunt,
Roger Pollard (BLESTO), Ellis Rainsberger, Johnathon Stigall
Pro Scouts.....Tom Heckert, Dwayne Joseph, Nate Sullivan
College Scouting Coordinator.....Scott Kuhn
Personnel Assistant.....Chad Walker
Executive Assistant/Football Operations.....Gail Baldwin

ATHLETIC TRAINING

Head Athletic Trainer.....Kevin O'Neill
Assistant Athletic Trainer.....Troy Maurer
Assistant Athletic Trainer & Director of Rehabilitation.....Ben Westby

EQUIPMENT

Equipment Manager.....Tony Egues
Assistant Equipment Managers.....Joe Cimino, Charlie Thiele

VIDEO

Video Director	Dave Hack
Assistant Video Director	Bob Hack

ADMINISTRATION

Staff Counsel	Matt Thomas
Controller	Betsy Reuther
Senior Accountant/Benefits Administrator	Craig Heil
Payroll	Caryn Herd
Bookkeeper	Elaine Benjamin
Executive Assistants	Donna Bush, Irma Gonzalez, Lyz Merolo, Cindy Trezona

MEDIA RELATIONS

Director of Media Relations	Neal Gulkis
Media Relations Assistant	Michael Pehanich
Executive Assistant	Gayle Baden

MARKETING AND BUSINESS DEVELOPMENT

Senior Director of Premium Seating	Richard Lassiter
Director of Customer Service	Scott Baynes
Director of Project Sales & Marketing	Steve Brauner
Director of Ticket Sales	Chris Gallagher
Director of Marketing and Fan Development	Jeremy Gerson
Senior Manager of Marketing Partnerships	Michael Mossholder
Managers of Marketing Partnerships	Rob Parker, John Penhollow
Managers of Client Services	John Shumate, Danielle Sergeant
Sales and Marketing Representative	Frances Martinez
Account Managers, Premium Seating	Jarett Grushka, Marcus Madlock, Triana Tigerino
Senior Account Managers, Season & Group Sales	Mackie Feierstein, Ted Hritz
Account Executives, Season & Group Sales	Lee Bishop III, Carissa Dunn, Sheri White, Ozzie Rodriguez, Adam Summerell, Shaun Werner
Administrative Assistant	Kelly Nieves

INTERNET AND PUBLICATIONS

Senior Director-Internet and Publications	Scott Stone
Manager of Internet and Publications	Rodney Wood

COMMUNITY RELATIONS

Community Relations Manager	Ilona Wolpin
Community Relations Coordinator	Danny Lewin

SPECIAL EVENTS, EVENT ENTERTAINMENT AND CHEERLEADERS

Director of Special Events and Television Programming	Jeff Griffith
Director of Event Entertainment and Cheerleaders	Dorie Grogan
Assistant Director of Cheerleaders	Heather Phillips
Mascot Coordinator	Bill Bant
Cheerleader Assistant	Emily Newton

TICKET OPERATIONS

Senior Director of Ticket Operations and Guest Services	Andy Major
Director of Ticket Operations	Greg Menzel
Director of Club Level Services	David Saifman
Manager of Ticket Services	Brett Annis
Assistant Manager of Ticket Services	Corey Benning
Assistant Manager of Club Level Services	Brea Conaboy
Ticket Services Representatives	Raul Rivas, Amber Rodriguez, Jesse Rodriguez
Club Level Services Representatives	Carmen White, Joseph Lawrence

OPERATIONS

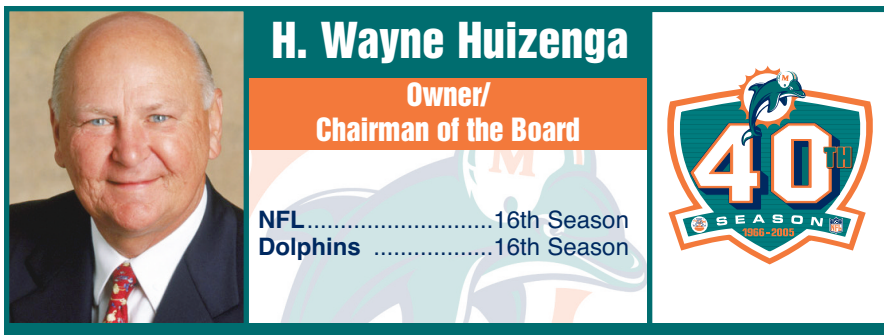
Director of Operations	Rhett Ticconi
Director of Engineering and Maintenance	Ron Summers
Grounds Superintendent	Edwin Lamour
Team Travel Manager	Diane L. Morales
Operations Assistant	Frank Losito
Facility Operations	Craig Ferguson
Administrative Assistant	Carole Hough
Receptionist	Ruby Debnam
Mail Room	Mark Leone

INFORMATION TECHNOLOGY AND RECORDS & ARCHIVES

Director of Information Technology	Tery Howard
Director of Records & Archives	Kristin Hingston
Network Manager/Systems Support Specialist	Joe Curbelo
Applications Analyst II	Alex Grosholz
Records Assistant	Marie Campbell

SECURITY

Team Security Investigator	Stuart Weinstein
Facility Security	John Nessel, Tony Ruiz



H. Wayne Huizenga began his active involvement in South Florida sports on March 7, 1990, when he purchased 15 percent of the Miami Dolphins and a 50 percent interest in Joe Robbie Stadium, now called Dolphins Stadium. That involvement was finalized on January 24, 1994, when he acquired the remaining 85 percent of the Dolphins and the additional 50 percent of the stadium, leaving him with 100 percent ownership of both entities.

Mr. Huizenga has had an unprecedented business career as an entrepreneur. He is the only person in America to be responsible for six companies listed on the New York Stock Exchange and to have founded three Fortune 500 companies. He created Waste Management, Inc., the global leader in the waste industry, as well as the third-largest U.S. waste disposal company, Republic Services. Additionally, he was the CEO of Blockbuster Entertainment, the global leader in video entertainment, and founder of AutoNation, Inc., the country's first and world's largest public automotive dealership. He was also founder of Boca Resorts, Inc., an owner and operator of luxury resorts in South Florida, and co-founder of Extended Stay America, which operated in the lodging industry in many areas around the United States.

He is chairman of Huizenga Holdings, Inc., and is the sole or majority owner of several businesses. He has numerous real estate interests throughout Florida that include office buildings, warehouses, shopping centers, marinas and underdeveloped real estate acreage.

Mr. Huizenga was responsible for bringing Major League Baseball to South Florida in 1993, serving as chairman of the Florida Marlins through 1998, and under his direction the Marlins won the World Series in 1997. He also brought the National Hockey League to South Florida, serving as Owner, Chairman and Chief Executive Officer of the Florida Panthers for the first eight years (1993-2001) of that team's existence, including the 1995-96 season when they reached the Stanley Cup Finals.

Mr. Huizenga's numerous entrepreneurial achievements were recognized by the Horatio Alger Association, which presented him with its top honor, along with Henry Kissinger and Supreme Court Justice Clarence Thomas. Business and academic groups have honored Mr. Huizenga seven times as "Entrepreneur of the Year." In 2004 he was awarded the Ernst & Young United States Entrepreneur of the Year Award, and followed that by being named the 2005 Ernst & Young World Entrepreneur of the Year from a group of candidates covering 36 different countries. He is a five-time recipient of Financial World magazine's "CEO of the Year" and was named "Business Leader of the Year" by Georgetown University's Business School. Among Mr. Huizenga's other awards are the Yale University's Gordon Grand Fellow Award, the highest non-academic award bestowed by the school, and the University of Missouri-Kansas City's International Entrepreneur of the Year. He is a member of Nova Southeastern University's Board of Trustees and recently provided the resources to establish the Huizenga School of Business and Entrepreneurship at the University. He has been inducted into the Florida Sports Hall of Fame, the Greater Miami Sports Hall of Champions and the Broward County Hall of Fame.

Mr. Huizenga's community involvement has included membership in many civic organizations, including the Florida Council of 100, the Florida Council on Economic Education, the Salvation Army of Broward County and the Boys and Girls Club of Broward County.

Mr. Huizenga and wife, Marti, live in Fort Lauderdale. They have four children: Wayne, Jr., Ray, Scott, and Pam, and eight grandchildren.



Joe Bailey

**Chief Executive Officer
Dolphins Enterprises**

CollegeNorth Carolina
NFL.....25th Season
DolphinsFirst Season



Joseph (Joe) A. Bailey III, a former Dallas Cowboys and NFL executive with an extensive sports and business background, was named Chief Executive Officer of Dolphins Enterprises on January 13, 2005. Bailey joined the company from Russell Reynolds Associates, one of the premier global executive search and assessment firms.

Dolphins Enterprises is a sports, entertainment, and development company created by Miami Dolphins Owner H. Wayne Huizenga and serves as an umbrella for all of the Huizenga sports and entertainment entities. In his new role, Bailey is in charge of all Miami Dolphins and Dolphins Stadium operations, management, development, sales, marketing and merchandising.

While at Russell Reynolds Associates, Bailey served as the partner in charge of the firm's flagship New York office and headed the firm's offices in both Dallas and Houston before that. He led the company's Entertainment, Media & Sports and Corporate Communication Practices. In addition, he co-led the North American Security Officers Practice and was a member of the firm's Best Practices Committee. His clients included many of the world's leading sports and entertainment organizations, as well as Fortune 500 companies.

During his tenure at Russell Reynolds Associates, Bailey conducted executive searches for the NFL office and individual clubs, covering areas such as management, finance, security, officiating, and human resources. He also was a key participant in the NFL's coaches diversity program, with responsibilities ranging from the development of candidate interview tapes to conducting seminars at the league's annual coaches symposium. In 2004, The Sporting News called Bailey the most influential executive recruiter in sports and included him on its list of "The 100 Most Powerful People in Sports."

Bailey has extensive experience in professional football. He spent 19 seasons with the Dallas Cowboys, working in almost every facet of the team's organization, starting in the equipment and training room in the early 1960s and joining the team in 1970 as a player scout. Subsequently, he was named the team's Business Manager, and eventually served as Senior Vice President – Administration.

During his tenure in Dallas, Bailey was involved in a wide range of the team's activities, including the innovative application of technology, the development of the team's Valley Ranch training facility, the implementation of extensive licensing and sponsorship agreements, the construction of the largest local radio and television network in the league, several business enterprises and player contract negotiations. During Bailey's tenure, the Cowboys won 13 divisional titles, five NFC titles, and two Super Bowl championships.

Following his tenure in Dallas, Bailey served as Senior Vice President and COO at the World League/NFL for five years. His experience in that international venture included the introduction of a professional football league in Europe. He was responsible for all the diverse elements the startup of such a league entailed, culminating with the inaugural World Bowl in London's Wembley Stadium that attracted 60,000 fans.

Bailey's management experience extends to other areas as well. In the mid-'90s he was Deputy Commissioner and Chief Operating Officer of The National Thoroughbred Racing Association (NTRA). He served as President of The InterCompete Group, a New York-based marketing and strategic management consulting firm, and during the same time, he was a Co-Founder and Investment Partner in Personalities International.

A former board member of Plaza National Bank and the Boys and Girls Club of Dallas, Bailey has an A.B. degree from the University of North Carolina at Chapel Hill and attended the Advanced Management Program at the Harvard University School of Business. Bailey resides in Fort Lauderdale with his wife, Charlotte, and has three grown children.



Bryan J. Wiedmeier

**Executive Vice President -
Chief Operating Officer**

College.....Carroll
NFL.....25th Season
Dolphins25th Season



Entering his 25th season with the Dolphins, Bryan Wiedmeier, the highly-regarded Executive Vice President/Chief Operating Officer of the club since January, 2002, is responsible for the day-to-day management of business operations, football administration and all labor areas. Wiedmeier collaborates closely with Head Coach Nick Saban and Chief Executive Officer of Dolphins Enterprises Joe Bailey, ensuring the strategic alignment of the team and the various business enterprises.

His broadbased operational experience coupled with a deep understanding of the commercial affairs of the NFL are unique and valued. His professional career was launched in 1981 and has served in a variety of functional roles of increasing importance with both the team and Dolphins Stadium. Wiedmeier was named Assistant General Manager in 1990 to more accurately reflect his duties. Since 1994 he was promoted several times, first to Vice President-Administration from 1995-1999 and then to Senior Vice President-Business Operations through 2001 until assuming his expanded role.

Wiedmeier's contributions to the NFL are reflective of his growing involvement in multiple areas. He currently serves on the NFL Management Council's Working Club Executive Committee and is a Trustee of the NFL Player Insurance Trust. He also serves as the owner's representative on the Board of the Florida Sports Foundation.

This senior executive attended Carroll College on an athletic scholarship and was a three-year starter at center and served as captain his senior year in 1980. He received his B.A. from Carroll and then earned his J.D. from the University of Miami School of Law in 1989. Wiedmeier is a member of the Florida Bar.

He is married to Mary K., and together they have five children, Lauren, Victoria, John, Danielle, and Matthew, ranging in age from 12 to 18. He and his family reside in Miramar, Fla.



Jill R. Strafaci

**Senior Vice President -
Finance And Administration**

CollegeFlorida
NFL.....17th Season
Dolphins17th Season




Beginning her 17th season with the Dolphins, Jill Strafaci assumed her current role as Senior Vice President - Finance and Administration in March of 2000 after serving as Vice President - Finance (1995-99) and Treasurer (1990-94). She originally joined the Dolphins as Assistant Chief Financial Officer in October, 1989. In her current position, she oversees the financial management of the club. Her duties include all financial operations of the team, including budgeting, cash management, insurance, human resources, administration of the

club's employee benefit plans and assists with special projects. She also oversees the Miami Dolphins Foundation, which she helped implement in 1995.

Before joining the Dolphins, Strafacy, a CPA, was a tax specialist with Price Waterhouse in Miami for six years, specializing in the areas of professional sports and real estate. She also worked for an accounting firm in her native Sarasota.


Strafacy graduated from the University of Florida in 1980 (accounting/finance), where she was a four-year letter-winner on the Lady Gator golf team. She resides in Davie with her husband, Frank, and their sons, Trent and Tyler.



Bill Galante


Senior Vice President - Operations

College	St. Mary's
NFL	12th Season
Dolphins	12th Season



Bill Galante is beginning his 12th season with the Dolphins and Dolphins Stadium. As Senior Vice President - Operations, Galante is responsible for the supervision of the ticket office for the Dolphins and the stadium, while overseeing several business aspects, including special events, facility operations, youth football and team travel.


Galante spent his first six years in Miami overseeing Dolphins Stadium ticket sales, including the last three seasons as Vice President - Ticket Sales and Operations. During that time, he also oversaw the ticket operations of the Florida Marlins, including their inaugural season in 1993 and their World Championship season in 1997. He began his career with the Chicago Cubs in 1983.



Jim Ross

Senior Vice President - Sales And Marketing

College	Colorado
NFL	Sixth Season
Dolphins	Sixth Season




In his sixth season with the Dolphins, Jim Ross was named as Senior Vice President - Sales and Marketing for the team and Dolphins Stadium in January of 2002. Ross is responsible for the sales, marketing and promotional efforts for both the stadium and the Dolphins. In addition, he oversees the club's internet, publications, community relations and alumni affairs programs.

Ross re-joined Wayne Huizenga's sports properties in 2000 after a season as President of AFL Properties of the Arena Football League. Prior to joining the AFL, Ross spent the previous four seasons (1996-99) as Vice President of Sales and Marketing for the Florida Marlins, including their World Championship season of 1997. With the Marlins, he oversaw the club's day-to-day sales and marketing operation, including season and group ticket sales, sponsorships, promotions, and in-game entertainment. He also has held marketing and promotional

positions with the New York Mets (including Vice President of Marketing) as well as with Sports Illustrated and World Wide Ski Corporation.

Ross currently serves on the NFL's Marketing Committee, in addition to the Hugs and Kisses Board of the Miami Children's Hospital and the Genetic Disease Foundation. He also serves on the Florida Atlantic University MBA Sports Management Advisory Board.


Ross resides in Plantation with his wife, Elisa, their son, Alexander, and daughter, Emily.



Harvey Greene

Senior Vice President - Media Relations

College	Pennsylvania
NFL	17th Season
Dolphins	17th Season



Harvey Greene is in his 17th season with the Miami Dolphins, having been named as Senior Vice President - Media Relations in January of 2002. He and his staff are responsible for implementing the team's media policy on both a local and a national level.

During his tenure with the Dolphins, Greene and his staff twice were recipients of the Pete Rozelle Award (1993, 1999), an annual honor awarded by the Professional Football Writers of America to the NFL's best public relations department, and were finalists again in 2003. In addition, Greene also has worked on the NFL PR staff at 15 of the past 16 Super Bowls and at the 1992 Pro Bowl.


Prior to joining the Dolphins, Greene spent almost four seasons as the Director of Media Relations for the New York Yankees (1986-89), and three years as Director of Public Relations and Broadcasting for the Cleveland Cavaliers (1983-86), where he twice won the McHugh/Splaver Award (1984, 1985) as the outstanding PR Director in the NBA. He also served as an Assistant Venue Press Chief for the men's and women's basketball competition at the 1984 Olympic Games in Los Angeles and for the 1994 Soccer World Cup, and supervised media center operations for figure skating and short-track speed skating at the 2002 Winter Olympic Games in Salt Lake City.

Greene also served on the Board of Directors for the Max Kase B'nai B'rith Sports Lodge and was a press officer at the 2004 Democratic Convention in Boston. He resides in Parkland with his wife, Cathy.

SEAU HONORED BY PRESIDENT BUSH

President George W. Bush honored Miami Dolphins linebacker Junior Seau and the Junior Seau Foundation on Wednesday, May 25, 2005, in celebration of Asian Pacific American Heritage Month. President Bush presented Seau with his Volunteer Service Award. The presentation was held in the East Room of the White House and was attended by more than 225 guests, including President Yudhoyono from Indonesia, along with other domestic and international dignitaries.

Seau was introduced to the guests and remarks were made on his establishment of the Junior Seau Foundation in 1992, as well as his active involvement in other community events. The introduction also highlighted the Seau's "Shop with a Jock" program as well as Thanksgiving at SEAU'S the Restaurant for needy families. President Bush presented Seau with the Volunteer Service Award on stage.






Nick Saban

Head Coach

CollegeKent State
NFL.....Seventh Season
DolphinsFirst Season



Nick Saban, one of the most successful collegiate head coaches over the last decade, starts the 2005 season as the sixth head coach in Miami Dolphins history. He agreed in principle on December 25, 2004 to take over as head coach and officially signed a five-year contract through 2009 on December 27, 2004.

Saban was a college head coach for the past 11 seasons, and during that time, he never had a losing season. In fact, in his 26 years at the college level, he has been a part of 23 winning teams. In addition, Saban is no stranger to the National Football League, having served as an assistant with both the Houston Oilers (1988-89) and the Cleveland Browns (1991-94), where he developed a reputation as one of the best defensive coaches in the game.

Saban joined the Dolphins after spending the last five years guiding the fortunes of the Louisiana State University Tigers. Taking over a program that suffered through seven losing seasons in the 1990s, Saban led the school to a composite record of 48-16, which included a 13-1 mark in 2003 when LSU claimed the national championship. Saban's 48 wins over the past five years represent the third-most victories among any Division I-A collegiate head coach. LSU posted at least eight wins in each of his five seasons and won a pair of SEC titles as well as their national championship, which was just the second for the Tigers and the first since 1958.

MOST WINS BY A DIVISION I-A COLLEGE HEAD COACH OVER THE LAST FIVE YEARS (2000-04)

HEAD COACH	SCHOOL	W	L	T	PCT.
1. Bob Stoops	Oklahoma	60	7	0	.896
2. Mack Brown	Texas	52	11	0	.825
3. NICK SABAN	LOUISIANA STATE	48	16	0	.750
4. Bobby Bowden	Florida State	47	17	0	.734
Phillip Fulmer	Tennessee	47	17	0	.734
6. Frank Beamer	Virginia Tech	47	18	0	.723

Saban's leadership of the Tigers focused on the entire program, one that put his players in position to have success, both on the field and in the classroom. It's no surprise that 21 of his LSU players have been selected in the NFL draft, including seven in 2004 and two of the top 43 picks in 2005. Off the field, Saban's players achieved the same level of excellence, as 25 members of his 2003 national championship team earned a spot on the SEC Academic Honor Roll. More than 50 players who played under Saban at LSU earned their degree to go along with their SEC and national championship rings.

Saban's final team at LSU last year went 9-3 despite the loss of 13 players from the previous season who went on to occupy spots on NFL rosters. Offensively, the Tigers produced the best running game in the SEC, averaging 200.7 yards per game. Defensively, they ranked third in the nation in the regular season in both total defense (249.9 yards per game) and pass defense (145.4), and gave up just 15.9 points per game. The defense surrendered only 12 points in the second half of those last six regular season games to earn LSU a berth in the Capital One Bowl in Orlando against Iowa. It was the Tigers' fourth consecutive January bowl game, a first for the school.

In 2003, Saban produced a school-record 13-1 mark, winning his second SEC championship as well as the school's second-ever national title. He was named the Associated Press National Coach of the Year as well as being the recipient of the Bear Bryant Award and the Eddie Robinson Award. He joined Paul Dietzel as the only two coaches in LSU history to have multiple ten-win seasons, and

along with Dietzel and Bernie Moore are the only LSU coaches to win two SEC championships.

The 2003 Tigers won their national title with a defense that ranked first in the nation in points per game (11.0) and total defense (252.0 yards per game), while holding 13 of 14 opponents to fewer than 20 points. The offense scored a school-record 475 points, an average of 33.9 points per game. The Tigers ran the table the final six weeks of the regular season, winning those six games by an average score of 35-10. The team earned its way to the BCS Championship Game with an impressive 34-13 win over Georgia in the SEC title game. Saban's Tigers capped the season with a dominating defensive effort against Oklahoma in the Sugar Bowl, holding the Sooners to only 154 yards of total offense in their 21-14 victory that gave LSU the national championship.

In 2002, Saban used a tenacious defense and a steady offense to lead the Tigers to an 8-5 overall mark and a berth in the Cotton Bowl against Texas, marking the school's first back-to-back appearances in New Year's Day bowl games since the 1960s. LSU scored a school-record 30 or more points in six straight games, and despite facing a multitude of injuries, only a last-minute comeback by Arkansas kept the Tigers from winning their second consecutive SEC Western Division title and participating in the league's championship game.

In 2001, Saban led the Tigers to a 10-3 record and the school's first outright SEC title since 1986. They earned that title with a 31-20 win over second-ranked Tennessee in the SEC Championship Game, outscoring the high-powered Vols' offense, 21-3, in the second half. The Tigers closed out their season with a 47-34 defeat of Big Ten Champion Illinois in the Sugar Bowl. It was the school's first New Year's Day bowl victory since 1968. During that season, LSU had one of the most prolific offenses in the country, averaging a school-record 451.5 yards per game.

Saban laid the groundwork for success in 2000, his first season in Baton Rouge. With the Tigers coming off back-to-back losing seasons, he turned the program around by guiding the team to an 8-4 mark and a 28-14 win over 15th-ranked Georgia Tech in the Peach Bowl. Among those wins were home victories over Tennessee, Mississippi State and Alabama as well as a road win over Ole Miss, rekindling the proud tradition of LSU football.

Prior to arriving in Baton Rouge, Saban served as head coach at Michigan State from 1995-99. It marked his second stint at the East Lansing school, as he also spent 1983-87 as the Spartans' defensive coordinator/secondary coach. After playing in just one bowl game in the previous four years, Michigan State made four postseason appearances in Saban's five years at the helm.

In 1999, Saban led his final Spartan team to a No. 7 ranking in the country as they finished in a tie for second in the Big Ten. They defeated Notre Dame, Michigan, Ohio State and Penn State all in the same year for the first time since 1965 and recorded six wins at home for the first time since the 1912 season. The Spartans' performance that year landed them a spot in the Citrus Bowl.

Before joining the Spartans, Saban spent four seasons (1991-94) as defensive coordinator with the Cleveland Browns under Bill Belichick. The Browns went from allowing the most points (462) in the NFL prior to Saban's arrival to allowing the fewest points (204) in the league in 1994, the sixth-fewest points surrendered in NFL history at the time. In each of Saban's four years guiding the Browns' defense, they never permitted an average of more than 19.2 points per game. He built a reputation as one of the finest defensive coaches in the league and also was heavily involved in the team's player personnel and scouting process.

Saban's first head coaching position came at the University of Toledo in 1990, as he guided the Rockets to a record of 9-2 that year, finishing as co-champions of the Mid-American Conference. The Rockets ranked among the NCAA leaders in both total defense (12th at 284.8 yards) and scoring defense (16th at 16.2 points), and missed posting an undefeated record by a mere five points.

Saban joined Toledo after serving as secondary coach with the Houston Oilers for two seasons under Jerry Glanville (1988-89), his first NFL coaching position. He quickly made an impact on the Oilers' defense, as under his tutelage the team's secondary tied for fourth in the AFC in 1988 with 21 interceptions and tied for second in the conference in 1989 with 22 thefts.

In his first stint at Michigan State, serving as secondary coach and defensive coordinator under George Perles from 1983 through 1987, Saban played an integral part in helping the Spartans to three postseason bowl appearances, including a Big Ten championship in 1987 and a 20-17 victory over Southern California in the 1988 Rose Bowl. Michigan State led the nation in rushing defense in 1987, allowing only 61.2 yards per game, and ranked second in scoring defense, permitting just 12.4 points.

His college coaching credits also include stops at the U.S. Naval Academy (1982), Ohio State (1980-81), West Virginia (1978-79), Syracuse (1977), and Kent State (1975-76). While coaching the secondary at Ohio State under Earle Bruce, he helped produce four NFL draft choices.

Saban began his coaching career in 1973 as a graduate assistant at his alma mater, Kent State. A defensive back for the Golden Flashes from 1970-72, Saban played in the 1972 Tangerine Bowl against Tampa. He also earned two letters as a shortstop on the Kent State baseball team.

Born on October 31, 1951 in Fairmont, West Virginia, Saban earned his bachelor's degree in business from Kent State in 1973 and his master's in sports administration in 1975. Saban co-

authored “Tiger Turnaround” in 2001, a book documenting his first two years in Baton Rouge. He followed that by co-authoring “How Good Do You Want to Be” in 2005, which offers real-life principles on how to succeed at work and at home.

Saban also is active in community programs. At LSU, he spearheaded the fundraising for the Cox Communications Academic Center for Student-Athletes, which included donating \$50,000 himself to that cause. The center, the best of its kind in college athletics, features a 1,000-seat auditorium with more than 100 computers in a 54,000 square foot facility that gives all of LSU’s student-athletes the best chance to have success in the classroom. In addition, Saban supported a number of charitable and civic projects in Louisiana, the largest being the Children’s Miracle Network where he and his wife Terry raised more than \$100,000 a year for kids. At Michigan State, the Sabans started the “Nick’s Kids” Foundation, which they hope to continue in South Florida.

Saban and his wife, the former Terry Constable of Fairmont, West Virginia, have two children,

NICK SABAN’S CAREER RECORD

YEAR	TEAM	POSITION	REGULAR SEASON [#]	POST-SEASON	POSTSEASON RECAP
1973	Kent State	Grad Ass’t	9-2		
1974	Kent State	Grad Ass’t	7-4		
1975	Kent State	Linebackers	4-7		
1976	Kent State	Linebackers	8-4		
1977	Syracuse	Outside LBs	6-5		
1978	West Virginia	Secondary	2-9		
1979	West Virginia	Secondary	5-6		
1980	Ohio State	Secondary	9-2	0-1	Lost Fiesta Bowl (Penn State)
1981	Ohio State	Secondary	8-3	1-0	Won Liberty Bowl (Navy)
1982	Navy	Secondary	6-5		
1983	Michigan State	Def. Coordinator/ Secondary	4-6-1		
1984	Michigan State	Def. Coordinator/ Secondary	6-5	0-1	Lost Cherry Bowl (Army)
1985	Michigan State	Def. Coordinator/ Secondary	7-4	0-1	Lost All-American Bowl (Georgia Tech)
1986	Michigan State	Def. Coordinator/ Secondary	6-5		
1987	Michigan State	Def. Coordinator/ Secondary	8-2-1	1-0	Won Rose Bowl (USC)
1988	Houston Oilers	Secondary	10-6	1-1	Won Wild Card (Cleveland) Lost Divisional (Buffalo)
1989	Houston Oilers	Secondary	9-7	0-1	Lost Wild Card (Pittsburgh)
1990	Toledo	Head Coach	9-2		
1991	Cleveland Browns	Def. Coordinator	6-10		
1992	Cleveland Browns	Def. Coordinator	7-9		
1993	Cleveland Browns	Def. Coordinator	7-9		
1994	Cleveland Browns	Def. Coordinator	11-5	1-1	Won Wild Card (New England) Lost Divisional (Pittsburgh)
1995	Michigan State	Head Coach	6-4-1	0-1	Lost Independence Bowl (LSU)
1996	Michigan State	Head Coach	6-5	0-1	Lost Sun Bowl (Stanford)
1997	Michigan State	Head Coach	7-4	0-1	Lost Aloha Bowl (Washington)
1998	Michigan State	Head Coach	6-6		
1999	Michigan State	Head Coach	9-2		Team earned Citrus Bowl berth
2000	Louisiana State	Head Coach	7-4	1-0	Won Peach Bowl (Georgia Tech)
2001	Louisiana State	Head Coach	8-3	2-0	Won SEC Champ. (Tennessee) Won Sugar Bowl (Illinois)
2002	Louisiana State	Head Coach	8-4	0-1	Lost Cotton Bowl (Texas)
2003	Louisiana State	Head Coach	11-1	2-0	Won SEC Champ. (Georgia) Won Sugar Bowl (Oklahoma)*
2004	Louisiana State	Head Coach	9-2	0-1	Lost Capital One Bowl (Iowa)

* National Champions † Includes college bowl games

	REGULAR SEASON				ALL GAMES			
	W	L	T	PCT.	W	L	T	PCT.
Collegiate Assistant.....	95	69	2	.578	97	72	2	.573
NFL Assistant	50	46	0	.521	52	49	0	.515
College Head Coach	86	37	1	.698	91	42	1	.683
31-YEAR COACHING HISTORY	231	152	3	.602	240	163	3	.595



Keith Armstrong

Special Teams

College	Temple
NFL	12th Season
Dolphins	Fifth Season



Keith Armstrong is entering his fifth season as the Dolphins’ special teams coach.

In Armstrong’s four previous seasons with the team, the Dolphins have finished in the top eight in the NFL in punt return defense all four seasons. Dolphins’ opponents have averaged only 6.0-yards per punt return during this time, including a 4.5-yard mark in 2001 when they led the league in this category, and a 5.7-yard average last year, which ranked second in the league. In addition, the Dolphins have allowed just one punt or kickoff return for a touchdown over the last four years, tied for the second-fewest in the NFL over this span. The Dolphins also have been in the top eight in the NFL in opponents’ average drive start after kickoffs all four seasons, including a No. 1 ranking in 2003 with a 25.0 mark.

The Dolphins’ special teams units are coming off their finest overall performance in quite some time in 2004, as they achieved a No. 3 ranking in a rating system compiled by the *Dallas Morning News*, which consists of numerous special teams categories. Rookie Wes Welker put forth one of the most productive seasons for a returner in club history. He ranked second in the AFC with a 10.8-yard average on 43 punt returns, while finishing seventh in the conference with a 23.2-yard average on 61 kickoff returns, one of which went for a touchdown, the first Dolphin to achieve this feat since 1989. Brendon Ayanbadejo has developed into one of the league’s top special teams players in his two seasons, and in 2004 he was voted as a second alternate to the AFC Pro Bowl squad.

Armstrong came to the Dolphins after serving the previous four seasons (1997-00) in the same role with the Chicago Bears. In 2000, Chicago’s special teams blocked a pair of opponent field goal attempts while also ranking fourth in the NFL in punt return defense, allowing an average of just 7.0-yards per return. In 1998 and 1999, the Bears’ special teams unit ranked fourth overall in the NFL based on a formula consisting of numerous categories. In 1999, his group recovered six fumbles and blocked an NFL-high four field goals. In Armstrong’s four seasons, the Bears ranked in the top ten in the NFL in punt return average, punt coverage and kickoff coverage twice each. In 1999, they led the league in kickoff coverage, having allowed an average of just 16.6 yards per return.


Armstrong first started in the NFL with the Atlanta Falcons in 1994, where he coached the safeties for two years before being promoted to secondary coach in 1996.

Armstrong was a four-year letterman (1983-86) as a running back and defensive back at Temple University, where he earned his undergraduate degree in health education. He started his coaching tenure as a graduate assistant at his alma mater in 1987. He went to the University of Miami (Fla.) in 1988 where he worked with the defensive backs and special teams. Armstrong spent one year with the Hurricanes before joining the Akron staff as receivers coach in 1989. A one-year tenure there preceded his move to Oklahoma State, where he served three years (1990-92) as secondary coach. His final collegiate post came as linebackers and special teams coach at Notre Dame in 1993.

Armstrong, who grew up in Levittown, Pa., attended Bishop Egan High School in Philadelphia. He and his wife, Kathleen, have two daughters, Kaitlin and Kristen.

KEITH ARMSTRONG'S COACHING CAREER


1987	Temple – Graduate Assistant
1988	University of Miami (Fla.) – Defensive Backs and Special Teams Coach
1989	Akron – Receivers coach
1990-92	Oklahoma State – Secondary Coach
1993	Notre Dame – Linebackers and Special Teams Coach
1994-96	Atlanta Falcons – Safeties Coach (1994-95) Secondary Coach (1996)
1997-00	Chicago Bears – Special Teams Coach
2001-	Miami Dolphins – Special Teams Coach



Charlie Baggett

**Assistant Head Coach/
Offense/Wide Receivers**

College	Michigan State
NFL	Ninth Season
Dolphins	First Season



Charlie Baggett was named to the Dolphins' coaching staff on January 25, 2005, by Head Coach Nick Saban. Baggett is a veteran of eight seasons as an NFL assistant coach, including the last five as wide receivers coach with the Minnesota Vikings where he helped put together one of the most potent offenses in the NFL over this stretch, along with current Dolphins offensive coordinator Scott Linehan.

This will be his second stint working under Saban, as he was the wide receivers/associate head coach on Saban's Michigan State staff from 1995-98. He also worked on the same staff as Saban at Michigan State from 1983-87.

With the Vikings, Baggett oversaw the development of All-Pro wide receiver Randy Moss. Under the first four years of Baggett's tutelage (2000-03), Moss caught 376 passes for 5,649 yards and 49 touchdowns, all of which ranked in the top three in the NFL over this four-year stretch. Overall in Baggett's five seasons with the Vikings, two different receivers made a total of four Pro Bowl appearances (Cris Carter – 2000; Randy Moss – 2000, 2002-03). In 2004, Nate Burleson, a 2003 third-round draft choice, broke through with 68 receptions for 1,006 yards and nine touchdowns.

Baggett joined the Vikings following a one-year stint in the same position with the Green Bay Packers in 1999. In his lone year there, two different Packers surpassed the 1,000-yard plateau, including Antonio Freeman (74-1,074) and Bill Schroeder (74-1,051). Prior to that, he served as wide receivers/associate head coach under Saban at Michigan State for four years (1995-98), his second stint with the Spartans, having also coached at the East Lansing school from 1983-92, during which time he tutored both the wide receivers and running backs under former Pittsburgh Steelers assistant coach George Perles. Overall, in his 14 seasons at MSU, Baggett coached such future NFL stars as Mark Ingram, Andre Rison, Lorenzo White, Plaxico Burress, Muhsin Muhammad, Derrick Mason and Courtney Hawkins. In between stints at Michigan State was Baggett's first stop as an NFL assistant, when he coached the Houston Oilers' wide receivers from 1993-94. In his first season with the team, Haywood Jeffries, Webster Slaughter and Ernest Givins all ranked among the top 12 in the AFC in receiving, while Jeffries and Slaughter were selected to the AFC Pro Bowl squad.


After beginning his collegiate playing career at the University of North Carolina in 1971, Baggett transferred to Michigan State, where he played his final three seasons (1973-75). He started all three years at quarterback for the Spartans, and had his best year as a junior in 1974 when he posted 1,713 total yards and 21 touchdowns, and was named the Big 10 Conference's MVP by the *Chicago Tribune*. He had a brief stint with the Hamilton Tiger-Cats of the Canadian Football League before beginning his collegiate coaching career, tutoring the wide receivers and running backs at Bowling Green in 1977 under former Michigan State head

coach Denny Stolz. He served the next four years in that position before moving on to the University of Minnesota as wide receivers coach in 1981. A two-year stay with the Golden Gophers preceded his first stop at Michigan State.

A native of Fayetteville, N.C., Baggett and his wife, Lisa, have a daughter, Camille.

CHARLIE BAGGETT'S COACHING CAREER


1977-80	Bowling Green – Wide Receivers/Running Backs Coach
1981-82	Minnesota – Wide Receivers Coach
1983-92	Michigan State – Wide Receivers/Running Backs Coach
1993-94	Houston Oilers – Wide Receivers Coach
1995-98	Michigan State – Wide Receivers/Associate Head Coach
1999	Green Bay Packers – Wide Receivers Coach
2000-04	Minnesota Vikings – Wide Receivers Coach
2005-	Miami Dolphins – Assistant Head Coach/Offense/Wide Receivers



James Coley

Offensive Assistant

College.....	Florida State
NFL.....	First Season
Dolphins	First Season



James Coley is entering his first season in the NFL after spending each of the previous two seasons (2003-04) as a graduate assistant on Nick Saban's LSU staff. During Coley's tenure in Baton Rouge, he worked primarily with the offense, breaking down tape, assisting in game plans and scouting reports, and serving as the signal caller.


Coley is a Miami native who attended Miami Senior High School. Upon graduating from Florida State University in 1997, he went on to serve the next six years (1997-2002) as a high school assistant in Miami. The final three years of this stretch were spent at Norland High School. In his final season of 2002, he was the offensive coordinator and assistant head coach as the team posted a record of 13-2 and went on to claim the Class 6A state title. He also was an assistant at Miami Senior High School from 1997-99.

JAMES COLEY'S COACHING CAREER

2003-04	Louisiana State University – Graduate Assistant
2005 -	Miami Dolphins – Offensive Assistant

DOLPHINS PRO BOWL TOUCHDOWNS


In the 2003 Pro Bowl, Dolphins running back Ricky Williams scored on a pair of one-yard runs as he was named the MVP in the AFC's 45-20 route of the NFC. He became just the fourth Dolphin to account for a touchdown in the NFL's annual All-Star contest. Prior to that, the most recent Dolphin to have accounted for a touchdown in the Pro Bowl was wide receiver Mark Clayton, who caught a nine-yard touchdown pass from Buffalo's Jim Kelly in the 1991 game. The others who have achieved this feat are tight end Ferrell Edmunds, who had a five-yard scoring reception from Seattle's Dave Krieg in the 1989 game, and Hall of Fame wide receiver Paul Warfield, who caught a 32-yard TD pass from Dolphins teammate Bob Griese in the '74 contest.



Dameyune Craig

Special Teams Assistant

College Auburn
NFL First Season
Dolphins First Season



Dameyune Craig, a former NFL quarterback, is entering his first season as an NFL assistant coach after spending 2004 as a graduate assistant on Nick Saban's LSU staff.

Craig originally went to training camp with Carolina in 1998 as an undrafted college free agent, and spent most of his rookie season on the Panthers' practice squad, before earning a four-game stay on the 53-man roster to close out the season. He was on the Panthers' active roster from 1999-2001, and saw action in six games, all in a reserve role, during that time, as he completed four of eight passes for 34 yards with no TDs or INTs. He also played with the Scottish Claymores of the NFL Europe League in the spring of 1999 and Indiana of the Arena Football League in 2002. His Claymores jersey from a game against Frankfurt on May 22, 1999 is in the Pro Football Hall of Fame in Canton, as he threw for a single-game professional record 611 yards that day.

Craig was a four-year letterman (1994-97) at Auburn, during which time he completed 427 of 782 passes for 6,026 yards with 39 touchdowns and 24 interceptions. His career yardage total ranks third in school annals. He served as the Tigers' starter each of his final two years, and as a senior in 1997, he connected on 216 of 403 passes for an Auburn single-season record 3,277 yards, to go along with 18 touchdowns and 13 interceptions. He was an Academic All-Southeastern Conference selection as a senior. In his career, he also rushed for 435 yards and 18 scores. In Craig's two years as a starter, Auburn posted a composite record of 18-7, which included one appearance in the SEC championship game and bowl wins both years.

Craig is a native of Prichard, Alabama, where he attended Blunt High School. He led the school to the state Class 5A state championship his sophomore and senior seasons. He has

DAMEYUNE CRAIG'S COACHING CAREER

2004 Louisiana State University – Graduate Assistant
2005 - Miami Dolphins – Special Teams Assistant



Tim Davis

Assistant Offensive Line

College Utah
NFL First Season
Dolphins First Season



Tim Davis enters his first season as an NFL assistant after being named to his current post by Head Coach Nick Saban on February 14, 2005. Davis joins the Dolphins with more than 15 years of experience at the collegiate level, including the last three with the 2004 national champion USC Trojans.

In Davis' three years at USC, the team won a major bowl game each season and claimed at least a share of the national championship the last two years. He was in charge of the Trojans' guards and centers in his first year at the school before handling the entire line in 2003-04. In Davis' two years in this capacity, USC yielded a total of only 40 sacks, an average of 1.5 per game. In 2003, tackle Jacob Rogers was a consensus All-America selection and went on to become a second-round draft choice of Dallas in 2004.


Davis first went to USC in 2002 following a five-year stint (1997-2001) as tight ends/offensive tackles coach at the University of Wisconsin. The Badgers played in a bowl game in four of Davis' five seasons at the school, where he got his start in the coaching profession as a volunteer assistant in 1983 and 1986, and a graduate assistant from 1984-85. After one more year as a graduate assistant, at the University of Arizona in 1987, Davis landed his first full-time coaching position the following year, as offensive coordinator at Walla Walla (Wash.) Community College. He moved on to Idaho State as offensive line coach in 1989 before being named to the same post at Utah in 1990, a spot which he manned for the next seven seasons. During that seven-year stint at Utah, the Utes made four bowl appearances after not having been to a postseason game since 1964.

After beginning his collegiate career at Chabot Junior College in Hayward, Calif., Davis went on to become a three-year letterman as an offensive tackle at Utah, from 1978-80. He earned his degree in physical education from the Salt Lake City school in 1982, and his master's degree in higher education from Wisconsin in 1986. Following his collegiate playing career, he had brief stints with the Hamilton Tiger-Cats of the Canadian League (1981) and the Los Angeles Express of the USFL (1983).

A native of Castro Valley, Calif., Davis and his wife, Janice, have a son, Nick, and a daughter, Mary Rose.

TIM DAVIS' COACHING CAREER


1983-86	Wisconsin – Volunteer Assistant (1983, 1986) Graduate Assistant (1984-85)
1987	University of Arizona – Graduate Assistant
1988	Walla Walla Community College – Offensive Coordinator
1989	Idaho State – Offensive Line Coach
1990-96	Utah – Offensive Line Coach
1997-01	Wisconsin – Tight Ends/Offensive Tackles Coach
2002-04	Southern California – Offensive Line Coach, Guards & Centers (2002) Offensive Line Coach (2003-04)
2005-	Miami Dolphins – Assistant Offensive Line Coach



Derek Dooley

Tight Ends

CollegeVirginia
NFLFirst Season
DolphinsFirst Season



Derek Dooley was named to the Dolphins coaching staff on January 10, 2005 by Head Coach Nick Saban. Dooley enters his first season as an NFL assistant after spending the last five years at LSU, including the 2004 season when he served as assistant head coach/special teams coordinator/running backs coach.

Dooley spent the 2003-04 seasons coaching the Tigers' running backs and coordinating the special teams. In 2003, running back Justin Vincent set an LSU freshman record by rushing for 1,001 yards, as he went on to be named MVP of both the SEC championship game as well as the Sugar Bowl, in which LSU claimed the national title. Last year, the Tigers finished first in the SEC in rushing (193.8 yards per game), led by Alley Broussard (867 yards, 6.1 avg.)

and Joseph Addai (680 yards, 6.7 avg.). Broussard set an LSU single-game record in 2004 with 250 yards rushing against Ole Miss. Dooley's special teams unit ranked among the best in the conference during his tenure as well, as they finished first in the SEC in net punting (2003), punt returns (2003) and kickoff coverage (2003 and 2004). In addition, Skyler Green led the nation in punt return average in 2003, with an 18.5-yard average, with two of his returns going for touchdowns. That year, he was a first-team All-America selection as a return specialist. Green added another punt return for a score in 2004.


Dooley first went to Baton Rouge in 2000 as the Tigers' recruiting coordinator/tight ends coach, a position in which he served three years (2000-02). During this time, Robert Royal set an LSU single-season record for touchdowns by a tight end (5 in 2000) and was named first-team All-Southeastern Conference in both 2000 and 2001.

Prior to joining LSU, Dooley spent the 1997-99 seasons as wide receivers coach at Southern Methodist, while also holding the duties of assistant recruiting coordinator for his final two years. That followed a one-year stint (1996) as a graduate assistant at the University of Georgia. A walk-on wide receiver at the University of Virginia, Dooley earned a scholarship with the Cavaliers following his second season and helped the school to three bowl appearances, including an ACC Championship in 1989. In 1990, he was named first-team Academic All-ACC and participated in the Senior Bowl. He graduated from the Charlottesville, Va., school in 1990 with a bachelor's degree in government and foreign affairs, and went on to earn his law degree from Georgia in 1994.

Before embarking on his coaching career, Dooley practiced law at a private firm in Atlanta for almost two years. Derek is the son of legendary Georgia Head Football Coach Vince Dooley. Derek and his wife, Allison, have two sons, John Taylor and Peyton, and a daughter, Julianna.

DEREK DOOLEY'S COACHING CAREER


1996	University of Georgia – Graduate Assistant/Defensive Backs
1997-99	Southern Methodist University – Wide Receivers Coach (1997) Wide Receivers/Assistant Recruiting Coordinator (1998-99)
2000-04	Louisiana State University – Recruiting Coordinator/Tight Ends Coach (2000-02) Special Teams Coordinator/Running Backs Coach (2003) Assistant Head Coach/Special Teams Coordinator/Running Backs Coach (2004)
2005-	Miami Dolphins – Tight Ends Coach



George Edwards

Linebackers

College.....	Duke
NFL	Eighth Season
Dolphins	First Season



George Edwards was named to the Dolphins' coaching staff by Head Coach Nick Saban on January 19, 2005. Edwards joins the Dolphins with seven seasons as an NFL assistant coach on his résumé, including one as a coordinator.

Most recently, Edwards was the linebackers coach with the Cleveland Browns in 2004. That followed a two-year stint with the Washington Redskins, including 2003 as the team's defensive coordinator. Following the '03 season, linebacker LaVar Arrington and cornerback Champ Bailey were selected to the NFC Pro Bowl squad. In 2002, Edwards served as the Redskins' assistant defensive coordinator/linebackers coach, as Arrington accounted for the most productive season of his NFL career with 107 tackles and 11 sacks in earning his second straight Pro Bowl berth. In addition, that year each of the team's starting linebackers, which also included Jesse Armstead and Jeremiah Trotter, surpassed the 100-tackle plateau.

Edwards began his NFL coaching career with a four-season stint with the Dallas Cowboys

(1998-2001), where he tutored the team's linebackers. Under Edwards' guidance, Dexter Coakley, a third-round draft choice in 1997, was selected to the Pro Bowl twice over this four-year span (1999, 2001), as he was Dallas' second-leading tackler all four years.

Before embarking on his NFL coaching career, Edwards held collegiate assistant posts at Georgia (1997), Duke (1996), Appalachian State (1992-95) and Florida (1991). During his one-year tenure at Georgia, Edwards tutored a defensive line which included a pair of freshmen in Richard Seymour and Marcus Stroud, both of whom would be selected in the first round of the 2001 NFL Draft. A native of Siler City, N.C., Edwards is a Duke University alumnus, where he was a four-year letterman. He was two-year special teams captain and an All-ACC honorable

GEORGE EDWARDS' COACHING CAREER

1991	Florida – Graduate Assistant
1992-95	Appalachian State – Linebackers Coach
1996	Duke – Linebackers Coach
1997	Georgia – Defensive Line Coach
1998-01	Dallas Cowboys – Linebackers Coach
2002-03	Washington Redskins – Assistant Defensive Coordinator/Linebackers Coach (2002) Defensive Coordinator (2003)
2004	Cleveland Browns – Linebackers Coach
2005-	Miami Dolphins – Linebackers Coach



Eric Fears

Assistant Strength And Conditioning

CollegeVirginia
NFLSecond Season
DolphinsSecond Season



Eric Fears is entering his second season in the NFL following a 20-year stint as a strength coach at the collegiate level, including the previous eight at the University of Georgia, where he had served as head strength coach from 1996-2003.

Prior to arriving at Georgia, Fears was the head strength coach at the University of Virginia for two years (1994-95), where he took over for Dolphins head strength and conditioning coach John Gamble, who had held the same post at Virginia from 1984-93. In Fears' final year with the Cavaliers, he was named the Atlantic Coast Conference Strength Coach of the Year. Virginia went to a bowl game in each of Fears' two seasons in Charlottesville, including 1995 when they were ACC Co-Champions. In addition to heading up the strength programs at Georgia and Virginia, Fears also served as the director of strength and conditioning at Washington State (1993), South Carolina (1989-92) and The Citadel (1988).

A native of Silver Spring, Md., Fears was a three-year letterman as a running back at the University of Virginia (1981-83). After earning his degree in elementary education in 1984, he went on to serve on the staff at his alma mater as both a graduate assistant (1984-85) and assistant strength coach (1985-87), during which time he also worked under Gamble. Fears and his wife, Sherri, have two sons, Eric Jr. and Naaman.

ERIC FEARS' COACHING CAREER


1984-87	University of Virginia – Graduate Assistant (1984-85) Assistant Strength Coach (1986-87)
1988	The Citadel – Director of Strength and Conditioning
1989-92	University of South Carolina – Director of Strength and Conditioning
1993	Washington State University – Director of Strength and Conditioning
1994-95	University of Virginia – Director of Strength and Conditioning
1996-03	University of Georgia – Director of Strength and Conditioning



John Gamble

Strength And Conditioning

CollegeHampton Institute
NFL12th Season
Dolphins12th Season



John Gamble enters his 12th season with the Dolphins as strength and conditioning coach, having been named to the position on March 16, 1994. Gamble has the primary responsibility in the area of strength and conditioning for the club.

In his position, Gamble is responsible for the organization and implementation of the programs for the team's overall conditioning development. Bert Hill and Eric Fears assist Gamble with the implementation of the programs and his interaction with the Dolphins' training and medical staffs. Gamble was named by the Professional Strength Coaches Society as its 1998 Coach of the Year.

Gamble joined the Dolphins after having served ten years (1984-93) as the head strength coach at the University of Virginia. He also served two seasons as assistant strength coach (1982-83) and one year on a part-time basis (1981) at Virginia. He was named 1985 Strength Coach of the Year by the National Strength and Conditioning Association. At Virginia, Gamble helped develop such future NFL stars as Jim Dombrowski, Jeff Lageman, Herman Moore and Ray Roberts.

Gamble served an eight-year stint as Virginia state director for the National Strength and Conditioning Association and was named Outstanding State Director for Region II in 1984.

A world renowned powerlifter, Gamble was the No. 1-ranked powerlifter in the world in the 275-pound class from 1981 to 1983. His personal records for total pounds in three lifts while competing in the United States Powerlifting Federation was 2,270 pounds, and he has personal bests of full squat, 892 lbs.; bench press, 573 lbs.; and dead lift, 826.5 lbs. in those three lifts. Gamble was inducted into the U.S. Weightlifting Hall of Fame in York, Pa., in June of 1999.

Gamble played linebacker at Hampton Institute and was a first-team Black College All-America selection. He also earned All-Central Intercollegiate Athletic Association honors in football and in track and field.


Married to Sharon, the couple has three sons, John Nathan III, Austin Craig and Tucker

JOHN GAMBLE'S COACHING CAREER

1982-93 University of Virginia – Assistant Strength Coach (1982-83)
Head Strength Coach (1984-93)
1994- Miami Dolphins – Strength Coach (1994-95)
Strength and Conditioning Coach (1996-

BROTHERLY LOVE


In 2003, fullback Obafemi Ayanbadejo and linebacker Brendon Ayanbadejo, each of whom were in their first seasons with the Dolphins, became the second set of brothers to play for the team in franchise history. They followed in the footsteps of the Blackwoods, which included Glenn (1979-87) and Lyle (1981-86), both of whom played safety. In 2005, the Dolphins will have their second set of brothers who served on the team's coaching staff. Judd Garrett, who has been an offensive quality control coach with the club since 2000, will be joined this year by his older brother, Jason, who just concluded a 12-year playing career in the NFL and is now embarking on a career as a coach, where he will tutor the Dolphins' quarterbacks this year. The first set of brothers to have coached with the Dolphins was the Shulas, which included David (1982-88) and his younger brother, Mike (1991-92, 2000-02).



Jason Garrett

Quarterbacks

College	Princeton
NFL	First Season
Dolphins	First Season



Jason Garrett was named the Dolphins’ quarterbacks coach by Head Coach Nick Saban on February 2, 2005. Garrett joins the Dolphins staff following a 12-year playing career which culminated by spending the final six games of the 2004 season as a member of the Dolphins.

Garrett spent the first seven years of his career (1993-99) with Dallas where he started nine of the 23 games in which he played. He was part of two Super Bowl Championship clubs there as a backup to Troy Aikman. Garrett also served as the primary backup to Kerry Collins during the New York Giants’ run to the Super Bowl in 2000, and played the entire fourth quarter of the NFC Championship Game that year. He also spent the next three seasons with the Giants.

Garrett then went to training camp with Tampa Bay last year before being released on August 31. The Buccaneers re-signed him on October 13 and he spent the next two games as the team’s third quarterback before being released again on November 6, and then signed by the Dolphins on November 24. Overall in his 12 NFL seasons, Garrett started nine of the 40 regular season games in which he played and completed 165 of 294 passes for 2,042 yards with 11 touchdowns and five interceptions.

Garrett entered the league as an undrafted rookie free agent in 1989 with the Saints’ developmental squad before being released prior to the 1990 season. He spent that year as an assistant coach at Princeton University, his alma mater, where he had been an honorable mention All-American and Ivy League Player of the Year as a senior in 1988. In 1991, Garrett moved on to play in the World League and the Canadian Football League before joining the Cowboys’ practice squad in 1992.

Garrett, who prepped at University School in Chagrin Falls, Ohio, follows in his family footsteps in 2005. His father, Jim, spent 30 years in the NFL as a coach and scout. His brother, John, is now wide receivers coach at the University of Virginia after holding a similar position with the Cincinnati Bengals. Another brother, Judd, has been an assistant coach in the NFL since 1997 and is now the Dolphins’ offensive quality control coach. An older brother, Jim, is currently the offensive coordinator at his prep alma mater, University School.

JASON GARRETT’S COACHING CAREER

2005- Miami Dolphins – Quarterbacks Coach

DOLPHINS DRAFT FROM FLORIDA COLLEGES


The Dolphins have selected a player from a Florida university in 21 of the team’s 40 college drafts. Overall, the Dolphins have drafted 39 players from the State of Florida. The University of Miami leads the way with 15 Dolphin draftees, followed by ten from the University of Florida, seven from Florida State University, four from the University of Tampa, two from Bethune-Cookman and one from Florida A&M. When the Dolphins drafted Miami’s Vernon Carey in the first round in 2004, it was the first time since 1997 and the fifth time overall that the Dolphins had selected a player from a Florida school in the first round. The selection of Florida linebacker Channing Crowder in the third round of the 2005 Draft marked the second year in-a-row in which the Dolphins picked a player from a Florida college.



Judd Garrett

Offensive Quality Control

CollegePrinceton
NFLNinth Season
DolphinsSixth Season



Judd Garrett is entering his ninth season as an NFL assistant and his sixth with the Dolphins after spending the previous three seasons (1997-99) as an offensive assistant with the New Orleans Saints.

Garrett was a three-year starter (1987-89) as a running back at Princeton University, where he was named the Ivy League Player of the Year and a Division I-AA All-American his senior season. He was selected by the Philadelphia Eagles in the 12th round of the 1990 draft, and after being released by the Eagles in training camp, Garrett spent the 1990 season as an assistant coach at Princeton. He went on to play with the London Monarchs of the World League from 1991-92. In his first year there, he led the league in receptions and was an All-League pick. His 71 receptions in 1991 stood as a league record until the 2000 season. After spending the 1993 season on the Dallas Cowboys' practice squad, Garrett played two years in the Canadian Football League, with the Las Vegas Posse in 1994 and the San Antonio Texans in 1995. He coached one year (1996) at his prep alma mater, University School in Chagrin Falls, Ohio, prior to joining the Saints.

Garrett is continuing his family tradition in the NFL. His father, Jim, just recently retired following a 30-year stint as an NFL assistant coach and scout. His older brother, John, is currently the receivers coach at the University of Virginia. Another older brother, Jason, had a 12-year career as a quarterback in the NFL with Dallas, the New York Giants, Tampa Bay and the Dolphins, and was named Miami's quarterbacks coach this offseason. Older brother, Jim, currently is the offensive coordinator at University School. Judd and his wife, Kathy, who was an All-America soccer player at Princeton, have two sons, Calvin (7/31/93) and Campbell (3/31/98), and two daughters, Frances (4/12/95) and Kassity (1/2/03).

JUDD GARRETT'S COACHING CAREER

1990	Princeton University – Offensive Assistant
1997-99	New Orleans Saints – Offensive Assistant
2000-	Miami Dolphins – Offensive Assistant (2000) Offensive Quality Control (2001-02, 2005-) Offensive Quality Control/Quarterbacks (2003) Offensive Quality Control/Receivers (2004)

DOLPHINS' UNRAFTED ROOKIE FREE AGENT SUCCESS

Since 2000, a total of nine undrafted college free agents signed by the Dolphins have appeared on the team's 53-man roster during their rookie seasons, including fullback Doug Easlick and safety Quintin Williams last year. Of this total, five were on the roster for all 16 regular season games, with the most recent being defensive end Otis Grigsby and guard Billy Yates in 2003. Over the last ten years, 12 such players have been part of the Dolphins' roster in their rookie seasons, with seven having spent all 16 games there, including Larry Izzo, a rookie free agent out of Rice in 1996 who went on to earn Pro Bowl status as a special teams player following the 2000 season. Other undrafted free agents over the past ten years who found themselves on the Dolphins' roster in their rookie seasons include G Greg Jerman (2002), LB Justin Seaverns (2002), C/G Troy Andrew (2001), S Trent Gamble (2000), LB Tommy Hendricks (2000), LB Anthony Harris (1996) and WR Kirby Dar Dar (1995).



Bert Hill

Associate Strength And Conditioning

CollegeAuburn-Montgomery
NFL12th Season
DolphinsFirst Season



Bert Hill, with 11 years of experience as a strength coach in the National Football League, was named the Dolphins' associate strength coach by Head Coach Nick Saban on February 14, 2005.

From 1990-2000, Hill was on the staff of the Detroit Lions. For his first eight years with the club, he served as strength and conditioning/assistant defensive line coach. From 1998-2000, he was strength and conditioning/assistant offensive line coach. Hill joined the Lions following a one-year stop (1989) as strength and conditioning coach at Texas A&M, his second tour of duty at the College Station school, having served in the same capacity there from 1983-87. While Hill was on that staff, the Aggies won three straight Southwest Conference titles, from 1985-87. In 1988, he held the same title at Ohio State.

Hill got his start in the coaching profession as assistant defensive line/assistant strength coach at Nicholls State in 1981. That preceded a one-year stint as assistant strength and conditioning coach at Auburn in 1982.

Hill played linebacker at Marion (Ala.) Military Institute Junior College from 1976-77 and at Wichita State in 1978. He earned his bachelor's degree in physical education from Auburn-Montgomery in 1980 and master's degree in physical education with an emphasis in strength physiology from Auburn University in 1982.

Since 2001, Hill had worked in private business in Dallas, Texas. He also has co-authored several books on the discipline of strength and conditioning. He is native of Montgomery, Ala.

BERT HILL'S COACHING CAREER

1981	Nicholls State – Assistant Defensive Line/Assistant Strength Coach
1982	Auburn – Assistant Strength and Conditioning Coach
1983-87	Texas A&M – Strength and Conditioning Coach
1988	Ohio State – Strength and Conditioning Coach
1989	Texas A&M – Strength and Conditioning Coach
1990-2000	Detroit Lions – Strength and Conditioning/Assistant Defensive Line Coach (1990-97) Strength and Conditioning/Assistant Offensive Line Coach (1998-2000)
2005-	Miami Dolphins – Associate Strength and Conditioning Coach

1972 DOLPHINS ONE OF THREE TO BOAST PAIR OF 1,000-YARD RUSHERS


The 1972 Miami Dolphins led the NFL by averaging an astounding 211.4 yards rushing per game that year. They were led by running backs Larry Csonka and Mercury Morris, who rushed for 1,117 and 1,000 yards, respectively. The '72 Dolphins are one of only three teams in NFL history to have two 1,000-yard rushers in the same season. They are joined by the 1976 Pittsburgh Steelers (Franco Harris – 1,128; Rocky Bleier – 1,036) and the 1985 Cleveland Browns (Kevin Mack – 1,104; Earnest Byner – 1,002).



Hudson Houck

Offensive Line

College USC
NFL 23rd Season
Dolphins First Season



Hudson Houck, one of the most respected offensive line coaches in the NFL, was named to the Dolphins' staff by Head Coach Nick Saban on January 25, 2005. He comes to the Dolphins with 22 years of experience in the NFL, including the last three with San Diego.

With the Chargers in 2004, Houck helped to revitalize an offensive line which featured five new starters from the previous year. The Chargers ranked tenth in the NFL in total offense, including a No. 6 finish on the ground, as they averaged 136.6 yards rushing per contest. LaDainian Tomlinson ran for more than 1,300 yards in each of Houck's three years there, including more than 1,600 in his first two. The Chargers' line permitted just 21 sacks in 2004, the fourth-lowest total in the NFL and the eighth-fewest in that franchise's 45-year history. Overall in Houck's three seasons with the Chargers, the offensive line allowed an average of only 24.6 sacks per season. Their total of 74 sacks over this three-year period is the fourth-lowest in the NFL over this stretch.

Houck joined the Chargers following a nine-year stint as offensive line coach with the Dallas Cowboys (1993-2001). This included four years (1994-97) when he also held the title of assistant head coach. Over this nine-year period, the Cowboys permitted a total of only 203 sacks, the lowest figure in the NFL. They yielded less than 20 sacks three times and less than 30 on six occasions. During Houck's tenure in Dallas, six different offensive linemen made a total of 22 trips to the Pro Bowl. This group included Larry Allen (7), Nate Newton (5), Erik Williams (4), Ray Donaldson (2), Mark Stepnoski (2) and Mark Tuinei (2). The unit helped Emmitt Smith to a pair of NFL rushing titles over this nine-year stretch as he ran for more than 1,000 yards each time.

Prior to his stint with the Cowboys, Houck spent one year (1992) tutoring the offensive line with the Seattle Seahawks, when Chris Warren rushed for 1,017 yards, the first time in his career that he reached the 1,000-yard mark. This came on the heels of another successful nine-year run, with the Los Angeles Rams from 1983-91. Over his nine-year stint with the Rams, there were seven different individual 1,000-yard rushing seasons and four individual league rushing titles, including an NFL-record 2,105 yards by Eric Dickerson in 1984. Over this stretch, five different Rams offensive linemen were voted to a combined 21 Pro Bowls, including Jackie Slater (7), Doug Smith (6), Kent Hill (3), Dennis Harrah (3) and Tom Newberry (2). In the final three years of Houck's tenure with the Rams, quarterback Jim Everett passed for more yards than any other signal caller over this span and he also did not miss a start from 1988-91.

Overall in his 22 years as an NFL assistant, Houck's lines have paved the way for twenty 1,000-yard rushing seasons. The running backs who benefitted from the blocking, which have compiled six NFL rushing titles, consist of Emmitt Smith (Dallas, 9), Eric Dickerson (Rams, 4), LaDainian Tomlinson (San Diego, 3), Greg Bell (Rams, 2), Chris Warren (Seattle, 1) and Charles White (Rams, 1).

Before embarking on his NFL coaching career, Houck tutored the offensive line at his alma mater, USC, from 1976-82. During this time, he helped send numerous Trojans to the NFL including Marvin Powell, Pat Howell, Brad Budde, Anthony Muñoz, Keith Van Horne, Chris Foote, Roy Foster, Bruce Matthews, Don Mosebar and Tony Slaton. This group helped lead the way for Heisman Trophy-winning running backs Charles White and Marcus Allen, in addition to another USC great Ricky Bell, an NFL first-round draft choice in 1977.

Houck was a center at USC from 1962-64 and was part of the Trojans' 1962 national championship squad. He began his coaching career as an assistant at Crescenta Valley (Calif.) High School in 1966. After serving two years in the United States Army, Houck returned for one season at Crescenta. He then moved on to coach the freshmen team at USC from 1970-71 before becoming Stanford's offensive line coach in 1972, a position he held for four seasons.

During his tenure with the Cowboys, Houck was a supporter of The Rise School of Dallas,

a nonprofit organization which provides educational services to children with Down's Syndrome. He and his offensive linemen, in conjunction with The Rise School, participated in the First Down for Down Syndrome fund-raising program.

A Los Angeles native, Houck attended that city's Eagle Rock High School. He has a son, Troy. His wife Elsie, has two children, Scott and Holly.

HUDSON HOUCK'S COACHING CAREER

1970-71	Southern California – Freshman Coach
1972-75	Stanford – Offensive Line Coach
1976-82	Southern California – Offensive Line Coach
1983-91	Los Angeles Rams – Offensive Line Coach
1992	Seattle Seahawks – Offensive Line Coach
1993-01	Dallas Cowboys – Offensive Line Coach (1993, 1998-2001)
	Assistant Head Coach/Offensive Line (1994-97)
2002-04	San Diego Chargers – Offensive Line Coach
2005-	Miami Dolphins – Offensive Line Coach



Travis Jones

Assistant Defensive Line

College Georgia
NFL First Season
Dolphins First Season



Travis Jones was named to the Dolphins' coaching staff by Head Coach Nick Saban on January 19, 2005. He re-joins Saban after having served on the LSU staff the last two years.

At LSU, Jones was the Tigers' defensive line coach/recruiting coordinator both years. In Jones' first season in Baton Rouge, the Tigers' defensive front recorded 31 of the team's school-record 44 sacks, while also limiting opponents to 67 yards rushing per game, a figure that ranked first in the SEC and third nationally. Defensive tackle Chad Lavalais was a consensus All-American and a finalist for the Nagurski and Lombardi Awards. Lavalais was named National Defensive Player of the Year by the Sporting News and SEC Defensive Player of the Year by the league's coaches. Following the 2003 season, Lavalais and defensive end Marquise Hill were both selected in the NFL Draft. Defensive end Marcus Spears was named First-Team All-SEC in 2003 by the Associated Press and was a consensus All-America pick in 2004 as he registered nine sacks last year, tied for the fourth-highest single-season total in school history and the most since 1995. Spears was a first-round draft choice of Dallas this year.

Prior to his stint at LSU, Jones served as a member of the Kansas coaching staff for two years (2001-02), where he worked with the Jayhawks' defensive linemen. While there, he tutored defensive tackle Nate Dwyer, a first-team All-Big 12 selection in 2001, who also was a fourth-round draft choice of Arizona in 2002. That preceded a three-year stint as linebackers coach and recruiting coordinator at Appalachian State (1998-2000). Jones began his coaching career at his alma mater, the University of Georgia as a graduate assistant in 1997 where he worked with the defensive line, which included a pair of freshmen in Richard Seymour and Marcus Stroud. Jones was a four-year letterwinner (1990-92, 94) as a defensive lineman for the Bulldogs and served as a defensive captain in his final year before graduating in 1995. He also earned a master's degree from the school in 1998.

Jones played one season with the Baltimore Stallions of the Canadian Football League in 1995 and then joined the Florida Bobcats of the Arena League in 1996.

A native of Irwinton, Ga., Jones and his wife, Melody, have a daughter, Kennedi.

TRAVIS JONES' COACHING CAREER

1997	University of Georgia – Graduate Assistant-Defensive Line
1998-2000	Appalachian State University – Linebackers Coach/Recruiting Coordinator
2001-02	University of Kansas – Defensive Line Coach
2003-04	Louisiana State University – Defensive Line Coach/Recruiting Coordinator
2005-	Miami Dolphins – Assistant Defensive Line Coach



Scott Linehan

Offensive Coordinator

College	Idaho
NFL	Fourth Season
Dolphins	First Season



Scott Linehan was named the Dolphins' offensive coordinator by Head Coach Nick Saban on January 19, 2005. Linehan joins the club after presiding over one of the NFL's most potent offenses over the last three years in the Minnesota Vikings, where, in addition to his duties as coordinator, he also served as quarterbacks coach during this time.

Under Linehan, the Vikings' offensive unit ranked No. 1 overall in the NFL in 2003, finishing fourth in both passing and rushing. They followed that up with a No. 4 overall ranking in 2004, as they boasted the No. 2 passing team in the league. Last year, quarterback Daunte Culpepper put together one of the greatest passing seasons of all-time, posting the fourth-highest passer rating (110.9) and fifth-most touchdown passes (39) in NFL single-season history. In his first NFL season in 2002, Linehan directed the No. 2-ranked offensive unit and the NFL's leading rushing attack, one which averaged 156.7 yards per game and 5.3-yards per rush attempt. In fact, in Linehan's three seasons as coordinator, Minnesota averaged 4.7-yards per rush attempt or better each year.

Before taking over the offensive unit with the Vikings, Linehan spent the previous 13 years as an assistant at the collegiate level. His final stop was as offensive coordinator/quarterbacks coach at Louisville from 1999-2001. During Linehan's tenure there, the Cardinals went to three straight bowl games and became the first Conference USA team to capture back-to-back league championships. Dave Ragone (2000-01) and Chris Redman, (1999) won the Conference Player of the Year Award in Linehan's three seasons at the school. Both players became NFL draft choices. Linehan preceded that tenure with a five-year stint at the University of Washington, from 1994-98. He was the Huskies' wide receivers coach for his first two seasons at the school, before also taking on the role of offensive coordinator for his final three years. In that capacity, he developed two more future NFL draft choices in quarterbacks Brock Huard and Marques Tuiasosopo.

Linehan got his start in the coaching profession as wide receivers coach at his alma mater, Idaho, in 1989. After two years in that position, he moved on to become quarterbacks coach at Nevada-Las Vegas in 1991. He returned to Idaho in 1992 and spent two seasons as the Vandals' offensive coordinator/quarterbacks coach. In Linehan's final two years at Idaho, he tutored quarterback Doug Nussmeier, who set virtually every school career passing record and was the 1993 winner of the Walter Payton Award, signifying the top player in Division I-AA. Nussmeier went on to become a fourth-round draft choice of the New Orleans Saints in 1994. Under Linehan, Idaho led all Division I-AA schools in scoring (47.5 points per game) and total offense (532 yards per game) in 1993.

Linehan played quarterback at Idaho, from 1982-86, guiding the Dennis Erickson-coached team to a Big Sky Championship in 1985 and Division I-AA playoff appearances three straight years (1984-86).

A native of Sunnyside, Wash., Linehan and his wife Kristen have three sons, Matthew, Michael, and Marcus.

SCOTT LINEHAN'S COACHING CAREER

1989-90	Idaho – Wide Receivers Coach
1991	Nevada-Las Vegas – Quarterbacks Coach
1992-93	Idaho – Offensive Coordinator/Quarterbacks Coach
1994-98	University of Washington – Wide Receivers Coach (1994-95) Offensive Coordinator/Wide Receivers Coach (1996-97) Offensive Coordinator/Quarterbacks Coach (1998)
1999-01	Louisville – Offensive Coordinator/Quarterbacks Coach
2002-04	Minnesota Vikings – Offensive Coordinator/Quarterbacks Coach
2005-	Miami Dolphins – Offensive Coordinator



Will Muschamp

**Assistant Head Coach/
Defense**

College Georgia
NFL First Season
Dolphins First Season



Will Muschamp enters his first season as an NFL assistant after being named to the Dolphins staff on January 10, 2005, by Head Coach Nick Saban. In his role, Muschamp will work with the team's safeties as well as with the nickel package, among other responsibilities.

Muschamp joins Saban from the LSU staff, where he had served since 2001. Muschamp began his tenure in Baton Rouge as linebackers coach before being promoted to defensive coordinator in 2002.


In 2004, LSU had the nation's third-ranked defense as it permitted an average of 17.1 points and 256.9 yards per game. They placed fifth in the nation in pass defense (157.2 yards per game) and seventh in rush defense (99.8 yards per game). They also allowed an average of only 2.9 yards per rush attempt. The unit, which claimed two performers who earned All-America accolades in defensive end Marcus Spears and cornerback Corey Webster, tallied three touchdowns, including two off interceptions and another on a fumble return. In LSU's national championship season of 2003, the Tigers' defense under Muschamp led the nation in both scoring defense (11.0 points per game) and total defense (252.0 yards per game). LSU finished the year as the SEC's top-ranked defense in seven different categories, as it set a school record with 44 sacks and seven returns for scores (5 interceptions, 2 fumbles). In his four seasons on the LSU staff, Muschamp coached four All-America performers including LB Bradie James (2002), DT Chad Lavalais (2003), Webster (2003-04) and Spears (2004).

Muschamp joined the LSU staff after spending one year (2000) as defensive coordinator at Valdosta State. That followed one-year stints as secondary coach at Eastern Kentucky (1999) and West Georgia (1998). He also was a graduate assistant at Auburn for two years, from 1995-96, where he earned his master's degree.

Muschamp was a four-year letterman at Georgia, from 1991-94, where he played safety and was a part of two bowl teams. He served as co-captain of the Bulldogs' defense his senior year. He also earned a spot on the SEC Academic Honor Roll in 1993. A native of Rome, Ga., Muschamp and his wife, Carol, have two sons, Jackson and Whit.

WILL MUSCHAMP'S COACHING CAREER


1995-96	Auburn University – Graduate Assistant
1998	West Georgia – Secondary Coach
1999	Eastern Kentucky – Secondary Coach
2000	Valdosta State – Defensive Coordinator
2001-04	Louisiana State University - Linebackers Coach (2001) Defensive Coordinator (2002-04)
2005-	Miami Dolphins – Assistant Head Coach/Defense



Mel Phillips

Secondary

CollegeNorth Carolina A&T
NFL.....25th Season
Dolphins.....21st Season



Mel Phillips enters his 21st season as a coach for the Dolphins. During his first 11 years with the club, Phillips served as defensive backs coach. His 20 straight seasons with the same team is tied for the third-longest current streak among NFL position coaches, trailing only Pittsburgh running backs coach Dick Hoak (1972) and Cincinnati running backs coach Jim Anderson (1984), and tied with Detroit defensive assistant Don Clemons.

Phillips has helped the Dolphins finish in the top eight in the NFL in pass defense six of the last seven seasons, including a No. 1 ranking in 2001 (176.8 ypg) and a No. 2 ranking in 2004 (162.0 ypg).

Under Phillips, Dolphins defensive backs have had a knack for coming up with the big play, having returned 15 interceptions or fumbles for touchdowns over the last ten years. In Phillips' 20 previous seasons, the team's defensive backs have brought back a total of 26 interceptions or fumbles for touchdowns.

Over the past three years, three different Dolphins defensive backs have been selected for the Pro Bowl a total of six times, including three-fourths of the backfield in 2002 when cornerbacks Sam Madison and Patrick Surtain, as well as free safety Brock Marion were chosen. Phillips has been instrumental in the development of Madison, who has been named to the Pro Bowl four times. In fact, Madison and Surtain are the only cornerbacks in Dolphins history to earn Pro Bowl honors.

In 1998, Miami registered an NFL-high 29 interceptions, the second-most in team history, trailing only the 32 from 1978. In 2000, Phillips' unit again led the league in interceptions, snaring 28 enemy passes, including an AFC-high seven by strong safety Brian Walker. Madison and Marion were voted to the AFC Pro Bowl squad, the first time since 1974 that two Dolphins defensive backs were chosen for the Pro Bowl in the same season. All four starters in Miami's secondary tallied at least five interceptions in 2000, as the Dolphins became the first NFL team since the 1981 Tampa Bay Buccaneers to have at least four players record five or more interceptions in the same season. In 2001, for just the third time in club history, the Dolphins led the NFL in pass defense as they allowed an average of only 176.8 yards per contest. Last season, the Dolphins permitted just 2,592 net passing yards, the best performance by the Dolphins in a 16-game season.

Before coming to Miami in 1985, Phillips previously held the same position for five seasons with the Detroit Lions (1980-84).

A native of Shelby, N.C., Phillips played 12 seasons for the San Francisco 49ers (1966-77), including eight as a starter at strong safety. A tenacious hitter during his playing days, his career statistics include ten interceptions for 106 return yards (including a 35-yard TD in 1970). Phillips twice won the 49ers' Len Eshmont Award, symbolic of the team's most valuable player. Following his retirement from the 49ers, Phillips worked for the city of San Francisco's juvenile probation department until joining the Lions.

Collegiately, Phillips attended North Carolina A&T, where he played both ways as a defensive back and a running back. As a senior, he rushed for 648 yards and 11 touchdowns on 100 carries, and also caught 19 passes for 277 yards and four scores. That season (1965), A&T won the conference championship and Phillips intercepted two passes and rushed for two TDs in the title game. Phillips also lettered for the swimming and track teams at A&T.

Mel and his wife, Patricia, have two daughters, Paulette and Yvette and live in Miami

MEL PHILLIPS' COACHING CAREER

1980-84 Detroit Lions – Defensive Backs Coach
1985- Miami Dolphins – Defensive Backs Coach (1985-95)



Glenn Pires

Defensive Quality Control

CollegeSpringfield College
NFLTenth Season
DolphinsThird Season



Glenn Pires is entering his third season as a member of the Dolphins' coaching staff.

Pires joined the Dolphins after spending each of the previous two years (2001-02) as linebackers coach with the Detroit Lions. He got his start in the NFL coaching ranks tutoring the linebackers with the Arizona Cardinals in 1996, and spent the next five years in that post.

Pires was a four-year letterman (1976-79) as an offensive lineman at Springfield (Mass.) College. After earning his bachelor's degree in education from the school in 1980, he embarked on his coaching career as an assistant at Melrose (Mass.) High School. In 1983, he went to Syracuse as a graduate assistant and served the next two years with the Orangemen. After earning his master's degree in education from Syracuse, Pires got his first full-time position in the collegiate ranks, coaching the linebackers and defensive line at Dartmouth College in 1985. After four years at the Ivy League school, he returned to Syracuse in 1989 where he served as both defensive line coach (1989-90) and outside linebackers coach (1991-94). He then had a one-year stint (1995) as outside linebackers coach/recruiting coordinator at Michigan State University, where he served under Dolphins Head Coach Nick Saban, who was in his first year guiding the program at the East Lansing school.

A native of New Bedford, Mass., Pires and his wife, Lynn, have a daughter, Jackie, and a son, Michael.

GLENN PIRES' COACHING CAREER

1983-84 Syracuse University – Graduate Assistant
1985-88 Dartmouth College – Defensive Line/Linebackers Coach
1989-94 Syracuse University – Defensive Line Coach (1989-90)
Outside Linebackers Coach (1991-94)
1995 Michigan State University – Outside Linebackers Coach/Recruiting Coordinator
1996-00 Arizona Cardinals – Linebackers Coach
2001-02 Detroit Lions – Linebackers Coach
2003- Miami Dolphins – Assistant Defensive Line Coach (2003-04)
Defensive Quality Control (2005-)

1972 DOLPHINS ONE OF A DOZEN TO LEAD NFL IN POINTS SCORED AND ALLOWED

En route to their perfect 17-0 season, the 1972 Miami Dolphins led the NFL that year in both points scored and points allowed. During the regular season, they averaged 27.5 points per contest while yielding an average of only 12.2. They are one of only 12 teams in NFL history to achieve this feat, and of the other 11, only the 1996 Green Bay Packers went on to win the Super Bowl.



Dan Quinn

Defensive Line

CollegeSalisbury University
NFL.....Fifth Season
DolphinsFirst Season



Dan Quinn was named to the Dolphins' coaching staff on January 19, 2005, by Head Coach Nick Saban. Quinn comes to Miami from San Francisco, where he coached the past four seasons, including the last two tutoring the 49ers' defensive line.

Quinn began his tenure in San Francisco as a defensive quality control coach in 2001 before being promoted to defensive line coach in 2003. While there, Quinn played a large role in the development of defensive ends Andre Carter and Chike Okeafor. He also worked closely with defensive tackle Bryant Young, who made his second Pro Bowl appearance in as many seasons under Quinn's tutelage in 2002. Before joining the 49ers, Quinn coached the defensive line for five years at Hofstra University (1996-2000), doubling as defensive coordinator in his final season there. Quinn's initial full-time coaching job came in 1995 when he coached the defensive tackles, while also serving as recruiting coordinator, at Virginia Military Institute. That occurred one year after he was a restricted earnings coach at William & Mary in 1994.

The Orange, N.J. native started for four years as a defensive lineman at Salisbury (Md.) University, where he was also a four-year letterwinner in track and field. He and his wife, Stacey, reside in South Florida.

DAN QUINN'S COACHING CAREER


1994	William & Mary – Restricted Earnings Coach
1995	Virginia Military Institute – Defensive Tackles Coach/Recruiting Coordinator
1996-00	Hofstra – Defensive Line Coach (1996-99) Defensive Coordinator/Defensive Line Coach (2000)
2001-04	San Francisco 49ers – Defensive Quality Control Coach (2001-02) Defensive Line Coach (2003-04)
2005-	Miami Dolphins – Defensive Line Coach



Richard Smith

Defensive Coordinator

CollegeFresno State
NFL.....18th Season
DolphinsFirst Season



Richard Smith was named the Dolphins' defensive coordinator by Head Coach Nick Saban on March 2, 2005. Smith comes to the Dolphins with 17 years of NFL coaching experience on his résumé, including the last two with the Detroit Lions, when he served as that team's assistant head coach/linebackers. Two of those 17 seasons were spent working alongside Saban, as both were on the Houston Oilers staff from 1988-89.

Before joining the Lions in 2003, Smith spent six seasons (1997-02) with the San Francisco 49ers, where he coached the team's linebackers. During that time, four of his linebackers were selected for the Pro Bowl; Julian Peterson in 2002, Winfred Tubbs in 1998 and both Ken Norton, Jr. and Lee Woodall in 1997.

Prior to his stint in San Francisco, Smith spent four seasons (1993-96) with the Denver Broncos coaching special teams, while also assisting with the linebackers for three seasons (1993-95).

Smith began his NFL coaching career with the Houston Oilers in 1988 where he coached special teams and assisted with the tight ends (1988-89), linebackers (1990-91) and the offensive line (1992). The Oilers qualified for the postseason in each of Smith's five seasons with the club. In fact, the teams with which Smith has been a part of in the NFL have reached the playoffs in 11 of his 17 seasons, including four appearances with San Francisco (1997-98 and 2001-02), two with Denver (1993, 1996) and five with Houston (1988-92).


In 1987, Smith spent a season at the University of Arizona coaching linebackers and special teams after tutoring the outside linebackers and special teams from 1984-86 at the University of California.

Smith began his coaching career as offensive line coach at Rio Hondo (Calif.) Junior College from 1979-80. He then moved on to Cal State-Fullerton, where he tutored the Titans' defensive line for three seasons (1981-83).

Smith was an offensive lineman for two years (1975-76) at Rio Hondo before transferring to Fresno State, where he played from 1977-78 and helped the Bulldogs to the 1977 PCAA title. Smith graduated from Fresno State in 1979 with a degree in physical education.

RICHARD SMITH'S COACHING CAREER


1979-80	Rio Hondo (Calif.) Junior College – Offensive Line Coach
1981-83	Cal State-Fullerton – Defensive Line Coach
1984-86	California – Outside Linebackers/Special Teams Coach
1987	University of Arizona – Linebackers/Special Teams Coach
1988-92	Houston Oilers – Tight Ends/Special Teams Coach (1988-89) Linebackers Coach (1990-91) Special Teams/Assistant Offensive Line (1992)
1993-96	Denver Broncos – Special Teams/Linebackers Coach (1993-95) Special Teams Coach (1996)
1997-02	San Francisco 49ers – Linebackers Coach
2003-04	Detroit Lions – Assistant Head Coach/Linebackers



Bobby Williams

Running Backs

College	Purdue
NFL	Second Season
Dolphins	First Season



Bobby Williams was named to the Dolphins coaching staff on January 10, 2005, by Head Coach Nick Saban. It will mark the third time in Williams' coaching career that he has served on one of Saban's staffs, including the 2004 season when he was associate head coach/wide receivers at LSU.

Prior to his one-year stint in Baton Rouge, Williams spent one season (2003) as the wide receivers coach with the Detroit Lions. Before that he followed Saban as head coach at Michigan State, and served in that post from 2000-02. He led the Spartans to a victory over Florida in the 2000 Citrus Bowl after the 1999 season, his first game as the school's head coach, following Saban's departure to LSU. He also guided Michigan State to a 7-5 mark in

2001, his second full season as the team's head coach. He previously was an assistant on the Spartans' staff from 1990-99, during which time he tutored the running backs, the final five years under Saban. Michigan State backs produced nine individual 1,000-yard rushing performances in Williams' ten years in that post.

Williams got his start in the coaching profession as running backs/defensive backs coach at Ball State from 1983-84. He followed that with a five-year stop (1985-89) as offensive backfield coach at Eastern Michigan before heading off to East Lansing. Williams is a 1982 graduate of Purdue where he earned his degree in general management and lettered four years as a running back and defensive back. He was a part of three bowl teams during his playing career and was a tri-captain his senior season. He then served one year (1982) as a graduate assistant with the Boilermakers. A native of St. Louis, Mo., Williams and his wife, Sheila, have a daughter, Nataly, and a son, Nicholas.

BOBBY WILLIAMS' COACHING CAREER

1982	Purdue University – Graduate Assistant
1983-84	Ball State – Running Backs/Defensive Backs Coach
1985-89	Eastern Michigan – Offensive Backfield Coach
1990-02	Michigan State – Offensive Backfield Coach (1990-99) Head Coach (2000-02)
2003	Detroit Lions – Wide Receivers Coach
2004	Louisiana State University – Associate Head Coach/Wide Receivers
2005-	Miami Dolphins – Running Backs Coach

FOOTBALL OPERATIONS



Randy Mueller

General Manager

College Linfield College
NFL 20th Season
Dolphins First Season



Randy Mueller was named the Dolphins General Manager on June 6, 2005, bringing with him 19 years of experience in the NFL.

Most recently, Mueller spent two seasons (2000-01) as General Manager of Football Operations with the New Orleans Saints. In Mueller's two years overseeing the football operations of that club, the Saints posted a composite regular season record of 17-15, and in his first year there, captured the NFC West title and claimed the franchise's lone playoff win. For that performance, he was named the Sporting News NFL Executive of the Year in 2000.

Before joining the Saints, Mueller spent the previous 17 years with the Seattle Seahawks. He first went to Seattle in 1983 as an assistant in pro personnel and was elevated to Pro Personnel Director in 1990. In 1995, he was named Vice President/Football Operations and held that post until joining the Saints. For the past three years, Mueller served as an NFL analyst for ESPN.

A native of St. Maries, Idaho, Mueller played quarterback at Linfield College in McMinnville, Oregon. As a senior in 1982, he led the school to the NAIA Division II national championship and was named Most Valuable Player of the title game. His brother, Rick, is the Director of Player Personnel with the Saints. Randy and his wife, Lori, have a daughter, Riley.



Scott O'Brien

**Coordinator of Football Operations/
Assistant to the Head Coach**

College.....Wisconsin-Superior
NFL.....15th Season
DolphinsFirst Season



Scott O'Brien was named Coordinator of Football Operations/Assistant to the Head Coach by Nick Saban on January 10, 2005. In this role, O'Brien will handle special assignments by Saban in addition to working in the team's personnel department. O'Brien and Saban first worked together on the staff of the Cleveland Browns from 1991-94.

O'Brien is a veteran of 14 NFL seasons, including the last six as assistant head coach/special teams with Carolina. Under O'Brien's guidance, the Panthers finished in the top six in overall special teams performance four times. In his six seasons with the team, the Panthers returned a total of 11 kickoffs or punts for touchdowns. O'Brien started his NFL coaching career as special teams coach with the Cleveland Browns in 1991. He spent the next five seasons with the Browns and then followed the franchise to Baltimore, where he served in the same capacity with the Ravens from 1996-98 before joining the Panthers in 1999. During his NFL tenure, O'Brien tutored some of the NFL's top returners, including Eric Metcalf (Cleveland), Jermaine Lewis (Baltimore) and Steve Smith (Carolina). All three returned two punts for touchdowns in the same game under O'Brien, a feat that has been achieved just 11 times in NFL history. O'Brien was named NFL Special Teams Coach of the Year in 1994, in a vote of his peers. In addition, over a six-year period from 1998-03, O'Brien had at least one of his special teams players voted to the Pro Bowl each season, totaling eight selections overall during this span. This included P Todd Sauerbrun (3), KR Michael Bates (2), KR Jermaine Lewis (1), KR Steve Smith (1) and ST Bennie Thompson (1). Overall, in O'Brien's 14-year coaching career a total of six players made ten combined appearances in the Pro Bowl (Cleveland KR Eric Metcalf, 1993-94).

Also in his coaching career, O'Brien presided over the first two-point play in NFL history when Browns punter Tom Tupa scored on September 4, 1994 at Cincinnati. O'Brien's special teams unit with Carolina also accounted for the NFL's first blocked PAT at the end of regulation to send a game into overtime when they accomplished the feat in a 12-9 victory on September 14, 2003 at Tampa Bay.

O'Brien got his start in the coaching profession at his alma mater, Wisconsin-Superior, where he served on the staff from 1980-82. He also has held assistant posts at Nevada-Las Vegas (1983-85), Rice (1986) and Pittsburgh (1987-90). O'Brien was a linebacker at Wisconsin-Superior and was signed to contracts by the Green Bay Packers and Toronto Argonauts of the Canadian Football League.

A native of Superior, Wis., O'Brien is married to the former Shawn Kinney, who earned her doctorate in psychology from the University of Pittsburgh.

SCOTT O'BRIEN'S COACHING CAREER

1980-82	Wisconsin-Superior – Assistant Coach
1983-85	Nevada-Las Vegas – Linebackers Coach/Special Teams
1986	Rice – Linebackers Coach/Special Teams
1987-90	University of Pittsburgh – Special Teams Coach
1991-94	Cleveland Browns – Special Teams Coach
1995-98	Baltimore Ravens – Special Teams Coach
1999-04	Carolina Panthers – Assistant Head Coach/Special Teams



Mike Baugh

Assistant Director of Player Personnel

College Central Washington
NFL 13th Season
Dolphins First Season



Mike Baugh enters his first season with the Dolphins following a five-year stint (2000-04) as a pro scout with the New Orleans Saints.

Overall, Baugh has 12 years of NFL experience, having started with the Seattle Seahawks as an intern in the team's public relations department in 1992. He then served as an administrative assistant to head coaches Tom Flores and Dennis Erickson from 1993-96, before moving over to the Seahawks' personnel department in 1997, where he was a scouting assistant that year. In 1998, he was named manager of football administration, and in his final year with Seattle (1999) served as assistant director of pro scouting.

Baugh graduated from Central Washington University with a degree in business administration. He and his wife, Christine, have a daughter, Hannah, and a son, Brett.



Ron Labadie

Director of College Scouting

College Adrian
NFL 16th Season
Dolphins 16th Season




Ron Labadie was named the Dolphins' Director of College Scouting on May 9, 2001. He was promoted to the post after spending his first 11 years (1990-2000) with the club scouting the midwestern states for the Dolphins.

Labadie joined the Dolphins after serving as head football coach and athletic director at Adrian College. A 1971 graduate of Adrian, Labadie returned to the school as head football coach in 1982. In his eight seasons as head coach of the Bulldogs, he posted a 53-20 (.730) collegiate record. He guided the Bulldogs to MIAA Championships in 1983, 1988 and '89, as well as leading his team to NCAA Division III playoff berths in 1983 and 1988. He was given the additional responsibilities of Director of Athletics for Men in May, 1985.

Before returning to Adrian, Labadie served as head football coach at Marshall (Mich.) High School (1974-81), where he compiled a 42-30 overall record, including a 39-15 mark over his last six years. Under Labadie, Marshall captured Twin Valley Conference Championships in 1976 and '77.

A native of Paw Paw, Michigan, Labadie earned the school's most valuable player award three times (1968-70) and was named captain of the 1969 and '70 teams. He earned first team All-MIAA honors and led the conference with 10 touchdowns in five MIAA games as a senior. He was inducted into the school's Athletic Hall of Fame in 1981.

Labadie and his wife, Marilyn, have three children, Lisa (30), Brad (27) and Ben (23), and one grandson, Gabe.



George Paton

Director of Pro Personnel

College	UCLA
NFL	Ninth Season
Dolphins	Fifth Season



George Paton was named the Dolphins' Director of Pro Personnel on June 4, 2001. He joined the club after spending each of the previous four seasons in the player personnel department of the Chicago Bears.

Paton was a pro scout in his first three years (1997-99) with the Bears, before being elevated to Assistant Director of Pro Personnel in 2000. During his tenure in Chicago, Paton was involved in evaluating players in all professional leagues, advance scouting, free agency and the NFL Draft.

Paton was a four-year letterman (1988-91) as a defensive back at UCLA, where he was a part of two Bruin teams that earned bowl berths. Upon graduating with a degree in history, Paton played in professional football leagues in both Italy and Austria. Following that, he went into computer software sales while also working as an assistant football coach at his prep alma mater, Loyola High School in Los Angeles.

Paton (pronounced PAY-ton) and his wife, Barbara, reside in Ft. Lauderdale.



Chris Grier

National Scout/Assistant Director of College Scouting

College	Massachusetts
NFL	11th Season
Dolphins	Sixth Season




Chris Grier begins his sixth season with the Dolphins and his second as the team's National Scout/Assistant Director of College Scouting. Grier spent his first three years with the Dolphins as an area scout before being elevated to National Scout in 2003. He joined the club after spending the previous five years in the personnel department with the New England Patriots.

Grier started with the Patriots as an intern in 1994. He joined the club on a full-time basis the following year, and served as a regional scout until joining the Dolphins in 2000.

Grier is a 1994 graduate of the University of Massachusetts-Amherst where he played football for two years before injuries ended his career. He spent his final two years there as an undergraduate assistant.

Grier is the son of Bobby Grier, the former Vice President-Player Personnel with the New England Patriots who currently is the Associate Pro Personnel Director with the Houston Texans. Chris' brother, Michael, plays for the NHL's Buffalo Sabres.


A native of Holliston, Mass., Grier resides in Weston, Fla. with his wife, Paige, and their two



Bill Baker

College Scout

College	Tennessee
NFL.....	17th Season
Dolphins	Third Season



Bill Baker is entering his third season with the Dolphins after spending each of the previous three seasons (2000-02) as the College Scouting Coordinator with the Pittsburgh Steelers. In his role, Baker scouts the Southeast in the Dolphins' system.

Baker joined the Steelers in May of 2000 after serving as an area scout with the Seattle Seahawks from 1998-99. Prior to that, he was a scout with the Atlanta Falcons for nine seasons.

Before entering the NFL scouting ranks, Baker was the defensive coordinator at Richmond University from 1983-88. He also has held collegiate assistant posts at Wichita State, Louisville, North Alabama, Tennessee, Samford and Austin Peay.

A native of Jasper, Tenn., Baker was a running back and kick returner at the University of Tennessee. With the Volunteers, he was a member of three bowl teams. Baker and his wife, Paula, have a daughter, Jennifer. They reside in Richmond, Virginia



Adam Engroff

College Scout

College	Kansas State
NFL.....	Seventh Season
Dolphins	Seventh Season



Adam Engroff is entering his seventh season with the team and his fourth as a college scout after spending 2001 as the club's college scouting coordinator. In his current role, Engroff covers the Western portion of the country in the team's scouting system.

Engroff first joined the Dolphins in 1999 in the team's college scouting department. During that time, he performed a myriad of functions, including college scouting and draft preparation. Prior to his tenure with the Dolphins, Engroff worked in football operations for the Orange Bowl Committee from 1998-99. He also worked for the Prep Recruiting Network from 1997-98, where he scouted high school football players.

A native of Topeka, Kansas, Engroff received his undergraduate degree from Kansas State in 1997. He went on to earn his master's degree in sports administration from Lynn University in Boca Raton, Fla., in 2000.

Engroff and his wife, Beth, reside in Boise, Idaho.



Jack Glowik

College Scout

College	Miami (Ohio)
NFL	First Season
Dolphins	First Season



Jack Glowik enters his first season in the NFL in 2005 after spending 25 years as an assistant in the collegiate ranks, including the last six at Northwestern, where he tutored both the defensive line (1999-2001) and tight ends/H-backs (2002-04). Glowik will cover the Mid-Central states in the Dolphins' scouting system.

Glowik began his coaching career as a graduate assistant at his alma mater, Miami (Ohio), from 1978-79. He earned a full-time position at the school in 1980 and remained there for the next three years before moving on to North Carolina State, where he coached the defensive line for the Wolfpack from 1983-84. A year at Youngstown (1987) and two seasons at Ohio (1988-89) preceded a return to Miami (Ohio), where he was defensive line coach for the next nine years (1990-98) before joining the Northwestern staff.

Glowik was a four-year letterman as a defensive lineman at Miami (Ohio), from 1974-77, where he earned his bachelor's degree in education in 1978. He also was part of three Mid-American Conference championship clubs, and in 1998 was inducted into the school's Hall of Fame. Glowik and his wife, Beth, have two daughters, Kelsey and Haley.



Anthony Hunt

College Scout

College	St. Thomas
NFL	12th Season
Dolphins	12th Season



Anthony Hunt begins his 12th season with the Dolphins and his sixth as a college scout. Hunt is responsible for the Northeast in the Dolphins' scouting system. He also was the team's BLESTO representative his first three years as a scout.

Hunt joined the Dolphins in 1994 following his graduation from St. Thomas University in Miami. In his first six years with the club, Hunt worked in both pro and college scouting.

A Miami native, Hunt attended Archbishop Curley-Notre Dame High School. Hunt and his wife, Suzy, reside in Flemington, N.J., with their two sons, Keaton and Marshall.

DOLPHINS ARE 20-19 IN PLAYOFF GAMES

The Dolphins are 20-19 in the playoffs. The Dolphins own a record of 6-5 in AFC First-Round/Wild Card Playoffs, 7-9 in Divisional Playoffs, 5-2 in AFC Championships and 2-3 in Super Bowls. In the playoffs, Miami is 15-6 at home, 3-10 on the road and 2-3 on neutral



Roger Pollard

College Scout

CollegeHofstra
NFLThird Season
DolphinsThird Season



Roger Pollard is entering his third season as an NFL scout after spending most of the previous 14 years coaching in the collegiate ranks, including the 2000-02 seasons as the wide receivers coach at Columbia University. In the spring of 2003, he also interned in the NFL Europe League's New York office. Pollard serves as the Dolphins' BLESTO scout, while also scouting parts of the Northeast.

Pollard's initial coaching position came in 1989 when he was named assistant secondary coach and head Junior Varsity coach at his alma mater, Hofstra University. After two years in that post, he moved on to Brown University, where he served the next three years (1991-93) as the Bruins' linebackers coach and the Junior Varsity's defensive coordinator. Pollard's first head coaching position came in 1996, when he took over the reigns at Dean Junior College in Franklin, Mass. Following two seasons there, he spent one year (1998) as an assistant coach at Ridgeview High School in Orange Park, Fla., and one season (1999) as the wide receivers coach at Jacksonville (Fla.) University.

Pollard grew up in Long Island, New York, where he prepped at Maria Regina High School. He went on to letter one year as a defensive back at Rutgers University (1984) before transferring to Hofstra, where he also played one season (1988), and earned his degree in physical education. Pollard and his wife, Jennifer, have a son, Reed, and a daughter, Emmaleigh. The family resides in Kenmore, N.Y.



Ellis Rainsberger

College Scout

CollegeKansas State
NFL13th Season
DolphinsFirst Season



Ellis Rainsberger joins the Dolphins in 2005 with 12 years of experience as a scout in the NFL, including the last five (2000-04) with the Tennessee Titans. Rainsberger will scout the Midwest in the Dolphins' system.



While with the Titans, Rainsberger scouted the Southeastern portion of the United States in his first year with the team, and parts of the Midwest and the East over his final four seasons. Prior to joining Tennessee, he spent seven seasons with the Cleveland Browns/Baltimore Ravens organization (1992-98). During that time, he filled several roles, including college scout, pro personnel/advance scout and assistant defensive line coach.

Before embarking on his NFL career, Rainsberger was an assistant coach at Toledo from 1989-91, and in 1990 worked on a staff that was led by current Dolphins Head Coach Nick Saban. Prior to that, Rainsberger worked at the professional level in both the Canadian Football League and the United States Football League. He served as offensive coordinator

for the Winnipeg Blue Bombers (1978-83) and Toronto Argonauts (1986-88) of the CFL, while holding a position on the staffs with the Denver Gold (1983) and Pittsburgh Maulers (1984) of the USFL, having served as the Maulers' head coach for the second half of the 1984 season. He also was a member of the CFL scouting combine from 1985-86.

Rainsberger was a three-year letterman at Kansas State (1955-57), where he was an All-Big Eight selection twice (1956-57) and an Academic All-America choice once (1957). He served as a team captain his final two years. He also lettered twice in wrestling for the Wildcats, with one Missouri Valley Conference title to his credit. He went on to serve as an assistant coach at Drake from 1959-61, before being appointed head coach at Washburn, from 1962-64. He moved on to an assistant post at Kansas in 1965 before taking a one-year stint as head coach at Southern Illinois in 1966. Stops at Illinois (1967-72) and Wisconsin (1973-74) preceded his next head coaching position, at Kansas State from 1975-77.



Rainsberger and his wife, Shirley, have six grown children, Becky, Bud, Cathy, Sandy, Chris and Mike.

	Johnathon Stigall		
	College Scout		
	College	DePauw	
	NFL	Sixth Season	
	Dolphins	Sixth Season	

Johnathon Stigall is entering his sixth NFL season on a full-time basis. Prior to joining the Dolphins in 2000, he spent the 1999 season as an intern in the player personnel department of the Chicago Bears, where he worked in both the pro and college areas. In his role with the Dolphins, Stigall is responsible for scouting the Southwestern portion of the United States.

Stigall was a four-year letterman (1995-98) as a running back at DePauw University in Greencastle, Indiana. He was an all-conference selection and a second-team Division III All-America choice following his senior season of 1998 when he rushed for 847 yards and 11 touchdowns on 168 attempts and caught 24 passes for 500 yards and six touchdowns. In his career, Stigall amassed 2,415 yards rushing and 27 touchdowns on 532 carries, and had 93 receptions for 1,378 yards and 14 touchdowns. He graduated from DePauw in 1998 with a major in sports science and a minor in education.

Stigall is a native of Oxford, Ohio where he attended Talawanda High School. He and his wife, Melissa, reside in St. Louis, Missouri.

	Tom Heckert		
	Pro Scout		
	College	Youngstown State	
	NFL	24th Season	
	Dolphins	17th Season	

The 2005 season will mark the 17th that Tom Heckert, Sr. has been a member of the
40 • Rainsberger/Stigall/Heckert


Dolphins organization. He initially joined the club in 1989 as Director of College Scouting, and spent three years in that position. He was named Director of Player Personnel in 1992 and Vice President - Player Personnel in 1995. He spent the 1996-99 seasons as the club's Director of Pro Personnel and 2000-03 as Assistant Director of Pro Personnel.

Heckert has a varied background in football, including spending seven years as a college scout with the Tampa Bay Buccaneers and the Cleveland Browns. He also has both administrative and coaching experience on the collegiate level as well.

Heckert joined the Dolphins after serving two years (1987-88) as a national scout for the Buccaneers. Prior to joining the Bucs in 1987, he spent the previous five seasons (1982-86) as the Midwest area scout for the Browns.

A 1961 graduate of Youngstown (Ohio) State, he began his coaching career as an assistant at Fitch High School in Youngstown in 1961 before a two-year hitch as a lieutenant in the U.S. Army. He returned to Fitch where he stayed through 1965 prior to enrolling as a graduate assistant at Kent State, where he earned a master's degree in education. He served as head coach at Maumee (Ohio) High School in 1967 and then moved up to the college ranks as an assistant at Adrian (Michigan) College from 1968-72. He was named head coach at Adrian in 1973 and athletic director in 1977, where he remained until joining the Browns in 1982. His overall record as a head coach at Adrian was 43-36-2. His last three teams there were a combined 23-3-1, including a 9-0 season in 1980.

Heckert and his wife, Rose (married 12/29/62), have two children, Kim and Tom, Jr., and five grandchildren. Tom, Jr. is Vice President of Player Personnel for the Philadelphia Eagles, after having served in the Dolphins' personnel department for ten years (1991-00).



Dwayne Joseph

Pro Scout

College	Syracuse
NFL	Eighth Season
Dolphins	Second Season



Dwayne Joseph is entering his second season with the Dolphins after spending the previous six years with the Chicago Bears, including the final three as Director of Player Development.

Joseph began his career with the Bears as a cornerback after signing with the club as an undrafted college free agent in 1994. After spending a majority of his rookie season on the team's practice squad, Joseph played in all 16 games, including one start, in 1995. He recorded 42 tackles, two interceptions, four passes defensed and a forced fumble that year. He spent the '96 season on injured reserve before being released in training camp the following year. After concluding his playing career, Joseph was hired by the Bears in 1998 as Coordinator of Player Programs before being promoted in 2001.

Joseph was a four-year letterman (1990-93) at Syracuse where he served as team captain his senior season. He earned his undergraduate degree in human development and went on for a master's in education leadership from DePaul University. A native of Miami, Joseph attended Carol City High School. He is married with two sons.

DON SHULA'S COACHING LONGEVITY

Former Dolphins Head Coach Don Shula was one of only four coaches in NFL history to have coached the same team for 20 or more consecutive seasons. Shula (1970-95) completed 26 seasons with the Dolphins. Green Bay's Curley Lambeau (1921-49) and Dallas' Tom Landry (1960-88) share the record with 29 seasons each, while Pittsburgh's Chuck Noll (1969-91) and the N.Y. Giants' Steve Owen (1931-53) coached 23 years with their teams.



Nate Sullivan

Pro Scout


College California-Santa
Barbara
NFL Ninth Season
Dolphins Ninth Season



Nate Sullivan was elevated to his current post in 2001 after spending each of his first four seasons with the Dolphins in the team's pro personnel department.

After joining the club in 1997, Sullivan performed a variety of functions in the pro personnel department including advance scouting and player evaluation.

A 1996 graduate of the University of California-Santa Barbara, Sullivan earned his master's degree in sports administration from St. Thomas University in Miami in 1998.



Scott Kuhn

College Scouting Coordinator

College Kansas State
NFL Fifth Season
Dolphins Fifth Season



Scott Kuhn is entering his fifth season with the Dolphins, and the fourth in his current position. He first joined the organization as an intern in the scouting department in 2000, before being hired full-time the following year.

A native of Topeka, Kansas, Kuhn is a 1997 graduate of Kansas State University.



Chad Walker

Personnel Assistant

College Louisiana State
NFL First Season
Dolphins First Season



Chad Walker is entering his first season in the NFL following a two-year stint (2003-04) as

a recruiting intern/defensive quality control coach at Louisiana State University, where he worked under Dolphins Head Coach Nick Saban.

Walker graduated from LSU in 2000 with a degree in kinesiology. He then spent the 2000 season as a student assistant at LSU before serving as a graduate assistant at both West Virginia (2001) and Louisiana-Monroe (2002).

A native of New Orleans, La., Walker resides in South Florida with his wife, Robyn.



Kevin O'Neill

Head Athletic Trainer

College	Pittsburgh
NFL	17th Season
Dolphins	Tenth Season




Kevin O'Neill joined the Dolphins on March 1, 1996, as Head Athletic Trainer after serving seven seasons in a similar capacity with the Dallas Cowboys. Along with Troy Maurer and Ben Westby, O'Neill is responsible for the day-to-day treatment of injured Dolphins players in coordination with the club's medical staff.

With the Cowboys, O'Neill was part of three Super Bowl championship teams. He also was a member of a National Championship club during his four years (1985-88) as head athletic trainer at the University of Miami (Fla.).

A graduate of the University of Pittsburgh, O'Neill earned his master's degree in athletic training from the University of Arizona while serving as athletic trainer for Catalina High School in Tucson, Arizona. O'Neill spent three years as the head athletic trainer at Oregon State, and one year at the University of Central Florida before joining the University of Miami.


A native of Pittsburgh, O'Neill and his wife, Anne, have two daughters, McKenzie and Kaitlyn, and live in Fort Lauderdale.



Troy Maurer


Assistant Athletic Trainer

College	Purdue
NFL	14th Season
Dolphins	14th Season



Troy Maurer is entering his 14th season as Assistant Athletic Trainer with the Dolphins, having joined the organization in 1992. Along with Kevin O'Neill and Ben Westby, he assists with the day-to-day training room operation and the rehabilitation of injured Dolphins players.


A graduate of Purdue University, Maurer began his NFL career by serving undergraduate internships with both the Indianapolis Colts and New York Jets. Upon graduation from Purdue, he accepted a seasonal athletic trainer position with the Colts in 1989 before being hired by Doctors' Hospital in Coral Gables, Fla. as an athletic trainer in the physical therapy department in 1990. Prior to joining the Dolphins, Maurer was Head Basketball Athletic Trainer and Assistant Football Athletic Trainer at Kansas State University during the 1990-91 and 1991-92 seasons.



Ben Westby

**Assistant Athletic Trainer/
Director of Rehabilitation**


College	Minnesota State University-Moorhead
NFL	Fifth Season
Dolphins	Fifth Season



Ben Westby is entering his fifth season as Assistant Athletic Trainer/Director of Rehabilitation with the Dolphins after joining the club in 2001. Along with Kevin O'Neill and Troy Maurer, he coordinates and implements all of the rehabilitation programs for injured Dolphins players and assists with the day-to-day training room operation.

An athletic training graduate of Minnesota State University-Moorhead, Westby earned his master's of science degree in physical therapy from Des Moines University – Osteopathic Medical Center. Westby began his career in the NFL by serving as a summer assistant with the Baltimore Ravens in 1997. Prior to joining the Dolphins, Westby spent one year as a staff physical therapist at Hruska Clinic in Lincoln, Nebraska, where in addition to his clinical responsibilities, he worked as a biomechanical consultant for the University of Nebraska and numerous professional golfers.


A native of Rosholt, South Dakota, Westby resides in Davie.



Tony Egues

Equipment Manager

College	St. Thomas
NFL	14th Season
Dolphins	14th Season




Tony Egues begins his 11th year as Dolphins Equipment Manager after serving in a number of positions in his three previous seasons with the club. Egues is responsible for issuing and ordering all playing equipment for the team. In addition, Egues, along with assistants Charlie Thiele and Joe Cimino, coordinates the transport of the club's equipment to and from each road site, including an American Bowl game in Mexico City in 1997.

Egues began his career with the Dolphins on a part-time basis as an equipment assistant, then joined the club full-time in 1992 as an administrative assistant to the coaching staff. He was named as assistant equipment manager in 1994 and then was promoted to his current position prior to the start of the 1995 season.

In 2000, Egues was named the Athletic Equipment Managers Association (A.E.M.A.) District III Equipment Manager of the Year.

In 1999, Egues played "Sal the Trainer" in Oliver Stone's movie, "Any Given Sunday," starring Al Pacino and Cameron Diaz. He also served as the film's technical advisor.


Egues, and his wife, Lissette, reside in Pembroke Pines, with their two daughters, Alexandria and Victoria.



Joe Cimino

Assistant Equipment Manager

College.....	St. Thomas
NFL.....	12th Season
Dolphins	12th Season



Joe Cimino is entering his 12th season as a member of the Dolphins' equipment staff. He first worked in the department in 1987 prior to his return in 1995. Along with Tony Egues and Charlie Thiele, Cimino assists in the day-to-day operation of the equipment room, including the ordering and issuing of all equipment for players and staff as well as inventory maintenance. He also helps coordinate the transport of equipment to and from each road site. Cimino is a certified member of the Athletic Equipment Managers Association. In addition to his responsibilities in the equipment room, Cimino, has been a team representative on the draft-day phones in New York each of the past five years.

A native of Dania, Fla., Cimino attended St. Thomas University in Miami, where he earned his undergraduate degree in sports administration and his master's in management.

Cimino and his wife, Holly, reside in Davie with their daughter, Christianna and their son, Christian.



Charlie Thiele

Assistant Equipment Manager

College.....	Springfield College
NFL.....	11th Season
Dolphins.....	11th Season



Charlie Thiele is entering his 11th season with the Dolphins, having joined the organization on a full-time basis in 1995. He first served with the club as an intern in facility operations during the 1994 season. Along with Tony Egues and Joe Cimino, Thiele assists in the day-to-day operation of the equipment room, including the ordering and issuing of all equipment for players and staff as well as inventory maintenance. He also helps coordinate the transport of equipment to and from each road site. In addition, Thiele is responsible for the Coach-to-Quarterback system and the setup of coaches' headset communications on gameday. He is a certified member of the Athletic Equipment Managers Association.

Thiele is a graduate of Springfield (Mass.) College where he earned his Bachelor of Science degree. A native of Fairfield, Connecticut, Thiele is single and resides in Plantation.



Dave Hack

Video Director

CollegeMiami (Fla.)
NFL32nd Season
Dolphins32nd Season



David Hack begins his 21st season with the Dolphins as the club's video director after having served 11 seasons as an assistant in the department. Hack and his assistant, Robert Hack, have the responsibility for providing the coaching and player personnel staffs with their audio/visual needs. They videotape all practices and games and maintain an extensive tape and film library.

During his 31 years with the Dolphins, Hack has shot two Super Bowls and also coordinated the team's video operations on international trips to London, Berlin, Tokyo and Mexico City. He and Robert have also been selected by the NFL to shoot numerous college bowl and all star games, including the Orange Bowl, CarQuest Bowl and Senior Bowl games. In addition, Hack serves as the AFC East representative to the NFL Video Director's quality control committee.

One of the longest tenured Dolphins employees, Hack holds the distinction of being the only person to be in attendance for all of former quarterback Dan Marino's 242 regular season and 18 playoff games (other than Marino).

Hack and his wife of 30 years, Connie, reside in Pembroke Pines and have two children, Heather (26) and Brett (23).



Bob Hack

Assistant Video Director

NFL20th Season
Dolphins20th Season



Bob Hack is beginning his 20th season with the Dolphins after joining the team in 1986, the first year that the NFL switched from film to tape. Along with his brother, Dave, Bob is responsible for providing coaching and player personnel staffs with their audio/visual needs. They videotape all practices and games, and maintain an extensive tape library. In addition, he helps maintain the team's new digital video system used by the coaching staff and players. He currently is a member of the NFL Video Directors Committee for the IBM Media Assets Survey.

Hack's background is in electronics and still photography. His hobbies include motorcycles and amateur radio.

Bob is single and resides in Pembroke Pines.

MIAMI DOLPHINS IN THE COMMUNITY



join the team



The Miami Dolphins take great pride in playing an active role in the South Florida community. By lending support to both civic and community based charitable causes, the



Zach Thomas and Jason Taylor visit members of the military during a USO Tour.



Linebacker Junior Seau is one of the most community oriented players in the NFL.

together toward the common goals of helping those in need, and supporting the community that has always been there to support the Miami Dolphins.

MIAMI DOLPHINS FOUNDATION

The Miami Dolphins Foundation was established in 1995 as the fundraising arm of the Miami Dolphins Football Team. The Dolphins, through the Foundation, have made a commitment to the betterment of South Florida youth through a direct focus on, but not limited to, educational, health, social and community service issues.

The Miami Dolphins Foundation contributes, whenever possible, to charitable groups that are compatible with the philosophy of the Foundation. Resources for contributions are procured through various fundraising events throughout the year, such

Dolphins are able to make an impact in the lives of those who need it the most. The assistance that the Dolphins are able to provide comes from the teamwork of alumni, coaches, players, cheerleaders, T.D. (the Dolphins mascot) and front office personnel working

as gameday raffles, Miami Dolphins Golf Tournament, Miami Dolphins Kickoff Banquet, NFL Auctions, Scoreboard Celebration Club, training camp raffles and the Miami Dolphins Fishing Tournament.

• CIGNA Healthcare Miami Dolphins Fishing Tournament Presented by



Matt Roth (right) and a fellow fisherman show off their catch at the Cigna Healthcare Miami Dolphins Fishing Tournament Presented by Hooters.

Hooters – This nine year old event is held in memory of Scott Chait, an avid fisherman and member of the Miami Dolphins Community Relations staff. Current and former players join avid fishermen for a full day of fun and deep sea fishing with the proceeds benefiting the Miami Dolphins Foundation. The tournament

has grown to become a major fundraising event for the Miami Dolphins Foundation. New to the tournament in 2005, kids from the Police Athletic League had the chance to go fishing on a charter boat.



Olindo Mare (left) is an annual participant in the charity fishing tournament.

The Mercury Marine Jr. Clinics is held prior to the event with kids from the Boys and Girls Clubs of Broward.

• Miami Dolphins Charity Golf Tournament

– The Miami Dolphins Charity Golf Tournament is held annually to benefit the Miami Dolphins Foundation. One of the recipients of the funds raised since the tournament's inception in 1998 is former Dolphins All-



A.J. Feeley (left) and Zach Thomas survey the course at the annual Miami Dolphins Charity Golf Tournament.

Pro defensive end Doug Betters, who suffered a spinal cord injury as the result of a skiing accident in his native Montana. Each year, current and former players and coaches participate in the tournament, which has raised more than \$1,000,000 in its seven years of existence.

EDUCATIONAL PARTNERSHIPS

The Miami Dolphins understand that the education of our South Florida youth is of utmost importance. It is for this reason that the Dolphins have partnered with both Broward and Miami-Dade County Public Schools on several extensive programs.

• Student of the Week Program –

Working in conjunction with Dolphins Stadium, the Miami Dolphins honor a selected student from each of the partner schools at all eight of the team's regular season home games. The students are selected by their principals and teachers for their citizenship and classroom achievements. In recognition of their accomplishments, they are presented with a plaque by Marti Huizenga, wife of Dolphins owner Wayne Huizenga, during an on-field presentation. Publix also donates a \$25 gift certificate to each Student of the Week.



Marti Huizenga, wife of team owner Wayne Huizenga, presents plaques to students from each partner school from Miami-Dade and Broward Counties.

• **Teacher of the Year Awards** – One teacher from each partner school is selected as a Teacher of the Year and is recognized for their accomplishments during a pre-game, on-field presentation.

• **Dolphins Stadium/Miami Dolphins Scholarship** – A \$1,000 scholarship is awarded annually to both a Miami Carol City High School and Miramar High School senior who demonstrates strong community service along with a solid academic performance. A \$500 honorable mention scholarship is also awarded.

NFL TUESDAYS

NFL Tuesdays are the traditional day off for NFL players during the season, but many players use the day off to go to work in their communities. Visiting



Ed Perry (left) helps a kid with cystic fibrosis build bears at Build a Bear workshop.

children in the hospital, speaking to high school football teams or reading books to children are just a few of the activities Miami Dolphins players participate in on their day off during the season.

DAILY BREAD FOOD BANK

The Miami Dolphins have an ongoing relationship with the Daily Bread Food Bank, an organization that provides food to the needy throughout South Florida. The Miami Dolphins team up with the Daily Bread Food Bank on the following projects:

• Canned

Food Drive –

Each year the "Make A Difference at the Holidays" canned food drive is held at a Dolphins home game prior to Thanksgiving. This year's can-ned food drive will take place prior to the game against the Atlanta Falcons on Sunday, November 6. Fans are encouraged to deposit canned goods and other non-perishable food items in collection containers located at each entrance to the stadium.



Dol-Fans have always been generous with their contributions to the Dolphins' canned food drive.

• Holiday

Dinner –

Several Miami Dolphins players take time during the December holidays to serve dinner at the Broward County Partnership for the homeless, a shelter that provides assistance to families and individuals in need, thanks to food donations provided by the Daily Bread Food Bank and Publix Supermarkets.



Alumnus Shawn Wooden (left) and David Bowens serve a meal during the holidays.

• Thanksgiving

Turkey Giveaway –

The Miami Dolphins organization, along with the coaches, players and staff, contribute monetary donations to purchase turkeys for underprivileged families in South Florida. Dolphins players join volunteers from the Daily Bread Food Bank to distribute turkeys to various agencies affiliated with the Daily Bread Food Bank. Publix Supermarkets contributes an accompanying item for each turkey.



Randy McMichael (left) and Zach Thomas distribute turkeys to feed the needy.

HOLIDAY HOSPITAL VISITS

Each year during the holiday season, Dolphins players, cheerleaders and mascot, T.D., visit area hospitals to brighten the holidays of sick children and military veterans who are not able to go home for the holidays. While at the hospitals, the players, cheerleaders and mascot visit with the children and veterans, take pictures with them, sign autographs and give out Dolphins souvenirs to all the people they visit.



(from left): Matt Turk, Jason Taylor, Olindo Mare and A.J. Feeley spreading holiday cheer.

TOYS FOR TOTS

Each year, at a Miami Dolphins home game in December, the team sponsors an annual toy drive for underprivileged children in the South Florida community. This season's Toys For Tots drive will take place when the Dolphins play host to the Buffalo Bills on Sunday, December 4. Dolphins are encouraged to drop off new, unwrapped toys at entry gates on their way into the stadium. The toys are then distributed through the United States Marine Corps to the less fortunate families in the local area.



Members of the U.S. Marine Corps collect toys prior to a Dolphins game.

STUDENT ALL-STAR

The NFL Student All-Star Program is an NFL initiative that awards small level grants to help finance student-initiated proposals on how to better the community. The goal of the program is to promote community investment and volunteerism in children. Each winning organization receives a grant of \$200 to help fund their service projects.



JUNIOR COMMUNITY QUARTERBACK

The NFL Junior Community Quarterback Award recognizes student-initiated projects focusing on community betterment. The program awards \$20,000



in grants. Grants range from \$1,000 - \$5,000. Students partner with a 501c3 organization for their project.

COMMUNITY QB AWARD

The NFL Community Quarterback is a recognition event/program that salutes outstanding volunteers in their communities who demonstrate leadership, dedication and a commitment to bettering the community in which they live. The Miami Dolphins 2004 winner was Hal Nolan of the Cooperative Feeding Program.



Brendon Ayanbadejo (right) with Hal Nolan, winner of the 2004 Dolphins Community QB Award.

DRUG ABUSE RESISTANCE EDUCATION (D.A.R.E.) PROGRAM



Larry Chester speaks at a D.A.R.E. graduation at a local school.

Dolphins coaches and players recognize the importance of educating the youth in our local communities about the dangers associated with alcohol, drug, tobacco and domestic abuse. In an effort to offer alternatives to these vices, the Miami Dolphins work closely with area police departments by providing players and coaches to speak at graduation ceremonies for students who successfully complete the D.A.R.E. program offered at their school.

UNITED WAY

Along with the NFL, the Miami Dolphins actively support the United Way through monetary contributions made by the coaches, players and staff. In addition, the Dolphins also work closely with the United Way of Miami-Dade, Broward and Palm Beach counties on several projects throughout the year, including filming a PSA featuring a prominent Dolphins player as a spokesman and providing in-stadium signage and scoreboard announcements throughout the season.

Dolphins players also participate in the



Chris Chambers helps workers at Goodwill Industries, a United Way funded agency.

NFL/United Way Hometown Huddles Day, a national day of community service.

MAKE-A-WISH FOUNDATION

The Make-A-Wish Foundation and the Miami Dolphins have developed a close relationship over the years in granting wishes of terminally ill children. Make-A-Wish children are given the opportunity to attend a home game and meet with coaches and players during a post-game visit.



Zach Thomas (left) and Jason Taylor visit with Make-A-Wish children after a game.

BROWARD COUNTY COURT PROGRAM

Dolphins players make routine visits to kids at the Broward County Court House in Fort Lauderdale. During their visit, the players speak with at-risk kids in the courtroom of Broward County Circuit Court Judge Howard Zeidwig. Approximately 100



Damion McIntosh (left) and Ron Bellamy speak to at-risk kids at the Broward County courthouse.



Sam Madison works outside a Habitat For Humanity home.


HABITAT FOR HUMANITY

For several years the Miami Dolphins have joined with Habitat for Humanity in building homes for underprivileged families in South Florida.

DOLPHINS AUCTIONS

Dolphins players such as Sam Madison, Jason Taylor, Zach Thomas and Junior Seau are among the many players to lend more than 400 signatures on items that are currently being auctioned off on the team's official web site to raise money for the Miami Dolphins Foundation.

In addition to the autographed memorabilia, Dol-Fans have the opportunity to bid on Dolphins game-used items and unique gameday experiences. Gameday experiences in 2004 included the opportunity to go on the field to collect the opening kickoff tee as well as be an honorary field photographer for a home game. The site is constantly updated throughout the year.



A young Dol-Fan collects the kickoff tee as part of Dolphins Auctions.

ALL-COMMUNITY TEAM PLAYER PROGRAM



A select group of Miami Dolphins players will host a number of charitable groups and school children for all Miami Dolphins regular season home games as part of the 2005 Miami Dolphins "All-Community Team" Program.

These Dolphins players will treat ticket program participants as special guests during the games, seating them together in upper end zone seats, providing T-shirts with the name of their player's group, and featuring the children on the Dolphins Stadium scoreboard during the game. Boston

DOLPHINS CELEBRATE 40th SEASON

The 2005 season marks the 40th year of the Miami Dolphins, an event which will be a prominent feature of the team's season.

To celebrate the occasion, a special commemorative logo has been designed, and Dolphin players will wear a 40th season patch on their uniforms all season. This logo will be conspicuously displayed at all Dolphins home games in 2005, as well as in all team literature including the media guide, yearbook and web site. Merchandise specific to the team's 40th season also will be available.

As part of the 40th season festivities, Dan Marino, arguably the greatest player ever to don a Dolphins jersey, will be a part of this celebration. He will be honored at halftime of the Dolphins-Chiefs game on October 23 at Dolphins Stadium, in recognition of being the ninth former Dolphin to be inducted into the Pro Football Hall of Fame.



MIAMI DOLPHINS CHEERLEADERS



The Miami Dolphins Cheerleader squad is made up of 35 girls from seven countries and 11 states that perform on the sidelines to bring spirit and excitement to every Dolphins home game. Come game time, the squad is divided into four groups that perform for the fans on each of the four corners of the field. Each group is led by a captain who is the group's "quarterback" and she is responsible to call the right plays for every performance. When these ladies are not performing for Dol-Fans, they are teachers, students studying a variety of subjects from medicine to nursing to business, a certified police officer, an occupational therapist and a stand-up comedian.

DORIE GROGAN – Director of Cheerleaders & Event Entertainment

HEATHER PHILLIPS – Assistant Director of Cheerleaders

EMILY NEWTON – Cheerleader Coordinator

TRISIA BROWN – Cheerleader Choreographer

JULIE ESCUAGE – Junior Dancers Director

GROUP 1

Captain: Jackie Vilarino • **Co-Captain:** LauRen Merola

Veterans: Lauren Bernard (3), Lauren Bozza (2), Lacie Randall (2), Brandi Bloomberg (2)

Rookies: Darling Rosales, Michelle Martin, Janeen Chavarry

GROUP 2

Captain: Danielle O'Connell • **Co-Captain:** Jaime Edmondson

Veterans: Brenda Lowe (2), Lauren Dibonifazio (2)

Rookies: Kelly Cavallo, Dionne Smith, Cara Rosenthal, Tiffany Pearl

GROUP 3

Captain: Kelly Danzeisen • **Co-Captain:** Kristine Fraga

Veterans: Stephanie Rodriguez (2), Jenny Ortiz (2)

Rookies: Rosanna Castro, Julie Kicklighter, Rosamary Parrado, Melissa Martinez

GROUP 4

Captain: Stephanie Hautman • **Co-Captain:** Shairin Kiniry

Veterans: Brandii Kiniry (3), Randi Ross (2), Heather Busch (2)

Rookies: Mabel Campos, Ariann Spitalny, Michelle Hernandez



T.D.

Mascot

Height7-0
 WeightAll Mussel
 CollegeAtlantis '97
 AcquiredFA, 1997
 NFLNinth Season
 DolphinsNinth Season




The Miami Dolphins' 1997 addition might have been their biggest – literally. The club unveiled "T.D.," its new mascot, on Friday, April 18, 1997, the first "official" mascot in the history of the franchise. The 7-foot tall mascot made its public debut at the team's Draft Day Party at Pro Player Stadium on April 19, 1997. In addition, the mascot performs at every Dolphins home game.

When the mascot was first unveiled, it was without a name. The club held a "Name the Mascot" contest that drew over 13,000 entries covering all 50 states and 22 countries, with 529 different names suggested. The name "T.D." was first submitted by Sara Fernandez of Miami, and when that name was selected by the Dolphins organization, she won two tickets to Super Bowl XXXII for her winning entry, which was announced at the annual Dolphins Awards Banquet on June 4, 1997.

The club had a live dolphin, "Flipper," who was situated in a fish tank in the open end of the Orange Bowl during the team's early years, and "Dolfan Denny," who prowled the sidelines for many seasons. However, T.D.'s unveiling marked the first time the club actually had an official mascot, one who participates in many of the team's programs in addition to his gameday activities.

"T.D." is available for appearances. For more information, call the Dolphins mascot hotline at (954) 577-8990.

MORRALL NAMED "UNsung HERO"



Former Miami Dolphins quarterback Earl Morrall was selected as the winner of the Dolphins Alumni Association's inaugural "Unsung Hero" Award. He was recognized on the field following the first quarter of the Dolphins-Redskins preseason game on August 21, 2004.

Other finalists included former running back Bernie Parmalee (1992-98) and former linebacker Earnie Rhone (1975-84).

"If you look back at the Dolphins history, we have had a tremendous tradition of strong, competitive football teams," Alumni Association President Nat Moore said. "Through the years, a lot of guys who were the stars, got their accolades. There are so many guys who did not get the recognition, but they sacrificed. The goal through the Alumni Association is to honor our unsung heroes. The best part about this is the guy that won is probably, in the team's entire 38-year history, the most unsung guy of all because of his leadership of the Perfect Season Team."

Morrall joined the Dolphins in 1972, his 17th NFL season, and started nine of fourteen games for the only undefeated team in league history. He played four more years with the club, winning another Super Bowl ring in 1973.

"Earl was probably one of the hardest-working, most dedicated guys that I've ever met," Moore said. "Earl was one of the guys that would come out and throw with us after practice and did everything he could to make us better even though Bob (Griese) was the starter. That's what a true unsung hero is – a guy who is going to dedicate himself to do whatever to help the team get better."

DOLPHINS STADIUM



DOLPHINS STADIUM

2269 Dan Marino Boulevard, Miami Gardens, FL 33056 • (305) 623-6100

EXECUTIVE

PresidentM. Bruce Schulze
Executive AssistantEllen Kelly

MANAGEMENT

Senior Vice PresidentBill Galante
Senior Vice President of Sales & MarketingJim Ross
Vice President of Finance & AdministrationDavid Nunes

STADIUM OPERATIONS

Senior Director of Stadium Operations & Community RelationsG. Eric Knowles
Director of Facility Booking and AccessMike Cregan
Administrative AssistantMaggie Deeb
Director of Scoreboard OperationsChad Messina
Director of Security and EventsSam Richards
Manager of Scoreboard OperationsBrady Small
Parking Signage SupervisorAl Riano
Parking Staffing SupervisorRey Lopez
Events CoordinatorTammy Sigwardt
Set-up Crew LeaderTommy Bell
Set-up CrewWhitfield Blucher, Wallace Dancy, Francisco Marrero,
Keith Mapps, Rufus Vaughn

FINANCE AND HUMAN RESOURCES

Senior Director of Human ResourcesYolanda Barreto
Administrative AssistantShavoyenne Urbanczyk
Accounting ManagersCarole Gans, Ansel Gardiner
Senior Staff AccountantDawn Grace
Payroll CoordinatorFabiana DeCicco
Human Resources GeneralistDonna Kolman
Business Information Systems ManagerPatrick Magana
End User Support SpecialistFrank Quintana

GROUPS, ENGINEERING AND HOUSEKEEPING

Senior Director of Grounds, Engineering & HousekeepingAlan Sigwardt
Chief Engineer and Director of SafetyFrank Everton

Director of Field Operations	Rick Wright
Administrative Assistant	Susan Candelaria
Assistant Head Groundskeeper	Eric Williams
Assistant Chief Engineer	Rick Schaffer
Lead Engineer/Electrician	Danny Mareus
Carpenter	Ron Reely
Mechanic	Ivan Capeles
Electrician	Jeff Vincent
Maintenance Workers	Tony Rodriguez, Joanel Celestin
HVAC Mechanic	Tom Duncan
HVAC Refrigeration Assistant	Humberto Chacon
Plumber	Dwight Johnson
Lead Painter	Gerard Garrehy
Assistant Painter	John Hagan
Manager of Housekeeping	Madge Titre
Assistant Manager, Housekeeping	Jimmy Moore
Assistant Manager, Housekeeping	Glenda Nobles
Front Office Custodians	Derrick Brookens, Linda Mobley, Linda Louis-Jean, Wanda Palmer, Harry Vaughn, Terry Williams
Tarp Crew Supervisor	Tom Wilson
Grounds Crew Leader	Ken Schilling
Grounds Crew	Michael Fields, K.C. Kyle

COMMUNITY RELATIONS

Community Relations Coordinator	Rhonda Heard
Administrative Assistant	Maggy Deeb

TICKET OPERATIONS, CLUB LEVEL SERVICES & GUEST SERVICES

Senior Director of Ticket Operations & Guest Services	Andy Major
Director of Ticket Operations	Greg Menzel
Director of Club Level Services	David Saifman
Manager of Ticket Services	Brett Annis
Asst. Manager of Ticket Services	Corey Benning
Asst. Manager of Club Level Services	Brea Conaboy
Ticket Services Representatives	Raul Rivas, Amber Rodriguez, Jesse Rodriguez
Club Level Services Representatives	Carmen White, Joseph Lawrence
Asst. Manager, Guest Services	Gwen McCormick
Receptionists	Margie Martinez, Patricia McFarlane

SALES & MARKETING

Senior Director of Premium Seating	Richard Lassiter
Director of Customer Service	Scott Baynes
Director of Project Sales & Marketing	Steve Brauner
Director of Ticket Sales	Chris Gallagher
Director of Marketing and Fan Development	Jeremy Gerson
Senior Manager of Marketing Partnerships	Michael Mossholder
Managers of Marketing Partnerships	Rob Parker, John Penhollow
Managers of Client Services	John Shumate, Danielle Sergeant
Sales and Marketing Representative	Frances Martinez
Account Managers, Premium Seating	Jarett Grushka, Marcus Madlock, Triana Tigerino
Senior Account Managers, Season & Group Sales	Mackie Feierstein, Ted Hritz
Account Executives, Season & Group Sales	Lee Bishop III, Carissa Dunn, Sheri White, Ozzie Rodriguez, Adam Summerell, Shaun Werner
Administrative Assistant	Kelly Nieves

DOLPHINS STADIUM

Dolphins Stadium, South Florida's home to the Miami Dolphins and Florida Marlins, is in its 19th season as the premier sports and entertainment facility in the country. This state-of-the-art open-air complex hosted its first football game in August, 1987, its first regular season Major League Baseball game in April, 1993 and stages world class events throughout the calendar year. Dolphins Stadium is one of only three facilities in the country to host NFL football and Major League Baseball in the same venue (McAfee Coliseum in Oakland, Metrodome in

Minneapolis).

HISTORY

Now in its 19th year of operation, the 75,000 seat, state-of-the-art, open-air facility was the first of its kind to be constructed entirely with private funds, costing 115 million dollars when it was completed in 1987. The late Joe Robbie led the financing campaign to build "Joe Robbie Stadium" for the Miami Dolphins of the NFL. JRS revolutionized the economics of professional sports when it opened that year. Inclusion of a Club Level, along with Executive Suites, helped to finance the construction of the stadium. Season ticket holders committed to long term agreements and in return they received first-class amenities in a state-of-the-art facility which is still used as a model for new facilities across the country.

On March 7, 1990, H. Wayne Huizenga, then Chairman of the Board and Chief Executive Officer of Blockbuster Video and Huizenga Holdings Inc., agreed to purchase fifty percent of Joe Robbie Stadium and became the point man in the drive to bring Major League Baseball to South Florida. That effort was rewarded in July of 1991, when South Florida was awarded a National League expansion franchise. On January 24, 1994, Mr. Huizenga acquired the remaining fifty percent of the stadium to give him 100% ownership. Since 1991, more than 80 million dollars have been spent to upgrade and renovate the stadium. The improvement and revitalization of the building under Huizenga allowed the stadium to remain the finest sports and entertainment facility in the United States.

On August 26, 1996, Pro Player, the sports apparel division of Fruit of the Loom, sponsored the renaming of Joe Robbie Stadium as Pro Player Stadium. They became the first sports marketing and products company to entitle a stadium or arena. On January 10, 2005, Huizenga announced that the stadium will be renamed "Dolphins Stadium." "We want the Dolphins name to be in the forefront," Huizenga said at the time of the announcement. "We want to build our brand. The Dolphins name will be a permanent fixture."

The first football game in Joe Robbie Stadium was held on August 16, 1987, when the Miami Dolphins met the Chicago Bears in a preseason battle. The game also marked the 22nd anniversary of the Dolphins franchise. The stadium hosted the National Football League's premier game, Super Bowl XXIII, on January 22, 1989. It marked the return of the Super Bowl to South Florida after a ten-year absence. A second Super Bowl was hosted when Super Bowl XXIX was played in the facility on January 29, 1995, and the Super Bowl returned to Dolphins Stadium on January 31, 1999, when the facility hosted Super Bowl XXXIII.

Major League Baseball officially began in South Florida in the spring of 1993 as the Florida Marlins opened their inaugural campaign as a National League team. On April 5, 1993, the "new" look of Dolphins Stadium as a baseball facility was unveiled to the public for the first time as the Florida Marlins hosted the Los Angeles Dodgers. The Marlins began their existence by finishing the first day in first place with a 6-3 win over the Dodgers.

In 1997, Dolphins Stadium hosted four World Series games between the Marlins and the Cleveland Indians, including Game One on October 18, 1997, the first Series game ever played at the stadium, and Game Seven on October 26, 1997, which the Marlins won, 3-2 in 11 innings, to capture their first World Championship.

Before the arrival of the Marlins, the stadium had played host to thirteen spring training games that attracted 370,000 fans and paved the way for baseball in South Florida.

Behind the scenes, Dolphins Stadium underwent renovations to accommodate Major League Baseball and the Florida Marlins. The conversion included the installation of retractable seating on the north side of the stadium, the construction of the baseball press box in the southwest corner of the facility, the building of the baseball dugouts, the addition of 660 new lights for suitable night play and the installation of a hydraulic disappearing pitcher's mound. The stadium also features a synthetic warning track designed to absorb water. At the time, the only other facility to feature this type of track was Oriole Park at Camden Yards, home of the Baltimore Orioles. The renovation also included the construction of the Florida Marlins clubhouse and other amenities to accommodate baseball at Dolphins Stadium.

On the field, Dolphins Stadium is equipped with a Prescription Athletic Turf (PAT) system which provides draining for its natural grass, and during February and March of 1995, the old PAT system was removed, and a new advanced mechanical drainage system was installed. At a cost of one million dollars, the new system provides three times the drainage capacity of the old system and ensures a firm, dry playing surface within half an hour's time after as much as a three inch per hour rainfall.

LOCATION

The stadium is located at 2269 Dan Marino Boulevard in Miami Gardens, only one mile south of the Dade-Broward County Line. The 160 acre site stands midway between downtown Miami (16 miles) and downtown Fort Lauderdale (18 miles).

WORLD CLASS EVENTS

Dolphins Stadium displays its versatility every year by hosting a wide variety of events. Along with Miami Dolphins football and Florida Marlins baseball, college football takes the field with the FedEx Orange Bowl (which played host to the national championship game following the 1997, 2000 and 2004 seasons). Super Bowl XXXIII was held at Dolphins Stadium on January 31, 1999, while it also is slated to host Super Bowl XLI following the 2006 season. Major League Baseball's premier event, the World Series, was played at Dolphins Stadium in 1997 and 2003.

Just recently, Dolphins Stadium was selected to host the Florida high school class 3A, 4A, 5A and 6A state championship football games in both 2005 and 2006.

Dolphins Stadium has also played host to numerous concerts, featuring entertainers such as Pink Floyd, Elton John/Billy Joel, the Rolling Stones, Chicago, Genesis, Gloria Estefan, Guns & Roses, The Who, Hall & Oates, Rod Stewart, Paul McCartney, New Kids on the Block, the Three Tenors World Tour, U2 and 'N Sync.

Other events held in the past at Dolphins Stadium include international soccer games featuring the United States World Cup Team, high school football, Monster Truck Shows, and numerous trade shows.

EXECUTIVE SUITES

Dolphins Stadium's 183 suites offer luxury and comfort in the ultimate setting to watch any event. The ten, 12, 16, 24 and 32-seat suites have been completely renovated and offer DirecTV access, multi-feed sound systems, refrigerators, ice-makers and private telephone services. Uniformed Suite Captains provide personal service in each suite during the events. Distinctive Gourmet, a Boston Culinary Group division, caters the suites with a delectable, wide-variety of food and beverages from which to choose.

CLUB LEVEL SEATING

Located on the second level, the 10,200 club level seats provide exceptional luxury with the most space and leg room available in the stadium, featuring seats 21" wide (compared to the 19" wide general seating). The Club Seats lead to air-conditioned lounges with full-service bars and concession areas. The protective overhang, along with wait-staff service, also are unique elements of the club level.

HALL OF CHAMPIONS

Dolphins Stadium was proud to introduce the new Hall of Champions during the 1997 Miami Dolphins season. Located in the east end zone area of the Club Level, the Hall of Champions allows groups of 50 to 270 to experience a Miami Dolphins football or Florida Marlins baseball game in style. In addition to club level amenities and entertainment, the Hall of Champions offers interior and exterior seating, a full bar with bartender, a private elevator and many other exclusive privileges.

DINING

Full service concession facilities, managed by Boston Culinary Group, are available on all levels and include Pizza Hut and Edy's Ice Cream. The stadium was recently recognized by Sports Illustrated for the high quality of its food and beverage service.

VISIONS FOR THE FUTURE

Dolphins Stadium will continue to enhance the fan experience by its commitment to capital improvements. These continuing upgrades and renovations will heighten the guest experience by providing increased comfort, new amenities and better service.

STADIUM FACTS

Stadium Address	2269 Dan Marino Boulevard Miami Gardens, FL 33056
Stadium Telephone	(305) 623-6100
Relative Location	16 miles northwest of downtown Miami 18 miles southwest of Fort Lauderdale 14 miles north of Orange Bowl 3/4 mile south of Calder Race Course 1 mile south of Dade-Broward county line on N.W. 27th Ave.
Opening Date	August 16, 1987
Project Cost	Chicago Bears 10, Miami Dolphins 3 \$115 million

Method of Financing	Private, through lease of executive suites and club seats
Club Seats	originally sold on 10-year leases
Executive Suites	originally sold on 10-year leases
Project Site Area	160 acres
Design Team	
Architect	HOK Sports Facilities Group (Kansas City, MS)
Construction Manager	Huber, Hunt and Nichols, Inc. (Indianapolis, IN)
Construction Consultant	George A. Fuller Company (New York, NY)
Structural Engineer	Bliss & Nyitray, Inc. (Miami, FL)
Civil Engineer	Keith and Schnars, P.A. (Fort Lauderdale, FL)
Mechanical, Electrical	Blum Consulting Engineers, Inc. (Dallas, TX)
Acoustical Consultant	The Joiner-Rose Group, Inc. (Dallas, TX)
Food Service Consultant	Cini-Little Associates, Inc. (Miami, FL)
Football/Soccer Seating Capacity	75,540
General Seating (19" chairback with armrest)	
Lower Deck	27,397
Upper Deck	34,736
Club Seats (21" chairback with armrest)	10,209
183 Executive Suites (10, 12, 16 and 24 seats)	3,198
Disabled Seating	300
Full-Time Use For Baseball	
Seating Capacity	36,331
Playing Field Dimensions	
Left Field Line	330 feet
Center Field Line	434 feet
Right Field Line	345 feet
First Baseball Game	March 11, 1988 Los Angeles Dodgers 10, Baltimore Orioles 8
First Soccer Game	March 4, 1988 U.S. National team 2, Millonarios (Colombia) 1
First Concert	July 3, 1988 Rod Stewart, Hall and Oates and Chicago
First Super Bowl	January 22, 1989 San Francisco 49ers 20, Cincinnati Bengals 16
First Blockbuster Bowl	December 29, 1990 (Micron P.C. Bowl, Carquest Bowl) Florida State 24, Penn State 17
First FedEx Orange Bowl	December 31, 1996 Nebraska 41, Virginia Tech 21
First World Series	October 18, 1997 Florida Marlins 7, Cleveland Indians 4
Press Boxes	
Working Press Seats	150
Radio/TV Booths	10
Stadium Access	
Gates	8
Ramps	(25 feet wide, 2 each corner) 8
Escalators	(2 each corner) 8
Elevators	13 (7 club level, 2 service/emergency, 2 press, 1 office, 1 freight)
Parking	
On-Site (140 acres)	24,137 cars 171 buses, 90 RVs, 85 limousines, 1 helipad
Building	
Overall Size	648 feet x 736 feet
Height	188 feet (150-foot building, 38-foot lights)
Prescription Athletic Turf	128,000 square feet
Materials	3 acres of sod for playing field 55,000 cubic yards of concrete 6,000 tons of reinforcing steel 5 miles of drain pipe 500,000 yards of excavation material 140 miles of electrical wire 3,300 pieces of precast concrete

		25,000 square yards of carpet
Concessionaires and Novelties	Boston Culinary Group, Cambridge, MA
Facilities		
Concession Stands	43 stands, 264 service lines 1 TV monitor per stand
Restrooms	40 men, 40 women
Locker Rooms	(60 lockers in each) 4
Playing Field		
Surface	Prescription Athletic Turf (Natural Grass)
Drainage	Firm Playing Surface Within 30 Minutes of a 3" Per Hour Rain
Scoreboards		
Main (East End Zone)	56 feet high x 142 feet long
Auxiliary (West End Zone)	54 feet high x 104 feet long
Color Video Screens (West)	27 feet high x 36 feet long
Sony JumboTRON (East)	32 feet high x 42 feet long
Baseball Scoreboard	16 feet high x 224 feet long
Lighting For Playing Field	1,050 Metal Halide Instant Restrike Light Fixtures 150+ foot candles at playing field

STADIUM HISTORY

- Mar. 5, 1976 – Consultants are hired to do feasibility study for South Florida stadium.
- July 21, 1976 – Preliminary plan for 70,000-seat stadium is unveiled.
- Nov. 15, 1977– Miami voters reject \$15 million bond issue for Orange Bowl renovations.
- May 22, 1978– Committee estimates to Dade County a cost of \$40 million to build a new Orange Bowl next to the old one with financing coming from a resort tax and ticket surcharge.
- Feb. 19, 1979– County attorney rules resort tax money cannot be used to build a new Orange Bowl.
- March, 1979 – National Football League rejects Miami as a Super Bowl site until stadium situation is rectified.
- Dec. 22, 1981– Dolphins owner Joe Robbie reveals that he is negotiating to develop privately a stadium at Lake Lucerne in north Dade County.
- Nov. 2, 1981 – Voters in Dade and Broward counties overwhelmingly defeat a sales tax increase which would go toward building a new stadium.
- Dec. 14, 1983– City of Miami voters reject sales tax increase to renovate the Orange Bowl.
- Mar. 5, 1984 – Dolphins owner Joe Robbie announces plans to build a new multi-purpose stadium in north Dade County at the team's annual awards banquet.
- Mar. 13, 1984– City of Miami voters reject raising taxes to pay for \$55 million bond issue to repair the Orange Bowl.
- May 10, 1984– Dolphins owner Joe Robbie begins campaign to market Dolphin Stadium executive suites and club seats.
- July 3, 1984 – Metro Commission accepts 160 acres donated by Emil and Lawrence Morton at Lake Lucerne, then leases it to Dolphin Stadium Corporation for 99 years.
- Dec. 6, 1984 – Metro commissioners unanimously agree to let Dolphins owner Joe Robbie sell \$85 million in tax exempt bonds to finance his stadium project.
- Jan. 8, 1985 – Dolphins owner Joe Robbie announces that he is ready to spend two million dollars for stadium blueprints and engineering studies.
- Mar. 14, 1985– At the NFL meetings in Phoenix, Dolphin Stadium is named as the host site for Super Bowl XXIII (1989).
- July 22, 1985 – Clearing of stadium site begins.
- Sept. 9, 1985 – South Florida Regional Planning Council recommends approval of proposed Dolphin Center.
- Sept. 26, 1985– Metro Commission approves development order and zoning request of Dolphin Center.
- Dec. 1, 1985 – Groundbreaking ceremonies for Dolphin Stadium take place.
- Dec. 19, 1985– Foundation permit is issued to Dolphin Stadium Corporation by Dade County.
- Dec. 26, 1985– First concrete is poured at stadium site.
- Dec. 31, 1985– Dolphins owner Joe Robbie obtains construction loan and is granted permanent financing for the new stadium.
- June 3, 1986 – Dolphins owner Joe Robbie plants a ceremonial 30-foot Royal Palm tree to begin a million-dollar beautification project for neighborhoods near Dolphin Stadium.

- Aug. 27, 1986– Topping Out Ceremonies take place at Dolphin Stadium as highest point of construction is reached.
- Feb. 3, 1987 – Metro Commission unanimously passes a resolution recommending that Dolphin Stadium be named after its builder, Joe Robbie.
- April 30, 1987– Tim Robbie, designated spokesman for the Robbie children, announces that Dolphin Stadium has been renamed “Joe Robbie Stadium.”
- Aug. 2, 1987 – An estimated 40,000 people attend Family Day at Joe Robbie Stadium, the general public's first opportunity to see the new facility.
- Aug. 16, 1987– The Miami Dolphins play host to the Chicago Bears in the first game ever played in Joe Robbie Stadium. The Bears put a damper on the festive evening with a 10-3 preseason victory in front of 63,451 fans. The date also marks the 22nd anniversary of the Dolphins franchise.
- Oct. 11, 1987 – The Dolphins’ “replacement” team records a 42-0 shutout win over the Kansas City Chiefs in the first regular-season game at JRS.
- Mar. 4, 1988 – The first soccer game ever played at JRS takes place as part of the Marlboro Soccer Cup of Miami. The U.S. National team defeats Millonarios of Colombia, 2-1, in the match before 14,877 fans.
- Mar. 11, 1988 – The first baseball game ever played at JRS takes place in front of 24,247 spectators, then the largest crowd ever to see a major-league game in the state of Florida. The Los Angeles Dodgers defeat the host Baltimore Orioles, 10-8, in the exhibition contest. The following night, the Montreal Expos beat the Orioles, 9-3, with 17,830 in attendance. Seven home runs are hit each night as a temporary 30-foot wall in left field compensates for a distance of 272 feet down the foul line.
- April 16, 1988– A technical inspection team from FIFA, soccer's international governing body, visits JRS as part of the United States' bid to host the 1994 World Cup.
- July 3, 1988 – The first concert ever held at JRS takes place. “Happy Birthday America '88” features performances by Rod Stewart, Hall and Oates and Chicago.
- Jan. 22, 1989– The first Super Bowl ever held at JRS takes place. The game marks the first time since Super Bowl XIII (January 21, 1979) that the NFL's Championship game is played in Miami. The San Francisco 49ers defeat the Cincinnati Bengals, 20-16.
- Mar. 7, 1990 – H. Wayne Huizenga, Chairman of the Board and Chief Executive Officer of Blockbuster Video and Huizenga Holdings, Inc., agrees to purchase fifty percent of Robbie Stadium Corporation (the parent company of Joe Robbie Stadium), as well as a fifteen percent limited partnership interest in the Miami Dolphins.
- April 14 & 15, 1990 – Nearly 100,000 people pack the stands in Joe Robbie Stadium over a two-day period to see former Beatle Paul McCartney perform live in concert.
- April 17, 1990– The Blockbuster Bowl, college football's newest post-season bowl game, is officially certified by the NCAA. The bowl is scheduled to kickoff its inaugural matchup on December 29, 1990, at Joe Robbie Stadium.
- Dec. 29, 1990– The Florida State Seminoles defeat the Penn State Nittany Lions, 24-17, in the inaugural Blockbuster Bowl at JRS before a capacity crowd of 74,021.
- Jan. 5, 1991 – Dolphins host the Kansas City Chiefs in the first NFL playoff game ever played in JRS. The Dolphins come back to defeat the Chiefs, 17-16.
- Jan. 28, 1991 – Seats are removed on the north side of JRS to begin renovating for baseball.
- March 26, 1991– H. Wayne Huizenga and the Robbie family jointly purchase 42 acres adjacent to JRS. In addition, Huizenga purchases two additional lots, totaling 65 acres. The lots were purchased from the estates of Emil and Lawrence Morton.
- March 30, 1991– The New York Yankees and the Baltimore Orioles play an exhibition game before 67,654 fans at Joe Robbie Stadium – the largest crowd ever to watch a baseball game in a non-Major League city. The Yankee-Oriole game the following day draws 57,359, giving the two-game series at JRS a total attendance figure of 125,013.
- May 23, 1991 – At the NFL meetings in Minneapolis, Joe Robbie Stadium is selected as the host site for Super Bowl XXIX, to be played on January 29, 1995.
- June 10, 1991– The National League expansion committee recommends South Florida (Joe Robbie Stadium) and Denver to Major League Baseball's ownership committee as the two sites for National League expansion. The two teams will begin play in 1993.
- July 18, 1991 – Major League Baseball officially awards South Florida a National League expansion franchise, the Florida Marlins, who will begin play in 1993 at JRS.
- Jan. 25, 1992– The U.S. World Cup soccer team faces the Soviet National Team (C.I.S.) before a South Florida-record soccer crowd of 30,386.
- Jan. 17, 1993– The Dolphins host the Buffalo Bills in the first AFC Championship Game

- ever played at JRS. The Bills defeat the Dolphins 29-10 and advance to Super Bowl XXVII.
- April 5, 1993 – In the first regular season baseball game ever played at JRS, the Florida Marlins win their inaugural game, defeating the Los Angeles Dodgers, 6-3.
- Jan. 24, 1994 – H. Wayne Huizenga acquires remaining 50% of Joe Robbie Stadium and the additional 85% of the Miami Dolphins, leaving him with 100-percent ownership of both the stadium and Dolphins.
- Jan. 25, 1995 – The second Super Bowl game held at JRS takes place. In Super Bowl XXIX, the San Francisco 49ers defeat the San Diego Chargers, 49-26.
- May 11, 1996 – Al Leiter of the Marlins pitches the first no-hitter in JRS history, shutting out the Colorado Rockies, 11-0.
- Aug. 26, 1996 – Pro Player, the sports apparel division of Fruit of the Loom, sponsors the renaming of Joe Robbie Stadium to Pro Player Stadium for \$20 million over a 10-year period.
- Oct. 31, 1996 – At the NFL meetings in New Orleans, Pro Player Stadium is selected as the host site for Super Bowl XXXIII, to be played on January 31, 1999.
- Dec. 31, 1996 – The Nebraska Cornhuskers defeat the Virginia Tech Hokies, 41-21, in the first FedEx Orange Bowl played at Pro Player Stadium.
- Mar. 8, 1997 – Pro Player Stadium plays host to the Three Tenors concert (Luciano Pavarotti, Plácido Domingo, Jose Carreras).
- Oct. 18, 1997 – Pro Player Stadium hosts its first ever World Series game, as the Florida Marlins defeat the Cleveland Indians, 7-4, in Game One.
- Oct. 25, 1997 – The Pro Player Stadium crowd of 67,498 to watch the Marlins defeat the Indians in Game Six is the largest to see a World Series game since 1954.
- Oct. 26, 1997 – Edgar Renteria's single in the bottom of the 11th inning of Game Seven of the World Series drives in Craig Counsell to give the Marlins a 3-2 win and the World Championship.
- Jan. 31, 1999 – The third Super Bowl game held at Pro Player Stadium takes place. In Super Bowl XXXIII, the Denver Broncos defeat the Atlanta Falcons, 34-19.
- Jan. 3, 2001 – The Oklahoma Sooners defeat the Florida State Seminoles, 13-2, in the FedEx Orange Bowl to win the National Championship.
- Aug. 2, 2001 – Pro Player Stadium plays host to the *NSYNC concert.
- Oct 21, 2003 – Pro Player Stadium hosts its second World Series as 65,731 fans file in to watch the New York Yankees defeat the Florida Marlins, 6-1, in Game 3 of the Fall Classic. Marlins rebound to win their second world title in six games.
- Jan, 4, 2005 – USC defeats Oklahoma, 55-19, in the FedEx Orange Bowl to claim the national championship.
- Jan. 10, 2005 – Owner H. Wayne Huizenga announces major organizational and stadium changes through the creation of a new innovative sports and entertainment company, Dolphins Enterprises, LLC. The company now will serve as an umbrella for all of the Huizenga sports and entertainment entities. In addition, Pro Player Stadium is re-named Dolphins Stadium. A three-phase improvement process to the stadium includes a remodeled club level and luxury suites, improved traffic flow, additional parking and state-of-the-art scoreboards. It ultimately will include retail shops, restaurants and entertainment areas, an office complex, hotel a residential component and a Dolphins Hall of Fame.

STADIUM “FIRSTS”

FOOTBALL

PRESEASON GAME: 8/16/87 – Chicago 10, Dolphins 3

REGULAR SEASON GAME: 10/11/87 – Dolphins 42, Kansas City 0

DOLPHIN PLAYOFF GAME: 1/5/91 – Dolphins 17, Kansas City 16

AFC CHAMPIONSHIP GAME: 1/17/93 – Buffalo 29, Dolphins 10

SUPER BOWL: 1/22/89 – San Francisco 49ers 20, Cincinnati Bengals 16

COLLEGE BOWL GAME: 12/29/90 – Florida State 24, Penn State 17 (Blockbuster Bowl)

DOLPHIN WIN: 10/11/87 – Dolphins 42, Kansas City 0

DOLPHIN LOSS: 10/25/87 – Buffalo 34, Dolphins 31 (OT)

DOLPHIN SHUTOUT: 10/11/87 – Dolphins 42, Kansas City 0

SHUTOUT, OPPONENT: 7/26/91 – Chicago 6, Dolphins 0 (preseason)

OVERTIME GAME: 10/25/87 – Buffalo 34, Dolphins 31

PLAYER TO VISIT PPS WITH TWO DIFFERENT TEAMS: Doug Flutie (Chicago, 8/16/87 and New England, 12/28/87)

REGULAR SEASON GAMES

60 • Dolphins Stadium

NATIONAL ANTHEM, PERFORMANCE: Thomas Brown, III vs. Kansas City, 10/11/87 (played trumpet)
NATIONAL ANTHEM, SINGING: Pete Harris vs. Buffalo, 10/25/87
COIN TOSS: vs. Kansas City, 10/11/87 (won by Chiefs)
DOLPHIN CAPTAINS: Kyle Mackey, Tim Pidgeon, Demetrious Johnson
KICKOFF: Willie Beecher (Dolphins) vs. Kansas City, 10/11/87 (to 2-yard line)
KICKOFF RETURN: Kevin Wyatt of Kansas City, 10/11/87 (21 yards)
DOLPHIN KICKOFF RETURN: Pete Roth vs. Kansas City, 10/11/87 (23 yards)
TACKLE, ON KICKOFF: Scott Nicolas (Dolphins) vs. Kansas City, 10/11/87 (of Kevin Wyatt)
KICKOFF RETURNED FOR TD: Stanford Jennings (Cincinnati) vs. San Francisco (SB XXIII), 1/22/89
PUNT: Kelly Goodburn of Kansas City, 10/11/87 (47 yards)
DOLPHIN PUNT: Stacy Gore vs. Kansas City, 10/11/87 (35 yards)
PUNT RETURN: Mike Caterbone (Dolphins) vs. Kansas City, 10/11/87 (15 yards)
PUNT RETURNED FOR TD: O.J. McDuffie (Dolphins) vs. Indianapolis, 10/24/93 (71 yards)
BLOCKED PUNT: William Judson (Dolphins) vs. Green Bay, 9/18/88
PENALTY: On Dolphins vs. Kansas City, 10/11/87 (illegal formation)
FIELD GOAL ATTEMPT: Willie Beecher (Dolphins) vs. Kansas City, 10/11/87 (missed from 49 yards)
FIELD GOAL: Scott Norwood of Buffalo, 10/25/87 (41 yards)
DOLPHIN FIELD GOAL: Fuad Reveiz vs. Buffalo, 10/25/87 (46 yards)
TURNOVER: Alex Espinosa of Kansas City intercepted by Liffort Hobley of Dolphins, 10/11/87
DOLPHIN TURNOVER: Lawrence Sampleton fumbles (recovered by James Harrell) vs. Kansas City, 10/11/87
FUMBLE: Blaine Smith of Kansas City, 10/11/87 (own recovery)
DOLPHIN FUMBLE: Lawrence Sampleton vs. Kansas City, 10/11/87 (recovered by Chiefs' James Harrell)
FORCED FUMBLE: Mike Lambrecht (Dolphins) vs. Kansas City, 10/11/87 (on Chris Smith)
FUMBLE LOST: Chris Smith of Kansas City, 10/11/87 (recovered by Liffort Hobley)
FUMBLE RECOVERY: Blaine Smith of Kansas City 10/11/87 (his own)
FUMBLE RETURNED FOR TD: Liffort Hobley (Dolphins) vs. Kansas City, 10/11/87 (55 yards)
INTERCEPTION: Liffort Hobley (Dolphins) vs. Kansas City, 10/11/87 (of Alex Espinosa)
INTERCEPTION RETURNED FOR TD: Donnie Shell of Steelers, 11/1/87 (50 yards)
SCORING PLAY: Rickey Isom (Dolphins) vs. Kansas City, 10/11/87 (6-yard TD run)
SCORING PLAY, OPPONENT: Scott Norwood of Buffalo, 10/25/87 (41-yard FG)
TOUCHDOWN: Rickey Isom (Dolphins) vs. Kansas City, 10/11/87 (6-yard run)
RUSHING TOUCHDOWN: Rickey Isom (Dolphins) vs. Kansas City, 10/11/87 (6 yards)
RUSHING TOUCHDOWN, OPPONENT: Robb Riddick of Buffalo, 10/25/87 (1 yard)
PASSING TOUCHDOWN: Dan Marino to Mark Duper (Dolphins) vs. Buffalo, 10/25/87 (5 yards)
PASSING TOUCHDOWN, OPPONENT: Jim Kelly to Chris Burkett (Buffalo), 10/25/87 (14 yards)
DEFENSIVE TOUCHDOWN: Liffort Hobley (Dolphins) vs. Kansas City, 10/11/87 (55-yard fumble return)
DEFENSIVE TOUCHDOWN, OPPONENT: Donnie Shell of Steelers, 11/1/87 (50-yard interception return)
SPECIAL TEAMS TOUCHDOWN: Marc Logan (Dolphins) vs. Buffalo, 9/10/89 (blocked punt recovery)
SCORING DRIVE: By Miami (7 plays, 54 yards in 3:28) vs. Kansas City, 10/11/87
PAT: Willie Beecher (Dolphins) vs. Kansas City, 10/11/87 (Good)
MISSSED PAT: Fuad Reveiz (Dolphins) vs. Washington, 12/20/87
FIRST DOWN: Robert Parker of Kansas City, 10/11/87 (1-yard run)
DOLPHIN FIRST DOWN: Dameon Reilly (Dolphins) vs. Kansas City, 10/11/87 (16-yard pass from Kyle Mackey)
THIRD-DOWN CONVERSION: By Kansas City, 10/11/87 (Robert Parker 1-yard run)
DOLPHIN THIRD-DOWN CONVERSION: vs. Kansas City, 10/11/87 (16-yard pass from Kyle Mackey to Dameon Reilly)
FOURTH-DOWN CONVERSION: By Dolphins vs. Buffalo, 10/25/87 (17-yard pass from Dan Marino to Mark Duper)
TACKLE: Mike Lambrecht (Dolphins) vs. Kansas City, 10/11/87 (of Robert Parker)
TACKLE, OPPONENT: Chris Lindstrom of Kansas City, 10/11/87 (of John Tagliaferri)
QB SACK: Ike Readon (Dolphins) vs. Kansas City, 10/11/87 (of Matt Stevens)
QB SACK, OPPONENT: Bruce Smith of Buffalo, 10/25/87 (of Dan Marino)
RUSHING ATTEMPT: Robert Parker of Kansas City, 10/11/87 (2 yards)
DOLPHIN RUSHING ATTEMPT: John Tagliaferri vs. Kansas City, 10/11/87 (2 yards)
PASSING ATTEMPT: Matt Stevens of Kansas City, 10/11/87 (incomplete, intended for David Montagne)
DOLPHIN PASSING ATTEMPT: Kyle Mackey vs. Kansas City, 10/11/87 (incomplete, intended for Eddie Chavis)
PASS COMPLETION: Matt Stevens to John Trahan (Kansas City), 10/11/87 (5 yards)
DOLPHIN PASS COMPLETION: Kyle Mackey to Mark Konecny vs. Kansas City, 10/11/87 (10 yards)
TIMEOUT: By Dolphins vs. Kansas City, 10/11/87 (2:23 of 2nd quarter)
INJURY: Kevin Wyatt of Kansas City, 10/11/87 (ankle)

BASEBALL

EXHIBITION GAME: March 11, 1988, Los Angeles Dodgers 8, Baltimore Orioles 8

REGULAR SEASON GAMES:

GAME: April 5, 1993, Florida Marlins 6, Los Angeles Dodgers 3

CEREMONIAL FIRST PITCH: New York Yankee great Joe DiMaggio

PITCH: Charlie Hough (Marlins) a called strike to Jose Offerman (Dodgers), 4/5/93

HIT: Bret Barberie (Marlins) first inning single to left field off Orel Hershiser (Dodgers), 4/5/93
DOUBLE: Eric Davis (Dodgers) second inning, 4/5/93
TRIPLE: Walt Weiss (Marlins), second inning, 4/5/93
HOME RUN: Tim Wallach (Dodgers), sixth inning solo home run over left field wall, 4/5/93
RUN: Benito Santiago (Marlins), second inning, 4/5/93
RBI: Walt Weiss (Marlins), second inning, 4/5/93
STOLEN BASE: Jeff Conine (Marlins), eighth inning 4/5/93
STRIKEOUT: Jose Offerman (Dodgers) goes down looking to Charlie Hough in first inning, 4/5/93
WALK: Eric Karros (Dodgers), second inning off Charlie Hough, 4/5/93
ERROR: Jody Reed (Dodgers), muffs first inning ground ball hit by Scott Pose, 4/5/93
WINNING PITCHER: Charlie Hough (Marlins), 4/5/93
LOSING PITCHER: Orel Hershiser (Dodgers), 4/5/93
SAVE: Bryan Harvey (Marlins), 4/5/93
NO-HITTER: Al Leiter (Marlins), 5/11/96
WORLD SERIES: October 18, 1997, Florida Marlins 7, Cleveland Indians 4

SOCCER

(all 3/4/88, U.S. vs. Millonarios)

GAME: 3/4/88 U.S. National team 2, Millonarios (Colombia) 1

GOAL: Jorge Raigoza (Millonarios) at 55:44

WEBB RETIRES AS A DOLPHIN

One of the top offensive tackles in Miami Dolphins history has come home. The Dolphins signed Richmond Webb on June 9, 2005 and then placed him on the team's Reserve/Retired list the following day, thus allowing him to retire as a Miami Dolphin.

"I want to thank Mr. Huizenga and the Dolphins organization for giving me the opportunity to retire with the team that I started my career with," Webb said. "I've always thought of myself as a Dolphin. I had some great coaches and during my Dolphins career, and I really enjoyed being a part of such a successful franchise. In particular, I'm grateful for everything Coach Shula did for my career. I'm lucky that I was able to play with Dan Marino, and I really enjoyed the years Keith Sims played next to me on the offensive line. I will cherish those moments in a Dolphin uniform forever, and I'm looking forward to being an active part of the organization as an alumnus."

Webb played 11 seasons for the franchise, from 1990-2000, after the team made him the eighth overall pick in the 1990 draft out of Texas A&M, and he immediately became one of the National Football League's premier offensive linemen. For his career, Webb totaled 164 regular season games played, starting 162 of them. His games-played total is tied for fifth in franchise history, while his 162 starts rank third. His 118 consecutive starts (1991-98) and seven consecutive Pro Bowls (1990-96), including four straight as a starter from 1993-96, are team records. Webb concluded his illustrious career with the Cincinnati Bengals, where he played two seasons (2001-02). During his tenure with the Dolphins, the team allowed 30 or fewer sacks in a season nine times, including a league-low 16 in



Richmond Webb (right) is presented his alumni jacket by Hall of Fame quarterback and former teammate Dan Marino.

PARKING MAP



DOLPHINS STADIUM DOLPHINS PARKING

DOLPHINS STADIUM



DOLPHINS TRAINING FACILITY



On July 11, 1993, the Miami Dolphins officially moved into their brand new training facility at Nova Southeastern University in Davie, Florida, from their long-time base at St. Thomas University in Miami.

The ten million dollar state-of-the-art facility covers 93,452 square feet and incorporates the latest technology and advances that were utilized in the design of other NFL training facilities.

The Dolphins' training center not only houses the team's football operation personnel and the club's administrative staff, but it also serves as the site of the club's preseason training camp and all off-season conditioning programs.

The facility includes a large locker room area, sauna and steam rooms, a therapy swimming pool, a cold plunge pool, whirlpools, and one of the largest weight training rooms in the NFL.

In addition to the physical training needs, modern support facilities also were constructed. Those include lounges, conference rooms, equipment rooms, laundry areas, video editing labs, an auditorium that functions as a site for major press conferences as well as for full team and staff meetings, a dance studio for the team's cheerleaders, and the Dolphins Pro Shop, which sells official team merchandise.

Administrative offices, located on the second floor, include the head coach's office with an adjacent conference room overlooking the practice fields. Offensive and defensive coaches' offices flank these areas. Other office space exists for personnel and administrative staff members.

At the rear of the facility are two full-sized grass football fields, which were constructed utilizing the Prescription Athletic Turf (PAT) system that also is used for the field at Dolphins Stadium. That system incorporates underground pipes and electronic pumps to remove water from the fields when natural drainage is not adequate.

With a primary emphasis to design the complex in a "fan-friendly" manner, a bleacher structure adjacent to the fields was constructed, utilizing elements of Dolphins Stadium itself. When the stadium was revised to accommodate baseball, large sections of seats from the stadium were removed. Those sections were relocated to the Nova facility as part of the new complex. As a result, the bleacher facility at Nova can accommodate 2,500 spectators, including 600 in chair-back seats, for open practice sessions and other special events. The structure also provides fans permanent amenities such as concession areas, a merchandise pro shop, ticket windows, and rest rooms.

TRAINING FACILITY FACTS

Cost	\$10 million
Method of Financing	\$5 million bond issue
	\$5 million from Dolphins
Site	Nova Southeastern University
	7500 S.W. 30th Street
	Davie, Florida 33314

Architects	Roy D. Smith and Associates
Main Building Addition and Dance Studio Architect	Wayne D. Vensel
Contractors	Miller and Solomon, Inc.
Distance to Facility From Airport	12 miles-Ft. Lauderdale Int'l
Number of Stories of Facility	2
Total Acreage	9.04 acres
Square Feet of Training Facility	68,226 feet
Square Feet of Dance Studio	10,226 feet
Square Feet of Bleacher Building	15,000 feet
Number of Seats for Fans	2,500 (680 chairbacks; 1,820 bench seating)
Square Feet of Weightroom	7,500 feet
Square Feet of Locker Room	4,600 feet
Number of Lockers	90 players, 18 coaches & 29 staff
Square Feet of Player Lounge	1,008 feet
Number of Offices for Coaches and Personnel	53
Number of Player Meeting Rooms	6 and 1 auditorium
Number of Conference Rooms	4
Square Feet of Auditorium	2,950 feet
Number of Seats in Auditorium	90 seats
Square Feet of Media Workroom	1,100 feet (includes press room and media interview room)
Work Spaces in Media Workroom	25
Number of Whirlpools	3 portable, 1 hot pool and 1 cold pool
Gallons in Pool	32,912
Gallons in Jacuzzi	2,644
Gallons in Cold Water Plunge	561
Sauna Capacity	10
Steam Room Capacity	10
Number of Practice Fields	2 (both grass)
Type of Grass for Practice Fields	Tifway 419 Bermuda
Type of Drainage System	Prescription Athletic Turf-patented (sub-terrain vacuum drainage)
Parking for Players and Coaches	120 spaces
Parking for Business and Media	43 spaces

CHRONOLOGY OF MIAMI DOLPHIN TRAINING CENTER SITES

July 5, 1966 - July 15, 1966	St. Petersburg Beach (St. Petersburg, FL)
July 16, 1966 - August 6, 1966	Boca Ciega High School (St. Petersburg, FL)
August 7, 1966 - April 24, 1970	St. Andrew's School (Boca Raton, FL)
April 25, 1970 - July 11, 1970	Indoctrination Camp at Univ. of Miami (Miami, FL)
July 12, 1970 - June 30, 1993	Biscayne College/St. Thomas University (Miami, FL)

MIAMI DOLPHINS LOGO

The most recent modification to the Dolphins' logo was made prior to the 1997 season. This marked just the third logo change in franchise history, and the first since 1972.

The original logo featured the dolphin jumping in front of a sunburst using the team's base colors (aqua, coral and white). In 1972, the dolphin was repositioned in front of the sunburst and the aqua color was strengthened. In 1997, the traditional logo and colors were kept as a base, while the sunburst on the logo was accentuated and the dolphin was strengthened with a stronger definition of its shape. In addition, the sunburst was more prominently displayed with the elimination of the hashmarks around the sun's perimeter, while the dolphin's features were accentuated by navy highlights.



PRESENT LOGO



1966-71



1972-96

WHAT TO LOOK FOR IN 2005

DOLPHINS . . .

- Enter 2005 having not allowed an individual 300-yard passer in 30 straight games.

WR MARTY BOOKER . . .

- Enters the 2005 season having caught a pass in each of his last 73 league games.
- Enters 2005 with 4,322 career receiving yards. Needs 678 more to reach the 5,000-yard plateau.
- Enters 2005 having played in 84 league games. If he plays in all 16 games this season, he would attain the 100-games played plateau.

DE KEVIN CARTER . . .

- Enters the 2005 season having played in 160 straight league games and started in 67 in a row.
- Enters 2005 with 86 sacks, needing 14 more to reach the 100-sack mark for his career.

WR CHRIS CHAMBERS . . .

- If he leads the Dolphins in receiving yards this year, he would become the first Dolphin ever to achieve this feat five straight times.

DT LARRY CHESTER . . .

- Enters 2005 having played in 90 regular season games. Needs 10 more to attain the 100 games played mark.

DE VONNIE HOLLIDAY . . .

- Enters the 2005 season having played in 91 league contests. With nine more, he would reach the 100-games played plateau.

CB SAM MADISON . . .

- Enters the 2005 season with 29 career interceptions, tied for third on the Dolphins' all-time list. With five more he would join Dick Anderson (34) for second and with six more he would equal Jake Scott (35) for first.

LB JUNIOR SEAU . . .

- Enters 2005 having played in 223 league games, sixth-most among linebackers in NFL history. With two more he would join Hardy Nickerson (225) for fifth, with four more he would equal Ricky Jackson (227) for fourth and with five more he would tie Kevin Greene (228) for third.

DE JASON TAYLOR . . .

- Enters 2005 having returned four opponents' fumbles for touchdowns in his career, tied for second on the NFL's all-time list. With his next one, he would tie Jessie Tuggle (5) for first.
- Enters 2005 having started and played in 82 league games in a row.

LB ZACH THOMAS . . .

- Can extend his streak of having recorded at least 100 tackles in nine straight seasons.

DT KEITH TRAYLOR . . .

- Enters 2005 having appeared in 187 league contests. With 13 more, would reach the 200-games played plateau.

DOLPHINS RECORD IN BLACKOUT GAMES

In 2004, the local TV blackout was lifted for each of the Dolphins' 16 regular season games, the third straight year in which this has occurred and the only three times this has happened since 1973, when the local TV blackout first could be lifted provided that a game is sold out 72 hours in advance of kickoff. During this span, Miami is 155-136 (.533) in games where the game is locally televised. The Dolphins are 92-41 (.692) when a home game has been televised in the Miami area. When a road game has been televised in the city of the opposing team, Miami is 63-95 (.399).

DOLPHINS ARE BEST

Since the 1970 merger of the National and American Football Leagues, the Miami Dolphins are the winningest team in professional football. The Dolphins, who own a regular season record of 338-196-2 (.633) and an overall mark of 360-218-2 (.622), have the best regular-season and overall winning percentage of any NFL team during that span.

TEAM	REGULAR SEASON				OVERALL			
	W	L	T	PCT.	W	L	T	PCT.
1. MIAMI	338	196	2	.633	360	218	2	.622
2. Pittsburgh	322	212	2	.603	350	230	2	.603
3. San Francisco	314	219	3	.589	344	235	3	.594
Dallas	316	220	0	.590	352	241	0	.594
5. Oakland	313	217	6	.590	338	233	6	.591
6. Denver	310	220	6	.584	328	238	6	.579
7. Washington	301	233	2	.564	323	246	2	.567
Minnesota	310	224	2	.580	326	249	2	.567
9. St. Louis	293	239	4	.551	310	259	4	.545
10. Baltimore	72	71	1	.503	78	73	1	.516
11. Jacksonville	82	78	0	.513	86	82	0	.512
12. Green Bay	268	260	8	.507	281	272	8	.508
Philadelphia	271	258	7	.512	283	274	7	.508
14. Kansas City	269	260	7	.508	272	270	7	.502
15. New England	265	271	0	.494	282	282	0	.500
16. Chicago	259	276	1	.484	267	286	1	.483
Tennessee	258	276	2	.483	270	291	2	.481
18. N.Y. Giants	253	280	3	.475	267	289	3	.480
19. Buffalo	257	277	2	.481	269	294	2	.478
20. Seattle	214	238	0	.473	217	245	0	.470
21. Cleveland	224	261	3	.462	228	272	3	.456
22. Indianapolis	243	291	2	.455	253	303	2	.455
23. Carolina	71	89	0	.444	75	92	0	.449
24. New York Jets	235	299	2	.440	241	308	2	.439
San Diego	234	297	5	.441	240	307	5	.439
26. Detroit	231	301	4	.435	232	310	4	.437
27. Cincinnati	235	301	0	.438	240	310	0	.436
28. Atlanta	225	306	5	.424	231	316	5	.423
29. New Orleans	222	310	4	.417	223	315	4	.415
30. Arizona	214	316	6	.404	215	320	6	.403
31. Tampa Bay	172	279	1	.382	179	286	1	.385
32. Houston	16	32	0	.333	16	32	0	.333

Since 1970, the Miami Dolphins own the second-best regular-season winning percentage of any team in the four major professional sports (minimum ten seasons played). Miami's regular-season winning percentage of .632 (338-196-2) is second only to the Los Angeles Lakers' percentage of .647 (1,836-1,002) among the combined 121 teams from the National Football League, Major League Baseball, the National Hockey League and the National Basketball Association.

TEAM	SPORT	W	L	T	PCT.
1. Los Angeles Lakers	Basketball	1836	1002	0	.647
2. MIAMI DOLPHINS	FOOTBALL	338	196	2	.632
3. Pittsburgh Steelers	Football	322	212	2	.603
4. Montreal Canadiens	Hockey	1434	881	384	.602
5. Boston Bruins	Hockey	1433	899	358	.599
6. Philadelphia Flyers	Hockey	1400	896	399	.594
7. Oakland Raiders	Football	313	217	6	.590
8. Dallas Cowboys	Football	316	220	0	.590
9. San Francisco 49ers	Football	314	219	3	.589
10. San Antonio Spurs	Basketball	1372	974	0	.585
11. Denver Broncos	Football	310	220	6	.584

12. Boston Celtics	Basketball	1657	1181	0	.584
13. Minnesota Vikings	Football	310	224	2	.580
14. Washington Redskins	Football	301	233	2	.563
15. Phoenix Suns	Basketball	1589	1249	0	.560
16. New York Yankees	Baseball	3185	2505	0	.560
17. Seattle SuperSonics	Basketball	1570	1268	0	.553
18. St. Louis Rams	Football	293	239	4	.550
19. Portland Trailblazers	Basketball	1545	1303	0	.542
20. Buffalo Sabres	Hockey	1257	1035	409	.541
21. Milwaukee Bucks	Basketball	1533	1305	0	.540
22. Boston Red Sox	Baseball	3078	2623	0	.540
23. Edmonton Oilers	Hockey	940	783	262	.540
24. Utah Jazz	Basketball	1347	1163	0	.537
25. Los Angeles Dodgers	Baseball	3059	2644	0	.536

Football and baseball records are through the end of the 2004 season.

Basketball records are through the end of the 2004-05 seasons.

Hockey records are through the end of the 2003-04 seasons.

DOLPHINS = WINNERS

Best Record Since NFL-AFL Merger (regular season, 1970-2004)

1. MIAMI	338	196	2	.633
2. Pittsburgh	322	212	2	.603
3. Oakland	313	217	6	.590
Dallas	316	220	0	.590
5. San Francisco	314	219	3	.589

Best Record in the '00s (regular season)

1. Philadelphia	59	21	0	.738
2. Pittsburgh	53	26	1	.669
3. Green Bay	53	27	0	.663
New England	53	27	0	.663
5. St. Louis	51	29	0	.638
6. Indianapolis	50	30	0	.625
7. Tennessee	48	32	0	.600
Baltimore	48	32	0	.600
Denver	48	32	0	.600
10. MIAMI	45	35	0	.563

Best Record in the '90s (regular season)

1. San Francisco	113	47	0	.706
2. Buffalo	103	57	0	.644
3. Kansas City	102	58	0	.638
4. Dallas	101	59	0	.631
5. MIAMI	95	65	0	.594
Minnesota	95	65	0	.594

Best Record in the '80s (regular season)

1. San Francisco	104	47	1	.688
2. Washington	97	55	0	.638
3. MIAMI	94	57	1	.622
4. Denver	93	58	1	.615
5. Chicago	92	60	0	.605

Best Record in the '70s (regular season)

1. Dallas	105	39	0	.729
2. MIAMI	104	39	1	.726
3. Oakland	100	38	6	.715
4. St. Louis	99	42	3	.698
5. Minnesota	99	43	2	.694

Average Points Scored Per Game Since NFL-AFL Merger (regular season, 1970-2004)

1. San Francisco	23.3
2. MIAMI	22.4
3. St. Louis	22.2
4. Denver	22.0
5. Oakland	21.9

Average Points Allowed Per Game Since NFL-AFL Merger (regular season, 1970-2004)

1. Pittsburgh	17.7
2. MIAMI	18.2
3. Dallas	18.6
4. San Francisco	18.9
5. Philadelphia	19.0

Most Seasons With 10 Or More Wins Since NFL-AFL Merger (1970-2004)

1. Dallas	21
2. MIAMI	20
San Francisco	20
4. Denver	16
Pittsburgh	16
St. Louis	16

Most Seasons With a Winning Record Since NFL-AFL Merger (1970-2004)

1. MIAMI	27
2. Pittsburgh	25
3. Dallas	24
4. San Francisco	23
Minnesota	23

Most Division Championships Since NFL-AFL Merger (1970-2004)

1. San Francisco	17
2. Pittsburgh	17
3. Dallas	15
4. Minnesota	14
5. MIAMI	12
Oakland	12

Most Playoff Appearances Since NFL-AFL Merger (1970-2004)

1. Dallas	23
2. Minnesota	22
3. MIAMI	21
San Francisco	21
Pittsburgh	21

Most Wins On Monday Night Football Since NFL-AFL Merger (1970-2004)

1. MIAMI	39
2. Dallas	38
3. San Francisco	37
4. Oakland	36
5. Pittsburgh	31

Best Home Record Since NFL-AFL Merger (regular season, 1970-2004)

1. MIAMI	194	72	1	.728
2. Pittsburgh	193	74	1	.722
3. Denver	190	75	4	.715
4. Dallas	183	85	0	.683
5. Minnesota	182	86	1	.678

Best Road Record Since NFL-AFL Merger (regular season, 1970-2004)

1. San Francisco	146	121	1	.547
2. MIAMI	144	124	1	.537
3. Oakland	139	125	4	.526
4. Dallas	133	135	0	.496
5. St. Louis	130	136	2	.489

Best Record Within the AFC East Since NFL-AFL Merger (regular season, 1970-2004)

1. MIAMI	166	106	1	.610
2. New England	138	132	0	.511
3. Buffalo	128	141	1	.476
4. N.Y. Jets	123	146	1	.457

Best Interconference Record Since NFL-AFL Merger (regular season, 1970-2004)

1. MIAMI	85	40	0	.680
2. Oakland	83	46	1	.642
3. Pittsburgh	72	51	1	.585
4. San Francisco	75	56	0	.573
5. Denver	73	55	2	.569

Best Record in December Since NFL-AFL Merger (regular season, 1970-2004)

1. San Francisco	80	50	0	.615
2. Washington	76	49	0	.608
3. MIAMI	78	51	0	.605
4. Green Bay	75	53	1	.585

JONES EARNS "WINNING EDGE" AWARD

Former Dolphins Team President Eddie Jones capped a brilliant 37-year career in the NFL by being named the winner of the team's first-ever Winning Edge Award, at the club's annual Kickoff Banquet on June 8, 2005. He was recognized for his contributions to the Miami Dolphins and the National Football League.

Jones joined the Dolphins organization in 1988 and was named President in 1996. During his tenure in the NFL, which also included 18 seasons with the New Orleans Saints (1968-85), Jones was one of the league's most respected front office executives.


In his career, he was a member of the league's Executive Committee, the NFL's Bert Bell Pension Committee, the NFL's Employee Benefits Committee and the Executive Committee of NFL Properties. In 1986 and 1987, he also served as a consultant to the NFL Management Council in negotiations with the NFLPA.

"Marilyn (wife) and I have had a great opportunity to work for Wayne, Marti and the Huizenga family," Jones said upon accepting the award. "We've been teammates with some exceptional players, coaches and staff, and of course we've had the best 12th man in the National Football League – the best fans – and I thank you for that. We've had 17 exciting, wonderful years in Miami. We're leaving Miami and going to Louisiana, but I can assure you we will continue to be Dol-Fans."



2005 MIAMI DOLPHINS





Chris Akins

Safety • 36

Height/Weight.....5-11, 200
Born 11/29/76
CollegeArkansas-Pine Bluff '99
AcquiredUFA (N.E.), 2004
Signed Through.....2006
NFL.....Seventh Season
Dolphins.....Second Season



PRO CAREER

CAREER TRANSACTIONS: Signed a three-year contract with the Dolphins as an unrestricted free agent from New England on March 5, 2004 . . . Originally selected by Green Bay in the seventh-round (212th overall) of the 1999 draft . . . Was waived by the Packers on September 5, 1999 and signed to the team's practice squad on September 14 . . . Signed by Dallas off Green Bay's practice squad on October 27, 1999 . . . Was claimed off waivers by Green Bay from Dallas on November 1, 2000. . . Was claimed off waivers by Cleveland from Green Bay on December 10, 2001 . . . Signed with New England as an unrestricted free agent on March 12, 2003.

2004 – Spent the entire season on injured reserve with a severe knee injury that he sustained in a scrimmage against the Houston Texans at Reliant Stadium on August 7 . . . Underwent surgery to repair the damage on August 11.

2003 – Played in 12 regular season games with the Patriots, all in a reserve role . . . Was inactive for four contests . . . Saw action in each of New England's three playoff games, all in a reserve role . . . In the regular season, was credited with seven tackles and a pass defended on defense . . . Finished third on the squad with 22 special teams tackles . . . Was inactive for games 12-15 with a leg injury . . . Returned to action in season finale vs. Buffalo (12/27) and notched a season-high three special teams tackles . . . In the playoffs, had a pass defended on defense and one stop on special teams.

2002 – Played in 15 regular season games, and one playoff matchup, all in a reserve role, with Cleveland . . . Was second on the squad with 25 special teams tackles during the regular season . . . Had a season-high four special teams stops while also downing a punt at the one-yard line, in 20-7 win vs. Cincinnati (9/15) . . . Recorded three tackles in a game on two occasions . . . Was inactive for game at Pittsburgh (9/29) with a hamstring injury . . . In First Round Playoff game at Pittsburgh (1/5/03), registered two special teams tackles while also recovering a fumble on punt coverage.

2001 – Split time between Green Bay and Cleveland . . . Began the season with the Packers, with whom he played in 11 games, all in a reserve role, before being waived on December 7 . . . Was claimed by the Browns on December 10 and went on to play in four games with Cleveland to conclude the 2001 campaign . . . Totaled 15 tackles and a pass defended on defense overall, including 12 tackles with the Packers . . . Added nine stops and a forced fumble on special teams in those two stints, including seven tackles with the

FINS FACT

After the Packers made Chris a seventh-round draft choice in 1999, he has been with four different NFL teams and one NFL Europe League club. It has been one facet of his game, though, that has kept him in the NFL. "I know teams are putting more and more of an emphasis on special teams," Chris says. "Coming into the league, it's the one thing that they always tell rookies, 'special teams is where you're going to make an impact.' It was my rookie year or second year where I made up my mind that I was going to be a good special teams player. On special teams, you only get once chance to do it. It's not like offense or defense where you get four downs to do something good. I just try to make sure I do the little things right."

Packers . . . While with Green Bay, tallied a career-high six tackles on defense, to go along with two stops and a forced fumble on special teams, at Minnesota (10/21).

2000 – Began the season with the Cowboys, with whom he played in the first eight games of the year before being waived on October 31 . . . Was claimed by the Packers a day later, and played in two games with Green Bay, while being declared inactive for six matchups . . . Combined, posted two tackles on defense and nine stops on special teams, including eight with the Cowboys . . . Was allocated to the Rhein Fire of the NFL Europe League in the spring of 2000 and helped the team to a World Bowl championship as he recorded 47 tackles, an interception and five passes defended . . . Also had seven stops on special teams and a blocked field goal attempt.

1999 – Was waived by the Packers on September 5 and then signed to the team's practice squad on September 14 . . . Was signed to Dallas' 53-man roster on October 27, and spent the remainder of the regular season with the Cowboys . . . Played in nine regular season games, all in a reserve role . . . Finished second on the club with 15 special teams tackles . . . Also had a forced fumble . . . Played in the Cowboys' lone playoff game and came up with one special teams tackle . . . Recorded three stops on coverage units at Indianapolis (10/31) and vs. Green Bay (11/14) . . . Also produced a forced fumble in the Packers contest.

COLLEGE

Spent his first two collegiate seasons (1995-96) at the University of Arkansas before transferring to Arkansas-Pine Bluff, where he played from 1997-98 . . . Combined in his four seasons, totaled 156 tackles, 12 interceptions, 25 passes defended, six fumble recoveries and nine tackles for loss . . . Returned three interceptions and one fumble for touchdowns as well . . . Started at free safety in both seasons at Pine Bluff, during which time he amassed 118 tackles, 11 interceptions, 23 passes defended, five fumble recoveries and nine stops for loss . . . As a senior, was a second-team Division I-AA All-America selection . . . Was a first-team Black College All-America pick and a first-team All-Southwestern Athletic Conference choice . . . Majored in business administration.

PERSONAL

Married to Stephanie . . . Has two sons, Chris Jr. (1/28/99) and Christian Dyson (1/14/04) . . . Was named the Arkansas Player of the Year as a senior at Hall High School in Little Rock . . . Also earned All-America, all-state and all-conference accolades . . . Lettered three years in football and three times in track . . . Was a two-time all-state pick in track, and established school records in the 100- (10.33) and 200-meter dashes . . . Had his high school football jersey recently retired . . . Is a second cousin of former NFL tight end Jackie Harris, who played 12 seasons (1990-2001) with Green Bay, Tampa Bay, Tennessee and Dallas . . . While at Arkansas-Pine Bluff, worked with the Mentoring At Risk Youth (MARY) program, where he read twice a week to area elementary school students . . . Full name is Christopher Drew Akins, born November 29, 1976 in Little

CHRIS AKINS' NFL REGULAR SEASON STATISTICS

YEAR	TEAM	G-S	TACK.	ASST.	TOTAL	FUM. REC.	FOR. FUM.	INT.	YDS.	LG	TD
1999	Dallas	9-0	0	0	0	0	0	0	0	-	0
2000	Dallas	8-0	2	0	2	0	0	0	0	-	0
	Green Bay	2-0	0	0	0	0	0	0	0	-	0
2001	Green Bay	11-0	8	4	12	0	0	0	0	-	0
	Cleveland	4-0	3	0	3	0	0	0	0	-	0
2002	Cleveland	15-0	0	0	0	0	0	0	0	-	0
2003	New England	12-0	5	2	7	0	0	0	0	-	0
2004	Miami				INJURED RESERVE						
6-YEAR TOTALS		61-0	18	6	24	0	0	0	0	-	0

CHRIS AKINS' NFL PLAYOFF STATISTICS


YEAR	TEAM	G-S	TACK.	ASST.	TOTAL	FUM. REC.	FOR. FUM.	INT.	YDS.	LG	TD
1999	Dallas	1-0	0	0	0	0	0	0	0	-	0
2002	Cleveland	1-0	0	0	0	0	0	0	0	-	0
2003	New England	3-0	0	0	0	0	0	0	0	-	0
PLAYOFF TOTALS		5-0	0	0	0	0	0	0	0	-	0

ADDITIONAL STATS

Passes Defensed: (Green Bay) 1 in 2001, (New England) 1 in 2003 for total of 2 (P-1)

Special Teams Tackles: (Dallas) 15 in 1999, (Dallas) 8 in 2000, (Green Bay) 1 in 2000, 7 in 2001, (Cleveland) 2 in 2001, 25 in 2002, (New England) 22 in 2003 for total of 80 (P-4)

Special Teams Fumble Recoveries: (P-1)



Brendon Ayanbadejo

Linebacker • 50

Height/Weight.....6-1, 228
 Born9/6/76
 CollegeUCLA '99
 AcquiredFA, 2003
 Signed Through.....2005
 NFLThird Season
 DolphinsThird Season



PRO CAREER

CAREER TRANSACTIONS: Went to camp with Atlanta as an undrafted college free agent in 1999 . . . Was waived by the Falcons on August 23, 1999 . . . Played in the Canadian Football League from 2000-02 . . . Signed with the Dolphins as a free agent in 2003.

2004 – Played in all 16 games, including two starts, the first two of his NFL career . . . Recorded 20 tackles and an interception on defense . . . Made an impact once again on special teams where he led the squad with 23 tackles and helped the unit hold opponents to a 5.7-yard average per punt return, the second-best figure in the league in '04 . . . Was a second alternate to the AFC Pro Bowl squad as a special teamer . . . First start of NFL career came at strongside linebacker in Monday night game vs. New England (12/20) . . . Responded with seven tackles and an interception in the Dolphins' 29-28 win . . . The interception occurred at the Patriots' 21 with 1:45 to play in the game and led to the game-winning touchdown with 22 seconds remaining . . . Saw a majority of time on defense the following week in 10-7 win vs. Cleveland (12/20), although he did not start as the Dolphins opened with five DBs . . . Recorded six stops in the

FINS FACT

In 2003, Brendon had the opportunity to play alongside his older brother, Femi, when both were with the Dolphins. Femi, a fullback, signed with Arizona as a free agent during the 2004 offseason, and the two had a chance to compete against one another last year when the Cardinals visited South Florida on November 7. It was the first time that the brothers - one of only two sets in Dolphins history - had been on opposing teams that played each other. It put another family member in a strange predicament. "I thought it was cool," Brendon said. "I was so happy for my mom. She flew over from California and had her Fins gear and Cardinals gear. One play she'd be cheering for the Fins and the next play she'd be cheering for the Cardinals. Usually one week she would be in Arizona and another week she'd be in Miami. It was good to have both of her boys on the same field at the same time."

Browns contest . . . Started finale at Baltimore (1/2/05) and tallied seven tackles . . . Had a season-high three special teams tackles on three occasions; vs. N.Y. Jets (10/3), at Seattle (11/21) and at Denver (12/12).

2003 – Played in all 16 games in a reserve role . . . Became a key contributor on special teams where he led the coverage units with 19 total tackles . . . Had a season-high three stops vs. N.Y. Jets (9/14) . . . Recorded two tackles in a game on four occasions.

1999-2002 – Originally went to camp with Atlanta as an undrafted rookie free agent in 1999 . . . Was waived by the Falcons prior to the regular season . . . Split time between Winnipeg and Toronto of the Canadian Football League in 2000 . . . Appeared in a total of 14 games that year and posted ten tackles on defense and 18 special teams stops . . . Played with Amsterdam of the NFL Europe League in the spring of 2001 . . . Spent the 2002 season with British Columbia of the CFL . . . Tied for second on the squad with 77 tackles, while compiling a team-high five fumble recoveries . . . Added three interceptions and three sacks . . . Registered a club-high 27 special teams tackles as well.

COLLEGE

Was a four-year letterman (1995-98) at UCLA . . . Finished his career with 185 tackles and 10 interceptions . . . Was a first-team All-Pac-10 choice as a senior in 1998 when he started all 12 games and registered 62 tackles, nine sacks and four fumble recoveries, and helped UCLA to a 10-2 record, which included an appearance in the Rose Bowl . . . Registered nine tackles and four sacks of QB Carson Palmer in the Bruins' 34-17 victory over USC that year . . . Majored in history.

PERSONAL

Prepped at Santa Cruz (Calif.) High School . . . Is the younger brother of fullback Obafemi Ayanbadejo, who played with the Dolphins in 2003 and now is with Arizona . . . In 2003, the two became just the second set of brothers to play for the Dolphins in the regular season, joining the Blackwood brothers, Glenn (1979-87) and Lyle (1981-86), both of whom played safety . . . Born in Chicago, Brendon and his family moved to Lagos, Nigeria when he was one-year-old and lived there for nearly three years before moving back to the states . . . During the 2003 season, wrote a weekly column for his hometown newspaper, the *Santa Cruz Sentinel* . . . Full name is Oladele Brendon Ayanbadejo, born September 6, 1976 in Chicago, Ill.

BRENDON AYANBADEJO'S NFL REGULAR SEASON STATISTICS

YEAR	TEAM	G-S	TACK.	ASST.	TOTAL	FUM. REC.	FOR. FUM.	QB SACK	YDS LOST
2003	Miami	16-0	0	0	0	0	0	0	0.0
2004	Miami	16-2	9	11	20	0	0	0	0.0


ADDITIONAL STATS

Special Teams Tackles: 19 in 2003, 23 in 2004 for total of 42

Interceptions: 1 for 2 yards in 2004

LEAGUE LEADERS IN FEWEST SACKS ALLOWED


The Dolphins hold NFL records for most seasons leading the league in fewest sacks allowed (10 — 1973, 1982-90) and most consecutive seasons leading the league in the same category (1982-90). In addition, during the 1988 and 1989 seasons the Dolphins also set an NFL record by not allowing a quarterback sack in 19 consecutive games. The streak far outdistanced the previous NFL mark of five straight games, which was accomplished on many occasions. In 1988, Miami also set an NFL sack record by allowing only seven sacks in the 16-game season.



Jeremiah Bell

Safety • 37

Height/Weight	6-0, 200
Born	3/3/78
College	Eastern Kentucky '03
Acquired	D6c, 2003
Signed Through	2005
NFL	Second Season
Dolphins	Second Season



PRO CAREER

CAREER TRANSACTIONS: Was the third of three sixth-round draft choices by the Dolphins in 2003, with a compensatory pick from the NFL as a result of net free agent losses from 2002.

2004 – Played in 13 games, all in a reserve role . . . Collected five tackles and a pass defended on defense, and five more tackles on special teams . . . Made his NFL debut in opener vs. Tennessee (9/11) . . . Sustained a right distal fibula fracture in game at Denver (12/12) and was placed on injured reserve the following day . . . Underwent surgery to stabilize the fracture on December 15 . . . In preseason, ranked second on the squad with 22 tackles.

2003 – Was waived on August 31 and signed to the practice squad a day later . . . Spent the first four games of the season there before being placed on the practice squad/injured list with

FINS FACT

After graduating from high school, Jeremiah went to work at a Kentucky steel mill, where he earned \$8 an hour bending liner pieces that are put in tunnels. "I actually liked it," Bell said. "The hardest thing was stacking them. The heaviest pieces were like 75 pounds." At age 20, after two years working in the mill, Bell decided to walk-on at Eastern Kentucky, where he eventually earned a full scholarship.

COLLEGE

a right foot injury on October 7.

Was a three-year letterman (1999-2001) at Eastern Kentucky . . . Missed his senior season after sustaining a knee injury in a pickup basketball game prior to the season . . . In his three-year career, appeared in 32 games . . . Amassed 258 tackles, nine interceptions (including one for a touchdown), four fumble recoveries, seven forced fumbles, 31 passes defended and three blocked kicks . . . Started ten games as a junior in 2001 . . . Led team with 86 tackles (61 solo) and six interceptions . . . Added three tackles for loss, one sack, 15 passes defended, a fumble recovery and two forced fumbles . . . Also blocked two kicks and returned a punt for 24 yards . . . Earned recognition as a first-team Division I-AA All-American by the Associated Press and the American Football Coaches Association. . . Was a finalist for the Buck Buchanan Award, signifying I-AA football's top defensive player . . . Also was named first-team All-Ohio Valley Conference, OVC Defensive Player of the Year and made the ECU Winners Club on both defense and special teams . . . He was selected player of the year among defensive backs and chosen ECU's Most Valuable Player on defense . . . Led team as sophomore with 110 tackles (63 solo) and added two interceptions and a fumble recovery . . . Was selected by

PERSONAL

the ECU coaching staff as the school's Defensive MVP . . . Won the 1999 ECU team award for Defensive Back of the Year as a freshman . . . Majored in physical education. Single . . . Has a daughter, Yamia (7/23/00), and a son, Brayden (12/15/03) . . . Graduated from George Rogers Clark High School in Winchester, Ky . . . Also lettered in basketball . . .

Growing up, the Chicago Bulls were his favorite sports team and Michael Jordan was his favorite athlete . . . Lists “Remember the Titans” as favorite movie, “My Wife and Kids” as

YEREMIAH BELL'S NFL REGULAR SEASON STATISTICS

YEAR	TEAM	G-S	TACK.	ASST.	TOTAL	FUM. REC.	FOR. FUM.	INT.	YDS.	LG	TD
------	------	-----	-------	-------	-------	--------------	--------------	------	------	----	----


ADDITIONAL STATS

Passes Defended: 1 in 2004
Special Teams Tackles: 5 in 2004

Marty Booker

Wide Receiver • 86

Height/Weight.....6-0, 210
Born.....7/31/76
CollegeLouisiana-Monroe '99
AcquiredT (Chi.), 2004
Signed Through.....2008
NFLSeventh Season
DolphinsSecond Season



PRO CAREER

CAREER PRO BOWLS: 1 (2002)

CAREER TRANSACTIONS: Was acquired by the Dolphins from Chicago on August 23, 2004 along with a 2005 third-round draft choice in exchange for DE Adewale Ogunleye . . . Originally was a third-round draft choice (78th overall) of the Bears in 1999.

2004 — Started all 15 games in which he appeared in his first season with the Dolphins after being acquired in a trade from Chicago following the second preseason game . . . Finished third on the team with 50 receptions for 638 yards and a touchdown . . . Also completed his only pass attempt, which went for 48 yards . . . Had a reception in every game that he played for the fourth year in a row . . . Turned in his most productive receiving day of the season at New England (10/10) when he hauled in seven passes for 123 yards . . . His entire receiving total came in the second half as he became the first Dolphin to account for 100 yards receiving in a half since December 15, 2002 when Chris Chambers had 117 yards in the first half against Oakland . . . Tossed a 48-yard completion to Chambers vs. St. Louis (10/24) for the third completion of his career and his longest . . . That led to a Sammy Morris eight-yard TD run on the next play from scrimmage for the Dolphins' first score of a game they went on to win, 31-14, as they earned their initial victory of the season . . . Was inactive for finale at Baltimore (1/2/05) with an ankle injury . . .

CONSECUTIVE GAMES WITH A RECEPTION: Booker enters 2005 having caught a pass in 73 straight games, covering each of the last four seasons . . . In fact, he has had a reception in 81 of the last 82 league games in which he has played, and has been held without a reception only three times in his career . . . The last time Booker was held without a reception was on September 10, 2000 at Tampa Bay.

FINS FACT

An outstanding high school quarterback, Marty first started his collegiate career as that position before switching to wide receiver. His old position is one that he feels is constantly under too much scrutiny. “Once I got to college, I played a couple of years there as a quarterback and got to see all the stress and the pressure and the blame the quarterback takes. I didn’t know if I can handle that pressure and everything that the quarterback faces, so I decided to move on.” He still enjoys throwing the ball from time to time, though, and has completed three passes in his NFL career, two of which have gone for touchdowns.

2003 – Started all 13 games in which he played and was the Bears' leading receiver for the third straight year as he caught 52 passes for 715 yards and four touchdowns . . . Was inactive for games at Seattle (10/19), vs. Detroit (10/26) and vs. San Diego (11/2) with an ankle injury . . . Compiled the seventh 100-yard receiving game of his career as he totaled 115 yards on five receptions, including a 61-yard TD catch, at Green Bay (12/7), when he tied Neal Anderson for fifth on Chicago's all-time receiving list with 302 . . . Caught six passes for 92 yards in finale at Kansas City (12/28) as he set a Bears record for consecutive games with a reception (58) . . .

AMONG CHICAGO'S ALL-TIME LEADING RECEIVERS: Booker concluded his Chicago career with 315 receptions for 3,684 yards and 23 touchdowns . . . He ranks fifth on the team's all-time chart for receptions and sixth for receiving yards . . . His reception total was the most by any Bear in his first five years with the club while his yardage figure was third during this same time span.

2002 – Earned the first Pro Bowl berth of his career as he accumulated 97 receptions for 1,189 yards and six touchdowns . . . Became the first Bears wide receiver to earn Pro Bowl status since Dick Gordon in 1972 . . . Reception total was second in team history, trailing only his 100 catches from 2001, while his yardage total was the fourth-best single-season figure . . . Reception total also was third in the NFC and tied for sixth in the NFL in '02 while yardage figure was seventh in the NFC and ninth in the NFL . . . Became just the second Bear to account for multiple 1,000-yard receiving seasons in a career, joining Harlon Hill (1954, 1956) . . . Tied for fourth in the NFL with 20 receptions of 20 yards or longer, while placing seventh in the NFC with 54 first-down catches and sixth in the conference with 24 third-down receptions . . . Amassed a career-high three 100-yard receiving games on the season, including the opener against Minnesota (9/8) when he produced 198 yards (8 catches, 1 TD), tied for the third highest single-game total in Bears history . . . Second 100-yard game of the season occurred vs. Green Bay (10/7) when he hauled in a career-high 12 passes, the fourth-highest single-game total in team annals . . . Threw a 44-yard TD pass to Marcus Robinson vs. New England (11/10).

2001 – Started all 16 games and set a Bears single-season reception record with 100, breaking the old mark of 93, set by Johnny Morris in 1964 . . . That total also ranked second in the NFC and sixth in the NFL . . . Totaled 1,071 receiving yards, good for ninth in the NFC . . . Became just the seventh receiver (8th time) in Bears history to post a 1,000-yard receiving season . . . Collected a season-high nine receptions on five different occasions, including each of the first two games . . . In 31-3 win at Atlanta (10/7), had a 63-yard TD catch from Jim Miller and a 34-yard TD pass to Marcus Robinson . . . Hauled in seven passes for 165 yards and a career-high three touchdowns in 27-24 win at Tampa Bay (11/18) . . . Had a career-long 66-yard TD catch (from Miller) in the game.

2000 – Started seven of the 15 games in which he played . . . Finished third on the team with 47 receptions for 490 yards and a pair of scores . . . Was inactive vs. N.Y. Giants (9/17) with a shoulder injury . . . Had five catches for 56 yards vs. Detroit (9/24), a game which began his streak of 73 straight games with a reception.

1999 – Started four of the nine games in which he played during his rookie season . . . Caught 19 passes for 219 yards and three touchdowns . . . Did not play in each of the first six games of the season, as he was inactive for the first five . . . Initial action of NFL career came at Tampa Bay (10/24) . . . First reception of NFL career occurred vs. Minnesota (11/14) when he grabbed seven passes for 134 yards and two touchdowns, in what was also the first start of his career . . . Became the first Bears rookie to register a 100-yard receiving game since Willie Gault in 1983 . . . Also combined with Marcus Robinson (7-148) to become the 15th tandem in Bears history to record 100-yard receiving games in the same contest . . . Had an eight-yard rush attempt at San Diego (11/21).

COLLEGE

Finished his four-year collegiate career (1995-98) career ranked second in school history with 178 receptions and 2,784 yards... Was a three-year starter who scored 23 touchdowns and averaged 15.6 yards per catch ... Was an All-Independent first-team selection as a senior with 75 catches for 1,168 yards and 11 TDs, averaging 106.2 yards per game... Majored in general studies.

PERSONAL

Has a daughter, Darian Brianna (2) and a son, Jaden Montez (1) . . . Attended Jonesboro-Hodge High School in Jonesboro, La . . . As a quarterback, threw for 1,418 yards and 16 touchdowns as a senior . . . Also excelled in track, where he finished third in the state long jump finals . . . Was named the 2002 Bear of the Year by the Chicago Chapter of the March of

MARTY BOOKER'S NFL REGULAR SEASON STATISTICS

YEAR	TEAM	G-S	NO.	RECEIVING				RUSHING			
				YDS.	AVG.	LG	TD	ATT.	YDS.	LG	TD
1999	Chicago	9-4	19	219	11.5	57t	3	1	8	8	0
2000	Chicago	15-7	47	490	10.4	41	2	2	-1	5	0
2001	Chicago	16-16	100	1071	10.7	66t	8	4	18	13	0
2002	Chicago	16-16	97	1189	12.2	54	6	0	0	0	0
2003	Chicago	13-13	52	715	13.8	61t	4	3	-7	1	0
2004	Miami	15-15	50	638	12.8	45	1	1	-8	-8	0
6-YEAR TOTALS		84-71	365	4322	11.8	66t	24	11	10	13	0

MARTY BOOKER'S NFL PLAYOFF STATISTICS

YEAR	TEAM	G-S	NO.	RECEIVING				RUSHING			
				YDS.	AVG.	LG	TD	ATT.	YDS.	LG	TD

ADDITIONAL STATS

Passing: (Chicago) 1 of 2, 34 yards, 1 TD in 2001; 1 of 5, 44 yards, 1 TD in 2002; (Miami) 1 of 1, 48 yards in 2004 for total of 3 of 8, 126 yards, 2 TDs

SINGLE-GAME HIGHS

Most Receptions:	12	vs. Green Bay, 10/7/02
	10	vs. Detroit, 11/24/02
	9,	five times (last: at Detroit, 12/30/01)
Most Receiving Yards:	198	vs. Minnesota, 9/8/02
	165	at Tampa Bay, 11/18/01
	157	vs. Detroit, 11/24/02
Longest Receptions:	66t	at Tampa Bay, 11/18/01
	63t	at Atlanta, 10/7/01
	61t	at Green Bay, 12/7/03
Most TD Receptions:	3	at Tampa Bay, 11/18/01
	2	vs. Minnesota, 11/14/99

100-YARD RECEIVING GAMES (8)

DATE	OPPONENT	NO.	YDS.	AVG.	LG	TD
11/14/99	vs. Minnesota	7	134	19.1	57t	2
11/18/01	at Tampa Bay	7	165	23.6	66t	3
12/30/01	at Detroit	9	115	12.8	44	0
9/8/02	vs. Minnesota	8	198	24.8	54	1
10/7/02	vs. Green Bay	12	141	11.8	31	1
11/24/02	vs. Detroit	10	157	15.7	40	0
12/7/03	at Green Bay	5	115	23.0	61t	1

1999 GAME-BY-GAME STATISTICS (Chicago)

DATE	OPPONENT	P/S	RECEIVING				RUSHING				W/L SCORE	
			NO.	YDS.	LG	TD	ATT.	YDS.	LG	TD		
9/12	KANSAS CITY		INACTIVE								W	20-17
9/19	SEATTLE		INACTIVE								L	13-14
9/26	at Oakland		INACTIVE								L	17-24
10/3	NEW ORLEANS		INACTIVE								W	14-10
10/10	at Minnesota		INACTIVE								W	24-22
10/17	PHILADELPHIA		DID NOT PLAY								L	16-20
10/24	at Tampa Bay	P	0	0	0	0	0	0	0	0	L	3-6
10/31	at Washington	P	0	0	0	0	0	0	0	0	L	22-48
11/7	at Green Bay		INACTIVE - 3rd QB								W	14-13
11/14	MINNESOTA	S	7	134	57t	2	0	0	0	0	L	24-27
11/21	at San Diego	P	1	3	3	0	1	8	8	0	W	23-20
11/25	at Detroit	S	3	33	23t	1	0	0	0	0	L	17-21
12/5	GREEN BAY	P	1	4	4	0	0	0	0	0	L	19-35
12/19	DETROIT	S	2	8	5	0	0	0	0	0	W	28-10
12/26	at St. Louis	S	1	8	8	0	0	0	0	0	L	12-34
1/2/00	TAMPA BAY	P	4	29	14	0	0	0	0	0	L	6-20
1999 TOTALS			9-4	19	219	57t	3	1	8	8	0	6-10

2000 GAME-BY-GAME STATISTICS (Chicago)

DATE	OPPONENT	P/S	RECEIVING				RUSHING				W/L SCORE	
			NO.	YDS.	LG	TD	ATT.	YDS.	LG	TD		
9/3	at Minnesota	P	6	59	12	0	1	-6	-6	0	L	27-30
9/10	at Tampa Bay	S	0	0	0	0	0	0	0	0	L	0-41
9/17	N.Y. GIANTS		INACTIVE								L	7-14
9/24	DETROIT	S	5	56	25	0	0	0	0	0	L	14-21
10/1	at Green Bay	P	2	15	8	0	0	0	0	0	W	27-24
10/8	NEW ORLEANS	P	3	44	20	0	0	0	0	0	L	10-31
10/15	MINNESOTA	P	2	32	24	0	0	0	0	0	L	16-28
10/22	at Philadelphia	P	3	13	6	0	0	0	0	0	L	9-13
11/5	INDIANAPOLIS	P	1	11	11	0	0	0	0	0	W	27-24
11/12	at Buffalo	S	4	17	11	0	0	0	0	0	L	3-20
11/19	TAMPA BAY	P	1	7	7	0	0	0	0	0	W	13-10
11/26	at N.Y. Jets	P	5	45	13	1	0	0	0	0	L	10-17
12/3	GREEN BAY	S	1	41	41	0	0	0	0	0	L	6-28
12/10	NEW ENGLAND	S	2	24	15	0	0	0	0	0	W	24-17
12/17	at San Francisco	S	5	47	13	0	1	5	5	0	L	0-17
12/24	at Detroit	S	7	79	27	1	0	0	0	0	W	23-20
2000 TOTALS			15-7	47	490	41	2	2	-1	5	0	5-11

2001 GAME-BY-GAME STATISTICS (Chicago)

DATE	OPPONENT	P/S	RECEIVING				RUSHING				W/L SCORE	
			NO.	YDS.	LG	TD	ATT.	YDS.	LG	TD		
9/9	at Baltimore	S	9	49	12	0	0	0	0	0	L	6-17
9/23	MINNESOTA	S	9	95	22	1	1	4	4	0	W	17-10
10/7	at Atlanta	S	1	63	63t	1	1	-5	-5	0	W	31-3
10/14	ARIZONA	S	5	48	25	0	0	0	0	0	W	20-13
10/21	at Cincinnati	S	6	76	21	1	0	0	0	0	W	24-0
10/28	SAN FRANCISCO	S	9	67	30	0	0	0	0	0	W	37-31
11/4	CLEVELAND	S	7	85	16	1	0	0	0	0	W	27-21
11/11	GREEN BAY	S	8	81	25	0	1	-4	-4	0	L	12-20
11/18	at Tampa Bay	S	7	165	66t	3	0	0	0	0	W	27-24
11/25	at Minnesota	S	3	9	7	0	0	0	0	0	W	13-6
12/2	DETROIT	S	9	74	17	0	0	0	0	0	W	13-10
12/9	at Green Bay	S	2	14	10	0	0	0	0	0	L	7-17
12/16	TAMPA BAY	S	3	19	11	1	1	13	13	0	W	27-3
12/23	at Washington	S	7	74	16	0	0	0	0	0	W	20-15
12/30	at Detroit	S	9	115	44	0	0	0	0	0	W	24-0

1/6/02	JACKSONVILLE	S	6	37	17	0	0	0	0	0	W	33-13
2001 TOTALS			16-16	100	1071	66t	8	4	8	13	0	13-3

2002 GAME-BY-GAME STATISTICS (Chicago)

DATE	OPPONENT	P/S	RECEIVING				RUSHING				W/L	SCORE
			NO.	YDS.	LG	TD	ATT.	YDS.	LG	TD		
9/8	MINNESOTA	S	8	198	54	1	0	0	0	0	W	27-23
9/15	at Atlanta	S	5	48	17	0	0	0	0	0	W	14-13
9/22	NEW ORLEANS	S	8	97	22t	1	0	0	0	0	L	23-29
9/29	at Buffalo	S	4	82	33	0	0	0	0	0	L	27-33
10/7	GREEN BAY	S	12	141	31	1	0	0	0	0	L	21-34
10/20	at Detroit	S	1	14	14t	1	0	0	0	0	L	20-23
10/27	at Minnesota	S	4	80	40	1	0	0	0	0	L	7-25
11/3	PHILADELPHIA	S	5	37	19	0	0	0	0	0	L	13-19
11/10	NEW ENGLAND	S	4	65	27	0	0	0	0	0	L	30-33
11/18	at St. Louis	S	7	65	24	0	0	0	0	0	L	16-21
11/24	DETROIT	S	10	157	40	0	0	0	0	0	W	20-17
12/1	at Green Bay	S	6	52	21	0	0	0	0	0	L	20-30
12/9	at Miami	S	5	46	26	1	0	0	0	0	L	9-27
12/15	N.Y. JETS	S	9	62	12	0	0	0	0	0	W	20-13
12/22	at Carolina	S	5	20	7	0	0	0	0	0	L	14-24
12/29	TAMPA BAY	S	4	25	8	0	0	0	0	0	L	0-15
2002 TOTALS			16-16	97	1189	54	6	0	0	0	0	4-12

2003 GAME-BY-GAME STATISTICS (Chicago)


DATE	OPPONENT	P/S	RECEIVING				RUSHING				W/L	SCORE
			NO.	YDS.	LG	TD	ATT.	YDS.	LG	TD		
9/7	at San Francisco	S	6	48	11	0	1	1	1	0	L	7-49
9/14	at Minnesota	S	2	10	8	0	0	0	0	0	L	13-24
9/29	GREEN BAY	S	3	34	18	0	0	0	0	0	L	23-38
10/5	OAKLAND	S	4	94	48	1	0	0	0	0	W	24-21
10/12	at New Orleans	S	1	11	11	0	1	-4	-4	0	L	13-20
10/19	at Seattle	S	INACTIVE								L	17-24
10/26	DETROIT		INACTIVE								W	24-16
11/2	SAN DIEGO		INACTIVE								W	20-7
11/9	at Detroit	S	4	36	23	0	0	0	0	0	L	10-12
11/16	ST. LOUIS	S	5	60	24	0	0	0	0	0	L	21-23
11/23	at Denver	S	4	43	14	0	0	0	0	0	W	19-10
11/30	ARIZONA	S	5	44	14	1	0	0	0	0	W	28-3
12/7	at Green Bay	S	5	115	61t	1	1	-4	-4	0	L	21-34
12/14	MINNESOTA	S	3	48	39	0	0	0	0	0	W	13-10
12/21	WASHINGTON	S	4	80	59t	1	0	0	0	0	W	27-24
12/28	at Kansas City	S	6	92	26	0	0	0	0	0	L	3-31
2003 TOTALS			13-13	52	715	61t	4	3	-7	1	0	7-9

2004 GAME-BY-GAME STATISTICS (Miami)

DATE	OPPONENT	P/S	RECEIVING				RUSHING				W/L	SCORE
			NO.	YDS.	LG	TD	ATT.	YDS.	LG	TD		
9/11	TENNESSEE	S	4	36	19	0	0	0	0	0	L	7-17
9/19	at Cincinnati	S	1	5	5	0	0	0	0	0	L	13-16
9/26	PITTSBURGH	S	1	8	8	0	0	0	0	0	L	3-13
10/3	N.Y. JETS	S	4	46	23	0	0	0	0	0	L	9-17
10/10	at New England	S	7	123	45	0	0	0	0	0	L	10-24
10/17	at Buffalo	S	1	10	10	0	0	0	0	0	L	13-20
10/24	ST. LOUIS	S	3	35	15	0	0	0	0	0	W	31-14
11/1	at N.Y. Jets	S	3	37	25	0	0	0	0	0	L	14-41
11/7	ARIZONA	S	4	91	38	0	1	-8	-8	0	L	23-24
11/21	at Seattle	S	2	20	15	0	0	0	0	0	L	17-24
11/28	at San Francisco	S	3	20	8	0	0	0	0	0	W	24-17
12/5	BUFFALO	S	5	96	36	0	0	0	0	0	L	32-42
12/12	at Denver	S	4	45	19	1	0	0	0	0	L	17-20

MARTY BOOKER'S RECEIVING BREAKDOWN

	2004						CAREER					
	G	NO	YDS	AVG	LG	TD	G	NO	YDS	AVG	LG	TD
Buffalo	2	6	106	17.7	36	0	4	14	205	14.6	36	0
Miami	-	-	-	-	-	-	1	5	46	9.2	26	1
New England	2	11	158	14.4	45	0	4	17	247	14.5	45	0
N.Y. Jets	2	7	83	11.9	25	0	4	21	190	9.0	25	1
AFC East	6	24	347	14.5	45	0	13	57	688	12.1	45	2
Baltimore	-	-	-	-	-	-	1	9	49	5.4	12	0
Cincinnati	1	1	5	5.0	5	0	2	7	81	11.6	21	1
Cleveland	1	4	31	7.8	11	0	2	11	116	10.5	16	1
Pittsburgh	1	1	8	8.0	8	0	1	1	8	8.0	8	0
AFC Central	3	6	44	7.3	11	0	6	28	254	9.1	21	2
Houston	-	-	-	-	-	-	-	-	-	-	-	-
Indianapolis	-	-	-	-	-	-	1	1	11	11.0	11	0
Jacksonville	-	-	-	-	-	-	1	6	37	6.2	17	0
Tennessee	1	4	36	9.0	19	0	1	4	36	9.0	19	0
AFC South	1	4	36	9.0	19	0	3	11	84	7.6	19	0
Denver	1	4	45	11.3	19	1	2	8	88	11.0	14	1
Kansas City	-	-	-	-	-	-	1	6	92	15.3	26	0
Oakland	-	-	-	-	-	-	1	4	94	23.5	48	1
San Diego	-	-	-	-	-	-	1	1	3	3.0	3	0
AFC West	1	4	45	11.3	19	0	5	19	277	14.6	48	2
AFC Total	11	38	472	12.4	45	1	27	115	1303	11.3	48	6
Dallas	-	-	-	-	-	-	-	-	-	-	-	-
N.Y. Giants	-	-	-	-	-	-	-	-	-	-	-	-
Philadelphia	-	-	-	-	-	-	2	8	50	6.3	19	0
Washington	-	-	-	-	-	-	3	11	154	14.0	59	1
NFC East	-	-	-	-	-	-	5	19	204	10.7	59	1
Chicago	-	-	-	-	-	-	-	-	-	-	-	-
Detroit	-	-	-	-	-	-	9	50	572	11.4	44	3
Green Bay	-	-	-	-	-	-	9	40	497	12.4	61	2
Minnesota	-	-	-	-	-	-	9	44	665	15.1	57	5
NFC Central	-	-	-	-	-	-	27	134	1734	12.9	61	10
Atlanta	-	-	-	-	-	-	2	6	111	18.5	63	1
Carolina	-	-	-	-	-	-	1	5	20	4.0	7	0
New Orleans	-	-	-	-	-	-	3	12	152	12.7	22	1
Tampa Bay	-	-	-	-	-	-	7	19	245	12.9	66	4
NFC South	-	-	-	-	-	-	13	42	528	12.6	66	6
Arizona	1	4	91	22.8	38	0	3	14	183	13.1	38	1
St. Louis	1	3	35	11.7	15	0	4	16	168	10.5	24	0
San Francisco	1	3	20	6.7	8	0	4	23	182	7.9	30	0
Seattle	1	2	20	10.0	15	0	1	2	20	10.0	15	0
NFC West	4	12	166	13.8	38	0	12	55	553	10.1	38	1
NFC Total	4	12	166	13.8	38	0	57	250	3019	12.1	66	18
Home	8	29	378	13.0	38	0	41	198	2416	12.2	59	11
Road	7	21	260	12.4	45	1	43	167	1906	11.4	66	13
1st Down	15	19	270	14.2	45	0	84	130	1729	13.3	66	10
2nd Down	15	14	185	13.2	36	1	84	124	1424	11.5	63	8
3rd Down	15	14	144	10.3	35	0	84	105	1101	10.5	-	6
4th Down	15	3	39	13.0	26	0	84	6	68	11.3	-	0
1st Half	15	21	205	9.8	25	1	84	187	2069	11.1	61	11
2nd Half/OT	15	29	433	14.9	45	0	84	178	2253	12.7	66	13
Grass	11	43	566	13.2	45	1	84	233	2726	11.7	66	16
Turf	4	7	72	10.3	25	0	84	132	1596	12.1	63	8
Aug./Sept.	3	6	49	8.2	19	0	15	71	825	11.6	54	3
October	4	15	214	14.3	45	0	19	68	912	13.4	63	6
November	4	12	168	14.0	38	0	23	103	1265	12.3	66	9
Dec./Jan.	4	17	207	12.2	36	1	27	123	1320	10.7	61	6
Games 1-8	8	24	300	12.5	45	0	38	162	1977	12.2	63	10
Games 9-16	7	26	338	13.0	38	1	46	203	2345	11.6	66	14
Wins	4	14	121	8.6	17	0	33	163	1969	12.1	66	13
Losses	11	36	517	14.4	45	1	51	202	2353	11.6	61	11
Ties	-	-	-	-	-	-	-	-	-	-	-	-



David Boston

Wide Receiver • 80

Height/Weight.....6-2, 228
Born8/19/78
CollegeOhio State '00
AcquiredFA, 2005
Signed Through.....2005
NFLSeventh Season
DolphinsSecond Season



PRO CAREER

CAREER TRANSACTIONS: Originally was a first-round draft choice (8th overall, 2nd wide receiver) of Arizona in 1999 . . . Signed with San Diego as an unrestricted free agent on March 7, 2003 . . . Was traded to Miami on March 18, 2004 in exchange for CB Jamar Fletcher and a sixth-round draft choice in 2005 . . . Was released by the Dolphins on March 7, 2005 and then re-signed on May 18, 2005.

CAREER PRO BOWL SELECTIONS: 1 (2001)

2004 – Sustained a season-ending knee injury during a training camp practice with the Texans in Houston on August 6 . . . Underwent surgery on August 9, and was placed on injured reserve on August 31 . . .

CONSECUTIVE GAMES WITH A RECEPTION: Boston enters 2005 having caught a pass in 62 straight games, covering each of the last four seasons in which he has played . . . In fact, he has had a reception in 68 of the 70 games in which he has played during his career . . . The last time Boston was held without a reception was on November 7, 1999 at the New York Jets.

2003 – Started all 14 games in which he played with the Chargers . . . Was second on the team with 70 receptions for a team-leading 880 receiving yards and seven touchdowns . . . Added 18 rushing yards on three attempts . . . Accounted for a pair of 100-yard receiving games and two contests with two touchdown catches apiece . . . Caught a pass in all 14 games for which he was active . . . Was inactive vs. Denver (9/14) because of a bruised heel . . . Served a club suspension for contest at Oakland (9/28) . . . Turned in his most productive receiving game of the season and of his career at Jacksonville (10/5) when he caught 14 passes for 181 yards and two touchdowns . . . Scores came on catches of 46 and 13 yards, both from Drew Brees, marking his first two touchdown catches as a Charger . . . Reception total in that game is tied with Kellen Winslow for the second-most in Chargers history . . . Had six catches for 103 yards and a TD in the first half of that game . . . Recorded nine receptions for 139 yards and two touchdowns vs. Cincinnati (11/23), including scoring receptions of 37 and 26 yards, both from Doug Flutie.

2002 – Was limited to eight games in his final year with the Cardinals, all as a starter . . . Was inactive for one game and spent each of the last seven contests of the year on injured reserve with a knee injury . . . Caught 32 passes for 512 yards and one touchdown, including a reception in all eight contests . . . Also rushed for 29 yards on two attempts . . . Tallied a pair of 100-yard receiving games on the year, including a seven-catch, 138-yard effort in opener at Washington when he accounted for his only touchdown of the year, which came on a 29-yard pass from Jake Plummer . . . Caught six passes for 110 yards and drew a key pass interference penalty in overtime which led to the game-winning field goal, in the Cardinals' 9-6 victory . . . Had a 22-yard run at San Francisco (10/27) . . . Was inactive vs. Seattle (11/10)

FINS FACT

David's father, Byron, has been a line judge in the NFL for the last ten seasons. Before that, he officiated in both the Southwest Conference and NFL Europe League. Byron has had an effect on David's life in more ways than one. "He's always been a father first, regardless of sports," David says of his father. "He's been a role model of mine. He was an influence on me as far as sports. I used to watch a lot of college and NFL games because he would come home and grade himself. He's been real supportive of me throughout my entire football career."

with a knee injury . . . Was placed on I/R on November 13 . . . Underwent surgery on November 20 to repair a torn patellar tendon in his right knee.

2001 — Started all 16 games. . . . Put together the most productive season of his career as he amassed 98 receptions for 1,598 yards and eight touchdowns . . . Also rushed five times for 35 yards on the year . . . Led the NFL in receiving yards, ranked third in the NFC and sixth in the league in receptions . . . Yardage total marked a new Cardinals single-season record while his reception total is third-best . . . Was voted to the first Pro Bowl of his career . . . Tallied nine 100-yard receiving games on the year, including one streak of four in a row and another with three straight . . . The nine 100-yard games represented a new Cardinals single-season standard . . . At 23 years and four months, became the second-youngest receiver in NFL history to record 1,500+ receiving yards (Rams' Isaac Bruce with 1,781 yards at 23 years, two months in 1995) . . . Became the sixth and youngest Cardinal to record consecutive 1,000-yard receiving seasons . . . Reached the 1,000-yard plateau in just ten games, tying Roy Green (1984) for the fastest to attain that mark in club history . . . Also led the NFL with 72 first down receptions . . . Of his 98 catches on the year, 14 went for 25 yards or longer . . . Posted a season-high 145 yards on eight catches in opener vs. Denver (9/23) . . . Two of his catches that day went for longer than 25 yards . . . Hauled in seven passes for 131 yards and a touchdown vs. Kansas City (10/21), the first of four straight games in which he surpassed the 100-yard receiving mark . . . Tied a team record, also held by Rob Moore (1997), with his fourth consecutive 100-yard receiving contest, vs. N.Y. Giants (11/11), when he tied a season and career-high with nine receptions, totaling 137 yards and a touchdown . . . In the first half of that game, caught seven passes for 119 yards, including a 38-yard scoring grab . . . Although the streak ended the following week vs. Detroit (11/18), still caught five passes for 80 yards, including TD receptions of 13 and 18 yards from Jake Plummer, as the Cardinals posted a 45-38 victory . . . Began a three-game streak with 100+ receiving yards the week afterwards at San Diego (11/25) when he tallied six receptions for 121 yards and a touchdown in the Cards' 20-17 win over the Chargers . . . Had a key performance in 34-31 overtime victory at Oakland (12/2) when he caught six passes for 106 yards, including a 50-yard scoring catch from Plummer . . . Third game of the streak occurred vs. Washington (12/9) when he had six catches for 132 yards, representing his eighth 100-yard receiving game of the year, tying a club single-season record which had first been achieved by Moore in 1997 . . . Amassed 127 yards and two touchdowns on seven receptions at Carolina (12/30), his ninth 100-yard receiving game of the season, setting a new Cardinals single-season record . . . Touchdowns included a season-long 61-yard reception from Plummer.

2000 — Opened all 16 contests for Arizona . . . Caught 71 passes for a team-best 1,156 yards and seven touchdowns . . . Reception total ranked second on the squad . . . Yardage figure was eighth in the NFC and 16th in the NFL . . . Had four 100-yard receiving games over the course of the season . . . Accounted for seven of the Cardinals' ten longest plays from scrimmage on the season . . . Tallied 11 receptions of 25 yards or longer . . . Had a catch in all 16 games . . . Opened the season with consecutive 100-yard receiving efforts, just the third player in Cardinals history to achieve this feat, joining Woodley Lewis (1959) and J.T. Smith (1989) . . . This included nine catches for 128 yards and two touchdowns at N.Y. Giants (9/3) and six receptions for 102 yards vs. Dallas (9/10) . . . Scoring catches in the Giants contest were from nine and 25 yards out, both from Jake Plummer within the final 1:55 of the game . . . His 63-yard catch in the fourth quarter of the Cowboys game helped set up a Plummer to Frank Sanders touchdown pass in the Cards' 32-31 comeback win . . . Accounted for six receptions for 123 yards, including a career-long 70-yard scoring catch from Plummer, vs. Philadelphia (10/15) . . . Amassed a career-best 184 receiving yards on nine receptions, two of which went for scores, at Cincinnati (12/3) . . . That performance put him over the 1,000-yard receiving plateau for the season . . . Touchdown catches were from 38 and 15 yards out, both from Plummer . . . Had three catches of 25+ yards in the game, including a long of 51 . . . Produced six receptions for 158 yards in the second half of that game.

1999 — Started seven of the 16 games in which he played during his rookie season with Arizona . . . Caught 40 passes for 473 yards and two touchdowns . . . Also rushed five times for no yards and returned seven punts for an 8.9-yard average . . . Reception and yardage figures both ranked third on the club . . . Was part of the starting lineup in his NFL debut, in opener at Philadelphia (9/12) . . . Accounted for four receptions for 21 yards in the game . . . His first NFL catch was an 8-yard grab from Jake Plummer . . . Turned in the best performance of his rookie season vs. N.Y. Giants (10/10) . . . Caught eight passes for 101 yards and a touchdown in helping the Cards to a 14-3 victory.

COLLEGE

Finished his three-year career at Ohio State (1996-98) having established 11 school records . . . Left school with one year of eligibility still remaining . . . Caught 191 passes for 2,855 yards and 34 touchdowns during that time . . . Still owns Buckeye career marks for receptions and receiving touchdowns, and is second in receiving yards . . . Was a first-team All-America and All-Big 10 selection as a junior in 1998 when he set school single-season standards with 85 receptions for 1,435 yards . . . Had 13 receiving touchdowns that year . . . Fielded 19 punts for a 14.2-yard average and one touchdown . . . Caught 10 passes for 217 yards and two touchdowns against Michigan . . . Was a first-team All-Big 10 choice as a sophomore when he snared a conference-best 73 passes for 973 yards and 14 touchdowns . . . Also returned 47 punts for an 8.3-yard average . . . Played in every game as a true freshman in 1996, including starts in the final seven, and responded with 33 receptions for 450 yards and seven touchdowns . . . Brought back 32 punts for a 9.7-yard average and one score . . . In Rose Bowl win over Arizona State, caught four passes for 20 yards and a pair of touchdowns, including a five-yard grab for the game-winner with 19 seconds remaining in the Buckeyes' 20-17 decision . . . Majored in sociology.

PERSONAL

Has a daughter, Alaia . . . Was the Greater Houston Player of the Year as a senior at Humble (Texas) High School, where he played both wide receiver and free safety . . . Was a first-team all-state pick at safety and second-team choice as a receiver . . . Was a second-team all-state selection in basketball as he helped his team to the state's Final Four as a senior in 1996 . . . Also lettered in track and won the district title in the 300-meter intermediate hurdles . . . Was a fan of the Houston Oilers as a youngster in Humble, and attended many games at the Astrodome . . . Enjoys working out and traveling . . . Is interested in anatomy and physiology, and has read several books authored by Frank Netter, one of the world's top authorities on human anatomy . . . Hopes to have a career as an athletic trainer following his playing days . . . Father, Byron, has been an NFL line judge since 1995 . . . Mother, Carolyn, is a retired elementary school teacher . . . Older brother, Byron Jr., played football at Sam Houston State and currently is a Dallas policeman where he specializes in the crime unit that investigates drug complaints in high-crime areas . . . Sister, Alicia, is a Houston attorney who helped negotiate David's first NFL contract . . . Born August 19, 1978 in Humble, Texas.

DAVID BOSTON'S NFL REGULAR SEASON STATISTICS

YEAR	TEAM	G-S	NO.	RECEIVING				ATT.	RUSHING			
				YDS.	AVG.	LG	TD		YDS.	LG	TD	
1999	Arizona	16-7	40	473	11.8	43	2	5	0	7	0	
2000	Arizona	16-16	71	1156	16.3	70t	7	3	9	24	0	
2001	Arizona	16-16	98	1598	16.3	61t	8	5	35	17	0	
2002	Arizona	8-8	32	512	16.0	34	1	2	29	22	0	
2003	San Diego	14-14	70	880	12.6	46t	7	3	18	13	0	
2004	Miami			INJURED RESERVE								

ADDITIONAL STATS

Punt Returns: 7 for 62 yards, 8.9 avg. long of 43 in 1999

SINGLE-GAME HIGHS

Most Receptions:	14	at Jacksonville, 10/5/03
	9	at N.Y. Giants, 9/3/00
	9	at Cincinnati, 12/3/00
	9	at Dallas, 10/28/01
	9	vs. Cincinnati, 11/23/03
Most Receiving Yards:	184	at Cincinnati, 12/3/00
	181	at Jacksonville, 10/5/03
	145	vs. Denver, 9/23/01

139 vs. Cincinnati, 11/23/03
 138 vs. Philadelphia, 11/4/01
 138 at Washington, 9/8/02
 70t vs. Philadelphia, 10/15/00
 63 vs. Dallas, 9/10/00
 61t at Carolina, 12/30/01
 56t at San Francisco, 10/1/00
 56 vs. Baltimore, 12/17/00

Longest Receptions:

100-YARD RECEIVING GAMES (18)

DATE	OPPONENT	NO.	YDS.	AVG.	LG	TD
10/10/99	N.Y. Giants	8	101	12.6	37	1
9/3/00	at N.Y. Giants	9	128	14.2	25t	2
9/10/00	Dallas	6	102	17.0	63	0
10/15/00	Philadelphia	6	123	20.5	70t	1
12/3/00	at Cincinnati	9	184	20.4	51	2
9/23/01	Denver	8	145	18.1	47	0
10/21/01	Kansas City	7	131	18.7	49	1
10/28/01	at Dallas	9	108	12.0	35	0
11/4/01	Philadelphia	8	138	17.3	52	0
11/11/01	N.Y. Giants	9	137	15.2	38t	1
11/25/01	at San Diego	6	121	20.2	37t	1
12/2/01	at Oakland	6	106	17.7	50t	1
12/9/01	Washington	6	132	22.0	40	0
12/30/01	at Carolina	7	127	18.1	61t	2
9/8/02	at Washington	7	138	19.7	34	1
10/20/02	Dallas	6	110	18.3	23	0
10/5/03	at Jacksonville	14	181	12.9	46t	2

1999 GAME-BY-GAME STATISTICS (Arizona)

DATE	OPPONENT	P/S	RECEIVING				RUSHING				W/L SCORE	
			NO.	YDS.	LG	TD	ATT.	YDS.	LG	TD		
9/12	at Philadelphia	S	4	21	8	0	1	1	1	0	W	25-24
9/19	at Miami	P	1	5	5	0	1	2	2	0	L	16-19
9/27	SAN FRANCISCO	S	0	0	0	0	0	0	0	0	L	10-24
10/3	at Dallas	S	2	11	6	0	0	0	0	0	L	7-35
10/10	N.Y. GIANTS	S	8	101	37	1	0	0	0	0	W	14-3
10/17	WASHINGTON	S	3	44	15	0	1	-8	-8	0	L	10-24
10/31	NEW ENGLAND	P	2	14	9	0	0	0	0	0	L	3-27
11/7	at N.Y. Jets	P	0	0	0	0	0	0	0	0	L	7-12
11/14	DETROIT	P	4	53	40	0	0	0	0	0	W	23-19
11/21	DALLAS	S	3	47	30	0	1	7	7	0	W	13-9
11/28	at N.Y. Giants	P	1	9	9	0	0	0	0	0	W	34-24
12/5	PHILADELPHIA	S	3	28	15	1	0	0	0	0	W	21-17
12/12	at Washington	P	1	43	43	0	1	-2	-2	0	L	3-28
12/19	BUFFALO	P	1	13	13	0	0	0	0	0	L	21-31
12/26	at Atlanta	P	3	32	14	0	0	0	0	0	L	14-37
1/2/00	at Green Bay	P	4	52	20	0	0	0	0	0	L	24-49
1999 TOTALS			16-7	40	473	43	2	5	0	7	0	6-10

2000 GAME-BY-GAME STATISTICS (Arizona)

DATE	OPPONENT	P/S	RECEIVING				RUSHING				W/L SCORE	
			NO.	YDS.	LG	TD	ATT.	YDS.	LG	TD		
9/3	at N.Y. Giants	S	9	128	25t	2	0	0	0	0	L	16-21
9/10	DALLAS	S	6	102	63	0	0	0	0	0	W	32-31
9/24	GREEN BAY	S	3	23	14	0	0	0	0	0	L	3-29
10/1	at San Francisco	S	5	87	56t	1	0	0	0	0	L	20-27
10/8	CLEVELAND	S	5	63	20	0	1	24	24	0	W	29-21

10/15 PHILADELPHIA S 6 123 70t 1 1 -17 -17 0 L 14-33

2000 GAME-BY-GAME STATISTICS (Arizona)

DATE	OPPONENT	P/S	RECEIVING				RUSHING				W/L	SCORE
			NO.	YDS.	LG	TD	ATT.	YDS.	LG	TD		
10/22	at Dallas	S	3	50	39	0	0	0	0	0	L	7-48
10/29	NEW ORLEANS	S	5	49	17	0	0	0	0	0	L	10-21
11/5	WASHINGTON	S	3	57	42	0	1	2	2	0	W	16-15
11/12	at Minnesota	S	2	34	21	0	0	0	0	0	L	14-31
11/19	at Philadelphia	S	6	94	44t	1	0	0	0	0	L	9-34
11/26	N.Y. GIANTS	S	1	32	32	0	0	0	0	0	L	7-31
12/3	at Cincinnati	S	9	184	51	2	0	0	0	0	L	13-24
12/10	at Jacksonville	S	2	25	19	0	0	0	0	0	L	10-44
12/17	BALTIMORE	S	5	93	56	0	0	0	0	0	L	7-13
12/24	at Washington	S	1	12	12	0	0	0	0	0	L	3-20
2000 TOTALS			16-16	71	1156	70t	7	3	9	24	0	3-13

2001 GAME-BY-GAME STATISTICS (Arizona)

DATE	OPPONENT	P/S	RECEIVING				RUSHING				W/L	SCORE
			NO.	YDS.	LG	TD	ATT.	YDS.	LG	TD		
9/23	DENVER	S	8	145	47	0	0	0	0	0	L	17-38
9/30	ATLANTA	S	4	49	21	0	1	17	17	0	L	14-34
10/7	at Philadelphia	S	4	71	31	0	0	0	0	0	W	21-20
10/14	at Chicago	S	6	85	25	0	1	11	11	0	L	13-20
10/21	KANSAS CITY	S	7	131	49	1	0	0	0	0	W	24-16
10/28	at Dallas	S	9	108	35	0	1	12	12	0	L	3-17
11/4	PHILADELPHIA	S	8	138	52	0	0	0	0	0	L	7-21
11/11	N.Y. GIANTS	S	9	137	38t	1	0	0	0	0	L	10-17
11/18	DETROIT	S	5	80	24	2	0	0	0	0	W	45-38
11/25	at San Diego	S	6	121	37t	1	0	0	0	0	W	20-17
12/2	at Oakland	S	6	106	50t	1	1	-4	-4	0	W	34-31
12/9	WASHINGTON	S	6	132	40	0	0	0	0	0	L	10-20
12/15	at N.Y. Giants	S	8	84	20	0	0	0	0	0	L	13-17
12/23	DALLAS	S	3	26	13	0	1	-1	-1	0	W	17-10
12/30	at Carolina	S	7	127	61t	2	0	0	0	0	W	30-7
1/6/02	at Washington	S	2	58	48	0	0	0	0	0	L	17-20
2001 TOTALS			16-16	98	1598	61t	8	5	35	17	0	7-9

2002 GAME-BY-GAME STATISTICS (Arizona)

DATE	OPPONENT	P/S	RECEIVING				RUSHING				W/L	SCORE
			NO.	YDS.	LG	TD	ATT.	YDS.	LG	TD		
9/8	at Washington	S	7	138	34	1	0	0	0	0	L	23-31
9/15	at Seattle	S	4	49	20	0	0	0	0	0	W	24-13
9/22	SAN DIEGO	S	3	57	24	0	1	7	7	0	L	15-23
9/29	N.Y. GIANTS	S	2	18	14	0	0	0	0	0	W	21-7
10/6	at Carolina	S	3	43	16	0	0	0	0	0	W	16-13
10/20	DALLAS	S	6	110	23	0	0	0	0	0	W	9-6
10/27	at San Francisco	S	6	83	26	0	1	22	22	0	L	28-38
11/3	ST. LOUIS	S	1	14	14	0	0	0	0	0	L	14-27
11/10	SEATTLE		INACTIVE								L	6-27
11/17	at Philadelphia		INJURED RESERVE								L	14-38
11/24	OAKLAND		INJURED RESERVE								L	20-41
12/1	at Kansas City		INJURED RESERVE								L	0-49
12/8	DETROIT		INJURED RESERVE								W	23-20
12/15	at St. Louis		INJURED RESERVE								L	28-30
12/21	SAN FRANCISCO		INJURED RESERVE								L	14-17
12/29	at Denver		INJURED RESERVE								L	7-37
2002 TOTALS			8-8	32	512	34	1	2	29	22	0	5-11

2003 GAME-BY-GAME STATISTICS (San Diego)

RECEIVING

RUSHING


DATE	OPPONENT	P/S	NO.	YDS.	LG	TD	ATT.	YDS.	LG	TD	W/L	SCORE
9/7	at Kansas City	S	2	20	11	0	0	0	0	0	L	14-27
2003 GAME-BY-GAME STATISTICS (San Diego)												
DATE	OPPONENT	P/S	RECEIVING				RUSHING				W/L	SCORE
			NO.	YDS.	LG	TD	ATT.	YDS.	LG	TD		
9/14	DENVER		INACTIVE								L	13-37
9/21	BALTIMORE	S	6	91	40	0	1	5	5	0	L	10-24
9/28	at Oakland		SUSPENDED								L	31-34
10/5	at Jacksonville	S	14	181	46t	2	1	13	13	0	L	21-27
10/19	at Cleveland	S	2	10	11	0	1	0	0	0	W	26-20
10/27	MIAMI	S	5	82	28	0	0	0	0	0	L	10-26
11/2	at Chicago	S	4	29	10	0	0	0	0	0	L	7-20
11/9	MINNESOTA	S	7	82	28	1	0	0	0	0	W	42-28
11/16	at Denver	S	2	14	8	0	0	0	0	0	L	8-37
11/23	CINCINNATI	S	9	139	37t	2	0	0	0	0	L	27-34
11/30	KANSAS CITY	S	5	85	20t	1	0	0	0	0	L	24-28
12/7	at Detroit	S	4	66	33	0	0	0	0	0	W	14-7
12/14	GREEN BAY	S	4	29	18	0	0	0	0	0	L	21-38
12/21	at Pittsburgh	S	2	9	6	0	0	0	0	0	L	24-40
12/28	OAKLAND	S	4	43	18t	1	0	0	0	0	W	21-14

DAVID BOSTON'S RECEIVING BREAKDOWN

	2004						CAREER					
	G	NO	YDS	AVG	LG	TD	G	NO	YDS	AVG	LG	TD
Buffalo	-	-	-	-	-	-	1	1	13	13.0	13	0
Miami	-	-	-	-	-	-	2	6	87	15.0	28	0
New England	-	-	-	-	-	-	1	2	14	7.0	9	0
N.Y. Jets	-	-	-	-	-	-	1	0	0	0.0	0	0
AFC East	-	-	-	-	-	-	5	9	114	12.7	28	0
Baltimore	-	-	-	-	-	-	2	11	184	16.7	56	0
Cincinnati	-	-	-	-	-	-	2	18	323	17.9	51	4
Cleveland	-	-	-	-	-	-	2	7	73	10.4	20	0
Pittsburgh	-	-	-	-	-	-	1	2	9	4.5	6	0
AFC Central	-	-	-	-	-	-	7	38	589	15.5	56	4
Houston	-	-	-	-	-	-	-	-	-	-	-	-
Indianapolis	-	-	-	-	-	-	-	-	-	-	-	-
Jacksonville	-	-	-	-	-	-	2	16	206	12.9	46	2
Tennessee	-	-	-	-	-	-	-	-	-	-	-	-
AFC South	-	-	-	-	-	-	2	16	206	12.9	46	2
Denver	-	-	-	-	-	-	2	10	159	15.9	47	0
Kansas City	-	-	-	-	-	-	3	14	236	16.9	49	2
Oakland	-	-	-	-	-	-	2	10	149	14.9	50	2
San Diego	-	-	-	-	-	-	2	9	178	19.8	37	1
AFC West	-	-	-	-	-	-	9	43	722	16.8	50	5
AFC Total	-	-	-	-	-	-	23	106	1631	15.4	56	11
Dallas	-	-	-	-	-	-	7	32	454	14.2	63	0
N.Y. Giants	-	-	-	-	-	-	7	38	509	13.4	38	4
Philadelphia	-	-	-	-	-	-	6	31	475	15.3	70	3
Washington	-	-	-	-	-	-	7	23	484	21.0	48	1
NFC East	-	-	-	-	-	-	27	124	1922	15.5	70	8
Chicago	-	-	-	-	-	-	2	10	114	14.0	25	0
Detroit	-	-	-	-	-	-	3	13	199	15.3	40	2
Green Bay	-	-	-	-	-	-	3	11	104	9.5	20	0
Minnesota	-	-	-	-	-	-	2	9	116	12.9	28	1
NFC Central	-	-	-	-	-	-	10	43	533	12.4	40	3
Atlanta	-	-	-	-	-	-	2	7	81	11.6	21	0
Carolina	-	-	-	-	-	-	2	10	170	17.0	61	2
New Orleans	-	-	-	-	-	-	1	5	49	9.8	17	0
Tampa Bay	-	-	-	-	-	-	-	-	-	-	-	-
NFC South	-	-	-	-	-	-	5	22	300	13.6	61	2

DAVID BOSTON'S RECEIVING BREAKDOWN

	2004						CAREER					
	G	NO	YDS	AVG	LG	TD	G	NO	YDS	AVG	LG	TD
Arizona	-	-	-	-	-	-	-	-	-	-	-	-
St. Louis	-	-	-	-	-	-	1	1	14	14.0	14	0
San Francisco	-	-	-	-	-	-	3	11	170	15.5	56	1
Seattle	-	-	-	-	-	-	1	4	49	12.3	20	0
NFC West	-	-	-	-	-	-	5	16	233	14.6	56	1
NFC Total	-	-	-	-	-	-	47	205	2988	14.6	70	14
Home	-	-	-	-	-	-	35	160	2430	15.2	70	12
Road	-	-	-	-	-	-	35	151	2189	14.5	61	13
1st Down	-	-	-	-	-	-	-	-	-	-	-	-
2nd Down	-	-	-	-	-	-	-	-	-	-	-	-
3rd Down	-	-	-	-	-	-	-	-	-	-	-	-
4th Down	-	-	-	-	-	-	-	-	-	-	-	-
1st Half	-	-	-	-	-	-	-	-	-	-	-	-
2nd Half	-	-	-	-	-	-	-	-	-	-	-	-
Overtime	-	-	-	-	-	-	-	-	-	-	-	-
Grass	-	-	-	-	-	-	57	260	3890	15.0	70	22
Turf	-	-	-	-	-	-	13	51	729	14.3	51	3
Aug./Sept.	-	-	-	-	-	-	14	59	846	14.3	63	3
October	-	-	-	-	-	-	19	101	1446	14.3	70	6
November	-	-	-	-	-	-	18	76	1165	15.3	52	9
Dec./Jan.	-	-	-	-	-	-	19	75	1162	15.5	61	7
Games 1-8	-	-	-	-	-	-	38	182	2610	14.3	70	10
Games 9-16	-	-	-	-	-	-	32	129	2009	15.6	61	15
Wins	-	-	-	-	-	-	24	107	1564	14.6	63	11
Losses	-	-	-	-	-	-	46	204	3055	15.0	70	14
Ties	-	-	-	-	-	-	-	-	-	-	-	-



David Bowens

Defensive End • 96

Height/Weight.....6-3, 265

Born7/3/77


College.....Western Illinois '99

Acquired.....FA, 2001

Signed Through.....2005

NFL.....Fifth Season

Dolphins.....Fourth Season



P R O C A R E E R

CAREER TRANSACTIONS: Originally entered the league as a fifth-round draft choice (158th overall) of Denver in 1999 . . . Was traded by Denver to Green Bay on February 24, 2000 in exchange for a 2001 seventh-round draft choice . . . Traded by Green Bay to Buffalo on August 7, 2001 in exchange for TE Bobby Collins . . . Was waived by the Bills on September 2, 2001 and claimed by Washington a day later . . . Was released by the Redskins on September 26, 2001 and then signed by the Dolphins on October 22, 2001.

F I N S F A C T

David's father, Frank Williams, competed on the Pro Bowlers Tour in the 1980s. David himself is an avid bowler, and can be found on the alley every Wednesday. He carries a 221 average while having rolled a high of 275. He credits his father with the success that he has achieved in bowling. "He always used to critique me and try to make my game better," David says.

2004 — Became a regular starter for the first time in his NFL career and opened 15 of the 16 games that he played at left defensive end . . . Had the most productive season of his NFL

career as he recorded single-season bests of 52 total tackles, seven sacks, six passes defended and two forced fumbles . . . Sack total ranked second on the squad as did his 25 QB hurries . . . Added six stops on special teams during the course of the season . . . Made first start of NFL career in opener vs. Tennessee (9/11) . . . Recorded a sack in three of the Dolphins' four wins on the year . . . Posted a season-high six tackles in win at San Francisco (11/28) when he also came up with a forced fumble and two passes defended . . . In finale at Baltimore (1/2/05), recorded five tackles, while also forcing the ball loose from Jamal Lewis, which was recovered by Ravens QB Kyle Boller in the end zone for a safety.

2003 – Began the season on the team's Reserve/Non-Football Injury list after sustaining an offseason knee injury . . . Began practicing on November 4 and was activated to the 53-man roster on November 25 . . . Was inactive at Dallas (11/27) before seeing action in a reserve role in each of the final four games of the year . . . Finished with two tackles, a sack and a pass defended . . . Lone sack of the season came in finale vs. N.Y. Jets (12/28) when he tackled Chad Pennington for an eight-yard loss.

2002 – Played in 14 games in a reserve role, was inactive for two contests . . . Recorded 20 tackles (10 solo), 1.5 sacks for 12 yards in losses, nine quarterback hurries and two passes defended . . . Contributed 12 tackles on special teams, which tied for sixth on the squad . . . Was inactive for each of the first two regular season games with a fractured left hand sustained in practice on August 19 . . . Underwent successful surgery on August 20 to stabilize a fracture of the second metacarpal in his left hand . . . The surgery was performed by Dolphins Chief Team Physician Dr. George Caldwell at Holy Cross Hospital in Ft. Lauderdale . . . Posted a season-high four tackles on defense in 26-13 win over New England (10/6), including his only full sack of the year when he tackled QB Tom Brady for a 10-yard loss . . . Notched two special teams stops in consecutive weeks, vs. Baltimore (11/17) and vs. San Diego (11/24).

2001 – Began the season with Washington before the Redskins released him on September 26 . . . With Washington, played in one game and was inactive for another . . . Was claimed off waivers by Washington from the Buffalo Bills on September 3, 2001 . . . Had been obtained by the Bills from the Green Bay Packers on August 7, 2001 in exchange for tight end Bobby Collins . . . Was signed as a free agent by Miami on October 22 . . . Played in eight games, all in a reserve role, with the Dolphins . . . Was inactive for three contests . . . Finished the season with 13 tackles, a sack and two passes defended on defense, while adding seven stops and a forced fumble on special teams . . . Registered one tackle on defense, in addition to three stops and a forced fumble on special teams at Buffalo (11/25) . . . Knocked ball loose from Nate Clements on a kickoff return with 1:05 to play and the score tied at 27 . . . It was recovered by Patrick Surtain and the Dolphins went on to score game-winning touchdown with 48 seconds remaining in a 34-27 victory . . . Was awarded a special teams game ball . . . Recorded two tackles and a pass defended at San Francisco (12/16) . . . Had six tackles, including one sack, at New England (12/22) . . . Added a pass defended in that Patriots contest . . . Played in a reserve role in First Round Playoff game vs. Baltimore (1/13/02), and was credited with one special teams tackle.

2000 – Appeared in 14 contests, all in a reserve role, with the Packers and registered 34 tackles, including 3.5 sacks . . . Was obtained by Green Bay on February 24, 2000, from the Denver Broncos in exchange for a 2001 seventh-round draft choice . . . Sack total ranked fifth on the team . . . Added seven tackles and a fumble recovery on special teams . . . Was inactive for two contests with a sprained right ankle (vs. San Francisco, 10/15; at Miami, 10/29) . . . Collected a season-high five tackles, including a sack of Donovan McNabb, vs. Philadelphia (9/17) . . . Posted three special teams stops at Arizona (9/24) . . . Had four tackles and a sack vs. Minnesota (11/6) . . . Matched a season-high with five tackles at Chicago (12/3) and vs. Detroit (12/10).

1999 – Originally was a fifth-round draft choice of Denver (158th overall) in 1999, with a choice obtained from Dallas in a 1999 trade for tight end Kendell Watkins . . . Played in 16 regular season games with Denver, all in a reserve role . . . Tallied ten total tackles and a sack . . . First NFL sack occurred when he tackled Drew Bledsoe for a one-yard loss at New England (10/24) . . . Had a season-high three tackles at Detroit (12/25) . . . Had two special teams tackles vs. Minnesota (10/31) and vs. Oakland (11/22).

COLLEGE

Began his collegiate career at the University of Michigan, where he played two seasons (1995-96) . . . Finished his career at Western Illinois in 1998 . . . In his lone season at Western Illinois, was a Division I-AA All-America selection as he recorded 134 tackles including 37 for loss, four forced fumbles and two fumble recoveries . . . In 1996, set the Michigan single-season record for sacks with 12 as he garnered second-team All-Big 10 honors . . . Also posted 68 tackles, two forced fumbles and a fumble recovery that year . . . Played one year on the Wolverine basketball team as well . . . Holds degree in accounting.

PERSONAL

Single . . . Has a daughter, Cyan . . . Prepped at St. Mary's High School in Orchard Lake, Michigan . . . Also played tight end and halfback in high school . . . Lettered three times each in basketball and track . . . Was an all-state pick in basketball and the state champion in the long jump as a sophomore (23'0") . . . Father, Frank Williams, competed on the Pro Bowlers Tour during the 1980s . . . Enjoys working with kids, has donated his time to the YMCA and Boys & Girls Club . . . Has taken part in the Miami Dolphins Fishing Tournament benefiting the Cystic Fibrosis Foundation and worked with kids that have Cystic Fibrosis at the Mercury Jr. Anglers Clinic, teaching them how to fish . . . Being a foster child growing up, Bowens helped at an event at "His House", a foster home for abused and neglected children . . . Hobbies include computers, playing video games and basketball, and bowling . . . Was the winner of the Dolphins' 2004 Ed Block Courage Award as well as the 2004 PFWA "Good Guy" Award for the Dolphins chapter . . . Full name is David Walter Bowens, born on July 3, 1977 in Denver, Colorado.

DAVID BOWENS' NFL REGULAR SEASON STATISTICS

YEAR	TEAM	G-S	TACK.	ASST.	TOTAL	FUM. REC.	FOR. FUM.	QB SACK	YDS LOST
1999	Denver	16-0	6	4	10	0	0	1	1.0
2000	Green Bay	14-0	16	18	34	0	0	3.5	32.0
2001	Washington	1-0	0	0	0	0	0	0	0.0
	Miami	8-0	5	8	13	0	1	1	5.0
2002	Miami	14-0	10	10	20	0	0	1.5	12.0
2003	Miami	4-0	2	0	2	0	0	1	8.0
2004	Miami	16-15	29	23	52	0	2	7	55.0
6-YEAR TOTALS		73-15	68	63	131	0	3	15	113.0

DAVID BOWENS' NFL PLAYOFF STATISTICS

YEAR	TEAM	G-S	TACK.	ASST.	TOTAL	FUM. REC.	FOR. FUM.	QB SACK	YDS LOST
------	------	-----	-------	-------	-------	--------------	--------------	------------	-------------

ADDITIONAL STATS

Special Teams Tackles: (Denver) 9 in 1999, 7 in 2000, (Miami) 7 in 2001, 12 in 2002, 6 in 2004 for total of 41 (P-1)


Special Teams Fumble Recoveries: 1 in 2000

Special Teams Forced Fumbles: 1 in 2001

Kickoff Returns: 1 for 12 yards in 2000

DOLPHINS RECORD WITH AN INTERCEPTION

Miami was 3-6 in games in which the team had an interception in 2004. The Dolphins own a 188-70-1 (.728) record since 1980 in regular season games which they have had at least one interception.



Tony Bua

Safety • 22

Height/Weight.....5-11, 218
Born2/11/80
CollegeArkansas '04
AcquiredD5, 2004
Signed Through.....2007
NFLSecond Season
DolphinsSecond Season



PRO CAREER

CAREER TRANSACTIONS: Was a fifth-round draft choice (160th overall) of the Dolphins in 2004, with a choice obtained from Baltimore in a 2004 draft trade-down.

2004 – Played in seven games, all in a reserve role, in his rookie season . . . All of action came on special teams, where he was credited with one tackle . . . Was inactive for six contests . . . Made his NFL debut in opener vs. Tennessee (9/11) . . . Had a devastating block vs. St. Louis (10/24) in which he took out two Rams defenders, helping to spring Wes Welker loose for a 20-yard punt return . . . Was placed on injured reserve on December 17 with a quadriceps injury, and spent the final three games of the season there.

FINS FACT

For as long as he can remember, all Tony wanted to do was to be a professional football player. His father even sold his locksmith and security business in Liberty, Texas so that the family could move to Louisiana for Tony's senior season of high school, giving him a better chance to earn a college scholarship. "This is all I've ever dreamed of; playing football," Tony said. "I don't want to have to get a real job. I just want to play football for as long as I can, and if that means playing on special teams for the next six years, then that's what I'll do."

COLLEGE

Four-year letterman (2000-03) and three-year starter (2001-03) at Arkansas . . . Moved to free safety as a senior after starting a weakside linebacker during his first three seasons . . . Started 39 of 48 games for the Razorbacks, recording 408 tackles (243 solo) with six sacks, six interceptions for 30 yards in returns, 14 pass deflections, five forced fumbles and five fumble recoveries . . . His 408 tackles broke the school's all-time record, surpassing the previous mark of 381 by Ken Hamlin (2000-02) . . . Had 15 or more tackles in 20 contests during his career . . . Member of the 2000 and 2002 SEC Football Academic Honor Roll, in addition to the 2001-02 Lon Farrell Academic Honor Roll . . . Started all 13 games at free safety as a senior as the school's defensive team co-captain . . . Named as a first-team All-Southeastern Conference pick by the league's coaches, earning second-team honors from the Associated Press . . . Ranked second on the team with 126 tackles (75 solo), and added two fumble recoveries, a sack and a forced fumble . . . Also intercepted two passes and deflected seven others . . . Was named as the SEC Defensive Player of the Week on two occasions . . . Played in the Hula Bowl following the season . . . Started 13 of 14 games at weakside linebacker as a junior . . . Named a second-team All-SEC selection by the league's coaches and the Associated Press . . . Started ten games at outside linebacker as a sophomore and was named as a second-team All-SEC choice by the Associated Press . . . Also played in three games for the 2000 Razorback baseball team and was hitless in two at bats, but scored twice and had one run

PERSONAL

batted in . . . Redshirted as a freshman in 1999 . . . Holds B.A. in communications. As a senior, attended John Curtis High School in River Ridge, La. . . Was an all-state pick as a senior, as he intercepted seven passes for a team that was 14-0 and won the state


championship . . . Spent his previous seasons at Liberty (Texas) High School . . . As a running back, he amassed 2,450 career yards on 223 carries and on defense he recorded 195 tackles with 11 interceptions . . . Also lettered in basketball, baseball and track . . . Was an All-State selection in baseball in Texas and Louisiana and was the district's Most Valuable Player . . . Played center field and batted leadoff . . . Hobbies include hunting and fishing . . . Growing up, the Tampa Bay Buccaneers was his favorite sports team and Bo Jackson was his favorite athlete

TONY BUA'S NFL REGULAR SEASON STATISTICS

YEAR	TEAM	G-S	TACK.	ASST.	TOTAL	FUM. REC.	FOR. FUM.	INT.	YDS.	LG	TD
------	------	-----	-------	-------	-------	--------------	--------------	------	------	----	----

ADDITIONAL STATS


Special Teams Tackles: 1 in 2004



Vernon Carey

Tackle • 72

Height/Weight.....6-5, 335
Born7/31/81
CollegeMiami (Fla.) '04
AcquiredD1, 2004
Signed Through.....2008
NFLSecond Season
DolphinsSecond Season



PRO CAREER

CAREER TRANSACTIONS: First-round draft choice of the Dolphins in 2004 (19th overall) . . . Was the third offensive lineman selected, behind only Iowa T Robert Gallery (2nd, Oakland) and Arkansas T Shawn Andrews (16th, Philadelphia).

2004 – Played in 14 games, including two starts, in his rookie season . . . Was inactive for two contests . . . Made initial start of NFL career when he opened at right tackle in place of the injured John St. Clair (ankle) at New England (10/10) . . . Also opened at that spot the following week at Buffalo (10/17).

FINS FACT

Vernon, who grew up in the Liberty City area of Miami and attended the University of Miami, worked for a local beer distributor during his sophomore summer of college, making \$8 an hour. "I typed in codes for different beer vendors," Carey said. "I thought it was pretty good money."

COLLEGE


Four-year letterman (2000-03) who started his final two seasons at Miami . . . Led the Hurricanes in key blocks (knockdowns/pancakes) as both a junior and senior . . . Started 11 games as a senior . . . Moved to left guard in spring drills after starting at right tackle as a junior . . . Named as a third-team All-America choice by the Associated Press and College Football News . . . Earned second-team All-Big East Conference honors from the media . . . Started all 12 games at right offensive tackle as a junior . . . Collected eight touchdown-resulting blocks and 79 key blocks (42 pancakes) . . . Named as a second-team All-Big East Conference choice . . . Played in every game with one start as a sophomore . . . Stepped in at tackle in the season finale at Virginia Tech when left tackle Bryant McKinnie went out with a knee injury . . . Played in eight games as a redshirt freshman . . . Redshirted as a true freshman in 1999 . . . Spent the season as a member of the Hurricanes' scout team . . . Holds B.A. degree in liberal arts.

PERSONAL

Married to LaTavia, his long-time girlfriend whom he wedded on October 5, 2004, the Tuesday prior to the New England Patriots game (10/10), his first NFL start . . . Couple has a son, Vernon, Jr . . . Resides in Miramar . . . Attended Miami Northwestern High School . . . Did not allow a sack during his junior and senior seasons . . . Named as a Parade and USA Today first-team All-America pick as a senior . . . Earned first team Class 6A All-State honors . . . Helped guide Northwestern to the Florida Class 6A State Title . . . Was a high school teammate of Browns wide receiver Antonio Bryant and Bengals linebacker Nate Webster . . . Also lettered in basketball . . . As a child, Vernon lived across the street from the site where Dolphins Stadium now sits, and could see it being built from 1985 through its completion less than two years later . . . Enjoys shooting pool, playing basketball and bowling in spare time . . . Growing up, the Miami Dolphins was his favorite sports team and Reggie White was his favorite athlete . . . Lists "Martin" as favorite television show, Biggie Smalls as favorite recording artist and The

VERNON CAREY'S NFL REGULAR SEASON STATISTICS


GAMES/STARTS: 2004: 14/2



Kevin Carter

Defensive End • 93

Height/Weight.....6-6, 305
Born9/21/73
CollegeFlorida '95
AcquiredFA, 2005
Signed Through.....2009
NFL.....11th Season
DolphinsFirst Season



PRO CAREER

CAREER TRANSACTIONS: Signed a five-year contract with the Dolphins as a free agent on March 7, 2005 after being released by Tennessee on February 22 . . . Originally a first-round draft choice of St. Louis (6th overall) in 1995 . . . Was traded to the Titans on April 4, 2001 in exchange for a 2001 first-round draft choice.

CAREER PRO BOWL SELECTIONS: 2 (1999, 2002).

2004 — Started all 16 games for the Titans . . . Posted 82 tackles, six sacks, a fumble recovery, a forced fumble and two passes defended . . . Opened nine games at left defensive tackle and seven at left end . . . Tackle total marked a career-high and was the most of any Titans lineman in '04 . . . Turned in his top performance of the year in 19-17 overtime loss vs. Chicago (11/14), when he recorded a career-high 12 tackles, equaled a career-best with three sacks and also forced a fumble as the Titans held the Bears to 176 yards of total offense . . . It marked the fourth time in his career he tallied three sacks in a game . . .

FINS FACT

Looking to expand his involvement in community philanthropies even further, Kevin and his wife, Shima, initiated the Kevin Carter Foundation in 2002. The Foundation focuses on character development, unique incentive programs for inner-city youth and assisting a variety of non-profit agencies through charity special events appearances and financial contributions. Through the foundation, Kevin launched the "Sacks for Sickle Cell" program in 2003 in which he donated \$500 for every sack he made to the American Sickle Cell Anemia Association in honor of his mother, Virginia, who passed away from the disease.

CONSECUTIVE GAMES PLAYED: Carter enters the 2005 season having played in 160 straight league games and started 87 in a row . . . Has never missed a game in his ten previous NFL seasons . . . The last time he did not start a game was on December 3, 2000 at Carolina, in his final season with the Rams . . . This streak of 160 is the seventh-longest current streak in the NFL, excluding kickers and punters:

LONGEST CURRENT NFL STREAKS, CONSECUTIVE GAMES PLAYED

(excludes kickers and punters)

PLAYER	POS.	TEAM(S)	NO.
1. Kendall Gammon	TE	Pittsburgh, New Orleans, Kansas City	208
2. Brett Favre	QB	Green Bay	207
3. Will Shields	G	Kansas City	192
4. Brent Alexander	S	Arizona, Carolina, Pittsburgh, Giants	176
Lorenzo Neal	FB	N.O., Jets, T.B., Tenn., Cin., S.D.	176
6. Kevin Mawae	C	Seattle, Jets	173
7. KEVIN CARTER	DE	ST. LOUIS, TENNESSEE	160

CAREER SACK TOTAL: In his 10-year career, Carter has accumulated 86 sacks, including at least 5.5 each year . . . He has registered double-digit sack totals on four occasions, including three straight years (1998-2000) . . . This included a career-high 17 in 1999 as a St. Louis Ram, when he helped the team to a Super Bowl Championship . . .

MOST SACKS AMONG PLAYERS ACTIVE IN THE NFL IN 2004

PLAYER	TEAM(S)	YEARS	NO.
1. Michael Strahan	N.Y. Giants	12	118.0
2. Simeon Rice	Arizona, Tampa Bay	9	105.0
3. KEVIN CARTER	ST. LOUIS, TENNESSEE	10	86.0
4. Jason Taylor	Miami	8	80.5
5. Hugh Douglas	Jets, Philadelphia, Jacksonville	10	80.0
Jason Gildon	Pittsburgh	11	80.0

Carter's career sack total is third among players who were active in the NFL in 2004:

MULTIPLE SACK GAMES: In his career, Carter has notched two or more sacks in a game 14 times . . . This includes a career-high three, which he has achieved four times, most recently on November 14, 2004 against Chicago . . . Broken down by years, these 14 were accomplished as follows: 1 in 1996, 1 in 1997, 2 in 1998, 5 in 1999, 2 in 2000, 1 in 2001, 1 in 2002, 1 in 2004 . . . Carter's teams are 8-6 in games when he has tallied two or more sacks.

2003 – Started all 16 games . . . Led all Titans linemen with 79 tackles . . . Added 5.5 sacks, a forced fumble and a pass defended . . . Played both end and tackle and was instrumental in helping Tennessee to the No. 1-ranked rushing defense in the NFL (80.9 yards per game) . . . Amassed a season-high 10 tackles, a half-sack and a forced fumble at Atlanta (11/23) . . . Started both playoff games and registered seven tackles, a sack and a forced fumble . . . Had two tackles and a sack in First-Round win at Baltimore (1/3/04) as Tennessee held Jamal Lewis to 35 yards rushing.

2002 – Opened all 16 contests . . . Was voted to the second Pro Bowl of his career as he posted 71 tackles and 10 sacks, a figure which tied for fourth in the AFC . . . Added a fumble recovery and a pass defended . . . Recorded 1.5 sacks and a fumble recovery in season-opening win vs. Philadelphia (9/8) . . . Collected a season-high 10 tackles, including 1.5 sacks, vs. Cleveland (9/22) . . . Had a season-best two sacks vs. Jacksonville (10/13) . . . Started both playoff games and produced five tackles and a forced fumble as Tennessee advanced to the AFC Championship game . . . Following the season, was named as a second-team All-Pro by Football Digest.

2001 – Started all 16 games at left defensive end in his first season with the Titans . . . Posted 61 tackles and a pair of sacks . . . Led the team with 34 QB pressures . . . Both sacks came in 27-24 win at Detroit (10/21).

2000 – Started 13 of the 16 games in which he played in his final season with St. Louis . . . Tallied 42 tackles, 10.5 sacks, a fumble recovery, a forced fumble and a pass defended . . . Sack total ranked second on the team and ninth in the NFC . . . Had streak of 87 consecutive starts snapped when he saw action in a reserve role vs. San Francisco (10/29) . . . Recorded a season-high three sacks at Carolina (11/5).

1999 – Started all 16 games . . . Posted 44 tackles and career-high figures of 17 sacks and 59 QB pressures . . . Added a career-best four forced fumbles, a pair of fumble recoveries and two passes defended as he was selected to the first Pro Bowl of his career . . . Became the first Rams defensive lineman to be chosen for the Pro Bowl since Jack Youngblood in 1979 . . . Sack total led the NFL in '99 and was the most by a Ram since Youngblood racked up 18 in 1979 . . . Had five multiple-sack games on the year, including a season-high three at Detroit (11/7), the first of eight straight wins by the Rams . . . Posted 2.5 sacks the following week vs. Carolina (11/14) and a pair of sacks at San Francisco (11/21), giving him 7.5 sacks in November as he was named NFC Defensive Player of the Month . . . In the Panthers game, also recovered a fumble and was named NFC Defensive Player of the Week . . . Posted the 50th sack of his career in win vs. N.Y. Giants (12/19) . . . Started all three playoff games and was credited with six tackles and three sacks . . . Had a sack of Steve McNair in the Rams' Super Bowl XXXIV win over Tennessee . . . Was a consensus All-Pro pick following the season in addition to being named to the All-Madden Team and Phil Simms' All-Iron Team.

1998 – Started all 16 games . . . Recorded 59 tackles, 12 sacks, a forced fumble and a career-high five passes defended . . . Sack total led the team, tied for sixth in the NFC and was the most by a Ram since Kevin Greene garnered 13 in 1990 . . . Earned the Daniel F. Reeves Memorial Award as the Rams' Most Valuable Player as voted upon by coaches and players, becoming the first defensive player to earn this honor since LB Shane Conlan in 1994 . . . Turned in a pair of multiple-sack games on the year, including two at Buffalo (9/20) and a career-high three vs. Carolina (1/22) . . . Had a streak of six straight games with at least a half-sack (games 8-13), the longest such streak of his career . . . Blocked a Chris Boniol 46-yard field goal attempt at Philadelphia (12/3).

1997 – Started all 16 games . . . Amassed 45 tackles, 7.5 sacks, two fumble recoveries, two forced fumbles and two passes defended . . . Also blocked a pair of field goals on special teams . . . Sack total ranked second on the club . . . Posted five sacks over the final six games of the year, including two in finale at Carolina (12/20) . . . Blocked a Jason Elam 43-yard field goal attempt at Denver (9/14) and a 22-yard try by Jeff Jaeger vs. Chicago (12/14).

1996 – Started all 16 games . . . Registered 65 tackles, 9.5 sacks, four forced fumbles, a fumble recovery and two passes defended . . . Sack total led team and tied for 13th in the NFC . . . In season-opening win vs. Cincinnati (9/1), recorded 1.5 sacks, the first time in his career he had more than one sack in a game . . . At Arizona (9/29), recorded two sacks in a game for the first time in his career . . . In win vs. New Orleans (12/21) to close out season, notched a season-high nine tackles, while also causing two fumbles and recovering one more.

1995 – Started all 16 games for St. Louis in his rookie season . . . Posted 50 tackles, six sacks, two forced fumbles and a fumble recovery . . . Won the team's Carroll Rosenbloom Memorial Award as the Rams' Rookie of Year . . . Was an all-rookie selection by several outlets . . . Sack total ranked second on the squad and was second among NFL rookies in '95, trailing only the Jets' Hugh Douglas (10) . . . First career sack came in his NFL debut when he dropped QB Brett Favre for a 10-yard loss at Green Bay (9/3) . . . Also on that day, became the first Rams rookie to start on defense in a season-opener since DT Sean Gilbert in 1992 . . . Tallied first

COLLEGE

career safety when he sacked Boomer Esiason in end zone vs. N.Y. Jets (12/3). Was a four-year letterman at Florida (1991-94) who played in 47 games with 37 starts during his career . . . Opened at left defensive end each of his final three seasons . . . Concluded his career with 203 tackles, 39 stops for loss and 21.5 sacks . . . Was a first-team consensus All-America selection as a senior when he tallied 66 tackles and 11.5 sacks . . . Was a first-team All-SEC choice each of his final two seasons . . . First collegiate start came against Syracuse

PERSONAL

on September 21, 1991 as he became the first true freshman to start along the defensive line for the Gators since 1979 . . . Majored in zoology. Married to Shima with a son, Zion . . . Was a Parade All-America selection as a linebacker his senior year at Lincoln High School in Tallahassee, Fla . . . Lettered in basketball as well . . . Was a member of the school's Crime and Drug Prevention Task Force and was named Student-Athlete of the Year as a senior . . . He and his wife have been extremely active in community endeavors, and in 2002 started the Kevin Carter Foundation . . . Was the winner of the Tennessee Titans' Community Man of the Year Award three straight years (2002-04) . . . During his six years with the Rams (1995-2000), was a United Way African-American Leadership Giver . . . Also was part of a defensive line that raised more than \$100,000 for St. Patrick Center through their Sack Homelessness Program . . . In 1998, started the Kevin Carter Football Endowment at the University of Florida, which provides scholarships at the Gainesville school . . . While at Florida, served as president for the school's chapter of Fellowship of Christian Athletes . . . In 2004, was inducted into the University of Florida Sports Hall of Fame . . . Brother, Bernard Carter, played linebacker at East Carolina University from

KEVIN CARTER'S NFL REGULAR SEASON STATISTICS

YEAR	TEAM	G-S	TACK.	ASST.	TOTAL	FUM. REC.	FOR. FUM.	QB SACK	YDS LOST
1995	St. Louis	16-16	35	15	50	1	2	6	23.0
1996	St. Louis	16-16	41	24	65	1	4	9.5	71.5
1997	St. Louis	16-16	33	12	45	2	2	7.5	62.0
1998	St. Louis	16-16	45	14	59	0	1	12	76.0
1999	St. Louis	16-16	31	13	44	2	4	17	106.0
2000	St. Louis	16-13	32	10	42	1	1	10.5	53.0
2001	Tennessee	16-16	39	22	61	0	0	2	11.0
2002	Tennessee	16-16	42	29	71	1	0	10	59.0
2003	Tennessee	16-16	49	30	79	0	1	5.5	40.5
2004	Tennessee	16-16	40	42	82	1	1	6	39.0

KEVIN CARTER'S NFL PLAYOFF STATISTICS

YEAR	TEAM	G-S	TACK.	ASST.	TOTAL	FUM. REC.	FOR. FUM.	QB SACK	YDS LOST
1999	St. Louis	3-3	4	2	6	0	0	3	18.0
2000	St. Louis	1-1	2	0	2	0	0	0	0.0
2002	Tennessee	2-2	4	1	5	0	1	0	0.0
2003	Tennessee	2-2	6	1	7	0	1	1	5.0

ADDITIONAL STATS

Passes Defensed: (St. Louis) 2 in 1996, 2 in 1997, 5 in 1998, 2 in 1999, 1 in 2000, (Tennessee) 2 in 2001, 1 in 2002, 1 in 2003, 2 in 2004 for total of 18 (P-1)

Safeties: 1 in 1995

Special Teams Tackles: 1 in 1998

Blocked Field Goals: 2 in 1997, 1 in 1998 for total of 3


SINGLE-GAME HIGHS

Most Sacks:

- 3.0 vs. Carolina, 11/22/98
- 3.0 at Detroit, 11/7/99
- 3.0 at Carolina, 12/3/00
- 3.0 vs. Chicago, 11/14/04
- 2.5 vs. Carolina, 11/14/99
- 2.5 at Carolina, 12/5/99
- 2.0 at Arizona, 9/29/96
- 2.0 at Carolina, 12/20/97
- 2.0 at Buffalo, 9/20/98
- 2.0 vs. Baltimore, 9/12/99

2.0 at San Francisco, 11/21/99
 2.0 vs. Washington, 11/20/00
 2.0 at Detroit, 10/21/01
 2.0 vs. Jacksonville, 10/13/02
 10 vs. Miami, 9/9/01
 10 vs. Cleveland, 9/22/02

Most Tackles:



Chris Chambers

Wide Receiver • 84

Height/Weight 5-11, 210
 Born 8/12/78
 College Wisconsin '01
 Acquired D2, 2001
 Signed Through 2009
 NFL Fifth Season
 Dolphins Fifth Season



PRO CAREER

CAREER TRANSACTIONS: Was a second-round draft choice (52nd overall) of the Dolphins in 2001 with a choice obtained from Indianapolis through Dallas in a draft-day trade-up . . . Was the tenth wide receiver taken in the draft . . . Signed a five-year contract extension through the 2009 season on August 5, 2004.

FINS FACT

In addition to being a standout receiver in college, Chris also performed on the Wisconsin basketball team his freshman year (1997-98) where he appeared in seven games upon the conclusion of his first collegiate football season.

2004 — Started all 15 games in which he played . . . Led team in both receiving yards and touchdowns with 898 yards and seven scores . . . Recorded a career-high 69 receptions, second on the team only to Randy McMichael's 73 . . . It marked the fourth straight year in which he led the team in receiving yardage, just the second Dolphin ever to achieve this feat, joining Nat Moore, who did it from 1974-77 . . . Had six receptions of 25 yards or longer, the most on the team . . . Also rushed for 76 yards on nine attempts during the course of the season, including a season-long 24-yard run vs. Arizona (11/7) . . . Led team in receptions seven times and in receiving yards on five occasions during the course of the season . . . Reception total was 15th in the AFC while yardage figure ranked 18th . . . Was inactive vs. N.Y. Jets (10/3) with a knee injury . . .

100-YARD GAMES: Chambers accounted for four 100-yard receiving games on the year, tied for the sixth-highest single-season figure in club history and the most by a Dolphin since Tony Martin had five in 1999 . . . He enters 2005 with 11 100-yard receiving games in his

MOST CAREER 100-YARD RECEIVING GAMES BY A DOLPHIN

PLAYER	YEARS	NUMBER
1. Mark Duper	1982-92	28
2. Mark Clayton	1983-92	22
3. Nat Moore	1974-86	12
4. CHRIS CHAMBERS	2001-04	11
5. Paul Warfield	1970-74	10
Duriel Harris	1976-83, 1985	10
Irving Fryar	1993-95	10

career, fourth on the Dolphins' all-time chart . . .

AMONG DOLPHINS' ALL-TIME LEADING RECEIVERS: After just four seasons,

MIAMI DOLPHINS CAREER RECEIVING LEADERS

RECEPTIONS			RECEIVING YARDS			RECEIVING TOUCHDOWNS		
PLAYER	YRS.	REC.	PLAYER	YRS.	YDS.	PLAYER	YRS.	TDs
M. Clayton	1983-92	550	M. Duper	1982-92	8869	M. Clayton	1983-92	81
N. Duper	1982-92	511	M. Clayton	1983-92	8643	N. Moore	1974-86	74
N. Moore	1974-86	510	N. Moore	1974-86	7547	M. Duper	1982-92	59
O.J. McDuffie	1993-01	415	O.J. McDuffie	1993-01	5074	P. Warfield	1970-74	33
T. Nathan	1979-87	383	D. Harris	1976-83,	4534	O.J. McDuffie	1993-01	29
D. Harris	1976-83,	269		1985		C. CHAMBERS	2001-04	28
	1985		Tony Nathan	1979-87	3592	B. Hardy	1978-89	25
B. Hardy	1978-89	256	C. CHAMBERS	2001-04	3478	H. Twilley	1966-76	23
C. CHAMBERS	2001-04	233	P. Warfield	1970-74	3355	J. Mandich	1970-77	23
J. Jensen	1981-92	229	O. Gadsden	1998-03	3252	O. Gadsden	1998-03	22

Chambers ranks in at least the top eight in each of the Dolphins' three major receiving categories all-time, including a No. 6 ranking in touchdowns . . .

GAME HIGHLIGHTS – VS. ST. LOUIS (OCT. 24): Posted his first 100-yard receiving game of the season with three catches for 128 yards and a touchdown . . . The score came on a 71-yard grab from Jay Fiedler as the Dolphins earned their first victory of the season . . . That catch marked the second-longest of his career . . . Average per reception of 42.7 is the highest of his career in a game where he had three or more catches . . .

AT SEATTLE (NOV. 21): Matched a personal single-game high with nine receptions, totaling 103 yards and a touchdown, marking the first of three straight games in which he would account for a score . . . Along with his seven-catch, 104-yard performance in the Dolphins' previous game (vs. Arizona, 11/7), Chambers became the first Dolphin to register back-to-back 100-yard receiving games since Tony Martin did it in games 4-5 of 1999 with 166 yards on 10 receptions on October 10 at Indianapolis and 119 yards on seven catches the following week at New England, on October 17 . . .

VS. BUFFALO (DEC. 5): Had five catches for 49 yards, including a two-yard TD reception from A.J. Feeley . . . It was the third game in a row in which he had a scoring catch, the third time in Chambers' career that he has had streaks of three straight games with a TD catch, having also achieved the feat in 2001 (games 10-12) and 2003 (games 6-8) . . . Also accounted for the first two-point conversion of his career when he took in a pass from A.J. Feeley . . .

AT BALTIMORE (JAN. 2): Concluded the season with four receptions for 146 yards and a touchdown . . . Yardage figure in the game is the second-highest total of his career . . . Average per catch of 36.5 is the third-highest of his career in games where he had three or more receptions . . . Had a 76-yard TD catch from Sage Rosenfels on the game's first play from scrimmage, the longest reception of his career.

2003 – Started all 16 games in which he played, becoming the first Dolphins wide receiver to do this since Oronde Gadsden in 2000 . . . Finished the season with 64 catches for 963 yards and 11 touchdowns . . . Led the team in all three categories . . . Reception total tied for 14th in the AFC while his yardage figure ranked seventh . . . Tied for fifth in the conference in overall touchdowns and was first in the AFC and third in the NFL in receiving scores . . . Accounted for the most catches by a Dolphin since 1999 when Tony Martin had 67 receptions . . . His yardage total was the most by a Dolphin since Martin had 1,037 yards in '99 and his 11 touchdowns were the most since Mark Clayton hauled in 12 receiving scores in 1991 . . . Of his 64 receptions, eight went for 25 yards or longer, the most on the team . . . Over the course of the season, led the team in receptions nine times and in receiving yards on nine occasions . . . His average per reception of 15.0 tied for the ninth-highest figure among the top 50 receiving yardage leaders in the AFC . . . Also rushed for 30 yards on four attempts on the year . . .

RECEIVING TOUCHDOWNS: Of Chambers' 64 receptions on the year, 11 went for touchdowns . . . This total led the AFC and was third in the NFL, trailing only Minnesota's Randy Moss (17) and St. Louis' Tory Holt (12) . . . That total marked the most by a Dolphin since Mark Clayton hauled in 12 receiving scores in 1991 and it was the fifth-highest single-season total in franchise history . . . In addition, Chambers' one touchdown catch for every

HIGHEST TOUCHDOWN TO RECEPTION RATIOS IN THE NFL IN 2003

PLAYER	TEAM	TD REC.	TOTAL REC.	TDS/REC.
1. Javon Walker	Green Bay	9	41	4.6
2. CHRIS CHAMBERS	MIAMI	11	64	5.8
3. Randy Moss	Minnesota	17	111	6.5
4. Justin McCareins	Tennessee	7	47	6.7

5.8 receptions was the highest of the top 50 receivers in the AFC and second among the top 50 receivers in both conferences:

GAME HIGHLIGHTS – VS. HOUSTON (SEPT. 7): Led the Dolphins in receptions and receiving yards with seven catches for 118 yards and two touchdowns . . . Also had one rush for 12 yards . . . His touchdowns came on receptions of 57 and 21 yards, both from Jay Fiedler . . .

VS. BUFFALO (SEPT. 21): Led the team in receptions with five catches for 51 yards and one touchdown, which came on a 12-yard TD pass from Jay Fiedler . . . It was his third touchdown catch of the season, which equaled his total for all of 2002 . . .

VS. NEW ENGLAND (OCT. 19): Had three catches for 30 yards and one touchdown, which came on a six-yard pass from Jay Fiedler, marking his first of three straight games with a touchdown reception . . .

AT SAN DIEGO (OCT. 27): In Monday night game against the Chargers in Tempe, Ariz., led the Dolphins in reception yardage with 79 yards on four catches, including one touchdown, which came on a five-yard pass from Brian Griese, marking Griese's first ever pass attempt as a Dolphin . . .

VS. INDIANAPOLIS (NOV. 2): Registered three catches for 56 yards and one touchdown, which came on a 28-yard TD pass from Brian Griese . . . It was the third straight game in which he had a touchdown reception, tied for the longest such streak of his career . . . He also had a TD reception in games 10-12 of 2001, during which time he totaled five scoring catches . . .

AT DALLAS (NOV. 27): In Thanksgiving Day game against Cowboys, led the Dolphins in both receptions and receiving yardage with five catches for 96 yards and three touchdowns . . . His three TD receptions came on scoring passes of 39, 6 and 35 yards from Jay Fiedler . . . It was his second game of the season with two or more touchdown catches and the fifth of his career with multiple touchdown catches . . . His three touchdown catches represented a personal single-game career high . . . It also is tied for the third-highest single-game touchdown reception total in Dolphin history, and was the most since Lamar Thomas had three scores on December 21, 1998 against Denver . . . For his performance in the game, Chambers, along with QB Jay Fiedler, shared the Phil Simms Ironman of the Game Award . . .

VS. N.Y. JETS (DEC. 28): In season finale, led the Dolphins in receptions and receiving yardage with career-high figures of nine catches for 153 yards and one touchdown, which occurred on a 20-yard scoring pass from Jay Fiedler . . . His nine catches surpassed his former high of seven, which he had accomplished three times previously . . . His 153 yards in receptions surpassed his previous best in that category of 138 yards, which he achieved on December 15, 2002 vs. Oakland . . . His yardage total was the most by a Dolphin since October 10, 1999 when Tony Martin had 166 yards at Indianapolis.

2002 – Started all 15 games in which he played . . . Was inactive for one game . . . Led team with 52 receptions for 734 yards . . . Also scored three touchdowns . . . Totaled 78 rushing yards on six carries, including a long run of 45 yards . . . Had seven catches of 25 yards or longer, second-most on the team, trailing only James McKnight (9) . . . Led team in receptions five times and in receiving yards on five occasions as well . . . Was inactive for game vs. Buffalo (10/20) while recovering from a concussion sustained the previous week at Denver (10/13) . . . Rushing total on the year was the fourth-highest single-season total by a Dolphins wide receiver, trailing only the 115 yards by Paul Warfield in 1971 (nine atts.), the 89 yards by Nat Moore in 1977 (14 atts.) and the 87 yards by Freddie Solomon in 1975 (four atts.) . . .

GAME HIGHLIGHTS – AT KANSAS CITY (SEPT. 29): Hauled in six passes for 102 yards, the fourth 100-yard receiving game of his career . . . Had a long catch of 38 yards, his third-longest reception of the season . . . Six catches marked the second-most receptions of his career at the time . . .

VS. NEW ENGLAND (OCT. 6): Had six receptions for 62 yards, including a seven-yard scoring catch from Jay Fiedler which gave the Dolphins a 14-0 lead in their 26-13 win over the defending Super Bowl champion Patriots . . .

VS. OAKLAND (DEC. 15): Turned in his second 100-yard receiving game of the season and the fifth of his career with seven catches for 138 yards, including a long catch of 40 yards, his

second-longest reception of the season . . . Reception total tied a career-high at the time that he first set on December 22, 2001 at New England, while his yardage total represented a career-best at the time, surpassing his previous high of 124 yards achieved in that same Patriots game from 2001 . . . Of his yardage total on the day, 117 came in the first half as he became the first Dolphin to have 100 yards receiving in a half since he had 108 yards in the second half at New England on December 22, 2001 . . .

AT NEW ENGLAND (DEC. 29): Did not catch a pass, but rushed three times for 59 yards, including a long run of 45 yards . . . 59 yards rushing tied for the highest single-game rushing total by a wide receiver in team history, along with the 59 yards (1 att.) by Freddie Solomon on December 5, 1976 against Buffalo . . . Chambers' 45-yard run is the third-longest ever by a Dolphins wide receiver, trailing only the 59-yard TD run by Solomon in that Bills game and a 48-yard run by Frank Jackson on November 26, 1967 against Buffalo.

2001 – Turned in one of the most productive seasons of any rookie wide receiver in club history . . . Started seven of the 16 games in which he played . . . Finished with 48 receptions for 883 yards and seven touchdowns . . . Yardage and touchdown totals both led the team, as did his 18.4-yard average per reception . . . Reception figure ranked third . . . Was 18th in the AFC in receiving yards, while his average per catch was first among the top 20 receivers in both the AFC and NFC . . . Led the team in receptions once and in receiving yardage on three occasions . . . Topped the 100-yard receiving mark three times . . . Also returned 36 kickoffs for a 22.5-yard average with a long of 47 . . . Was inactive for First Round Playoff game vs. Baltimore (1/13/02) with a sprained right ankle sustained in finale vs. Buffalo (1/6/02) . . .

AMONG ROOKIE RECEIVERS: In 2001, Chambers established the Dolphins' rookie single-season record for most receiving yards, snapping the previous mark of 874 set by RB Terry Kirby

MIAMI DOLPHINS ROOKIE RECEIVING LEADERS

RECEIVING YARDS			RECEPTIONS			RECEIVING TOUCHDOWNS		
PLAYER	YEAR	YDs.	PLAYER	YEAR	REC.	PLAYER	YEAR	TDs
C. CHAMBERS	2001	883	T. Kirby (RB)	1993	75	C. CHAMBERS	2001	7
T. Kirby (RB)	1993	874	J. Clancy	1967	67	A. Brown	1989	5
J. Clancy	1967	868	C. CHAMBERS	2001	48	R. McMichael (TE)	2002	4
N. Moore	1974	605	T. Stradford (RB)	1987	48	J. Harper (RB)	1967	3
F. Edmunds (TE)	1988	575	J. Kiick (RB)	1968	44	J. Cefalo	1978	3
						F. Edmunds (TE)	1988	3
						T. Kirby (RB)	1993	3

in 1993 . . . He also established the rookie mark for receiving touchdowns, as he broke the record first set by Andre Brown, who had five scores in 1989 . . . His reception total tied for the third-most

NFL ROOKIE RECEIVING LEADERS IN 2001

RECEIVING YARDS			RECEPTIONS			RECEIVING TOUCHDOWNS		
PLAYER	TEAM	YDs.	PLAYER	TEAM	REC.	PLAYER	TEAM	TDs
C. CHAMBERS	MIA.	883	L. Tomlinson (RB)	S.D.	59	C. CHAMBERS	MIA.	7
R. Gardner	Wash.	741	C. CHAMBERS	MIA.	48	R. Gardner	Wash.	4
K. Robinson	Sea.	536	R. Gardner	Wash.	46	D. Terrell	Chi.	4

ever by a Dolphins rookie in a season, and was second among wide receivers . . . On the season, Chambers topped all NFL rookies in both receiving yardage and touchdowns, and was second in receptions . . . In 2001, Chambers had the most productive season of any rookie wide receiver in the NFL . . . With 48 receptions for 883 yards and seven touchdowns, he led all rookie wide receivers in each of these three categories . . . Chambers' performance is particularly impressive when

TOP TEN WIDE RECEIVERS SELECTED IN THE 2001 DRAFT

PLAYER	TEAM	ROUND OVERALL		REC.	YDS.	AVG.	LG	TD
		DRAFTED	PICK					
David Terrell	Chicago	1	8	34	415	12.2	62	4
Koren Robinson	Seattle	1	9	39	536	13.7	42	1
Rod Gardner	Washington	1	15	46	741	16.1	85t	4
Santana Moss	N.Y. Jets	1	16	2	40	20.0	33	0
Freddie Mitchell	Philadelphia	1	25	21	283	13.5	29	1
Reggie Wayne	Indianapolis	1	30	27	345	12.8	43	0
Quincy Morgan	Cleveland	2	33	30	432	14.4	78	2
Chad Johnson	Cincinnati	2	36	28	329	11.8	28	1
Robert Ferguson	Green Bay	2	41	0	0	0.0	0	0
CHRIS CHAMBERS	MIAMI	2	52	48	883	18.4	74t	7

you consider the fact that nine wide receivers were selected before him, as he was not taken

2001 NFL LEADERS IN RECEPTIONS OF 25 YARDS OR LONGER

PLAYER	TEAM	GAMES PLAYED	NUMBER
1. Terrell Owens	San Francisco	16	18
2. David Boston	Arizona	16	15
Marvin Harrison	Indianapolis	16	15
4. CHRIS CHAMBERS*	MIAMI	16	14
Derrick Mason	Tennessee	16	14

until the second round, the 52nd pick overall . . . The following is a look at the rookie seasons of the top ten wide receivers taken in the 2001 draft:

LONGEST RECEPTIONS BY A DOLPHINS ROOKIE

PLAYER	POS.	LENGTH	QUARTERBACK	DATE	OPPONENT
1. Ferrell Edmunds	TE	80t	Dan Marino	11/27/88	at N.Y. Jets
2. CHRIS CHAMBERS	WR	74t	JAY FIEDLER	11/11/01	AT INDIANAPOLIS
Stanley Pritchett	FB	74t	Dan Marino	9/15/96	vs. N.Y. Jets

LONG RECEPTIONS: Chambers had 14 receptions of 25 yards or longer in 2001, tied for the fourth-highest total in the NFL . . .

His 74-yard touchdown catch from Jay Fiedler on November 11 at Indianapolis is tied for the second-longest ever by a Dolphins rookie and is the longest by a rookie wide receiver:

AVERAGE PER RECEPTION: Chambers' average per reception in 2001 of 18.4 was first among the top 20 receivers in both the AFC and NFC . . . In addition, it was the highest by a

HIGHEST AVERAGE PER CATCH BY A DOLPHINS ROOKIE

PLAYER	POSITION	YEAR	AVG.
1. CHRIS CHAMBERS	WIDE RECEIVER	2001	18.4
2. Ferrell Edmunds	Tight End	1988	17.4
3. Andre Brown	Wide Receiver	1989	17.1
4. Nat Moore	Wide Receiver	1974	16.4

Dolphin (minimum of 24 receptions) since Mark Duper put together a 19.6-yard norm (67-1,313) in 1986 and Mark Clayton accounted for a 19.2-yard average that same year (60-1,150) . . . Chambers' average per catch of 18.4 also marked a new Dolphins rookie record, surpassing the previous mark of 17.4, first set by TE Ferrell Edmunds in 1988:

Chambers also owns two of the three highest single-game average per reception figures by a

HIGHEST SINGLE-GAME AVERAGE PER RECEPTION BY A DOLPHINS ROOKIE

PLAYER	DATE	OPPONENT	REC.	YDS.	AVG.
1. CHRIS CHAMBERS	11/11/01	AT INDIANAPOLIS	3	113	37.7
2. Mel Baker	12/15/74	vs. New England	4	121	30.3
3. CHRIS CHAMBERS	10/28/01	AT SEATTLE	3	76	25.3
4. Duriel Harris	11/12/76	vs. Baltimore	5	116	23.2
5. Andre Brown	10/29/89	at Buffalo	5	105	21.0

Dolphins rookie (minimum 3 receptions) . . . He put together a rookie-record 37.7-yard average (3-113) on November 11 at Indianapolis, breaking the old mark of 30.3, first set by Mel Baker (4-121) on December 15, 1974 against New England . . . His 25.3-yard average (3-76) on October 28 at Seattle is the third-highest figure:

100-YARD RECEIVING GAMES: Chambers had three 100-yard receiving games on the year, tied with Jack Clancy (1967) for the most ever by a Dolphins rookie . . . His first came on November 11 at Indianapolis when he had three catches for 113 yards and two touchdowns, representing the first 100-yard receiving game by a Dolphins rookie since December 19, 1993, when running back Terry Kirby had nine catches for 148 yards and a TD against Buffalo . . .

MOST 100-YARD RECEIVING GAMES BY A DOLPHINS ROOKIE

PLAYER	POSITION	YEAR	NO.
1. CHRIS CHAMBERS	WIDE RECEIVER	2001	3
Jack Clancy	Wide Receiver	1967	3
3. Terry Kirby	Running Back	1993	2
4. Four different players			1

It was the first by a rookie wide receiver since Andre Brown amassed 106 yards and a TD on five receptions on October 29, 1989 at Buffalo . . . He also had five catches for 101 yards and two touchdowns on November 25 at Buffalo, and seven catches for 124 yards on December 22 at New England . . .

ROOKIE OF THE MONTH: Chambers was named the NFL Offensive Rookie of the Month for November . . . In four games that month, caught 14 passes for 293 yards and four touchdowns . . . Amassed more than 100 yards receiving in two of those four games . . . Became the third Dolphins rookie to win such an honor, joining LB Zach Thomas (October, 1996) and T Todd Wade (October, 2000) . . .

POSTSEASON HONORS: Was a consensus all-rookie selection . . . Was named the NFL Offensive Rookie of the Year by both Football News and Football Digest . . . In a vote of South Florida media and fans, was named the Dolphins Newcomer of the Year for 2001, the first rookie to earn this honor since Jason Taylor in 1997 . . .

GAME HIGHLIGHTS – AT TENNESSEE (SEPT. 9): Made NFL debut in a starting role as the Dolphins opened with three wide receivers . . . Caught two passes for 52 yards . . . First NFL reception was a 36-yard grab from Jay Fiedler in the first quarter . . . He became just the fourth rookie wide receiver to start on opening day, joining John Roderick (1966), Karl Noonan (1966) and Otto Stowe (1971) . . .

AT INDIANAPOLIS (NOV. 11): Had three receptions for 113 yards and two touchdowns, marking the first 100-yard receiving game of his career . . . Was awarded an offensive game ball . . . It was the eighth-highest single-game yardage total by a Dolphins rookie . . . 37.7-yard average per reception in that game is the highest ever by a Dolphins rookie in a game (min. 3 receptions) and the second-best figure of his career (minimum of 3 receptions) . . . It was the first 100-yard receiving game by a Dolphins rookie since RB Terry Kirby had nine catches for 148 yards and a TD on December 19, 1993 against Buffalo . . . It was the first by a Dolphins rookie wide receiver since October 29, 1989 when Andre Brown had five catches for 106 yards and a TD at Buffalo . . . Had scoring catches of 74 and 29 yards . . . 74-yarder occurred with 3:04 to play in the first half and it marked the longest by a Dolphins rookie since FB Stanley Pritchett hauled in a 74-yard scoring catch from Dan Marino on September 15, 1996 against the N.Y. Jets . . . The 74-yard TD catches are tied for second for the longest receptions by a Dolphins rookie, trailing only the 80-yarder by TE Ferrell Edmunds from Marino on November 27, 1988 at the N.Y. Jets, while Chambers' is the longest by a rookie wide receiver . . . His 29-yarder came with 7:44 to play in the contest and provided the winning points in Miami's 27-24 victory . . . He became just the second Dolphins rookie ever to have two TD catches in a game, joining Mel Baker, who had scoring catches of 37 and 46 yards from Earl Morrall on December

15, 1974 against New England . . . Along with Travis Minor's 56-yard TD run, it marked the first time that a rushing touchdown and a receiving touchdown had been scored by Dolphins rookies in the same game since September 13, 1999 at Denver, when J.J. Johnson had a one-yard TD run and Rob Konrad had a 12-yard TD reception from Dan Marino . . . It was the first time that a rookie running back and wide receiver had touchdowns in the same game since October 24, 1993 against Indianapolis, when WR O.J. McDuffie had a 71-yard punt return for a TD and RB Terry Kirby had a 44-yard scoring reception from Scott Mitchell and a 14-yard TD run . . . It was the first time that a rookie wide receiver had a TD reception and a rookie running back had a TD run in the same game since November 19, 1989 at Dallas, when RB Sammie Smith had a one-yard scoring run and WR Andre Brown had a 48-yard TD catch from Marino . . .

AT BUFFALO (NOV. 25): Had five catches for 101 yards, and spearheaded a fourth-quarter comeback in which the Dolphins responded from an 11-point deficit with a pair of touchdown catches in the final period . . . First scoring catch was from 22 yards out and came with 4:07 to play in the game and closed the Bills' lead to three points at 27-24 . . . Hauled in a 32-yard scoring strike with 48 seconds remaining, lifting the Dolphins to the 34-27 victory . . . It represented his second 100-yard receiving game of the year and was the second time that he accounted for a pair of touchdowns . . . Along with Oronde Gadsden's 116 receiving yards, it was the first time that two Dolphins had 100 yards receiving in the same game since December 5, 1999 against Indianapolis when Gadsden (103 yards) and Tony Martin (109 yards) accomplished the feat . . . It was only the third time that a Dolphins rookie was involved in a dual 100-yard receiving game, as he joined TE Ferrell Edmunds (117 yards along with 116 by Mark Clayton on 11/27/88 at N.Y. Jets) and WR Andre Brown (105 yards along with 122 by Clayton on 10/29/89 at Buffalo) . . .

VS. DENVER (DEC. 2): Caught three passes for 35 yards, including an 11-yard TD catch from Jay Fiedler, his fifth TD reception of the year, tying him with Andre Brown (1989) for the Dolphins rookie record for most touchdown catches . . .

VS. INDIANAPOLIS (DEC. 10): In Monday night game, hauled in three passes for 36 yards, two of which went for touchdowns, marking his third multiple-touchdown game of the year . . . First TD catch was a two-yarder, 4:19 into the second quarter as he established the club's single-season record for touchdown catches by a rookie . . . Also caught a 32-yard

DOLPHINS SINGLE-GAME ROOKIE RECEIVING BESTS

RECEPTIONS

PLAYER	OPP., DATE	NO.
1. Rob Konrad	@Wash., 1/2/00	10
2. Terry Kirby	vs. Buff., 12/19/93	9
3. Jack Clancy	at Oak., 11/19/67	8
Jack Clancy	vs. S.D., 12/10/67	8
Troy Stradford	vs. Pitt., 11/1/87	8
Terry Kirby	vs. Giants, 12/5/93	8
7. CHRIS CHAMBERS	AT N.E., 12/22/01	7

RECEIVING YARDS

PLAYER	OPP., DATE	YDS.
1. Terry Kirby	vs. Buff., 12/19/93	148
2. Jack Clancy	at Hou., 12/3/67	126
3. CHRIS CHAMBERS	AT N.E., 12/22/01	124
4. Mel Baker	vs. N.E., 12/15/74	121
5. Ferrell Edmunds	at Jets, 11/27/88	117
6. Duriel Harris	vs. Balt., 11/22/76	116
7. Jack Clancy	at Oak., 11/19/67	114

COLLEGE

scoring pass in the fourth quarter . . .

AT NEW ENGLAND (DEC. 22): Led the Dolphins with seven receptions for 124 yards, his third 100-yard receiving game of the year . . . Seven catches are tied for the seventh-highest single-game total by a Dolphins rookie, while his yardage figure is the third-highest total: Four-year letterman (1997-00) for the Badgers . . . Played in 43 games in his career, starting each of the final 33 . . . Finished with 127 receptions for 2,004 yards and 16 touchdowns . . .

Also rushed for 17 yards on two carries, returned one kickoff for 15 yards and fielded five punts for two yards . . . Currently ranks third on the school's all-time list for receptions and yardage . . . Part of Badger teams that won the Rose Bowl following the 1998 and 1999 seasons . . . Despite playing in only nine games as a senior because of a stress fracture in his right foot, put together the most productive season of his career with 52 receptions for 813 yards and five touchdowns . . . Was a second-team All-Big 10 Conference choice . . . Had the best game of his career when he hauled in 11 passes for 191 yards against Iowa . . . That came one week after he had 11 receptions for 173 yards and a touchdown against Purdue . . . Missed two games as a junior with a broken finger, but still led the team in receiving with 41 catches for

PERSONAL

578 yards and four scores, and was an honorable mention All-Big 10 pick . . . Also topped the team in receiving his sophomore season when he totaled 28 catches for 563 yards and seven touchdowns, including an 80-yard grab against Michigan . . . Was a backup guard on the Badger basketball team during his freshman year of 1997-98 . . . Majored in sociology and law. Earned All-America accolades and was a two-time all-state performer at Bedford (Ohio) High School, the same school that produced fellow Wisconsin wide receiver Lee Evans, now with the Buffalo Bills . . . Totaled 75 receptions and 24 touchdowns in his prep career . . . Also lettered in basketball and track . . . As a senior, was a third-team all-state selection in basketball . . . In track, was the state champion in the 400-meters as a senior with a time of 47.1 . . . Has assisted in building houses for Habitat for Humanity . . . Recently started his own foundation which helps kids both athletically and from an education standpoint . . . It is called "CATCH-84" (Children Achieving Through Community Help) . . . Recently started his own web site, located at www.chrischambers84.com . . . Also had a weekly radio show during the 2003

CHRIS CHAMBERS' NFL REGULAR SEASON STATISTICS

YEAR	TEAM	G-S	NO.	RECEIVING				RUSHING			
				YDS.	AVG.	LG	TD	ATT.	YDS.	LG	TD
2001	Miami	16-7	48	883	18.4	74t	7	1	-11	-11	0
2002	Miami	15-15	52	734	14.1	59t	3	6	78	45	0
2003	Miami	16-16	64	963	15.0	57t	11	4	30	12	0
2004	Miami	15-15	69	898	13.0	76t	7	9	76	24	0
4-YEAR TOTALS		62-53	233	3478	14.9	76t	28	20	173	45	0

CHRIS CHAMBERS' NFL PLAYOFF STATISTICS

YEAR	TEAM	G-S	NO.	RECEIVING				RUSHING			
				YDS.	AVG.	LG	TD	ATT.	YDS.	LG	TD

ADDITIONAL STATS

Two-Point Conversions: 1 in 2004

Kickoff Returns: 36 for 811 yards, 22.5 avg., long 47 in 2001

Miscellaneous Tackles: 8 in 2001, 2 in 2002, 3 in 2004 for total of 13

SINGLE-GAME HIGHS

Most Receptions:	9	vs. N.Y. Jets, 12/28/03
	9	at Seattle, 11/21/04
	7	at New England, 12/22/01
	7	vs. Oakland, 12/15/02
	7	vs. Houston, 9/7/03
	7	vs. Arizona, 11/7/04
Most Receiving Yards:	153	vs. N.Y. Jets, 12/28/03
	146	at Baltimore, 1/2/05
	138	vs. Oakland, 12/15/02
	128	vs. St. Louis, 10/24/05
	124	at New England, 12/22/01
Longest Receptions:	76t	at Baltimore, 1/2/05
	74t	at Indianapolis, 11/11/01
	71t	vs. St. Louis, 10/24/04
	59t	at Minnesota, 12/21/02
	57t	vs. Houston, 9/7/03
Most TD Receptions:	3	at Dallas, 11/27/03
	2	at Indianapolis, 11/11/01
	2	at Buffalo, 11/25/01
	2	vs. Indianapolis, 12/10/01

	2	vs. Houston, 9/7/03
Most Kickoff Returns:	5	at Seattle, 10/28/01
	5	at Indianapolis, 11/11/01
	4	at San Francisco, 12/16/01
Most Kickoff Return Yards:	127	at Indianapolis, 11/11/01
	109	at Seattle, 10/28/01
	87	at San Francisco, 12/16/01
Long Kickoff Returns:	47	at St. Louis, 9/30/01
	47	at Seattle, 10/28/01

100-YARD RECEIVING GAMES (11)					
DATE	OPPONENT	NO.	YDS.	LG	TD
11/11/01	at Indianapolis	3	113	74t	2
11/25/01	at Buffalo	5	101	32t	2
12/22/01	at New England	7	124	44	0
9/29/02	at Kansas City	6	102	38	0
12/15/02	Oakland	7	138	40	0
9/7/03	Houston	7	118	57t	2
12/28/03	N.Y. Jets	9	153	24	1
10/24/04	St. Louis	3	128	71t	1
11/7/04	Arizona	7	104	30	0
11/21/04	at Seattle	9	103	28	1

2001 GAME-BY-GAME STATISTICS											
DATE	OPPONENT	P/S	RECEIVING				RUSHING				W/L SCORE
			NO.	YDS.	LG	TD	ATT.	YDS.	LG	TD	
9/9	at Tennessee	S	2	52	36	0	0	0	0	0	W 31-23
9/23	OAKLAND	P	2	36	27	0	0	0	0	0	W 18-15
9/30	at St. Louis	P	4	59	33	0	0	0	0	0	L 10-42
10/7	NEW ENGLAND	P	0	0	0	0	0	0	0	0	W 30-10
10/14	at N.Y. Jets	P	3	53	28	0	0	0	0	0	L 17-21
10/28	at Seattle	P	3	76	43	0	1	-11	-11	0	W 24-20
11/4	CAROLINA	P	4	54	28	0	0	0	0	0	W 23-6
11/11	at Indianapolis	S	3	113	74t	2	0	0	0	0	W 27-24
11/18	N.Y. JETS	P	2	25	13	0	0	0	0	0	L 0-24
11/25	at Buffalo	P	5	101	32t	2	0	0	0	0	W 34-27
12/2	DENVER	S	3	35	14	1	0	0	0	0	W 21-10
12/10	INDIANAPOLIS	P	3	36	32t	2	0	0	0	0	W 41-6
12/16	at San Francisco	S	2	27	18	0	0	0	0	0	L 0-21
12/22	at New England	S	7	124	44	0	0	0	0	0	L 13-20
12/30	ATLANTA	S	2	44	35	0	0	0	0	0	W 21-14
1/6/02	BUFFALO	S	3	48	36	0	0	0	0	0	W 34-7
1/13/02	BALTIMORE#		INACTIVE								L 3-20
2001 TOTALS		16-7	48	883	74t	7	1	-11	-11	0	11-5
PLAYOFF TOTALS			INACTIVE								0-1

2002 GAME-BY-GAME STATISTICS											
DATE	OPPONENT	P/S	RECEIVING				RUSHING				W/L SCORE
			NO.	YDS.	LG	TD	ATT.	YDS.	LG	TD	
9/8	DETROIT	S	3	36	20	1	0	0	0	0	W 49-21
9/15	at Indianapolis	S	4	57	26	0	0	0	0	0	W 21-13
9/22	N.Y. JETS	S	4	33	17	0	1	6	6	0	W 30-3
9/29	at Kansas City	S	6	102	38	0	0	0	0	0	L 30-48
10/6	NEW ENGLAND	S	6	62	17	1	0	0	0	0	W 26-13
10/13	at Denver	S	0	0	0	0	0	0	0	0	W 24-22
10/20	BUFFALO		INACTIVE								L 10-23
11/4	at Green Bay	S	5	55	13	0	0	0	0	0	L 10-24
11/10	at N.Y. Jets	S	3	48	21	0	0	0	0	0	L 10-13

11/17 BALTIMORE S 4 50 18 0 1 0 0 0 W 26-7

2002 GAME-BY-GAME STATISTICS

DATE	OPPONENT	P/S	RECEIVING				RUSHING				W/L	SCORE
			NO.	YDS.	LG	TD	ATT.	YDS.	LG	TD		
11/24	SAN DIEGO	S	4	34	11	0	1	13	13	0	W	30-3
12/1	at Buffalo	S	2	17	14	0	0	0	0	0	L	21-38
12/9	CHICAGO	S	2	34	26	0	0	0	0	0	W	27-9
12/15	OAKLAND	S	7	138	40	0	0	0	0	0	W	23-17
12/21	at Minnesota	S	2	68	59t	1	0	0	0	0	L	17-20
12/29	at New England	S	0	0	0	0	3	59	45	0	L	24-27
2002 TOTALS		15-15	52	734	59t	3	6	78	45	0	9-7	

2003 GAME-BY-GAME STATISTICS


DATE	OPPONENT	P/S	RECEIVING				RUSHING				W/L	SCORE
			NO.	YDS.	LG	TD	ATT.	YDS.	LG	TD		
9/7	HOUSTON	S	7	118	57t	2	1	12	12	0	L	20-21
9/14	at N.Y. Jets	S	4	91	39	0	0	0	0	0	W	21-10
9/21	BUFFALO	S	5	51	12t	1	0	0	0	0	W	17-7
10/5	at N.Y. Giants	S	3	19	9	0	0	0	0	0	W	23-10
10/12	at Jacksonville	S	2	17	9	0	0	0	0	0	W	24-10
10/19	NEW ENGLAND	S	3	30	13	1	0	0	0	0	L	13-19
10/27	at San Diego	S	4	79	49	1	1	7	7	0	W	26-10
11/2	INDIANAPOLIS	S	3	56	28t	1	0	0	0	0	L	17-23
11/9	at Tennessee	S	2	30	19	0	0	0	0	0	L	7-31
11/16	BALTIMORE	S	4	34	16	0	0	0	0	0	W	9-6
11/23	WASHINGTON	S	3	48	31	0	1	9	9	0	W	24-23
11/27	at Dallas	S	5	96	39t	3	0	0	0	0	W	40-21
12/7	at New England	S	4	32	17	0	0	0	0	0	L	0-12
12/15	PHILADELPHIA	S	5	86	38	0	0	0	0	0	L	27-34
12/21	at Buffalo	S	1	23	23t	1	0	0	0	0	W	20-3
12/28	N.Y. JETS	S	9	153	24	1	1	2	2	0	W	23-21
2003 TOTALS		16-16	64	963	57t	11	4	30	12	0	10-6	

2004 GAME-BY-GAME STATISTICS

DATE	OPPONENT	P/S	RECEIVING				RUSHING				W/L	SCORE
			NO.	YDS.	LG	TD	ATT.	YDS.	LG	TD		
9/11	TENNESSEE	S	6	35	10	0	1	6	6	0	L	7-17
9/19	at Cincinnati	S	5	69	20	1	0	0	0	0	L	13-16
9/26	PITTSBURGH	S	2	15	9	0					L	3-13
10/3	NEW YORK JETS		INACTIVE								L	9-17
10/10	at New England	S	6	37	10t	1	1	-3	-3	0	L	10-24
10/17	at Buffalo	S	3	23	11	0	1	3	3	0	L	13-20
10/24	ST. LOUIS	S	3	128	71t	1	1	15	15	0	W	31-14
11/1	at New York Jets	S	3	29	13	0	0	0	0	0	L	14-41
11/7	ARIZONA	S	7	104	30	0	1	24	24	0	L	23-24
11/21	at Seattle	S	9	103	28	1	0	0	0	0	L	17-24
11/28	at San Francisco	S	5	64	25t	1	1	7	7	0	W	24-17
12/5	BUFFALO	S	5	49	18	1	0	0	0	0	L	32-42
12/12	at Denver	S	5	47	14	0	1	8	8	0	L	17-20
12/20	NEW ENGLAND	S	3	24	11	0	1	0	0	0	W	29-28
12/26	CLEVELAND	S	3	25	10	0	1	16	16	0	W	10-7
1/2	at Baltimore	S	4	146	76t	1	0	0	0	0	L	23-30
2004 TOTALS		15-15	69	898	76t	7	9	76	24	0	4-12	

CHRIS CHAMBERS' RECEIVING BREAKDOWN


	2004						CAREER					
	G	NO	YDS	AVG	LG	TD	G	NO	YDS	AVG	LG	TD
Buffalo	2	8	72	9.0	18	1	7	24	312	13.0	36	5
Miami	-	-	-	-	-	-	-	-	-	-	-	-
New England	2	9	61	6.8	11	1	8	29	309	10.7	44	3
N.Y. Jets	1	3	29	9.7	13	0	7	28	432	15.4	39	1
AFC East	5	20	162	8.1	18	2	22	81	1053	13.0	44	9
Baltimore	1	4	146	36.5	76	1	3	12	230	19.2	76	1
Cincinnati	1	5	69	13.8	20	1	1	5	69	13.8	20	1
Cleveland	1	3	25	8.3	10	0	1	3	25	8.3	10	0
Pittsburgh	1	2	15	7.5	9	0	1	2	15	7.5	9	0
AFC Central	4	14	255	18.2	76	2	6	22	339	15.4	76	2
Houston	-	-	-	-	-	-	1	7	118	16.9	57	2
Indianapolis	-	-	-	-	-	-	4	13	262	20.2	74	5
Jacksonville	-	-	-	-	-	-	1	2	17	8.5	9	0
Tennessee	1	6	35	5.8	10	0	3	10	117	11.7	36	0
AFC South	1	6	35	5.8	10	0	9	32	514	16.1	74	7
Denver	1	5	47	9.4	14	0	3	8	82	10.3	14	1
Kansas City	-	-	-	-	-	-	1	6	102	17.0	38	0
Oakland	-	-	-	-	-	-	2	9	174	19.3	40	0
San Diego	-	-	-	-	-	-	2	8	113	14.1	49	1
AFC West	1	5	47	9.4	14	0	8	31	471	15.2	49	2
AFC Total	11	45	499	11.1	76	4	45	166	2377	14.3	76	20
Dallas	-	-	-	-	-	-	1	5	96	19.2	39	3
N.Y. Giants	-	-	-	-	-	-	1	3	19	6.3	9	0
Philadelphia	-	-	-	-	-	-	1	5	86	17.2	38	0
Washington	-	-	-	-	-	-	1	3	48	16.0	31	0
NFC East	-	-	-	-	-	-	4	16	249	15.6	39	3
Chicago	-	-	-	-	-	-	1	2	34	17.0	26	0
Detroit	-	-	-	-	-	-	1	3	36	12.0	20	1
Green Bay	-	-	-	-	-	-	1	5	55	11.0	13	0
Minnesota	-	-	-	-	-	-	1	2	68	34.0	59	1
NFC Central	-	-	-	-	-	-	4	12	193	16.1	59	2
Atlanta	-	-	-	-	-	-	1	2	44	22.0	35	0
Carolina	-	-	-	-	-	-	1	4	54	13.5	28	0
New Orleans	-	-	-	-	-	-	-	-	-	-	-	-
Tampa Bay	-	-	-	-	-	-	-	-	-	-	-	-
NFC South	-	-	-	-	-	-	2	6	98	16.3	35	0
Arizona	1	7	104	14.9	30	0	1	7	104	14.9	30	0
St. Louis	1	3	128	42.7	71	1	2	7	187	26.7	71	1
San Francisco	1	5	64	12.8	25	1	2	7	91	13.0	25	1
Seattle	1	9	103	11.4	28	1	2	12	179	14.9	43	1
NFC West	4	24	399	16.6	71	3	7	33	561	17.0	71	3
NFC Total	4	24	399	16.6	71	3	17	67	1101	16.4	71	8
Home	7	29	380	13.1	71	2	30	117	1621	13.9	71	13
Road	8	40	518	13.0	76	5	32	116	1857	16.0	76	15
1st Down	15	25	354	14.2	76	4	62	82	1354	16.5	76	12
2nd Down	15	21	226	10.8	30	1	62	87	1187	13.6	57	7
3rd Down	15	23	318	13.8	71	2	62	62	916	14.8	74	9
4th Down	15	0	0	0.0	0	0	62	2	21	10.5	11	0
1st Half	15	30	455	15.2	76	4	62	112	1795	16.0	76	18
2nd Half	15	39	443	11.4	71	3	62	121	1683	13.9	71	10
Overtime	0	0	0	0.0	0	0	2	0	0	0.0	0	0
Grass	11	49	674	13.8	76	5	47	177	2534	14.3	76	17
Turf	4	20	224	11.2	28	2	15	56	944	16.9	74	11
Aug./Sept.	3	13	119	9.2	20	1	13	54	754	14.0	57	5
October	3	12	188	15.7	71	2	12	36	524	14.6	71	5
November	4	24	300	12.5	30	2	17	71	1044	14.7	74	10
Dec./Jan.	5	20	291	14.6	76	2	20	72	1156	16.1	76	8
Games 1-8	7	28	336	12.0	71	3	30	108	1585	14.7	74	13
Games 9-16	8	41	562	13.7	76	4	32	125	1893	15.1	76	15
Wins	4	14	241	17.2	71	2	34	118	1891	16.0	74	18
Losses	11	55	657	12.0	76	5	28	115	1587	13.8	76	10
Ties	-	-	-	-	-	-	-	-	-	-	-	-



Larry Chester

Defensive Tackle • 64

Height/Weight.....6-2, 330
Born10/17/75
College Temple '98
AcquiredUFA (Car.), 2002
Signed Through.....2006
NFLEighth Season
Dolphins.....Fourth Season



PRO CAREER

CAREER TRANSACTIONS: Originally went to camp with Indianapolis as an undrafted college free agent in 1998 . . . Was waived by the Colts on August 31, 1998 and then signed to the practice squad on September 2, 1998 . . . Was activated to the team's 53-man roster on September 11, 1998 . . . Signed with Carolina as a free agent on May 15, 2001 after the Colts did not tender him the minimum qualifying offer for a restricted free agent . . . Signed a four-year contract with the Dolphins as an unrestricted free agent on March 11, 2002.

2004 – Started each of the first two games of the year . . . Was credited with seven tackles and a forced fumble . . . Recorded six tackles and a forced fumble in opener vs. Tennessee (9/11) . . . Sustained a severe right knee injury at Cincinnati (9/19) for which he underwent surgery on September 29 . . . Was placed on injured reserve on September 21, and spent the remainder of the year there.

2003 – Started all 15 games in which he played . . . Was inactive for one contest . . . Recorded 56 total tackles (27 solo), a figure which was tenth-most on the team and marked the second-highest figure of his NFL career . . . Included in his total were two stops for loss . . . Also knocked down two passes and recovered a fumble on the year . . . Key member of a defensive line that allowed an average of only 90.8 yards per game, fourth-lowest figure in the AFC and fifth in the NFL, as the Dolphins were the only team in the league not to permit an individual 100-yard rusher . . . Average per rush attempt yielded of 3.3 was second in the NFL in '03 and was the best figure in Dolphins history . . . Accounted for a season-high eight stops vs. New England (10/19) when the Dolphins held the Patriots to a 2.0-yard average per rush attempt on 29 carries (59 yards) . . . Also had a fumble recovery in that game, which led to a field goal . . . Was inactive vs. Indianapolis (11/2) with hamstring and quad injuries.

2002 – Started all 16 games at right defensive tackle in his first season with the Dolphins and was an integral part of a defense that allowed an average of 97.1 yards rushing per game, tied for fifth in the NFL . . . Marked the first time in his NFL career that he opened all 16 contests . . . Finished ninth on the team with 53 total tackles (32 solo) . . . Added 1.5 sacks for five yards lost, one fumble recovery and three passes defended . . . Got stronger as season wore on . . . Of his tackle total, 37 came over the final eight games . . . First sack as a Dolphin occurred in season-opener vs. Detroit (9/8) when he dropped Lions QB Mike McMahon for a five-yard loss . . . Lone fumble recovery came at a critical moment in 24-22 win at Denver (10/13) . . . With the Broncos at the Dolphins' 1 and leading Miami 9-7, recovered a Mike Anderson fumble that was forced by Jason Taylor . . . Posted a season-high eight stops in 30-3 victory over San Diego (11/24), when the Dolphins held the Chargers to just 144 yards of total offense, including 64 on the ground and a 3.2-yard average per rush attempt . . . Was awarded a defensive game ball in 27-19 Monday night win over Chicago (12/9) as the Dolphins held the Bears to 195 yards of total offense.

2001 – Signed with Carolina as a free agent on May 18, 2001 . . . Played in 11 games, including five starts for the Panthers . . . Despite missing five games, finished eighth on the team with 55 total tackles (36 solo) . . . Added a half-sack and a fumble recovery . . . Collected six tackles

FINS FACT

An avid weightlifter, Larry was the nation's No. 2-ranked high school

and a fumble recovery at Washington (10/21) . . . Made first start of the year the following week vs. N.Y. Jets (10/28) and registered five stops . . . Had a season-high nine tackles at Miami (11/4) . . . Had one tackle and a half-sack vs. Atlanta (11/25) before sustaining a broken left fibula . . . Was inactive each of the next three weeks before being placed on the team's injured reserve list on December 28.

2000 – Appeared in all 16 games in a reserve role with Indianapolis . . . Posted 19 tackles (nine solo), 2.5 sacks and a fumble recovery . . . Had two tackles and a sack in season-opener at Kansas City (9/3) . . . Had a fumble recovery vs. Detroit (10/29) . . . Recorded a pair of stops and a sack in Monday night game vs. Buffalo (12/11) . . . Appeared in First Round Playoff game at Miami (12/30) in a reserve role and posted two tackles.

1999 – Turned in the most productive season of his career . . . Played in all 16 games, starting eight of them at left defensive tackle . . . Registered 67 total tackles (47 solo), a sack, a fumble recovery and a forced fumble . . . Recovered a fumble vs. Buffalo (9/12) . . . Came up with a career-high 12 tackles vs. Kansas City (11/7) . . . Recorded a sack and a forced fumble at Philadelphia (11/12) . . . Saw action as a reserve in Divisional Playoff game vs. Tennessee (1/16/00) . . . Was credited with seven stops.

1998 – Signed by Indianapolis as an undrafted rookie free agent . . . Was waived on August 31 and signed to the practice squad on September 2 . . . Was signed to the 53-man roster on September 11 . . . Went on to play in 14 games, starting two of them . . . Notched 31 total tackles (23 solo), three sacks and a pass defended . . . Collected a season-high seven tackles in second NFL game, at N.Y. Jets (9/20) . . . Posted the first sack of his career the following week vs. New Orleans (9/27), as he tackled QB Danny Wuerffel for a loss . . . Also had sacks vs. Buffalo (10/11) and vs. Cincinnati (12/13) . . . First NFL start came at Miami (11/8) . . . Second start came at Baltimore (11/29) as he answered with six tackles . . . Was an NFL first-

COLLEGE

team all-rookie selection by Pro Football Weekly.

Played his final two collegiate seasons (1996-97) at Temple after transferring from Southwest Mississippi Junior College in Summit, Miss., where he also played two years (1994-95) . . . Was a second-team All-Big East choice as a senior in 1997 as he amassed 63 tackles, including seven for loss, five sacks and a fumble recovery . . . Majored in broadcasting

PERSONAL

telecommunications and mass media.

Was married to Neiko during the 2002 season . . . Has a son, James, and two daughters, J'lynn and J'adore . . . Was named the 2003 recipient of the PFWA Dolphins Chapter "Good Guy" Award, which is annually given to a Dolphins player for his cooperation with the media . . . Lettered three years at Hammond (La.) High School . . . Was a Division 4A All-District choice as an offensive tackle and a second-team selection at defensive tackle in both his junior and senior seasons . . . Finished second in the nation in powerlifting as a senior, benching 430 pounds and deadlifting 630 pounds . . . Also lettered in track where he earned all-state


LARRY CHESTER'S NFL REGULAR SEASON STATISTICS

YEAR	TEAM	G-S	TACK.	ASST.	TOTAL	FUM. REC.	FOR. FUM.	QB SACK	YDS LOST
1998	Indianapolis	14-2	23	8	31	0	0	3	19.0
1999	Indianapolis	16-8	40	27	67	1	1	1	18.0
2000	Indianapolis	16-0	9	10	19	1	0	2.5	7.5
2001	Carolina	11-5	36	19	55	1	0	0.5	7.0
2002	Miami	16-16	32	21	53	1	0	1.5	5.0
2003	Miami	15-15	27	29	56	1	0	0	0.0
2004	Miami	2-2	7	0	7	0	1	0	0.0
7-YEAR TOTALS		90-48	174	114	288	5	2	8.5	56.5

LARRY CHESTER'S NFL PLAYOFF STATISTICS

YEAR	TEAM	G-S	TACK.	ASST.	TOTAL	FUM. REC.	FOR. FUM.	QB SACK	YDS LOST
1999	Indianapolis	1-0	6	1	7	0	0	0	0.0
2000	Indianapolis	1-0	1	1	2	0	0	0	0.0


ADDITIONAL STATS



Damion Cook

Tackle • 76

Height/Weight.....6-4, 325
 Born4/16/79
 CollegeBethune-Cookman '01
 AcquiredUFA (Clev.), 2005
 Signed Through.....2005
 NFL.....Fifth Season
 DolphinsFirst Season



PRO CAREER

CAREER TRANSACTIONS: Signed a one-year contract with the Dolphins as an unrestricted free agent from Cleveland on March 21, 2005 . . . Originally went to camp with Baltimore as an undrafted college free agent in 2001 . . . Was waived by the Ravens on September 1, 2001 and then signed to the team's practice squad on September 4 . . . Signed to Chicago's 53-man roster on September 28, 2001 . . . Was waived by the Bears on September 1, 2002 . . . Signed to the Dolphins' practice squad on September 10, 2002 before being signed to Baltimore's 53-man roster on September 23, 2002 . . . Was waived by the Ravens on November 16, 2003 and then claimed by Cleveland.

FINIS FACT

Damion was moved to the offensive line in his rookie season with the Ravens after spending his collegiate career as a defensive tackle.

2004 – Began the season with Baltimore before being waived by the Ravens on November 16 . . . Was claimed by Cleveland the following day . . . Played in nine games, all in a reserve role with Baltimore . . . With the Browns, started all six games in which he appeared at right guard . . . Was inactive in first game on squad, vs. N.Y. Jets (11/21) . . . Started the following week at Cincinnati (11/28) and kept the spot for the remainder of the year . . . During this span, RB Lee Suggs surpassed the 100-yard rushing mark on three occasions.

2003 – Played in one game in a reserve role for the Ravens . . . Was inactive for 15 contests.

2002 – Went to training camp with Chicago and was waived by the Bears on September 1 . . . Was signed to Miami's practice squad on September 10 before Baltimore signed him to its 53-man roster on September 23 . . . Played in three games with the Ravens, making his NFL debut in game at Indianapolis (10/13) . . . Was inactive for 11 matchups . . . Played with Barcelona of the NFL Europe League in the spring of 2002.

2001 – Went to camp with Baltimore as an undrafted college free agent . . . Was signed by Chicago off the Ravens' practice squad on September 28 . . . Was inactive for all 14 games with the Bears.

COLLEGE


As a defensive lineman, started 30 of the 32 games in which he played over his final three seasons . . . Overall, played in 43 games with 30 starts in his four seasons (1997-2000) . . . Collected 81 tackles, 10 sacks and two fumble recoveries . . . Majored in hospitality management.

PERSONAL

Married to Ja'Niece Renae . . . Grew up in Ft. Lauderdale and attended Piper High School in Sunrise for his first three years before transferring to American Heritage High School in Plantation, Fla. for his senior season . . . Was a first-team All-Broward County selection as a senior . . . During his tenure in Baltimore, participated in a mentoring event in conjunction with Big Brothers and Big Sisters . . . Full name is Damion Lamar Cook, born April 16, 1979 in

DAMION COOK'S NFL REGULAR SEASON STATISTICS

GAMES/STARTS: 2001: 0/0, 2002: 3/0, 2003: 1/0, 2004: 15/6 **4-YEAR TOTALS 19/6**



Mario Edwards

Cornerback • 20

Height/Weight.....6-0, 190
Born12/1/75
College.....Florida State '00
AcquiredFA, 2005
Signed Through.....2005
NFLSixth Season
DolphinsFirst Season



PRO CAREER

CAREER TRANSACTIONS: Signed a one-year contract with the Dolphins as a free agent on April 4, 2005 . . . Originally a sixth-round draft choice (180th overall) of Dallas in 2000 . . . Signed with Tampa Bay as an unrestricted free agent on April 9, 2004.

2004 — Started three of the 15 games in which he played with the Bucs after signing with the team as an unrestricted free agent in the offseason . . . Recorded 17 tackles, five passes defended and a fumble recovery . . . Part of a defensive unit which led the NFL in pass defense (161.2 ypg) . . . Added two stops on special teams . . . Started games at St. Louis (10/18), vs. Chicago (10/24) and at Arizona (12/05) . . . Dressed but did not play at Carolina (11/28).

2003 — Started all 16 games in which he appeared for a Dallas defense that led the league in defending the pass (164.4 ypg) . . . Recorded 45 tackles, an interception and eight passes defended . . . Lone interception of the year occurred at Detroit (10/19) when he picked off a Joey Harrington pass and went 27 yards for the second touchdown of his career . . . Had a season high six tackles vs. Carolina (11/23), as the Cowboys held QB Jake Delhomme to a 37.5-percent passing clip (9 of 24) and 169 net passing yards . . . Matched that total with six stops vs. N.Y. Giants (12/21) . . . Started First Round Playoff game at Carolina (1/3/04) and posted five tackles.

FINS FACT

Mario attended Pascagoula (Miss.) High School, the same school that produced former Dolphins cornerback Terrell Buckley. Like Buckley, Mario matriculated to Tallahassee where he played at Florida State and wore uniform No. 27 for first five NFL seasons.

2002 – Started all 15 games in which he played . . . Accounted for career-high figures of 72 tackles and two interceptions . . . Also defended eight passes and recovered a fumble . . . Was inactive for game vs. Carolina (10/13) with a quad contusion sustained the previous week vs. N.Y. Giants (10/6) . . . Tallied a career-high 10 tackles vs. Jacksonville (11/24) when he also recovered a fumble in the end zone that halted a scoring drive in Dallas' 21-19 win . . . Notched the only multiple interception game of his career the following week when he snared a pair of passes – one off Danny Wuerffel and another off Patrick Ramsey – totaling 29 yards in returns in 27-20 Thanksgiving Day win over Washington (11/28) . . . Also tied a career-high that day with three passes defended.

2001 – Started 15 of the 16 games in which he played . . . Registered 58 tackles, an interception and a team-high 11 passes defended as the Cowboys finished third in the NFL in pass defense (180.6 ypg) . . . Had a season-high six tackles on four different occasions . . . Lone interception of the year came at N.Y. Giants (11/4) when he picked off a Kerry Collins pass and raced 71 yards for his first pro touchdown . . . Had six tackles to go along with a career-high three passes defended vs. Denver (11/22).

2000 – Played in 11 games, including one start, in his rookie season . . . Amassed three tackles and a pass defended on defense . . . Tied for fourth on the club with 11 special teams tackles . . . Sustained a strained left hamstring in the preseason and was inactive for each of the first four games of the season . . . Made initial start of NFL career in finale at Tennessee (12/25) and responded with three tackles and a pass defended.

COLLEGE

Was a four-year letterman at Florida State (1995-96, 98-99) who started his final two seasons at left cornerback . . . Concluded his career with 59 tackles, six interceptions and 23 passes defended . . . Was a first-team All-Atlantic Coast Conference selection as a senior when he was part of the Seminoles' national championship squad . . . Was a second-team all-conference performer in 1998 when he ranked eighth in the nation with six interceptions for 109 yards in returns in helping FSU to the nation's top-ranked pass defense . . . Majored in

PERSONAL

social sciences.

Married to Toni . . . Attended Pascagoula (Miss.) High School where he was one of the most highly regarded players in the nation as a senior . . . Full name is Mario Lashaun Edwards,

MARIO EDWARDS' NFL REGULAR SEASON STATISTICS

YEAR	TEAM	G-S	TACK.	ASST.	TOTAL	FUM. REC.	FOR. FUM.	INT.	YDS.	LG	TD
2000	Dallas	11-1	3	0	3	0	0	0	0	-	0
2001	Dallas	16-15	48	10	58	1	0	1	71	71t	1
2002	Dallas	15-15	65	7	72	1	0	2	29	29	0
2003	Dallas	16-16	38	7	45	0	0	1	27	27t	1
2004	Tampa Bay	15-3	16	1	17	1	0	0	0	-	0
5-YEAR TOTALS		73-50	170	25	195	3	0	4	127	71t	2

MARIO EDWARDS' NFL PLAYOFF STATISTICS

YEAR	TEAM	G-S	TACK.	ASST.	TOTAL	FUM. REC.	FOR. FUM.	INT.	YDS.	LG	TD
2003	Dallas	1-1	5	0	5	0	0	0	0	-	0

ADDITIONAL STATS

Passes Defended: 1 in 2000, 11 in 2001, 8 in 2002, 5 in 2003, 5 in 2004 for total of 33

Fumble Recoveries: 1 in 2001, 1 in 2002, 1 in 2004 for total of 3

Defensive Touchdowns: 1 interception return in 2001, 1 interception return in 2003



Heath Evans

Fullback • 44

Height/Weight.....6-0, 250
Born12/30/78
CollegeAuburn '01
Acquired.....UFA (Sea.), 2005
Signed Through.....2005
NFL.....Fifth Season
DolphinsFirst Season



PRO CAREER

CAREER TRANSACTIONS: Signed a one-year contract with the Dolphins as an unrestricted free agent from Seattle on March 17, 2005 . . . Originally was a third-round draft choice (82nd overall) of the Seahawks in 2001.

2004 — Played in 15 games, all in a reserve role . . . Rushed for 20 yards on seven attempts and caught two passes for 12 yards . . . Tied for sixth on the squad with eight special teams tackles . . . Also fielded three kickoffs for a 17.0-yard average with a long of 21 . . . In week three contest vs. San Francisco (9/26) rushed for 21 yards on six carries and caught one pass for nine yards . . . Was inactive for game vs. Miami (11/21).

2003 — Played in 14 regular season games, all in a reserve role . . . Rushed for 24 yards on seven carries and caught two passes for 34 yards . . . Added one tackle on special teams . . . Was inactive with a stinger for game vs. Pittsburgh (11/2) and did not play the following week at Washington (11/9) . . . Hauled in a career-long 20-yard reception at Baltimore (11/23).

2002 — Played in all 16 games, including one start . . . Rushed for a career-high 53 yards on 17 attempts, while also accumulating a career-best eight receptions for 41 yards . . . Was credited with one special teams tackle and returned six kickoffs for a 13.8-yard average as well . . . Made first start of NFL career, at Arizona (11/10) . . . Had career-high figures of five rush attempts and 22 yards in finale at San Diego (12/29).

2001 — Played in all 16 games in a reserve role during his rookie season . . . Saw limited action at fullback . . . Recorded five tackles on special teams.

COLLEGE

Was a three-year letterman at Auburn (1998-2000), during which time he started 16 of the 28 games that he played . . . In addition to being used as a lead blocker, he rushed for 629 yards and six touchdowns on 149 carries and caught 30 passes for 354 yards and a touchdown . . . Led team in rushing as a sophomore with 330 yards (2 TDs) on 93 attempts.

PERSONAL

Married to Bethann with a daughter, Ava . . . Was a two-time All-State pick as a tailback at King's Academy in West Palm Beach, Fla., where he also lettered in basketball . . . Full name is Bryan Heath Evans, born December 30, 1978 in West Palm Beach, Fla.

HEATH EVANS' NFL REGULAR SEASON STATISTICS

YEAR	TEAM	RUSHING						RECEIVING			
		G-S	ATT.	YDS.	AVG.	LG	TD	NO.	YDS.	LG	TD
2001	Seattle	16-0	2	11	5.5	7	0	0	0	-	0
2002	Seattle	16-1	17	53	3.1	8	0	8	41	13	0
2003	Seattle	14-0	7	24	3.4	8	0	2	34	20	0
2004	Seattle	15-0	7	20	2.9	7	0	2	12	9	0

HEATH EVANS' NFL PLAYOFF STATISTICS

YEAR	TEAM	RUSHING						RECEIVING			
		G-S	ATT.	YDS.	AVG.	LG	TD	NO.	YDS.	LG	TD
2003	Seattle	1-0	0	0	0.0	-	0	0	0	-	0
2004	Seattle	1-0	0	0	0.0	-	0	0	0	-	0

ADDITIONAL STATS

Special Teams Tackles: 5 in 2001, 1 in 2002, 1 in 2003, 8 in 2004 for total of 15

Kickoff Returns: 3 for 40 yards, 13.3 avg., long of 20 in 2001, 6 for 84 yards, 14.0 avg., long of 20 in 2002, 1 for 14 yards in 2003, 3 for 51 yards, 17.0 avg., long of 21 in 2004 for total of 13 for 189

HEATH EVANS' RUSHING BREAKDOWN

	2004						CAREER					
	G	NO	YDS	AVG	LG	TD	G	NO	YDS	AVG	LG	TD
Buffalo	1	0	0	0.0	0	0	2	0	0	0.0	0	0
Miami	-	-	-	-	-	-	1	0	0	0.0	0	0
New England	1	0	0	0.0	0	0	1	0	0	0.0	0	0
N.Y. Jets	1	0	0	0.0	0	0	1	0	0	0.0	0	0
AFC East	3	0	0	0.0	0	0	5	0	0	0.0	0	0
Baltimore	-	-	-	-	-	-	1	0	0	0.0	0	0
Cincinnati	-	-	-	-	-	-	1	0	0	0.0	0	0
Cleveland	-	-	-	-	-	-	2	1	8	8.0	8	0
Pittsburgh	-	-	-	-	-	-	-	-	-	-	-	-
AFC Central	-	-	-	-	-	-	4	1	8	8.0	8	0
Houston	-	-	-	-	-	-	-	-	-	-	-	-
Indianapolis	-	-	-	-	-	-	-	-	-	-	-	-
Jacksonville	-	-	-	-	-	-	1	0	0	0.0	0	0
Tennessee	-	-	-	-	-	-	-	-	-	-	-	-
AFC South	-	-	-	-	-	-	1	0	0	0.0	0	0
Denver	-	-	-	-	-	-	3	1	4	4.0	4	0
Kansas City	-	-	-	-	-	-	3	1	1	1.0	1	0
Oakland	-	-	-	-	-	-	3	0	0	0.0	0	0
San Diego	-	-	-	-	-	-	3	5	22	4.4	8	0
AFC West	-	-	-	-	-	-	12	7	27	3.9	8	0
AFC Total	3	0	0	0.0	0	0	22	8	35	4.4	8	0
Dallas	1	0	0	0.0	0	0	3	2	11	5.5	7	0
N.Y. Giants	-	-	-	-	-	-	2	0	0	0.0	0	0
Philadelphia	-	-	-	-	-	-	2	1	2	2.0	2	0
Washington	-	-	-	-	-	-	2	0	0	0.0	0	0
NFC East	1	0	0	0.0	0	0	9	3	13	4.3	7	0
Chicago	-	-	-	-	-	-	1	0	0	0.0	0	0
Detroit	-	-	-	-	-	-	1	1	2	2.0	2	0
Green Bay	-	-	-	-	-	-	1	0	0	0.0	0	0
Minnesota	1	0	0	0.0	0	0	3	0	0	0.0	0	0
NFC Central	1	0	0	0.0	0	0	6	1	2	2.0	2	0
Atlanta	1	0	0	0.0	0	0	2	3	10	3.3	5	0
Carolina	1	0	0	0.0	0	0	1	0	0	0.0	0	0
New Orleans	1	0	0	0.0	0	0	2	0	0	0.0	0	0
Tampa Bay	1	0	0	0.0	0	0	1	0	0	0.0	0	0
NFC South	4	0	0	0.0	0	0	6	3	10	3.3	5	0

HEATH EVANS' RUSHING BREAKDOWN


	2004						CAREER					
	G	NO	YDS	AVG	LG	TD	G	NO	YDS	AVG	LG	TD
Arizona	2	0	0	0.0	0	0	6	6	18	3.0	6	0
St. Louis	2	0	0	0.0	0	0	6	3	4	1.3	3	0
San Francisco	2	7	20	2.9	7	0	6	9	26	2.9	7	0
Seattle	-	-	-	-	-	-	-	-	-	-	-	-
NFC West	6	7	20	2.9	7	0	18	18	48	2.7	7	0
NFC Total	12	7	20	2.9	7	0	39	25	73	2.9	7	0
Home	7	6	21	3.5	7	0	30	18	59	3.3	8	0
Road	8	1	-1	-1.0	-1	0	31	15	49	3.3	8	0
1st Down	15	1	6	6.0	6	0	61	12	46	3.8	-	0
2nd Down	15	4	7	1.8	7	0	61	14	47	3.4	-	0
3rd Down	15	1	4	4.0	4	0	61	5	12	2.4	-	0
4th Down	15	1	3	3.0	3	0	61	2	3	1.5	-	0
1st Half	15	2	6	3.0	4	0	61	8	25	3.1	-	0
2nd Half	15	5	14	2.8	7	0	61	22	73	3.3	-	0
Overtime	-	-	-	-	-	-	5	3	10	3.3	-	0
Grass	4	1	-1	-1.0	-1	0	20	12	39	3.3	8	0
Turf	11	6	21	3.5	7	0	41	21	69	3.3	8	0
Aug./Sept.	3	6	21	3.5	7	0	13	9	29	3.2	7	0
October	4	0	0	0.0	0	0	14	2	6	3.0	3	0
November	3	1	-1	-1.0	-1	0	14	8	24	3.0	8	0
Dec./Jan.	5	0	0	0.0	0	0	20	14	49	3.5	8	0
Games 1-8	8	7	20	2.9	7	0	31	12	34	2.8	7	0
Games 9-16	7	0	0	0.0	0	0	30	21	74	3.5	8	0
Wins	8	7	20	2.9	7	0	33	31	102	3.3	8	0
Losses	7	0	0	0.0	0	0	28	2	6	3.0	4	0
Ties	-	-	-	-	-	-	-	-	-	-	-	-

HEATH EVANS' RECEIVING BREAKDOWN

	2004						CAREER					
	G	NO	YDS	AVG	LG	TD	G	NO	YDS	AVG	LG	TD
Buffalo	1	0	0	0.0	0	0	2	0	0	0.0	0	0
Miami	-	-	-	-	-	-	1	0	0	0.0	0	0
New England	1	0	0	0.0	0	0	1	0	0	0.0	0	0
N.Y. Jets	1	0	0	0.0	0	0	1	0	0	0.0	0	0
AFC East	3	0	0	0.0	0	0	5	0	0	0.0	0	0
Baltimore	-	-	-	-	-	-	1	1	20	20.0	20	0
Cincinnati	-	-	-	-	-	-	1	0	0	0.0	0	0
Cleveland	-	-	-	-	-	-	2	0	0	0.0	0	0
Pittsburgh	-	-	-	-	-	-	-	-	-	-	-	-
AFC Central	-	-	-	-	-	-	4	1	20	20.0	20	0
Houston	-	-	-	-	-	-	-	-	-	-	-	-
Indianapolis	-	-	-	-	-	-	-	-	-	-	-	-
Jacksonville	-	-	-	-	-	-	1	0	0	0.0	0	0
Tennessee	-	-	-	-	-	-	-	-	-	-	-	-
AFC South	-	-	-	-	-	-	1	0	0	0.0	0	0
Denver	-	-	-	-	-	-	3	1	-5	-5.0	-5	0
Kansas City	-	-	-	-	-	-	3	0	0	0.0	0	0
Oakland	-	-	-	-	-	-	3	0	0	0.0	0	0
San Diego	-	-	-	-	-	-	3	2	6	3.0	8	0
AFC West	-	-	-	-	-	-	12	3	1	0.3	8	0
AFC Total	3	0	0	0.0	0	0	22	4	21	5.3	20	0
Dallas	1	0	0	0.0	0	0	3	0	0	0.0	0	0
N.Y. Giants	-	-	-	-	-	-	2	0	0	0.0	0	0
Philadelphia	-	-	-	-	-	-	2	2	17	8.5	13	0
Washington	-	-	-	-	-	-	2	0	0	0.0	0	0
NFC East	1	0	0	0.0	0	0	9	2	17	8.5	13	0
Chicago	-	-	-	-	-	-	1	0	0	0.0	0	0
Detroit	-	-	-	-	-	-	1	0	0	0.0	0	0
Green Bay	-	-	-	-	-	-	1	0	0	0.0	0	0
Minnesota	1	0	0	0.0	0	0	3	0	0	0.0	0	0
NFC Central	1	0	0	0.0	0	0	6	0	0	0.0	0	0

HEATH EVANS' RECEIVING BREAKDOWN

	2004						CAREER					
	G	NO	YDS	AVG	LG	TD	G	NO	YDS	AVG	LG	TD
Atlanta	1	0	0	0.0	0	0	2	0	0	0.0	0	0
Carolina	1	0	0	0.0	0	0	1	0	0	0.0	0	0
New Orleans	1	1	3	3.0	3	0	2	1	3	3.0	3	0
Tampa Bay	1	0	0	0.0	0	0	1	0	0	0.0	0	0
NFC South	4	1	3	3.0	3	0	6	1	3	3.0	3	0
Arizona	2	0	0	0.0	0	0	6	3	30	10.0	14	0
St. Louis	2	0	0	0.0	0	0	6	1	7	7.0	7	0
San Francisco	2	1	9	9.0	9	0	6	1	9	9.0	9	0
Seattle	-	-	-	-	-	-	-	-	-	-	-	-
NFC West	6	1	9	9.0	9	0	18	5	46	9.2	14	0
NFC Total	12	2	12	6.0	9	0	39	8	66	8.3	14	0
Home	7	0	0	0.0	0	0	30	5	28	5.6	13	0
Road	8	2	12	6.0	9	0	31	7	59	8.4	20	0
1st Down	15	0	0	0.0	0	0	61	4	18	4.5	-	0
2nd Down	15	2	12	6.0	9	0	61	6	47	7.8	-	0
3rd Down	15	0	0	0.0	0	0	61	2	22	11.0	-	0
4th Down	15	0	0	0.0	0	0	61	0	0	0.0	-	0
1st Half	15	1	3	3.0	3	0	61	4	36	9.0	-	0
2nd Half	15	1	9	9.0	9	0	61	8	51	6.4	-	0
Overtime	-	-	-	-	-	-	5	0	0	0.0	-	0
Grass	4	0	0	0.0	0	0	20	5	36	7.2	14	0
Turf	11	2	12	6.0	9	0	41	7	51	7.3	20	0
Aug./Sept.	3	2	12	6.0	9	0	13	3	26	8.7	14	0
October	4	0	0	0.0	0	0	14	0	0	0.0	0	0
November	3	0	0	0.0	0	0	14	4	31	7.8	20	0
Dec./Jan.	5	0	0	0.0	0	0	20	5	30	6.0	13	0
Games 1-8	8	2	12	6.0	9	0	31	3	26	8.7	14	0
Games 9-16	7	0	0	0.0	0	0	30	9	61	6.8	20	0
Wins	8	2	12	6.0	9	0	33	8	55	6.9	14	0
Losses	7	0	0	0.0	0	0	28	4	32	8.0	20	0
Ties	-	-	-	-	-	-	-	-	-	-	-	-



A.J. Feeley

Quarterback • 7

Height/Weight.....6-3, 220
Born5/16/77
CollegeOregon '01
AcquiredT (Phil.), 2004
Signed Through.....2008
NFL.....Fifth Season
Dolphins.....Second Season



P R O C A R E E R

CAREER TRANSACTIONS: Was acquired by the Dolphins in a trade with Philadelphia on March 3, 2004 in exchange for a second-round draft choice in 2005 . . . Originally the second of two fifth-round draft choices (155th overall) of Philadelphia in 2001.

2004 – Played in 11 games, including eight starts, in his first season with the Dolphins . . . Connected on 191 of 356 passes for 1,893 yards with 11 touchdowns and 15 interceptions

F I N I S H F A C T

Growing up in Ontario, Oregon, a town with a population of about 11,000 and located on the eastern edge of the state, midway between Salt Lake City and Portland, A.J. acquired the skills of roping cattle at a very young age while working on the ranches of family and friends during

... Made his Dolphins debut in opener vs. Tennessee (9/11) when he played the entire second half and completed 21 of 31 for 168 yards with one touchdown and one interception ... Completion percentage of 67.7 percent marked a season-high and is the second-best figure of his career ... Made his first start as a Dolphin the following week at Cincinnati (9/19) ... Also opened contest vs. Pittsburgh (9/26) ... Served as backup to Jay Fiedler for next six games, four of which he did not appear ... Moved back into starting lineup for game at Seattle (11/21) and kept it for the next six weeks ... In the Seahawks game, accounted for the first rushing touchdown of his career when he scrambled for a seven-yard score ... Notched his first win as a starter with the Dolphins the week afterwards at San Francisco (11/28) by hitting on 17 of 33 for 159 yards with two touchdowns and an interception ... Had a 25-yard touchdown pass to Chris Chambers to open the scoring and a 15-yard scoring strike to Randy McMichael 4:25 into the fourth quarter to put the Dolphins ahead for good at 14-10 ... Compiled a career-high 303 yards passing vs. Buffalo (12/5) on 25 of 51 with three touchdowns and five interceptions, both of which represent career-highs ... The five interceptions also equaled a Dolphins single-game record which had been reached six times previously, most recently by Dan Marino on November 25, 1999 at Dallas ... Two weeks later, in a Monday night affair against the defending and eventual Super Bowl champion New England Patriots (12/20), led the Dolphins to an improbable win by completing 22 of 35 passes (62.9%) for 198 yards with one touchdown and no interceptions ... Passer rating of 87.6 marked a season-best ... With the Dolphins trailing 28-17 in the fourth quarter, led the team to a pair of touchdown drives within the final 2:07, including a 21-yard TD pass to Derrius Thompson on fourth-and-10 with 1:23 to play to provide the winning margin ... Combined in those two drives, was 6 of 10 passing for 63 yards and a touchdown ... Guided the Dolphins to their second win in a row with a 10-7 decision over Cleveland (12/26) by completing 25 of 43 passing for 176 yards with one touchdown and no interceptions ... Was inactive for season finale at Baltimore (1/2/05) with an injury to his ribs ... Combined in his final two games of the year, completed 47 of 78 (60.3%) for 374 yards with two touchdowns and no interceptions ... Did not throw an interception over his final full two games and last 95 attempts of the season, dating back to a December 12 contest at Denver when he was picked off by Al Wilson on his first attempt of the second half.

2003 – Was designated as the third quarterback for all 16 regular season games and both playoff contests with the Eagles, and did not see action ... In preseason, completed 26 of 43 passes (60.5%) for 223 yards with three touchdowns and one interception.

2002 – Played in six games, starting five of them ... Completed 86 of 154 passes for 1,011 yards with six touchdowns and five interceptions ... Was designated as the third quarterback for each of the first ten games of the season ... Became primary backup for 11th contest, in Monday night affair at San Francisco (11/25) ... Entered the 49ers game in the third quarter when starter Koy Detmer left the contest with an elbow injury ... Connected on all three of his pass attempts in that game, totaling 17 yards, including a touchdown ... First attempt in that game went for a one-yard TD pass to Chad Lewis ... Eagles went on to win the game, 38-17 ... Started each of the final five contests and led the Eagles to a 4-1 record during that time ... First NFL start came vs. St. Louis (12/1) when he hit on 14 of 30 passes for 181 yards with no touchdowns and no interceptions in Philadelphia's 10-3 win ... In the Eagles' 34-21 NFC East-clinching victory over Washington (12/15), hit on 16 of 28 passes for 220 yards with two touchdowns and an interception ... Also in that game, had a career-long 53-yard completion to FB Cecil Martin ... Threw for a season-high 253 yards on 19 of 33 passing the following week at Dallas (12/21) in the Eagles' 27-3 triumph ... Was the third QB for each of the Eagles' two playoff games ... In preseason, was 29 of 49 passing (59.2%) for 321 yards with two touchdowns and one interception.

2001 – Was designated as the third quarterback for all 16 regular season games although he got into one contest ... Initial action of NFL career occurred in season finale at Tampa Bay (1/6/02) when he entered the contest in the fourth quarter and connected on 10 of 14 passes for 143 yards with two touchdowns and an interception ... Both touchdown passes went to WR Dameane Douglas, including a 24-yarder with 1:46 to play as he guided the Eagles back to a 17-13 victory ... First touchdown pass of NFL career was a two-yard toss to Douglas earlier in the final quarter ... Was designated as the third QB for all three playoff matchups ... In preseason, was 12 of 23 for 120 yards with one touchdown and one interception.

COLLEGE

Lettered four years (1997-2000) in his collegiate career at Oregon . . . Started eight of the 22 games in which he played and completed 149 of 282 passes for 2,175 yards with 15 touchdowns and six interceptions . . . Opened the first eight games of his junior season of 1999 before being sidelined with an elbow injury . . . Connected on 136 of 259 passes for 1,951 yards with 14 touchdowns that year as he led the Ducks to a record of 5-3 prior to the injury . . . Because of that performance, was a mid-season nominee for the Davey O'Brien Award, presented to the nation's top passer . . . Saw action in just two games as a senior behind starter Joey Harrington, the first-round draft choice of Detroit in 2002 . . . Earned degree in business.

PERSONAL

Single . . . Girlfriend, Heather Mitts, was a defender on the 2004 U.S. Women's Olympic soccer team which won the Gold Medal . . . Was a two-time Greater League Offensive Player of the Year and a first-team All-State Class 3A selection at Ontario (Ore.) High School . . . In his career, threw for 5,428 yards and 59 touchdowns . . . Also played safety in his prep career and intercepted 12 passes . . . Starred on the school's basketball team as well, and was recruited to play basketball by several Big Sky Conference colleges . . . Father, W.M., is a math teacher at the high school he attended and is the head of baseball officials for the Scenic West Athletic Conference . . . His mother, Linda Larson, is the principal at Emmett Elementary School in Idaho . . . Since joining the Dolphins, has taken part in Habitat for Humanity and the team's annual charity fishing tournament, while also having made several hospital visits . . . During the 2004 offseason, took part in the NFL Challenge held in the Cayman Islands . . . This past offseason, started his own foundation called "Future For Kids" . . . Was heavily involved in community-related activities during his tenure in Philadelphia . . . Enjoys working with kids, having attended events at several Children's Hospitals in the Philadelphia area and participated in the United Way Hometown Huddle program with kids from the local Boys and Girls Club . . . Co-hosted his own weekly radio show during the 2003 season . . . In 2002, appeared on ESPN's "Beg, Borrow & Deal" . . . Underwent an emergency appendectomy the same day he signed his rookie contract . . . Lists "Prayer for Owen Meanie" as favorite book, Bill Murray as favorite actor, Julia Roberts as favorite actress, Frogger as favorite video game, www.mulletsgalore.com as favorite web site and The Incredible Hulk as favorite superhero . . . After wearing uniform #14 his first three NFL seasons, now dons #7, the same jersey number that he wore in both high school and college . . . Full name is Adam Joshua Feeley,

A.J. FEELEY'S NFL REGULAR SEASON STATISTICS

YEAR	TEAM	G-S	ATT.	COMP.	YDS.	PCT.	TD	INT.	LG	TKLD.	RATE
2001	Philadelphia	1-0	14	10	143	71.4	2	1	27	0/0	114.0
2002	Philadelphia	6-5	154	86	1011	55.8	6	5	53	7/48	75.4
2003	Philadelphia	0-0	0	0	0	0.0	0	0	-	0/0	-
2004	Miami	11-8	356	191	1893	53.7	11	15	38	23/126	61.7
4-YEAR TOTALS		18-13	524	287	3047	54.8	19	21	53	30/184	67.3
MIAMI TOTALS		11-8	356	191	1893	53.7	11	15	38	23/126	61.7

ADDITIONAL STATS

Rushing: (Philadelphia) 12 for 6 yards, long of 6 yards in 2002; (Miami) 14 for 13 yards, long of 7t, 1 TD in 2004 for total of 26 for 19 yards, long of 7t, 1 TD

SINGLE-GAME HIGHS

Pass Attempts: 51 vs. Buffalo, 12/5/04
 45 at Seattle, 11/21/04
 43 vs. Cleveland, 12/26/04
 39 at Cincinnati, 9/19/04
 35 at Seattle, 12/8/02
 35 at Denver, 12/12/04
 35 vs. New England, 12/20/04

Pass Completions: 25 vs. Buffalo, 12/5/04

	25	vs. Cleveland, 12/26/04
	23	at Seattle, 11/21/04
	22	vs. New England, 12/20/04
	21	at Seattle, 12/8/02
	21	vs. Tennessee, 9/11/04
	21	at Cincinnati, 9/19/04
Yards Passing:	303	vs. Buffalo, 12/5/04
	253	at Dallas, 12/21/02
	229	at Seattle, 11/21/04
	220	vs. Washington, 12/15/02
	218	at Cincinnati, 9/19/04
TD Passes:	3	vs. Buffalo, 12/5/04
	2	at Tampa Bay, 1/6/02
	2	at Seattle, 12/8/02
	2	vs. Washington, 12/15/02
	2	at San Francisco, 11/28/04
Interceptions:	5	vs. Buffalo, 12/5/04
	2	at Dallas, 12/21/02
	2	at Cincinnati, 9/19/04
	2	vs. Pittsburgh, 9/26/04
	2	at Seattle, 11/21/04
Completion Percentage:	71.4	at Tampa Bay, 1/6/02
	67.7	vs. Tennessee, 9/11/04
	62.9	vs. New England, 12/20/04
	60.0	at Seattle, 12/8/02
	58.1	vs. Cleveland, 12/26/04
Long Passes:	53	vs. Washington, 12/15/02
	41	vs. St. Louis, 12/1/02
	41	at Dallas, 12/21/02
	38	vs. Arizona, 11/7/04

2001 GAME-BY-GAME STATISTICS (Philadelphia)

DATE	OPPONENT	P/S	PASSING								RUSHING				W/L	SCORE
			ATT	CMP	YDS	PCT	TD	INT	LG	TKLD	ATT	YDS	LG	TD		
1/6/02	at Tampa Bay	P	14	10	143	71.4	2	1	27	0/0	0	0	0	0	W	17-13
2001 TOTALS			1-0	14	10	143	71.4	2	1	27	0/0	0	0	0	0	11-5

2002 GAME-BY-GAME STATISTICS (Philadelphia)

DATE	OPPONENT	P/S	PASSING								RUSHING				W/L	SCORE
			ATT	CMP	YDS	PCT	TD	INT	LG	TKLD	ATT	YDS	LG	TD		
11/25	at San Francisco	P	3	3	17	100.0	1	0	8	0/0	2	-3	-1	0	W	38-17
12/1	ST. LOUIS	S	30	14	181	46.7	0	0	41	3/24	2	3	4	0	W	10-3
12/8	at Seattle	S	35	21	190	60.0	2	1	22	0/0	3	0	1	0	W	27-20
12/15	WASHINGTON	S	28	16	220	57.1	2	1	53	2/10	2	5	6	0	W	34-21
12/21	at Dallas	S	33	19	253	57.6	1	2	41	1/8	2	2	4	0	W	27-3
12/28	at N.Y. Giants	S	25	13	150	52.0	0	1	35	1/6	1	-1	-1	0	L	7-10
2002 TOTALS			6-5	154	86	1011	55.8	6	5	53	7/48	12	6	6	0	12-4

2004 GAME-BY-GAME STATISTICS (Miami)

DATE	OPPONENT	P/S	PASSING								RUSHING				W/L	SCORE
			ATT	CMP	YDS	PCT	TD	INT	LG	TKLD	ATT	YDS	LG	TD		
9/11	TENNESSEE	P	31	21	168	67.7	1	1	19	2/11	0	0	0	0	L	7-17
9/19	at Cincinnati	S	39	21	218	53.8	1	2	37	2/17	1	3	3	0	L	13-16
9/26	PITTSBURGH	S	27	13	137	48.1	0	2	36	3/20	4	1	2	0	L	3-13
10/3	N.Y. JETS		DID NOT PLAY												L	9-17
10/10	at New England	P	2	1	6	50.0	0	0	6	0/0	0	0	0	0	L	10-24
10/17	at Buffalo		DID NOT PLAY												L	13-20
10/24	ST. LOUIS		DID NOT PLAY												W	31-14
11/1	at N.Y. Jets		DID NOT PLAY												L	14-41
11/7	ARIZONA	P	15	6	129	40.0	0	1	38	1/6	0	0	0	0	L	23-24
11/21	at Seattle	S	45	23	229	51.1	1	2	28	3/11	1	7	7	1	L	17-24
11/28	at San Francisco	S	33	17	159	51.5	2	1	25	1/8	4	2	2	0	W	24-17

2004 GAME-BY-GAME STATISTICS (Miami)

DATE	OPPONENT	P/S	PASSING								RUSHING				W/L	SCORE
			ATT	CMP	YDS	PCT	TD	INT	LG	TKLD	ATT	YDS	LG	TD		
12/12	at Denver	S	35	17	170	48.6	1	1	21	4/26	2	2	2	0	L	17-20
12/20	NEW ENGLAND	S	35	22	198	62.9	1	0	21	4/19	2	-2	-1	0	W	29-28
12/26	CLEVELAND	S	43	25	176	58.1	1	0	18t	2/12	0	0	0	0	W	10-7
1/2/05	at Baltimore		INACTIVE												L	23-30


A.J. FEELEY'S PASSING BREAKDOWN

2004										CAREER							
	G	ATT	CMP	YDS	PCT	TD	INT	LG		G	ATT	CMP	YDS	PCT	TD	INT	LG
Buffalo	1	51	25	303	49.0	3	5	36		1	51	25	303	49.0	3	5	36
Miami	-	-	-	-	-	-	-	-		-	-	-	-	-	-	-	-
New England	2	37	23	204	62.2	1	0	21		2	37	23	204	62.2	1	0	21
N.Y. Jets	-	-	-	-	-	-	-	-		-	-	-	-	-	-	-	-
AFC East	3	88	48	507	54.5	4	5	36		3	88	48	507	54.5	4	5	36
Baltimore	-	-	-	-	-	-	-	-		-	-	-	-	-	-	-	-
Cincinnati	1	39	21	218	53.8	1	2	37		1	39	21	218	53.8	1	2	37
Cleveland	1	43	25	176	58.1	1	0	18		1	43	25	176	58.1	1	0	18
Pittsburgh	1	27	13	137	48.1	0	2	36		1	27	13	137	48.1	0	2	36
AFC Central	3	109	59	531	54.1	2	4	37		3	109	59	531	54.7	2	4	37
Houston	-	-	-	-	-	-	-	-		-	-	-	-	-	-	-	-
Indianapolis	-	-	-	-	-	-	-	-		-	-	-	-	-	-	-	-
Jacksonville	-	-	-	-	-	-	-	-		-	-	-	-	-	-	-	-
Tennessee	1	31	21	168	67.7	1	1	19		1	31	21	168	67.7	1	1	19
AFC South	1	31	21	168	67.7	1	1	19		1	31	21	168	67.7	1	1	19
Denver	1	35	17	170	48.6	1	1	21		1	35	17	170	48.7	1	1	21
Kansas City	-	-	-	-	-	-	-	-		-	-	-	-	-	-	-	-
Oakland	-	-	-	-	-	-	-	-		-	-	-	-	-	-	-	-
San Diego	-	-	-	-	-	-	-	-		-	-	-	-	-	-	-	-
AFC West	1	35	17	170	48.6	1	1	21		1	35	17	170	48.7	1	1	21
AFC Total	8	263	145	1376	55.1	8	11	37		8	263	145	1376	55.1	8	11	37
Dallas	-	-	-	-	-	-	-	-		1	33	19	253	57.6	1	2	41
N.Y. Giants	-	-	-	-	-	-	-	-		1	25	13	150	52.0	0	1	35
Philadelphia	-	-	-	-	-	-	-	-		-	-	-	-	-	-	-	-
Washington	-	-	-	-	-	-	-	-		1	28	16	220	57.1	2	1	53
NFC East	-	-	-	-	-	-	-	-		3	86	48	623	55.8	3	4	53
Chicago	-	-	-	-	-	-	-	-		-	-	-	-	-	-	-	-
Detroit	-	-	-	-	-	-	-	-		-	-	-	-	-	-	-	-
Green Bay	-	-	-	-	-	-	-	-		-	-	-	-	-	-	-	-
Minnesota	-	-	-	-	-	-	-	-		-	-	-	-	-	-	-	-
NFC Central	-	-	-	-	-	-	-	-		-	-	-	-	-	-	-	-
Atlanta	-	-	-	-	-	-	-	-		-	-	-	-	-	-	-	-
Carolina	-	-	-	-	-	-	-	-		-	-	-	-	-	-	-	-
New Orleans	-	-	-	-	-	-	-	-		-	-	-	-	-	-	-	-
Tampa Bay	-	-	-	-	-	-	-	-		1	14	10	143	71.4	2	1	27
NFC South	-	-	-	-	-	-	-	-		1	14	10	143	71.4	2	1	27
Arizona	1	15	6	129	40.0	0	1	38		1	15	6	129	40.0	0	1	38
St. Louis	-	-	-	-	-	-	-	-		1	30	14	181	46.7	0	0	41
San Francisco	1	33	17	159	51.5	2	1	25		2	36	20	176	55.6	3	1	25
Seattle	1	45	23	229	51.1	1	2	28		2	80	44	419	55.0	3	3	28
NFC West	3	93	46	517	49.5	3	4	38		6	161	84	905	52.2	6	5	41
NFC Total	3	93	46	517	49.5	3	4	38		10	261	142	1671	54.4	11	10	53
Home	6	202	112	1111	55.4	6	9	38		9	260	142	1512	54.6	8	10	53
Road	5	154	79	782	51.3	5	6	37		9	264	145	1535	54.9	11	11	41
1st Down	11	122	64	639	52.5	4	6	38		18	181	96	1075	53.0	8	7	-
2nd Down	11	122	69	679	56.6	5	5	36		18	181	107	1104	59.1	7	7	-
3rd Down	11	108	56	550	51.9	1	4	35		18	158	82	843	51.9	3	7	-
4th Down	11	4	2	25	50.0	1	0	21		18	4	2	25	50.0	1	0	-
1st Half	11	127	68	705	53.5	6	7	37		18	209	112	1326	53.6	9	9	-
2nd Half	11	229	123	1188	53.7	5	8	38		18	315	175	1721	55.6	10	12	-
Overtime	-	-	-	-	-	-	-	-		-	-	-	-	-	-	-	-
Grass	9	272	147	1446	54.0	9	11	38		12	314	173	1756	55.1	12	13	38
Turf	2	84	44	447	52.4	2	4	28		6	210	114	1291	54.3	7	8	53

A.J. FEELEY'S PASSING BREAKDOWN 2004

CAREER


	G	ATT	CMP	YDS	PCT	TD	INT	LG	G	ATT	CMP	YDS	PCT	TD	INT	LG
Aug./Sept.	3	97	55	523	56.7	2	5	37	3	97	55	523	56.7	2	5	37
October	1	2	1	6	50.0	0	0	6	1	2	1	6	50.0	0	0	6
November	3	93	46	517	49.5	3	4	38	4	96	49	534	51.0	4	4	38
Dec./Jan.	4	164	89	847	54.3	6	6	36	10	329	182	1984	55.3	13	12	53
Games 1-8	4	99	56	529	56.6	2	5	37	4	99	56	529	56.6	2	5	37
Games 9-16	7	257	135	1364	52.5	9	10	38	14	425	231	2518	54.4	17	16	53
Wins	3	111	64	533	57.7	4	1	25	9	254	147	1537	57.9	12	6	53
Losses	8	245	127	1360	51.8	7	14	38	9	270	140	1510	51.9	7	15	35
Ties	-	-	-	-	-	-	-	-	-	-	-	-	-	-	-	-



Gus Frerotte

Quarterback • 11

Height/Weight.....6-3, 233
Born7/31/71
College.....Tulsa '94
AcquiredUFA (Minn.), 2005
Signed Through.....2006
NFL.....12th Season
DolphinsFirst Season



P R O C A R E E R

CAREER TRANSACTIONS: Signed a two-year contract with the Dolphins as an unrestricted free agent from Minnesota on March 17, 2005 . . . Originally entered the league as a seventh-round draft choice (197th overall) of Washington in 1994 . . . Signed with Detroit as a free agent on March 5, 1999 after being released by the Redskins on February 11, 1999. . . Signed with Denver as an unrestricted free agent on March 7, 2000 . . . Signed with Cincinnati as an unrestricted free agent on May 1, 2002 . . . Signed with Minnesota as an unrestricted free agent on March 19, 2003.

CAREER PRO BOWL SELECTIONS: 1 (1996)

2004 – Played in all 16 games in a reserve role . . . Served as the primary backup to Daunte Culpepper as well as the holder on all placements . . . Had a pass attempt on a broken field goal attempt vs. Chicago (9/26) . . . Also attempted a pass on a fake field goal in Divisional Playoff game at Philadelphia (1/6/05).

2003 – Played in all 16 games, including two starts . . . Also served as the team's holder on extra points and field goals . . . Made first appearance of season under center at Detroit (9/21) when he entered the game in the second quarter for an injured Daunte Culpepper . . . Led the team to ten points and preserved a 23-13 win over the Lions...Threw a pair of 72-yard passes in the game, including a 72-yard TD to Kelly Campbell . . . His 72-yarder to Randy Moss tied a Vikings record as the longest non-scoring pass in team history . . . Became only the second QB in team history (Fran Tarkenton vs. LA Rams in 1972) to throw a pair of 70+ yard passes in a game . . . In first start as a Viking, vs. San Francisco (9/28), set team record with 157.2 passer rating by completing 16 of 21 passes for 267 yards and four touchdowns . . . Became only the

F I N I S F A C T

During his tenure with the Vikings over the last two years, Gus became extremely involved with the "Miracles of Mitch Foundation", which helps out families whose children are afflicted with cancer. The Foundation is named for Mitch Chepokas, who passed away at age nine from Osteosarcoma, a rare form of bone cancer. Gus' involvement in the philanthropy gives him a great deal of satisfaction. "It's good because you go to the hospital and visit these kids," Gus said. "You feel helpless. You say hi to these kids and you put a smile on their face, but you just want to give them the world. There is nobody to do that, so you

second Vikings QB to throw for four TDs in his first start with the team, matching Todd Bouman's mark vs. Tennessee in 2001 . . . Started second straight game the next week at Atlanta (10/5) and threw for 239 yards and a pair of TDs on 14 of 24 passing . . . His 102.6 rating against Atlanta gave him back-to-back 100+ passer rating games for the first time in his career.

2002 – Started each of the first three games for Cincinnati . . . Threw for a season-best 239 yards on 26 of 47 passing at Cleveland (9/15) . . . Was inactive as the third QB in week four vs. Tampa Bay (9/29) . . . Did not play in 11 of the final 12 games.

2001 – With Denver, played in four games and started once while serving as backup to Brian Griese... Tossed a 26-yard TD to Rod Smith at Oakland (11/5) . . . Entered game vs. Seattle (12/9) in third quarter and led team to a touchdown and a field goal in a 20-7 win, throwing a one-yard TD to Patrick Hape . . . Posted season-high 72.7 percent completion mark (16 of 22) in his lone start of the season, at Kansas City (12/16), where he threw a TD to Rod Smith and ran for a four-yard score . . . Was placed on injured reserve on December 19 with a separated shoulder sustained in game at Kansas City (12/16).

2000 – Started six of the ten games in which he played . . . Posted a 4-2 mark as a starter while replacing Brian Griese when he was sidelined with shoulder injuries . . . First start of the season came vs. Kansas City (9/24) . . . Also opened contests vs. San Diego (11/19), at Seattle (11/26), at New Orleans (12/3), vs. Seattle (12/10) and at Kansas City (12/17) . . . Broncos posted 30+ points in the first four games of that span, all Denver wins . . . Posted best day as a pro and set a Denver record vs. San Diego (11/19) with 462 yards and five touchdowns on 36 of 58 passing in a 38-37 win . . . Notched 132.3 passer rating at New Orleans (12/3) in a 38-23 win by completing 11 of 16 for 201 yards with one touchdown and no interceptions . . . Engineered his fourth and the team's sixth consecutive win and clinched a playoff spot with a 31-24 victory vs. Seattle (12/10) . . . The win was the team's fourth straight scoring 30+ points, tying Denver's longest such streak in franchise history . . . Did not start game vs. San Francisco (12/23) in regular-season finale but replaced Griese during the opening series of a 38-9 win . . . Threw a 25-yard scoring pass to Ed McCaffrey in the game, giving McCaffrey a franchise-record 101 receptions on the season . . . Ran for a 13-yard TD against the 49ers as well . . . Started second career playoff game when he led Denver in a First Round Playoff game against eventual Super Bowl champion Baltimore (12/31) on the road.

1999 – Played in nine games with six starts for the Lions . . . Completed 175 of 288 passes for 2,117 yards with nine touchdowns, seven interceptions and a passer rating of 83.6 . . . Completion percentage of 60.8 is the second-best of his career and his best of the nine seasons in which he has attempted 50 or more passes . . . Entered game vs. St. Louis (11/7) for an injured Charlie Batch (thumb) and went on to complete 12 of 16 for 209 yards with two touchdowns and no interceptions, in guiding the Lions to a 31-27 win . . . Hit Johnnie Morton with a 12-yard TD pass with 28 seconds remaining in the game to provide Detroit's margin of victory . . . Opened six of the final eight games of the season for an injured Batch . . . In first start of the season, at Arizona (11/14), completed 24 of 39 for 375 yards with two touchdowns and no interceptions, marking the second-highest yardage total of his career . . . Also in that game, had a career-long 77-yard TD pass to Germane Crowell . . . Tossed for more than 300 yards once again two weeks later in 21-17 win vs. Chicago on Thanksgiving Day (11/25) as he connected on 29 of 42 for 309 yards with two TDs and no INTs . . . Started First Round Playoff game at Washington (1/8/00) and connected on 21 of 46 passes for 251 yards with a touchdown and two interceptions.

1998 – Played in three games, including two starts in his final season as a Redskin . . . Started season-opener at N.Y. Giants (9/6) but a shoulder injury forced him from the game in the third quarter . . . Replaced starter Trent Green at Philadelphia (10/11), and completed 7 of 16 passes for 73 yards...Started at Minnesota (10/18), and tossed for 117 yards on 10 of 26 passing . . . Did not play in the final nine games of the season.

1997 – Started all 13 games in which he played . . . Threw for a career-high 17 touchdown passes on the season . . . Engineered win vs. Arizona (9/14) in the first-ever game at Jack Kent Cooke Stadium, hitting on 19 of 36 for 265 yards, including a 40-yard TD to Michael Westbrook . . . Threw for three TDs vs. Jacksonville (9/28) to hand Jaguars first loss of the season . . . Had a two-TD day at Chicago (11/2) in Washington win . . . Played the entire fourth quarter vs. St. Louis (11/30) with an injured hip, which later was discovered to be fractured, and led the game-tying drive with under 2:00 to play in a game the Rams won, 23-20 . . . Was placed on injured reserve on December 2 with the injury and spent the final three regular season games there.

1996 – Started all 16 games and led the Redskins to a record of 9-7 . . . Four of the Redskins' seven losses came by three points or less, including two in overtime as Washington missed out on the playoffs on tiebreakers . . . Compiled career-high figures of 270 completions, 470 attempts and 3,453 yards as he earned the only Pro Bowl berth of his career. . . Put together an interception rate of just 2.3 percent, the second-best figure in the NFL in '96 . . . Amassed a season-best passer rating of 122.7 in 31-16 Sunday night victory vs. N.Y. Jets (9/29) as he connected on 15 of 22 for 257 yards with a TD and no INTs . . . In addition to tossing a season-long 52-yard TD strike to Leslie Shepherd in the contest, it marked the first of three games on the year in which he had a passer rating of 100.0 or higher . . . Closed out the year with a season-high 346 yards passing on 22 of 31 as Washington recorded a 37-10 victory over Dallas (12/22) . . . Had a 53-yard scoring strike to Cris Carter in the Pro Bowl.

1995 – Started 11 of the 16 games in which he appeared . . . Put together a season-best 135.3 passer rating in opener vs. Arizona (9/3) when he replaced starter Heath Shuler and completed 9 of 15 for 157 yards with two TDs and no INTs in a 27-7 win . . . In the Cardinals game, had a 73-yard scoring pass to Leslie Shepherd, the second-longest completion of his career . . . Went on to start 10 straight games (2-11) . . . Threw two or more touchdown passes in five of his first seven games of the year, including a season-best three at Denver (9/17).

1994 – Played in five games, including four starts, during his rookie season . . . First action of NFL career came when he started game at Indianapolis (10/23) in place of an injured Heath Shuler (ankle) . . . Went on to complete 17 of 32 passes for 226 yards with two touchdowns, no interceptions and a passer rating of 96.6 in the Redskins' 41-27 win . . . Was named NFC Offensive Player of the Week for his performance . . . In start the following week vs. Philadelphia (10/30), tossed three TDs for the first time in his career, a personal-high that

COLLEGE

stood until the 2000 season.

Was a four-year letterman (1990-93) who finished career at Tulsa as the school's second all-time passer behind T.J. Rubley, a teammate from 1991-92...Threw for 5,480 yards and 32 touchdowns on 432 of 860 passing . . . His 2,871 yards as a senior were the most by a Tulsa QB in 28 years . . . Added 21 TD passes as a senior . . . Threw for six TDs vs. East Carolina in 1993 and topped the 300-yard mark six times in his career . . . Handled punting duties for the team as a sophomore and averaged 35.5 yards per punt . . . Started eight games as a redshirt freshman in 1990 after Rubley was injured, and made the initial start of his collegiate

PERSONAL

career at Oklahoma . . . Majored in recreation.

Married to Ann with a daughter, Abigaile, and sons, Gunnar and Gabriel . . . Attended Ford City High in Ford City, Pa . . . Led football team to the district title game for first time in school history . . . Was a four-time letterman in baseball and three-time honoree in football and basketball . . . For his final semester of college, served as a corporate fitness consultant for the Pittsburgh Pirates . . . On the golf course, has accounted for a pair of hole-in-ones, once when he was in high school and the second at a course in Coeur d'Alene, Idaho in 1997 . . . Cousin, Mitch Frerotte, played guard at Penn State and went on to have a four-year career in

GUS FREROTTE'S NFL REGULAR SEASON STATISTICS

YEAR	TEAM	G-S	ATT.	COMP.	YDS.	PCT.	TD	INT.	LG	TKLD.	RATE
1994	Washington	5-4	100	46	600	46.0	5	5	51	3/18	61.3
1995	Washington	16-11	396	199	2751	50.3	13	13	73t	23/192	70.2
1996	Washington	16-16	470	270	3453	57.4	12	11	52t	22/134	79.3
1997	Washington	13-13	402	204	2682	50.4	17	12	42	23/146	73.8
1998	Washington	3-2	54	25	283	46.3	1	3	22	12/61	45.5
1999	Detroit	9-6	288	175	2117	60.8	9	7	77t	28/202	83.6
2000	Denver	10-6	232	138	1776	59.5	9	8	44	12/77	82.1
2001	Denver	4-1	48	30	308	62.5	3	0	26t	3/21	101.7
2002	Cincinnati	4-3	85	44	437	51.8	1	5	51	10/74	46.1
2003	Minnesota	16-2	65	38	690	58.5	7	2	72t	5/22	118.1
2004	Minnesota	16-0	1	0	0	0.0	0	0	0	0/0	39.6
11-YEAR TOTALS		112-64	2141	1169	15097	54.6	77	66	77t	41/947	76.1

GUS FREROTTE'S NFL PLAYOFF STATISTICS

YEAR	TEAM	G-S	ATT.	COMP.	YDS.	PCT.	TD	INT.	LG	TKLD.	RATE
1999	Detroit	1-1	46	21	251	45.7	1	2	58	5/38	52.0
2000	Denver	1-1	28	13	124	46.4	0	1	24	4/34	44.3
2004	Minnesota	2-0	1	0	0	0.0	0	0	0	0/0	39.6
PLAYOFF TOTALS		4-2	75	34	375	45.3	1	3	58	9/72	48.5

ADDITIONAL STATS

Rushing: 4 for 1 yard, long of 2 in 1994; 22 for 16 yards, long of 10, 1 TD in 1995; 28 for 16 yards, long of 17 in 1996; 25 for 65 yards, long of 26, 2 TDs in 1997; 3 for 20 yards, long of 20 in 1998; 15 for 33 yards, long of 8 in 1999; 22 for 64 yards, long of 13t, 1 TD in 2000; 10 for 9 yards, long of 4t, 1 TD in 2001; 4 for 22 yards, long of 9 in 2002; 12 for minus-2 yards, long of 4 in 2003 for total of 145 for 244 yards, long of 26, 5 TDs (P-3 for 15 yards, long of 9)

SINGLE-GAME HIGHS

Pass Attempts:	58	vs. San Diego, 11/19/00
	47	at Cleveland, 9/15/02
	45	at Philadelphia, 10/8/95
Pass Completions:	36	vs. San Diego, 11/19/00
	29	vs. Chicago, 11/25/99
	26	at Cleveland, 9/15/02
Yards Passing:	462	vs. San Diego, 11/19/00
	375	at Arizona, 11/14/99
	346	vs. Dallas, 12/22/96
	345	vs. N.Y. Giants, 10/29/95
	309	vs. Chicago, 11/25/99
TD Passes:	5	vs. San Diego, 11/19/00
	4	vs. San Francisco, 9/28/03
	3,	three times (last: vs. Jacksonville, 9/28/97)
Interceptions:	4	vs. N.Y. Giants, 10/29/95
	4	vs. San Diego, 11/19/00
Completion Percentage:	76.0	vs. San Francisco, 9/28/03
	75.0	vs. St. Louis, 11/7/99
	72.7	at Kansas City, 12/16/01
	57.6	at Dallas, 12/21/02
Passer Rating:	157.2	vs. San Francisco, 9/28/03
	156.3	vs. St. Louis, 11/7/99
	135.3	vs. Arizona, 9/3/95
	77t	at Arizona, 11/14/99
Long Passes:	73t	vs. Arizona, 9/3/95
	72t	at Detroit, 9/21/03
	72	at Detroit, 9/21/03

Rush Attempts: 66 vs. Washington, 12/5/99
Rushing Yards: 6 at Seattle, 11/26/00
Long Run: 32 at Tennessee, 10/19/97
26 at Tennessee, 10/19/97

1994 GAME-BY-GAME STATISTICS (Washington)

DATE	OPPONENT	P/S	PASSING								RUSHING				W/L	SCORE
			ATT	CMP	YDS	PCT	TD	INT	LG	TKLD	ATT	YDS	LG	TD		
10/23	at Indianapolis	S	32	17	226	53.1	2	0	51	0/0	3	1	-	0	W	41-27
10/30	PHILADELPHIA	S	30	13	189	43.3	3	2	28	1/8	0	0	-	0	L	29-31
11/6	SAN FRANCISCO	S	32	15	167	46.8	0	2	23	2/10	1	0	-	0	L	22-37
11/20	at Dallas	S	6	1	18	16.6	0	1	18	0/0	0	0	-	0	L	7-31
1994 TOTALS			5-4	100	46	600	46.0	5	5	51	3/18	4	1	2	0	3-13

1995 GAME-BY-GAME STATISTICS (Washington)

DATE	OPPONENT	P/S	PASSING								RUSHING				W/L	SCORE
			ATT	CMP	YDS	PCT	TD	INT	LG	TKLD	ATT	YDS	LG	TD		
9/3	ARIZONA	P	15	9	157	60.0	2	0	73t	0/0	3	-4	-	0	W	27-7
9/10	OAKLAND	S	34	20	272	58.8	0	1	42	2/12	2	1	-	0	L	8-20
9/17	at Denver	S	26	16	233	61.5	3	1	45	1/8	0	0	-	0	L	31-38
9/24	at Tampa Bay	S	40	21	230	52.5	0	1	29	3/14	2	2	-	0	L	6-14
10/1	DALLAS	S	24	13	192	54.2	2	1	41	1/9	1	-2	-	0	W	27-23
10/8	at Philadelphia	S	45	22	252	48.9	2	1	40t	3/26	4	4	-	1	L	34-37
10/15	at Arizona	S	29	15	242	51.7	2	1	46t	2/25	1	0	-	0	L	20-24
10/22	DETROIT	S	39	21	245	53.8	1	0	24	1/6	1	9	-	0	W	36-30
10/29	N.Y. GIANTS	S	44	22	345	50.0	0	4	45	4/39	2	13	-	0	L	15-24
11/5	at Kansas City	S	34	11	140	32.3	0	0	30	2/18	0	0	-	0	L	3-24
11/19	SEATTLE	S	32	14	200	43.8	1	2	47	1/7	2	1	-	0	L	20-27
12/17	at St. Louis	S	10	5	58	50.0	0	1	21	1/9	2	-2	-	0	W	35-23
12/24	CAROLINA	P	24	10	185	41.7	0	0	59	2/19	2	-6	-	0	W	20-17
1995 TOTALS			16-11	396	199	2751	50.3	13	13	73t 23/192	22	16	10	1	6-10	

1996 GAME-BY-GAME STATISTICS (Washington)

DATE	OPPONENT	P/S	PASSING								RUSHING				W/L	SCORE
			ATT	CMP	YDS	PCT	TD	INT	LG	TKLD	ATT	YDS	LG	TD		
9/1	PHILADELPHIA	S	25	12	119	48.0	0	0	21	3/26	0	0	-	0	L	14-17
9/8	CHICAGO	S	29	18	177	62.1	0	0	20	1/9	3	-2	-	0	W	10-3
9/15	at N.Y. Giants	S	23	15	197	65.2	1	1	30t	2/5	2	-6	-	0	W	31-10
9/22	at St. Louis	S	23	12	151	52.2	1	2	22	0/0	5	-1	-	0	W	17-10
9/29	N.Y. JETS	S	22	15	257	68.2	1	0	52t	0/0	1	-3	-	0	W	31-16
10/13	at New England	S	33	18	280	54.5	1	0	40	1/4	1	-1	-	0	W	27-22
10/20	N.Y. GIANTS	S	24	14	207	58.3	1	0	48	0/0	4	-2	-	0	W	31-21
10/27	INDIANAPOLIS	S	25	18	178	72.0	1	1	29	1/5	3	1	-	0	W	31-16
11/3	at Buffalo	S	28	13	171	46.4	0	0	27	1/12	1	0	-	0	L	13-38
11/10	ARIZONA	S	36	18	212	50.0	1	1	19	0/0	1	17	-	0	L	34-37
11/17	at Philadelphia	S	33	18	212	54.5	2	1	24	2/7	3	-2	-	0	W	26-21
11/24	SAN FRANCISCO	S	26	18	294	69.2	1	0	46	2/12	0	0	-	0	L	16-19
11/28	at Dallas	S	33	17	175	51.5	1	2	34	2/12	1	0	-	0	L	10-21
12/8	at Tampa Bay	S	39	20	219	51.2	1	2	26	2/13	0	0	-	0	L	10-24
12/15	at Arizona	S	40	22	258	55.0	0	0	22	2/9	2	13	-	0	L	26-27
12/22	DALLAS	S	31	22	346	71.0	0	1	51	3/20	1	2	-	0	W	37-10
1996 TOTALS			16-16	470	270	3453	57.4	12	11	52t 22/134	28	16	17	0	9-7	

1997 GAME-BY-GAME STATISTICS (Washington)

DATE	OPPONENT	P/S	PASSING								RUSHING				W/L	SCORE
			ATT	CMP	YDS	PCT	TD	INT	LG	TKLD	ATT	YDS	LG	TD		
8/31	at Carolina	S	27	10	147	37.0	1	0	43	2/19	2	-2	-	0	W	24-10
9/7	at Pittsburgh	S	35	19	270	54.3	0	3	36	0/0	0	0	-	0	L	13-14
9/14	ARIZONA	S	36	19	265	52.8	2	1	40t	2/13	3	9	-	0	W	19-13
9/28	JACKSONVILLE	S	24	16	244	66.7	3	1	52	4/21	2	0	-	0	W	24-13
10/5	at Philadelphia	S	37	16	216	43.2	1	1	52	2/18	0	0	-	0	L	10-24
10/13	DALLAS	S	23	12	155	52.2	1	0	48	3/16	3	-1	-	0	W	21-16
10/19	at Tennessee	S	31	16	228	51.6	2	3	37	1/8	2	32	-	0	L	14-28
10/26	BALTIMORE	S	33	17	199	51.5	2	1	23	3/17	1	0	-	0	L	17-20
11/2	at Chicago	S	20	14	192	70.0	2	0	39t	1/7	2	1	-	1	W	31-8

11/9 DETROIT S 41 20 247 48.8 2 0 33 0/0 4 2 - 0 W 30-7

1997 GAME-BY-GAME STATISTICS (Washington)

		PASSING									RUSHING					
DATE	OPPONENT	P/S	ATT	CMP	YDS	PCT	TD	INT	LG	TKLD	ATT	YDS	LG	TD	W/L	SCORE
11/16	at Dallas	S	31	16	157	51.6	1	0	24t	1/2	0	0	-	0	L	14-17
11/23	N.Y. GIANTS	S	19	9	104	47.4	0	0	28	1/7	2	2	-	1	T	7-7
11/30	ST. LOUIS	S	45	20	258	44.4	0	2	39t	3/18	3	20	-	0	L	20-23
1997 TOTALS			13-13	402	204	2682	50.7	17	12	52	23/146	25	65	26	2	8-7-1

1998 GAME-BY-GAME STATISTICS (Washington)

DATE	OPPONENT	P/S	PASSING								RUSHING				W/L	SCORE
			ATT	CMP	YDS	PCT	TD	INT	LG	TKLD	ATT	YDS	LG	TD		
9/6	at N.Y. Giants	S	12	8	93	66.7	1	2	17t	5/26	1	-1	-	0	L	24-31
10/11	at Philadelphia	P	16	7	73	43.7	0	0	20	2/13	1	20	-	0	L	12-17
10/18	at Minnesota	S	26	10	117	38.5	0	1	22	5/22	1	1	-	0	L	7-41
1998 TOTALS			3-2	54	25	283	46.3	1	3	22	12/61	3	20	20	0	6-10

1999 GAME-BY-GAME STATISTICS (Detroit)

		PASSING										RUSHING						
DATE	OPPONENT	P/S	ATT	CMP	YDS	PCT	TD	INT	LG	TKLD	ATT	YDS	LG	TD	W/L	SCORE		
10/17	MINNESOTA	P	24	15	140	62.5	0	0	22	3/20	1	4	-	0	W	25-23		
11/7	ST. LOUIS	P	16	12	209	75.0	2	0	57	4/34	5	8	-	0	W	31-27		
11/14	at Arizona	S	39	24	375	61.5	2	0	77t	5/44	0	0	-	0	L	19-23		
11/21	at Green Bay	S	39	20	225	51.3	1	2	25	0/0	1	7	-	0	L	17-26		
11/25	CHICAGO	S	42	29	309	69.0	2	0	45t	2/16	4	5	-	0	W	21-17		
12/5	WASHINGTON	S	32	21	280	65.6	1	0	66	5/19	1	1	-	0	W	33-17		
12/12	at Tampa Bay	S	44	23	241	52.3	0	3	21	4/31	2	4	-	0	L	16-23		
12/19	at Chicago	S	30	17	158	56.7	0	3	21	1/3	1	4	-	0	L	10-28		
1/2/00	at Minnesota	P	22	14	180	63.6	1	1	36t	4/35	0	0	-	0	L	17-24		
1999 TOTALS		9-6	288	175	2117	60.8	9	7	77t	28/202	15	33	8	0	8-8			
PLAYOFF TOTALS		1-1	46	21	251	45.7	1	2	58	5/38	2	16	9	0	L	13-27		

2000 GAME-BY-GAME STATISTICS (Denver)

			PASSING								RUSHING					
DATE	OPPONENT	P/S	ATT	CMP	YDS	PCT	TD	INT	LG	TKLD	ATT	YDS	LG	TD	W/L	SCORE
9/24	KANSAS CITY	S	31	18	208	58.1	0	1	25	1/11	2	19	-	0	L	22-23
10/15	CLEVELAND	P	6	3	17	50.0	0	0	9	0/0	1	-1	-	0	W	44-10
11/13	OAKLAND	P	2	1	4	50.0	0	0	4	0/0	0	0	-	0	W	27-24
11/19	SAN DIEGO	S	58	36	462	62.1	5	4	40	3/19	3	-4	-	0	W	38-37
11/26	at Seattle	S	31	15	244	48.4	1	2	43t	1/7	6	23	-	0	W	38-31
12/3	at New Orleans	S	16	11	201	68.8	1	0	44	1/1	2	0	-	0	W	38-23
12/10	SEATTLE	S	25	14	201	56.0	1	1	41	1/19	3	0	-	0	W	31-24
12/17	at Kansas City	S	34	22	234	64.7	0	0	34	2/9	2	4	-	0	L	7-20
12/23	SAN FRANCISCO	P	29	18	205	62.1	1	0	25t	3/11	3	23	-	1	W	38-9
2000 TOTALS		10-6	232	138	1776	59.5	9	8	44	12/77	22	64	13t	1	11-5	
PLAYOFF TOTALS		1-1	28	13	124	46.4	0	1	24	4/34	1	-1	-1	0	L	3-21

2001 GAME-BY-GAME STATISTICS (Denver)

DATE	OPPONENT	P/S	PASSING								RUSHING				W/L	SCORE
			ATT	CMP	YDS	PCT	TD	INT	LG	TKLD	ATT	YDS	LG	TD		
9/23	at Arizona	P	0	0	0	0.0	0	0	-	0/0	4	-1	-	0	W	38-17
11/5	at Oakland	P	6	4	50	66.7	1	0	26t	0/0	0	0	-	0	L	28-38
12/9	SEATTLE	P	20	10	77	50.0	1	0	12	2/14	2	-2	-	0	W	20-7
12/16	at Kansas City	S	22	16	181	72.7	1	0	25	1/7	4	12	-	1	L	23-26
2001 TOTALS			4-1	48	30	308	62.5	3	0	26t	3/21	10	9	4t	1	8-8

2002 GAME-BY-GAME STATISTICS (Cincinnati)

DATE	OPPONENT	P/S	PASSING								RUSHING				W/L	SCORE
			ATT	CMP	YDS	PCT	TD	INT	LG	TKLD	ATT	YDS	LG	TD		
9/8	SAN DIEGO	S	31	18	198	58.1	0	1	51	4/31	2	14	-	0	L	6-34
9/15	at Cleveland	S	47	26	239	55.3	1	3	22t	5/38	2	8	-	0	L	7-20
9/22	at Atlanta	S	7	0	0	0.0	0	1	0	1/5	0	0	-	0	L	3-30


11/24	at Pittsburgh	P	0	0	0	0.0	0	0	0	0/0	0	0	-	0	L	21-29
2002 TOTALS			4-3	85	44	437	51.8	1	5	51	10/74	4	22	9	0	2-14
2003 GAME-BY-GAME STATISTICS (Minnesota)																
PASSING											RUSHING					
DATE	OPPONENT	P/S	ATT	CMP	YDS	PCT	TD	INT	LG	TKLD	ATT	YDS	LG	TD	W/L	SCORE
9/21	at Detroit	P	19	8	184	42.1	1	1	72t	1/1	4	1	-	0	W	23-13
9/28	SAN FRANCISCO	S	21	16	267	76.0	4	0	59t	2/15	3	-4	-	0	W	35-7
10/5	at Atlanta	S	24	14	239	58.3	2	1	52	2/6	3	3	-	0	W	39-26
11/30	at St. Louis	P	1	0	0	0.0	0	0	0	0/0	2	-2	-	0	L	17-48
2003 TOTALS			16-2	65	38	690	58.5	7	2	72t	5/22	12	-2	4	0	9-7

2004 GAME-BY-GAME STATISTICS (Minnesota)																
PASSING											RUSHING					

2004										CAREER							
	G	ATT	CMP	YDS	PCT	TD	INT	LG		G	ATT	CMP	YDS	PCT	TD	INT	LG
Buffalo	-	-	-	-	-	-	-	-		1	28	13	171	46.4	0	0	27
Miami	-	-	-	-	-	-	-	-		-	-	-	-	-	-	-	-
New England	-	-	-	-	-	-	-	-		1	33	18	280	54.5	2	0	40
N.Y. Jets	-	-	-	-	-	-	-	-		1	22	15	257	68.2	1	0	52
AFC East	-	-	-	-	-	-	-	-		3	83	46	708	55.4	3	0	52
Baltimore	-	-	-	-	-	-	-	-		1	33	17	199	51.5	2	1	23
Cincinnati	-	-	-	-	-	-	-	-		-	-	-	-	-	-	-	-
Cleveland	-	-	-	-	-	-	-	-		2	53	29	256	54.7	1	3	22
Pittsburgh	-	-	-	-	-	-	-	-		2	35	19	270	54.3	0	3	35
AFC Central	-	-	-	-	-	-	-	-		5	121	65	725	53.7	3	7	35
Houston	1	0	0	0	-	0	0	-		1	0	0	0	-	0	0	-
Indianapolis	1	0	0	0	-	0	0	-		3	57	35	404	61.4	3	1	51
Jacksonville	1	0	0	0	-	0	0	-		2	24	16	244	66.7	3	1	52
Tennessee	1	0	0	0	-	0	0	-		2	31	16	228	51.6	2	3	37
AFC South	4	0	0	0	-	0	0	-		8	112	67	876	59.8	8	5	52
Denver	-	-	-	-	-	-	-	-		2	26	16	233	61.5	3	1	45
Kansas City	-	-	-	-	-	-	-	-		5	121	67	763	55.4	1	1	34
Oakland	-	-	-	-	-	-	-	-		4	42	25	326	59.5	1	1	42
San Diego	-	-	-	-	-	-	-	-		3	89	54	660	60.7	5	5	51
AFC West	-	-	-	-	-	-	-	-		14	278	162	1982	58.3	10	8	51
AFC Total	4	0	0	0	-	0	0	-		30	594	340	4291	57.2	24	20	52
Dallas	1	0	0	0	-	0	0	-		8	148	81	1043	54.7	5	5	51
N.Y. Giants	1	0	0	0	-	0	0	-		8	122	68	946	55.7	2	8	48
Philadelphia	1	0	0	0	-	0	0	-		8	186	88	1061	47.3	8	5	47
Washington	1	0	0	0	-	0	0	-		2	32	21	280	65.6	1	0	66
NFC East	4	0	0	0	-	0	0	-		26	488	258	3330	54.0	16	18	66
Chicago	2	1	0	0	0.0	0	0	-		8	122	78	836	63.9	4	3	45
Detroit	2	0	0	0	-	0	0	-		6	99	49	676	49.5	3	1	72
Green Bay	2	0	0	0	-	0	0	-		5	39	20	225	51.3	1	2	25
Minnesota	-	-	-	-	-	-	-	-		3	72	39	437	54.2	1	2	36
NFC Central	6	1	0	0	0.0	0	0	-		22	332	186	2174	56.0	9	8	72
Atlanta	-	-	-	-	-	-	-	-		4	31	14	239	45.2	2	2	52
Carolina	-	-	-	-	-	-	-	-		2	51	20	332	39.2	1	0	59
New Orleans	1	0	0	0	-	0	0	-		2	16	11	201	68.8	1	0	44
Tampa Bay	-	-	-	-	-	-	-	-		3	123	64	690	52.0	1	3	48
NFC South	1	0	0	0	-	0	0	-		11	221	109	1462	49.3	5	5	59
Arizona	-	-	-	-	-	-	-	-		8	195	107	1509	54.9	9	3	77
St. Louis	-	-	-	-	-	-	-	-		5	95	49	676	51.6	4	5	57
San Francisco	-	-	-	-	-	-	-	-		4	108	67	933	62.0	6	2	59
Seattle	1	0	0	0	-	0	0	-		6	108	53	722	49.1	4	5	47
NFC West	1	0	0	0	-	0	0	-		23	506	276	3840	54.5	23	15	77
NFC Total	12	1	0	0	0.0	0	0	-		82	1537	829	10806	53.9	53	46	77
Home	8	1	0	0	0.0	0	0	-		55	1051	596	7791	56.7	40	28	77
Road	8	0	0	0	-	0	0	-		57	1090	573	7306	52.6	37	38	72
1st Down	16	0	0	0	-	0	0	-		112	797	438	6143	55.0	23	25	-
2nd Down	16	0	0	0	-	0	0	-		112	682	370	4317	54.3	22	16	-
3rd Down	16	0	0	0	-	0	0	-		112	631	343	4364	54.4	27	24	-
4th Down	16	1	0	0	0.0	0	0	-		112	31	18	273	58.1	5	1	-

GUS FREROTTE'S PASSING BREAKDOWN


	2004									CAREER								
	G	ATT	CMP	YDS	PCT	TD	INT	LG		G	ATT	CMP	YDS	PCT	TD	INT	LG	
1st Half	16	1	0	0	0.0	0	0	-		112	1042	577	7454	55.4	36	34	-	
2nd Half/OT	16	0	0	0	0	-	0	0	-	112	1099	592	7643	53.9	41	32	-	
Grass	11	1	0	0	0.0	0	0	-		65	1495	818	10458	54.7	50	44	-	
Turf	5	0	0	0	0	-	0	0	-	47	646	351	4639	54.3	27	22	-	
Aug./Sept.	3	1	0	0	0.0	0	0	-		28	528	296	3908	56.1	21	20	73	
October	4	0	0	0	-	0	0	-		25	545	283	3740	51.9	23	18	52	
November	4	0	0	0	-	0	0	-		33	650	345	4425	53.1	25	19	77	
December	5	0	0	0	0	-	0	0	-	26	418	245	3024	58.6	8	9	66	
Games 1-8	8	1	0	0	0.0	0	0	-		57	1095	595	7907	54.3	47	38	-	
Games 9-16	8	0	0	0	-	0	0	-		55	1046	574	7190	54.9	30	28	-	
Wins	8	1	0	0	0.0	0	0	-		53	924	539	7357	58.3	47	20	-	
Losses	8	0	0	0	-	0	0	-		58	1198	621	7636	51.8	30	46	-	
Ties	-	-	-	-	-	-	-	-		1	19	9	104	47.4	0	0	-	



Bryan Gilmore

Wide Receiver • 82

Height/Weight.....6-0, 193
Born7/21/78
CollegeMidwestern State '00
AcquiredW (Ariz.), 2004
Signed Through2005
NFLFourth Season
DolphinsSecond Season



P R O C A R E E R

CAREER TRANSACTIONS: Was waived by Arizona on August 23, 2004 and then claimed by the Dolphins on August 24 . . . Originally went to camp with Arizona as an undrafted college free agent in 2000 . . . Was waived on August 27, 2000 and the signed to the practice squad on August 28, 2000 . . . Was activated to the 53-man roster on December 15, 2000 . . . Was waived by the Cardinals on September 2, 2001 and then signed to the practice squad on September 3 . . . Was activated to the 53-man roster on November 29, 2001.

F I N S F A C T

Bryan has plans of opening a workout facility geared for athletes of all ages in Houston, Texas. It would be a place where they could go and work on various aspects of their training. He feels as though doing this would enable him to combine two of his greatest passions. "I enjoy working with kids and I enjoy training people and teaching them how to run," Bryan said. "It's what I like to do."

2004 – Was awarded off waivers by the Dolphins from Arizona on August 24 . . . Played in all 16 games, including two starts . . . Had 15 receptions for 206 yards and a touchdown . . . Also returned five kickoffs for a 22.8-yard average with a long of 53 . . . Added 11 tackles on special teams, which ranked fourth on the squad . . . Started vs. N.Y. Jets (10/3) in place of an injured Chris Chambers (knee) and had three receptions for a team- and career-high 57 yards, including a career-long 37-yard catch . . . Three catches also tied his personal single-game best . . . Went 53 yards on a kickoff after taking a reverse from Wes Welker vs. St. Louis (10/24) . . . Had three catches for 44 yards, including a 27-yard TD reception from A.J. Feeley, vs. Buffalo (12/5) . . . Started the finale at Baltimore (1/2/05) in place of an injured Marty Booker (ankle) and came up with three receptions for 47 yards, while tying a career-long with a 37-yard grab.

2003 – Started ten of the 14 games in which he played . . . Was inactive for two games . . . Caught 17 passes for 208 yards and two touchdowns . . . Accounted for his first NFL touchdown on a 24-yard pass from Jeff Blake at Dallas (10/5) . . . Had a 14-yard scoring catch from Blake vs. Baltimore (10/12) . . . Had a season-best three receptions for 50 yards vs. St. Louis (11/23).

2002 – Played in the first seven games of the season, all in a reserve role . . . Caught one pass for 14 yards, which came vs. N.Y. Giants (9/29) . . . Sustained a fractured ankle at San Francisco (10/27) . . . Was placed on injured reserve on October 29, and spent the remainder of the year there.

2001 – Went to camp with Arizona . . . Was waived on September 2 and then signed to the practice squad on September 3 . . . Was activated to the 53-man roster on November 29 . . . Dressed but did not play in one game and was inactive for two before playing in each of the final three games of the year . . . Played with Barcelona of the NFL Europe League in the spring of 2001 when he caught 30 passes for 403 yards and five touchdowns.

2000 – Went to camp with Arizona as an undrafted college free agent . . . Was released on August 27 and then signed to the practice squad a day later . . . Spent the first 14 games of the season there before being activated on December 15 . . . Played in one game, dressed but did not play in another . . . Made NFL debut vs. Baltimore (12/17).

COLLEGE

Was a four year starter at Midwestern State (1996-99), during which time he caught 155 passes for 2,722 yards and 18 touchdowns and is the school's all-time leading receiver . . . Also returned 49 kickoffs for an average of 21.5 yards per return . . . Owns 13 school records . . . Was a two-time All-West Region NCAA Division II selection . . . As a senior, hauled in 43 passes for 846 yards and five scores . . . Majored in business administration.

PERSONAL

Married to LaShanna with a son, Bryan II, and a daughter, Princess . . . Was an all-district prep receiver at Lufkin (Texas) High School . . . Born July 21, 1978 in Lufkin, Texas.

BRYAN GILMORE'S NFL REGULAR SEASON STATISTICS

YEAR	TEAM	G-S	NO.	RECEIVING				ATT.	RUSHING			
				YDS.	AVG.	LG	TD		YDS.	LG	TD	
2000	Arizona	1-0	0	0	0.0	-	0	0	0	-	0	
2001	Arizona	2-0	0	0	0.0	-	0	0	0	-	0	
2002	Arizona	7-0	1	14	14.0	14	0	0	0	-	0	
2003	Arizona	14-10	17	208	12.2	32	2	1	0	0	0	
2004	Miami	16-2	15	206	13.7	37	1	0	0	-	0	

ADDITIONAL STATS

Rushing: 1 for 0 yards in 2003

Kickoff Returns: 5 for 114 yards, 22.8 avg., long of 53 in 2004

Punt Returns: 0 for 11 yards in 2004.

Special Teams Tackles: (Arizona) 1 in 2002, 1 in 2003, (Miami) 11 in 2004 for total of 13.

SINGLE-GAME HIGHS

Most Receptions: 3, four times (last: at Baltimore, 1/2/05)

Most Receiving Yards: 57 vs. N.Y. Jets, 10/3/04

Most TD Receptions: 1, three times (last: vs. Buffalo, 12/5/04)

Long Receptions: 37 vs. N.Y. Jets, 10/3/04

2002 GAME-BY-GAME STATISTICS (Arizona)

DATE	OPPONENT	P/S	RECEIVING				RUSHING				W/L	SCORE
			NO.	YDS.	LG	TD	ATT.	YDS.	LG	TD		
9/29	N.Y. GIANTS	P	1	14	14	0	0	0	0	0	W	21-7
2002 TOTALS			1-0	1	14	14	0	0	0	0	5-11	

2003 GAME-BY-GAME STATISTICS (Arizona)

DATE	OPPONENT	P/S	RECEIVING				RUSHING				W/L SCORE	
			NO.	YDS.	LG	TD	ATT.	YDS.	LG	TD		
9/7	at Detroit	S	2	12	6	0	0	0	0	0	L	24-42
9/14	SEATTLE		INACTIVE								L	0-38
9/21	GREEN BAY		INACTIVE								W	20-13
9/28	at St. Louis	P	0	0	0	0	0	0	0	0	L	13-37
10/5	at Dallas	P	2	30	24t	1	0	0	0	0	L	7-24
10/12	BALTIMORE	S	1	14	14t	1	0	0	0	0	L	18-26
10/26	SAN FRANCISCO	S	2	18	10	0	1	0	0	0	W	16-13
11/2	CINCINNATI	S	2	40	21	0	0	0	0	0	W	17-14
11/9	at Pittsburgh	S	0	0	0	0	0	0	0	0	L	15-28
11/16	at Cleveland	S	1	9	9	0	0	0	0	0	L	6-44
11/23	ST. LOUIS	S	3	50	32	0	0	0	0	0	L	27-30
11/30	at Chicago	S	1	3	3	0	0	0	0	0	L	3-28
12/7	at San Francisco	S	0	0	0	0	0	0	0	0	L	14-50
12/14	CAROLINA	S	2	24	15	0	0	0	0	0	L	17-20
12/21	at Seattle	P	1	8	8	0	0	0	0	0	L	10-28
12/29	MINNESOTA	P	0	0	0	0	0	0	0	0	W	18-17
2003 TOTALS			14-10	17	208	32	2	1	0	0	4-12	

2004 GAME-BY-GAME STATISTICS (Miami)

DATE	OPPONENT	P/S	RECEIVING				RUSHING				W/L SCORE	
			NO.	YDS.	LG	TD	ATT.	YDS.	LG	TD		
9/11	TENNESSEE	P	0	0	0	0	0	0	0	0	L	7-17
9/19	at Cincinnati	P	0	0	0	0	0	0	0	0	L	13-16
9/26	PITTSBURGH	P	0	0	0	0	0	0	0	0	L	3-13
10/3	N.Y. JETS	S	3	57	37	0	0	0	0	0	L	9-17
10/10	at New England	P	1	11	11	0	0	0	0	0	L	10-24
10/17	at Buffalo	P	0	0	0	0	0	0	0	0	L	13-20
10/24	ST. LOUIS	P	0	0	0	0	0	0	0	0	W	31-14
11/1	at N.Y. Jets	P	1	3	3	0	0	0	0	0	L	14-41
11/7	ARIZONA	P	1	7	7	0	0	0	0	0	L	23-24
11/21	at Seattle	P	0	0	0	0	0	0	0	0	L	17-24
11/28	at San Francisco	P	0	0	0	0	0	0	0	0	W	24-17
12/5	BUFFALO	P	3	44	27t	1	0	0	0	0	L	32-42
12/12	at Denver	P	0	0	0	0	0	0	0	0	L	17-20
12/20	NEW ENGLAND	P	2	24	15	0	0	0	0	0	W	29-28
12/26	CLEVELAND	P	1	13	13	0	0	0	0	0	W	10-7
1/2/05	at Baltimore	S	3	47	37	0	0	0	0	0	L	23-30

BRYAN GILMORE'S RECEIVING BREAKDOWN


	2004						CAREER					
	G	NO	YDS	AVG	LG	TD	G	NO	YDS	AVG	LG	TD
Buffalo	2	3	44	14.7	27	1	2	3	44	14.7	27	1
Miami	-	-	-	-	-	-	-	-	-	-	-	-
New England	2	3	35	11.7	15	0	2	3	35	11.7	15	0
N.Y. Jets	2	4	60	15.0	37	0	2	4	60	15.0	37	0
AFC East	6	10	139	13.9	37	1	6	10	139	13.9	37	1
Baltimore	1	3	47	15.7	37	0	3	4	61	15.3	37	1
Cincinnati	1	0	0	0.0	0	0	2	2	40	20.0	21	0
Cleveland	1	1	13	13.0	13	0	2	2	22	11.0	13	0
Pittsburgh	1	0	0	0.0	0	0	2	0	0	0.0	0	0
AFC Central	4	4	60	15.0	37	0	9	8	123	15.4	37	1
Houston	-	-	-	-	-	-	-	-	-	-	-	-
Indianapolis	-	-	-	-	-	-	-	-	-	-	-	-
Jacksonville	-	-	-	-	-	-	-	-	-	-	-	-
Tennessee	1	0	0	0.0	0	0	1	0	0	0.0	0	0
AFC South	1	0	0	0.0	0	0	1	0	0	0.0	0	0

BRYAN GILMORE'S RECEIVING BREAKDOWN

	2004						CAREER					
	G	NO	YDS	AVG	LG	TD	G	NO	YDS	AVG	LG	TD
Denver	1	0	0	0.0	0	0	1	0	0	0.0	0	0
Kansas City	-	-	-	-	-	-	-	-	-	-	-	-
Oakland	-	-	-	-	-	-	-	-	-	-	-	-
San Diego	-	-	-	-	-	-	1	0	0	0.0	0	0
AFC West	1	0	0	0.0	0	0	2	0	0	0.0	0	0
AFC Total	12	14	199	14.2	37	1	18	18	262	14.6	37	2
Dallas	-	-	-	-	-	-	3	2	30	15.0	24	1
N.Y. Giants	-	-	-	-	-	-	1	1	14	14.0	14	0
Philadelphia	-	-	-	-	-	-	-	-	-	-	-	-
Washington	-	-	-	-	-	-	1	0	0	0.0	0	0
NFC East	-	-	-	-	-	-	5	3	44	14.7	24	1
Chicago	-	-	-	-	-	-	1	1	3	3.0	3	0
Detroit	-	-	-	-	-	-	1	2	12	6.0	6	0
Green Bay	-	-	-	-	-	-	-	-	-	-	-	-
Minnesota	-	-	-	-	-	-	1	0	0	0.0	0	0
NFC Central	-	-	-	-	-	-	3	3	15	5.0	6	0
Atlanta	-	-	-	-	-	-	-	-	-	-	-	-
Carolina	-	-	-	-	-	-	3	2	24	12.0	15	0
New Orleans	-	-	-	-	-	-	-	-	-	-	-	-
Tampa Bay	-	-	-	-	-	-	-	-	-	-	-	-
NFC South	-	-	-	-	-	-	3	2	24	12.0	15	0
Arizona	1	1	7	7.0	7	0	1	1	7	7.0	7	0
St. Louis	1	0	0	0.0	0	0	3	3	50	16.7	32	0
San Francisco	1	0	0	0.0	0	0	4	2	18	9.0	10	0
Seattle	1	0	0	0.0	0	0	3	1	8	8.0	8	0
NFC West	4	1	7	7.0	7	0	11	7	83	11.9	32	0
NFC Total	4	1	7	7.0	7	0	22	15	166	11.1	32	1
Home	8	10	145	14.5	37	1	19	21	305	14.5	37	2
Road	8	5	61	12.2	37	0	21	12	123	10.3	37	1
1st Down	16	7	124	17.7	37	0	-	-	-	-	-	-
2nd Down	16	4	50	12.5	27	1	-	-	-	-	-	-
3rd Down	16	4	32	8.0	15	0	-	-	-	-	-	-
4th Down	16	0	0	0.0	0	0	-	-	-	-	-	-
1st Half	16	6	77	12.8	27	1	-	-	-	-	-	-
2nd Half	16	9	129	14.3	37	0	-	-	-	-	-	-
Overtime	-	-	-	-	-	-	-	-	-	-	-	-
Grass	11	11	156	14.2	37	1	30	24	328	13.7	37	2
Turf	5	4	50	12.5	37	0	10	9	100	11.1	37	1
Aug./Sept.	3	0	0	0.0	0	0	9	3	26	8.7	14	0
October	4	4	68	17.0	37	0	10	9	130	14.4	37	2
November	4	2	10	5.0	7	0	9	9	112	12.4	32	0
Dec./Jan.	5	9	128	14.2	37	1	12	12	160	13.3	37	1
Games 1-8	8	5	71	14.2	37	0	21	15	199	13.3	37	2
Games 9-16	8	10	135	13.5	37	1	19	18	229	12.7	37	1
Wins	4	3	37	12.3	15	0	13	8	109	13.6	33	0
Losses	12	12	169	14.1	37	1	27	25	319	12.8	37	3
Ties	-	-	-	-	-	-	-	-	-	-	-	-

DOLPHINS POST THREE PLAYOFF SHUTOUTS


The Miami Dolphins recorded a 31-0 win over the San Diego Chargers on January 10, 1993, in an AFC Divisional Playoff game. The Dolphins became just the fifth AFC team since the 1970 merger of the American and National Football Leagues to record a shutout in the playoffs. Amazingly, Miami has recorded three of the seven AFC playoff shutouts by having also earned a 14-0 win over the N.Y. Jets on January 23, 1983, and a 21-0 win over the Baltimore Colts on January 2, 1972. The only other AFC playoff shutouts were by the New York Jets (41-0 over the Indianapolis Colts on January 4, 2003), Oakland Raiders (27-0 over the Miami Dolphins on January 6, 2001), the San Diego Chargers (17-0 over the Kansas City Chiefs on January 2, 1993) and the Baltimore Colts (17-0 over the Cincinnati Bengals on December 26, 1970).



Lamar Gordon

Running Back • 30

Height/Weight.....6-1, 223
Born1/7/80
CollegeN. Dakota State '02
AcquiredT (StL.), 2004
Signed Through.....2005
NFLFourth Season
DolphinsSecond Season



PRO CAREER

CAREER TRANSACTIONS: Originally the first of two third-round draft choices (84th overall) of St. Louis in 2002 . . . Was acquired by the Dolphins in exchange for a 2005 third-round draft choice on September 9, 2004.

2004 – Played in three games, including two starts, in his first season with the Dolphins . . . Rushed for 65 yards on 34 carries and caught 13 passes for 74 yards . . . Made his Dolphins debut in opener vs. Tennessee (9/11), just two days after being traded . . . Responded with 32 yards rushing on 12 attempts and five receptions for 30 yards . . . Started the following week at Cincinnati (9/19) and ran for 22 yards on 19 attempts and caught a season-high eight passes for 44 yards . . . Sustained a dislocated left shoulder vs. Pittsburgh (9/26) and was placed on injured reserve on September 28 . . . Underwent surgery on October 12.

2003 – Played in 10 games, starting four . . . Dressed but did not play in four and was inactive for two . . . Finished second on team with 298 rushing yards on 71 carries with one touchdown . . . Added eight receptions for 59 yards . . . Started first career contest at fullback, vs. San Francisco (9/14), rushing six times for 31 yards, and hauling in three receptions for 26 yards . . . Rushed a career-high 21 times for 81 yards and one touchdown vs. Arizona (9/28) . . . Established career-high the following week with 92 rushing yards on 19 carries vs. Atlanta (10/13) . . . Dressed but did not play in Divisional Playoff game vs. Carolina (1/10/04).

2002 – Played in 13 games, starting five in his rookie season . . . Dressed but did not play in five contests . . . Was the Rams' second-leading rusher with 228 yards on 65 carries with one touchdown . . . Hauled in 30 passes for 278 yards with two touchdowns . . . Also returned six kickoffs for a 17.3-yard average . . . Made first offensive appearance of his career as he replaced an injured Marshall Faulk in second half of Monday night game at Tampa Bay (9/23), and rushed four times for 44 yards with a 21-yard touchdown run for his first NFL score . . . Made first NFL start, also on Monday Night Football, vs. Chicago (11/18), rushing 16 times for 45 yards and catching four passes for 52 yards, including a 22-yard TD reception . . . Had 23 touches (13 carries, career-high 10 receptions) totaling 108 yards (40 rushing, career-high 68 receiving) at Washington (11/24).

FINS FACT

Lamar enjoys listening to music in his spare time, in particular the lyrics. Some of his favorites are those written by

COLLEGE

Was a four-year performer (1998-2001) at North Dakota State . . . Finished as the top rusher in school history (game, season, and career) and as one of the top ball carriers in both North Central Conference history and NCAA Division II history . . . Ended college career with 4,700 yards rushing on 783 carries and 62 career rushing touchdowns . . . Also caught 44 passes for 462 yards with two touchdowns . . . Ran for more than 100 yards 31 times over his final 37 games and ran for more than 200 yards four times . . . Was the first Bison to be a two-time All-America selection in nearly a decade as he earned the honor in both 1999 and 2000 . . . Was a consensus first-team All-America pick in 2000 by five major sources to follow up a sophomore season when he also earned first-team honors . . . Finished third in the voting for the Harlon Hill Trophy as the nation's best player in 2000 . . . Played in the Senior Bowl

following his senior season when he started all eight games in which he played and led team in rushing with 780 yards and 10 touchdowns on 129 attempts despite missing most of four games . . . Was a consensus first team All-America choice as junior, named by five different sources (Associated Press, American Football Coaches Association, Football Gazette, Daktronics, and D2Football.com) . . . Started all 11 contests, rushing for school-record 1,727 yards on 256 carries and scored 22 touchdowns rushing . . . Added 14 receptions for 163 yards and another score . . . Ran for school-record 260 yards in win over South Dakota, scoring four touchdowns . . . Started all 11 contests his sophomore year, rushing for 1,495 yards on 259 carries and scored 22 touchdowns . . . Caught 15 passes for 114 yards . . . As a freshman, was named second team All-NCC as he started four of 11 games played . . . Led team in rushing with 698 yards on 139 carries and scored eight touchdowns . . . Also caught 10 passes for 119 yards . . . Majored in business administration.

P E R S O N A L

Single with a daughter, Kya . . . Prepped at Cudahy High in Milwaukee, Wis., where he was a two-time all-conference player and first-team all-state performer as a senior . . . Ran for more than 1,100 yards as junior with 28 touchdowns and followed that up with 1,500 yards and 34 touchdowns as senior, averaging 9.4 yards per carry . . . Also played safety on defense . . . Hauled in 15 passes for another 314 yards and four touchdowns as receiver . . . Placed in both the 100- and 200-meters in the Wisconsin state track meet as senior . . . Full name is Lamar

LAMAR GORDON'S NFL REGULAR SEASON STATISTICS											
YEAR	TEAM	G-S	ATT.	RUSHING				RECEIVING			
				YDS.	AVG.	LG	TD	NO.	YDS.	LG	TD
2002	St. Louis	13-5	65	228	3.5	29	1	30	278	25	2
2003	St. Louis	10-4	71	298	4.2	20	1	8	59	21	0
2004	Miami	3-2	35	64	1.8	11	0	13	74	20	0

ADDITIONAL STATS

Special Teams Tackles: 1 in 2002
Kickoff Returns: 6 for 104 yards, 17.3 avg., long of 30 in 2002

SINGLE-GAME HIGHS

Most Rushing Yards: 92 vs. Atlanta, 10/13/03
Most Rushing Attempts: 21 vs. Arizona, 9/28/03
Most Rushing TDs: 1, two times (last: vs. Atlanta, 10/13/03)
Longest Run: 29 vs. Chicago, 11/18/02
Most Receptions: 10 at Washington, 11/24/02
Most Receiving Yards: 68 at Washington, 11/24/02
Longest Reception: 25 at San Francisco, 10/6/02

2002 GAME-BY-GAME STATISTICS (St. Louis)

DATE	OPPONENT	P/S	RUSHING				RECEIVING				W/L	SCORE
			ATT.	YDS.	LG	TD	NO.	YDS.	LG	TD		
9/8	at Denver	P	0	0	0	0	0	0	0	0	L	16-23
9/15	N.Y. GIANTS		DID NOT PLAY								L	21-26
9/23	at Tampa Bay	P	4	44	21t	1	2	15	8	0	L	14-26
9/29	DALLAS		DID NOT PLAY								L	10-13
10/6	at San Francisco	P	6	15	6	0	3	51	25	1	L	13-37
10/13	OAKLAND	P	1	0	0	0	0	0	0	0	W	28-13
10/20	SEATTLE	P	4	8	4	0	2	6	8	0	W	37-20
11/3	at Arizona	P	0	0	0	0	0	0	0	0	W	27-14
11/10	SAN DIEGO	P	1	9	9	0	4	27	13	0	W	28-24
11/18	CHICAGO	S	16	45	29	0	4	52	22t	1	W	21-16
11/24	at Washington	S	13	40	16	0	10	68	16	0	L	17-20

12/1 at Philadelphia S 7 30 10 0 0 0 0 0 L 3-10

2002 GAME-BY-GAME STATISTICS (St. Louis)

DATE	OPPONENT	P/S	RUSHING				RECEIVING				W/L	SCORE
			ATT.	YDS.	LG	TD	NO.	YDS.	LG	TD		
12/8	at Kansas City	S	5	14	7	0	1	11	11	0	L	10-49
12/15	ARIZONA	S	8	23	18	0	2	22	18	0	W	30-28
12/22	at Seattle	P	0	0	0	0	2	26	14	0	L	10-30
12/30	SAN FRANCISCO		DID NOT PLAY								W	31-20
2002 TOTALS			13-5	65	228	29	1	30	278	25	2	7-9

2003 GAME-BY-GAME STATISTICS (St. Louis)

DATE	OPPONENT	P/S	RUSHING				RECEIVING				W/L	SCORE
			ATT.	YDS.	LG	TD	NO.	YDS.	LG	TD		
9/7	at N.Y. Giants		DID NOT PLAY								L	13-23
9/14	SAN FRANCISCO	S	6	31	13	0	3	26	21	0	W	27-24
9/21	at Seattle	P	8	41	12	0	4	25	15	0	L	23-24
9/28	ARIZONA	S	21	81	16	1	1	8	8	0	W	37-13
10/13	ATLANTA	S	19	92	20	0	0	0	0	0	W	36-0
10/19	GREEN BAY	S	4	20	6	0	0	0	0	0	W	34-24
10/26	at Pittsburgh		INACTIVE								W	33-21
11/2	at San Francisco		INACTIVE								L	10-30
11/9	BALTIMORE		DID NOT PLAY								W	33-22
11/16	at Chicago	P	2	10	6	0	0	0	0	0	W	23-21
11/23	at Arizona		DID NOT PLAY								W	30-27
11/30	MINNESOTA	P	5	6	4	0	0	0	0	0	W	48-17
12/8	at Cleveland	P	0	0	0	0	0	0	0	0	W	26-20
12/14	SEATTLE	P	1	2	2	0	0	0	0	0	W	27-22
12/21	CINCINNATI	P	5	15	11	0	0	0	0	0	W	27-10
12/28	at Detroit		DID NOT PLAY								L	20-30
2003 TOTALS			10-4	71	298	20	1	8	59	21	0	12-4

2004 GAME-BY-GAME STATISTICS (Miami)

DATE	OPPONENT	P/S	RUSHING				RECEIVING				W/L	SCORE
			ATT.	YDS.	LG	TD	NO.	YDS.	LG	TD		
9/11	TENNESSEE	P	12	32	11	0	5	30	12	0	L	7-17
9/19	at Cincinnati	S	19	22	8	0	8	44	20	0	L	13-16
9/26	PITTSBURGH	S	4	10	7	0	0	0	0	0	L	3-13
10/3	N.Y. JETS		INJURED RESERVE								L	9-17
10/10	at New England		INJURED RESERVE								L	10-24
10/17	at Buffalo		INJURED RESERVE								L	13-20
10/24	ST. LOUIS		INJURED RESERVE								W	31-14
11/1	at N.Y. Jets		INJURED RESERVE								L	14-41
11/7	ARIZONA		INJURED RESERVE								L	23-24
11/21	at Seattle		INJURED RESERVE								L	17-24
11/28	at San Francisco		INJURED RESERVE								W	24-17
12/5	BUFFALO		INJURED RESERVE								L	32-42
12/12	at Denver		INJURED RESERVE								L	17-20
12/20	NEW ENGLAND		INJURED RESERVE								W	29-28
12/26	CLEVELAND		INJURED RESERVE								W	10-7

LAMAR GORDON'S RUSHING BREAKDOWN


	2004						CAREER					
	G	NO	YDS	AVG	LG	TD	G	NO	YDS	AVG	LG	TD
Buffalo	-	-	-	-	-	-	-	-	-	-	-	-
Miami	-	-	-	-	-	-	-	-	-	-	-	-
New England	-	-	-	-	-	-	-	-	-	-	-	-
N.Y. Jets	-	-	-	-	-	-	-	-	-	-	-	-
AFC East	-	-	-	-	-	-	-	-	-	-	-	-

LAMAR GORDON'S RUSHING BREAKDOWN

	2004						CAREER					
	G	NO	YDS	AVG	LG	TD	G	NO	YDS	AVG	LG	TD
Baltimore	-	-	-	-	-	-	-	-	-	-	-	-
Cincinnati	1	19	22	1.2	8	0	2	24	37	1.5	11	0
Cleveland	-	-	-	-	-	-	1	0	0	0.0	0	0
Pittsburgh	1	4	10	2.5	7	0	1	4	10	2.5	7	0
AFC Central	2	23	32	1.4	8	0	4	28	47	1.7	11	0
Houston	-	-	-	-	-	-	-	-	-	-	-	-
Indianapolis	-	-	-	-	-	-	-	-	-	-	-	-
Jacksonville	-	-	-	-	-	-	-	-	-	-	-	-
Tennessee	1	12	32	2.7	11	0	1	12	32	2.7	11	0
AFC South	1	12	32	2.7	11	0	1	12	32	2.7	11	0
Denver	-	-	-	-	-	-	1	0	0	0.0	0	0
Kansas City	-	-	-	-	-	-	1	5	14	2.8	7	0
Oakland	-	-	-	-	-	-	1	1	0	0.0	0	0
San Diego	-	-	-	-	-	-	1	1	9	9.0	9	0
AFC West	-	-	-	-	-	-	4	7	23	3.3	9	0
AFC Total	3	35	64	1.8	11	0	9	47	102	2.2	11	0
Dallas	-	-	-	-	-	-	-	-	-	-	-	-
N.Y. Giants	-	-	-	-	-	-	-	-	-	-	-	-
Philadelphia	-	-	-	-	-	-	1	7	30	4.3	10	0
Washington	-	-	-	-	-	-	1	13	40	3.1	16	0
NFC East	-	-	-	-	-	-	2	20	70	3.5	16	0
Chicago	-	-	-	-	-	-	2	18	55	3.1	29	0
Detroit	-	-	-	-	-	-	-	-	-	-	-	-
Green Bay	-	-	-	-	-	-	1	4	20	5.0	6	0
Minnesota	-	-	-	-	-	-	1	5	6	1.2	4	0
NFC Central	-	-	-	-	-	-	4	27	81	3.0	29	0
Atlanta	-	-	-	-	-	-	1	19	92	4.8	20	0
Carolina	-	-	-	-	-	-	-	-	-	-	-	-
New Orleans	-	-	-	-	-	-	-	-	-	-	-	-
Tampa Bay	-	-	-	-	-	-	1	4	44	11.0	21	1
NFC South	-	-	-	-	-	-	2	23	136	5.9	21	1
Arizona	-	-	-	-	-	-	3	29	104	3.6	18	0
St. Louis	-	-	-	-	-	-	-	-	-	-	-	-
San Francisco	-	-	-	-	-	-	2	12	46	3.8	13	1
Seattle	-	-	-	-	-	-	4	13	51	3.9	12	0
NFC West	-	-	-	-	-	-	9	54	201	3.7	18	1
NFC Total	-	-	-	-	-	-	17	124	488	3.9	29	2
Home	2	16	42	2.6	11	0	14	107	374	3.5	29	1
Road	1	19	22	1.2	8	0	12	64	216	3.4	21	1
1st Down	3	18	50	2.8	11	0	26	100	363	3.6	-	1
2nd Down	3	14	9	0.6	8	0	26	53	153	2.9	-	0
3rd Down	3	2	3	1.5	3	0	26	15	52	3.5	-	0
4th Down	3	1	2	2.0	2	0	26	3	22	7.3	-	1
1st Half	3	18	35	1.9	5	0	26	79	277	3.5	-	1
2nd Half	3	17	29	1.7	11	0	26	92	313	3.4	-	1
Overtime	-	-	-	-	-	-	-	-	-	-	-	-
Grass	2	16	42	2.6	11	0	10	46	165	3.6	21	1
Turf	1	19	22	1.2	8	0	16	125	425	3.4	29	1
Aug./Sept.	3	35	64	1.8	11	0	8	74	261	3.5	21	0
October	-	-	-	-	-	-	5	34	135	4.0	20	1
November	-	-	-	-	-	-	6	37	110	3.0	29	1
Dec./Jan.	-	-	-	-	-	-	7	26	84	3.2	18	0
Games 1-8	3	35	64	1.8	11	0	14	108	396	3.7	29	1
Games 9-16	-	-	-	-	-	-	12	63	194	3.1	29	1
Wins	-	-	-	-	-	-	15	93	342	3.7	29	1
Losses	3	35	64	1.8	11	0	11	78	248	3.2	21	1
Ties	-	-	-	-	-	-	-	-	-	-	-	-

LAMAR GORDON'S RECEIVING BREAKDOWN

	2004						CAREER					
	G	NO	YDS	AVG	LG	TD	G	NO	YDS	AVG	LG	TD
Buffalo	-	-	-	-	-	-	-	-	-	-	-	-
Miami	-	-	-	-	-	-	-	-	-	-	-	-
New England	-	-	-	-	-	-	-	-	-	-	-	-
N.Y. Jets	-	-	-	-	-	-	-	-	-	-	-	-
AFC East	-	-	-	-	-	-	-	-	-	-	-	-
Baltimore	-	-	-	-	-	-	-	-	-	-	-	-
Cincinnati	1	8	44	5.5	20	0	2	8	44	5.5	20	0
Cleveland	-	-	-	-	-	-	1	0	0	0.0	0	0
Pittsburgh	1	0	0	0.0	0	0	1	0	0	0.0	0	0
AFC Central	2	8	44	5.5	20	0	4	8	44	5.5	20	0
Houston	-	-	-	-	-	-	-	-	-	-	-	-
Indianapolis	-	-	-	-	-	-	-	-	-	-	-	-
Jacksonville	-	-	-	-	-	-	-	-	-	-	-	-
Tennessee	1	5	30	6.0	12	0	1	5	30	6.0	12	0
AFC South	1	5	30	6.0	12	0	1	5	30	6.0	12	0
Denver	-	-	-	-	-	-	1	0	0	0.0	0	0
Kansas City	-	-	-	-	-	-	1	1	11	11.0	11	0
Oakland	-	-	-	-	-	-	1	0	0	0.0	0	0
San Diego	-	-	-	-	-	-	1	4	27	6.8	13	0
AFC West	-	-	-	-	-	-	4	5	38	7.6	13	0
AFC Total	3	13	74	5.7	20	0	9	18	112	6.2	20	0
Dallas	-	-	-	-	-	-	-	-	-	-	-	-
N.Y. Giants	-	-	-	-	-	-	-	-	-	-	-	-
Philadelphia	-	-	-	-	-	-	1	0	0	0.0	0	0
Washington	-	-	-	-	-	-	1	10	68	6.8	16	0
NFC East	-	-	-	-	-	-	2	10	68	6.8	16	0
Chicago	-	-	-	-	-	-	2	4	52	13.0	22	1
Detroit	-	-	-	-	-	-	-	-	-	-	-	-
Green Bay	-	-	-	-	-	-	1	0	0	0.0	0	0
Minnesota	-	-	-	-	-	-	1	0	0	0.0	0	0
NFC Central	-	-	-	-	-	-	4	4	52	13.0	22	1
Atlanta	-	-	-	-	-	-	1	0	0	0.0	0	0
Carolina	-	-	-	-	-	-	-	-	-	-	-	-
New Orleans	-	-	-	-	-	-	-	-	-	-	-	-
Tampa Bay	-	-	-	-	-	-	1	2	15	7.5	8	0
NFC South	-	-	-	-	-	-	2	2	15	7.5	8	0
Arizona	-	-	-	-	-	-	3	3	30	10.0	18	0
St. Louis	-	-	-	-	-	-	-	-	-	-	-	-
San Francisco	-	-	-	-	-	-	2	6	77	12.8	25	1
Seattle	-	-	-	-	-	-	4	8	57	7.1	14	0
NFC West	-	-	-	-	-	-	9	17	164	9.6	25	1
NFC Total	-	-	-	-	-	-	17	33	299	9.1	25	2
Home	2	5	30	6.0	12	0	14	21	171	8.1	22	1
Road	1	8	44	5.5	20	0	12	30	240	8.0	25	1
1st Down	3	6	38	6.3	11	0	26	27	182	6.7	-	1
2nd Down	3	3	17	5.7	20	0	26	11	93	8.5	-	0
3rd Down	3	4	19	4.8	12	0	26	12	129	10.8	-	0
4th Down	3	0	0	0.0	0	0	26	1	7	7.0	-	1
1st Half	3	2	8	4.0	4	0	26	17	151	8.9	-	1
2nd Half	3	11	66	6.0	20	0	26	34	260	7.6	-	1
Overtime	-	-	-	-	-	-	-	-	-	-	-	-
Grass	3	13	74	5.7	20	0	10	21	175	8.3	25	1
Turf	-	-	-	-	-	-	16	30	236	7.9	22	1
Aug./Sept.	3	13	74	5.7	20	0	8	23	148	6.4	21	0
October	-	-	-	-	-	-	5	5	57	11.4	25	1
November	-	-	-	-	-	-	6	18	147	8.2	22	1
Dec./Jan.	-	-	-	-	-	-	7	5	59	11.8	18	0
Games 1-8	3	13	74	5.7	20	0	14	28	205	7.3	25	1
Games 9-16	-	-	-	-	-	-	12	23	206	9.0	22	1
Wins	-	-	-	-	-	-	15	16	141	8.8	22	1
Losses	3	13	74	5.7	20	0	11	35	270	7.7	25	1
Ties	-	-	-	-	-	-	-	-	-	-	-	-



Rex Hadnot

Guard • 66

Height/Weight.....6-2, 325
Born1/28/82
CollegeHouston '04
AcquiredD6, 2004
Signed Through.....2007
NFLSecond Season
DolphinsSecond Season



PRO CAREER

CAREER TRANSACTIONS: Sixth-round draft choice (174th overall) of the Dolphins in 2004 with a pick obtained from Atlanta in a draft trade-up.

2004 – Played in 15 games, starting seven . . . Dressed but did not play in one other . . . Made first start of NFL career, at left guard in place of the injured Geno James (knee) at Seattle (11/21) . . . Also opened at that spot the following week at San Francisco (11/28) . . . With James' returned, Rex then started the final five games of the year at right guard.

FINS & FACT

Rex turned out to be one of the more pleasant surprises for the Dolphins in 2004. As a rookie, he helped keep the atmosphere light in the locker room as the practical joker of the offensive line. He also added a great deal on the field, starting seven games at both left and right guard. It marked the most starts by a Dolphins sixth-round draft choice or lower in his rookie season since S Shawn Wooden, also a sixth-round draft choice, opened 11 contests in 1996.

COLLEGE

Four-year letterman (2000-03) and three-year starter (2001-03) at Houston . . . Started all 13 games at center as a senior after playing guard his first three seasons . . . Was named as a first-team All-Conference USA pick . . . Did not allow a sack in more than 400 pass attempts . . . Set team record with 196 knockdown blocks . . . Played in the Hula Bowl following the season . . . Started all 12 games at guard as a junior . . . Named as a second team All-Conference USA choice . . . Did not allow a sack in 11 of 12 games . . . Named the Cougars' Offensive Player of the Week for his performance against Texas as he graded out at 85 percent and recorded seven pancakes and 13 knockdowns . . . Started 11 games as a sophomore . . . Did not give up a sack . . . Recorded 104 knockdown blocks . . . Played in all 11 games as a redshirt freshman . . .


PERSONAL

Redshirted as a true freshman in 1999 . . . Majored in economics.
Engaged to Katalya Scott . . . Attended Lufkin (Tex.) High School . . . Was named the best offensive lineman in District 12-5A as a senior in 1998 . . . Helped lead his team to a 10-4 overall record and the quarterfinals of the state playoffs as a senior . . . Growing up, the San Francisco 49ers was his favorite sports team and Shaquille O'Neal was his favorite athlete . . . Lists "The Rock" as favorite movie, "The Jamie Foxx Show" as favorite television show and "The Art of War" as favorite book . . . Son of Eva Ashworth . . . Is a cousin of former Texas Tech running back James Hadnot, a third-round draft choice of Kansas City in 1980 who played with the Chiefs

REX HADNOT'S NFL REGULAR SEASON STATISTICS

GAMES/STARTS: 2004: 15/7


ADDITIONAL STATS



Vonnie Holliday

Defensive End • 91

Height/Weight 6-5, 288
Born 12/11/75
College North Carolina '98
Acquired FA, 2005
Signed Through 2006
NFL Eighth Season
Dolphins First Season



PRO CAREER

CAREER TRANSACTIONS: Signed a two-year contract with the Dolphins as a free agent on March 5, 2005 after being released by Kansas City on February 22 . . . Originally a first-round draft choice of Green Bay (19th overall) in 1998 . . . Signed with the Chiefs as an unrestricted free agent on April 7, 2003.

2004 – Was limited to nine games and three starts because of injuries . . . Missed each of the final five contests, including the last two on injured reserve, with a groin injury . . . Finished the year with 13 tackles and two passes defended.

2003 – Started all 16 games in his first year with the Chiefs . . . Posted 80 tackles (39 solo), a team-high 5.5 sacks, a forced fumble and three passes defended . . . In his first game with Kansas City, vs. San Diego (9/7), sacked Chargers QB Drew Brees three times, marking the second-highest single-game sack total of his career . . . Had a season-best nine tackles at Minnesota (12/20) . . . Recorded three stops in Divisional Playoff game vs. Indianapolis (1/11/04).

2002 – Started all 10 games in which he appeared in his final season with the Packers . . . Was inactive for six games because of injuries . . . Sat out four contests with a torn pectoral muscle and two games with a knee injury . . . Tallied 26 tackles, six sacks, an interception, three forced fumbles and four passes defended . . . Intercepted a Jeff Garcia pass at San Francisco (12/15) . . . Was named NFC Defensive Player of the Week for his performance vs. Buffalo (12/22) when he sacked Bills QB Drew Bledsoe five times and forced three fumbles, as he set a Packers single-game sack record.

2001 – Started all 16 games . . . Registered a career-high 81 tackles to go along with seven sacks, a career-best three fumble recoveries, a forced fumble and three passes defended . . . Tackle total was the most by a Packers lineman in '01 . . . Sack total ranked second on the squad . . . Equaled a career-high with 10 tackles vs. Tampa Bay (11/4) . . . Matched that total once again with 10 stops at Tennessee (12/16) . . . Collected a season-high two sacks in the Titans contest . . . Amassed nine tackles in two postseason games, including five in First-Round Playoff contest vs. San Francisco (1/13/02).

2000 – Played in 12 games, including nine starts . . . Totaled 47 tackles, five sacks, an interception and four passes defended . . . Was inactive for four games with hamstring and ankle injuries . . . First career interception came off a Rob Johnson pass at Buffalo (9/10) . . . Had a season-high eight stops at Chicago (12/3) . . . Tallied a season-high two sacks vs. Tampa Bay (12/24).

1999 – Started all 16 games for the first time in his career . . . Notched 67 tackles, six sacks, a fumble recovery, a forced fumble and a career-best six passes defended . . . Tackle total led all Packers linemen while sack figure was second on the squad . . . Established a career-high with 10 tackles at Detroit (9/19) . . . Recorded third multiple-sack game of his career, vs. Seattle (11/1) when he sacked Seahawks QB Jon Kitna twice.

FINS FACT

For two weeks while he was in high school, Vonnie worked in a dog pound in his hometown of Camden, S.C. Among his responsibilities were cleaning out cages. Although it was only for a short period of time, it taught him lessons for a lifetime. "It was the worst job I ever had," Vonnie said. "It taught me to work hard so that I could make something of myself. I

1998 – Opened all 12 games in which he appeared during his rookie season . . . Was credited with 39 tackles, a career-high eight sacks, two fumble recoveries and five passes defended . . . Was a consensus all-rookie selection as he established a Packers rookie sack record . . . Sack total tied for second on the team and tied with the Dolphins' Lorenzo Bromell for the most by an NFL rookie in '98 . . . Was second to Oakland CB Charles Woodson for AP Defensive Rookie of the Year honors, while the two shared the award from College & Pro Football Newsweekly . . . Posted a sack in his NFL debut, vs. Detroit (9/6) . . . Went on to record four sacks in September and was named NFL Defensive Rookie of the Month . . . Initial multiple-sack game of his career occurred at Carolina (9/27) when he recorded a pair . . . Tallied a season-high seven tackles, including two sacks, at N.Y. Giants (11/5) . . . Sustained an ankle injury at Minnesota (11/22) and was inactive four of the final five regular season games . . . Came back to record a sack of Steve Young in First Round Playoff game at San Francisco (1/3/99).

COLLEGE

Was a four-year letterman (1994-97) at North Carolina . . . Played in 46 games, starting 28 of them . . . Racked up 162 tackles and 11 sacks . . . Was a first-team All-ACC selection as a senior when he posted career-high figures of 64 tackles and five sacks . . . Served as co-captain his senior year . . . Was one of only three true freshman to receive playing time in 1994, as he appeared in ten games and registered 12 tackles . . . Graduated with a degree in communications.

PERSONAL

Married to Eboni with a daughter, Kali . . . Was a first-team all-state selection and the Class 3A Lineman of the Year as a senior at Camden (S.C.) High School . . . His hometown of Camden is the oldest inland city in South Carolina . . . Was a three-time all-area and all-conference choice on defense, where he played both end and tackle, as well as linebacker . . . Also was an all-conference pick as a tight end . . . Earned all-conference accolades in basketball where he led his team to the state semi-finals as a senior with a record of 28-3 . . . Was a three-year letterman in baseball as well where he was a pitcher, catcher, first and third baseman . . . Was named South Carolina's Male Professional Athlete of the Year in 1999 by the South Carolina Athletic Hall of Fame . . . Founded the Vonnie Holliday Foundation in 2001, which assists children's hospitals in South Carolina with visits and fundraising activities . . . Has done work with the Council of Aging in Camden, S.C . . . During his tenure in Green Bay, started the "Kids Company" in Richmond, Wis., an organization which benefits at-risk youths . . . Annually hosts the Vonnie Holliday Bulldog Football Camp at Camden High School . . . From 2003-04, was the honorary chairperson for the fundraising efforts of the United Way of Kershaw County in South Carolina . . . Cousin, Corey Holliday, was a wide receiver at North Carolina and played with the Pittsburgh Steelers from 1995-97 . . . Grew up in a household in which he was the only boy among five women, which included his mother, grandmother, two sisters and an aunt . . . Full name is Dimetry Giovonni Holliday, born December 11, 1975 at Camden, S.C.

VONNIE HOLLIDAY'S NFL REGULAR SEASON STATISTICS

YEAR	TEAM	G-S	TACK.	ASST.	TOTAL	FUM. REC.	FOR. FUM.	QB SACK	YDS LOST
1998	Green Bay	12-12	27	12	39	2	0	8	50.0
1999	Green Bay	16-16	47	20	67	1	1	6	40.0
2000	Green Bay	12-9	25	22	47	0	0	5	20.0
2001	Green Bay	16-16	56	25	81	3	1	7	45.0
2002	Green Bay	10-10	17	9	26	0	3	6	31.0
2003	Kansas City	16-16	39	41	80	0	1	5.5	50.0
2004	Kansas City	9-3	9	4	13	0	0	0	0.0

VONNIE HOLLIDAY'S NFL PLAYOFF STATISTICS

YEAR	TEAM	G-S	TACK.	ASST.	TOTAL	FUM. REC.	FOR. FUM.	QB SACK	YDS LOST
1998	Green Bay	1-1	1	0	1	0	0	1	3.0
2001	Green Bay	2-2	7	2	9	0	0	0	0.0
2002	Green Bay	1-1	1	0	1	0	0	0	0.0
2003	Kansas City	1-1	2	1	3	0	0	0	0.0

ADDITIONAL STATS

Interceptions: 1 for 3 yards in 2000; 1 for 3 yards in 2002 for total of 2 for 6 yards

Passes Defensed: 5 in 1998, 6 in 1999, 4 in 2000, 3 in 2001, 4 in 2002, 3 in 2003, 2 in 2004 for total of 27

SINGLE-GAME HIGHS

Sacks:

- 5 vs. Buffalo, 12/22/02
- 3 vs. San Diego, 9/7/03
- 2 at Carolina, 9/27/98
- 2 at N.Y. Giants, 11/5/98
- 2 vs. Seattle, 11/1/99
- 2 vs. Tampa Bay, 12/24/00
- 2 at Tennessee, 12/16/01



Reggie Howard

Cornerback • 25

Height/Weight6-0, 185
Born5/17/77
CollegeMemphis '00
AcquiredUFA (Car.), 2004
Signed Through2009
NFLSixth Season
DolphinsSecond Season



PRO CAREER

CAREER TRANSACTIONS: Originally signed with Carolina as an undrafted rookie free agent in 2000 . . . Was waived by the Panthers on August 29, 2000 and then signed to New Orleans' practice squad on September 1, 2000 . . . Was signed to the Saints' 53-man roster on October 21, 2000 . . . Was claimed off waivers by Carolina from New Orleans on October 25, 2000 . . . Signed a six-year contract with the Dolphins as an unrestricted free agent from Carolina on March 5, 2004.

FINS FACT

This past offseason, Reggie and his wife, Artesia, started "Howard Realty." For Reggie, it's an opportunity to combine something he likes doing with getting ready for a career following football. "I really enjoy doing it," he says. "It's really a matter of planning for the future and preparing for life after football."

2004 – Played in 15 games, including two starts, in his first year with the Dolphins . . . Was inactive for two contests . . . Saw action primarily in nickel defense . . . Registered 25 tackles and four passes defensed . . . Added eight tackles, a fumble recovery and a forced fumble on special teams . . . Part of a backfield which allowed an average of only 162.0 yards per game passing, the top figure in the AFC and second in the NFL in '04 . . . Opened games vs. Arizona (11/7) and vs. Cleveland (12/26), both as part of a five DB set . . . Was inactive at Cincinnati (9/19) with a hamstring injury . . . Recorded a season-high six tackles at Buffalo (10/17) . . . Came up with

critical special teams play in 10-7 win in the Browns contest when on the opening kickoff of the second half, he stripped the ball from Richard Alston and recovered at the Cleveland 37.

2003 – Started all 15 games in which he played for Carolina . . . Was inactive for one contest . . . Recorded 78 tackles (56 solo), a half-sack, two interceptions, a forced fumble and eight passes defended . . . Tallied a season-high seven tackles in a week two 12-9 win at Tampa Bay (9/14) . . . First interception of the season came in 19-13 win over New Orleans (10/5) when he picked off an Aaron Brooks pass . . . Was credited with a half-sack vs. Philadelphia (11/30) . . . Was inactive at Arizona (12/14) with a sprained ankle, ending his streak of 29 straight starts . . . Also had an interception in season-ending 37-24 win at N.Y. Giants (12/28) . . . Started all four of the Panthers' playoff games . . . Amassed 26 tackles, an interception and three passes defended . . . Interception occurred in Super Bowl XXXVIII when he snared a Tom Brady pass in the end zone and returned it 12 yards to the Panthers' 10 . . . The interception led to an 85-yard touchdown pass from Jake Delhomme to Muhsin Muhammad three plays later.

2002 – Started all 14 games in which he played at right cornerback . . . Dressed but did not play in one game and was inactive for another . . . Posted 89 tackles (69 solo), one sack, two interceptions, two fumble recoveries and 10 passes defended . . . Tackle total ranked third on the squad and second among DBs . . . Was a key contributor on a defense that ranked fourth in the NFL in net passing yards allowed (187.1 pg) and established a new club single-season record in that category . . . The unit did not allow a 300-yard passer on the year . . . First NFL start came in season-opener vs. Baltimore (9/8) when he tied for the team lead with eight tackles . . . Initial fumble recovery of his NFL career occurred the following week vs. Detroit (9/15) . . . Had a sack and a forced fumble that led to the game-winning touchdown in a 21-14 victory at Minnesota (9/22) . . . Intercepted a Jake Plummer pass vs. Arizona (10/6), but sustained a sprained left ankle on the return and was inactive the week afterwards at Dallas (10/13) . . . Also did not play at Atlanta (10/20) . . . In first game back from injury, vs. Tampa Bay (10/27), recorded six tackles and an interception . . . Amassed a career-high 12 tackles and two passes defended in 52-31 win over Cincinnati (12/8).

2001 – Played in 11 games, all in a reserve role . . . Recorded 16 tackles (12 solo), a sack and an interception . . . Added 12 stops on special teams, which tied for third on the squad . . . Was inactive for each of the first five games of the season . . . First career sack came vs. Atlanta (11/25) . . . Initial interception of NFL career occurred at Buffalo (12/9) when he snared an Alex Van Pelt pass and returned it a career-long 16 yards.

2000 – Originally went to camp with Carolina as an undrafted college free agent . . . Was waived by the Panthers on August 29 before being signed to New Orleans' practice squad on September 1 . . . Was promoted to the Saints' 53-man roster on October 21, and saw the first action of his NFL career the following day, at Atlanta (10/22) . . . Was waived by the Saints on October 24 and then claimed by the Panthers . . . Overall, played in two games, including one each with the Saints and Panthers . . . Notched two special teams tackle in his only game with

COLLEGE

Carolina, vs. Green Bay (11/27).

Played two years (1998-99) at Memphis after entering the school as a walk-on . . . Totaled 91 tackles, an interception, four fumble recoveries, a forced fumble and five passes defended in 17 games over his two seasons . . . Started the first six games of his senior season before a broken neck forced him to miss the remainder of the season . . . Underwent surgery to

PERSONAL

stabilize his fifth and sixth cervical vertebrae . . . Attended Henderson State University for two years (1995-96) before enrolling at Memphis . . . Earned degree in marketing management. Married to Artesia . . . Has two daughters, Kristen and Allegra . . . Attended Kirby High School in Memphis, Tenn., where he played both wide receiver and defensive back . . . Recently started the Reggie Howard Foundation, which was designed to help inner city youth in South Florida and Memphis . . . This past offseason, held a football camp in Memphis . . . Was active in the community during his tenure with the Panthers . . . Helped raise money for the Ninth Annual Charity Gold Classic, which benefited the Carolina Panthers Courage House, a safe

haven for boys and families in crisis . . . Participated in the Panthers Youth Camp and supported the United Way and the United Negro College Fund . . . During the 2003 offseason,

REGGIE HOWARD'S NFL REGULAR SEASON STATISTICS

YEAR	TEAM	G-S	TACK.	ASST.	TOTAL	FUM. REC.	FOR. FUM.	INT.	YDS.	LG	TD
2000	New Orleans	1-0	0	0	0	0	0	0	0	-	0
	Carolina	1-0	0	0	0	0	0	0	0	-	0
2001	Carolina	11-0	12	4	16	0	0	1	16	16	0
2002	Carolina	14-14	69	20	89	2	0	2	19	13	0
2003	Carolina	15-15	56	22	78	0	1	2	2	2	0
2004	Miami	15-2	19	6	25	0	0	0	0	-	0
5-YEAR TOTALS		57-31	156	52	208	2	1	5	37	16	0

REGGIE HOWARD'S NFL PLAYOFF STATISTICS

YEAR	TEAM	G-S	TACK.	ASST.	TOTAL	FUM. REC.	FOR. FUM.	INT.	YDS.	LG	TD
2003	Carolina	4-4	19	7	26	0	0	1	12	12	0


ADDITIONAL STATS

Passes Defended: 1 in 2001, 10 in 2002, 8 in 2003, (Miami) 4 in 2004 for total of 23 (P-3)

Sacks: 1 for 10 yards in 2001, 1 for 1 yard in 2002, 0.5 for 5 yards in 2003 for total of 2.5 for 16 yards (P-1 for 9 yards)

Special Teams Tackles: 2 in 2000, 12 in 2001, (Miami) 8 in 2004 for total of 22

Special Teams Fumble Recoveries: 1 in 2004



Geno James

Guard • 78

Height/Weight.....6-4, 320
Born1/12/77
CollegeAuburn '00
AcquiredUFA (Car.), 2004
Signed Through.....2009
NFLSixth Season
DolphinsSecond Season



PRO CAREER

CAREER TRANSACTIONS: Originally a sixth-round draft choice (182nd overall) of Carolina in 2000 . . . Signed to a six-year contract by the Dolphins as an unrestricted free agent from Carolina on March 5, 2004.

2004 – Started all 14 games in which he played at left guard in his first season with the Dolphins . . . Underwent arthroscopic surgery on his right knee on November 9, 2004 . . . The surgery was performed by Dolphins Chief Team Physician Dr. George Caldwell at Broward General Medical Center in Ft. Lauderdale . . . Was inactive for games at Seattle (11/21) and at San Francisco (11/28) as a result of the surgery.

FINS FACT

Geno enjoys writing poetry in his spare time, a hobby that he first began as a sophomore in high school. He feels that it offers him a chance to express his true feelings. In fact, one of his poems, "What Is My Place In This World", was published in the 1995 edition of "The Rippling Waters", an annual collection from the National Library of Poetry. "It's like rap," Geno says of the things he writes about. "It's some different things that has happened to me in life."

2003 – Started all 16 regular season games and all four postseason contests at left guard for the NFC champion Panthers . . . Was part of a line that led a running game which finished seventh in the NFL, averaging 130.7 yards per game and 4.0 per rush attempt . . . Running back Stephen Davis finished third in the NFC in rushing with 1,444 yards . . . In addition, Carolina's line allowed just 27 sacks last season, the eighth-lowest total in the NFL, and a new franchise single-season low.

2002 – Played in nine games, including two starts at left guard . . . Was inactive for seven contests . . . Started season-opener vs. Baltimore (9/8) and game at Atlanta (10/20).

2001 – Moved to guard spot after spending his rookie season at offensive tackle . . . Saw action in 14 games, starting six of them, including five at right guard and one at left guard . . . Was inactive for a pair of contests . . . First start of the season came at left guard at San Francisco (10/7) . . . Opened at right guard each of the final five games of the year.

2000 – Played in all 16 games in his rookie season, including four starts at left tackle . . . Entered game vs. San Francisco (10/22) at left tackle in place of the injured Clarence Jones . . . First NFL start came at left tackle in Sunday night game at St. Louis (11/5), marking the first of four straight starts at that spot.

COLLEGE

Started all 47 games for the Tigers over his four-year career (1996-99), including the final three seasons at left tackle . . . Received the team's attitude and effort award in his junior campaign of 1998 . . . As a sophomore, was a second-team All-Southeastern Conference pick by the coaches . . . Split time between left tackle and right tackle his redshirt freshman year of 1996

PERSONAL

. . . Earned Freshman All-SEC honors that year . . . Majored in human development. Married to Lateefah . . . Started on both the offensive and defensive lines for three seasons at Sidney Lanier High School in Montgomery, Alabama . . . As a senior, was an all-state selection as an offensive lineman . . . During his tenure in Carolina, participated in the Campbell's Soup Tackling Hunger campaign in 2002, while he also took part in a camp for troubled teens . . . Enjoys reading and writing poetry in spare time . . . Also takes great satisfaction in reading books on Christianity, such as those by Tony Evans . . . Full name is Jenorris James, born

JENO JAMES' NFL REGULAR SEASON STATISTICS

GAMES/STARTS: 2000: 16/4, 2001: 14/6, 2002: 9/2, 2003: 16/16, (Miami) 14/14

5-YEAR TOTALS: 69/42


JENO JAMES' NFL PLAYOFF STATISTICS

GAMES/STARTS: 2003: 4/4

ADDITIONAL STATS

DUAL 100-YARD RECEIVING GAMES


In the 39-year history of the franchise, the Dolphins have had 18 dual 100-yard receiving games, 20 including playoffs. The most frequent duo has been Mark Clayton and Mark Duper, who combined for four dual 100-yard receiving games. Overall, Clayton was part of eight such games while Duper was in seven. The most recent game in which the Dolphins had two receivers attain the 100-yard mark occurred on November 25, 2001 when Oronde Gadsden accumulated 118 yards on eight receptions and Chris Chambers totaled 101 yards and two scores on five catches against the Bills at Ralph Wilson Stadium. It marked the third time that Gadsden had been a part of a dual 100-yard



Corey Jenkins

Linebacker • 57

Height/Weight.....6-1, 228
 Born8/25/76
 CollegeSouth Carolina '03
 AcquiredW (Chi.), 2004
 Signed Through2005
 NFLThird Season
 DolphinsThird Season



PRO CAREER

CAREER TRANSACTIONS: Originally the first of three sixth-round draft choices (181st overall) by Miami in 2003 with a pick obtained from Carolina in a draft trade-up . . . Was waived by the Dolphins on September 14, 2004 and then claimed by Chicago a day later . . . Was waived by the Bears on December 11 and then claimed by the Dolphins on December 13.

2004 – Began the year with the Dolphins . . . Was inactive for opener vs. Tennessee (9/11) before being waived on September 14 and then claimed by Chicago a day later . . . With the Bears, played in four games, all in a reserve role . . . Was inactive for four contests, dressed but did not play in another . . . Was credited with three tackles on special teams . . . Was waived by the Bears on December 11 and then claimed by the Dolphins on December 13 . . . Played in each of the final three games of the season in a reserve role . . . Tallied three special teams tackles while adding a pass defended on defense.

2003 – Played in all 16 games in his rookie season, each in a reserve role, primarily on special teams . . . Posted a pair of stops on defense and three tackles on special teams coverage units.

FINS & FACT

A first-round draft choice of the Boston Red Sox in 1995, Corey made it as far as the AA level with the Birmingham Barons (White Sox) in his four-year baseball career. Although his first career path didn't pan out, Corey has no regrets about the choice he made and still follows baseball quite closely. "With baseball, I had to grow up really fast," Corey says. "I had to leave home at the age of 18 after never having left South Carolina growing up. It taught me a lot about life in general and helped me mature."

COLLEGE

Was a two-year letterman (2001-02) and one-year starter at South Carolina . . . Transferred from Garden City (Kan.) Community College . . . Saw action at both quarterback and safety in college . . . Played in 12 games with nine starts as a senior . . . Appeared in the first 10 games at quarterback before shifting to the strong safety position for the final two contests . . . Recorded ten tackles (nine solo) with a pair of forced fumbles on defense . . . Completed 100 of 180 passes (55.6 percent) for 1,334 yards and seven touchdowns and 10 interceptions . . . Led the team with 160 rushing attempts for 655 yards (4.1 avg.) and four scores . . . Averaged 198.9 yards per game in total offense in 10 contests on offense . . . Rushed 17 times for 101 yards and completed 14 of 24 passes for 180 yards, including a touchdown, against Georgia . . . Threw for 198 yards on 18 of 23 passes and a pair of scores, adding two touchdown runs against Temple . . . Saw reserve action in 11 games at quarterback as a junior . . . Threw for 194 yards on 11 of 24 passes and carried 59 times for 313 yards (5.1 avg.) and three touchdowns . . . Was a two-time Junior College All-America choice at Garden City (Kan.) Community College . . . Rushed for 816 yards and 10 touchdowns and threw for 932 yards and eight scores in 2000 as team finished the season 10-0 and ranked No. 1 in the junior college ranks . . . Majored in sociology.

PERSONAL

Engaged to Prischilla Ramsey . . . Has a stepdaughter, Prishae . . . Originally signed with South Carolina coming out of high school (1995) but opted for a career in professional baseball

after he was a first-round draft pick by the Boston Red Sox . . . Spent four years playing baseball with both the Red Sox and Chicago White Sox organizations before coming back to football in 1999 . . . One of 12 siblings . . . His older brother, Dee, played baseball in the San Diego Padres organization . . . Was an all-state quarterback and offensive player of the year at Dreher High School in Columbia, S.C . . . For his career, he threw for 3,400 yards and 45 touchdowns, and rushed for 2,800 yards and 36 touchdowns . . . Has worked with the Boys and Girls Clubs . . . Growing up, favorite athlete was Bo Jackson . . . Lists "Scarface" as favorite movie, "Martin" as favorite television show and 2Pac as favorite recording artist . . . Full name is Corey LaVester Jenkins, born August 25, 1976 in Columbia, S.C.


COREY JENKINS' NFL REGULAR SEASON STATISTICS

YEAR	TEAM	G-S	TACK.	ASST.	TOTAL	FUM. REC.	FOR. FUM.	QB SACK	YDS LOST
2003	Miami	16-0	1	1	2	0	0	0	0.0
2004	Chicago	4-0	0	0	0	0	0	0	0.0
	Miami	3-0	0	0	0	0	0	0	0.0
2-YEAR TOTALS		23-0	1	1	2	0	0	0	0.0

ADDITIONAL STATS

Special Teams Tackles: 3 in 2003, 6 in 2004 for total of 9


Passes Defensed: 1 in 2004



Tebucky Jones

Safety • 24

Height/Weight.....6-2, 218
Born10/6/74
CollegeSyracuse '98
AcquiredFA, 2005
Signed Through.....2006
NFLEighth Season
DolphinsFirst Season



PRO CAREER

CAREER TRANSACTIONS: Signed a two-year contract with the Dolphins as a free agent on March 16, 2005 . . . Originally was a first-round draft choice of New England (22nd overall) in 1998 . . . Was traded to New Orleans on April 15, 2003 in exchange for third- and seventh-round draft choices in 2003 and a fourth-round pick in 2004 . . . Was released by the Saints on March 15, 2005.

2004 – Started all 16 games at free safety for the Saints . . . Was third on the team with 110 tackles . . . Also had an interception, a forced fumble, five passes defensed and two stops on special teams . . . Established a career high with 13 tackles at Arizona (10/3) . . . Lone interception of the year came off a Kerry Collins pass at Oakland (10/24) that he returned 55 yards . . . Played in the 100th regular season game of his NFL career in contest at Dallas (12/12).

2003 – Started all 15 games that he played at free safety . . . Was inactive for game at Carolina (10/5) with a groin injury . . . Was third on the squad with 80 total tackles . . . Had a season-high nine tackles at Tampa Bay (11/2) . . . Matched that total vs. Tampa Bay (12/7) when he

FINS FACT

When Tebucky entered the league in 1998, he knew right away he wanted to make a difference in kids' lives. That's when he started the Tebucky Jones Foundation, which helps at-risk youths in his hometown of New Britain, Connecticut. "Since high school I had it made up in my mind that I wanted to start my own foundation," Tebucky says. "Growing up where I did, I had the chance to see what kids went through and the struggles that they experienced."

also blocked a 35-yard field goal attempt by Martin Gramatica . . . Also turned in a nine-tackle performance at Jacksonville (12/21) . . . Picked off a Quincy Carter pass vs. Dallas (12/28).

2002 – Appeared in 14 games, including 13 starts at free safety, in his final season with the Patriots . . . Recorded 50 tackles, 1.5 sacks, an interception, six passes defended, two fumble recoveries and two forced fumbles . . . Added five stops on special teams, including a career-high four in opener vs. Pittsburgh (9/9) . . . In 44-7 win vs. N.Y. Jets (9/15), stripped the ball from QB Vinny Testaverde on a sack, picked it up, and raced 24 yards for the first touchdown of his career . . . Blocked a PAT at Miami (10/6) . . . Had a season-high eight tackles at Buffalo (11/3) . . . Was inactive for games vs. Minnesota (11/23) and at Detroit (11/28) with a leg injury . . . In first game back, vs. Buffalo (12/8), came up with six tackles, an interception and a forced fumble.

2001 – Opened 12 of the 16 games in which he appeared at free safety . . . Totaled 57 tackles, an interception, a sack, a team-high three forced fumbles and five passes defended . . . Ranked second on the squad with 15 special teams tackles . . . First career sack came at Atlanta (11/4) when he dropped Michael Vick for an 8-yard loss . . . Had an interception and a forced fumble vs. Cleveland (12/9) . . . Opened all three of New England's playoff games and collected 15 tackles and an interception, which came in fourth quarter of AFC Championship game at Pittsburgh (1/27/02) . . . Posted six tackles in Super Bowl XXXVI win over St. Louis (2/3/02).

2000 – Started nine of the 15 games in which he appeared at free safety . . . Was credited with 55 tackles on the year . . . Registered a career-high two interceptions, including the first of his NFL tenure, at Denver (10/1) when he snared a Brian Griese pass in a 28-19 victory . . . Picked off a Peyton Manning pass the following week vs. Indianapolis (10/8) in a 24-16 win.

1999 – Started two of the 11 games in which he played at cornerback . . . Registered 26 tackles, seven pass defended and a forced fumble . . . Added five tackles on special teams . . . Was inactive for three games and did not play in another with a hamstring injury . . . First start of NFL career came at right cornerback at Philadelphia (12/19) . . . Spent the final week of the season on injured reserve with a knee injury.

1998 – Played in all 16 games in a reserve role as a rookie . . . Had seven tackles, five passes defended and a fumble recovery on defense . . . Registered 28 special teams tackles, the top figure on New England's coverage unit . . . Had at least one special teams tackle in 14 of 16 games.

COLLEGE

Was a four-year letterman (1994-97) at Syracuse . . . Spent the first three years of his career as a running back before being moved to defensive back for his senior season . . . Rushed for 563 yards and nine touchdowns on 145 carries in his career . . . In his lone season on defense, started every game at safety and recorded 80 tackles, four interceptions, three fumble recoveries and three forced fumbles as he earned second-team All-Big East accolades . . . In 33-13 win over Miami his senior season, had an interception and scored on a 1-yard plunge from tailback spot, as he became the first Syracuse player since Ernie Davis in 1961 to score both an offensive and defensive touchdown in the same season . . . Majored in child and family studies.

PERSONAL

Married to Jannet with daughter, Letesha, and sons, Tebucky, Jr. and Malique . . . Attended New Britain (Conn.) High School where he starred in football, basketball and track . . . Rushed for 4,541 yards and 53 touchdowns in his prep career, including 2,139 yards and 25 touchdowns as a senior . . . In track, was part of the 100-meter relay team that won the New England championship . . . Started the Tebucky Jones Foundation, which works with at-risk youths in Connecticut . . . Full name is Tebucky Shermaine Jones, born October 6, 1974 in New Britain, Conn.

TEBUCKY JONES' NFL REGULAR SEASON STATISTICS

YEAR	TEAM	G-S	TACK.	ASST.	TOTAL	FUM. REC.	FOR. FUM.	INT.	YDS.	LG	TD
1998	New England	16-0	5	2	7	1	0	0	0	-	0
1999	New England	11-2	23	3	26	0	1	0	0	-	0
2000	New England	15-9	42	13	55	0	0	2	20	20	0
2001	New England	16-12	41	16	57	3	0	1	-4	-4	0
2002	New England	14-12	38	12	50	2	2	1	0	0	0
2003	New Orleans	15-15	49	31	80	0	0	1	2	2	0
2004	New Orleans	16-16	74	36	110	0	1	1	55	55	0
7-YEAR TOTALS		103-66	272	113	385	6	4	6	73	55	0

TEBUCKY JONES' NFL PLAYOFF STATISTICS

YEAR	TEAM	G-S	TACK.	ASST.	TOTAL	FUM. REC.	FOR. FUM.	INT.	YDS.	LG	TD
1998	New England	1-0	0	0	0	0	0	0	0	-	0
2001	New England	3-3	11	4	15	0	0	1	19	19	0
PLAYOFF TOTALS		4-3	11	4	15	0	0	1	19	19	0

ADDITIONAL STATS

Sacks: 1 for 8 yards in 2001, 1.5 for 11 yards in 2002 for total of 2.5 for 19 yards

Forced Fumbles: 1 in 1999, 2 in 2002, 1 in 2004 for total of 4


Passes Defended: 5 in 1998, 7 in 1999, 6 in 2000, 5 in 2001, 6 in 2002, 7 in 2003, 5 in 2004 for total of 41 (P-2)

Defensive Touchdowns: 1 fumble return in 2002

Special Teams Tackles: 28 in 1998, 5 in 1999, 12 in 2000, 15 in 2001, 5 in 2002, 2 in 2003, 2 in 2004 for total of 69 (P-2)

Blocked Field Goals: 1 in 2003

Blocked PATs: 1 in 2002



Donald Lee

Tight End • 85

Height/Weight.....6-4, 255
 Born8/31/80
 CollegeMississippi State '03
 AcquiredD5a, 2003
 Signed Through2006
 NFLThird Season
 DolphinsThird Season



PRO CAREER

CAREER TRANSACTIONS: Was the first of two fifth-round draft choices (156th overall) of the Dolphins in 2003.

2004 – Played in all 16 games, including 10 starts, all as part of a two-tight end set . . . Caught 13 passes for 110 yards and a touchdown . . . Had a season- and career-high three receptions on two occasions; vs. Pittsburgh (9/26) and at Baltimore (1/2/05) . . .

FINS FACT

Donald learned the value of hard work at an early age. During the summers, from the time he was seven through high school, he worked for his uncle, hauling logs in Phoeba, Miss., where the temperature typically reaches triple digits during those months. "It's the hardest job I ever had," Donald says. "It's what made me as strong of a person as what I am. If you can do that, you can do anything."

Hauled in lone score of the year on a 15-yard grab from A.J. Feeley vs. Buffalo (12/5).

2003 – Appeared in all 16 games in his rookie season, including five starts . . . Was one of only two tight ends on the Dolphins' 53-man roster for a majority of the season . . . Finished the year with seven receptions for 110 yards and a touchdown . . . Started on opening day, vs. Houston (9/7), as part of a two-tight end set . . . Came up with the first reception of his career in that game, a five-yard grab from Jay Fiedler . . . Each of his five starts on the year came as part of a two-tight end formation . . . Accounted for the two longest receptions of his rookie season with catches of 25 and 23 yards, both from Brian Griese, vs. Indianapolis (11/2) . . . First NFL touchdown catch occurred the following week when he snared a 21-yard pass from Sage Rosenfels at Tennessee (11/9).

COLLEGE

Was a four-year letterman at Mississippi State (1999-2002), who started each of his final three seasons . . . Opened 30 of the 45 games in which he appeared . . . Finished his collegiate career with 61 receptions for 611 yards and three touchdowns . . . Was used primarily as a blocker . . . Played in all 11 games, starting three of them, as a true freshman in 1999 . . . That year, hauled in a five-yard TD catch in the Bulldogs' 23-20 victory over Ole Miss . . . Earned degree in physical education.

PERSONAL

Single . . . Attended Maben (Miss.) High School, where he lettered in both football and track . . . Spent the first three years of his prep career as a tight end and linebacker before being moved to tailback for his senior season . . . Led the state Class A ranks with 54 receptions for 1,447 yards and 11 touchdowns as a junior . . . Growing up, was a fan of the Denver Broncos and tight end Shannon Sharpe . . . Lists "Joe Dirt" as favorite movie, "Cosby" as favorite television show and "Sun Up" as favorite book . . . Full name is Donald Tywon Lee, born August 31, 1980 in Maben, Miss.

DONALD LEE'S NFL REGULAR SEASON STATISTICS

YEAR	TEAM	G-S	RECEIVING					RUSHING			
			NO.	YDS.	AVG.	LG	TD	ATT.	YDS.	LG	TD
2003	Miami	16-5	7	110	15.7	25	1	0	0	-	0
2004	Miami	16-10	13	110	8.5	15t	1	0	0	-	0

SINGLE-GAME HIGHS

Most Receptions:	3	vs. Pittsburgh, 9/26/04
	3	at Baltimore, 1/2/05
Most Receiving Yards:	48	vs. Indianapolis, 11/2/03
	30	vs. N.Y. Jets, 12/28/03
	27	at Tennessee, 11/9/03
Longest Receptions:	25	vs. Indianapolis, 11/2/03
	23	vs. Indianapolis, 11/2/03
	21t	at Tennessee, 11/9/03
Touchdown Receptions:	1	at Tennessee, 11/9/03
	1	vs. Buffalo, 12/5/04

2003 GAME-BY-GAME STATISTICS

DATE	OPPONENT	P/S	RECEIVING					RUSHING				W/L	SCORE
			NO.	YDS.	LG	TD		ATT.	YDS.	LG	TD		
9/7	HOUSTON	S	1	5	5	0		0	0	0	0	L	20-21
9/14	at N.Y. Jets	P	0	0	0	0		0	0	0	0	W	21-10
9/21	BUFFALO	P	0	0	0	0		0	0	0	0	W	17-7
10/5	at N.Y. Giants	P	0	0	0	0		0	0	0	0	W	23-10
10/12	at Jacksonville	P	0	0	0	0		0	0	0	0	W	24-10

2003 GAME-BY-GAME STATISTICS

DATE	OPPONENT	P/S	RECEIVING				RUSHING				W/L	SCORE
			NO.	YDS.	LG	TD	ATT.	YDS.	LG	TD		
10/27	at San Diego	S	0	0	0	0	0	0	0	0	W	26-10
11/2	INDIANAPOLIS	S	2	48	25	0	0	0	0	0	L	17-23
11/9	at Tennessee	S	2	27	21t	1	0	0	0	0	L	7-31
11/16	BALTIMORE	P	0	0	0	0	0	0	0	0	W	9-6
11/23	WASHINGTON	S	0	0	0	0	0	0	0	0	W	24-23
11/27	at Dallas	P	0	0	0	0	0	0	0	0	W	40-21
12/7	at New England	P	0	0	0	0	0	0	0	0	L	0-12
12/15	PHILADELPHIA	P	0	0	0	0	0	0	0	0	L	27-34
12/21	at Buffalo	P	0	0	0	0	0	0	0	0	W	20-3
12/28	N.Y. JETS	P	2	30	20	0	0	0	0	0	W	23-21
2003	TOTALS		16-5	7	110	25	1	0	0	0	10-6	

2004 GAME-BY-GAME STATISTICS

DATE	OPPONENT	P/S	RECEIVING				RUSHING				W/L	SCORE
			NO.	YDS.	LG	TD	ATT.	YDS.	LG	TD		
9/11	TENNESSEE	S	0	0	0	0	0	0	0	0	L	7-17
9/19	at Cincinnati	P	0	0	0	0	0	0	0	0	L	13-16
9/26	PITTSBURGH	S	3	16	10	0	0	0	0	0	L	3-13
10/3	NEW YORK JETS	P	2	15	10	0	0	0	0	0	L	9-17
10/10	at New England	S	0	0	0	0	0	0	0	0	L	10-24
10/17	at Buffalo	S	1	14	14	0	0	0	0	0	L	13-20
10/24	ST. LOUIS	S	0	0	0	0	0	0	0	0	W	31-14
11/1	at New York Jets	S	1	6	6	0	0	0	0	0	L	14-41
11/7	ARIZONA	P	0	0	0	1	0	0	0	0	L	23-24
11/21	at Seattle	P	0	0	0	0	0	0	0	0	L	17-24
11/28	at San Francisco	S	0	0	0	0	0	0	0	0	W	24-17
12/5	BUFFALO	P	1	15	15t	1	0	0	0	0	L	32-42
12/12	at Denver	S	1	10	10	0	0	0	0	0	L	17-20
12/20	NEW ENGLAND	P	1	9	9	0	0	0	0	0	W	29-28
12/26	CLEVELAND	S	0	0	0	0	0	0	0	0	W	10-7

DONALD LEE'S RECEIVING BREAKDOWN

	2004						CAREER					
	G	NO	YDS	AVG	LG	TD	G	NO	YDS	AVG	LG	TD
Buffalo	2	2	29	14.5	15	1	4	2	29	14.5	15	1
Miami	-	-	-	-	-	-	-	-	-	-	-	-
New England	2	1	9	9.0	9	0	4	1	9	9.0	9	0
N.Y. Jets	2	3	21	7.0	11	0	4	5	51	10.2	20	0
AFC East	6	6	59	9.8	15	1	12	8	89	11.1	20	1
Baltimore	1	3	25	8.3	14	0	2	3	25	8.3	14	0
Cincinnati	1	0	0	0.0	0	0	1	0	0	0.0	0	0
Cleveland	1	0	0	0.0	0	0	1	0	0	0.0	0	0
Pittsburgh	1	3	16	5.3	10	0	1	3	16	5.3	10	0
AFC Central	4	6	41	6.8	14	0	5	6	41	6.8	14	0
Houston	-	-	-	-	-	-	1	1	5	5.0	5	0
Indianapolis	-	-	-	-	-	-	1	2	48	24.0	25	0
Jacksonville	-	-	-	-	-	-	1	0	0	0	0	0
Tennessee	1	0	0	0.0	0	0	2	2	27	13.5	21	1
AFC South	1	0	0	0.0	0	0	5	5	80	16.0	25	1
Denver	1	1	10	10.0	10	0	1	1	10	10.0	10	0
Kansas City	-	-	-	-	-	-	-	-	-	-	-	-
Oakland	-	-	-	-	-	-	-	-	-	-	-	-
San Diego	-	-	-	-	-	-	1	0	0	0.0	0	0
AFC West	1	1	10	10.0	10	0	2	1	10	10.0	10	0
AFC Total	12	13	110	8.5	15	1	24	20	220	11.0	25	2

DONALD LEE'S RECEIVING BREAKDOWN

	2004						CAREER					
	G	NO	YDS	AVG	LG	TD	G	NO	YDS	AVG	LG	TD
Dallas	-	-	-	-	-	-	1	0	0	0.0	0	0
N.Y. Giants	-	-	-	-	-	-	1	0	0	0.0	0	0
Philadelphia	-	-	-	-	-	-	1	0	0	0.0	0	0
Washington	-	-	-	-	-	-	1	0	0	0.0	0	0
NFC East	-	-	-	-	-	-	4	0	0	0.0	0	0
Chicago	-	-	-	-	-	-	-	-	-	-	-	-
Detroit	-	-	-	-	-	-	-	-	-	-	-	-
Green Bay	-	-	-	-	-	-	-	-	-	-	-	-
Minnesota	-	-	-	-	-	-	-	-	-	-	-	-
NFC Central	-	-	-	-	-	-	-	-	-	-	-	-
Atlanta	-	-	-	-	-	-	-	-	-	-	-	-
Carolina	-	-	-	-	-	-	-	-	-	-	-	-
New Orleans	-	-	-	-	-	-	-	-	-	-	-	-
Tampa Bay	-	-	-	-	-	-	-	-	-	-	-	-
NFC South	-	-	-	-	-	-	-	-	-	-	-	-
Arizona	1	0	0	0.0	0	0	1	0	0	0.0	0	0
St. Louis	1	0	0	0.0	0	0	1	0	0	0.0	0	0
San Francisco	1	0	0	0.0	0	0	1	0	0	0.0	0	0
Seattle	1	0	0	0.0	0	0	1	0	0	0.0	0	0
NFC West	4	0	0	0.0	0	0	4	0	0	0.0	0	0
NFC Total	4	0	0	0.0	0	0	8	0	0	0.0	0	0
Home	8	7	55	7.9	15	1	16	12	138	11.5	25	1
Road	8	6	55	9.2	14	0	16	8	82	10.3	21	1
1st Down	16	5	36	7.2	14	0	32	9	125	13.9	25	1
2nd Down	16	8	74	9.3	15	1	32	10	85	8.5	15	1
3rd Down	16	0	0	0.0	0	0	32	1	10	10.0	10	0
4th Down	16	0	0	0	0	0	32	0	0	0	0	0
1st Half	16	8	78	9.8	15	1	32	10	93	9.3	15	1
2nd Half	16	5	32	6.4	11	0	32	10	127	12.7	25	1
Overtime	-	-	-	-	-	-	2	0	0	0.0	0	0
Grass	11	8	65	8.1	15	1	23	15	175	11.7	15	2
Turf	5	5	45	9.0	14	0	9	5	45	9.0	14	0
Aug./Sept.	3	3	16	5.3	10	0	6	4	21	5.3	10	0
October	4	3	29	9.7	14	0	8	3	29	9.7	14	0
November	4	0	0	0.0	0	0	9	5	81	16.2	25	1
Dec./Jan.	5	7	65	9.3	15	1	9	8	89	11.1	20	1
Games 1-8	8	7	51	7.3	14	0	16	10	104	10.4	25	0
Games 9-16	8	6	59	9.8	15	1	16	10	116	11.6	21	2
Wins	4	1	9	9.0	9	0	14	3	39	13.0	20	0
Losses	12	12	101	8.4	15	1	18	17	181	10.6	25	2
Ties	-	-	-	-	-	-	-	-	-	-	-	-


THE ORANGE BOWL

The 1986 season marked the end of an era for the Miami Dolphins as the team played its final season in the Orange Bowl. In 21 years there, the Dolphins posted a 110-38-3 (.738) regular-season record.

In the playoffs, Miami was 10-4 at the 75,206-seat Orange Bowl, giving the team a 120-43-3 (.736) mark in all games played there.

Miami played in the Orange Bowl from the team's initial season in 1966 through the 1986 campaign. From 1966 to 1969, the Orange Bowl had a grass playing field. The playing surface was changed to Poly-Turf in 1970, was replaced in 1972 and finally removed in March, 1976, so that Prescription Athletic Turf could be installed.

The Orange Bowl has been the site of many great sporting events, including five Super Bowls, the annual Orange Bowl Classic, Olympic soccer matches and championship boxing matches.



Sam Madison

Cornerback • 29

Height/Weight 5-11, 180
Born 4/23/74
College Louisville '97
Acquired D2, 1997
Signed Through 2007
NFL Ninth Season
Dolphins Ninth Season



PRO CAREER

CAREER TRANSACTIONS: A second-round draft choice (44th overall) of the Dolphins in 1997 . . . Signed a seven-year contract extension through the 2007 season on June 21, 2000.

CAREER PRO BOWL SELECTIONS: 4 (1999, 2000, 2001, 2002).

2004 – Started all 16 games, 15 at right cornerback and one on the left side . . . Marked the third consecutive season in which he started all 16 games . . . In fact, enters 2005 having started and played in 53 straight contests . . . Registered 60 tackles, three forced fumbles and nine passes defended, a figure which ranked third on the club . . . Was an integral part of a defense that ranked first in the AFC and second in the NFL in pass defense (162.0 yards per game) . . . In fact, since Madison became a full-time starter in 1998, the Dolphins have finished lower than 8th in the NFL in pass defense just once (19th in 2003) . . . Made the 100th start of his NFL career in game vs. N.Y. Jets (10/3) . . . Posted a season-high eight tackles vs. Buffalo (12/5) . . . In Dolphins' first win of the season, a 31-14 decision over St. Louis (10/24), helped limit the Rams' explosive offense to 269 net passing yards, including just six receptions for 102 yards combined for the starting receiving duo of Isaac Bruce and Torry Holt (1 for 4 yards for Holt) . . . In game at Seattle (11/21), forced a Mack Strong fumble which was recovered by Jason Taylor at the Seattle 35 and led to an A.J. Feeley seven-yard TD run six plays afterward . . .

CAREER INTERCEPTIONS: Madison has had six multiple-interception games in his career, with the last coming on October 12, 2003 at Jacksonville when he picked off a pair of Byron Leftwich passes . . . He also has had a pair of interceptions on September 20, 1998 against Pittsburgh, November 23, 1998 at New England, September 19, 1999 against Arizona and September 3, 2000 against Seattle . . . He had a career-high three interceptions on November 7, 1999 against Tennessee . . . His career total of 29 interceptions is tied for third on the Dolphins' all-time chart:

MIAMI DOLPHINS ALL-TIME INTERCEPTION LEADERS

PLAYER	YEARS	INTs	PLAYER	YEARS	INTs
1. Jake Scott	1970-75	35	6. William Judson	1982-89	24
2. Dick Anderson	1968-77	34	Louis Oliver	1989-93,	24
3. SAM MADISON	1997-04	29		1995-96	
Glenn Blackwood	1979-87	29	9. Gerald Small	1978-83	23
Patrick Surtain	1998-04	29	10. Curtis Johnson	1970-78	22
6. Terrell Buckley	1995-99, 2003	24	Tim Foley	1970-80	22

Since Madison became a starter in 1998, he has recorded 28 interceptions . . . This total is

MOST INTERCEPTIONS IN THE NFL OVER THE LAST SEVEN SEASONS

(1998-04)

PLAYER	TEAM(S)	1998	1999	2000	2001	2002	2003	2004	7-YEAR TOTALS
1. Darren Sharper	G.B.	0	3	9	6	7	5	4	34
2. Sammy Knight	N.O.,Miami	6	1	5	6	5	3	4	30
3. Terrell Buckley	Mia.,Den.,N.E.,NYJ	8	3	6	3	4	2	3	29
Aaron Glenn	N.Y. Jets/Houston	6	3	4	5	5	1	5	29
Patrick Surtain	Miami	2	2	5	3	6	7	4	29
6. SAM MADISON	MIAMI	8	7	5	2	3	3	0	28
Donnie Abraham	T.B., N.Y. Jets	1	7	7	6	4	1	2	28
Tory James	Den.,Oak.,Cin.	0	5	2	5	4	4	8	28

tied for the sixth-most in the NFL during this span.

RETURNS FOR TOUCHDOWNS: With two interception returns for touchdowns in his career, including one each in 1999 and 2003, Madison ranks tied for fourth for the most

MOST INTERCEPTION RETURNS FOR TDs IN DOLPHINS HISTORY

PLAYER	YEARS	INTs	PLAYER	YEARS	INTs
1. Zach Thomas	1996-04	4	Don McNeal	1980-89	2
2. Dick Anderson	1968-77	3	William Judson	1982-89	2
Terrell Buckley	1995-99, '03	3	Louis Oliver	1989-93	2
4. Dick Westmoreland	1966-69	2		95-96	
Jimmy Warren	1966-67	2	Troy Vincent	1992-95	2
Bill Stanfill	1969-76	2	SAM MADISON	1997-04	2
Lloyd Mumphord	1969-74	2	Patrick Surtain	1998-04	2
Mike Kozlowski	1979-86	2			

interception returns for touchdowns in Dolphins history:

2003 – Started all 16 games at right cornerback . . . Posted 55 tackles (50 solo), three interceptions for 82 yards in returns and one touchdown, two fumble recoveries and 14 passes defended, which were second-most on the team . . . Had his best game of the season in 24-10 win at Jacksonville (10/12) when he recorded the sixth multiple-interception game of his career as he picked off a pair of a Byron Leftwich passes for 46 yards in returns . . . Had a fumble recovery in that game, which came when Sammy Knight forced the ball loose from Fred Taylor on the game's third play from scrimmage and Madison recovered at the Jaguars' 41, leading to a Ricky Williams touchdown run six plays afterward . . . Accounted for his first interception of the season later in the opening half after the Jaguars were at midfield . . . With the Dolphins leading 17-10 and the Jaguars at their own 16 with 1:28 to play, Madison snared another Leftwich pass and returned it 29 yards to put the game out of reach . . . It marked the second interception return for a touchdown in his career, with the first coming on December 5, 1999 against Indianapolis when he picked off a Peyton Manning pass and returned it 21 yards for a score . . . That total is tied with 11 other players for the fourth-most interception returns for touchdowns in Dolphins history, trailing only Zach Thomas (4), Dick Anderson (3) and Terrell Buckley (3) . . . Overall, his interception return in the Jaguars game marked the third touchdown of his career, having had a 20-yard fumble return for a score on October 8, 2000 against Buffalo . . . Also had seven tackles and four passes defended in the Jaguars contest . . . Played in the 100th regular season game of his NFL career at Tennessee (11/9) . . . Had a 36-yard interception return of an Anthony Wright pass which led to a field goal in a 9-6 overtime win over Baltimore (11/16) . . . It was the 29th interception of his career, tying him with Glenn Blackwood for third on the Dolphins' all-time list.

2002 – Started all 16 games at right cornerback . . . Registered 31 tackles (27 solo), three interceptions for 15 yards in returns and a team-high 14 passes defended . . . Along with DE Jason Taylor and LB Zach Thomas, served as a tri-captain on defense . . . First interception of the year came vs. New England (10/6) when he picked off a Tom Brady pass . . . Also defended two passes in the Dolphins' 26-13 win over the Patriots . . . Posted a season-high five tackles, while also picking off a Brian Griese pass and returning it 15 yards, in a 24-22 win at Denver (10/13) . . . The interception occurred on the first series of the fourth quarter, and Madison

brought it back to the Dolphins' 48, setting up a Ricky Williams two-yard TD run six plays later, giving the Dolphins a 14-12 lead . . . The interception also was his 25th as a Dolphin, moving him ahead of Louis Oliver and William Judson into sole possession of fourth place on the Dolphins' career list . . . It also was one of a season-high five passes defended for Madison on the night, as he was awarded a defensive game ball . . . Collected four tackles and intercepted a Daunte Culpepper pass at Minnesota (12/21) . . .

PRO BOWL: Was an alternate for the AFC Pro Bowl squad, and made the team after teammate Patrick Surtain could not play because of a knee injury . . . One of seven Dolphins selected, the most by a Dolphins team since the 2000 season when they had seven representatives as well . . . For Madison, it was his fourth straight trip to the Pro Bowl . . . Along with LB Zach Thomas, they became the first Dolphins selected to four straight Pro Bowl squads since T Richmond Webb earned the honor seven times in a row, from 1990-96 . . . They became the first Dolphin defenders chosen to the Pro Bowl four consecutive times since LB John Offerdahl was voted five straight seasons (1986-90) . . . Recorded one of six interceptions on the day for the AFC as they came away with a 45-20 victory.

2001 – Started all 13 games in which he played at right cornerback . . . Was inactive for three contests . . . Along with Zach Thomas, served as a co-captain on defense . . . Finished the year with 30 total tackles (23 solo), two interceptions and 13 passes defended . . . Part of the No. 1-ranked pass defense in the NFL in 2001, one which yielded an average of only 176.8 yards a contest . . . Registered a season-high six tackles in opener at Tennessee (9/9), when he also came up with an interception . . . It marked the fourth interception of his career off Titans QB Steve McNair, his most off any quarterback, just ahead of Drew Bledsoe (3) and Peyton Manning (3) . . . Second interception of the year came in the second quarter at Indianapolis (11/11) when he picked off a Manning pass at the Dolphins' 3 after the Colts had a first-and-10 from the Dolphins' 41 . . . Sustained a right shoulder A/C joint separation on the play and was forced permanently from the game . . . Was inactive for each of the next three weeks with the injury . . . The first game that he missed was vs. N.Y. Jets (11/18), ending a string of 57 straight contests in which Madison had started and played . . . Prior to the Jets game, the last time Madison sat out was on December 14, 1997 at Indianapolis due to a right ankle injury . . . Started First Round Playoff game vs. Baltimore (1/13/02) . . . Was credited with one tackle . . .

POSTSEASON HONORS: For the third consecutive year, was named as a starter to the AFC Pro Bowl squad . . . He did not play in the game, however, because of a shoulder injury . . . Also was a second-team Associated Press All-Pro selection and a Pro Football Weekly All-AFC pick . . . Along with LB Zach Thomas, who was also chosen to his third straight Pro Bowl in 2001, they were the first Dolphins to be voted three years in-a-row or more since T Richmond Webb earned the honor seven consecutive times (1990-96) . . . Madison and Thomas became the first Dolphin defenders to be chosen three or more straight times since LB John Offerdahl (1986-90) . . . Madison was the first Dolphin to be selected as a starter three or more straight times since Webb (1992-95), while he was the first Dolphin defender to earn such an honor since Offerdahl (1988-90).

2000 – Started all 16 regular season games at right cornerback . . . Finished the year with 40 total tackles (38 solo) . . . Came up with five interceptions, 16 passes defended, two fumble recoveries and three forced fumbles . . . Scored one touchdown on the year via a fumble return . . . Key part of a defensive unit which ranked third in the AFC and fifth in the NFL in pass defense, allowing an average of only 181.3 yards a game . . . Also part of a defense that amassed an NFL-high 28 interceptions, tied for the fourth-highest single-season total in team history . . . Underwent surgery following the season, on February 13, 2001 . . . Had surgery to remove bone spurs from his right ankle . . . The surgery was performed by Dr. Robert Mills at Holy Cross Hospital in Fort Lauderdale . . .

INTERCEPTIONS: Five interceptions tied for second on the team, along with Brock Marion and Patrick Surtain, and tied for ninth in the AFC . . . Along with Brian Walker's seven interceptions, it marked the first time since 1981 that an NFL team had at least four players record five or more interceptions in the same season . . . That year, the feat was accomplished by Tampa Bay's Cedric Brown (nine), Mike Washington (six), Neal Colzie (six) and Cecil Johnson (five) . . . It was the first time in Dolphins history that this has occurred . . . Madison had one game with two interceptions in 2000 . . .

POSTSEASON HONORS: For the second consecutive year, was named as a starter to the AFC Pro Bowl squad . . . Joined six other Dolphins in the game, marking Miami's most representatives since they also had seven following the 1984 season . . . In addition, Madison was a first-team All-Pro choice by the Associated Press, Pro Football Weekly, The Sporting News, Football Digest and USA Today . . . Was a second-team All-Pro pick by College & Pro

Football Newsweekly . . . Also was selected to the "All-Iron" team, as chosen by CBS analyst Phil Simms . . . Was the recipient of the Dolphins Jasper MVP by the Florida Sports Awards . . .

GAME HIGHLIGHTS: In season-opener vs. Seattle (9/3) came up with two interceptions as the Dolphins held the Seahawks to 72 net passing yards in a 23-0 victory . . . Returned one of the interceptions 34 yards, the third-longest return of his career . . . It marked the fifth multiple-interception game of his career . . . Recorded a season-high five tackles at Minnesota (9/10) when he also defended a pass and forced a fumble . . . Had three tackles, a pass defended and a fumble recovery vs. Buffalo (10/8) . . . Scooped up a Sammy Morris fumble and raced 20 yards into the end zone to give the Dolphins a 22-13 lead with 4:45 to play in the game . . . Notched interceptions in games at N.Y. Jets (10/23), at San Diego (11/12) and at Buffalo (12/3) . . . Had three tackles, a pass defended and a forced fumble at Detroit (11/5) . . . Forced fumble occurred when he stripped Lions RB Larry Foster of the ball at the Dolphins' 3, the ball rolled into the end zone and Dolphins CB Patrick Surtain recovered . . . Recorded four tackles, a fumble recovery and a forced fumble vs. Indianapolis (12/17) . . . Started both playoff games following the 2000 season at right cornerback . . . Was credited with eight tackles (6 solo) and a pass defended.

1999 – Started all 16 regular season games at right cornerback . . . Finished with 52 total tackles (43 solo) and a team-high seven interceptions for 164 yards in returns, including a touchdown . . . Also tied for the team lead with 15 passes defended . . . Tackle total tied for ninth on the team . . . In a vote of his teammates, was voted as permanent co-captain on defense, along with linebacker Zach Thomas . . . Underwent arthroscopic surgery following the season, on February 10, 2000 to remove loose bodies from his left knee . . . The surgery was performed by Dr. Dan Kanell at Holy Cross Hospital in Ft. Lauderdale . . .

INTERCEPTIONS: Tied for the NFL-lead in interceptions, along with Baltimore's Rod Woodson, Kansas City's James Hasty, Tampa Bay's Donnie Abraham and Philadelphia's Troy Vincent . . . Became the third Dolphin to lead or share the league lead in interceptions . . . Dick Westmoreland had an AFL-high ten in 1967 and Dick Anderson led the NFL with eight in 1973 . . . His seven interceptions tied for the ninth-highest total by a Dolphin in a season, and he owns two of the nine highest single-season interception totals in club history . . . Had two games of two or more interceptions in 1999 with three vs. Tennessee (11/7) and two vs. Arizona (9/19) . . . From 1998-99, Madison totaled 15 interceptions, the most by a Dolphin in consecutive seasons, surpassing the previous best of 14, achieved by both Dick Westmoreland (four in 1966, 10 in 1967) and Jake Scott (eight in 1974, six in 1975) . . .

POSTSEASON HONORS: Was selected as a starter to the AFC Pro Bowl squad, joining kicker Olindo Mare and linebacker Zach Thomas on the team . . . The three representatives marked Miami's most since the 1995 season when they had four selections . . . It was the first Pro Bowl of Madison's career . . . Overall, he became the fourth Dolphins defensive back to be named, joining Dick Anderson (1972-74), Jake Scott (1971-75), and Tim Foley (1979), and the first cornerback . . . In addition, Madison was a first-team All-Pro selection by the Associated Press, USA Today, Sports Illustrated, The Sporting News, Pro Football Weekly and Football Digest . . . He also was chosen as the NFL Alumni Association's Defensive Back of the Year . . . In a vote of the South Florida media and the fans, Madison was chosen as the team's Dan Marino MVP award winner for 1999 as well . . .

PLAYER OF THE WEEK: Was named AFC Defensive Player of the Week three times in 1999 . . . He was cited for his performances in wins vs. Arizona (9/19), at New England (10/17) and vs. Tennessee (11/7) . . . They were the first three AFC weekly honors of his NFL career . . . Since this award was first given out by the NFL in 1984, Madison was just the second player to win it three times in the same season, joining Cincinnati safety David Fulcher, who came away with the award three times in 1989 . . .

GAME HIGHLIGHTS: Had three tackles and two interceptions that he returned a total of 29 yards (15 and 14 yards) vs. Arizona (9/19) . . . It marked the third multiple-interception game of his career . . . Was named AFC Defensive Player of the Week his performance, the first such honor of his career . . . Was credited with four tackles at New England (10/17) when he held Patriots wide receiver Terry Glenn without a reception . . . That effort earned Madison his second AFC Defensive Player of the Week Award of the season . . . Had three tackles and three interceptions that he returned a total of 101 yards, including a career-long return of 42 yards, in 17-0 victory vs. Tennessee (11/7) . . . It was the fourth multiple-interception game of his career and marked a new career-high, earning him his third AFC Defensive Player of the Week award of the year . . . His three interceptions tied for the second-most in a game in Dolphins history, a figure achieved seven previous times in the regular season, most recently by Louis Oliver on October 4, 1992 at Buffalo, and eight times overall, including playoffs . . . The three interceptions are surpassed only by the team-record of four, set by Dick Anderson

on December 3, 1973 against Pittsburgh . . . Madison's 101 return yards currently is the fourth-highest single-game total in club history and the most since Oliver amassed a club-record 170 yards in that Bills contest in 1992 . . . Had a season-high eight tackles with an interception and two passes defended vs. New England (11/21) . . . Had three tackles and an interception that he returned 21 yards for a touchdown vs. Indianapolis (12/5) . . . It was the first touchdown of

1998 — Emerged as one of the best young cornerbacks in the NFL in his first season as a full-time starter . . . Opened all 16 regular season games and both playoff contests at right cornerback . . . Finished the regular season ranked fourth on the team with 59 total tackles . . . Led club with 23 passes defended . . . Tied for team lead, along with Terrell Buckley, and tied for second in the AFC and in the NFL with eight interceptions . . . Also notched one sack during the course of the year . . .

INTERCEPTIONS: Picked off eight passes in 1998 (114 yards in returns), seven more than his total from his rookie season of 1997 . . . The eight interceptions also tied for the second-highest single-season total in franchise history, along with Terrell Buckley, trailing only Dick Westmoreland, who picked off ten passes in 1967:

DOLPHINS SINGLE-SEASON INTERCEPTION LEADERS

YEAR	PLAYER	INTs	YEAR	PLAYER	INTs
1. 1967	Dick Westmoreland	10	1998	SAM MADISON	8
2. 1966	Willie West	8	1998	Terrell Buckley	8
1968	Dick Anderson	8	9. 1971	Jake Scott	7
1970	Dick Anderson	8	1980	Gerald Small	7
1973	Dick Anderson	8	1999	SAM MADISON	7
1974	Jake Scott	8	2000	Brian Walker	7

In addition, along with Terrell Buckley's eight interceptions, the pair combined for 16 interceptions on the year, the highest figure by a tandem from the same team in the NFL in 1998 and also tied for the tenth-highest in the NFL since the 1970 NFL-AFL merger:

TOP NFL INTERCEPTION TANDEM (SINCE 1970)

TEAM	YEAR	PLAYER	INTS	PLAYER	INTS	TOTAL
1. Dallas	1981	Everson Walls	11	Dennis Thurman	9	20
2. Los Angeles	1976	Monte Jackson	10	Rod Perry	8	18
Houston	1979	Mike Reinfeldt	12	J.C. Wilson	6	18
Seattle	1984	Kenny Easley	10	Dave Brown	8	18
5. Philadelphia	1971	Bill Bradley	11	Leroy Keyes	6	17
Baltimore	1977	Lyle Blackwood	10	Stan White	7	17
Kansas City	1980	Gary Barbaro	10	Eric Harris	7	17
St. Louis	1997	Ryan McNeil	9	Keith Lyle	8	17
Minnesota	2003	Brian Russell	9	Corey Chavous	8	17
10. MIAMI	1998	SAM MADISON	8	TERRELL BUCKLEY	8	16
Detroit	1970	Dick LeBeau	9	Lem Barney	7	16
Kansas City	1974	Emmitt Thomas	12	Kerry Reardon	4	16
Minnesota	1975	Paul Krause	10	Bobby Bryant	6	16
Buffalo	1977	Tony Greene	9	Mario Clark	7	16
Cleveland	1978	Thom Darden	10	Oliver Davis	6	16
Oakland	1980	Lester Hayes	13	Mike Davis	3	16
San Fran.	1981	Dwight Hicks	9	Ronnie Lott	7	16
Green Bay	1984	Tom Flynn	9	Tim Lewis	7	16
San Fran.	1986	Ronnie Lott	10	Tim McKyer	6	16
Chicago	1990	Mark Carrier	10	Lemuel Stinson	6	16
Tampa Bay	2001	Ronde Barber	10	Donnie Abraham	6	16

Buckley and Madison's combined interception total also is the highest figure in Dolphins history:

MOST INTERCEPTIONS BY A DOLPHINS TANDEM IN A SEASON

YEAR	PLAYER	INTs	PLAYER	INTs	TOTAL
1. 1998	SAM MADISON	8	TERRELL BUCKLEY	8	16
2. 1967	Dick Westmoreland	10	Jimmy Warren	4	14
3. 1966	Willie West	8	Jimmy Warren	5	13
1970	Dick Anderson	8	Lloyd Mumphord	5	13

Madison and Buckley, along with Arizona's Kwamie Lassiter, finished the season tied for second in the NFL in interceptions in 1998:

NFL INTERCEPTION LEADERS IN 1998

PLAYER	TEAM	INTs	YARDS	AVG.	LG	TD
1. Ty Law	New England	9	133	14.8	59t	1
2. SAM MADISON	MIAMI	8	114	14.3	35	0
Terrell Buckley	Miami	8	157	19.8	61	1
Kwamie Lassiter	Arizona	8	80	10.0	29	0
5. Ray Buchanan	Atlanta	7	102	14.6	34	0
Jimmy Hitchcock	Minnesota	7	242	34.6	79t	3
Shawn Springs	Seattle	7	142	20.3	56t	2

GAME HIGHLIGHTS: In 21-0 shutout win vs. Pittsburgh (9/20), recorded two tackles and five passes defended, including two interceptions for 21 yards, marking the first multiple-interception game of his career . . . Was awarded a defensive game ball for his performance in the Steelers game . . . Notched two tackles and two passes defended, including an interception, vs. Indianapolis (11/8), and earned a game ball . . . Recorded seven tackles and two interceptions in Monday night game at New England (11/23), when he returned a pair of Drew Bledsoe passes a total of 58 yards, including a long return of 31 . . . Received a game ball vs. New Orleans (11/29) when he tallied three tackles and an interception . . . Had three tackles, a sack and three passes defended, including an interception, at Oakland (12/6) . . . The sack, a 6-yard loss of Raiders QB Donald Hollas, was the first of his career . . . Was awarded a defensive game ball in the Raiders contest . . . Posted eight tackles and three passes defended, including an interception of a John Elway pass that he returned a season-long 35 yards, in Monday night win over Denver (12/21) . . . Started both playoff games following the 1998 season at right cornerback . . . Finished third on the team with ten total tackles . . . Tied for first with two passes defended . . . Registered six tackles in First-Round win vs. Buffalo (1/2/99) . . .

POSTSEASON HONORS: Following the 1998 season, was named a first-team All-Pro pick by Sports Illustrated, a second-team Associated Press All-Pro, a first-team All-AFC selection by Football News, and a second-team All-Pro choice by Football Digest.

1997 – Played in 14 games with three starts in his rookie season . . . Finished with 20 tackles (16 solo), an interception, four passes defended and a forced fumble . . . Added one stop on special teams . . . Missed two games during the preseason schedule . . . Underwent arthroscopic surgery on July 30 for the removal of a loose body from his left ankle that was causing irritation and discomfort . . . Surgery was performed at HealthSouth Doctors' Hospital in Coral Gables by Dr. John Uribe and Dr. Dan Kanell . . . Made his initial NFL start, at right cornerback, at New England (11/23) . . . Also started the following week at Oakland (11/30), and came up with two tackles and two passes defended, including the first interception of his career, returning a Jeff George pass 21 yards . . . Played sparingly in a reserve role vs. Detroit (12/7) due to right ankle injury . . . Did not play the following week at Indianapolis (12/14) due to soreness in the ankle . . . Returned to starting lineup at right cornerback for season finale vs. New England (12/22), and tallied a season-high six tackles, which led the team that night . . . Also forced a fumble in the game . . . Opened at right cornerback in First-Round Playoff game at New England (12/28) and posted three tackles and a pass defended.

C O L L E G E

Was a four-year letterman (1993-96) and three-year starter at Louisville . . . Set Cardinals career records for interceptions (16) and passes defended (44) . . . Named a second-team All-America and first-team All-Conference USA pick as a senior . . . Finished with 52 tackles, two

sacks, six interceptions (including one for a TD) and 16 passes defended . . . Added three receptions for 143 yards and a touchdown, and returned two kickoffs for 42 yards . . . Had a 41-yard interception return for a touchdown against Kentucky his senior season . . . Had a 51-yard scoring reception against Michigan State that year as well . . . Was a third-team All-America selection his junior season . . . Registered 65 tackles, two sacks, 13 passes defended and seven interceptions, which ranked fourth in the nation . . . Seven interceptions were one shy of the school record of eight held by Ray Buchanan . . . Started every game as a sophomore and recorded 67 tackles, two forced fumbles, 11 passes defended and an interception . . . Saw action in a reserve role at wide receiver and cornerback as a redshirt freshman, when he finished with 17 tackles, a fumble recovery, four passes defended and an interception . . . Redshirted as a true freshman . . . Majored in justice administration. Sam and his wife, Saskia, have a son, Kellen (6/12/03) . . . Family resides in Ft. Lauderdale . . .

PERSONAL

Attended Florida A&M High School in Tallahassee, where he played wide receiver and defensive back . . . Also lettered in basketball, baseball and track and field . . . Advanced to the state finals in the triple jump and long jump . . . Lists "Belly" as favorite movie, "Martin" as favorite television show, and Tupac Shakur as favorite recording artist . . . In 2000, formed his own charitable organization called "Madison Avenue for Kids" (www.madisonavenueforkids.com) . . . Along with other Dolphins defensive backs, was part of the "Prudential No Passing Zone" program, which in conjunction with Prudential, helped 2,400 children from the Broward Boys & Girls Clubs attend Dolphins home games each year from 1998-2003 . . . Each December for the past five years, Madison has hosted 100 children from the Broward Boys & Girls Clubs of Broward County as part of "Miracle on our Street", in which he gives each child a holiday shopping spree of \$500 at Wal-Mart . . . Has assisted in building houses in Miami for Habitat for Humanity . . . For two years (2003-04), hosted the Sam Madison Celebrity Amputee Golf Classic in Orlando, which raised awareness on the abilities of amputees and benefited the American Diabetes Association and WTH Bliss, Inc. (a motor vehicle accident victim fund) . . . Since 2001, has hosted his annual "Madison's Gridiron Halloween Party" benefiting the Boys & Girls Clubs of Broward County . . . For the past two years, has held the "Cuts for a Cause" event which raises money for his foundation . . . Was part of a defensive backfield that won the team's Community Service Award for 1999 . . . Also earned the honor for 2004 . . . Rap star Trick Daddy is wearing Madison's jersey No. 29 on the cover of one of the performer's albums . . . Served as a guest correspondent for the NFL Network during the 2004 playoffs . . . Full name is Samuel A. Madison, Jr., born April 23, 1974 in Monticello, Fla.

SAM MADISON'S NFL REGULAR SEASON STATISTICS

YEAR	TEAM	G-S	TACK.	ASST.	TOTAL	FUM. REC.	FOR. FUM.	INT.	YDS.	LG	TD
1997	Miami	14-3	16	4	20	0	1	1	21	21	0
1998	Miami	16-16	43	16	59	0	0	8	114	35	0
1999	Miami	16-16	43	9	52	0	0	7	164	42	1
2000	Miami	16-16	38	2	40	2	3	5	80	34	0
2001	Miami	13-13	23	7	30	0	0	2	0	0	0
2002	Miami	16-16	27	4	31	0	0	3	15	15	0
2003	Miami	16-16	50	5	55	2	0	3	82	36	1
2004	Miami	16-16	45	15	60	0	3	0	0	-	0
8-YEAR TOTALS		123-112	285	62	347	4	7	29	476	42	2

SAM MADISON'S NFL PLAYOFF STATISTICS

YEAR	TEAM	G-S	TACK.	ASST.	TOTAL	FUM. REC.	FOR. FUM.	INT.	YDS.	LG	TD
1997	Miami	1-1	1	2	3	0	0	0	0	0	0
1998	Miami	2-2	8	2	10	0	0	0	0	0	0
1999	Miami	2-2	6	1	7	0	0	0	0	0	0
2000	Miami	2-2	6	2	8	0	0	0	0	0	0
2001	Miami	1-1	0	1	1	0	0	0	0	0	0
PLAYOFF TOTALS		8-8	21	8	29	0	0	0	0	0	0

ADDITIONAL STATS

Passes Defensed: 4 in 1997, 23 in 1998, 15 in 1999, 16 in 2000, 13 in 2001, 14 in 2002, 14 in 2003, 9 in 2004 for total of 108 (P-6)


Sacks: 1 in 1998

Defensive Touchdowns: 1 interception return in 1999, 1 fumble return in 2000, 1 interception return in 2003 for total of 3

Special Teams Tackles: 1 in 1997

SINGLE-GAME CAREER-HIGHS


Most Interceptions:	3	vs. Tennessee, 11/7/99
	2	vs. Pittsburgh, 9/20/98
	2	at New England, 11/23/98
	2	vs. Arizona, 9/19/99
	2	vs. Seattle, 9/3/00
	2	at Jacksonville, 10/12/03
Most Interception Return Yards:	101	vs. Tennessee, 11/7/99
	58	at New England, 11/23/98
	46	at Jacksonville, 10/12/03
Longest Interception Returns:	42	vs. Tennessee, 11/7/99
	36	vs. Baltimore, 11/16/03



Maurice Mann

Wide Receiver • 16

Height/Weight	6-1, 190
Born	9/14/82
College	Nevada '04
Acquired	FA, 2004
Signed Through	2005
NFL	Second Season
Dolphins	Second Season



PRO CAREER

CAREER TRANSACTIONS: Was a fifth-round draft choice (149th overall) of Cincinnati in 2004 . . . Was waived by the Bengals on September 6, 2004 and then signed to the practice squad a day later . . . Was signed to the Dolphins active roster on November 19, 2004.

2004 – Was signed by the Dolphins off of Cincinnati's practice squad on November 19 . . . Was inactive for each of his seven games on the team's 53-man roster.

FINS FACT

As a youngster, Maurice quit tackle football after his first year of Pop Warner when he took a vicious hit. "I just got blasted and didn't think I could compete," Maurice recalls. After more than a year of playing flag football, he returned to the Pop Warner league when he was 12, and in his first game back he rushed for more than 200 yards.

COLLEGE

Played two seasons at Nevada (2002-03) and totaled 53 receptions for 827 yards and five touchdowns . . . As a senior, caught 35 passes for 594 yards and two touchdowns and played in the Hula Bowl following the season . . . Began his collegiate career at Monterey (Calif.) Peninsula College, where he played from 2000-01 . . . Was a Junior College All-America selection in 2001 when he tallied 71 receptions for 960 yards and eight touchdowns . . .

PERSONAL

Majored in business marketing.

Single . . . Attended Monterey (Calif.) High School, where he lettered in football, track and basketball . . . Was the conference high hurdles champion . . . Has been active in working with

MAURICE MANN'S NFL REGULAR SEASON STATISTICS

YEAR	TEAM	G-S	NO.	RECEIVING				LG	TD	RUSHING			
				YDS.	AVG.					ATT.	YDS.	LG	TD



Olindo Mare

Kicker • 10

Height/Weight5-11, 190
 Born6/6/73
 CollegeSyracuse '96
 AcquiredFA, 1997
 Signed Through2009
 NFLNinth Season
 DolphinsNinth Season



PRO CAREER

CAREER TRANSACTIONS: Originally signed with the New York Giants as an undrafted college free agent in 1996 . . . Was waived by the Giants on August 25, 1996 and then signed to the practice squad on August 27, 1996 . . . Signed by the Dolphins as a free agent on February 27, 1997 . . . Was re-signed to a six-year contract through the 2006 season on March 1, 2001 . . . Signed a three-year contract extension through 2009 on March 3, 2004.

FINS FACT

Olindo earned a scholarship to Syracuse after he and his father, Gino, sent out tapes of him kicking the ball on an empty field at light posts.

CAREER PRO BOWL SELECTIONS: 1 (1999)

2004 — Played in 11 games . . . Was inactive for four games and dressed but did not play in one other . . . Led team in scoring by amassing 54 points on 12-16 FGs and 18-18 PATs . . . Sat out game at New England (10/10) with a calf injury, snapping a string of 116 consecutive contests in which he had played . . . Was inactive for the four games following that before returning for contest at Seattle (11/21) . . . Despite missing five games, tied for third in the AFC and seventh in the NFL with 11 touchbacks on kickoffs . . . Average field goal made of 39.1 yards was the highest of his NFL career . . . Contributed two tackles on kickoff coverage . . . Had a season-high three field goals (3 atts.) vs. N.Y. Jets (10/3) . . . Was wide left on a 22-yard attempt at San Francisco (11/28), the shortest miss of his NFL career . . . In game vs. Cleveland (12/26), connected on a 51-yard field goal with seven seconds remaining to give the Dolphins a 10-7 win in a Sunday night contest, the tenth fourth-quarter game-winning kick of his career . . . Connected on five of his last six field goal attempts of the season . . .

CAREER FIELD GOALS: In his career, Mare has made good on 194 field goals, the highest total in franchise history . . . He tied the previous club record of 176, formerly held by Pete Stoyanovich, with a 23-yard field goal in the first quarter of a Monday night game against Philadelphia at Dolphins Stadium on December 15, 2003 . . . He broke the mark on a 50-yard

MIAMI DOLPHINS ALL-TIME RECORD FOR FIELD GOALS

PLAYER	YEARS	FIELD GOALS
1. OLINDO MARE	1997-04	194
2. Pete Stoyanovich	1989-95	176
3. Garo Yepremian	1970-78	165
4. Uwe von Schamann	1979-84	101
5. Fuad Reveiz	1985-88	53

field goal with 14 seconds remaining in that game:

CAREER POINTS: In his career, Mare has amassed 840 points, the most in franchise history . . . He tied and surpassed Garo Yepremian's club record with a 30-yard field goal in a

MIAMI DOLPHINS ALL-TIME RECORD FOR POINTS

PLAYER	YEARS	TDs	FGs	PATs	POINTS
1. OLINDO MARE	1997-04	0	194	258	840
2. Garo Yepremian	1970-78	0	165	335	830
3. Pete Stoyanovich	1989-95	0	178	252	774
4. Uwe von Schamann	1979-84	0	101	237	540
5. Mark Clayton	1983-92	82	0	0	492

Monday night game against New England at Dolphins Stadium on December 20, 2004:

FIELD GOAL FREQUENCY: In his career, Mare has kicked four or more field goals in a game nine times, and the Dolphins are 7-2 in those games . . . He has accounted for three or more field goals in a game 28 times during the regular season and 29 occasions overall, including playoffs, and the Dolphins are 23-5 in such games in the regular season and 24-5 including playoffs . . .

FIELD GOAL ACCURACY: In his career, Mare now has connected on 194 of his 237 field goal attempts . . . This percentage of .819 ranks sixth in NFL history among kickers with at least 100 + career regular season field goals made . . . Mare's 42-yard field goal (his second FG of the game) on October 23, 2000 at the N.Y. Jets was his 100th career field goal made, officially qualifying him to be ranked among the NFL's all-time field goal accuracy

NFL'S ALL-TIME FIELD GOAL ACCURACY LEADERS

PLAYER	TEAM(S)	YEARS	FG	FGA	PCT.
1. Mike Vanderjagt*	Indianapolis	1998-04	194	223	.870
2. David Akers*	Wash., Philadelphia	1998-04	139	167	.832
3. Matt Stover*	Cleve., Baltimore	1991-04	350	423	.827
4. Ryan Longwell*	Green Bay	1997-04	206	250	.824
5. Adam Vinatieri*	New England	1996-04	243	296	.821
6. OLINDO MARE*	MIAMI	1997-04	194	237	.819
7. Phil Dawson*	Cleveland	1999-04	108	132	.818
8. John Carney*	T.B., Rams, S.D., N.O.	1988-04	365	448	.8147
9. Jeff Wilkins*	Phil., S.F., St. Louis	1994-04	224	275	.8145
10. Doug Brien*	S.F., N.O., Ind., T.B., Minn., NYJ	1994-04	206	254	.811

* - active player

leaders:

In addition, Mare's success rate of .819 is the best career accuracy mark in Dolphins history

MIAMI DOLPHINS ALL-TIME LEADERS IN FIELD GOAL ACCURACY

PLAYER	YEARS	FG	FGA	PCT.
1. OLINDO MARE	1997-04	194	237	.819
2. Pete Stoyanovich	1989-95	176	222	.793
3. Fuad Reveiz	1985-88	53	72	.736
4. Garo Yepremian	1970-78	165	242	.682
5. Uwe von Schamann	1979-84	101	149	.678

(minimum 50 attempts):

GAME WINNING KICKS: In his career, Mare is 10 of 14 in potential game-winning situations in the fourth quarter or overtime . . . He first missed on a 54-yard attempt at Jacksonville on October 12, 1998, with the score tied at 21 apiece with 2:44 remaining, in a contest that the Jaguars would go on to win, 28-21 . . . He missed twice on October 19, 2003 against New England, on a pair of 35 yarders, including once at the end of regulation and once in overtime . . . In the Patriots game, his 35-yarder with 1:52 left in regulation and the score tied at 13 apiece was blocked . . . He then missed wide right on a 35-yard attempt in overtime . . . He also missed a 48-yard attempt with 2:34 left in a game against Baltimore on November 16, 2003 when the score was tied at 6-6, although he would kick a 43-yard field goal in overtime to give the Dolphins a 9-6 win . . . Overall in his career in the fourth quarter,

OLINDO MARE'S GAME-TYING OR WINNING FOURTH QUARTER OR OVERTIME KICKS

DATE	OPPONENT	SITUATION	LENGTH OF FIELD GOAL	W/L	FINAL SCORE
9/7/97	Tennessee	Tied 13-13 with 12:45 left in overtime	29 yards	W	16-13 (OT)
10/5/97	Kansas City	Tied at 14-14 with 5:40 left in regulation	26 yards	W	17-14
12/7/97	Detroit	Tied at 30-30 with :04 left in regulation	42 yards	W	33-30
10/25/98	New England	Miami trailing 9-6 with :49 left in regulation	25 yards		
		Tied at 9-9 with 10:24 left in overtime	43 yards	W	12-9 (OT)
12/5/99	Indianapolis	Miami trailing 34-31 with :36 left in regulation	32 yards	L	34-37
12/19/99	San Diego	Miami trailing 9-6 with 6:06 left in regulation	30 yards		
		Tied at 9-9 with 3:22 left in regulation	31 yards	W	12-9
12/24/00	at New England	Tied at 24-24 with :09 left in regulation	49 yards	W	27-24
11/25/01	at Buffalo	Miami trailing 27-24 with 1:11 left in regulation	39 yards	W	34-27
11/13/02	at Denver	Miami trailing 22-21 with 0:06 left in regulation	53 yards	W	24-22
11/16/03	Baltimore	Tied 6-6 with 8:48 left	43 yards	W	9-6 (OT)
		8:48 left in overtime			
12/28/03	N.Y. Jets	Miami trailing 21-20 with 0:03 left in regulation	22 yards	W	23-21
12/26/04	Cleveland	Tied 7-7 with 0:07	51 yards	W	10-7

he has kicked 13 field goals that either tied the game (in a win) or gave the Dolphins their final lead:

LONG FIELD GOALS: With 13 field goals of 50 yards or longer in his career, Mare is second on the Dolphins' all-time list in this category, trailing only Pete Stoyanovich, who converted 16 field goals of 50 yards or longer . . . In 2003, Mare connected on four field goals of 50 yards or longer, the most in his career and the most ever by a Dolphin, surpassing the previous mark of three established by Garo Yepremian (1972), Stoyanovich (1991, 1992) and

DOLPHINS KICKERS WITH FIELD GOALS OF 50 YARDS OR LONGER

PLAYER	DATE	OPPONENT	DISTANCE
Pete Stoyanovich	November 12, 1989	at New York Jets	59
	January 5, 1991	Kansas City	58*
	September 27, 1992	at Seattle	53
	September 29, 1991	at New York Jets	53
	October 28, 1990	at Indianapolis	53
	October 10, 1993	at Cleveland	52
	November 22, 1992	Houston	52
	September 22, 1991	Green Bay	52
	October 8, 1995	Indianapolis	51
	January 17, 1993	Buffalo	51*
	September 23, 1990	at New York Giants	51
	November 16, 1992	Buffalo	50
	December 9, 1991	Cincinnati	50
	December 27, 1993	at San Diego	50
	October 30, 1994	at New England	50
	December 17, 1995	at Buffalo	50
OLINDO MARE	OCTOBER 24, 1999	PHILADELPHIA	54
	OCTOBER 17, 1999	AT NEW ENGLAND	53
	SEPTEMBER 22, 2002	N.Y. JETS	53
	OCTOBER 13, 2002	AT DENVER	53
	NOVEMBER 16, 2003	BALTIMORE	52
	SEPTEMBER 19, 1999	ARIZONA	51
	OCTOBER 12, 2003	AT N.Y. GIANTS	51
	NOVEMBER 23, 2003	WASHINGTON	51
	DECEMBER 26, 2004	CLEVELAND	51
	DECEMBER 22, 1997	NEW ENGLAND	50
	JANUARY 9, 2000	AT SEATTLE	50*
	DECEMBER 15, 2003	PHILADELPHIA	50
	NOVEMBER 28, 2004	AT SAN FRANCISCO	50
Garo Yepremian	October 22, 1972	Buffalo	54
	September 16, 1973	San Francisco	53
	December 5, 1976	Buffalo	53
	October 1, 1972	at Minnesota	51
	December 16, 1972	Baltimore	50
Uwe von Schamann	October 21, 1979	at New England	53
	November 13, 1983	at New England	52
	September 4, 1983	at Buffalo	50
Fuad Reveiz	November 16, 1986	at Buffalo	52
	January 4, 1986	Cleveland	51*

* Playoff game

Mare (1999) . . . Over the last three seasons, Mare has converted eight field goals of 50 yards or longer after accumulating four over his first five seasons:

In addition, Mare's 54-yard field goal on October 24, 1999 vs. Philadelphia is tied for the second-longest regular season field goal in Dolphins history (tied for third-longest overall, including playoffs), and along with his 53-yard field goals on October 17, 1999 at New

LONGEST FIELD GOALS IN DOLPHINS HISTORY

PLAYER	DATE	OPPONENT	DISTANCE
1. Pete Stoyanovich	11/12/89	at N.Y. Jets	59
2. Pete Stoyanovich	1/5/91	vs. Kansas City*	58
3. Garo Yepremian	10/22/72	vs. Buffalo	54
OLINDO MARE	10/24/99	VS. PHILADELPHIA	54
5. OLINDO MARE	10/17/99	AT NEW ENGLAND	53
OLINDO MARE	9/22/02	N.Y. JETS	53
OLINDO MARE	10/13/02	AT DENVER	53
Six other times			53

* Playoff game

England, September 22, 2002 vs. N.Y. Jets, and October 13, 2002 at Denver, Mare's four longest field goals of his career now all rank among the 13 longest in franchise history:

MOST TOUCHBACKS IN THE NFL OVER THE LAST SIX SEASONS

(1999-2004)

PLAYER	TEAM	TOUCHBACKS
1. OLINDO MARE	MIAMI	86
2. Wade Richey	S.F., S.D., Baltimore	85
3. Sebastian Janikowski	Oakland	67
4. Jason Hanson	Detroit	65

TOUCHBACKS: Since the advent of the K-Ball in 1999, Mare has accumulated 86 touchbacks, the most in the NFL over this six-year stretch:

MOST TOUCHBACKS IN THE NFL SINCE 1997

PLAYER	TEAM	TOUCHBACKS
1. OLINDO MARE	MIAMI	119
2. Wade Richey	S.F., S.D., Baltimore	112
3. Jason Hanson	Detroit	110
4. John Hall	N.Y. Jets, Washington	100

Overall in his nine NFL seasons, he has accounted for 119 touchbacks, a figure which also is the most in the NFL over the past eight seasons (1997-2004):

2003 – Played in all 16 regular season games . . . Connected on 22 of 29 field goals and 33 of 34 PATs for a team-high 99 points, a total that ranked sixth in the AFC . . . Of his 74 kickoffs on the year, 24 went for touchbacks, the highest total in the NFL . . . Dolphins led the NFL as their opponents' average drive start off kickoffs was the 25.0 . . . Hit four field goals of 50 yards or longer, the most of his NFL career and the most-ever by a Dolphin in the regular season . . . Including playoffs, Mare also had four 50+-yard field goals in 1999 while Pete Stoyanovich had four in 1992 . . .

GAME HIGHLIGHTS: Hit on all three of his field goals, including a long of 48, as he amassed a season-high 11 points in win at N.Y. Giants (10/5) . . . Accounted for all nine points in the Dolphins' 9-6 overtime win over Baltimore (11/16) . . . His 52-yarder, which was his longest of the season, was the fifth-longest of his career . . . His 43-yarder with 8:48 left in the overtime period provided the margin in the victory . . . It was the eighth fourth-quarter or overtime game-winning kick in his career . . . Lone field goal the following week vs. Washington (11/23) was a 51-yarder as the Dolphins recorded a 24-23 victory . . . It marked just the second time in his career that he posted field goals of 50 yards or longer in consecutive weeks, with the first coming in 1999 (53 yards at New England, 10/17; 54 yards vs. Philadelphia, 10/24) . . . On Thanksgiving Day at Dallas (11/27), had a PAT blocked by Flozell Adams, the fifth missed PAT of his career and his first since October 6, 2002, snapping his string of 50 straight successful PATs . . . Connected on both field goal attempts in Monday night game vs. Philadelphia (12/15) . . . First one, from 27 yards in the second quarter, was the 176th of his career, tying him with Pete Stoyanovich for the most field goals in Dolphins history . . . His 50-yarder, which occurred with 14 seconds remaining in the game, established a new club record . . . Was three of four on field goals in finale vs. N.Y.

Jets (12/28) . . . His 22-yarder with three seconds to play in the game was his second fourth quarter or overtime game-winning kick of the season and the ninth of his career . . .

TOUCHBACKS: Mare accumulated 24 touchbacks in 2003, the most in the NFL . . . This is

HIGHEST SINGLE-SEASON TOUCHBACK TOTALS IN THE NFL SINCE 1999

PLAYER	TEAM	YEAR	TOUCHBACKS
1. OLINDO MARE	MIAMI	2003	24
2. Neil Rackers	Arizona	2004	23
3. Steve Lindsey	Jacksonville	1999	22
Sebastian Janikowski	Oakland	2002	22
5. OLINDO MARE	MIAMI	1999	20

the highest total by an NFL kicker since the advent of the K-Ball in 1999 . . . He now owns two of the five highest single-season touchback figures in the league over the six-year stretch:

2002 — Played in all 16 regular season games . . . Connected on 24 of 31 field goals and 42 of 43 PATs for a team-high 114 points, a total that ranked sixth in the AFC . . . Marked the fourth time in his six NFL seasons that he surpassed the 100-point plateau . . . Of his 84 kickoffs on the year, 12 went for touchbacks, the third-highest total in the AFC and fourth in the NFL . . . Dolphins were second in the AFC and in the NFL as their opponents' average drive start was the 27.3 . . . Hit a pair of 50+-yard field goals on the year, the second-highest total of his career to that point (now third) . . . Added six tackles on kickoff coverage during the course of the year . . .

GAME HIGHLIGHTS: Posted a career-best seven PATs in 49-21 opening-day victory over Detroit (9/8) . . . That figure also tied a Dolphins record for most PATs in a game, along with the seven extra points kicked by Garo Yepremian on November 12, 1972 vs. New England, Yepremian again on November 24, 1977 at St. Louis, and Pete Stoyanovich, on September 3, 1995 vs. the N.Y. Jets . . . Established a season-high with three field goals among four attempts in 30-3 win over N.Y. Jets (9/22) . . . This included a 53-yard field goal, tied for the second-longest of his career and tied for the fourth-longest in Dolphins history during the regular season . . . Converted all three field goal attempts the following week at Kansas City (9/29), as he made good from 42, 29 and 25 yards out . . . Lone missed PAT on the year occurred the following week vs. New England (10/6) . . . Only field goal the week afterwards at Denver (10/13) was a 53-yarder with six seconds to play to give the Dolphins a 24-22 victory on a Sunday night . . . With Broncos K Jason Elam having converted a 55-yard field goal with 45 seconds to play, giving Denver a 22-21 lead, it marked the first time in NFL history that a kicker from each team has accounted for a field goal of 50 yards or longer with less than a minute to play in a game . . . For Mare, it was the seventh fourth-quarter game-winning field goal of his career, and it was the longest fourth quarter game winning kick he converted in his career . . . Connected on field goals of 42 and 49 yards out in win vs. Baltimore (11/17), marking the first time he kicked two or more field goals of 40 yards or longer in a game since December 24, 2000 at New England when he connected from 47 and 49 yards away . . .

2001 — Played in all 16 regular season games . . . Connected on 19 of 21 field goals and 39 of 40 PATs for a team-high 96 points . . . Conversion rate on field goals of .905 was the best in the NFL in 2001 and marked a new Dolphins single-season record . . . Of his 73 kickoffs on the year, 12 went for touchbacks, tied for the second-highest total in the AFC and in the NFL . . . Dolphins led the AFC and were fourth in the NFL as their opponents' average drive start was the 26.2 . . . Was a first-alternate for the AFC Pro Bowl squad . . .

GAME HIGHLIGHTS: Converted each of his first 13 attempts of the season, including a season-best 3 of 3 in 30-10 win vs. New England (10/7) . . . Hit field goals from 19, 34 and 27 yards out that day . . . Surpassed the 500-point plateau for his career in the Patriots contest and also moved past Mark Clayton (492) into fourth on the Dolphins' all-time points list . . . In addition, five of his seven kickoffs went for touchbacks . . . Two weeks later at Seattle (10/28), connected on a season-long 46-yard kick . . . Tied a season-high by hitting on all three of his field goal attempts in 23-6 win over Carolina (11/4) as he hit from 36, 45 and 29 yards away . . . After connecting on a pair of attempts from 31 yards out the following week in win at Indianapolis (11/11), missed wide right on a 42-yard attempt vs. N.Y. Jets (11/18), snapping his string of 13 straight field goals made . . . Having been successful on his last two attempts of 2000, Mare's streak of 15 straight field goals was the fourth-longest such streak in club history . . . It also ended a string of 21 straight successful field goals at Pro Player Stadium during the regular season, dating back to 1999 . . . Converted both field goals at Buffalo (11/25), including a 39-yarder with 1:11 to play in regulation to tie the game at 27 as the

Dolphins went on to win, 34-27, on a Jay Fiedler to Chris Chambers 32-yard TD pass just 23 seconds afterward . . . It was the ninth time in his career that he kicked a field goal in the fourth quarter that either tied a game the Dolphins went on to win or gave the Dolphins their final lead in a victory . . . Missed PAT in 41-6 win vs. Indianapolis (12/10) marked just the third missed extra point of his career in 168 attempts . . . Accounted for the Dolphins' only points in a 20-3 First-Round playoff loss to Baltimore (1/13/02) with a 33-yard field goal in the first quarter, which gave Miami a 3-0 lead . . .

FIELD GOAL ACCURACY: On the year in 2001, Mare hit on 19 of 21 attempts, a success rate of 90.5% . . . That figure eclipsed the Dolphins single-season record that Mare had set

MIAMI DOLPHINS SINGLE-SEASON FIELD GOAL ACCURACY LEADERS

PLAYER	YEAR	FG	FGA	PCT.
1. OLINDO MARE	2001	19	21	.905
2. OLINDO MARE	2000	28	31	.903
3. OLINDO MARE	1999	39	46	.848
4. Pete Stoyanovich	1990	21	25	.840
5. Pete Stoyanovich	1991	31	37	.838

each of the previous two years, with an 84.8% mark in 1999 (34 of 46) and a 90.3% clip in 2000 (28 of 31) . . . In addition, his success rate in '01 was the best in the NFL . . .

2000 – Converted 28 of 31 field goals and 33 of 34 PATs for a team-leading 117 points . . . Point total ranked fourth in the AFC and ninth in the NFL . . . 90.3% success rate on field goals not only marked a new team single-season standard to that point (now second), but also was third-best in the AFC and fifth in the NFL . . . Of his 72 kickoffs, seven went for touchbacks . . . Also had three tackles on kickoff coverage . . .

SCORING: On December 10 against Tampa Bay at Pro Player Stadium, Mare went over the 100-point plateau for the season, marking the second straight year and third time in his NFL career that he attained this mark . . . He also became the first Dolphin to post consecutive 100-point seasons since Pete Stoyanovich had six in a row from 1990-95 . . . Garo Yepremian (3, 1971-73) is the only other Dolphin to have three or more 100 point seasons . . . Point total in 2000 is tied for the fifth-highest single-season point figure in club history . . .

FIELD GOALS: Mare's 28 field goals in 2000 were second in the AFC and tied for fifth in the NFL . . . In addition, it tied for the fourth-highest single-season total in Dolphins history . . .

CONSECUTIVE FIELD GOALS: After connecting on each of his first 11 attempts of the 2000 season, Mare missed wide left on a 44-yard attempt in the second quarter of a Monday night game at N.Y. Jets (10/23) . . . Following that miss, he went on to convert each of his next 16 attempts, ending with a 47-yard attempt that went wide right in the third quarter of the season finale at New England (12/24) . . . That streak of 16 straight successful field goals is tied for the second-longest streak in club history, along with Garo Yepremian . . .

2000 POSTSEASON HONORS: Following the season, Mare was an All-Pro selection by USA Today . . .

2000 GAME HIGHLIGHTS: Recorded 13 points on 3-4 FGs and 4-4 PATs at N.Y. Jets (10/23) . . . Had two field goals of longer than 40 yards (42,44) . . . His 42-yarder was the 100th field goal of his career and qualified him among the NFL's all-time leaders in field goal accuracy . . . Registered a season-high 15 points on 4-4 FGs and 3-3 PATs at Buffalo (12/3) . . . Point total also tied for the second-highest output of his career . . . Four field goals marked a season-best and tied for the second-highest single-game total of his career, while also tying for the third-highest single-game total in club history . . . Scored nine points on 2-4 FGs and 3-3 PATs in season finale at New England (12/24) . . . Hit first attempt of the game, from 47 yards out, to extend his streak of successful field goals to 16, tied for the second-longest in Dolphins history . . . Streak was snapped when he missed wide right on a 47-yard attempt in the third quarter, just his second miss of the season . . . With the scored tied at 24 apiece with nine seconds to play, came on to convert a season-long 49-yarder to give the Dolphins a 27-24 victory and clinch the AFC East title . . . It was his first fourth quarter or overtime game-winning kick of the year and the sixth of his career . . . Hit on 1-2 FGs and 2-2 PATs in the playoffs following the 2000 season . . . Missed a 38-yarder and made good from 38 yards out in First-Round victory vs. Indianapolis (12/30) . . . Did not have an attempt in Divisional contest at Oakland (1/6/01).

1999 – Had the most prolific season of any kicker in Dolphins history . . . Converted 39 of his 46 field goal attempts for a success rate of 84.8%, including a long kick of 54 yards . . . His 39 field goals and 84.8% accuracy mark both were team single-season records (accuracy

mark now third) . . . Field goal total also represented a new NFL single-season record and were the most in the league in 1999. . . It was the third time that a Dolphin led or shared the NFL lead in field goals . . . Pete Stoyanovich twice tied with Chip Lohmiller for that distinction, with 31 in 1991 and 30 in 1992 . . . Overall on the year, hit on three field goals of 50 yards or longer, currently the second-most of his career . . . Connected on all 27 of his PATs, giving him 144 points for the season, establishing a new club single-season standard in that category as well . . . Point total was second-most in the NFL in 1999, one point shy of Indianapolis' Mike Vanderjagt, who had 145 . . . In addition 20 of his 84 kickoffs went for touchbacks, the second-most touchbacks in the NFL in 1999, trailing only Jacksonville's Steve Lindsey, who had 22 . . . Also recorded four tackles on special teams and punted once for 36 yards . . .

POINTS: Posted a Dolphins single-season record 144 points, eclipsing the old mark of 124, first set by Pete Stoyanovich in 1992 . . . Mare notched a season-high 21 points on October 17 at New England . . . That total is the third-most in a game in Dolphins history and is the most by a kicker . . . It trails the team-record 24 accounted for by both Paul Warfield (vs.

NFL SINGLE-SEASON SCORING LEADERS WITHOUT A TOUCHDOWN

PLAYER	TEAM	YEAR	POINTS
1. Gary Anderson	Minnesota	1998	164
2. Jeff Wilkins	St. Louis	2003	163
3. Mark Moseley	Washington	1983	161
4. Mike Vanderjagt	Indianapolis	2003	157
5. Chip Lohmiller	Washington	1991	149
6. Jim Turner	N.Y. Jets	1968	145
John Kasay	Carolina	1996	145
Mike Vanderjagt	Indianapolis	1999	145
9. OLINDO MARE	MIAMI	1999	144
Kevin Butler	Chicago	1985	144

MIAMI DOLPHINS SINGLE-SEASON SCORING LEADERS

PLAYER	YEAR	POINTS
1. OLINDO MARE	1999	144
2. Pete Stoyanovich	1992	124
3. Pete Stoyanovich	1991	121
4. Pete Stoyanovich	1995	118
5. Garo Yepremian	1971	117
OLINDO MARE	1997	117
OLINDO MARE	2000	117

Detroit, 12/15/73) and Mark Ingram (at N.Y. Jets, 11/27/94) . . . In addition, his 144 points currently are tied for the ninth-most by an NFL player in a season without scoring a touchdown: Mare now owns three of the seven highest single-season point totals in franchise history:

NFL SINGLE-SEASON FIELD GOAL LEADERS

PLAYER	TEAM	YEAR	FIELD GOALS
1. OLINDO MARE	MIAMI	1999	39
Jeff Wilkins	St. Louis	2003	39
3. John Kasay	Carolina	1996	37
Mike Vanderjagt	Indianapolis	2003	37
5. Cary Blanchard	Indianapolis	1996	36
Al Del Greco	Tennessee	1998	36
7. Ali Haji-Sheikh	N.Y. Giants	1983	35
Jeff Jaeger	L.A. Raiders	1993	35
Gary Anderson	Minnesota	1998	35
Matt Stover	Baltimore	2000	35

MIAMI DOLPHINS SINGLE-SEASON FIELD GOAL LEADERS

PLAYER	YEAR	FIELD GOALS
1. OLINDO MARE	1999	39
2. Pete Stoyanovich	1991	31
3. Pete Stoyanovich	1992	30
Garó Yepremian	1971	28
OLINDO MARE	1997	28
OLINDO MARE	2000	28

FIELD GOALS: In 1999, Mare broke the Dolphins and NFL single-season record for field goals with 39 . . . The club record had been held by Pete Stoyanovich, who kicked 31 in 1991 . . . The NFL mark, for which he is now tied with Jeff Wilkins (St. Louis, 2003) had been held by John Kasay, who booted 37 with Carolina in 1996:

Mare now owns three of the six highest single-season field goal totals in club history:

MOST FIELD GOALS IN A GAME IN NFL HISTORY

PLAYER	TEAM	DATE	OPPONENT	FIELD GOALS
1. Jim Bakken	St. Louis Cardinals	9/24/67	Pittsburgh	7
Rich Karlis	Minnesota	11/5/89 (OT)	L.A. Rams	7
Chris Boniol	Dallas	11/18/96	Green Bay	7
4. OLINDO MARE	MIAMI	10/17/99	AT NEW ENGLAND	6
20 other times				6

Mare's season-high for field goals came in the Dolphins' 31-30 victory at New England on October 17, when he converted all six of his attempts . . . His total of six made in that game is a Dolphins single-game record, surpassing the old mark of five, previously held by Garó Yepremian, who achieved the feat at Buffalo on September 26, 1971 . . . The six field goals are tied for the fourth-most in a game in NFL history:

In addition, four of his field goals in the Patriots game were from 40 yards or longer, tying the NFL record for the most field goals from that distance in a game in NFL annals, a mark which had last been achieved by Washington's Chip Lohmiller at Dallas on September 9, 1991 . . . The Patriots game was Mare's fourth straight with four or more field goals, setting a new NFL record and breaking the old mark of three, which had been held by Boston's Gino Cappelletti (1964), the Jets' Jim Turner (1968), Houston's Al Del Greco (1993) and Minnesota's Fuad Reveiz (1994) . . .

CONSECUTIVE FIELD GOALS: Starting with Miami's third game of 1999, on October 4 against Buffalo, through the their seventh contest, on October 31 at Oakland, Mare converted a club-record 19 straight field goals, eclipsing the previous team mark of 16, first set by Garó Yepremian in 1978 (games 8-16) . . . Mare's record streak started with a 30-yard field goal in the Bills contest and ended when a 46-yard attempt in the Raiders game missed wide right . . . He tied Yepremian's record of 16 with a 37-yard field goal against Philadelphia on October 24, and set the mark with a 54-yard field goal on his next attempt in the Eagles game . . . Mare also tied the club record for consecutive games with a field goal, when he accounted for a field goal in 20 consecutive games, starting with the Dolphins' seventh game of 1998, on October

MOST CONSECUTIVE FIELD GOALS IN DOLPHINS HISTORY

PLAYER	STREAK	GAMES, YEAR
1. OLINDO MARE	19	3-7, 1999
2. Garó Yepremian	16	8-16, 1978
OLINDO MARE	16	8-16, 2000

25 against New England, through Miami's tenth game of 1999, on November 21 against New England . . . He tied the record first set by Yepremian, who achieved the feat from 1970-72 . . . Mare's streak ended on Thanksgiving Day at Dallas, on November 25, when he missed all three field goal attempts . . . His streak of 19 straight successful field goals is the longest in Dolphins history, as Mare now owns two of the three longest such streaks in club history:

LONG FIELD GOALS: Including playoffs, Mare converted four field goals of 50 yards or longer in 1999 . . . His four field goals of 50 yards or longer tied for the most ever by a Dolphins kicker from that distance in a season, along with Pete Stoyanovich, who did it in 1992 (Mare

subsequently did it again in 2003) . . . Mare's 54-yard field goal on October 24, 1999 against Philadelphia is the longest of his career, is tied for the second-longest by a Dolphin in the regular season and tied for the third-longest overall, including playoffs . . . His 53-yarder the previous week at New England is tied for the second-longest of his career and tied for the fourth-longest by a Dolphin in the regular season, and fifth overall including playoffs . . .

PLAYER OF THE WEEK/MONTH: In 1999, Mare was selected as the AFC Special Teams Player of the Week on two occasions . . . He was cited for his performance in Miami's 31-30 victory over the Patriots in New England on October 17. . . It was the first NFL weekly honor of his career and it marked the first time a Dolphins kicker had won such an award since Joe Nedney did it in week 16 of the 1996 season . . . He also was selected following Miami's 12-9 victory over San Diego on December 19 when his four field goals accounted for all of the Dolphins' points . . . In addition, Mare was named the AFC Special Teams Player of the Month for October during which time he posted 65 points on 20 of 21 field goals, including a long of 54 . . . During this five-game span, he accounted for at least three field goals in all five contests, including four in three outings . . . He is the first Dolphin ever to win AFC Special Teams Player of the Month honors . . .

POSTSEASON HONORS: Mare was voted to the first Pro Bowl of his career following the 1999 season . . . He joined fellow Dolphins, CB Sam Madison and LB Zach Thomas on the team . . . The three selections marked Miami's most since the 1995 season when the club had four players chosen . . . Mare became the second Dolphins kicker ever to be selected, joining Garo Yepremian, who was a member of the AFC squad in 1978 . . . In addition, he became only the third Dolphins special teams player (now four) to be selected, along with P Reggie Roby, who made the AFC team in 1984 and 1989 . . . Mare was named a first-team All-Pro by the Associated Press, USA Today, The Sporting News, Football Digest, Pro Football Weekly, and College & Pro Football Newsweekly . . . Mare also was named the NFL Alumni Association's Special Teams Player of the Year for 1999 . . .

GAME HIGHLIGHTS – VS. ARIZONA (SEPT. 19): Scored 13 points by converting four of his five field goals and his only PAT . . . Hit on field goals of 39, 51, 48 and 44 yards . . . Missed from 42 yards away . . . His four field goals are tied for the second-highest total of his career and are tied for the third-most ever by a Dolphin in a game . . . The 51-yarder was a career-long at the time and now is the fifth-longest of his career . . . It was the first time in Mare's career that he converted three field goals of 40 yards or longer in a game . . .

VS. BUFFALO (OCT. 4): Notched 12 points as he connected on all four of his field goal attempts, from 30, 44, 26 and 26 yards away . . . The four field goals matched his single-game career-high at the time and now is tied for the second-most of his career and the third-most by a Dolphin . . .

AT INDIANAPOLIS (OCT. 10): Had his third straight game with four or more field goals, tying the NFL record also held by Boston's Gino Cappelletti (1964), the Jets' Jim Turner (1968), Houston's Al Del Greco (1993) and Minnesota's Fuad Reveiz (1994) . . . Hit field goals from 37, 27, 21 and 43 yards out, and accounted for 14 points on the day . . . His 43-yarder with 3:20 to play brought the Dolphins to within six points of the lead at 31-25, as Miami went on for a 34-31 victory . . .

AT NEW ENGLAND (OCT. 17): Posted a career-high 19 points on 6-6 field goals and 1-1 PATs . . . Connected from 20, 33, 45, 45, 41 and 53 yards out . . . His point total is the most-ever by a Dolphins kicker in a game, and is third-most overall, trailing only the 24 points accounted for by both Paul Warfield (vs. Detroit, 12/15/73) and Mark Ingram (vs. N.Y. Jets, 11/27/94) . . . His six field goals marked a new Dolphins single-game record, surpassing the old standard of five, first set by Garo Yepremian on September 26, 1971 at Buffalo . . . It also tied for the fourth-highest single-game total in NFL history, trailing only the seven accounted for by three different players . . . It was the fourth consecutive contest in which Mare converted four or more field goals, establishing a new NFL record . . . His 53-yard field goal is tied for the second-longest of his career, tied for the fourth-longest in club history during the regular season, and tied for fifth overall, including playoffs . . . In addition, that 53-yard kick came with 2:45 to play and brought the Dolphins to within five points of the lead at 30-25, as they went on for a 31-30 victory . . . It was the first time in Mare's career that he connected on four field goals of 40 yards or longer, and the second time that he hit three or more from that distance . . .

VS. PHILADELPHIA (OCT. 24): Registered ten points on 3-3 field goals, as he made good from 37, 37 and 54 yards out . . . His final field goal in that game was a career-long 54-yarder, tying for the second-longest in Dolphins history during the regular season, and tied for third overall, including playoffs . . . In addition, it was the second-longest field goal in the NFL in 1999, trailing only a 55-yarder by Denver's Jason Elam . . . The 54-yarder also was his 17th consecutive successful field goal, establishing a new Dolphins record previously held by Garo Yepremian, who connected on 16 straight in 1978 (games 8-16) . . .

AT OAKLAND (OCT. 31): Scored ten points by hitting on 3-4 field goals and 1-1 PATs . . . Field goals came from 21, 34 and 44 yards away . . . Missed wide right on his third attempt of the game, a 46-yarder, snapping a string of 19 straight successful field goals, a new Dolphins record . . .

VS. NEW ENGLAND (NOV. 21): Converted both field goal attempts (19 and 23 yards) and all three PATs . . . It marked the 20th straight game dating back to 1998 that Mare had accounted for a field goal, tying Garo Yepremian's club record . . .

VS. INDIANAPOLIS (DEC. 5): Posted ten points on 2-2 field goals and 4-4 PATs . . . His second field goal in the game, a 32-yarder with 36 seconds to play, was his 31st of the season, tying Pete Stoyanovich's club single-season record that Stoyanovich had set in 1991 . . . The field goal also tied the game at 34-34, although the Colts went on for a 37-34 victory with a field goal on the last play of regulation . . .

AT N.Y. JETS (DEC. 12): Recorded eight points on 2-2 field goals and 2-2 PATs . . . Connected on field goals of 24 and 33 yards out . . . His first field goal of the game, a 24-yarder with 2:48 to play in the first quarter, was his 32nd of the season, breaking Pete Stoyanovich's club single-season field goal record of 31, which Stoyanovich had set in 1991 . . .

VS. SAN DIEGO (DEC. 19): Amassed 12 points on 4-4 field goals, as he hit from 32, 21, 30 and 31 yards out . . . His 30-yard field goal with 6:06 remaining in the game tied the game at 9-9, while his 31-yarder with 3:22 left provided the Dolphins with the winning margin in a 12-9 victory . . . It was Mare's first game-winning kick of the season and the fifth of his career . . . The 31-yarder also was his 37th field goal of the year, tying the NFL single-season record for field goals, which was first set by Carolina's John Kasay in 1996 . . . Mare's first field goal of the game, a 32-yarder in the first quarter, gave him 124 points on the season, tying Pete Stoyanovich's club record for most in a season (1992) . . . His second field goal of the game, a 21-yarder in the second quarter, broke Stoyanovich's record . . .

VS. N.Y. JETS (DEC. 27): Was 1-2 on field goals and 4-4 PATs, for a total of seven points . . . His 37-yard field goal was his 38th of the season, eclipsing John Kasay's NFL single-

1998 – Played in all 16 regular season games and both playoff contests . . . Turned in an excellent sophomore season by converting 33 of his 34 PATs and 22 of his 27 field goals, including a long kick of 48 . . . Led the Dolphins and tied for tenth in the AFC in scoring with 99 points . . . Also punted three times for a 38.3-yard average with a long of 43 on the year . . . Accounted for two successful inside kicks on the season . . . Went through a stretch of seven games (7-13) where he connected on 14 consecutive field goals . . . On the year, 13 of his 72 kickoffs went for touchbacks, placing him in a tie for third in the AFC for touchbacks . . . Also registered four special teams tackles during the course of the season . . .

GAME HIGHLIGHTS: Punted three times for 115 yards, a 38.3-yard average, with a long of 43 in Monday night game at Jacksonville after punter Klaus Wilmsmeyer sustained a right groin strain . . . Hit on all four of his field goals vs. New England (10/25) . . . Those four field goals started a string in which he converted 14 consecutive field goals . . . In fact, accounted for all 12 of Miami's points in the club's 12-9 overtime victory . . . First field goal in that game was from 48 yards out, his longest of the season . . . Connected on a 25-yarder with 49 seconds left in regulation, tying the game at nine and sending it into overtime . . . Hit a 43-yard field goal 4:36 into the overtime period to give the Dolphins the 12-9 victory . . . It marked the fourth game-winning field goal of his career and his second in overtime . . . Connected on two of four field goals at Oakland (12/6) . . . Hit his first attempt of the game, a 25-yarder with 3:36 to play in the first quarter, extending his consecutive field goal streak to 14, two shy of Garo Yepremian's club record of 16 straight, which was established in 1978 . . . Missed wide right on a 46-yard attempt in the second quarter to end the streak at 14 . . . Had a successful inside kick in games vs. N.Y. Jets (12/13) and at Atlanta (12/27) . . . Appeared in both playoff games following the 1998 season . . . Connected on his only PAT and four of his five field goal attempts with a long of 40 . . . In First-Round victory over Buffalo (1/2/99), posted ten points on 1-1 PATs and 3-4 FGs . . . Three successful field goals tied a Dolphins single-game playoff record also held by Uwe von Schamann, who kicked three field goals in Super Bowl XIX against San Francisco on January 20, 1985 . . . In the Bills game, he hit from 31, 40 and 23 yards out, while his miss was from 28 yards.

1997 – Played in all 16 games as a first-year player . . . Led the Dolphins in scoring with 117 points . . . Was 28 of 36 on field goal attempts and 33 of 33 on PATs . . . On the year, 21 of his 78 kickoffs went for touchbacks, the second-most touchbacks by a kicker in the AFC and tied for fourth in the NFL . . . Strong leg on kickoffs helped the Dolphins achieve a 23.9 for their opponents' average drive start following kickoffs, tied for first in the AFC and sixth in the NFL . . . Point total tied for fourth in the AFC and was tied for the fourth-highest single season

scoring total ever by a Dolphin (now tied for fifth) . . . Mare's point total was the most ever by a Dolphins rookie or first-year player . . . In addition, Mare's 28 field goals was the highest single-season total for a rookie or first-year player in club history, surpassing the former mark of 22, achieved by Fuad Reveiz in 1985 . . . Mare's 28 field goals tied with Garo Yepremian (1971) for the third-highest single-season total in franchise history to that point (now fourth):

DOLPHINS KICKING RECORDS FOR ROOKIES OR FIRST-YEAR PLAYERS

MOST POINTS			MOST FIELD GOALS		
PLAYER	YEAR	POINTS	PLAYER	YEAR	FGs
1. OLINDO MARE	1997	117	1. OLINDO MARE	1997	28
2. Fuad Reveiz	1985	116	2. Fuad Reveiz	1985	22
3. Uwe von Schamann	1979	99	3. Uwe von Schamann	1979	21
4. Pete Stoyanovich	1989	95	4. Pete Stoyanovich	1989	19

GAME HIGHLIGHTS: Made his NFL debut in season opener vs. Indianapolis (8/31) and scored ten points, going three of three in field goals and hitting on his only PAT . . . Field goals were from 23, 34 and 19 yards out . . . Was called upon for punting duties after John Kidd sustained a right hamstring injury after his first punt of the game . . . Came on and punted five times for a 47.0-yard average with a long of 53 . . . Two of his punts were downed inside the five yard line . . . It marked the first time that a non-punter punted for the Dolphins since September 14, 1992 against Cleveland, when Pete Stoyanovich punted twice for 90 yards, replacing an injured Reggie Roby (knee) . . . The following week against Tennessee, scored ten points on three of four field goals, making good from 23, 22 and 29 yards out, and missing from 25 yards . . . Converted his only PAT . . . 29-yard field goal came with 2:15 elapsed in overtime to give the Dolphins a 16-13 victory . . . Was four of four in field goals, converting from 24, 31, 22 and 34 yards at Green Bay (9/14) . . . Four field goals marked the most ever by a Dolphins rookie or first-year player, and tied with eight others for the second-most overall at the time . . . Was one of two in field goals and hit both PATs vs. Kansas City (10/5) . . . Lone field goal was a 26-yarder with 5:40 remaining in the game to break a 14-14 tie, as the Dolphins held on for the 17-14 triumph . . . Converted only field goal attempt - from 25 yards away - and was three of three in PATs in Miami's 27-24 loss at New England (11/23) . . . Dolphins almost came back from a 27-3 third-quarter deficit in part due to a pair of successful onside kicks by Mare in the fourth quarter . . . Had another onside kick that was recovered by the Dolphins, but it was nullified due to a penalty . . . Tied his season-high with four field goals vs. Detroit (12/7), converting from 19, 33, 21 and 42 yards . . . Point total of 15 in that game was a season-best . . . 42-yard kick as time expired snapped a 30-30 tie and gave the Dolphins a 33-30 victory before an ESPN Sunday night national audience . . . In season finale vs. New England (12/22), made good from 50 and 41 yards, while missing from 51 yards . . . Marked the first 50-yard field goal of his career, and the only time in 1997 he hit on two field goals of 40 yards or longer . . . Was the first time a Dolphin had kicked a field goal of 50 yards or longer since December 17, 1995, when Pete Stoyanovich kicked a 50-yarder at Buffalo . . . It also was the third-longest field goal by a Dolphins rookie or first-year player, surpassed only by Stoyanovich's 59-yard field goal on November 12, 1989 at the N.Y. Jets and Uwe von Schamann's 53-yard field goal on October 21, 1979 at New England . . . Converted on his only field goal attempt - from 38 yards out - in First-Round Playoff loss at New England (12/28) . . . Did not attempt any PATs.

1996 – Spent his entire rookie season as a member of the New York Giants' practice squad . . . Signed with New York as an undrafted rookie free agent on May 2 . . . Was waived on August 25 and signed to the practice squad on August 27.

COLLEGE

Played his final two years at Syracuse (1994-95) after attending MacMurray College in Jacksonville, Ill. and Valencia Community College in Orlando, Fla, where he did not play football . . . In his two years at SU, hit on 15 of 24 field goals and 52 of 53 PATs . . . Was a second-team All-Big East choice as a senior for the Orangemen . . . Led the conference in scoring with 74 points and had 84.5 percent of his kickoffs travel into the end zone with 67.2 percent going for touchbacks . . . Converted 12-17 field goals including a long of 50, and 38-39 PATs . . . As a junior, 74 percent of his kickoffs went into the end zone, while 54 percent were not returned . . . Majored in speech communications.

PERSONAL

Married to Sandy, with son, Hayden Olindo (11/25/02), and daughter, Kayla (3/15/05) . . . Family resides in Davie, Fla . . . Attended Cooper City (Fla.) High School, minutes away from the Dolphins Training Facility . . . Lettered in football and soccer . . . Has participated in events benefiting the Cystic Fibrosis Foundation . . . Has assisted in building houses for Habitat for Humanity . . . In 2001, donated \$100 per successful field goal totaling \$1,900 to the American Red Cross in support of the efforts following September 11, 2001 . . . Has also donated time and money to the Cystic Fibrosis Foundation . . . In addition, has done work with the Humane Society of Broward County . . . In fact, family has three dogs; a boxer, Tyson, a shepherd, Roscoe, and a mut, Feliz, who they got from the Humane Society . . . Kicking shoe from his 1999 record-setting season and football representing record-breaking field goal are both on display at the Pro Football Hall of Fame in Canton, Ohio . . . Was one of the Dolphins' representatives at the Cadillac NFL Golf Classic for three straight years (2000-02), and advanced to the final round twice . . . Also has participated in several Celebrity Pro Tour events . . . In 2000, he was honored with Florida Community College Distinguished Alumni Award . . . Full name is Olindo Franco Mare, born June 6, 1973 in Hollywood, Fla.

OLINDO MARE'S NFL REGULAR SEASON STATISTICS

YEAR	TEAM	G	PATS	FGs	PCT.	BLK	NET YDS.	AVG. MADE	LG	PTS
1997	Miami	16	33/33	28/36	.778	0	819	29.3	50	117
1998	Miami	16	33/34	22/27	.815	0	686	31.2	48	99
1999	Miami	16	27/27	39/46	.848	1	1364	35.0	54	144
2000	Miami	16	33/34	28/31	.903	0	994	35.5	49	117
2001	Miami	16	39/40	19/21	.905	0	592	31.2	46	96
2002	Miami	16	42/43	24/31	.774	0	815	34.0	53	114
2003	Miami	16	33/34	22/29	.759	1	782	35.5	52	99
2004	Miami	11	18/18	12/16	.750	0	469	39.1	51	54
8-YEAR TOTALS		123	258/263	194/237	.819	2	6521	33.6	54	840

OLINDO MARE'S NFL PLAYOFF STATISTICS

YEAR	TEAM	G	PATS	FGs	PCT.	BLK	NET YDS.	AVG. MADE	LG	PTS
1997	Miami	1	0/0	1/1	1.000	0	38	38.0	38	3
1998	Miami	2	1/1	4/5	.800	0	116	29.0	40	13
1999	Miami	2	3/3	2/2	1.000	0	82	41.0	50	9
2000	Miami	2	2/2	1/2	.500	0	38	38.0	38	5
2001	Miami	1	0/0	1/1	1.000	0	33	33.0	33	3
PLAYOFF TOTALS		8	6/6	9/11	.818	0	307	34.1	50	33

ADDITIONAL STATS

Special Teams Tackles: 1 in 1997, 4 in 1998, 4 in 1999, 3 in 2000, 6 in 2002 3 in 2003, 2 in 2004 for total of 23

Punting: 5 for 235 yards, 47.0 avg., long 53, 2 IN20, 0 TBs in 1997, 3 for 115 yards, 38.3 avg., long 43, 1 IN20, 1 TB in 1998, 1 for 36 yards in 1999 for total of 9 for 386 yards, 42.9 avg., long

FIELD-GOAL ACCURACY

YEAR	TEAM	1-19	20-29	30-39	40-49	50-PLUS	TOTALS	PCT.
1997	Miami	2/2	14/15	8/10	3/6	1/3	28/36	.778
1998	Miami	0/0	12/13	5/5	5/7	0/2	22/27	.815
1999	Miami	1/1	9/9	17/17	9/14	3/5	39/46	.848
2000	Miami	0/0	7/8	9/10	12/13	0/0	28/31	.903
2001	Miami	1/1	8/8	8/8	2/4	0/0	19/21	.905
2002	Miami	0/0	13/14	2/3	7/11	2/3	24/31	.774
2003	Miami	0/0	9/9	3/6	6/8	4/6	22/29	.759
2004	Miami	0/0	1/2	6/7	3/4	2/3	12/16	.750
8-YEAR TOTALS		4/4	73/78	58/66	47/67	12/22	194/237	.819
PLAYOFF TOTALS		0/0	2/3	5/6	1/1	1/1	9/11	.818

KICKING SURFACES

YEAR	TEAM	HOME (GRASS)	HOME PCT.	AWAY TOTAL	AWAY PCT.	AWAY GRASS	AWAY TURF	TOTALS ALL GAMES
1997	Miami	17/20	.850	11/16	.688	8/10	3/6	28/36
1998	Miami	13/14	.929	9/13	.692	5/8	4/5	22/27
1999	Miami	21/24	.875	18/22	.818	11/12	7/10	39/46
2000	Miami	13/13	1.000	15/18	.833	7/10	8/8	28/31
2001	Miami	9/11	.818	10/10	1.000	4/4	6/6	19/21
2002	Miami	16/20	.800	8/11	.727	7/9	1/2	24/31
2003	Miami	13/19	.684	9/10	.900	2/3	7/7	22/29
2004	Miami	7/8	.875	5/8	.625	2/3	3/5	12/16
8-YEAR TOTALS		109/129	.845	85/108	.787	46/59	39/49	194/237
PLAYOFF TOTALS		5/7	.714	4/4	1.000	2/2	2/2	9/11

(**Bold** indicates FG Made)

1997 KICKING

Indianapolis, 8/31 (**23, 34, 19**); Tennessee, 9/7 (25, **23, 22, 29**); at Green Bay, 9/14 (**24, 31, 22, 34**); at Tampa Bay, 9/21 (47); Kansas City, 10/5 (41, **26**); at N.Y. Jets, 10/12 (**23, 30**); at Baltimore, 10/19 (**23**); Chicago, 10/27 (0 att.); at Buffalo, 11/2 (32, **27, 35**); N.Y. Jets, 11/9 (**21**); Buffalo, 11/17 (**37, 30, 35**); at New England, 11/23 (**25**); at Oakland, 11/30 (**28, 42, 44**); Detroit, 12/7 (**19, 33, 21, 42**); at Indianapolis, 12/14 (50); New England, 12/22 (**50, 41, 51**). PLAYOFFS: at New England, 12/28 (**38**).

1998 KICKING

at Indianapolis, 9/6 (**21, 51**); Buffalo, 9/13 (**33, 27**); Pittsburgh, 9/20 (0 att.); at N.Y. Jets, 10/4 (**46**); at Jacksonville, 10/12 (54); St. Louis, 10/18 (0 att.); New England, 10/25 (**48, 38, 25, 43**); at Buffalo, 11/1 (**38**); Indianapolis, 11/8 (**21, 23**); at Carolina, 11/15 (**22, 42**); at New England, 11/23 (**21**); New Orleans, 11/29 (**27, 32, 34**); at Oakland, 12/6 (**25, 46, 43, 47**); N.Y. Jets, 12/13 (**24**); Denver, 12/21 (**28, 42**); at Atlanta, 12/27 (**26**). PLAYOFFS: Buffalo, 1/2/99 (**31, 40, 26, 23**); at Denver, 1/9/99 (**22**).

1999 KICKING

at Denver, 9/13 (**37**); Arizona, 9/19 (**39,51,48,44,42**); Buffalo, 10/4 (**30,44,26,26**); at Indianapolis, 10/10 (**37,27,21,43**); at New England, 10/17 (**20,33,45,45,41,53**); Philadelphia, 10/24 (**37,37,54**); at Oakland, 10/31 (**21,34,46,44**); Tennessee, 11/7 (43,**46**); at Buffalo, 11/14 (**30**); New England, 11/21 (**19,23**); at Dallas, 11/25 (52,47,47); Indianapolis, 12/5 (**31,32**); at N.Y. Jets, 12/12 (**24,33**); San Diego, 12/19 (**32,21,30,31**); N.Y. Jets, 12/27 (54,**37**); at Washington, 1/2/00 (**39**). PLAYOFFS: at Seattle, 1/9/00 (**32,50**); at Jacksonville, 1/15/00 (0 att.).

2000 KICKING

Seattle, 9/3 (**48, 25, 30**); at Minnesota, 9/10 (0 att.); Baltimore, 9/17 (**42,41**); New England, 9/24 (**43**); at Cincinnati, 10/1 (**40**); Buffalo, 10/8 (**30,33**); at N.Y. Jets, 10/23 (**28,42,36,44**); Green Bay, 10/29 (0 att.); at Detroit, 11/5 (**40,38,41**); at San Diego, 11/12 (**35**); N.Y. Jets, 11/19 (**47**); at Indianapolis, 11/26 (**28**); Buffalo, 12/3 (**32,31,20,26**); Tampa Bay, 12/10 (**35,23**); Indianapolis, 12/17 (**25,31**); at New England, 12/24 (**47,47,28,49**). PLAYOFFS: Indianapolis, 12/30 (38,**38**); at Oakland, 1/6/01 (0 att.).

2001 KICKING

at Tennessee, 9/9 (**37**); Oakland, 9/23 (**27**); at St. Louis, 9/30 (**26**); New England, 10/7 (**19,34,27**); at N.Y. Jets, 10/14 (**26**); at Seattle, 10/28 (**46**); Carolina, 11/4 (**36,45,29**); at Indianapolis, 11/11 (**31,31**); N.Y. Jets, 11/18 (42); at Buffalo, 11/25 (**25,39**); Denver, 12/2 (); Indianapolis, 12/10 (); at San Francisco, 12/16 (); at New England, 12/22 (**36,36**); Atlanta, 12/30 (); Buffalo, 1/6 (**22,49,20**). PLAYOFFS: Baltimore, 1/13 (**33**).

2002 KICKING

Detroit, 9/8 (); at Indianapolis, 9/15 (28); N.Y. Jets, 9/22 (**53,25,31,29**); at Kansas City, 9/29 (**42,29,25**); New England, 10/6 (45,**40,33**); at Denver, 10/13 (48,**53**); Buffalo, 10/20 (**42**); Green Bay, 11/4 (**46**); at N.Y. Jets, 11/10 (**28**); Baltimore, 11/17 (**42,49**); San Diego, 11/24 (**20,38,54,23**); at Buffalo, 12/1 (); Chicago, 12/9 (**32,29**); Oakland, 12/15 (**25,27,40,41**); at Minnesota, 12/21 (**25**); at New England, 12/29 (47,**28**).

2003 KICKING

Houston, 9/7 (); at N.Y. Jets, 9/14 (); Buffalo, 9/21 (51,**26,44**); at N.Y. Giants, 10/5 (**43,43,48**); at Jacksonville, 10/12 (**51**); New England, 10/19 (**23,34,35,35**); at San Diego, 10/27 (**44,36**); vs. Indianapolis, 11/2 (**23**); at Tennessee, 11/9 (); vs. Baltimore, 11/16 (**23,52,48,43**); vs. Washington, 11/23 (**51**); at Dallas, 11/27 (**33,42**); at New England, 12/7 (); vs. Philadelphia, 12/15 (**27,50**); at Buffalo, 12/21 (**28,30**); vs. N.Y. Jets, 12/28 (**23,43,53,22**).

2004 KICKING

Tennessee, 9/11 (46); at Cincinnati, 9/19 (43,47); Pittsburgh, 9/26 (34); N.Y. Jets, 10/3 (36,37,23); at New England, 10/10 (DNP); at Buffalo, 10/17 (INAC); vs. St. Louis, 10/24 (INAC); at N.Y. Jets, 11/1 (INAC); Arizona, 11/7 (INAC); at Seattle, 11/21 (34,39); at San Francisco, 11/28 (22,50); Buffalo, 12/5 (47); at Denver, 12/12 (32); New England, 12/20 (30); Cleveland, 12/26 (51); at Baltimore, 1/2 (53).


SINGLE-GAME HIGHS

Most Field Goals Made:	6 at New England, 10/17/99
	4 at Green Bay, 9/14/97
	4 vs. Detroit, 12/7/97
	4 vs. New England (OT), 10/25/98
	4 vs. Arizona, 9/19/99
	4 vs. Buffalo, 10/4/99
	4 at Indianapolis, 10/10/99
	4 vs. San Diego, 12/19/99
	4 at Buffalo, 12/3/00
Most Field Goal Attempts:	6 at New England, 10/17/99
	5 vs. Arizona, 9/19/99
	4, 18 times (last: vs. N.Y. Jets, 12/28/03)
Longest Field Goals Made:	54 vs. Philadelphia, 10/24/99
	53 at New England, 10/17/99
	53 vs. N.Y. Jets, 9/22/02
	53 at Denver, 10/13/02
	52 vs. Baltimore, 11/16/03
Longest Field Goal Attempts:	54 at Jacksonville, 10/12/98
	54 vs. Philadelphia, 10/24/99
	54 vs. N.Y. Jets, 12/27/99
	54 vs. San Diego, 11/24/02
	53 at New England, 10/17/99
	53 vs. N.Y. Jets, 9/22/02
	53 at Denver, 10/13/02
Most PATs Made:	7 vs. Detroit, 9/8/02
	5 at Denver, 9/13/99
	5 vs. Indianapolis, 12/10/01
	4, 12 times (last: at Dallas, 11/27/03)
Most PAT Attempts:	7 vs. Detroit, 9/8/02
	6 vs. Indianapolis, 12/10/01
	5 at Denver, 9/13/99
	5 at Dallas, 11/27/03
	4, 11 times (last: vs. Buffalo, 1/6/02)
Most Points:	19 at New England, 10/17/99
	15 vs. Detroit, 12/7/97
	15 at Buffalo, 12/13/00
	14 at Indianapolis, 10/10/99
	13 vs. Arizona, 9/19/99
	13 at N.Y. Jets, 10/23/00

*Playoff Game

DOLPHINS TWICE OPEN WITH 10-0 RECORD


Since the 1970 merger of the American and National Football Leagues, Miami is the only NFL team to twice open up a season with 10 or more consecutive wins. The Dolphins did it in 1972 (14 wins) and 1984 (11 wins), while six other teams have accomplished a 10 or more game season-opening winning streak on one occasion — Minnesota in 1975 (10 wins), Chicago in 1985 (13 wins), N.Y. Giants in 1990 (10 wins), San Francisco in 1990 (10 wins), Washington (11 games) in 1991 and Denver (13 games) in 1998.



Jamar Martin

Fullback • 32

Height/Weight5-11, 255
Born4/12/80
CollegeOhio State '02
AcquiredW (Dall.), 2004
Signed Through2005
NFLFourth Season
DolphinsSecond Season



PRO CAREER

CAREER TRANSACTIONS: Originally a fourth-round draft choice (129th overall) of Dallas in 2002 . . . Was waived by the Cowboys on September 5, 2004 and then claimed by the Dolphins a day later . . . Was waived by the Dolphins on September 18 and then re-signed on September 21.

2004 – Played in nine games, including one start with Miami . . . Was inactive for five contests, dressed but did not play in another and was not on the roster for one . . . Did not have any rush attempts on the year, caught four passes for 15 yards . . . Was waived on September 18 and then re-signed three days later . . . Was not on the roster for game at Cincinnati (9/19) . . . Caught a career-high two passes for eight yards vs. Buffalo (12/5) . . . Saw most extensive action at fullback during the final three games after Rob Konrad was placed on injured reserve (back) . . . Made first start as a Dolphin in Monday night win over New England (12/20) . . . Over the final three games, the Dolphins averaged 4.1 yards per rush attempt, well above their season average of 3.5.

2003 – Played in 14 regular season games, including one start with Dallas . . . Rushed for seven yards on four carries and caught four passes for 15 yards . . . Added two tackles on special teams . . . Was inactive for games vs. Carolina (11/23) and vs. Miami (11/27) . . . First start of NFL career came at Philadelphia (12/7) . . . Saw extensive action the following week at Washington (12/14) as Troy Hambrick picked up 189 yards rushing on 33 carries . . . Played in a reserve role in First-Round Playoff game at Carolina (1/3/04) . . . Did not post any stats.

2002 – Spent his entire rookie season on Dallas' injured reserve list with a torn anterior cruciate ligament in his right knee sustained in a training camp practice.

FINS FACT

Jamar is not the first member of his family to have played at Ohio State. His uncle, Paul Martin, lettered for the Buckeyes in 1959.

COLLEGE

Was a four-year letterman at Ohio State (1998-2001) during which time he rushed for 226 yards and four touchdowns on 61 attempts and caught 22 passes for 211 yards and a pair of scores . . . Served as team co-captain as a senior . . . As a junior, he was used primarily as a blocking back as Ohio State amassed 2,199 yards rushing as a team . . . Majored in political science.

PERSONAL

Has a daughter, Jaliyah and a son, Jamar, Jr. . . . Attended McKinley High School in Canton, Ohio where he helped lead the team to a 14-0 record and the Ohio big school championship as a senior . . . Played running back and linebacker that year, and averaged 6.2 yards per rush attempt and scored five touchdowns, while posting 59 tackles and six sacks . . . During his tenure in Dallas, was very active in charity events, especially those involving youths . . . Was


JAMAR MARTIN'S NFL REGULAR SEASON STATISTICS

YEAR	TEAM	RUSHING						RECEIVING			
		G-S	ATT.	YDS.	AVG.	LG	TD	NO.	YDS.	LG	TD
2002	Dallas	INJURED RESERVE									
2003	Dallas	14-1	4	7	1.8	3	0	2	9	6	0
2004	Miami	9-1	0	0	0.0	-	0	4	15	7	0

JAMAR MARTIN'S NFL PLAYOFF STATISTICS

YEAR	TEAM	RUSHING						RECEIVING			
		G-S	ATT.	YDS.	AVG.	LG	TD	NO.	YDS.	LG	TD

ADDITIONAL STATS



Stockar McDougle

Tackle • 73

Height/Weight.....6-6, 348
Born1/11/77
CollegeOklahoma '00
AcquiredUFA (Det.), 2005
Signed Through.....2005
NFLSixth Season
DolphinsFirst Season



PRO CAREER

CAREER TRANSACTIONS: Signed a one-year contract with the Dolphins as an unrestricted free agent from Detroit on March 15, 2005 . . . Originally a first-round draft choice (20th overall, 2nd offensive lineman) of the Lions in 2000.

FINS FACT

Just last year, Stockar and his wife, Octavia, opened their own Parkland, Fla.-based real estate and mortgage brokerage business called "The Real Estate Network."

2004 – Started all 16 games at right tackle for Detroit. . . Was part of a line that paved the way for rookie running back Kevin Jones to rush for 1,133 yards, the fifth-best total in the NFC in '04, and tops among NFL rookies . . . Made 50th career NFL appearance vs. Arizona (12/5) as Jones rushed for 196 yards and the line did not yield a sack.

2003 – Started all 16 games at right tackle . . . Part of a line that yielded an NFL-low 11 sacks, a franchise single-season record.

2002 – Opened 11 of the 12 contests in which he appeared at right tackle . . . Part of a group that led the way for running back James Stewart, who rushed for 1,021 yards . . . The Lions' unit also permitted just 20 sacks, the top figure in the NFL in '02 and a club single-season record at the time . . . Moved into starting lineup for the third game of the season . . . Was inactive for each of the final three games of the year with a toe injury.

2001 – Started three of the nine games that he played . . . Opened the first three games of year at left guard . . . Sustained an ankle injury in Monday night game vs. St. Louis (10/8) and was inactive for each of the next seven contests . . . Saw action in a reserve role for each of the final six games of the year.

2000 – Started all eight games in which he played at left tackle in his rookie season . . . Was inactive for the first eight games of the year with a knee injury sustained during the preseason . . . Made NFL debut, in a starting capacity at left tackle, vs. Miami (11/5).

COLLEGE


Began his career at Navarro Junior College in Corsicana, Texas where he played from 1996-97 . . . Transferred to Oklahoma where he played with the Sooners from 1998-99 . . . Started all 12 games at right tackle his senior season and was a first-team All-Big 12 pick and a third-team All-America selection . . . Began his junior season as a reserve but worked his way into the starting lineup by midseason . . . Was a JUCO All-America choice both years at Navarro . . . Majored in sociology.

PERSONAL

Married to Octavia with two sons, Lamonte and Marcus, and a daughter, Shantia . . . Was rated as one of the top prep linemen in the country as a senior at Deerfield Beach (Fla.) High School . . . Was very active in the community during his tenure in Detroit . . . Made regular hospital visits and also donated tickets to the Boys & Girls Club of Southeastern Michigan . . . Took part in the Lions' Pet Calendar to benefit the Dearborn Animal Shelter . . . Purchased rings for the Deerfield Beach Girls Basketball team, which won the Florida Class 6A state title two straight years . . . Younger brother, Jerome, was a defensive end at the University of Miami before the Philadelphia Eagles made him a first-round draft choice in 2003 . . . Mother, Linda, teaches home economics at Ely High School in Pompano Beach, and owns her own catering business in Deerfield Beach . . . Is a cousin of Vikings S Tyrone Carter and Bears DT Tommie Harris . . . Born January 11, 1977 in Ft. Lauderdale.

STOCKAR McDOUGLE'S NFL REGULAR SEASON STATISTICS

GAMES/STARTS: 2000: 8/8, 2001: 9/3, 2002: 12/11, 2003: 16/16, 2004: 16/16
5-YEAR TOTALS: 61/54



Damion McIntosh

Tackle • 77

Height/Weight.....6-4, 320
Born3/25/77
CollegeKansas State '00
Acquired.....UFA (S.D.), 2004
Signed Through.....2009
NFLSixth Season
DolphinsSecond Season



PRO CAREER

CAREER TRANSACTIONS: Was a third-round draft choice (83rd overall) by San Diego in 2000 . . . Signed to a six-year contract by the Dolphins as an unrestricted free agent from the Chargers on March 16, 2004.

2004 – Began training camp on the Active/Physically Unable to Perform list following offseason ankle surgery . . . Was activated on August 26 . . . Returned to start at left tackle in

FINS FACT

Damion was born in Kingston, Jamaica and lived there until his family moved to Florida when he was four years old. Nevertheless, he still returns to the island every offseason to visit family and friends that still reside there, including his grandparents.

preseason finale at New Orleans (9/3) . . . Went on to start all 14 regular season games in which he played at left tackle . . . Was inactive for each of the first two games of the year . . . Made Dolphins debut, in a starting role at left tackle, in week three game vs. Pittsburgh (9/26) . . . Held on to the spot for the remainder of the year . . . Over the final 14 games of the year, missed just two of 927 offensive plays.

2003 – Started all 13 games in which he played at left tackle for the Chargers . . . Was inactive for three contests . . . Part of a line that paved the way for running back LaDainian Tomlinson to amass 1,645 rushing yards, the third-highest total in the NFL, and a 5.3-yard average per attempt . . . The line allowed only 29 sacks on the year . . . Opened the first 12 games of the year before sustaining an ankle injury vs. Kansas City (11/30) . . . Was inactive for the next two contests before returning to the starting lineup at Pittsburgh (12/21) . . . Left the Steelers game in the third quarter after re-aggravating the ankle injury and was inactive for season finale vs. Oakland (12/28).

2002 – Started all ten games in which he played at left tackle . . . Was inactive for six games . . . Part of a line that led the way for running back LaDainian Tomlinson, who finished second in the NFL with 1,683 yards rushing, including a 4.5-yard average per attempt . . . The unit also surrendered just 24 sacks on the season, tied for the fifth-lowest total in the league . . . Sustained a high ankle sprain vs. N.Y. Jets (11/3) and was inactive each of the next three weeks . . . Returned to start at left tackle vs. Denver (12/1) . . . Opened at that spot each of the next two weeks before re-aggravating the injury, causing him to be inactive each of the final three games.

2001 – Started 14 of the 15 games in which he played at left tackle . . . Dressed but did not play in one contest . . . Member of a unit which helped rookie running back LaDainian Tomlinson rush for 1,236 yards and ten touchdowns . . . The group also permitted only 27 sacks, tied for the fifth-lowest figure in the NFL . . . Opened each of the first 14 contests of the season . . . Was inactive at Kansas City (12/23) with the flu . . . Played in a reserve role for finale vs. Seattle (12/30).

2000 – Played in three games during his rookie season all on special teams . . . Was inactive

COLLEGE

for the first 13 games of the year before making his NFL debut vs. Baltimore (12/10). Played both offensive and defensive tackle during his four-year career at Kansas State (1996-99) . . . Overall, played in 44 games, including 31 starts . . . Totaled 105 tackles, 20 stops for loss, 7.5 sacks, three fumble recoveries and a pair of forced fumbles in his career . . . Only played offensive tackle on a full-time basis his senior season of 1999 and started at left tackle in 11 of the 12 contests in which he took part . . . Was a second-team All-Big 12 Conference selection as a defensive tackle his junior year when he started all 12 contests and recorded 51 tackles, ten stops for loss, a sack and three fumble recoveries . . . Also saw action at offensive tackle in four contests . . . Was an honorable mention all-conference pick as a sophomore when he started eight of the 11 games that he played and posted 34 tackles, six stops for loss, 4.5 sacks and two forced fumbles . . . Started season-opener that year at left offensive tackle before moving to the defensive side where he started the final seven games . . . Appeared in nine games in a reserve role at defensive tackle as a redshirt freshman in

PERSONAL

1996 . . . Graduated with a degree in social science.
Married during the 2004 season to Precious . . . Was an all-state, all county and all conference selection at McArthur High School in Hollywood, Fla . . . Helped the Mustangs to the district title as a senior . . . Also lettered in wrestling and baseball . . . Was born in Kingston, Jamaica before his family moved to Florida when he was four years old . . . Has participated in the Dolphins annual charity fishing tournament which benefits the Miami Dolphins Foundation . . .

DAMION MCINTOSH'S NFL REGULAR SEASON STATISTICS

GAMES/STARTS: 2000: 3/0, 2001: 15/14, 2002: 10/10, 2003: 13/13, (Miami) 2004: 14/14
5-YEAR TOTALS: 55/51



Seth McKinney

Center • 68

Height/Weight.....6-3, 310
Born6/12/79
CollegeTexas A&M '02
AcquiredD3, 2002
Signed Through2005
NFLFourth Season
DolphinsFourth Season



PRO CAREER

CAREER TRANSACTIONS: Was a third-round draft choice (90th overall) of the Dolphins in 2002 . . . Was the team's top pick that year as they were without selections in each of the first two rounds.

2004 — Opened all 16 games in which he played at center in his first season as a full-time starter . . . Was the only member of the offensive line to start all 16 games in '04 . . . In fact, took part in all 1,062 offensive snaps over the course of the season.

2003 — Played in all 16 contests, starting three of them . . . Opened two games at center and another at left guard . . . Dolphins were 3-0 in games that he started . . . Opened at center in place of the injured Tim Ruddy (knee) at N.Y. Giants (10/5) as the Dolphins racked up 134 yards rushing on 30 attempts (4.5 avg.) in a 23-10 victory . . . Started again at center in place of Ruddy (knee) vs. Baltimore (11/16) as the Dolphins accumulated 141 yards rushing and did not allow a sack in a 9-6 overtime win . . . Started the following week vs. Washington (11/23) at left guard for an injured Jamie Nails (ankle) . . . The Dolphins produced 317 yards of total offense, while rushing for 144 yards on 32 carries (4.5 avg.) in the 24-23 triumph.

2002 — Played in all 16 games in his rookie season, starting two of them . . . Majority of action over first 14 contests came in short-yardage and goal-line situations, and on special teams . . . Made first start of NFL career at Minnesota (12/21) when he opened at left guard in place of Jamie Nails, who sustained a torn left Achilles' tendon the previous week vs. Oakland (12/15) . . . Also started at that spot in season finale at New England (12/29) as Nails was placed on injured reserve.

FINS FACT

Seth's father, Mike, was the Health and Human Services Commissioner for the state of Texas under former Governor and now President George W. Bush. He now serves as the Chief of Staff for current Texas Governor Rick Perry.

COLLEGE

Four-year starter for the Aggies (1998-2001) . . . Including bowl games, started 50 consecutive contests in his career, becoming just the fifth center in NCAA I-A history to start every game in a career . . . Opened all 12 matchups as a senior and was a consensus All-Big 12 Conference selection . . . Also was an Academic All-Big 12 Conference choice . . . Was a finalist for the Rimington Award, given to the nation's top center . . . Was voted as the team's Offensive MVP, as he did not allow a quarterback sack or pressure the entire season . . . Was a first-team All-Big 12 pick as a junior, while also being selected as the school's Scholar Athlete of the Year . . . Started all 14 games as a redshirt freshman in 1998 and earned Freshman All-America honors from The Sporting News . . . Redshirted in 1997 . . . Holds B.S. and Master's degrees in Management Information Systems.

PERSONAL


Married to Paige with two daughters, Kate Elizabeth (12/16/02) and Abigail Anne (2/16/05) . . . Wife gave birth to first child the Monday prior to Seth's first NFL start, at Minnesota (12/21/02) . . . Brother, Steve, played along the offensive line at Texas A&M from 1994-97, was a fourth-round draft choice of Indianapolis in 1998, and now is in his fourth season with Houston . . . Was a first-team All-Central Texas and Associated Press All-State pick at Westlake High School in Austin . . . Played offensive tackle on a unit that featured current San Diego Chargers quarterback Drew Brees . . . Also lettered in basketball, baseball and track . . . Was a state qualifier in the shot put . . . Has assisted in building houses for Habitat for Humanity . . . Also has participated in the Dolphins' annual charity fishing tournament, which benefits the Miami Dolphins Foundation . . . Hobbies include hunting, fishing and spending time with his family . . . Full name is Seth Alan McKinney, born June 12, 1979 in Buffalo, Texas.

SETH MCKINNEY'S NFL REGULAR SEASON STATISTICS

GAMES/STARTS: 2002: 16/2, 2003: 16/3, 2004: 16/16

3-YEAR TOTALS: 48/21

ADDITIONAL STATS



Randy McMichael

Tight End • 81

Height/Weight.....6-3, 255
Born6/28/79
CollegeGeorgia '02
AcquiredD4, 2002
Signed Through2005
NFLFourth Season
DolphinsFourth Season



PRO CAREER

CAREER TRANSACTIONS: Was a fourth-round draft choice (114th overall) of the Dolphins in 2002, with a pick obtained from New Orleans in the Ricky Williams trade, as the teams swapped fourth-round selections . . . It marked the highest the Dolphins had ever selected a tight end since they tabbed Ferrell Edmunds in the third round (73rd overall) of the 1988 draft.

2004 – Started all 16 games, one of only two Dolphins offensive players to open every game in 2004 (C Seth McKinney) . . . Put together the most prolific receiving season of any tight end in Dolphins history . . . Led the team with 73 receptions, while 791 receiving yards ranked second, trailing only Chris Chambers, who registered 898 yards . . . Also scored four touchdowns on the season . . . Had a two-point conversion to his credit . . . Had five receptions for 25 yards or longer on the season, tied with Marty Booker for second on the squad, trailing only Chambers, who had six . . . Overall, led the Dolphins in receptions eight times and in receiving yards on seven occasions over the course of the season . . . Reception total ranked 13th in the AFC . . . Tied for fourth in the AFC

FINS FACT

An avid shopper, Randy is likely to be found at one of the many area malls on his day off. Of particular interest to him are shoes, of which he has approximately 200 pairs stashed in his closets at home. "I'm a shoe-aholic. I love them to death." Randy estimates that he has worn every pair once, and after that one time he usually gives them away to the kids in his neighborhood. The one pair that he does get many uses out of is his custom made University of Georgia flip-flops.

with 24 third-down receptions . . . Was first-alternate for the AFC Pro Bowl squad . . .

ALL-TIME AMONG DOLPHINS TIGHT ENDS: McMichael's 73 receptions and 791 receiving both represent single-season standards for a Dolphins tight end, as he surpassed the previous marks set by Keith Jackson in 1994 (59-673) . . . His four receiving touchdowns tied for his personal single-season best which he initially achieved in his rookie season of 2002 . . . He now owns two of the four-highest single-season reception and yardage totals by a

HIGHEST SINGLE-SEASON RECEIVING TOTALS BY A DOLPHINS TIGHT END

RECEPTIONS			RECEIVING YARDS		
PLAYER	YEARS	NO.	PLAYER	YEARS	YDs
1. RANDY McMICHAEL	2004	73	1. RANDY McMICHAEL	2004	791
2. Keith Jackson	1994	59	2. Keith Jackson	1994	673
3. Bruce Hardy	1986	54	3. Keith Jackson	1993	613
4. RANDY McMICHAEL	2003	49	4. RANDY McMICHAEL	2003	598

Dolphins tight end:

AMONG AFC TIGHT ENDS: McMichael also placed among the AFC leaders in both receptions and receiving yards . . . In fact, his figures in both categories ranked third among

2004 NFL RECEIVING LEADERS AMONG TIGHT ENDS

RECEPTIONS			RECEIVING YARDS		
PLAYER	TEAM	NO.	PLAYER	TEAM	YDs
1. Tony Gonzalez	Kansas City	102	1. Tony Gonzalez	Kansas City	1258
2. Jason Witten	Dallas	87	2. Jason Witten	Dallas	980
3. Eric Johnson	San Francisco	82	3. Antonio Gates	San Diego	964
4. Antonio Gates	San Diego	81	4. Eric Johnson	San Francisco	825
5. RANDY McMICHAEL	MIAMI	73	5. RANDY McMICHAEL	MIAMI	791

AFC tight ends:

CONSECUTIVE GAMES WITH A RECEPTION: Enters 2005 having caught a pass in 21 straight games, including all 16 in 2004 . . . Has had at least one reception in 46 of his 48 career games . . .

GAME HIGHLIGHTS: In season opener vs. Tennessee (9/11) hauled in eight passes for 79 yards, including a 15-yard TD catch from A.J. Feeley for Feeley's first touchdown pass as a Dolphin and the team's only score that game . . . The eight receptions tied a career-high at the time and is now second . . . The following week at Cincinnati (9/19), hauled in six passes for a season-high 93 yards . . . Had four catches for 78 yards vs. St. Louis (10/24), including a 42-yard TD catch from Jay Fiedler in the second quarter to put the Dolphins ahead 14-7 as they went on for their first win of the season, 31-14 . . . Accounted for the first two-point conversion of his career when he took in a pass from Feeley vs. Arizona (11/7) . . . Established new personal single-season career bests for both receptions and yards with four catches for 28 yards at San Francisco (11/28) . . . Also had a 15-yard TD catch in the final period to spearhead a 17-point fourth quarter as the Dolphins went on for a 24-17 win over the 49ers . . . Had five catches for 62 yards at Denver (12/12) as he surpassed Keith Jackson as the Dolphins' single-season leader for receiving yards among tight ends . . . Recorded four catches for 29 yards in Monday night game vs. New England (12/20), as he moved past Jackson as the club's single-season leader for receptions among tight ends . . . Set a new career-high with nine receptions, totaling 59 yards, vs. Cleveland (12/26) . . . The nine receptions also marked a new single-game best for a Dolphins tight end, surpassing the old mark of eight, which McMichael had set twice previously, and which also had been set by Larry Seiple (at Buffalo, 11/16/69) and Jackson (at San Diego, 1/8/95 in Divisional Playoff game).

2003 – Emerged as one of the top receiving tight ends in the NFL in his second NFL season . . . Started all 16 games and finished with 49 receptions for 598 yards and two touchdowns . . . Added another touchdown on a fumble recovery . . . Ranked third on the team in receptions and second in receiving yards . . . Led or shared the team-lead in receiving four times during

the course of the season . . . Topped team in receiving yards on five occasions . . . Of his 49 receptions, five went for 25 yards or longer, second-most on the team, trailing only Chris Chambers (8) . . . Had a reception in all but one game . . .

AMONG DOLPHINS TIGHT ENDS: Had one of the most productive seasons ever by a Dolphins tight end . . . His 49 catches were the third-most ever by a Dolphins tight end to that point (now 4th) and the most since Keith Jackson had 59 in 1994 . . . His 598 receiving yards also were the third-most by a Dolphins tight end to that point (now 4th) and the most since Jackson amassed 673 yards in 1994 . . .

AMONG AFC TIGHT ENDS: McMichael also placed among the AFC leaders in both

2003 AFC RECEIVING LEADERS AMONG TIGHT ENDS

RECEPTIONS			RECEIVING YARDS		
PLAYER	TEAM	NO.	PLAYER	TEAM	YDs
1. Tony Gonzalez	Kansas City	71	1. Tony Gonzalez	Kansas City	916
2. Shannon Sharpe	Denver	62	2. Shannon Sharpe	Denver	770
3. Todd Heap	Baltimore	57	3. Todd Heap	Baltimore	693
4. RANDY McMICHAEL	MIAMI	49	4. RANDY McMICHAEL	MIAMI	598

receptions and receiving yards . . . In fact, his figures in both categories ranked fourth among AFC tight ends in 2003 . . .

GAME HIGHLIGHTS: At Jacksonville (10/12), caught two passes for 27 yards and returned an Obafemi Ayanbadejo fumble two yards for a touchdown . . . Had his most productive game of the season and one of the top receiving days ever by a Dolphins tight end vs. New England (10/19) when he caught eight passes for 102 yards . . . His eight receptions tied a team record for a tight end at the time, achieved three times previously, most recently by Keith Jackson who did it in a Divisional Playoff game on January 8, 1995 at San Diego . . . His yardage total tied for the third-most ever by a Dolphins tight end in the regular season, and fourth overall including playoffs . . . He became the first tight end in team history to record a 100-yard receiving game since Jackson amassed 109 yards and two scores on eight catches in that playoff game against the Chargers . . . He became the first to do it in the regular season since Ferrell Edmunds had two receptions for 117 yards on November 27, 1988 at the N.Y. Jets . . . It is one of only six 100-yard receiving games by a Dolphins tight end during the regular season, and the seventh overall, including playoffs . . . Led team with six receptions for 88 yards, including a career-long 46-yard catch from Brian Griese, vs. Indianapolis (11/2).

2002 – Started all 16 games in his rookie season. . . Caught 39 passes for 485 yards and four touchdowns . . . Four receiving scores led the team while reception and yardage figures both were third . . . Became the first Dolphins rookie tight end ever to open every regular season contest . . . Reception total marked the most by a Dolphins tight end since 1997 when Troy Drayton had 39 catches . . . Yardage total was the most by a Dolphins tight end since Drayton had 558 yards in 1997 . . . Four touchdowns were the most by a Dolphins tight end since 1997 when Drayton also had four touchdowns . . . Four touchdown catches were the third-highest figure by a Dolphins rookie at any position, and the most by a tight end, surpassing Ferrell Edmunds, who had three in 1988 . . . Had a reception in 15 of 16 games . . . Of his 39 catches, five went for 25 yards or longer, third-most on the team, trailing only James McNight (9) and Chris Chambers (7) . . .

MOST TOUCHDOWN CATCHES BY A DOLPHINS ROOKIE

PLAYER	POSITION	YEAR	TDs
1. Chris Chambers	Wide Receiver	2001	7
2. Andre Brown	Wide Receiver	1989	5
3. RANDY McMICHAEL	TIGHT END	2002	4
4. Four different players, last by RB Terry Kirby in '93			3

AMONG DOLPHINS ROOKIES: McMichael hauled in four touchdown passes in 2002, the third-most ever by a Dolphins rookie, and the most by a rookie tight end . . .

AMONG ROOKIE AND NFL TIGHT ENDS: Although he was the eighth tight end taken in

TOP TIGHT ENDS SELECTED IN 2002 NFL DRAFT

PLAYER	TEAM	ROUND		OVERALL		REC.	YDS.	AVG.	LG	TD
		DRAFTED	PICK	PICK	PICK					
Jeremy Shockey	N.Y. Giants	1	14	74	894	12.1	30	2		
Daniel Graham	New England	1	21	15	150	10.0	31	1		
Jerramy Stevens	Seattle	1	28	26	252	9.7	29	3		
Doug Jolley	Oakland	2	55	32	409	12.8	33	2		
Matt Schobel	Cincinnati	3	67	27	212	7.9	20t	2		
Chris Baker	N.Y. Jets	3	88	2	14	7.0	10	0		
Justin Peelle	San Diego	4	103	3	15	5.0	10	0		
RANDY McMICHAEL MIAMI		4	114	39	485	12.4	45	4		

the 2002 draft, McMichael's receiving totals ranked second among all NFL rookie tight ends in

NFL'S RECEIVING YARDAGE LEADERS AMONG TIGHT ENDS IN 2002

PLAYER	TEAM	YDS.	REC.	AVG.	LG	TD
1. Jeremy Shockey*	N.Y. Giants	894	74	12.1	30	2
2. Todd Heap	Baltimore	836	68	12.3	43	6
3. Tony Gonzalez	Kansas City	773	63	12.3	42t	7
4. Shannon Sharpe	Denver	686	61	11.2	82t	3
5. Billy Miller	Houston	613	51	12.0	42	3
6. Stephen Alexander	San Diego	510	45	11.3	32	1
7. Itula Mili	Seattle	508	43	11.8	49	2
8. RANDY McMICHAEL* MIAMI		460	36	12.8	45	4

*Indicates rookie

2002, trailing only the Giants' Jeremy Shockey, the 14th overall pick in the draft: McMichael's touchdown total was the most of any rookie tight end in the league in '02 . . . His yardage total was sixth among all AFC tight ends and eighth among NFL tight ends:

GAME HIGHLIGHTS – VS. DETROIT (SEPT. 8): Made NFL debut in a starting role . . . Tied for team-lead with four receptions, totaling 73 yards, which led the club that day . . . Also scored his first NFL touchdown when he hauled in a Jay Fiedler pass from 16 yards out in the second quarter . . . Long reception went for 24 yards as he averaged 18.3 yards per catch, his best figure in the six games that he had three or more receptions . . . His output marked the most receiving yards by a Dolphins tight end since Troy Drayton had 80 yards on four receptions on October 5, 1997 against Kansas City at Pro Player Stadium . . . Became the first Dolphins tight end to have a reception in his NFL debut since Charles Henry had two catches for 17 yards on September 1, 1991 in the opener that year at Buffalo . . . Touchdown reception represented the first time that a Dolphins tight end scored a touchdown in his NFL debut . . . Became the first Dolphins tight end to lead the team in receiving yards since Drayton had 50 yards on two receptions on November 2, 1997 at Buffalo . . . For his efforts, was named the Pepsi NFL Rookie of the Week in a vote of fans on NFL.com . . .

VS. N.Y. JETS (SEPT. 22): Led team in receiving for second time in three weeks with season-high totals of five receptions for 79 yards, including a long of 36 yards, his second-longest catch of the year . . . Also had a 10-yard touchdown reception from Jay Fiedler in the first quarter . . . His output marked the most receptions by a Dolphins tight end since Jed Weaver had five catches on December 24, 2000 at New England . . . For his performance, was named the Pepsi NFL Rookie of the Week in a vote of fans on NFL.com . . .

AT DENVER (OCT. 13): Led team with a season-high five receptions, totaling 62 yards . . . Had a long catch of 26 yards . . . Had a key 17-yard reception on the Dolphins' final drive of the game which help set up Olindo Mare's 53-yard field goal with six seconds to play to give Miami a 24-22 victory . . .

VS. BUFFALO (OCT. 20): Tied for team-lead with three receptions, totaling 35 yards, including a four-yard TD catch from Ray Lucas . . . It marked McMichael's fourth touchdown reception of the season, establishing the Dolphins' single-season record for a rookie tight end,

COLLEGE

first set by Ferrell Edmunds who had three in 1988 . . .

VS. BALTIMORE (NOV. 17): Caught two passes for 50 yards, including a season-long reception of 45 yards from Ray Lucas, the fourth-longest pass play by the Dolphins in 2002. Three-year letterman (1999-2001) at Georgia . . . Started 21 of the 33 games in which he played during his career and caught 90 passes for 1,213 yards and five touchdowns . . . Finished ranked ninth in school annals for career receiving yards . . . Was a first-team All-Southeastern Conference selection by the Associated Press and SEC coaches in his final year of 2001 when he started nine of the ten games in which he appeared and had 24 receptions for 281 yards and a TD . . . Turned in his most productive season as a redshirt freshman in 1999 when he caught 34 passes for 357 yards and three touchdowns . . . Was a first-team Freshman All-America pick by The Sporting News and the SEC coaches . . . Followed that up

PERSONAL

by hauling in 32 passes for 475 yards and a score in 2000 when he was an honorable mention all-conference selection . . . Missed all of 1998 with a knee injury . . . Sat out all but one game in 1997 with a thumb injury . . . Earned B.S. in family and consumer science.

Married to Cawanna . . . Has a daughter, Sierra and two sons, Isiah and Shawn . . . Named to the Atlanta Journal-Constitution's Top 50 in the state of Georgia at Peach County High School in Fort Valley . . . Was voted the team's best offensive lineman as a senior . . . Also lettered in basketball and track during his prep career . . . Worked with a mentor program while in college . . . Has assisted in building houses for Habitat for Humanity . . . Enjoys shopping in spare time

RANDY McMICHAEL'S NFL REGULAR SEASON STATISTICS

YEAR	TEAM	G-S	NO.	RECEIVING				RUSHING			
				YDS.	AVG.	LG	TD	ATT.	YDS.	LG	TD
2002	Miami	16-16	39	485	12.4	45	4	1	8	8	0
2003	Miami	16-16	49	598	12.2	46	2	0	0	0	0
2004	Miami	16-16	73	791	10.8	42t	4	0	0	0	0

ADDITIONAL STATS

Two-Point Conversions: 1 in 2004

Miscellaneous Tackles: 4 in 2002, 2 in 2003, 2 in 2004 for total of 8

SINGLE-GAME HIGHS

Most Receptions:	9	vs. Cleveland, 12/26/04
	8	vs. New England, 10/19/03
	8	vs. Tennessee, 9/11/04
	7	vs. Philadelphia, 12/15/03
	7	at N.Y. Jets, 11/1/04
Most Receiving Yards:	102	vs. New England, 10/19/03
	95	vs. Philadelphia, 12/15/03
	93	at Cincinnati, 9/19/04
	88	vs. Indianapolis, 11/2/03
	87	at N.Y. Jets, 11/1/04
Longest Receptions:	46	vs. Indianapolis, 11/2/03
	45	vs. Baltimore, 11/17/02
	42t	vs. St. Louis, 10/24/04
	37	at Cincinnati, 9/19/04
	36	vs. N.Y. Jets, 9/22/02

2002 GAME-BY-GAME STATISTICS

DATE	OPPONENT	P/S	RECEIVING				RUSHING				W/L	SCORE
			NO.	YDS.	LG	TD	ATT.	YDS.	LG	TD		
9/8	DETROIT	S	4	73	24	1	0	0	0	0	W	49-21
9/15	at Indianapolis	S	2	34	24	0	0	0	0	0	W	21-13
9/22	N.Y. JETS	S	5	79	36	1	0	0	0	0	W	30-3
9/29	at Kansas City	S	2	18	13	0	0	0	0	0	L	30-48
10/6	NEW ENGLAND	S	3	26	18	1	0	0	0	0	W	26-13
10/13	at Denver	S	5	62	26	0	0	0	0	0	W	24-22
10/20	BUFFALO	S	3	35	26	1	0	0	0	0	L	10-23
11/4	at Green Bay	S	2	12	6	0	1	8	8	0	L	10-24
11/10	at N.Y. Jets	S	2	18	9	0	0	0	0	0	L	10-13
11/17	BALTIMORE	S	2	50	45	0	0	0	0	0	W	26-7
11/24	SAN DIEGO	S	0	0	0	0	0	0	0	0	W	30-3
12/1	at Buffalo	S	2	2	2	0	0	0	0	0	L	21-38
12/9	CHICAGO	S	1	26	26	0	0	0	0	0	W	27-9
12/15	OAKLAND	S	2	12	9	0	0	0	0	0	W	23-17
12/21	at Minnesota	S	1	13	13	0	0	0	0	0	L	17-20
12/29	at New England	S	3	25	14	0	0	0	0	0	L	24-27
2002 TOTALS			16-16	39	485	45	4	1	8	8	0	9-7

2003 GAME-BY-GAME STATISTICS


DATE	OPPONENT	P/S	RECEIVING				RUSHING				W/L	SCORE
			NO.	YDS.	LG	TD	ATT.	YDS.	LG	TD		
9/7	HOUSTON	S	1	16	16	0	0	0	0	0	L	20-21
9/14	at N.Y. Jets	S	3	21	10	1	0	0	0	0	W	21-10
9/21	BUFFALO	S	4	57	33	0	0	0	0	0	W	17-7
10/5	at N.Y. Giants	S	2	57	33	0	0	0	0	0	W	23-10
10/12	at Jacksonville	S	2	27	14	0	0	0	0	0	W	24-10
10/19	NEW ENGLAND	S	8	102	22	0	0	0	0	0	L	13-19
10/27	at San Diego	S	3	24	10	1	0	0	0	0	W	26-10
11/2	INDIANAPOLIS	S	6	88	46	0	0	0	0	0	L	17-23
11/9	at Tennessee	S	3	17	8	0	0	0	0	0	L	7-31
11/16	BALTIMORE	S	1	9	9	0	0	0	0	0	W	9-6
11/23	WASHINGTON	S	3	15	7	0	0	0	0	0	W	24-23
11/27	at Dallas	S	2	24	12	0	0	0	0	0	W	40-21
12/7	at New England	S	0	0	0	0	0	0	0	0	L	0-12
12/15	PHILADELPHIA	S	7	95	35	0	0	0	0	0	L	27-34
12/21	at Buffalo	S	1	6	6	0	0	0	0	0	W	20-3
12/28	N.Y. JETS	S	3	40	27	0	0	0	0	0	W	23-21
2003 TOTALS			16-16	49	598	46	2	0	0	0	0	10-6

2004 GAME-BY-GAME STATISTICS

DATE	OPPONENT	P/S	RECEIVING				RUSHING				W/L	SCORE
			NO.	YDS.	LG	TD	ATT.	YDS.	LG	TD		
9/11	TENNESSEE	S	8	79	16	1	0	0	0	0	L	7-17
9/19	at Cincinnati	S	6	93	37	0	0	0	0	0	L	13-16
9/26	PITTSBURGH	S	5	51	15	0	0	0	0	0	L	3-13
10/3	NEW YORK JETS	S	5	51	20	0	0	0	0	0	L	9-17
10/10	at New England	S	4	62	34	0	0	0	0	0	L	10-24
10/17	at Buffalo	S	3	34	24	0	0	0	0	0	L	13-20
10/24	ST. LOUIS	S	4	78	42t	1	0	0	0	0	W	31-14
11/1	at New York Jets	S	7	87	28	1	0	0	0	0	L	14-41
11/7	ARIZONA	S	1	16	16	0	0	0	0	0	L	23-24
11/21	at Seattle	S	6	43	17	0	0	0	0	0	L	17-24
11/28	at San Francisco	S	2	28	15	1	0	0	0	0	W	24-17
12/5	BUFFALO	S	2	14	12	0	0	0	0	0	L	32-42
12/12	at Denver	S	5	62	21	0	0	0	0	0	L	17-20
12/20	NEW ENGLAND	S	4	29	11	0	0	0	0	0	W	29-28
12/26	CLEVELAND	S	9	59	11	0	0	0	0	0	W	10-7
1/2	at Baltimore	S	2	5	3	0	0	0	0	0	L	23-30
2004 TOTALS			16-16	73	791	42t	4	0	0	0	0	4-12

RANDY McMICHAEL'S RECEIVING BREAKDOWN

	2004						CAREER					
	G	NO	YDS	AVG	LG	TD	G	NO	YDS	AVG	LG	TD
Buffalo	2	5	48	9.6	24	0	6	15	148	9.9	33	1
Miami	-	-	-	-	-	-	-	-	-	-	-	-
New England	2	8	91	11.4	34	0	6	22	244	11.1	34	1
N.Y. Jets	2	12	138	11.5	28	1	6	25	296	11.8	36	3
AFC East	6	25	277	11.1	28	1	18	62	688	11.1	36	5
Baltimore	1	2	5	2.5	3	0	3	5	64	12.8	45	0
Cincinnati	1	6	93	15.5	37	0	1	6	93	15.5	37	0
Cleveland	1	9	59	6.6	11	0	1	9	59	6.6	11	0
Pittsburgh	1	5	51	10.2	15	0	1	5	51	10.2	15	0
AFC Central	4	22	208	9.5	37	0	6	25	267	10.7	45	0
Houston	-	-	-	-	-	-	1	1	16	16.0	16	0
Indianapolis	-	-	-	-	-	-	2	8	122	15.3	46	0
Jacksonville	-	-	-	-	-	-	1	2	27	13.5	14	0
Tennessee	1	8	79	9.9	16	1	2	11	96	8.7	16	1
AFC South	1	8	79	9.9	16	1	6	22	261	11.9	46	1
Denver	1	5	62	12.4	21	0	2	10	124	12.4	26	0
Kansas City	-	-	-	-	-	-	1	2	18	9.0	13	0
Oakland	-	-	-	-	-	-	1	2	12	6.0	9	0
San Diego	-	-	-	-	-	-	2	3	24	8.0	10	1
AFC West	1	5	62	12.4	21	0	6	17	178	10.5	26	1
AFC Total	12	60	626	10.4	37	2	36	126	1394	11.1	46	7
Dallas	-	-	-	-	-	-	1	2	24	12.0	12	0
N.Y. Giants	-	-	-	-	-	-	1	2	57	28.5	33	0
Philadelphia	-	-	-	-	-	-	1	7	95	13.6	35	0
Washington	-	-	-	-	-	-	1	3	15	5.0	7	0
NFC East	-	-	-	-	-	-	4	14	191	13.6	35	0
Chicago	-	-	-	-	-	-	1	1	26	26.0	26	0
Detroit	-	-	-	-	-	-	1	4	73	18.3	24	1
Green Bay	-	-	-	-	-	-	1	2	12	6.0	6	0
Minnesota	-	-	-	-	-	-	1	1	13	13.0	13	0
NFC Central	-	-	-	-	-	-	4	8	124	15.5	26	1
Atlanta	-	-	-	-	-	-	-	-	-	-	-	-
Carolina	-	-	-	-	-	-	-	-	-	-	-	-
New Orleans	-	-	-	-	-	-	-	-	-	-	-	-
Tampa Bay	-	-	-	-	-	-	-	-	-	-	-	-
NFC South	-	-	-	-	-	-	-	-	-	-	-	-
Arizona	1	1	16	16.0	16	0	1	1	16	16.0	16	0
St. Louis	1	4	78	19.5	42	1	1	4	78	19.5	42	1
San Francisco	1	2	28	14.0	15	1	1	2	28	14.0	15	1
Seattle	1	6	43	7.2	17	0	1	6	43	7.2	17	0
NFC West	4	13	165	12.7	42	2	4	13	165	12.7	42	2
NFC Total	4	13	165	12.7	42	2	12	35	480	13.7	42	3
Home	8	38	377	9.9	42	3	24	91	1100	12.1	46	7
Road	8	35	414	11.8	37	1	24	70	774	11.1	37	3
1st Down	16	23	294	12.8	37	1	48	57	785	13.8	37	2
2nd Down	16	26	214	8.2	16	1	48	58	603	10.4	46	5
3rd Down	16	24	283	11.8	42	2	48	46	486	10.6	42	3
4th Down	16	0	0	0.0	0	0	48	0	0	0.0	0	0
1st Half	16	36	400	11.1	42	2	48	80	989	12.4	46	7
2nd Half	16	37	391	10.6	34	2	48	80	868	10.9	35	3
Overtime	-	-	-	-	-	-	3	1	17	17.0	17	0
Grass	12	51	534	10.5	42	3	37	126	1460	11.6	46	8
Turf	4	22	257	11.7	37	1	11	35	414	11.8	37	2
Aug./Sept.	3	19	223	11.7	37	1	10	40	521	13.0	37	4
October	4	16	225	14.1	42	1	11	42	558	13.3	42	4
November	4	16	174	10.9	28	2	13	37	407	11.0	46	2
Dec./Jan.	5	22	169	7.7	21	0	14	42	388	9.2	35	0
Games 1-8	8	42	535	12.7	42	3	24	97	1266	13.1	46	9
Games 9-16	8	31	256	8.3	21	1	24	64	608	9.5	45	1
Wins	4	19	194	10.0	42	2	23	67	836	12.5	45	8
Losses	12	54	597	11.1	37	2	25	94	1038	11.0	46	2
Ties	-	-	-	-	-	-	-	-	-	-	-	-



Travis Minor

Running Back • 28

Height/Weight.....5-10, 203
Born6/30/79
College.....Florida State '01
Acquired.....D3a, 2001
Signed Through.....2005
NFL.....Fifth Season
Dolphins.....Fifth Season



PRO CAREER

CAREER TRANSACTIONS: The first of two third-round draft choices (85th overall) of the Dolphins in 2001 . . . Re-signed with the team to a one-year contract on March 25, 2005.

2004 – Played in 11 games, including four starts . . . Was inactive for five contests . . . Finished second on the team in rushing with 388 yards and three touchdowns on 109 attempts . . . Added 13 receptions for 75 yards . . . Also was credited with one special teams tackle . . . Began the season as the starter, but sustained a sprained ankle early in opener vs. Tennessee (9/11) and was inactive each of the next five weeks . . . Game against Titans marked the first start of his NFL career . . . Returned to action vs. St. Louis (10/24) and scored on a 13-yard run as the Dolphins earned their first win of the year, 31-14 . . . Two weeks afterward, rushed for a career-high 90 yards on 11 carries vs. Arizona (11/7) . . . Ran for 75 yards, including a three-yard scoring run, vs. Buffalo (12/5) . . . Had a one-yard TD run which gave the Dolphins a 17-14 third-quarter lead in their 29-28 Monday night win over New England (12/20).

2003 – Played in all 16 games in a reserve role . . . Was second on the team in rushing with 193 yards and a touchdown on 41 attempts . . . Also caught four passes for 13 yards and returned 34 kickoffs for a 21.4-yard average with a long of 49 . . . Added nine tackles and a forced fumble on special teams . . . Was very effective in spelling Ricky Williams, as he had key performances in several victories . . . Rushed for 27 yards on five attempts (5.4 avg.) in 21-10 win over N.Y. Jets (9/14) . . . In first half of that game, totaled nine yards on consecutive carries which put the Dolphins at the Jets' five and led to a Williams two-yard TD run with 17 seconds remaining in the half . . . Rushed for a season-high 30 yards on five carries, including a season-long 26-yard run, in 9-6 overtime win over Baltimore (11/16) . . . In 24-23 win over Washington the following week (11/23), ran for 20 yards on just three carries . . . Long run of 11 yards came in the fourth quarter and led to a Williams 24-yard TD run three plays afterward to put the Dolphins on top for good, 24-23 . . . Lone touchdown of the year came on a two-yard run in Monday night game vs. Philadelphia (12/15), to tie the game at 14 apiece in the second quarter . . . Was credited with a forced fumble on punt coverage unit at Buffalo (12/21) . . . In season finale vs. N.Y. Jets (12/28), fielded four kickoffs for a 29.0-yard average, including a long of 49 which put the Dolphins at the Jets' 48 and led to a touchdown in Miami's 23-21 victory . . . That marked the second-longest kickoff return of his career.

2002 – Played in all 16 games in a reserve role . . . Was second on the team with 180 yards rushing and two touchdowns on 44 attempts . . . Returned 46 kickoffs for 1,071 yards, a 23.3-yard average, and a long of 66 . . . Ranked third on the squad with 17 special teams tackles . . . Kickoff return average ranked eighth in the AFC . . . Rushed for a season-high 45 yards on 11 carries in opener vs. Detroit (9/8) . . . Scored first touchdown of the year on a five-yard run

FINS FACT

The 2003 season turned out to be a tumultuous one for Travis. The first night of training camp, his father, Leslie, was killed in a motorcycle accident in his hometown of Baton Rouge. Travis is dedicating each remaining season of his NFL career to his father. "I owe him for everything I that am," Travis says about his father. "We were real close. He gave me the opportunity to do what I'm doing today. He was the main reason why I'm able to play in the NFL. I was blessed to have a father figure in my life until then. All I can do is hope to be as good of a father one day as he was to me."

two weeks later in 30-3 win over N.Y. Jets (9/22) . . . Posted 34 yards rushing on four attempts and broke loose for a season-long 23-yard run at Buffalo (12/1) . . . Second score of the year came on a four-yard run vs. Oakland (12/15), giving the Dolphins a 17-3 lead in a game they went on to win, 23-17 . . . Had a season-high three special teams tackles vs. N.Y. Jets (9/22) and vs. New England (10/6) . . .

KICKOFF RETURNS: Ranked eighth in the AFC with a 23.3-yard average on 46 kickoff returns . . . 46 returns represent the second-highest single-season total in Dolphins history to that point (now 3rd), while his 1,071 return yards were fourth-most (now 5th) . . . Returned seven kickoffs for 215 yards, a 30.7-yard average, in win at Denver (10/13) . . . This included a season-long return of 66 yards . . . Seven returns tied a club single-game record which had been achieved six previous times by five different players, most recently by Albert Johnson two weeks earlier at Kansas City (9/29) . . . Yardage total marked a franchise single-game standard, surpassing the previous mark of 205 yards set by Johnson in that Chiefs contest . . . For his performance in the Broncos contest, was awarded a game ball on special teams . . . On the year, had four returns of longer than 40 yards, including ones of 66, 46, 45 and 42 yards . . .

MIAMI DOLPHINS SINGLE-GAME KICKOFF RETURN LEADERS

KICKOFF RETURNS

PLAYER	DATE	OPP.	NO.
1. D. Bessilleu	10/12/80	at N.E.	7
F. Walker	11/8/81	at N.E.	7
J. Cribbs	12/18/88	at Pitt.	7
B. Marion	12/12/99	at NY Jets	7
B. Marion	10/23/00	at NY Jets	7
A. Johnson	9/29/02	at K.C.	7
T. MINOR	10/13/02	AT DEN.	7

KICKOFF RETURN YARDS

PLAYER	DATE	OPP.	YDS.
1. T. MINOR	10/13/02	AT DEN.	215
2. W. Welker	1/2/05	at Balt.	210
3. A. Johnson	9/29/02	at K.C.	205
4. G. Milton	9/21/68	vs. Oak.	204

2001 – Played in all 16 games in a reserve role during his rookie season . . . Finished third on the team and second among running backs with 281 yards rushing and two touchdowns on 59 attempts (4.8 avg.) . . . Also caught 29 passes for 263 yards and one touchdown, as reception total ranked fifth on the team and second among running backs . . . Also made an impact on special teams where he recorded ten tackles on coverage units . . . First NFL touchdown came when he broke loose for a 29-yard scoring run at N.Y. Jets (10/14) . . . Scored another touchdown at Seattle (10/28) when QB Jay Fiedler fumbled into the end zone following a nine-yard run to the 1, and Minor recovered . . . Had the best day of his rookie season at Indianapolis (11/11) when he rushed for 71 yards and a touchdown on seven attempts and caught two passes for 18 yards . . . Score came on a 56-yard run, the second-longest by a rookie in club history, trailing only the 77-yard TD run by Leroy Harris on December 5, 1977 against Baltimore . . . Along with rookie WR Chris Chambers, who had two receiving scores that day, it marked the first time that a rushing touchdown and a receiving touchdown had been scored by Dolphins rookies in the same game since September 13, 1999 at Denver, when J.J. Johnson had a one-yard TD run and Rob Konrad had a 12-yard TD reception from Dan Marino . . . It was the first time that a rookie running back and wide receiver had touchdowns in the same game since October 24, 1993 against Indianapolis, when WR O.J. McDuffie had a 71-yard punt return for a TD and RB Terry Kirby had a 44-yard scoring reception from Scott Mitchell and a 14-yard TD run . . . It was the first time that a rookie wide receiver had a TD reception and a rookie running back had a TD run in the same game since November 19, 1989, when RB Sammie Smith had a one-yard scoring run and WR Andre Brown had a 48-yard TD catch from Marino . . . Led Dolphins in rushing at Buffalo (11/25) with 38 yards on eight attempts . . . Only reception that day was an 18-yard catch in the fourth quarter of a drive that culminated with a game-tying field goal in a game the Dolphins went on to win, 34-27 . . . Caught a season-high seven passes for 65 yards, including a 17-yard TD reception, vs. Atlanta (12/30) . . . His touchdown catch, which was the first of his NFL career, gave the Dolphins a 14-7 lead in the second quarter of a game they went on to win, 21-14 . . . Saw action in a reserve role in First-Round Playoff game vs. Baltimore (1/13/02) . . . Rushed for 14 yards on five attempts and caught two passes for four yards . . . Also recorded a tackle on special teams.

COLLEGE

Was a four-year letterman at Florida State (1997-2000) . . . Started 33 of the 43 games in which he played during his career, including 30 starts over his final three years . . . Finished his career with 3,218 yards rushing and 28 touchdowns on 664 attempts, while also catching 106 passes for 831 yards and three scores . . . Is the school's third all-time leading rusher, trailing only Warrick Dunn (3,959) and Greg Allen (3,769) . . . Led team in rushing all four years . . . Was a second-team All-Atlantic Coast Conference selection as a senior when he rushed for a career-high 923 yards and five touchdowns on 181 carries, and tallied a career-best 42 receptions for 333 yards . . . Reception total ranked second on the club . . . Played in the Senior Bowl following his senior season . . . Was a second-team All-ACC pick as a junior when he collected 815 yards rushing and seven touchdowns on 180 attempts and caught 16 passes for 102 yards in helping the Seminoles to the 1999 national championship . . . Amassed a season-high 146 yards rushing in win over Miami (Fla.) . . . Although he started only eight games as a sophomore, was a first-team All-ACC choice as he rushed for 857 yards and seven touchdowns on 191 carries and had 21 receptions for 189 yards and a TD . . . Was named ACC Rookie of the Year and was a second-team All-ACC selection as a freshman with 623 yards rushing, a career-high nine touchdowns on 112 attempts, and 27 receptions for 207 yards and a pair of TDs . . . Initial touchdowns of his career came on runs of one and five yards against Miami (Fla.) . . . Had a career-high 155 yards rushing against Virginia . . . Majored in sports management.

PERSONAL

Single . . . Lettered in football and track at Catholic High School in Baton Rouge, La., the same school that produced Atlanta Falcons RB Warrick Dunn . . . Rushed for 4,706 yards and 52 touchdowns, while also catching 62 passes for 1,344 yards and 20 scores in his prep career . . . Was named USA Today's Offensive Player of the Year as a senior when he rushed for 2,649 yards and 33 touchdowns and caught 25 passes for 598 yards and ten TDs . . . In track, was the state champion in the 100- and 200-meters . . . Enjoys traveling and spending time in the outdoors . . . Growing up, Walter Payton was his favorite athlete . . . Contributed a weekly training camp diary as a rookie in 2001 for team's official web site, www.MiamiDolphins.com

TRAVIS MINOR'S NFL REGULAR SEASON STATISTICS

YEAR	TEAM	RUSHING						RECEIVING			
		G-S	ATT.	YDS.	AVG.	LG	TD	NO.	YDS.	LG	TD
2001	Miami	16-0	59	281	4.8	56t	2	29	263	29	1
2002	Miami	16-0	44	180	4.1	23	2	0	0	0	0
2003	Miami	16-0	41	193	4.7	26	1	4	13	12	0
2004	Miami	11-4	109	388	3.6	34	3	13	75	20	0

TRAVIS MINOR'S NFL PLAYOFF STATISTICS

YEAR	TEAM	RUSHING						RECEIVING			
		G-S	ATT.	YDS.	AVG.	LG	TD	NO.	YDS.	LG	TD

ADDITIONAL STATS

Special Teams Tackles: 10 in 2001, 17 in 2002, 9 in 2003, 1 in 2004 for total of 37 (P-1)

Special Teams Forced Fumbles: 1 in 2003

Kickoff Returns: 46 for 1,071 yards, 23.3 avg., long of 66 in 2002; 34 for 727 yards, 21.4 avg., long of 49 in 2003 for total of 80 for 1,798 yards, 22.5 avg., long of 66

Own Fumble Recoveries: 1 for 0 yards, 1 TD in 2001

Miscellaneous Tackles: 5 in 2004

SINGLE-GAME HIGHS

Most Rushing Yards: 90 vs. Arizona, 11/7/04
75 vs. Buffalo, 12/5/04
71 at Indianapolis, 11/11/01

Most Rushing Attempts:	22	at San Francisco, 11/28/04
	19	vs. Buffalo, 12/5/04
	13	at Seattle, 11/21/04
Longest Runs:	56t	at Indianapolis, 11/11/01
	34	vs. Arizona, 11/7/04
	29t	at N.Y. Jets, 10/14/01
Most Receptions:	7	vs. Atlanta, 12/30/01
	5	vs. N.Y. Jets, 11/18/01
	4	at San Francisco, 12/16/01
Most Receiving Yards:	65	vs. Atlanta, 12/30/01
	41	vs. Indianapolis, 12/10/01
	35	at N.Y. Jets, 10/14/01
Longest Receptions:	29	vs. Indianapolis, 12/10/01
	21	vs. Atlanta, 12/30/01
	20	at San Francisco, 12/16/01
Most Kickoff Returns:	7	vs. Denver, 10/13/02
	6	at Buffalo, 12/1/02
	6	vs. Philadelphia, 12/15/03
Most Kickoff Return Yards:	215	at Denver, 10/13/02
	139	vs. Buffalo, 10/20/02
	126	vs. Oakland, 12/15/02
Longest Kickoff Returns:	126	vs. Philadelphia, 12/15/03
	66	at Denver, 10/13/02
	49	vs. N.Y. Jets, 12/28/03
	46	vs. Buffalo, 10/20/02

2001 GAME-BY-GAME STATISTICS

DATE	OPPONENT	P/S	RUSHING				RECEIVING				W/L	SCORE
			ATT.	YDS.	LG	TD	NO.	YDS.	LG	TD		
9/9	at Tennessee	P	0	0	0	0	0	0	0	0	W	31-23
9/23	OAKLAND	P	1	1	1	0	1	8	8	0	W	18-15
9/30	at St. Louis	P	0	0	0	0	1	5	5	0	L	10-42
10/7	NEW ENGLAND	P	7	25	6	0	1	-1	-1	0	W	30-10
10/14	at N.Y. Jets	P	1	29	29t	1	2	35	19	0	L	17-21
10/28	at Seattle	P	2	11	10	0	0	0	0	0	W	24-20
11/4	CAROLINA	P	4	13	5	0	2	20	17	0	W	23-6
11/11	at Indianapolis	P	7	71	56t	1	2	18	10	0	W	27-24
11/18	N.Y. JETS	P	6	9	3	0	5	23	8	0	L	0-24
11/25	at Buffalo	P	8	38	8	0	1	18	18	0	W	34-27
12/2	DENVER	P	2	1	2	0	1	4	4	0	W	21-10
12/10	INDIANAPOLIS	P	4	28	17	0	2	41	29	0	W	41-6
12/16	at San Francisco	P	2	12	7	0	4	27	20	0	L	0-21
12/22	at New England	P	3	7	6	0	0	0	0	0	L	13-20
12/30	ATLANTA	P	9	33	11	0	7	65	21	1	W	21-14
1/6/02	BUFFALO	P	3	3	2	0	0	0	0	0	W	34-7
1/13/02	#BALTIMORE	P	5	14	5	0	2	4	4	0	L	3-20
2001 TOTALS		16-0	59	281	56t	2	29	263	29	1	11-5	
PLAYOFF TOTALS		1-0	5	14	5	0	2	4	4	0	0-1	

2002 GAME-BY-GAME STATISTICS

DATE	OPPONENT	P/S	RUSHING				RECEIVING				W/L	SCORE
			ATT.	YDS.	LG	TD	NO.	YDS.	LG	TD		
9/8	DETROIT	P	11	45	18	0	0	0	0	0	W	49-21
9/15	at Indianapolis	P	3	1	3	0	0	0	0	0	W	21-13
9/22	N.Y. JETS	P	4	21	9	1	0	0	0	0	W	30-3
9/29	at Kansas City	P	0	0	0	0	0	0	0	0	L	30-48
10/6	NEW ENGLAND	P	0	0	0	0	0	0	0	0	W	26-13
10/13	at Denver	P	0	0	0	0	0	0	0	0	W	24-22
10/20	BUFFALO	P	2	8	5	0	0	0	0	0	L	10-23
11/4	at Green Bay	P	1	4	4	0	0	0	0	0	L	10-24

11/10 at N.Y. Jets P 0 0 0 0 0 0 0 0 0 L 10-13

2002 GAME-BY-GAME STATISTICS

DATE	OPPONENT	P/S	RUSHING				RECEIVING				W/L	SCORE
			ATT.	YDS.	LG	TD	NO.	YDS.	LG	TD		
11/17	BALTIMORE	P	0	0	0	0	0	0	0	0	W	26-7
11/24	SAN DIEGO	P	8	33	11	0	0	0	0	0	W	30-3
12/1	at Buffalo	P	4	34	23	0	0	0	0	0	L	21-38
12/9	CHICAGO	P	8	21	8	0	0	0	0	0	W	27-9
12/15	OAKLAND	P	2	10	6	1	0	0	0	0	W	23-17
12/21	at Minnesota	P	0	0	0	0	0	0	0	0	L	17-20
12/29	at New England	P	1	3	3	0	0	0	0	0	L	24-27
2002 TOTALS			16-0	44	180	23	2	0	0	0	0	9-7

2003 GAME-BY-GAME STATISTICS

DATE	OPPONENT	P/S	RUSHING				RECEIVING				W/L	SCORE
			ATT.	YDS.	LG	TD	NO.	YDS.	LG	TD		
9/7	HOUSTON	P	1	3	3	0	0	0	0	0	L	20-21
9/14	at N.Y. Jets	P	5	27	11	0	0	0	0	0	W	21-10
9/21	BUFFALO	P	0	0	0	0	0	0	0	0	W	17-7
10/5	at N.Y. Giants	P	0	0	0	0	0	0	0	0	W	23-10
10/12	at Jacksonville	P	1	11	11	0	2	12	12	0	W	24-10
10/19	NEW ENGLAND	P	0	0	0	0	0	0	0	0	L	13-19
10/27	at San Diego	P	0	0	0	0	0	0	0	0	W	26-10
11/2	INDIANAPOLIS	P	1	11	11	0	0	0	0	0	L	17-23
11/9	at Tennessee	P	3	22	19	0	1	5	5	0	L	7-31
11/16	BALTIMORE	P	5	30	26	0	0	0	0	0	W	9-6
11/23	WASHINGTON	P	3	20	11	0	0	0	0	0	W	24-23
11/27	at Dallas	P	9	26	9	0	0	0	0	0	W	40-21
12/7	at New England	P	0	0	0	0	1	-4	-4	0	L	0-12
12/15	PHILADELPHIA	P	5	24	12	1	0	0	0	0	L	27-34
12/21	at Buffalo	P	7	19	9	0	0	0	0	0	W	20-3
12/28	N.Y. JETS	P	1	0	0	0	0	0	0	0	W	23-21
2003 TOTALS			16-0	41	193	26	1	4	13	12	0	10-6

2004 GAME-BY-GAME STATISTICS


DATE	OPPONENT	P/S	RUSHING				RECEIVING				W/L	SCORE
			ATT.	YDS.	LG	TD	NO.	YDS.	LG	TD		
9/11	TENNESSEE	S	5	25	14	0	1	20	20	0	L	7-17
9/19	at Cincinnati		INACTIVE								L	13-16
9/26	PITTSBURGH		INACTIVE								L	3-13
10/3	NEW YORK JETS		INACTIVE								L	9-17
10/10	at New England		INACTIVE								L	10-24
10/17	at Buffalo		INACTIVE								L	13-20
10/24	ST. LOUIS	P	3	21	13t	1	0	0	0	0	W	31-14
11/1	at New York Jets	P	4	4	4	0	0	0	0	0	L	14-41
11/7	ARIZONA	P	11	90	34	0	0	0	0	0	L	23-24
11/21	at Seattle	P	13	37	17	0	4	13	4	0	L	17-24
11/28	at San Francisco	S	22	47	12	0	2	15	12	0	W	24-17
12/5	BUFFALO	S	19	75	14	1	2	14	7	0	L	32-42
12/12	at Denver	S	10	24	6	0	1	2	2	0	L	17-20
12/20	NEW ENGLAND	P	8	27	8	1	0	0	0	0	W	29-28
12/26	CLEVELAND	P	6	30	13	0	2	4	2	0	W	10-7
1/2	at Baltimore	P	8	8	10	0	1	7	13	0	L	23-30

TRAVIS MINOR'S RUSHING BREAKDOWN

	2004						CAREER					
	G	NO	YDS	AVG	LG	TD	G	NO	YDS	AVG	LG	TD
Buffalo	1	19	75	3.9	14	1	7	43	177	4.1	23	1
Miami	-	-	-	-	-	-	-	-	-	-	-	-
New England	1	8	27	3.4	8	1	7	19	62	3.3	8	1
N.Y. Jets	1	4	4	1.0	4	0	7	21	90	4.3	29	2
AFC East	3	31	106	3.4	14	2	21	83	329	4.0	29	4
Baltimore	1	8	8	1.0	10	0	3	13	38	2.9	26	0
Cincinnati	-	-	-	-	-	-	-	-	-	-	-	-
Cleveland	1	6	30	5.0	13	0	1	6	30	5.0	13	0
Pittsburgh	-	-	-	-	-	-	-	-	-	-	-	-
AFC Central	2	14	38	2.7	13	0	4	19	68	3.6	26	0
Houston	-	-	-	-	-	-	1	1	3	3.0	3	0
Indianapolis	-	-	-	-	-	-	4	15	111	7.4	56	1
Jacksonville	-	-	-	-	-	-	1	1	11	11.0	11	0
Tennessee	1	5	25	5.0	14	0	3	8	47	5.9	19	0
AFC South	1	5	25	5.0	14	0	9	25	172	6.9	56	1
Denver	1	10	24	2.4	6	0	3	12	25	2.1	6	0
Kansas City	-	-	-	-	-	-	1	0	0	0.0	0	0
Oakland	-	-	-	-	-	-	2	3	11	3.7	6	1
San Diego	-	-	-	-	-	-	2	8	33	4.1	11	0
AFC West	1	10	24	2.4	6	0	8	23	69	3.0	11	1
AFC Total	7	60	193	3.2	14	2	42	150	638	4.3	56	6
Dallas	-	-	-	-	-	-	1	9	26	2.9	9	0
N.Y. Giants	-	-	-	-	-	-	1	0	0	0.0	0	0
Philadelphia	-	-	-	-	-	-	1	5	24	4.8	12	1
Washington	-	-	-	-	-	-	1	3	20	6.7	11	0
NFC East	-	-	-	-	-	-	4	17	70	4.1	12	1
Chicago	-	-	-	-	-	-	1	8	21	2.6	8	0
Detroit	-	-	-	-	-	-	1	11	45	4.1	18	0
Green Bay	-	-	-	-	-	-	1	1	4	4.0	4	0
Minnesota	-	-	-	-	-	-	1	0	0	0.0	0	0
NFC Central	-	-	-	-	-	-	4	20	70	3.5	18	0
Atlanta	-	-	-	-	-	-	1	9	33	3.7	11	0
Carolina	-	-	-	-	-	-	1	4	13	3.3	5	0
New Orleans	-	-	-	-	-	-	-	-	-	-	-	-
Tampa Bay	-	-	-	-	-	-	-	-	-	-	-	-
NFC South	-	-	-	-	-	-	2	13	46	3.5	11	0
Arizona	1	11	90	8.2	34	0	1	11	90	8.2	34	0
St. Louis	1	3	21	7.0	13	1	2	3	21	7.0	13	1
San Francisco	1	22	47	2.1	12	0	2	24	59	2.5	12	0
Seattle	1	13	37	2.8	17	0	2	15	48	3.2	17	0
NFC West	4	49	195	4.0	34	1	7	53	218	4.1	34	1
NFC Total	4	49	195	4.0	34	1	17	103	404	3.9	34	2
Home	6	52	268	5.2	34	3	30	139	607	4.4	34	6
Road	5	57	120	2.1	14	0	29	114	435	3.8	56	2
1st Down	11	67	216	3.2	27	1	59	130	481	3.7	29	2
2nd Down	11	37	142	3.8	34	2	59	94	437	4.6	56	6
3rd Down	11	4	17	4.3	14	0	59	25	108	4.3	17	0
4th Down	11	1	13	13.0	13	0	59	4	16	4.0	13	0
1st Half	11	50	141	2.8	34	0	59	108	479	4.4	56	4
2nd Half	11	59	247	4.2	27	3	59	145	563	3.9	29	4
Overtime	-	-	-	-	-	-	3	0	0	-	-	0
Grass	8	84	339	4.0	34	3	45	183	766	4.2	34	7
Turf	3	25	49	2.0	17	0	14	70	276	3.9	56	1
Aug./Sept.	1	5	25	5.0	14	0	11	30	123	4.1	18	1
October	1	3	21	7.0	13	1	11	16	105	6.6	29	2
November	4	50	178	3.6	34	0	17	105	455	4.3	56	1
Dec./Jan.	5	51	164	3.2	14	2	20	102	359	3.5	23	4
Games 1-8	3	12	50	4.2	14	1	27	63	331	5.3	56	4
Games 9-16	8	97	338	3.5	34	2	32	190	711	3.7	34	4
Wins	4	39	125	3.2	13	2	34	153	613	4.0	56	5
Losses	7	70	263	3.8	34	1	25	100	429	4.3	34	3
Ties	-	-	-	-	-	-	-	-	-	-	-	-

TRAVIS MINOR'S RECEIVING BREAKDOWN

	2004						CAREER					
	G	NO	YDS	AVG	LG	TD	G	NO	YDS	AVG	LG	TD
Buffalo	1	2	14	7.0	7	0	7	3	32	10.7	18	0
Miami	-	-	-	-	-	-	-	-	-	-	-	-
New England	1	0	0	-	-	0	7	2	-5	-2.5	-1	0
N.Y. Jets	1	0	0	-	-	0	7	7	58	8.3	19	0
AFC East	3	2	14	7.0	7	0	21	12	85	7.1	19	0
Baltimore	1	1	7	7.0	7	0	3	1	7	7.0	7	0
Cincinnati	-	-	-	-	-	-	-	-	-	-	-	-
Cleveland	1	2	4	2.0	2	0	1	2	4	2.0	2	0
Pittsburgh	-	-	-	-	-	-	-	-	-	-	-	-
AFC Central	2	3	11	3.7	7	0	4	3	11	3.7	7	0
Houston	-	-	-	-	-	-	1	0	0	0.0	0	0
Indianapolis	-	-	-	-	-	-	4	4	59	14.8	29	0
Jacksonville	-	-	-	-	-	-	1	2	12	6.0	12	0
Tennessee	1	1	20	20.0	20	0	3	2	25	12.5	20	0
AFC South	1	1	20	20.0	20	0	9	8	96	12.0	29	0
Denver	1	1	2	2.0	2	0	3	2	6	3.0	4	0
Kansas City	-	-	-	-	-	-	1	0	0	0.0	0	0
Oakland	-	-	-	-	-	-	2	1	8	8.0	8	0
San Diego	-	-	-	-	-	-	2	0	0	0.0	0	0
AFC West	1	1	2	2.0	2	0	8	3	14	4.7	8	0
AFC Total	7	7	47	6.7	20	0	42	26	206	7.9	29	0
Dallas	-	-	-	-	-	-	1	0	0	0.0	0	0
N.Y. Giants	-	-	-	-	-	-	1	0	0	0.0	0	0
Philadelphia	-	-	-	-	-	-	1	0	0	0.0	0	0
Washington	-	-	-	-	-	-	1	0	0	0.0	0	0
NFC East	-	-	-	-	-	-	4	0	0	0.0	0	0
Chicago	-	-	-	-	-	-	1	0	0	0.0	0	0
Detroit	-	-	-	-	-	-	1	0	0	0.0	0	0
Green Bay	-	-	-	-	-	-	1	0	0	0.0	0	0
Minnesota	-	-	-	-	-	-	1	0	0	0.0	0	0
NFC North	-	-	-	-	-	-	4	0	0	0.0	0	0
Atlanta	-	-	-	-	-	-	1	7	65	9.3	21	1
Carolina	-	-	-	-	-	-	1	2	20	10.0	17	0
New Orleans	-	-	-	-	-	-	-	-	-	-	-	-
Tampa Bay	-	-	-	-	-	-	-	-	-	-	-	-
NFC South	-	-	-	-	-	-	2	9	85	9.4	21	1
Arizona	1	0	0	-	-	0	1	0	0	-	-	0
St. Louis	1	0	0	-	-	0	2	1	5	5.0	5	0
San Francisco	1	2	15	7.5	12	0	2	6	42	7.0	20	0
Seattle	1	4	13	3.3	4	0	2	4	13	3.3	4	0
NFC West	4	6	28	4.7	12	0	7	11	60	5.5	20	0
NFC Total	4	6	28	4.7	12	0	17	20	145	7.3	21	1
Home	6	5	38	7.6	20	0	30	24	198	8.3	29	1
Road	5	8	37	4.6	12	0	29	22	153	7.0	20	0
1st Down	11	4	19	4.8	7	0	59	18	127	7.1	18	1
2nd Down	11	5	17	3.4	7	0	59	13	84	6.5	21	0
3rd Down	11	4	39	9.8	20	0	59	15	140	9.3	29	0
4th Down	11	0	0	-	-	0	59	0	0	-	-	0
1st Half	11	4	27	6.8	20	0	59	21	191	9.1	29	1
2nd Half	11	9	48	5.3	12	0	59	25	160	6.4	21	0
Overtime	-	-	-	-	-	-	3	0	0	-	-	0
Grass	8	8	55	6.9	20	0	45	37	290	7.8	29	1
Turf	3	5	20	4.0	4	0	14	9	61	6.8	10	0
Aug./Sept.	1	1	20	20.0	20	0	11	3	33	11.0	20	0
October	1	0	0	-	-	0	11	5	46	9.2	19	0
November	4	6	28	4.7	12	0	17	17	112	6.6	18	0
Dec./Jan.	5	6	27	4.5	7	0	20	21	160	7.6	29	1
Games 1-8	3	1	20	20.0	20	0	27	12	117	9.8	20	0
Games 9-16	8	12	55	4.6	12	0	32	34	234	6.9	29	1
Wins	4	4	19	4.8	12	0	34	23	204	8.9	29	1
Losses	7	9	56	6.2	20	0	25	23	147	6.4	20	0
Ties	-	-	-	-	-	-	-	-	-	-	-	-



Eddie Moore

Linebacker • 58

Height/Weight.....6-1, 235
 Born7/5/80
 CollegeTennessee '03
 AcquiredD2, 2003
 Signed Through.....2007
 NFLThird Season
 DolphinsThird Season



PRO CAREER

CAREER TRANSACTIONS: Was a second-round draft choice (49th overall) by Miami in 2003, and the team's top pick that year as it was without a first-round draft choice.

2004 – In what was essentially his first NFL season, played in 13 games, including four starts . . . Was inactive for two games and spent the final week of the season on injured reserve with a knee injury . . . Collected 34 tackles, a fumble recovery and four passes defended on the year . . . Ranked third on the squad with 12 special teams tackles, where he also was credited a fumble recovery and a forced fumble . . . Made NFL debut in opener vs. Tennessee (9/11) . . . Made first start of NFL career at Seattle (11/21) when he opened at strongside linebacker, a move precipitated after Morlon Greenwood moved to the weakside following a season-ending injury to Junior Seau (pectoral) . . . Responded with eight tackles . . . Started at that spot each of the next three weeks . . . Tallied a season-high nine tackles vs. Buffalo (12/5) while adding eight stops and a fumble recovery at Denver (12/12) . . . Posted a season-high two special teams tackles on three occasions; at N.Y. Jets (11/1), vs. Arizona (11/7) and at Denver (12/12) . . . In the Cardinals game, recovered a fumble on the game's opening kickoff at the Cards' 23 that led to a field goal . . . Was placed on injured reserve on December 27.

2003 – Spent his entire rookie season on injured reserve with a left Lis-Franc type mid-foot injury that he sustained in the Dolphins' first preseason game, vs. Tampa Bay (8/8) . . . Underwent surgery on August 11 to repair the injury . . . Dr. Robert Anderson, a foot and ankle specialist and Team Physician for the Carolina Panthers, performed the surgery at the Carolina Medical Center in Charlotte, North Carolina . . . Was placed on I/R on August 29 . . . Underwent subsequent surgery on December 10 to remove a stabilizing screw from his left foot that was inserted in the original surgery . . . This surgery was performed by Dr. Anderson at the Carolina Medical Center.

FINS FACT

Among Eddie's hobbies in his free time is writing poetry. He finds it a way of relaxing and an effective form of expression. "It sets you free and gives you a way of getting things off your chest. I'll write things down that I can't talk about with other people."

COLLEGE

Was a four-year letterman (1999-2002) for the Volunteers who started each of his final two seasons . . . Appeared in 46 games, including 24 starts, and concluded his career with 219 total tackles, 17 stops for loss, six sacks, an interception, a fumble recovery, two forced fumbles and 13 passes defended . . . Was a second-team All-SEC performer as a senior when he started all 12 contests and tallied career-high totals of 101 tackles, eight stops for loss and three sacks . . . Started all 12 games as a junior in 2001 and led the squad with 81 tackles . . . Majored in sociology.

PERSONAL

Single . . . Has a daughter, Celentria (10/14/99) . . . Attended South Pittsburg (Tenn.) High School . . . Rushed for 74 touchdowns in his prep career . . . Was named as Tri-State Super


Player of the Year, Class A Offensive MVP and was a finalist for Class A Mr. Football honors as a two-way player at safety and running back his senior year, when he ran for 2,100 yards and 43 touchdowns . . . Also had 328 yards receiving and put together a 37.8-yard average on punts . . . Lettered in basketball and baseball as well . . . Enjoys plants, fishing and writing poetry in spare time . . . Lists "Cutting Edge" as favorite movie and "Attitude is Everything" as favorite book . . . Full name is Eddie Deon Moore, born July 5, 1980 in Chattanooga, Tenn.

EDDIE MOORE'S NFL REGULAR SEASON STATISTICS

YEAR	TEAM	G-S	TACK.	ASST.	TOTAL	FUM. REC.	FOR. FUM.	QB SACK	YDS LOST
2003	Miami	INJURED RESERVE							
2004	Miami	13-4	20	14	34	1	0	0	0.0

ADDITIONAL STATS

- Passes Defended: 4 in 2004
- Special Teams Tackles: 12 in 2004
- Special Teams Fumble Recoveries: 1 in 2004
- Special Teams Forced Fumbles: 1 in 2004



Sammy Morris

Running Back • 31

Height/Weight.....6-0, 218
Born3/23/77
College.....Texas Tech '00
Acquired.....UFA (Buff.), 2004
Signed Through.....2005
NFLSixth Season
DolphinsSecond Season



PRO CAREER

CAREER TRANSACTIONS: Originally was a fifth-round draft choice (156th overall) by Buffalo in 2000 . . . Signed a two-year contract with the Dolphins as an unrestricted free agent from Buffalo on March 12, 2004.

2004 – Joined the Dolphins from Buffalo to serve primarily as a third-down back, backup fullback and special teamer . . . Injuries thrust him into the starting lineup at running back for much of the year and responded with his best NFL season . . . Started eight of the 13 games in which he played . . . Was inactive for three contests . . . Led team with career-high figures of 523 yards rushing and six touchdowns on 132 attempts . . . Average per rush attempt of 4.0 also was the best of his NFL career . . . Added 22 receptions for 124 yards and one kickoff return for 27 yards . . . Sustained an ankle injury in opener vs. Tennessee (9/11) and was inactive two weeks later vs. Pittsburgh (9/26) . . . Moved into starting spot at halfback for game at Buffalo (10/17), his first start since the 2001 season . . . Responded in the Bills game with a career-high 91 yards rushing on 18 attempts, while also catching two passes for 28 yards . . . This included a 24-yard catch, tied for the longest of his career . . . Compiled 119 total yards from scrimmage in the game, the most of his career . . . The following week vs. St. Louis (10/24), compiled 83 yards rushing on a career-high 28 attempts, including an eight-yard TD run in the first quarter to open the scoring as the

FINS FACT

Sammy has plans of attending the Dallas Theological Seminary so that he has an opportunity to pursue a career in counseling following his playing days. He feels as though he can use what he has learned during his NFL career to assist others. "As athletes, we have a platform to help people by example," Sammy says. "I can take some of the things I've experienced and use it to help others."

Dolphins went on for their first win of the season, 31-14 . . . Was inactive for games at San Francisco (11/28) and vs. Buffalo (12/5) with injured ribs . . . In Monday night game vs. New England (12/20), scored from two yards out and one yard away, marking the first time in his career he recorded two rushing touchdowns in a game . . . His one-yard run with 2:07 to play in the game brought the Dolphins to within five points of the lead at 28-23 in a game they would go on to win, 29-28 . . . Also recorded career-high figures of six receptions for 46 yards in the Patriots contest . . . Concluded the season with 89 yards rushing and a touchdown on 12 carries for a season-best 7.4-yard average per rush attempt at Baltimore (1/2/05) . . . Score came on a career-long 35-yard run.

2003 – Played in nine games, all in a reserve role with the Bills . . . Was inactive for seven contests . . . Rushed for 70 yards and a touchdown on 19 carries and caught 14 passes for 100 yards . . . Added six kickoff returns for a 24.3-yard average with a long of 52 and nine tackles on special teams . . . Recorded a career-long 52-yard kickoff return at Jacksonville (9/14) . . . Was inactive for each of the next five games with a groin injury . . . Lone touchdown of the year came on a seven-yard run vs. Indianapolis (11/23), when he also caught a season-high three passes for 23 yards and tallied three stops on special teams.

2002 – Played in all 16 games in a reserve role . . . Served as Buffalo's special teams captain for the second year in a row . . . Rushed for five yards on two attempts and registered three receptions for 48 yards . . . Led the Bills' special teams with 31 tackles . . . Had a season-high five special teams tackles at Denver (9/22).

2001 – Played in all 16 games, including one start . . . Rushed for 72 yards on 20 carries and had seven receptions for 36 yards . . . Served as a captain on special teams and led that unit with 28 tackles . . . Lone start of the year came vs. N.Y. Jets (10/7).

2000 – Played in 12 games, including eight starts in his rookie season . . . Rushed for 341 yards and five touchdowns on 93 attempts and caught 37 passes for 268 yards and a score . . . Contributed 11 tackles on special teams . . . Rushing total ranked third on the team, while his reception figure was fourth on the club and tops among running backs . . . First NFL start occurred in week three game at N.Y. Jets (9/17) when he rushed for nine yards on three carries and caught three passes for 11 yards . . . Initial touchdown of NFL career came on a three-yard run at Miami (10/8) . . . That began a stretch of four straight games in which he had a touchdown run, the second-longest such streak by a rookie in Bills history, trailing only the five-game streak by Joe Cribbs in 1980 . . . The following week vs. San Diego (10/15), amassed a season-high 60 rushing yards on eight attempts, including a 32-yard scoring run . . . Had a pair of scores in the Bills' next contest, at Minnesota (10/22) when he ran for a one-yard touchdown and caught an 18-yard TD pass . . . Ran for 54 yards on 19 attempts vs. N.Y. Jets (10/29) and scored in his fourth consecutive contest when he had a one-yard TD run . . . Rushed for 45 yards on 10 carries and caught four passes for 41 yards at New England (11/5) before being forced from the game early with a thigh bruise . . . Returned to action the week afterwards vs. Chicago (11/12), but sustained an ankle injury and was inactive for each of the following three games . . . Rushed for 43 yards on 11 attempts and had three receptions for 11 yards vs. New England (12/17) before re-injuring his ankle . . . Was inactive for season finale at Seattle (12/23).

COLLEGE

Played two seasons at Texas Tech (1996, 1999) . . . Played in nine games as a senior when he served as team captain . . . Was second on the team that year with 562 yards rushing and three touchdowns on 140 carries . . . Tallied 23 receptions for 386 yards and two touchdowns . . . Sat out his entire junior season because of NCAA ineligibility . . . Was named to the Big 12 Commissioner's Honor Roll for the fall semester . . . Earned the team's Clint Ramsey Academic Effort Award following the season . . . Appeared in the first eight games of his redshirt freshman season of 1996 and rushed for 226 yards and four touchdowns on 29 attempts . . . Majored in communications.

PERSONAL

Married to Leslie with two daughters, Kiera and Jadyn, and a son, Sammy IV . . . Attended John Jay High School in San Antonio, where he was named San Antonio Offensive Player of

the Year by the Express-News and the District 28-5A MVP as a senior . . . Played both quarterback and running back during his prep career . . . Has participated in the Dolphins charity fishing tournament, which benefits the Miami Dolphins Foundation . . . Was very active in the community during his tenure in Buffalo . . . All four seasons, served as a spokesperson for “Hit the Books” summer reading program in which he visited libraries throughout western New York in July to help promote literacy . . . Also was active with “Athletes in Action” and many holiday functions sponsored by the Bills . . . Father, Samuel III, was a staff sergeant in the Air

SAMMY MORRIS' NFL REGULAR SEASON STATISTICS

YEAR	TEAM	RUSHING							RECEIVING			
		G-S	ATT.	YDS.	AVG.	LG	TD		NO.	YDS.	LG	TD
2000	Buffalo	12-8	93	341	3.7	32t	5		37	268	24	1
2001	Buffalo	16-1	20	72	3.6	10	0		7	36	11	0
2002	Buffalo	16-0	2	5	2.5	5	0		3	48	18	0
2003	Buffalo	9-0	19	70	3.7	12	1		14	100	24	0
2004	Miami	13-8	132	523	4.0	35t	6		22	124	24	0

ADDITIONAL STATS

Kickoff Returns: 1 for 17 yards in 2000; 6 for 146 yards, 24.3 avg., long of 52 in 2003, (Miami) 1 for 27 yards in 2004 for total of 8 for 190 yards, 23.8 avg., long of 52

Special Teams Tackles: 11 in 2000, 28 in 2001, 31 in 2002, 9 in 2003, (Miami) 2 in 2004 for total of 81

SINGLE-GAME HIGHS

Most Rushing Yards:	91	at Buffalo, 10/17/04
	89	at Baltimore, 1/2/05
	83	vs. St. Louis, 10/24/04
Most Rushing Attempts:	28	vs. St. Louis, 10/24/04
	19	vs. N.Y. Jets, 10/29/00
	18	at Buffalo, 10/17/04
Longest Runs:	35t	at Baltimore, 1/2/05
	32t	vs. San Diego, 10/15/00
	25	at Buffalo, 10/17/04
TDs Rushing:	2	vs. New England, 12/20/04
Most Receptions:	6	vs. New England, 12/20/04
	5	vs. N.Y. Jets, 10/29/00
	4,	five times (last: at Indianapolis, 12/11/00)
Most Receiving Yards:	46	vs. New England, 12/20/04
	44	vs. Indianapolis, 10/1/00
	41	at New England, 11/5/00
Longest Receptions:	24	vs. Chicago, 11/12/00
	24	vs. New England, 9/7/03
	24	at Buffalo, 10/17/04
Total Yards From Scrimmage:	119	at Buffalo, 10/17/04
	102	at Baltimore, 1/2/05
	93	vs. N.Y. Jets, 10/29/00
Total Touchdowns:	2	at Minnesota, 10/22/00

2000 GAME-BY-GAME STATISTICS (Buffalo)

DATE	OPPONENT	P/S	RUSHING				RECEIVING				W/L	SCORE
			ATT.	YDS.	LG	TD	NO.	YDS.	LG	TD		
9/3	TENNESSEE	P	2	11	7	0	1	14	14	0	W	16-13
9/10	GREEN BAY	P	2	6	5	0	0	0	0	0	W	27-18
9/17	at N.Y. Jets	S	3	9	3	0	3	11	6	0	L	14-27
10/1	INDIANAPOLIS	S	4	28	15	0	4	44	20	0	L	16-18
10/8	at Miami	S	5	17	6	1	2	6	5	0	L	13-22
10/15	SAN DIEGO	S	8	60	32t	1	3	4	5	0	W	27-24
10/22	at Minnesota	S	14	31	6	1	4	39	18t	1	L	27-31
10/29	N.Y. JETS	S	19	54	16	1	5	39	13	0	W	23-20
11/5	at New England	S	10	45	20	0	4	41	20	0	W	16-13
11/12	CHICAGO	S	10	30	9	0	4	32	24	0	W	20-3
11/19	at Kansas City		INACTIVE								W	21-17
11/26	at Tampa Bay		INACTIVE								L	17-31
12/3	MIAMI		INACTIVE								L	6-33
12/11	at Indianapolis	P	5	7	3	1	4	27	9	0	L	20-44
12/17	NEW ENGLAND	P	11	43	13	0	3	11	4	0	L	10-13
12/23	at Seattle		INACTIVE								W	42-23
2000 TOTALS			12-8	93	341	32t	5	37	268	24	1	8-8

2001 GAME-BY-GAME STATISTICS (Buffalo)

DATE	OPPONENT	P/S	RUSHING				RECEIVING				W/L	SCORE
			ATT.	YDS.	LG	TD	NO.	YDS.	LG	TD		
9/9	NEW ORLEANS	P	1	2	2	0	3	1	4	0	L	6-24
9/23	at Indianapolis	P	0	0	0	0	1	11	11	0	L	26-42
9/30	PITTSBURGH	P	0	0	0	0	0	0	0	0	L	3-20
10/7	N.Y. JETS	S	2	4	3	0	0	0	0	0	L	36-42
10/18	at Jacksonville	P	0	0	0	0	0	0	0	0	W	13-10
10/28	at San Diego	P	1	4	4	0	0	0	0	0	L	24-27
11/4	INDIANAPOLIS	P	0	0	0	0	0	0	0	0	L	14-30
11/11	at New England	P	0	0	0	0	0	0	0	0	L	11-21
11/18	SEATTLE	P	2	13	9	0	1	11	11	0	L	20-23
11/25	MIAMI	P	1	0	0	0	1	5	5	0	L	27-34
12/2	at San Francisco	P	2	6	5	0	0	0	0	0	L	0-35
12/9	CAROLINA	P	2	4	3	0	0	0	0	0	W	25-24
12/16	NEW ENGLAND	P	0	0	0	0	1	8	8	0	L	9-12
12/23	at Atlanta	P	2	2	2	0	0	0	0	0	L	30-33
12/30	at N.Y. Jets	P	5	28	10	0	0	0	0	0	W	14-9
1/6/02	at Miami	P	2	9	9	0	0	0	0	0	L	7-34
2001 TOTALS			16-1	20	72	10	0	7	36	11	0	3-13

2002 GAME-BY-GAME STATISTICS (Buffalo)

DATE	OPPONENT	P/S	RUSHING				RECEIVING				W/L	SCORE
			ATT.	YDS.	LG	TD	NO.	YDS.	LG	TD		
9/8	N.Y. JETS	P	0	0	0	0	0	0	0	0	L	31-37
9/15	at Minnesota	P	0	0	0	0	0	0	0	0	W	45-39
9/22	at Denver	P	0	0	0	0	0	0	0	0	L	23-28
9/29	CHICAGO	P	0	0	0	0	0	0	0	0	W	33-27
10/6	OAKLAND	P	0	0	0	0	0	0	0	0	L	31-49
10/13	at Houston	P	0	0	0	0	0	0	0	0	W	31-24
10/20	at Miami	P	0	0	0	0	0	0	0	0	W	23-10
10/27	DETROIT	P	0	0	0	0	1	16	16	0	W	24-17
11/3	NEW ENGLAND	P	0	0	0	0	2	32	18	0	L	7-38
11/17	at Kansas City	P	0	0	0	0	0	0	0	0	L	16-17
11/24	at N.Y. Jets	P	1	5	5	0	0	0	0	0	L	13-31
12/1	MIAMI	P	0	0	0	0	0	0	0	0	W	38-21
12/8	at New England	P	0	0	0	0	0	0	0	0	L	17-27
12/15	SAN DIEGO	P	0	0	0	0	0	0	0	0	W	20-13
12/22	at Green Bay	P	1	0	0	0	0	0	0	0	L	0-10
12/29	CINCINNATI	P	0	0	0	0	0	0	0	0	W	27-9

2003 GAME-BY-GAME STATISTICS (Buffalo)

DATE	OPPONENT	P/S	RUSHING				RECEIVING				W/L	SCORE
			ATT.	YDS.	LG	TD	NO.	YDS.	LG	TD		
9/7	NEW ENGLAND	P	2	14	10	0	2	25	24	0	W	31-0
9/14	at Jacksonville	P	1	-2	-2	0	0	0	0	0	W	38-17
9/21	at Miami		INACTIVE								L	7-17
9/28	PHILADELPHIA		INACTIVE								L	13-23
10/5	CINCINNATI		INACTIVE								W	22-16
10/12	at N.Y. Jets		INACTIVE								L	3-30
10/19	WASHINGTON		INACTIVE								W	24-7
10/26	at Kansas City	P	3	9	5	0	1	7	7	0	L	5-38
11/9	at Dallas	P	3	12	12	0	2	14	18	0	L	6-10
11/16	HOUSTON	P	2	10	5	0	1	4	4	0	L	10-12
11/23	INDIANAPOLIS	P	1	7	7t	1	3	23	14	0	L	14-17
11/30	at N.Y. Giants		INACTIVE								W	24-7
12/7	N.Y. JETS		INACTIVE								W	17-6
12/14	at Tennessee	P	1	1	1	0	3	13	11	0	L	26-28
12/21	MIAMI	P	2	2	6	0	1	6	6	0	L	3-20
12/27	at New England	P	4	17	7	0	1	8	8	0	L	0-31
2003 TOTALS			9-0	19	70	12	1	14	100	24	0	6-10

2004 GAME-BY-GAME STATISTICS (Miami)

DATE	OPPONENT	P/S	RUSHING				RECEIVING				W/L	SCORE
			ATT.	YDS.	LG	TD	NO.	YDS.	LG	TD		
9/11	TENNESSEE	P	1	2	2	0	1	6	6	0	L	7-17
9/19	at Cincinnati	P	0	0	0	0	0	0	0	0	L	13-16
9/26	PITTSBURGH		INACTIVE								L	3-13
10/3	NEW YORK JETS	P	1	-1	-1	0	0	0	0	0	L	9-17
10/10	at New England	P	3	7	5	0	0	0	0	0	L	10-24
10/17	at Buffalo	S	18	91	25	0	2	28	24	0	L	13-20
10/24	ST. LOUIS	S	28	83	9	1	3	8	7	0	W	31-14
11/1	at New York Jets	S	11	48	16	0	3	12	7	0	L	14-41
11/7	ARIZONA	S	16	56	15	1	3	6	9	0	L	23-24
11/21	at Seattle	S	7	16	13	0	0	0	0	0	L	17-24
11/28	at San Francisco		INACTIVE								W	24-17
12/5	BUFFALO		INACTIVE								L	32-42
12/12	at Denver	P	9	36	12	1	0	0	0	0	L	17-20
12/20	NEW ENGLAND	S	9	27	12	2	6	46	15	0	W	29-28
12/26	CLEVELAND	S	17	69	13	0	3	5	6	0	W	10-7
1/2	at Baltimore	S	12	89	35	1	1	13	0	0	L	23-30

SAMMY MORRIS' RUSHING BREAKDOWN

	2004						CAREER					
	G	NO	YDS	AVG	LG	TD	G	NO	YDS	AVG	LG	TD
Buffalo	1	18	91	5.1	25	0	1	18	91	5.1	25	0
Miami	-	-	-	-	-	0	6	10	28	2.8	9	1
New England	2	12	34	2.8	12	2	10	39	153	3.9	20	2
N.Y. Jets	2	12	47	3.9	16	0	8	42	147	3.5	16	1
AFC East	5	42	172	4.1	25	2	25	109	419	3.8	25	4
Baltimore	1	12	89	7.4	35	1	1	12	89	7.4	35	1
Cincinnati	1	0	0	0	-	0	2	0	0	-	-	0
Cleveland	1	17	69	4.1	13	0	1	17	69	4.1	13	0
Pittsburgh	-	-	-	-	-	-	1	0	0	-	-	0
AFC Central	3	29	158	5.4	35	1	5	29	158	5.4	35	1
Houston	-	-	-	-	-	-	2	2	10	5.0	5	0
Indianapolis	-	-	-	-	-	-	5	10	42	4.2	15	2
Jacksonville	-	-	-	-	-	-	2	1	-2	-2.0	-2.0	0
Tennessee	1	1	2	2.0	2	0	3	4	14	3.5	7	0
AFC South	1	1	2	2.0	2	0	12	17	64	3.8	15	2

SAMMY MORRIS' RUSHING BREAKDOWN

	2004						CAREER					
	G	NO	YDS	AVG	LG	TD	G	NO	YDS	AVG	LG	TD
Denver	1	9	36	4.0	12	1	2	9	36	4.0	12	1
Kansas City	-	-	-	-	-	-	2	3	9	3.0	5	0
Oakland	-	-	-	-	-	-	1	0	0	-	-	0
San Diego	-	-	-	-	-	-	3	9	64	7.1	32	1
AFC West	1	9	36	4.0	12	1	8	21	109	5.2	32	2
AFC Total	10	81	368	4.5	35	4	50	176	750	4.3	35	9
Dallas	-	-	-	-	-	-	1	3	12	4.0	12	0
N.Y. Giants	-	-	-	-	-	-	-	-	-	-	-	-
Philadelphia	-	-	-	-	-	-	-	-	-	-	-	-
Washington	-	-	-	-	-	-	-	-	-	-	-	-
NFC East	-	-	-	-	-	-	1	3	12	4.0	12	0
Chicago	-	-	-	-	-	-	2	10	30	3.0	9	0
Detroit	-	-	-	-	-	-	1	0	0	-	-	0
Green Bay	-	-	-	-	-	-	2	3	6	2.0	5	0
Minnesota	-	-	-	-	-	-	2	14	31	2.2	6	1
NFC Central	-	-	-	-	-	-	7	27	67	2.5	9	1
Atlanta	-	-	-	-	-	-	1	2	2	1.0	2	0
Carolina	-	-	-	-	-	-	1	2	4	2.0	3	0
New Orleans	-	-	-	-	-	-	1	1	2	2.0	2	0
Tampa Bay	-	-	-	-	-	-	-	-	-	-	-	-
NFC South	-	-	-	-	-	-	3	5	8	1.6	3	0
Arizona	1	16	56	3.5	15	1	1	16	56	3.5	15	1
St. Louis	1	28	83	3.0	9	1	1	28	83	3.0	9	1
San Francisco	-	-	-	-	-	-	1	2	6	3.0	5	0
Seattle	1	7	16	2.3	13	0	2	9	29	3.2	13	0
NFC West	3	51	155	3.0	15	2	5	55	174	3.2	15	2
NFC Total	3	51	155	3.0	15	2	16	90	261	2.9	15	3
Home	6	72	236	3.3	15	4	33	143	524	3.7	32	7
Road	7	60	287	4.8	35	2	33	123	487	4.0	35	5
1st Down	13	75	261	3.5	25	5	66	138	512	3.7	-	9
2nd Down	13	42	142	3.4	12	0	66	88	310	3.5	-	1
3rd Down	13	14	114	8.1	35	1	66	34	167	4.9	-	2
4th Down	13	1	6	6.0	6	0	66	6	22	3.7	-	0
1st Half	13	71	268	3.8	25	3	66	150	544	3.6	-	5
2nd Half/OT	13	61	255	4.2	35	3	66	116	467	4.0	-	7
Grass	8	84	279	3.3	35	5	28	123	427	3.5	20	6
Turf	5	48	244	5.1	25	1	38	143	584	4.1	35	6
Aug./Sept.	2	1	2	2.0	2	0	14	12	42	3.5	10	0
October	4	50	180	3.6	25	1	17	106	387	3.7	32	5
November	3	34	120	3.5	16	1	15	64	242	3.8	20	2
Dec./Jan.	4	47	221	4.7	35	4	20	84	340	4.0	35	5
Games 1-8	8	62	230	3.7	25	1	34	129	477	3.7	32	5
Games 9-16	6	70	293	4.2	35	5	32	137	534	3.9	35	7
Wins	3	54	179	3.3	13	3	22	115	429	3.7	32	5
Losses	10	78	344	4.4	35	3	44	151	582	3.9	35	7
Ties	-	-	-	-	-	-	-	-	-	-	-	-

SAMMY MORRIS' RECEIVING BREAKDOWN


	2004						CAREER					
	G	NO	YDS	AVG	LG	TD	G	NO	YDS	AVG	LG	TD
Buffalo	1	2	28	14.0	24	0	1	2	28	14.0	24	0
Miami	-	-	-	-	-	-	6	4	17	4.3	6	0
New England	2	6	46	7.7	15	0	10	19	171	9.0	24	0
N.Y. Jets	2	3	12	4.0	7	0	8	11	62	5.6	13	0
AFC East	5	11	86	7.8	24	0	25	36	278	7.7	24	0
Baltimore	1	1	13	13.0	13	0	1	1	13	13.0	13	0
Cincinnati	1	0	0	-	-	0	2	0	0	-	-	0
Cleveland	1	3	5	1.7	6	0	1	3	5	1.7	6	0
Pittsburgh	-	-	-	-	-	-	1	0	0	-	-	0
AFC Central	3	4	18	4.5	13	0	5	4	18	4.5	13	0

SAMMY MORRIS' RECEIVING BREAKDOWN

	2004						CAREER					
	G	NO	YDS	AVG	LG	TD	G	NO	YDS	AVG	LG	TD
Houston	-	-	-	-	-	-	2	1	4	4.0	4	0
Indianapolis	-	-	-	-	-	-	5	12	105	8.8	20	0
Jacksonville	-	-	-	-	-	-	2	0	0	-	-	0
Tennessee	1	1	6	6.0	6	0	3	5	33	6.6	14	0
AFC South	1	1	6	6.0	6	0	12	18	142	7.9	20	0
Denver	1	0	0	-	-	0	2	0	0	-	-	0
Kansas City	-	-	-	-	-	-	2	1	7	7.0	7	0
Oakland	-	-	-	-	-	-	1	0	0	-	-	0
San Diego	-	-	-	-	-	-	3	3	4	1.3	5	0
AFC West	1	0	0	-	-	0	8	4	11	2.8	7	0
AFC Total	10	16	110	6.9	-	0	50	62	449	7.2	24	0
Dallas	-	-	-	-	-	-	1	2	14	7.0	18	0
N.Y. Giants	-	-	-	-	-	-	-	-	-	-	-	-
Philadelphia	-	-	-	-	-	-	-	-	-	-	-	-
Washington	-	-	-	-	-	-	-	-	-	-	-	-
NFC East	-	-	-	-	-	-	1	2	14	7.0	18	0
Chicago	-	-	-	-	-	-	2	4	32	8.0	24	0
Detroit	-	-	-	-	-	-	1	1	16	16.0	16	0
Green Bay	-	-	-	-	-	-	2	0	0	-	-	0
Minnesota	-	-	-	-	-	-	2	4	39	9.8	18	1
NFC Central	-	-	-	-	-	-	7	9	87	9.7	24	1
Atlanta	-	-	-	-	-	-	1	0	0	-	-	0
Carolina	-	-	-	-	-	-	1	0	0	-	-	0
New Orleans	-	-	-	-	-	-	1	3	1	0.3	4	0
Tampa Bay	-	-	-	-	-	-	-	-	-	-	-	-
NFC South	-	-	-	-	-	-	3	3	1	0.3	4	0
Arizona	1	3	6	2.0	9	0	1	3	6	2.0	9	0
St. Louis	1	3	8	2.7	7	0	1	3	8	2.7	7	0
San Francisco	-	-	-	-	-	-	1	0	0	-	-	0
Seattle	1	0	0	-	-	0	2	1	11	11.0	11	0
NFC West	3	6	14	2.3	9	0	5	7	25	3.6	11	0
NFC Total	3	6	14	2.3	9	0	16	21	127	6.0	24	1
Home	6	16	71	4.4	15	0	33	52	346	6.7	24	0
Road	7	6	53	8.8	24	0	33	31	230	7.4	24	1
1st Down	13	7	49	7.0	15	0	66	35	268	7.7	-	0
2nd Down	13	6	22	3.7	6	0	66	24	156	6.5	-	0
3rd Down	13	9	53	5.9	24	0	66	24	152	6.3	-	1
4th Down	13	0	0	-	-	0	66	0	0	-	-	0
1st Half	13	12	75	6.3	24	0	66	36	284	7.9	-	0
2nd Half/OT	13	10	49	4.9	15	0	66	47	292	6.2	-	1
Grass	8	16	71	4.4	15	0	28	30	157	5.2	20	0
Turf	5	6	53	8.8	24	0	38	53	419	7.9	24	1
Aug./Sept.	2	1	6	6.0	6	0	14	11	68	6.2	24	0
October	4	5	36	7.2	24	0	17	25	191	7.6	24	1
November	3	6	18	3.0	9	0	15	24	180	7.5	24	0
Dec./Jan.	4	10	64	6.4	15	0	20	23	137	6.0	15	0
Games 1-8	7	9	54	6.0	24	0	34	39	271	6.9	24	1
Games 9-16	6	13	70	5.4	15	0	32	44	305	6.9	24	0
Wins	3	12	59	4.9	15	0	22	32	230	7.2	24	0
Losses	10	10	65	6.5	24	0	44	51	346	6.8	24	1
Ties	-	-	-	-	-	-	-	-	-	-	-	-

LEAST WORN UNIFORM NUMBERS

Uniform No. 8 was the last number never to have been worn by a Dolphin in a regular season game. Punter Klaus Wilmsmeyer earned that distinction in 1998. In fact, Nos. 8, 12 and 39 are the only three jersey numbers donned by only one player in the 39-year history of the franchise. Quarterback Bob Griese (1967-80) was the only Dolphins player ever to wear No. 12, which was retired on May 6, 1982. Running back Larry Csonka (1968-74, 79) wore No. 39, which was retired on December 9, 2002.



Kendall Newson

Wide Receiver • 14

Height/Weight.....6-1, 198
Born3/5/80
CollegeMid. Tennessee St. '02
AcquiredFA, 2003
Signed Through.....2005
NFLThird Season
DolphinsThird Season



PRO CAREER

CAREER TRANSACTIONS: Was the first of three seventh-round draft choices (222nd overall) of Jacksonville in 2002 . . . Was waived by the Jaguars on August 25, 2002 and signed to Tennessee's practice squad on September 3 . . . Was released off the practice squad on September 10, 2002 . . . Was signed by the Dolphins as a free agent on February 27, 2003 . . . Was released on August 31, 2003 before being signed to the practice squad on September 1 . . . Was activated to the 53-man roster on November 7, 2003 . . . Was then waived on December 20, 2003 and re-signed on December 24, 2003.

FINS FACT

After spending the first eight games of the 2003 season on the Dolphins' practice squad, Kendall was signed to the active roster. Two days later, he was taking part in his first NFL game, in the same state in which he set numerous receiving records at Middle Tennessee State. He responded that day against the Titans in Nashville with two receptions for 55 yards. "The whole week I had people calling who I hadn't heard from in a while," Kendall says. "It was fun and exciting to go back there and have the opportunity to play again."

2004 – Spent all season on injured reserve after sustaining a torn left Achilles' tendon in preseason opener vs. Jacksonville (8/14) . . . Underwent surgery on August 16 and was placed on I/R a day later.

2003 – Originally signed with the Dolphins as a free agent on February 27, 2003 . . . Spent eight games on the team's practice squad . . . Played in six games, all in a reserve role, and was inactive for one contest . . . Caught two passes for 55 yards with a long of 37 . . . Initial action of his NFL career came at Tennessee (11/9) when he tallied a pair of receptions for 55 yards . . . First NFL catch came on a 37-yard grab from Brian Griese in the second quarter . . . Was allocated to the NFL Europe League in the spring of 2003 where he played with the Rhein Fire . . . Started all ten games . . . Caught 26 passes for 437 yards and four touchdowns, returned 15 kickoffs for a 28.7-yard average, including 94-yarder for a touchdown, and fielded 13 punts for a 17.2-yard average, including a 67-yarder for a score, as he helped Rhein to a berth in the World Bowl . . . Both punt return average and kickoff return average led the league . . . Receiving yardage figure ranked sixth, while 16.8-yard average per reception was third . . . Was an All-League pick . . . Also was named the NFL's Special Teams Player of the Week twice on the year.

2002 – Spent one game on Tennessee's practice squad after Jacksonville made him a seventh-round draft choice.

COLLEGE

Was a four-year starter (1998-2001) at Middle Tennessee State . . . Opened 42 of the 43 games in which he appeared . . . Totaled 238 receptions for 3,074 yards and 21 touchdowns in his career . . . Holds school career marks for both receptions and receiving yards . . . Is tied for first in receiving touchdowns . . . Also holds school records for most 100-yard receiving games in a career (14) and consecutive games with a reception (43) . . . Was a first-team All-Sun Belt Conference selection as a senior in 2001 when he caught 65 passes for 796 yards

and a career-high seven touchdowns . . . Established school single-season standards as a junior with 74 receptions for 945 yards . . . Added five scores that year as well . . . Majored in liberal arts.

P E R S O N A L

Married to Tiffany . . . Was an all-state and all-county pick, and the DeKalb County Player of the Year as a senior at Columbia High School in Decatur, Georgia . . . Was named the prep athlete of the year by the Atlanta Journal-Constitution . . . Lettered four times each in football, basketball and track . . . Enjoys fishing in spare time . . . Full name is Kendall Montrae Newson,

KENDALL NEWSON'S NFL REGULAR SEASON STATISTICS

YEAR	TEAM	G-S	RECEIVING					RUSHING			
			NO.	YDS.	AVG.	LG	TD	ATT.	YDS.	LG	TD
2003	Miami	6-0	2	55	27.5	37	0	0	0	0	0


ADDITIONAL STATS

2003 GAME-BY-GAME STATISTICS

DATE	OPPONENT	P/S	RECEIVING				RUSHING				W/L	SCORE
			NO.	YDS.	LG	TD	ATT.	YDS.	LG	TD		
9/7	HOUSTON		PRACTICE SQUAD								L	20-21
9/14	at N.Y. Jets		PRACTICE SQUAD								W	21-10
9/21	BUFFALO		PRACTICE SQUAD								W	17-7
10/5	at N.Y. Giants		PRACTICE SQUAD								W	23-10
10/12	at Jacksonville		PRACTICE SQUAD								W	24-10
10/19	NEW ENGLAND		PRACTICE SQUAD								L	13-19
10/27	at San Diego		PRACTICE SQUAD								W	26-10
11/2	INDIANAPOLIS		PRACTICE SQUAD								L	17-23
11/9	at Tennessee	P	2	55	37	0	0	0	0	0	L	7-31
11/16	BALTIMORE	P	0	0	0	0	0	0	0	0	W	9-6
11/23	WASHINGTON	P	0	0	0	0	0	0	0	0	W	24-23
11/27	at Dallas	P	0	0	0	0	0	0	0	0	W	40-21
12/7	at New England	P	0	0	0	0	0	0	0	0	L	0-12
12/15	PHILADELPHIA		INACTIVE								L	27-34
12/21	at Buffalo		NOT ON ROSTER								W	20-3
12/28	N.Y. JETS	P	0	0	0	0	0	0	0	0	W	23-21
2003 TOTALS		16-5	2	55	37	0	0	0	0	0	10-6	

DOLPHINS POST 27 ALL-TIME SHUTOUTS

The Miami Dolphins have held an opponent scoreless 27 times (24 times in the regular season and three in the playoffs) in the history of the franchise, including a high of seven shutouts of the Baltimore/Indianapolis Colts. Miami has recorded 18 shutouts at home and nine on the road. The Dolphins have been held scoreless a total of 15 times (14 regular season, 1 playoff), including three times by the New England Patriots and twice each by the Buffalo Bills, Baltimore/Indianapolis Colts and Kansas City Chiefs. Miami has been shut out four times at home and 11 times on the road.



Ed Perry

Tight End/Long Snapper • 89

Height/Weight.....6-4, 265
Born9/1/74
CollegeJames Madison '97
AcquiredD6b, 1997
Signed Through2009
NFLNinth Season
DolphinsNinth Season



PRO CAREER

CAREER TRANSACTIONS: Was the fourth of four sixth-round draft choices (177th overall) of the Dolphins in 1997 . . . Was re-signed to a five-year contract through the 2009 season on March 2, 2005.

2004 — Returned to action after missing all of 2003 with a knee injury . . . Played in all 16 games and resumed his role as the team's deep snapper on punts and placements . . . Was credited with seven tackles on coverage units . . . Key part of a punt coverage team which allowed an average of just 5.7 yards per return, the top figure in the AFC in '04 and second in the NFL . . . Appeared in the 100th regular season game of his career in contest at Denver (12/12).

2003 — Missed the entire season with a left knee injury sustained in the Dolphins' first preseason game, on August 8 against Tampa Bay at Pro Player Stadium . . . Was placed on injured reserve on August 10 . . . Underwent surgery on August 20 to reconstruct the anterior cruciate ligament and to debride and stabilize tears of both medial and lateral menisci in his left knee . . . Dr. John Uribe, Chief Team Physician for the University of Miami, performed the surgery at HealthSouth Doctors' Hospital in Coral Gables.

2002 — Played in all 16 games in a reserve role . . . Did not have any receptions . . . Served as the Dolphins' snapper on both punts and placements for the entire season, and was near-perfect on both . . . Registered seven tackles and one fumble recovery on special teams . . . Notched two tackles on three occasions — vs. Detroit (9/8), at Indianapolis (9/15) and at Green Bay (11/4) . . . Was awarded a special teams game ball in the 22-13 win over the Colts.

2001 — Played in all 16 games in a reserve role . . . Did not have any receptions . . . Served as the Dolphins' snapper on both punts and placements for the entire season, and was near-perfect on both . . . Registered eight special teams tackles during the course of the year . . . Saw action in First-Round Playoff game vs. Baltimore (1/13/02) . . . Did not post any stats.

2000 — Played in nine games, all in a reserve role . . . Was inactive for two contests . . . Spent each of the final five regular season games and both playoff contests on injured reserve . . . Did not have any catches on the year . . . Served as the long snapper on both punts and placements . . . Recorded three special teams tackles on the year . . . Was inactive at Cincinnati (10/1) and vs. Buffalo (10/8) with a dislocated right shoulder sustained vs. New England (9/24) . . . Was placed on injured reserve on November 23 . . . On November 28, underwent surgery to repair ligaments and muscle damage associated with his shoulder dislocation . . . The surgery was performed by Dr. James Andrews at the Alabama Sports Medicine Center in Birmingham.

1999 — Played in all 16 regular season games with one start . . . Caught three passes for eight yards and one touchdown . . . Also served as the long snapper on both punts and placements, and recorded eight tackles on special teams . . . Opened the game as part of a two-tight end set vs. New England (11/21) . . . His entire reception total on the year came vs. N.Y. Jets (12/27) . . . Included in that total was a one-yard scoring reception from Dan Marino . . . The three catches tied for the second-highest single-game receiving total of his career . . . Saw

204 • Perry

FINS FACT

Ed has two career touchdown catches to his credit, both from Dan Marino. Of the 51 players to whom the Hall of Fame quarterback threw a touchdown in his illustrious 17-year career, Ed is the only one still active.

action in both playoff games following the 1999 season in a reserve capacity . . . Caught one pass for three yards, with that reception coming in First-Round win at Seattle (1/9/00).

1998 — Played in 14 regular season games, including five starts, all when the Dolphins opened with two tight ends . . . Was inactive for two games . . . Saw some time as the snapper on punts and placements during the course of the season . . . Registered five special teams tackles on the year . . . Also appeared in both playoff games, with one start . . . Finished the regular season with 25 receptions for 255 yards . . . Both totals ranked fifth on the team . . . Caught a career-high four passes for 26 yards vs. Buffalo (9/13) . . . Was inactive vs. Indianapolis (11/8) and at Carolina (11/15) . . . Grabbed two passes for a career-high 59 yards, including a career-long catch of 46 yards, in Monday night contest at New England (11/23) . . . In playoffs, totaled two receptions for 29 yards with a long of 22, with all of his playoff stats coming in First-Round win vs. Buffalo (1/2/99) . . . Made initial start of NFL postseason career in Divisional game at Denver (1/9/99), when Troy Drayton was forced to sit out the contest with an ankle injury.

1997 — Played in 16 games during rookie season with four starts, all as part of a two-tight end set . . . Finished with 11 receptions for 45 yards and a touchdown . . . Contributed seven tackles on special teams . . . Was utilized as a fullback during the year as well . . . Also served as the deep snapper on punts and placements over the course of the season . . . Made first NFL start, vs. Kansas City (10/5), when he also caught his first NFL pass, a two-yard reception from Dan Marino . . . Started vs. N.Y. Jets (11/9) and tied for the team-lead with a season-high three catches totaling 19 yards, including a season-long 10-yard grab . . . Was also credited with four special teams tackles in the Jets game . . . Had two catches for four yards, including a three-yard TD reception from Marino, vs. Buffalo (11/17) in front of a Monday night audience . . . It was Perry's first NFL touchdown, and it was Marino's tenth touchdown pass of the season, each to a different receiver, the first time in NFL history the first ten touchdown passes by a quarterback went to ten different receivers . . . With injury to Frank Wainright (pectoral muscle), served as the team's long snapper on punts for the first game of the season and each of the final six regular season games and playoff contest . . . Handled snapping duties on placements for each of the last two regular season contests and playoff matchup . . . Saw action in a reserve role in First-Round Playoff game at New England (12/28) . . . Did not have any catches.

COLLEGE

Was a four-year letterman (1993-96) and three-year starter at James Madison . . . Finished his career with 113 receptions for 1,283 yards and six touchdowns . . . Blocked two punts in his career . . . Was an All-Yankee Conference choice as a senior when he caught 31 passes for 299 yards, and also handled the deep snapping duties for the Dukes . . . Was a first-team all-conference pick as a junior when he totaled 26 catches for 219 yards . . . Was a first-team all-conference pick and a third-team All-America choice by The Sports Network his sophomore season when he put together career-high numbers of 39 receptions for 533 yards and three touchdowns . . . Majored in sociology.

PERSONAL

Married to Sonja, with a stepson, T.J . . . Family resides in Pembroke Pines, Fla . . . Has a daughter, Kamaya . . . Was an all-region and all-state choice as a senior at Highlands Springs High School in Richmond, Va . . . Earned four letters in football and three in basketball . . . Enjoys collecting rubber bands, watching television and playing basketball in spare time . . . Also spends free time cutting hair, including many of his teammates . . . It is a trade that he first took up in middle school as a tribute to one of his best friends that had just passed away . . . Has assisted with events for the Daily Bread Food Bank, Rebuilding Together and the Broward Partnership for the Homeless . . . Has assisted in building houses for Habitat for Humanity . . . Lists "Major Payne" as favorite movie, "Martin" as favorite television show and Mary J. Blige as favorite recording artist . . . Full name is Edward Lewis Perry, Jr., born

ED PERRY'S NFL REGULAR SEASON STATISTICS												
YEAR	TEAM	G-S	RECEIVING						RUSHING			
			NO.	YDS.	AVG.	LG	TD		ATT.	YDS.	LG	TD
1997	Miami	16-4	11	45	4.1	10	1		0	0	0	0
1998	Miami	14-5	25	255	10.2	46	0		0	0	0	0
1999	Miami	16-1	3	8	2.7	5	1		0	0	0	0
2000	Miami	9-0	0	0	0.0	0	0		0	0	0	0
2001	Miami	16-0	0	0	0.0	0	0		0	0	0	0
2002	Miami	16-0	0	0	0.0	0	0		0	0	0	0
2003	Miami			INJURED RESERVE								
2004	Miami	16-0	0	0	0.0	0	0		0	0	0	0

ED PERRY'S NFL PLAYOFF STATISTICS												
YEAR	TEAM	G-S	RECEIVING						RUSHING			
			NO.	YDS.	AVG.	LG	TD		ATT.	YDS.	LG	TD
1997	Miami	1-0	0	0	0.0	0	0		0	0	0	0
1998	Miami	2-1	2	29	14.5	22	0		0	0	0	0
1999	Miami	2-0	1	3	3.0	3	0		0	0	0	0
2000	Miami			INJURED RESERVE								
2001	Miami	1-0	0	0	0.0	0	0		0	0	0	0

ADDITIONAL STATS

Special Teams Tackles: 7 in 1997, 5 in 1998, 8 in 1999, 3 in 2000, 8 in 2001, 7 in 2002, 7 in 2004 for total of 45

Special Teams Fumble Recoveries: 1 in 2002

Miscellaneous Tackles: 1 in 1998

Kickoff Returns: 1 for 7 yards in 1997, 1 for 0 yards in 2001 for total of 2 for 7 yards, 3.5 avg., long of 7

Fumble Recoveries: 1 in 1997

SINGLE-GAME HIGHS

Most Receptions: 4 vs. Buffalo, 9/13/98
3 seven different times (last: vs. N.Y. Jets, 12/27/99)

Most Receiving Yards: 59 at New England, 11/23/98
42 vs. N.Y. Jets, 12/13/98
31 at Jacksonville, 10/12/98

Most TD Receptions: 1 vs. Buffalo, 11/17/97
1 vs. N.Y. Jets, 12/27/99

Longest Receptions: 46 at New England, 11/23/98
25 at Jacksonville, 10/12/98
22 vs. N.Y. Jets, 12/13/98
*22 at Denver, 1/9/99


ED PERRY'S RECEIVING BREAKDOWN												
	2004						CAREER					
	G	NO	YDS	AVG	LG	TD	G	NO	YDS	AVG	LG	TD
Buffalo	2	0	0	0.0	0	0	12	7	38	5.4	14	1
Miami	-	-	-	-	-	-	-	-	-	-	-	-
New England	2	0	0	0.0	0	0	13	8	93	11.6	46	0
N.Y. Jets	2	0	0	0.0	0	0	14	12	88	7.3	22	1
AFC East	6	0	0	-	-	0	39	27	219	8.1	46	2
Baltimore	1	0	0	0.0	0	0	4	0	0	0.0	0	0
Cincinnati	1	0	0	0.0	0	0	2	0	0	0.0	0	0
Cleveland	1	0	0	0.0	0	0	1	0	0	0.0	0	0
Pittsburgh	1	0	0	0.0	0	0	2	0	0	0.0	0	0
AFC Central	4	0	0	0.0	0	0	8	0	0	0.0	0	0

ED PERRY'S RECEIVING BREAKDOWN

	2004						CAREER					
	G	NO	YDS	AVG	LG	TD	G	NO	YDS	AVG	LG	TD
Houston	-	-	-	-	-	-	-	-	-	-	-	-
Indianapolis	-	-	-	-	-	-	8	3	19	6.3	10	0
Jacksonville	-	-	-	-	-	-	1	3	31	10.3	25	0
Tennessee	1	0	0	0.0	0	0	4	0	0	0.0	0	0
AFC South	1	0	0	0.0	0	0	13	6	50	8.3	25	0
Denver	1	0	0	0.0	0	0	5	2	18	9.0	12	0
Kansas City	-	-	-	-	-	-	2	1	2	2.0	2	0
Oakland	-	-	-	-	-	-	5	3	19	6.3	8	0
San Diego	-	-	-	-	-	-	3	0	0	0.0	0	0
AFC West	1	0	0	0.0	0	0	15	6	39	6.5	12	0
AFC Total	12	0	0	0.0	0	0	75	39	308	7.9	46	2
Dallas	-	-	-	-	-	-	1	0	0	0.0	0	0
N.Y. Giants	-	-	-	-	-	-	-	-	-	-	-	-
Philadelphia	-	-	-	-	-	-	1	0	0	0.0	0	0
Washington	-	-	-	-	-	-	1	0	0	0.0	0	0
NFC East	-	-	-	-	-	-	3	0	0	0.0	0	0
Chicago	-	-	-	-	-	-	2	0	0	0.0	0	0
Detroit	-	-	-	-	-	-	3	0	0	0.0	0	0
Green Bay	-	-	-	-	-	-	3	0	0	0.0	0	0
Minnesota	-	-	-	-	-	-	2	0	0	0.0	0	0
NFC Central	-	-	-	-	-	-	10	0	0	0.0	0	0
Atlanta	-	-	-	-	-	-	2	0	0	0.0	0	0
Carolina	-	-	-	-	-	-	1	0	0	0.0	0	0
New Orleans	-	-	-	-	-	-	1	0	0	0.0	0	0
Tampa Bay	-	-	-	-	-	-	1	0	0	0.0	0	0
NFC South	-	-	-	-	-	-	5	0	0	0.0	0	0
Arizona	1	0	0	0.0	0	0	2	0	0	0.0	0	0
St. Louis	1	0	0	0.0	0	0	3	0	0	0.0	0	0
San Francisco	1	0	0	0.0	0	0	2	0	0	0.0	0	0
Seattle	1	0	0	0.0	0	0	2	0	0	0.0	0	0
NFC West	4	0	0	0.0	0	0	9	0	0	0.0	0	0
NFC Total	4	0	0	0.0	0	0	27	0	0	0.0	0	0
Home	8	0	0	0.0	0	0	52	21	144	6.9	22	2
Road	8	0	0	0.0	0	0	51	18	164	9.1	46	0
1st Down	16	0	0	0.0	0	0	103	13	88	6.8	15	1
2nd Down	16	0	0	0.0	0	0	103	17	150	8.8	46	0
3rd Down	16	0	0	0.0	0	0	103	9	70	7.8	25	1
4th Down	16	0	0	0.0	0	0	103	0	0	0.0	0	0
1st Half	16	0	0	0.0	0	0	103	18	110	6.1	15	2
2nd Half	16	0	0	0.0	0	0	103	21	198	9.4	46	0
Overtime	-	-	-	-	-	-	4	0	0	0.0	0	0
Grass	11	0	0	0.0	0	0	78	32	262	8.2	46	2
Turf	5	0	0	0.0	0	0	25	7	46	6.6	15	0
Aug./Sept.	3	0	0	0.0	0	0	23	6	35	5.8	14	0
October	4	0	0	0.0	0	0	25	10	77	7.7	25	0
November	5	0	0	0.0	0	0	27	11	99	9.0	46	1
Dec./Jan.	6	0	0	0.0	0	0	28	12	97	8.1	22	1
Games 1-8	8	0	0	0.0	0	0	54	17	120	7.1	25	0
Games 9-16	8	0	0	0.0	0	0	49	22	188	8.5	46	2
Wins	4	0	0	0.0	0	0	56	21	123	5.9	13	1
Losses	12	0	0	0.0	0	0	47	18	185	10.3	46	1
Ties	-	-	-	-	-	-	-	-	-	-	-	-

THE RETURNS ARE IN

When Wes Welker took a kickoff back 95 yards for a touchdown in the 2004 finale, on January 2, 2005 at Baltimore, it marked the first kickoff return for a score by a Dolphin since Marc Logan had a 97-yard return on October 1, 1989 at Houston. In between touchdowns, there had been a span of 251 regular season games and 898 kickoff returns by 76 different individuals. Brock Marion (1998-2003) had the most returns over this stretch (107), while also having had the longest return (93 in 1999).



Will Poole

Cornerback • 27

Height/Weight.....5-10, 192
Born7/24/81
CollegeUSC '04
AcquiredD4, 2004
Signed Through.....2007
NFL.....Second Season
Dolphins.....Second Season



PRO CAREER

CAREER TRANSACTIONS: Was a fourth-round draft choice (102nd overall) of the Dolphins in 2004, with a choice obtained from Jacksonville through Green Bay in a 2004 draft trade-down.

2004 — Underwent surgery on May 16 2005 to repair the medial meniscus and reconstruct the anterior cruciate ligament in his left knee . . . It was an injury sustained during offseason workouts on May 4, 2005 . . . Played in 15 games, including one start in his rookie season of '04 . . . Was inactive for one contest . . . Saw extensive action in nickel and dime sets . . . Registered 37 tackles, a sack and six passes defended . . . Also returned one kickoff for 22 yards . . . Was part of a unit that finished first in the AFC and second in the NFL in pass defense, yielding an average of only 162.0 yards per outing . . . First start of NFL career came in week two at Cincinnati (9/19) when he started in place of the injured Patrick Surtain (groin) . . . Posted five tackles, including the first sack of his career, at Seattle (11/21) . . . Had a season-high eight tackles, to go along with a pass defended, the following week at San Francisco (11/28) when the Dolphins earned a 24-21 victory as they held the 49ers to 147 net passing yards.

FINS FACT

After leaving Boston College in 2001, Will worked a variety of jobs, including a security guard at a Manhattan office building and handing out fliers at a gym so that he could get free membership.

COLLEGE

Was a one-year starter at USC (2003) . . . Began his college career at Boston College, where he competed as a cornerback on the football team and a guard on the basketball squad . . . Redshirted at BC in 1999 and played there in 2000 before leaving in 2001 to enroll at Ventura (Calif.) Junior College, where he played in 2002 . . . Started the final 11 games at strongside cornerback for USC in 2003 as the Trojans were co-National Champions . . . Earned second-team All-America honors from College Football News and the Associated Press . . . Was a first-team All-Pac-10 Conference choice . . . Named as USC's co-Special Teams Player of the Year . . . Led the team with seven interceptions for 70 yards with a score and 19 pass deflections . . . Ranked third on the team with 80 tackles (52 solo), including three sacks . . . Also caused four fumbles, recovered two others and returned five punts for 26 yards . . . Did not allow a reception in five contests (Arizona State, Stanford, Notre Dame, Arizona, UCLA) . . . Selected as Pac-10 Player of the Week with two interceptions against Arizona . . . Registered 11 tackles and a pair of interceptions, returning one 67 yards for a touchdown, against Oregon State . . . Had ten tackles, a sack and a forced fumble against against Michigan in the Rose Bowl . . . Played in the Senior Bowl following the season . . . At Ventura Junior College, was named Defensive MVP of the Western State Conference Mountain Division . . . Recorded 42 tackles (35 solo), seven interceptions, eight pass deflections and six blocked kicks . . . Did not play college football in 2001 . . . Started ten games at cornerback as a redshirt freshman for Boston College in 2000 . . . Was named as a second-team All-Big East Conference choice . . . Finished second on the team with 75 tackles (61 solo) and added two forced fumbles, an interception a sack and a fumble recovery . . . Competed briefly with Boston College's basketball team in 2000 (following the 1999 football season), but did not see any action . . . Redshirted as a true freshman in 1999 . . . Earned degree in history.

PERSONAL

Single . . . Has a daughter, Kayla Nicole (1/31/04) . . . Attended Christ the King High School in Middle Village, N.Y. . . . Broke his foot in the first game of his senior season in 1998 and missed the rest of the season until the playoff semifinals . . . As a junior in 1997, was an All-East Coast and All-League first-team selection . . . Rushed for 939 yards with 15 touchdowns and passed for 276 yards with four scores as a quarterback . . . Recorded 62 tackles with an interception (returned for a touchdown) as a defensive back . . . Played basketball, earning second-team all-league honors as the team finished with a 25-2 record and ranked third in the final USA Today poll . . . Went to high school with future NBA players Lamar Odom (Los Angeles Lakers) and Speedy Claxton (New Orleans Hornets) . . . Also lettered in baseball . . . Member of Christ the King's student government . . . Played AAU basketball for Riverside Church (St. Albans, N.Y.), as his team won tournaments in France, California and Arizona . . . Enjoys listening to music, playing video games and reading in spare time . . . Growing up was a fan of the Chicago Bulls and Michael Jordan . . . Lists "The Godfather, Part 1 and 2" as favorite movies, "Chappelle's Show" as favorite television show, "Salvation" by Belle Hooks as favorite book and Jay-Z, Jadakiss and Anthony Hamilton as favorite recording artists . . . Full name is William Starling Poole, born July 24, 1981, in Beckley, W.V.

WILL POOLE'S NFL REGULAR SEASON STATISTICS

YEAR	TEAM	G-S	TACK.	ASST.	TOTAL	FUM. REC.	FOR. FUM.	INT.	YDS.	LG	TD
2004	Miami	15-1	28	9	37	0	0	0	0	-	0

ADDITIONAL STATS

Passes Defended: 6 in 2004

Sacks: 1 for 1 yard lost in 2004



Derrick Pope

Linebacker • 56

Height/Weight 6-0, 232
 Born 5/4/82
 College Alabama '04
 Acquired D7b, 2004
 Signed Through 2007
 NFL Second Season
 Dolphins Second Season



PRO CAREER

CAREER TRANSACTIONS: Was the second of two seventh-round draft choices (222nd overall) of the Dolphins in 2004, with a pick obtained from Baltimore in a draft trade-down.

2004 – Played in all 16 games, including three starts, in his rookie season . . . Posted 44 tackles, two sacks, a forced fumble and a fumble recovery which he returned for a touchdown . . . Also ranked fifth on the squad with nine special teams tackles . . . Saw action in each of the first 11 games of the season in a reserve role . . . Although he did not start, saw

FINS FACT

Although he did not play defense until entering college, Derrick quickly gained a reputation for making the big hit. In the spring prior to his senior year at Alabama, he won the school's Lee Roy Jordan Headhunter Award, which is given to the team's best tackler. He dethroned fellow linebacker Brooks Daniels, who had won the award each of the previous two years. "It was a great experience for me," Derrick said about winning the award. "I decided I was going to give him a run for his money."

extended action at San Francisco (11/28) after Zach Thomas left the game in the first quarter with a hamstring injury . . . Responded with eight tackles, his first career sack and a fumble recovery . . . With 3:10 to play in the game, Pope picked up a Tim Rattay fumble that was forced by Jason Taylor and took it in one yard for a touchdown . . . The score gave the Dolphins a 24-10 lead in a game they went on to win, 24-17 . . . He became the first defensive rookie to score a touchdown for the Dolphins since Zach Thomas returned an interception 26 yards for a score on November 17, 1996 at Houston . . . Opened at middle linebacker the following week vs. Buffalo (12/5), the first start of his NFL career, and kept that spot for three straight weeks before Thomas returned to the lineup . . . In the Bills game, recorded eight tackles and his second sack in as many weeks . . . Tallied a season-high 14 tackles in start at Denver (12/12), a figure which led the team that day . . . Also was credited with a forced fumble in the Broncos game . . . Had a season-high two special teams tackles in games at N.Y. Jets (11/1) and at Seattle (11/21) . . . In preseason, led the team with 23 tackles on defense while finishing

COLLEGE

second with four stops on special teams.

Was a two-year letterman (2002-03) and one-year starter at Alabama . . . Transferred from Garden City (Kan.) Community College . . . Started 13 of 25 games for the Crimson Tide, recording 170 tackles (92 solo) with six sacks, 15 stops for loss, two forced fumbles, a fumble recovery, two interceptions and six pass deflections . . . Played in 12 games with ten starts at strongside linebacker as a senior when he served as team captain . . . Named as a first-team All-Southeastern Conference selection by the Associated Press . . . Was the recipient of the team's Lee Roy Jordan Headhunter Award . . . Finished third on the team with 105 tackles (55 solo), including five sacks, nine stops for losses and five quarterback pressures . . . Also deflected six passes and intercepted another . . . Played in the Senior Bowl and Blue-Gray Game following the season . . . Saw action in 13 games with three starts at middle linebacker as a junior . . . Ranked fifth on the team with 65 tackles (37 solo), including a sack, six stops for loss and three quarterback pressures . . . Also intercepted a pass, caused two fumbles and recovered another . . . Attended Garden City Community College for two seasons (2000-01) prior to enrolling at Alabama . . . Recorded 125 tackles with nine sacks, 16 stops behind the line of scrimmage and returned two fumble recoveries for touchdowns as a sophomore . . . Was a first-team All-America choice and Region VI Defensive Most Valuable Player at middle linebacker . . . Added first-team All-Jayhawk Conference accolades . . . Led the team with 127 tackles and seven sacks as a freshman . . . Named as a second-team JUCO All-America and

PERSONAL

first-team All-Jayhawk Conference choice . . . Majored in general studies.


Engaged to Danielle Venible . . . Attended Ball High School in Galveston, Texas . . . Named as the school's Offensive MVP and first-team All-District selection as a running back . . . Also played basketball, baseball and ran track . . . Uncle, Kenith Pope, recruited Derrick for Alabama and presently is the assistant head coach/receivers at Texas A&M . . . Was a high school teammate of Steelers defensive tackle Casey Hampton . . . Has done work with the Boys and Girls Clubs . . . Growing up, the Dallas Cowboys was his favorite team and Bo Jackson was his favorite athlete . . . Lists "Life" as favorite movie, "Martin" as favorite television show and "To Kill A Mockingbird" as favorite book . . . Son of Stephanie Pope . . . Has a brother, Roshawn and a sister, Shakari . . . Full name is Derrick Trayon Pope, born May 4, 1982, in

DERRICK POPE'S NFL REGULAR SEASON STATISTICS

YEAR	TEAM	G-S	TACK.	ASST.	TOTAL	FUM. REC.	FOR. FUM.	QB SACK	YDS LOST
------	------	-----	-------	-------	-------	--------------	--------------	------------	-------------

ADDITIONAL STATS


Defensive Touchdowns: 1 fumble return in 2004



Dario Romero

Defensive Tackle • 97

Height/Weight.....6-3, 300
Born4/13/78
CollegeEastern Washington '01
AcquiredFA, 2002
Signed Through.....2005
NFLFourth Season
DolphinsFourth Season



PRO CAREER

CAREER TRANSACTIONS: Signed with the Dolphins as a free agent in 2002 after playing one season in the Canadian Football League.

2004 – Played in 14 games, including one start . . . Was inactive for two contests . . . Recorded 35 tackles, 3.5 sacks and a pass defended . . . First sack of NFL career came in Sunday night game at Cincinnati (9/19) when he tackled Carson Palmer for a one-yard loss . . . Had a season-high five tackles at New England (10/10), when he also sacked Patriots QB Tom Brady for a seven-yard loss . . . Lone start of the season occurred at Seattle (11/21) when he answered with three tackles and a half-sack . . . Registered four stops and a sack the following week at San Francisco (11/28).

2003 – Played in eight games, including one start . . . Was inactive for one contest . . . Finished the season with 12 tackles (6 solo) and a pass defended . . . Was inactive for season-opener vs. Houston (9/7), before seeing the initial playing time of his NFL career, in a reserve role, the following week at N.Y. Jets (9/14) . . . Tallied a season-high three tackles vs. Indianapolis (11/2) . . . Played in each of the final four contests of the season, including the first start of his career in finale vs. N.Y. Jets (12/28) when he responded with a pair of stops.

2001-02 – Signed with the Dolphins as a free agent on February 27, 2002 after playing with the Edmonton Eskimos of the Canadian League in 2001 . . . Was inactive for all 16 games with the Dolphins in '02 . . . Tallied nine tackles, a half-sack and a fumble recovery in the preseason . . . Recorded 20 tackles, three sacks and two forced fumbles for Edmonton in '01.

FINS FACT

For three summers, Dario worked as a security guard for Seattle Seahawks training camp, which was held at Eastern Washington University. "It was fun because I had never been to an NFL game," Dario says. It was there that Dario first realized that he might have a chance to play in the NFL. "I always thought that these guys were superhuman, and then you see them on the field and in the weight room, and you realize that they're similar to you. It was a great experience."

COLLEGE

Was a four-year letterman (1997-2000) at Eastern Washington . . . Earned first-team All-Big Sky Conference accolades as both a junior and senior . . . As a senior in 2000, posted 52 tackles, including 14 for loss, 5.5 sacks and an interception . . . For his career, notched 172 tackles, 40 stops for loss, 22 sacks, an interception, a fumble recovery and a forced fumble . . . Put together a career-high 7.5 sacks as a freshman in 1997 . . . Earned degree in liberal arts.

PERSONAL

Has a son, Dario, Jr. (6/13/03) . . . Prepped at Lewis & Clark High School in Spokane, Wash . . . Enjoys fishing and playing video games in spare time . . . Lists "The Sopranos" as favorite television show and any kind of Mexican dish as favorite food . . . Born April 13, 1978 in Spokane.

DARIO ROMERO'S NFL REGULAR SEASON STATISTICS

YEAR	TEAM	G-S	TACK.	ASST.	TOTAL	FUM. REC.	FOR. FUM.	QB SACK	YDS LOST
2002	Miami	0-0	0	0	0	0	0	0	0.0
2003	Miami	8-1	6	6	12	0	0	0	0.0
2004	Miami	14-1	23	12	35	0	0	3.5	26.5

ADDITIONAL STATS



Sage Rosenfels

Quarterback • 18

Height/Weight.....6-4, 225
Born3/6/78
CollegeIowa State '01
AcquiredT (Wash.), 2002
Signed Through.....2005
NFL.....Fifth Season
Dolphins.....Fourth Season



PRO CAREER

CAREER TRANSACTIONS: Originally was a fourth-round draft choice (109th overall) of Washington in 2001 . . . Was traded to the Dolphins on August 22, 2002 in exchange for a 2003 seventh-round draft choice.

2004 – Played in three games on the year, including one start . . . Was the third quarterback for ten contests, did not play as the backup for three games . . . Came in for one play in Sunday night game vs. Cleveland (12/26) and was incomplete on his only attempt . . . Started for an injured A.J. Feeley (ribs) in finale at Baltimore (1/2/05), the first start of his NFL career . . . Completed 16 of 38 passes for 264 yards with one touchdown and three interceptions . . . On the Dolphins' first play from scrimmage, hit Chris Chambers in stride for a 76-yard TD pass . . . It was the Dolphins' longest pass play of the season, the 13th-longest in franchise history during the regular season and the longest since November 23, 2003 when Brian Griese hit James McKnight for an 80-yard scoring strike against Washington . . . In 2004 preseason, connected on 22 of 42 for 263 yards with two touchdowns and an interception.

2003 – Appeared in two games, both in a reserve role . . . Dressed but did not play in seven and was designated as the third quarterback in seven other contests . . . Completed four of six passes for 50 yards with one touchdown and no interceptions . . . All of his statistics came in 31-7 loss at Tennessee (11/9) when he entered game in fourth quarter in place of starter Brian Griese . . . First NFL completion came on a five-yard pass to Travis Minor . . . Initial touchdown pass of NFL career occurred when he hit Donald Lee for a 21-yard strike in the end zone with 20 seconds remaining in the game . . . Also saw action as the third quarterback for game's final play in Thanksgiving Day win at Dallas (11/27) . . . During preseason, connected on 39 of 71 passes (54.9%) for 358 yards with five touchdowns and one interception.

2002 – Saw action in four games, all in a reserve role, in his first season with the Dolphins . . . Dressed but did not play in three contests, was designated as the third quarterback in nine

FINS FACT

Sage grew up on an 11-acre property in rural Maquoketa (pronounced muh-COKE-uh-tuh) Iowa, a town with a population of almost 9,000, located on the eastern portion of the state, about ten miles from the Illinois state border.

others . . . For the season was 0-3 in passing . . . Also had two rushes for minus-nine yards . . . Made Dolphins debut in Monday night game at Green Bay (11/4), as he relieved starter Ray Lucas . . . Was 0-3 passing that game . . . For the preseason with both Washington and Miami, he was 41-65 (63.1%) for 580 yards, five touchdowns and two interceptions for a 104.6 rating . . . In his one preseason game with the Dolphins, vs. Chicago (8/29), he was 9-11 for 104 yards with no touchdowns or interceptions for a 106.1 rating.

2001 – Did not see any game action in 2001, spending a majority of the season as Washington’s third quarterback . . . Was promoted to backup quarterback for Washington’s contest vs. Kansas City (9/30) and again the following week at the New York Giants (10/7), but

C O L L E G E

did not play in either game.
A four-year letterman at Iowa State (1997-2000), led the Cyclones to their first bowl appearance in 22 years, as well as the school’s first-ever postseason win as a senior in 2000, as Iowa State recorded a victory over Pittsburgh in the Insight.com Bowl to finish with a record of 9-3 . . . Served as a co-captain that year, and completed 172 of 333 passes for 2,298 yards and eight touchdowns and rushed for 381 yards and 10 touchdowns . . . Passing yardage total is the fourth-highest single-season figure in school annals . . . Overall in his four-year career, the last two as a starter, connected on 306 of 587 passes for 4,164 yards with 19 touchdowns and 26 interceptions . . . Yardage total is fourth-most in school history . . . Also rushed for 660 yards and 14 touchdowns on 164 carries . . . Redshirted as a freshman in 1996 . . . Was named to the Big 12 Commissioner’s Academic Honor Roll all four years . . . Earned first-team Academic

P E R S O N A L

All-Big 12 honors in 2000, and second-team accolades in 1999 . . Majored in marketing. Married to Maria, with son, Peyton, and a daughter, Ava . . Prepped at Maquoketa (Iowa) High School, where he lettered in football, basketball, baseball, tennis and track . . . Handled the kicking and punting duties as a senior, in addition to completing 76 of 148 passes for 1,122 yards and ten touchdowns . . . Was an all-state choice in baseball, basketball and football . . Ran in the state track meet and in the Drake Relays . . . Compiled a career singles record of 40-6 in tennis . . . Lists “Seinfeld” as favorite television show, “The Shawshank Redemption” as favorite movie and Tom Hanks as favorite actor . . . Enjoys playing golf . . . Was a National Honor Society member and was on the honor roll for eight semesters . . . Participates in many charitable events for the disabled, including the Broward County Center for Independent Living . . . While in high school, served as vice president of the Future Business Leaders of America

SAGE ROSENFELS' NFL REGULAR SEASON STATISTICS											
YEAR	TEAM	G-S	ATT.	COMP.	YDS.	PCT.	TD	INT.	LG	TKLD.	RATE
2001	Washington	0-0	0	0	0	—	0	0	0	0/0	0.0
2002	Miami	4-0	3	0	0	0.0	0	0	0	0/0	39.6
2003	Miami	2-0	6	4	50	66.7	1	0	21t	0/0	131.9
2004	Miami	3-1	39	16	264	41.0	1	3	76t	3/16	41.0
4-YEAR TOTALS		9-1	48	20	314	41.7	2	3	76t	3/16	51.9
MIAMI TOTALS		9-1	48	20	314	41.7	2	3	76t	3/16	51.9

ADDITIONAL STATS

2002 GAME-BY-GAME STATISTICS

DATE	OPPONENT	P/S	PASSING								RUSHING				W/L	SCORE
			ATT	CMP	YDS	PCT	TD	INT	LG	TKLD	ATT	YDS	LG	TD		
11/4	at Green Bay	P	3	0	0	0.0	0	0	0	0/0	0	0	0	0	L	10-24
11/24	SAN DIEGO	P	0	0	0	0.0	0	0	0	0/0	0	0	0	0	W	30-3
12/1	at Buffalo	P	0	0	0	0.0	0	0	0	0/0	0	0	0	0	L	21-38
12/9	CHICAGO	P	0	0	0	0.0	0	0	0	0/0	2	-9	-2	0	W	27-9
2002 TOTALS		4-0	3	0	0	0.0	0	0	0	0/0	2	-9	-2	0	9-7	

2003 GAME-BY-GAME STATISTICS

DATE	OPPONENT	P/S	PASSING								RUSHING				W/L	SCORE
			ATT	CMP	YDS	PCT	TD	INT	LG	TKLD	ATT	YDS	LG	TD		
11/9	at Tennessee	P	6	4	50	66.7	1	0	21t	0/0	0	0	0	0	L	7-31
11/27	at Dallas	P	0	0	0	0.0	0	0	0	0/0	1	-1	-1	0	W	40-21
2003 TOTALS		2-0	6	4	50	66.7	1	0	21t	0/0	1	-1	-1	0	10-6	

2004 GAME-BY-GAME STATISTICS


DATE	OPPONENT	P/S	PASSING								RUSHING				W/L	SCORE
			ATT	CMP	YDS	PCT	TD	INT	LG	TKLD	ATT	YDS	LG	TD		
11/28	at San Francisco	P	0	0	0	-	0	0	-	0/0	0	0	-	0	W	24-17
12/26	CLEVELAND	P	1	0	0	0.0	0	0	-	0/0	0	0	-	0	W	10-7
1/2	at Baltimore	S	38	16	264	42.1	1	3	76t	3/16	0	0	-	0	L	23-30

SAGE ROSENFELS' PASSING BREAKDOWN

2004										CAREER									
	G	ATT	CMP	YDS	PCT	TD	INT	LG		G	ATT	CMP	YDS	PCT	TD	INT	LG		
Buffalo	-	-	-	-	-	-	-	-		1	0	0	0	-	0	0	-		
Miami	-	-	-	-	-	-	-	-		-	-	-	-	-	-	-	-		
New England	-	-	-	-	-	-	-	-		-	-	-	-	-	-	-	-		
N.Y. Jets	-	-	-	-	-	-	-	-		-	-	-	-	-	-	-	-		
AFC East	-	-	-	-	-	-	-	-		1	0	0	0	0.0	0	0	0		
Baltimore	1	38	16	264	42.1	1	3	76		1	38	16	264	42.1	1	3	76		
Cincinnati	-	-	-	-	-	-	-	-		-	-	-	-	-	-	-	-		
Cleveland	1	1	0	0	0.0	0	0	0		1	1	0	0	0.0	0	0	0		
Pittsburgh	-	-	-	-	-	-	-	-		-	-	-	-	-	-	-	-		
AFC Central	2	39	16	264	41.0	1	3	76		2	39	16	264	41.0	1	3	76		
Houston	-	-	-	-	-	-	-	-		-	-	-	-	-	-	-	-		
Indianapolis	-	-	-	-	-	-	-	-		-	-	-	-	-	-	-	-		
Jacksonville	-	-	-	-	-	-	-	-		-	-	-	-	-	-	-	-		
Tennessee	-	-	-	-	-	-	-	-		1	6	4	50	66.7	1	0	21		
AFC South	-	-	-	-	-	-	-	-		1	6	4	50	66.7	1	0	21		
Denver	-	-	-	-	-	-	-	-		-	-	-	-	-	-	-	-		
Kansas City	-	-	-	-	-	-	-	-		-	-	-	-	-	-	-	-		
Oakland	-	-	-	-	-	-	-	-		-	-	-	-	-	-	-	-		
San Diego	-	-	-	-	-	-	-	-		1	0	0	0	0.0	0	0	0		
AFC West	-	-	-	-	-	-	-	-		1	0	0	0	0.0	0	0	0		
AFC Total	2	39	16	264	41.0	1	3	76		5	45	20	314	44.4	2	3	76		
Dallas	-	-	-	-	-	-	-	-		1	0	0	0	-	0	0	-		
N.Y. Giants	-	-	-	-	-	-	-	-		-	-	-	-	-	-	-	-		
Philadelphia	-	-	-	-	-	-	-	-		-	-	-	-	-	-	-	-		
Washington	-	-	-	-	-	-	-	-		-	-	-	-	-	-	-	-		
NFC East	-	-	-	-	-	-	-	-		1	0	0	0	0.0	0	0	0		
Chicago	-	-	-	-	-	-	-	-		1	0	0	0	-	0	0	-		
Detroit	-	-	-	-	-	-	-	-		-	-	-	-	-	-	-	-		
Green Bay	-	-	-	-	-	-	-	-		1	3	0	0	0.0	0	0	0		
Minnesota	-	-	-	-	-	-	-	-		-	-	-	-	-	-	-	-		
NFC Central	-	-	-	-	-	-	-	-		2	3	0	0	0.0	0	0	0		
Atlanta	-	-	-	-	-	-	-	-		-	-	-	-	-	-	-	-		
Carolina	-	-	-	-	-	-	-	-		-	-	-	-	-	-	-	-		
New Orleans	-	-	-	-	-	-	-	-		-	-	-	-	-	-	-	-		
Tampa Bay	-	-	-	-	-	-	-	-		-	-	-	-	-	-	-	-		
NFC South	-	-	-	-	-	-	-	-		-	-	-	-	-	-	-	-		
Arizona	-	-	-	-	-	-	-	-		-	-	-	-	-	-	-	-		
St. Louis	-	-	-	-	-	-	-	-		-	-	-	-	-	-	-	-		
San Francisco	1	0	0	0	0.0	0	0	0		1	0	0	0	0.0	0	0	0		
Seattle	-	-	-	-	-	-	-	-		-	-	-	-	-	-	-	-		
NFC West	1	0	0	0	0.0	0	0	0		1	0	0	0	0.0	0	0	0		
NFC Total	1	0	0	0	0.0	0	0	0		4	3	0	0	0.0	0	0	0		
Home	1	1	0	0	0.0	0	0	0		3	1	0	0	0.0	0	0	0		
Road	2	38	16	264	41.0	1	3	76		6	47	20	314	42.6	2	3	76		
1st Down	3	16	6	144	37.5	1	1	76		9	18	7	165	38.9	2	1	76		
2nd Down	3	13	7	69	53.8	0	0	18		9	16	8	75	50.0	0	0	18		
3rd Down	3	10	3	51	30.0	0	2	20		9	14	5	74	35.7	0	2	20		
4th Down	3	0	0	0	0.0	0	0	0		9	0	0	0	0.0	0	0	0		

SAGE ROSENFELS' PASSING BREAKDOWN


	2004								CAREER							
	G	ATT	CMP	YDS	PCT	TD	INT	LG	G	ATT	CMP	YDS	PCT	TD	INT	LG
1st Half	3	16	5	118	31.3	1	1	76	9	19	5	118	26.3	1	1	76
2nd Half	3	23	11	146	47.8	0	2	37	9	29	15	196	51.7	1	2	37
Overtime	-	-	-	-	-	-	-	-	-	-	-	-	-	-	-	-
Grass	2	1	0	0	0.0	0	0	0	6	10	4	50	40.0	1	0	21
Turf	1	38	16	264	41.0	1	3	76	3	38	16	264	42.1	1	3	76
Aug./Sept.	-	-	-	-	-	-	-	-	-	-	-	-	-	-	-	-
October	-	-	-	-	-	-	-	-	-	-	-	-	-	-	-	-
November	1	0	0	0	0.0	0	0	0	5	9	4	50	44.4	1	0	21
December/Jan.	2	39	16	264	41.0	1	3	76	4	39	16	264	41.0	1	3	76
Games 1-8	-	-	-	-	-	-	-	-	1	3	0	0	0.0	0	0	0
Games 9-16	3	38	16	264	41.0	1	3	76	8	45	20	314	44.4	2	3	76
Wins	2	0	0	0	0.0	0	0	0	5	1	0	0	0.0	0	0	0
Losses	1	38	16	264	41.0	1	3	76	4	47	20	314	42.6	2	3	76
Ties	-	-	-	-	-	-	-	-	-	-	-	-	-	-	-	-



Junior Seau

Linebacker • 55

Height/Weight 6-3, 248
Born 1/19/69
College USC '90
Acquired T (S.D.), 2003
Signed Through 2006
NFL 16th Season
Dolphins Third Season



P R O C A R E E R

CAREER TRANSACTIONS: Was a first-round draft choice (5th overall, 1st linebacker) of San Diego in 1990 . . . Was traded to the Dolphins on April 16, 2003 in exchange for a fifth-round draft choice in 2004.

CAREER PRO BOWL SELECTIONS: 12 (1991, 1992, 1993, 1994, 1995, 1996, 1997, 1998, 1999, 2000, 2001, 2002)

2004 — Started all eight games in which he played . . . Recorded 68 tackles, a sack, a fumble recovery and a pass defended . . . Despite missing eight games, ranked eighth on the team in tackles . . . Sustained a torn right pectoral muscle in Monday night game at N.Y. Jets (11/1) . . . Was placed on injured reserve on November 3 and underwent surgery on November 5 . . . At the time of his injury, was averaging more than eight tackles per game while his tackle total was second on the squad . . . Lone sack of the season came in opener vs. Tennessee (9/11) when he also recovered a fumble . . . Was credited with 10 tackles apiece in games 2-5 before posting a season-best 12 stops at Buffalo (10/17) . . . Was voted by teammates as the winner of the Dolphins' 2004 Don Shula Leadership Award, the second straight year he was bestowed with that honor . . .

GAMES PLAYED: In his career, Seau has appeared in 223 regular season games, including 200 with San Diego and 23 with the Dolphins . . . This total is sixth-most in NFL history among players whose primary position was linebacker:

F I N I S H F A C T

As a testament to the success he has achieved in his efforts off the field, Junior was named the 1994 True Value NFL Man of the Year. In May of this past offseason, Junior and his Foundation were presented at the White House by President George W. Bush with the "Volunteer Service Award," as part of the Asian Pacific American Heritage Month celebration.

MOST GAMES PLAYED BY A LINEBACKER IN NFL HISTORY

PLAYER	YEAR	TEAM(S)	NO.
1. Clay Matthews	1978-96	Cleveland, Atlanta	278
2. Bill Romanowski	1988-03	S.F., Phil., Den., Raiders	243
3. Kevin Greene	1985-99	Rams, Pitt., Car., S.F.	228
4. Rickey Jackson	1981-95	N.O., San Francisco	227
5. Hardy Nickerson	1987-2002	Pitt., T.B., Jack., G.B.	225
6. JUNIOR SEAU	1990-2004*	S.D., MIAMI	223
7. Darryl Talley	1983-96	Buff., Minnesota	216
8. Monte Coleman	1979-94	Washington	215
Ted Hendricks	1969-83	Balt., G.B., Raiders	215

* Indicates active player

PRO BOWLS: Seau been selected to the Pro Bowl on 12 occasions, including each year from 1991-2002 . . . He did not play in the All-Star game following the 2002 season because of an ankle injury . . . His 12 consecutive Pro Bowls are tied with Randall McDaniel for the third-

MOST CONSECUTIVE YEARS VOTED TO THE PRO BOWL SINCE 1970

PLAYER	TEAM(S)	NO.	YEARS*
1. Bruce Matthews	Hous., Tenn.	14	1989-02
2. Reggie White	Phil., G.B.	13	1987-99
3. JUNIOR SEAU	SAN DIEGO	12	1992-03
Randall McDaniel	Minn., T.B.	12	1990-01

MOST APPEARANCES IN THE PRO BOWL SINCE 1970

PLAYER	TEAM(S)	NO.	YEARS*
1. Randall McDaniel	Minn., T.B.	12	1990-01
2. JUNIOR SEAU	SAN DIEGO	11	1992-02
Reggie White	Phil., G.B.	11	1987-93, 1994, 1996-97, 1999
Rod Woodson	Pitt., Balt., Oak.	11	1990-95, 1997, 2000-03
5. Lawrence Taylor	N.Y. Giants	10	1982-91
Ronnie Lott	S.F., Raiders	10	1982-85, 1987-92
Mike Singletary	Chicago	10	1984-93
Jerry Rice	S.F., Oak.	10	1987-88, 1990-94, 1996, 1999, 2003
Bruce Matthews	Hou., Tenn.	10	1989-95, 1997, 2000, 2002

* Indicates year game was played

longest such streak by an NFL player since 1970:

His 11 games played is tied for the second-most in the Pro Bowl since 1970:

2003 – Started all 15 games in which he played at weakside linebacker, was inactive for one, in his first season with the Dolphins . . . Finished second on the team with 133 tackles (81 solo) . . . Included in that total were three sacks, his most since he had 3.5 in 2000 . . . Of his tackle total, 12 resulted in lost yardage, the most on the team . . . It marked the ninth time in his career that he reached the 100-tackle mark . . . Recorded five double-digit tackle performances, including three when he led the team in tackles . . . Was a key addition to a defense that allowed an average of only 90.8 yards rushing per game, fourth-fewest in the AFC and fifth in the NFL, as the Dolphins were the only team in the league not to permit an individual 100-yard rusher . . . Average per rush attempt yielded of 3.3 was second in the NFL in '03 and was the best figure in Dolphins history . . . First sack as a Dolphin came vs. Buffalo (9/21) . . . Registered a season-high 16 tackles in 23-10 win at N.Y. Giants (10/5) as the Dolphins held the Giants to just 77 yards rushing and a 3.3 average per attempt . . . Left game early with a left hamstring injury and was inactive the following week at Jacksonville (10/12) . . . Tied for

second on the team with nine tackles in Monday night game again his former team, San Diego, in Tempe, Ariz., as the Dolphins limited the Chargers to 250 yards of total offense . . . Also came up with sacks vs. Baltimore (11/16) and at Dallas (11/27) . . . Following the season, was voted by his teammates as the winner of the 2003 Leadership Award.

2002 – Started all 13 games at weakside linebacker . . . Was inactive for three contests with an ankle injury . . . Finished the year with 84 tackles, 1.5 sacks, one interception, seven passes defended and one forced fumble . . . Was selected to 2002 AFC Pro Bowl squad for the 12th time in his career in his final season with the Chargers. . . Did not play in the game, however, due to ankle surgery . . . Was chosen by teammates as the recipient of the Emil Karas Award as the team's Most Inspirational Player . . . Had best overall game of the year in the season's second week when he posted seven tackles, an interception, a sack and two passes defended vs. Houston (9/15) . . . Was named AFC Co-Defensive Player of Month for September . . . Finished the month with 26 tackles, an interception, one sack and four passes defended . . . Was inactive for games vs. Denver (10/6) and at Oakland (10/20) with an ankle injury . . . Established a season-high with ten tackles against San Francisco (11/17) . . . Game at Miami (11/24) was the 196th of his career during the regular season, moving him past Doug Wilkerson into second on the Chargers' all-time list for games played . . . Led team with 10 total tackles and had a half-sack at Buffalo (12/15) . . . Final game as a Charger, at Kansas City (12/22), was the 200th of his career, tying him with Russ Washington for the most regular season games played in team history . . . Was inactive for season finale vs. Seattle (12/29) due to continuing ankle injury.

2001 – Started all 16 games at weakside linebacker . . . Was the team's second-leading tackler with 96 stops . . . Added a sack, an interception, six passes defended and two forced fumbles . . . Was voted to a Chargers team-record 11th consecutive Pro Bowl, as a reserve . . . Was named Chargers' Most Valuable Player for fifth straight season . . . Accounted for only interception of the year vs. Cincinnati (9/30) . . . Lone sack of the year came vs. Buffalo (10/28) . . . Led club with 11 tackles vs. Arizona (11/25) in the 182nd game of his career, as he moved past Dan Fouts into third on the team's career list for games played.

2000 – Opened all 16 contests at weakside linebacker . . . Ranked second on the team in tackles (122), passes defended (11) and interceptions (two) . . . Was sixth on the team with 3.5 sacks . . . 11 passes defended tied a career-high that he first set in 1993 . . . Earned his 10th consecutive Pro Bowl selection and his eighth as a starter . . . Also was named the team's Most Valuable Player . . . Was selected as an Associated Press All-Pro and was chosen as the NFL Alumni Association's Linebacker of Year . . . Was named to NFL's All-Decade Team for 1990s and Chargers 40th Anniversary All-Time Team . . . Collected 15 tackles vs. New Orleans (9/10) . . . Racked up a season-high 16 tackles at Baltimore (12/10).

1999 – Started all 14 games in which he played at an inside linebacker spot . . . Was inactive for two games . . . Led team with 99 tackles, marking the eighth time in his career and the eighth time in the last nine seasons that he held this spot . . . Also had 3.5 sacks, an interception, nine passes defended, a fumble recovery and a forced fumble . . . Also saw action on offense at H-Back in short-yardage and goal-line situations, catching two passes for eight yards . . . Earned his ninth consecutive Pro Bowl bid, as a reserve on the AFC squad . . . Was recognized as the team's Most Valuable Player for the third straight year . . . Captured Defensive Player of Year (David Griggs Memorial Award) honors for second year in a row . . . Garnered second team All-Pro honors from the Associated Press and College & Pro Football Newsweekly . . . Led team in tackles in seven games and was tied for team lead on one other occasion . . . Recorded double-digit tackle totals in four contests . . . Opened season at Cincinnati (9/13) by recording four tackles and forcing a fumble on a sack, which Gerald Dixon scooped up and returned 27 yards for touchdown . . . Set season highs with 12 tackles and two sacks in 20-10 win at Detroit (10/10) . . . His sack total in that game tied a career-high that he had attained on three previous occasions . . . Tied season high with 12 tackles at Oakland (11/14) . . . Helped seal the Chargers' 23-20 victory over Raiders (12/26) with team-high seven tackles, an interception and a sack . . . Caught first-career NFL pass, good for two yards from Jim Harbaugh, vs. Chicago (11/21) . . . Also caught a six-yard pass from Harbaugh the following week at Minnesota (11/28) . . . Was inactive for games vs. Cleveland (12/5) and finale at Denver (1/2/00).

1998 – Started all 16 games at an inside linebacker spot . . . Led the team with 115 tackles, representing the seventh year in a row that he led the team in tackles . . . Also had 3.5 sacks,

one forced fumble, two fumble recoveries and seven passes defended . . . Named to his eighth consecutive Pro Bowl, his seventh as a starter . . . Voted by his teammates as Chargers' Most Valuable Player and Defensive Player of Year . . . National honors included All-Pro first team by Associated Press, Pro Football Weekly and The Sporting News . . . Also was named AFC Defensive Player of the Year by the Touchdown Club of Columbus (Ohio) and the Committee of 101 in Kansas City, Missouri . . . Led the Chargers in tackles in five games and tied for team lead three times . . . Tallied a season and team-high 12 tackles vs. N.Y. Giants (9/27) . . . Also led Chargers with 10 tackles in 13-10 win over Philadelphia (10/18).

1997 – Started all 15 games in which he played at an inside linebacker spot . . . Was second on the club with 97 tackles . . . Tied a personal-high with seven sacks, a figure he first achieved the previous year . . . Also tied for team lead with two interceptions and added two fumble recoveries, a forced fumble and six passes defended . . . Was named to his seventh consecutive Pro Bowl, as a reserve . . . Was voted by his teammates as the team's Most Valuable Player and Most Inspirational Player . . . Led team in tackles three times . . . Recorded 10 or more tackles in three games . . . Missed season-opener at New England (8/31) while recovering from arthroscopic knee surgery that he underwent on August 4 . . . Returned to the lineup at New Orleans (9/7) and led the club with 11 tackles, including a sack . . . Came up with his first interception of season the following week vs. Carolina (9/14) . . . Despite playing with broken big toe on his left foot, led team with nine tackles, to go along with his fourth sack of year and one forced fumble, as the Chargers held Raiders to 13 yards rushing in San Diego's 25-10 win at Oakland (10/5) . . . The 13 yards rushing allowed was the second-best defensive performance in team history . . . Turned in 10-tackle performance vs. Oakland (11/16) . . . Led team with a season-high 13 tackles, in addition to his seventh sack of season, at San Francisco (11/23).

1996 – Opened all 15 games in which he played at an inside linebacker spot . . . Led team in both tackles (138) and sacks (7) . . . Also collected two interceptions, three fumble recoveries, a forced fumble and seven passes defended . . . Was named to his sixth consecutive Pro Bowl, all as a starter . . . Was voted a defensive captain by his teammates . . . Earned All-Pro honors from the Associated Press, The Sporting News and Football Digest . . . Garnered All-AFC honors from Football News and United Press International . . . Led team in tackles on eight occasions . . . Posted double-digit tackle totals in seven contests . . . Was named AFC Defensive Player of Week after recording a team-high 12 tackles, two interceptions that both led to touchdowns, one sack and two passes defended in the Chargers' 22-19 win over Kansas City (9/29) . . . Both interceptions in the game came off Steve Bono passes . . . Was inactive at Seattle (10/27) . . . Also was named AFC Defensive Player of Week when he posted five tackles, a pair of sacks, a pass defended and one forced fumble in a 26-19 win at Indianapolis (11/3) . . . Produced a season-high 15 tackles vs. Tampa Bay (11/17) . . . Notched 14 tackles in three-consecutive games, including vs. New England (12/1), at Pittsburgh (12/8) and at Chicago (12/14).

1995 – Started all 16 regular season games at an inside linebacker spot . . . Topped team's tackle chart with 129 stops . . . Also compiled two sacks, a pair of interceptions, three fumble recoveries, a forced fumble and eight passes defended . . . Was voted to his fifth consecutive Pro Bowl, all as a starter . . . Earned All-Pro honors from the Associated Press, Football Digest, The Sporting News and USA Today . . . Led team in tackles in seven of 17 games played, including playoffs . . . Registered 10 or more tackles in six games . . . Led Chargers with 12 tackles (all solo) and scored his first career touchdown on a 29-yard fumble return in Chargers' 27-17 win at Philadelphia (9/17) . . . Led team for second consecutive week with 11 tackles in a 17-6 victory over Denver (9/24) . . . With San Diego needing a win in season finale at N.Y. Giants (12/23) to secure a playoff berth, came up with his biggest game of the season by leading team with a season-high 13 tackles . . . Late in game, pressured Giants quarterback Dave Brown into throwing a pass that Shaun Gayle intercepted and returned 99 yards for a touchdown in 27-17 win . . . Led Chargers with 11 tackles and recorded first career postseason interception in Divisional Playoff game vs. Indianapolis (12/31) when he picked off a Jim Harbaugh pass.

1994 – Started all 16 games and registered a career-high 155 tackles . . . Finished with 5.5 sacks, three fumble recoveries, a forced fumble and three passes defended . . . Was named to his fourth consecutive Pro Bowl, all as a starter . . . Had eight regular season games and two postseason contests with 10 or more tackles . . . Led team in tackles in 14 of San Diego's 19 games . . . Won numerous postseason awards as well, including the True Value Hardware NFL Man of Year and NFL's Linebacker of Year by National Football League Players

Association for the second straight season . . . Also was a first-team All-Pro selection by the Associated Press, College & Pro Football Newsweekly, Football Digest, Pro Football Weekly/Pro Football Writers of America and The Sporting News . . . Earned first team All-AFC honors from Football News and United Press International . . . Played the second half of the regular season and all of the postseason with extremely painful pinched nerve in neck . . . Opened the season with a tremendous game, as he tallied 14 tackles while also hauling in game-ending loose ball, which slipped out of John Elway's hand, to preserve the Chargers' 37-34 come-from-behind win at Denver (9/4) . . . Notched 10 tackles, a sack and pressured Seahawks quarterback Rick Mirer into throwing an interception which was returned by Stanley Richard for touchdown, in the Chargers' 24-10 win at Seattle (9/18) . . . Established a career-high with two sacks at L.A. Raiders (9/25) . . . Set a career high with 19 tackles, including a sack, vs. Denver (10/23) . . . Sustained a pinched nerve at New England (11/20) and played the rest of the season with the injury . . . Started all three playoff games and compiled 31 tackles, a sack and two passes defended . . . Turned in an outstanding effort in AFC Championship Game at Pittsburgh (1/15/95) as he collected 16 tackles in San Diego's 17-13 win when Chargers held Steelers to 66 net rushing yards . . . Registered 11 tackles and a sack in Super Bowl XXIX vs. San Francisco (1/29/95) at Pro Player Stadium.

1993 – Started all 16 games . . . Led team with 129 tackles, including 19 stops behind line of scrimmage, also a team-best . . . Was third on the squad with 11 passes defended . . . Added a pair of interceptions, a fumble recovery and a forced fumble . . . Made his third consecutive trip to Pro Bowl - all as a starter - and was selected as the team's co-Most Valuable Player . . . Also was chosen as the NFL Players Association's Linebacker of Year . . . Was named to All-Pro teams by Associated Press, Football Digest, Pro Football Writers of America, The Sporting News, College & Pro Football Newsweekly and Sports Illustrated . . . Was selected to All-AFC team by United Press International and Football News . . . Was the Chargers' Edge Man of Year recipient . . . Led team in tackles in 11 of 16 games on the season . . . Earned AFC Defensive Player of Week accolades for his performance vs. Houston (9/19) when he posted a team-high seven tackles, two passes defended and two interceptions . . . Both interceptions led to scores . . . Tallied a season-high 13 tackles vs. L.A. Raiders (11/21) and vs. Green Bay (12/12).

1992 – Started all 15 games in which he played . . . Leader of a defense that ranked second in the AFC and fourth in the NFL, allowing an average of only 264.2 yards per game, including only 87.2 on the ground . . . Topped team's tackle chart with 108 stops . . . Added 4.5 sacks, two interceptions, 10 passes defended, one forced fumble and one fumble recovery . . . Was voted to start in his second straight Pro Bowl . . . Was voted NFL Defensive Player of Year by Football Digest, Football News and Newspaper Enterprise Association . . . Was selected as the AFC Defensive Player of Year by United Press International . . . Earned All-Pro recognition from Associated Press, Football Digest, The Sporting News and Pro Football Weekly . . . Led Chargers in tackles in eight regular season games and one postseason contest . . . Notched first NFL interception in season opener vs. Kansas City (9/6) as he picked off a Dave Krieg pass . . . Also had 1.5 sacks in the contest . . . Missed game at Indianapolis (10/18) with a groin injury . . . Recorded a season-high 11 tackles vs. Tampa Bay (11/22) . . . Snared second interception of the season at L.A. Raiders (12/20) . . . Recorded 26 tackles in two playoff contests, including Divisional game at Miami (1/10/93) when he set a career-high with 19 total stops.

1991 – Started all 16 games . . . Became Chargers' top defensive playmaker, as he recorded a team-high 129 tackles, while finishing second on squad with seven sacks . . . Also defended two passes . . . Was voted to his first career Pro Bowl, as he was chosen as a starter . . . Was the team's leading tackler for nine games . . . Had five contests in which he hit double figures in tackles, including a season-high 13 stops vs. L.A. Rams (10/13).

1990 – Started 15 of the 16 games in which he played as a rookie . . . Was the team's second-

COLLEGE

leading tackler with 85 total stops . . . Also had a sack and a pass defended . . . Was a second-alternate to the Pro Bowl . . . Was named to Football News' all-rookie team . . . Topped team's tackle chart three times over the course of the season . . . Notched a season-high 12 tackles,

including the first sack of his career, in finale at L.A. Raiders (12/30).

Lettered two years (1988-89) at USC . . . Was a unanimous first-team All-America choice in 1989 after recording 19 sacks and 27 tackles behind line of scrimmage . . . Posted six sacks in 1988 after sitting out the previous season under NCAA Proposition 48 rules . . . Majored in public administration.

Has three children: daughter, Sydney Beau (1993); sons Jake Ryan (1995) and Hunter Tiaina (2000) . . . Graduated from Oceanside (Calif.) High School, where he played linebacker and tight end as senior . . . Honors included CIF San Diego Section Defensive Player of Year; All-State and USA Today All-USA honorable mention; All-North County and Avocado League Offensive Player of Year as senior and Parade Magazine's All-America Team . . . Also was the San Diego Section Basketball Player of Year and the Avocado League shot put champion his senior year . . . Was a member of California's All-Academic team with 3.6 grade point average . . . Started The Junior Seau Foundation in 1992 (website: www.juniorseau.org) . . . The Foundation's mission is "To educate and empower young people through the support of child abuse prevention, drug and alcohol awareness, recreational opportunities, anti-juvenile delinquency efforts and complimentary educational programs" . . . Distributed \$1,093,761 from January, 2003-June, 2005 to organizations and programs serving children (includes annual funding of endowment) . . . Funded two youth athletic fields in San Diego: the Junior Seau Sports Complex and the Junior Seau Foundation Field at Polinsky Children's Center . . . Funded athletic court at Camp Hope for the San Diego Family Justice Center . . . Spokesman for San Diego City Schools breakfast program for disadvantaged children . . . The "Junior Seau says it's Time for Breakfast" program was launched in 2004 . . . Seau's Foundation donated \$9,000 to provide breakfasts for kids missing the guideline for city/state funding . . . The Foundation received the Community Award for Outstanding Service to Children and Families by the Department of Child and Family Development of San Diego State University in 2003 . . . In San Diego, the Foundation takes 200 underprivileged children from local Boys and Girls Clubs holiday shopping for gifts for their loved ones in the annual Shop with a Jock™ program . . . Each child receives a \$100 gift certificate and SHOPS with either a professional or collegiate athlete . . . In 2003, the Junior Seau Foundation extended Shop with a Jock™ to Miami where Junior and his Miami Dolphins teammates take 200 children from the South Florida area shopping on two different occasions (Christmas and Thanksgiving) . . . The Junior Seau Celebrity Golf Classic is the Foundation's major fundraising event . . . Held at La Costa Resort & Spa in San Diego, it is widely recognized as one of the premier events in Southern California . . . The three-day event includes a Golf Tournament, Team Seau Dinner & Auction and Legends Party at SEAU'S The Restaurant . . . Attended by many active and retired players from the NFL and media personalities . . . In addition, a Legend of the Year is honored for commitment to family, to community and to sportsmanship . . . Past Legends include Sid Brooks, Lance Alworth, Sid Gillman, Don Coryell, Marcus Allen and Deacon Jones . . . The Foundation also holds an Annual Teammates Luncheon, which honors a sports teammate for work on and off the field . . . Past honorees include Doug Flutie, Rodney Harrison, Drew Brees and LaDainian Tomlinson with a portion of the proceeds directed to honoree's foundation or favorite charity . . . The Foundation's Scholars of Excellence Program (funded by the NFL) has awarded more than 200 scholarships to college-bound students . . . In 2004, more than 206 college bound seniors applied for the 16 available scholarships . . . On Thanksgiving Day, dinner is prepared and served at SEAU'S The Restaurant for 600 residents of homeless shelters, victims of domestic violence, military families, and families from local Boys & Girls Clubs . . . Among the honors Seau has received for his charitable endeavors include the True Value Hardware NFL Man of Year, (1994); National Boys and Girls Clubs Hall of Fame (1999); San Diego Hall of Champions Professional Star of the Year, (1992); Christian Okoye's Humane Award (2004); NFL United Way representative (San Diego Chargers: 1992 and 1999); JB Award which recognizes NFL players for dedication to build better families and stronger communities (2005) . . . One of 100 most influential Asian Americans (1990s) by A Magazine; Spokesman for the National Beer Wholesaler's Association appearing on national PSA's to curb underage drinking and stop illegal alcohol consumption among youth; The 2003 Spirit of San Diego Award from the San Diego Chamber of Commerce for community commitment and leadership . . . This past May, the Foundation was honored by President George W. Bush in the East Room at the White House with the "Volunteer Service Award," as part of the Asian Pacific American Heritage Month celebration . . . Junior was on hand to personally accept the award . . . Opened SEAU'S The Restaurant in 1996, which consistently has been voted San Diego's most popular sports-themed restaurant . . . SEAU'S has been featured in People Magazine (2002 Super Bowl edition), USA Today, Westways (May 2003), and was featured on the cover of San Diego

JUNIOR ACHIEVEMENTS

- Was selected by San Diego with the fifth overall pick of the 1990 NFL Draft. Of the 27 first-round draft choices that year, he is the only one currently active in the NFL. In fact, he is one of only three from that draft, along with Carolina WR Ricky Proehl (3rd round, Phoenix) and Baltimore K Matt Stover (12th round, N.Y. Giants).
- Voted to a Chargers team-record 12 consecutive Pro Bowls (1991-2002 seasons), as he became just the fourth NFL player since 1970 to be selected 10 or more straight times to the Pro Bowl, joining Randall McDaniel (12), Mike Singletary (10) and Lawrence Taylor (10) for that honor.
- With the Dolphins, was voted by his teammates as the winner of the club's Leadership Award in 2003 and 2004.
- Was named the NFL Alumni Association's Linebacker of the Year in 2000.
- In 2000, was named to the Chargers' 40th Anniversary Team.
- Was named to the All-Decade Team of the 1990s by the Pro Football Hall of Fame.
- Was selected the Chargers' Most Valuable Player five straight seasons (1997-01), while he shared the award with Leslie O'Neal in 1993.
- Was the Chargers' Defensive Player of the Year twice (1998-99).
- Was voted by his teammates as the Chargers' Most Inspirational Player in 1997.
- Has been a first-team All-Pro pick by the Associated Press six times during his career (1992-94, 1996, 1998, 2000), and was a second-team selection on two occasions (1995, 1999).
- Has been a first-team All-Pro selection by College & Pro Football Newsweekly twice (1992, 1994) and a second-team pick three times (1993, 1995, 1999).
- Has been a first-team All-Pro pick by Pro Football Weekly on four occasions (1992, 1994-95, 1998).
- Has been a first-team All-Pro choice by the Pro Football Writers of America four times (1992-95).
- Was a first-team All-Pro selection by USA Today in 1996.
- Has recorded 10 or more tackles in a game 59 times.
- Has led team in tackles in 89 of his 223 career regular season games.
- Led the Chargers in tackles in eight of his 13 NFL seasons.
- Has averaged more than 115 tackles a season and more than seven tackles a game over his career.
- Is tied for first on San Diego's all-time list for games played with 200.
- Registered 47 sacks during his tenure with San Diego, third on the Chargers' all-time list.
- For his philanthropic efforts, was named the NFL Man of the Year in 1994.

JUNIOR SEAU'S NFL REGULAR SEASON STATISTICS

YEAR	TEAM	G-S	TACK.	ASST.	TOTAL	FUM. REC.	FOR. FUM.	QB SACK	YDS LOST
1990	San Diego	16-15	61	24	85	0	0	1	12.0
1991	San Diego	16-16	111	18	129	0	0	7	42.0
1992	San Diego	15-15	79	23	102	1	1	4.5	22.0
1993	San Diego	16-16	108	21	129	1	1	0	0.0
1994	San Diego	16-16	124	31	155	3	1	5.5	27.5
1995	San Diego	16-16	111	18	129	3	1	2	10.0
1996	San Diego	15-15	110	28	138	3	1	7	41.0
1997	San Diego	15-15	84	13	97	2	1	7	40.0
1998	San Diego	16-16	92	23	115	2	1	3.5	29.0
1999	San Diego	14-14	75	24	99	1	1	3.5	32.0
2000	San Diego	16-16	103	19	122	0	1	3.5	10.5
2001	San Diego	16-16	84	12	96	0	2	1	6.0
2002	San Diego	13-13	60	24	84	0	1	1.5	8.5
2003	Miami	15-15	81	52	133	0	0	3	13.0
2004	Miami	8-8	40	28	68	1	0	1	7.0
15-YEAR TOTALS		223-222	1323	358	1681	17	12	51	300.5

JUNIOR SEAU'S NFL PLAYOFF STATISTICS

YEAR	TEAM	G-S	TACK.	ASST.	TOTAL	FUM. REC.	FOR. FUM.	QB SACK	YDS LOST
1992	San Diego	2-2	23	3	26	0	0	0	0
1994	San Diego	3-3	25	6	31	0	0	1	4
1995	San Diego	1-1	9	2	11	0	0	0	0

ADDITIONAL STATS

Interceptions: 2 for 51 yards, long of 29 in 1992; 2 for 58 yards, long of 42 in 1993; 2 for 5 yards, long of 3 in 1995; 2 for 18 yards, long of 10 in 1996; 2 for 33 yards, long of 26 in 1997; 1 for 16 yards in 1999; 2 for 2 yards, long of 2 in 2000; 1 for 2 yards in 2001; 1 for 25 yards in 2002 for total of 15 for 210 yards, long of 42 (P-1 for 0 yards).

Passes Defended: 1 in 1990, 2 in 1991, 10 in 1992, 11 in 1993, 3 in 1994, 8 in 1995, 7 in 1996, 6 in 1997, 7 in 1998, 9 in 1999, 11 in 2000, 6 in 2001, 7 in 2002, (Miami) 2 in 2003, 1 in 2004 for total of 91 (P-5).

Defensive Touchdown: 1 fumble return in 1995


Receiving: 2 for 8 yards, 4.0 avg., long of 6 in 1999

SINGLE-GAME HIGHS

Most Tackles: 19, two times (last: vs. Denver, 10/23/94 - 16 solo, 3 assist)
Most Sacks: 2, four times (last: at Detroit, 10/10/99)
Most Sacks Yards: 20 vs. Kansas City, 9/6/92
Most Interceptions: 2 two times (last: vs. Kansas City, 9/29/96)
Interception Return Yards: 58 vs. Houston, 9/19/93

DOLPHINS AGAINST SUPER BOWL CHAMPS

Since 1970, the Dolphins own a 7-1 record in regular season home games against that year's eventual Super Bowl champion. Miami has defeated the 1970 Baltimore Colts (34-17), the 1985 Chicago Bears (38-24), the 1987 Washington Redskins (23-21), the 1998 Denver Broncos (31-21), the 2000 Baltimore Ravens (19-6), the 2001 New England Patriots (30-10) and the 2004 Patriots (29-28). Their only loss was a 19-13 overtime setback to New England on October 19, 2003.



Josh Shaw

Defensive Tackle • 75

Height/Weight.....6-3, 305
 Born9/17/79
 College.....Michigan State '02
 Acquired.....W (S.F.), 2004
 Signed Through.....2005
 NFL.....Third Season
 Dolphins.....Second Season



PRO CAREER

Career Transactions: Was a fifth-round draft choice (172nd overall) of San Francisco in 2002 . . . Was waived by the 49ers on October 6, 2003 . . . Was signed to San Francisco's practice squad on October 7, 2003 and then released on October 14 . . . Was signed to New Orleans' practice squad on October 22, 2003 before being released on October 30 . . . Was re-signed to the Saints' practice squad on November 6, 2003 and then waived on November 25 before being re-signed once again on December 4, 2003 . . . Signed with San Francisco as a free agent on February 4, 2004, before being waived by the team on September 7 . . . Was signed to Miami's practice squad on October 20, 2004 and then signed to the Dolphins' 53-man roster on November 19.

2004 – Was in training camp with San Francisco before being waived on September 7 . . . Was signed to the Dolphins' practice squad on October 20 where he remained for three games before being signed to the 53-man roster on November 19 . . . Played in a reserve role in five games, dressed but did not play in one and was inactive for another . . . Totaled seven tackles on the season, including a high of four vs. Buffalo (12/5).

2003 – Spent the first four games of the season on San Francisco's Reserve/Suspended list . . . After suspension was lifted, was waived by the 49ers on October 6 . . . Was then signed to San Francisco's practice squad on October 7 and then released on October 14 . . . Was signed to New Orleans' practice squad on October 22 before being released on October 30 . . . Was re-signed to the Saints' practice squad on November 6 and then waived on November 25 before being re-signed once again on December 4 . . . Overall, spent one game on San Francisco's practice squad and eight contests on New Orleans' practice squad.

2002 – Spent the first nine games of the season on San Francisco's Reserve/Non-Football Injury list with a knee injury that he sustained in his senior season of college, before being activated to the 53-man roster on November 13 . . . Went on to play in three games and was inactive for four . . . Registered three tackles and a sack . . . Made NFL debut, in a reserve role, vs. Seattle (12/1) . . . Recorded first NFL sack in game at Arizona (12/21) . . . Was inactive for both playoff games following the season.

FINS FACT

As a senior at Ft. Lauderdale's Dillard High School in 1997, Josh was recruited to play at Michigan State by current Dolphins Head Coach Nick Saban, who was in his third of a five-year stint as

COLLEGE

Was a four-year letterman for the Spartans (1998-2001) who started his final three years . . . Played in 41 games, including 28 starts, and recorded 214 tackles, 24 stops for loss, three sacks and three interceptions . . . Started the first seven games as a senior and was credited with 54 tackles and two interceptions before sustaining a severe knee injury against Michigan, causing him to miss the remainder of the year . . . Still earned first-team All-Big Ten accolades . . . Was an honorable mention All-Big Ten selection as a junior in 2000 when he posted 68 tackles, two sacks and a forced fumble . . . Shared the school's Outstanding Underclass Lineman Award as both a sophomore and junior . . . Majored in merchandising management.

PERSONAL

Single . . . Prepped at Dillard High School in Ft. Lauderdale . . . Was a second-team all-state selection and a first-team All-Broward County choice as a senior in 1997 . . . Notched more than 400 career tackles, including 35 sacks, during his career with the Panthers . . . This past offseason, helped put on the inaugural Pro Players Celebrity Basketball Game at his high school alma mater . . . The proceeds went to benefit the Al Blades Scholarship fund . . . Blades, a Plantation, Fla., native, played at the University of Miami and with the San Francisco 49ers before being killed in a 2003 auto accident . . . Has participated in the Dolphins annual charity fishing tournament, which benefits the Miami Dolphins Foundation . . . Born September 17,

JOSH SHAW'S NFL REGULAR SEASON STATISTICS


YEAR	TEAM	G-S	TACK.	ASST.	TOTAL	FUM. REC.	FOR. FUM.	QB SACK	YDS LOST
2002	San Francisco	3-0	3	0	3	0	0	1.0	5.0
2004	Miami	5-0	2	5	7	0	0	0.0	0.0



Wade Smith

Tackle • 74

Height/Weight.....6-4, 318
 Born4/26/81
 CollegeMemphis '03
 AcquiredD3, 2003
 Signed Through.....2006
 NFLThird Season
 DolphinsThird Season



PRO CAREER

CAREER TRANSACTIONS: Was the first of two third-round draft choices (78th overall) by the Dolphins in 2003, with a pick obtained from New England in exchange for a second-round selection in 2004.

2004 – Began the season as the starter . . . Opened the first two games of the year at left tackle . . . Was replaced in starting lineup by Damion McIntosh for week three game vs. Pittsburgh (9/26) . . . Played in a reserve role in games 3-6, was inactive for the final ten games of the year.

2003 – Moved into starting lineup at left tackle for second preseason game following ankle injury to Mark Dixon, and kept that spot for his entire rookie season . . . Became the second Dolphins rookie in the last four seasons (2000-03) to open all 16 games at tackle, as Todd Wade, a second-round selection, started every game on the right side in 2000 . . . Overall, was just the third rookie offensive tackle in team history to open every regular season contest, as Wade and Smith were joined by Richmond Webb, a first-round draft pick who started all 16 contests at left tackle in 1990 . . . Was a consensus all-rookie selection . . . Also was named the team's Newcomer of the Year in a vote of South Florida media.

FINS FACT

As if starting at left tackle in the NFL as a rookie is not hard enough, Wade spent the Tuesday prior to the Jacksonville game of 2003 getting married to his fiancée, the former Chareta Beckwith. The date was moved up after the two originally had planned a March, 2004 wedding.

COLLEGE


Was a four-year letterman (1999-2002) and two-year starter at Memphis . . . Began his career as a tight end before being moved to offensive tackle for his junior season . . . Started all 12 games at left tackle as a senior . . . Named a second-team All-Conference USA selection . . . Helped the offense average 361.2 yards per game while allowing only 18 quarterback sacks . . . Started all 11 games at right tackle as a junior . . . Named as the team's Offensive Lineman of the Year . . . Suffered a broken right thumb in the third game of season, against South Florida, and played the rest of the season with a protective cast . . . Played in all 11 games with five starts at tight end as a sophomore . . . Used mostly as a blocker in the Tigers' two-tight end set . . . Caught five passes for 25 yards . . . Played in every game with one start as a true freshman . . . Caught one pass for six yards . . . Earned starting assignment at tight end vs. Arkansas State . . . Holds B.S. degree in finance.

PERSONAL

Married during the 2003 season to Chareta, who played basketball at the University of Memphis . . . Has a son, Nicholas, and a daughter, Arissa . . . Resides in Dallas, Texas . . . Attended Lake Highlands High School in Dallas . . . Lettered for two seasons in football as a tight end . . . Helped his team to the area championship in 1997 and the regional title in 1998 . . . Had eight receptions for 108 yards as a junior . . . Was a high school teammate of Arizona Cardinals wide receiver Reggie Newhouse . . . Growing up, his favorite sports team was the Chicago Bulls and his favorite athlete was Jerry Rice . . . Lists "Friday" as favorite movie, "Law and Order" as favorite television show and "A Time to Kill" as favorite book . . . Full name is Wade L. Smith, born April 26, 1981 in Dallas.

WADE SMITH'S NFL REGULAR SEASON STATISTICS


GAMES/STARTS: 2003: 16/16, 2004: 6/2 **2-YEAR TOTALS:** 22/18



Donnie Spragan

Linebacker • 59

Height/Weight.....6-3, 242
Born7/12/76
CollegeStanford '99
AcquiredUFA (Den.), 2005
Signed Through.....2006
NFL.....Fifth Season
DolphinsFirst Season



PRO CAREER

CAREER TRANSACTIONS: Signed a two-year contract with the Dolphins as an unrestricted free agent from Denver on March 11, 2005 . . . Originally entered the league as an undrafted college free agent with New Orleans in 1999 . . . Spent the entire '99 season on injured reserve . . . Was waived by the Saints on August 22, 2000 . . . Went to camp with Green Bay in 2001 and was released by the Packers on September 1, 2001 . . . Signed to Cleveland's practice squad on October 2, 2001 before being released on October 31 . . . Was signed to Denver's practice squad on December 11, 2001.

FINS FACT

As a youngster growing up in the Northern California town of Union City, Donnie worked at the Star and Star Restaurant, an establishment in Oakland owned by

2004 – Started 14 of the 16 games in which he played at strongside linebacker for the Broncos . . . Recorded 65 tackles, a sack, a fumble recovery and a forced fumble . . . Tackle total ranked seventh on the squad . . . Had five tackles and a forced fumble at Jacksonville (9/19) . . . Initial sack of NFL career occurred at Oakland (10/17) when he also notched five tackles as the Broncos held the Raiders to 145 yards of total offense . . . Recovered a Justin Fargas fumble vs. Oakland (11/28) . . . Did not start games at San Diego (12/5) and at Tennessee (12/25) when Broncos opened in nickel defense . . . Posted a season-high eight stops at Kansas City (12/19) . . . Started First-Round Playoff game at Indianapolis (1/9/05) and was credited with five tackles on defense and two more on special teams.

2003 – Started eight of the 16 games in which he played and was third on team with 76 total tackles . . . Added a fumble recovery, six passes defended and nine stops on special teams . . . Opened the final eight games of year at weakside linebacker following season-ending injuries to Ian Gold (knee) and John Mobley (neck) . . . First action on defense came in first quarter vs. Pittsburgh (10/12) after Gold left the game with an injury . . . Responded with 12 tackles in Steelers contest, a 17-14 Broncos win in which they held the Steelers to 215 yards of total offense . . . Initial start of NFL career came vs. New England (11/3) . . . Registered a career-high 13 tackles, a fumble recovery and two passes defended in 22-8 victory at Oakland (11/30) . . . Started First-Round Playoff game at Indianapolis (1/4/04) and was credited with five tackles.

2002 – Saw action in all 16 games in a reserve role . . . Tied for second on the squad with 13 special teams tackles . . . Had two special teams stops and a forced fumble of kick returner Marcus Knight at Oakland (12/22).

2001 – Went to camp with Green Bay and was released prior to the regular season . . . Signed to Cleveland's practice squad on October 2 before being released on October 31 . . . Was signed to Denver's practice squad on December 11 . . . Played with Amsterdam of the NFL Europe League in the spring of 2001 where he recorded 44 tackles, 3.5 sacks, two forced fumbles and a pass defended.

2000 – Was released by the Saints prior to the regular season.

1999 – Went to camp with New Orleans as an undrafted college free agent . . . Sustained a torn anterior cruciate ligament in his knee during the preseason and spent the entire year on

COLLEGE

injured reserve.

Was a three-year letterman (1996-98) at Stanford who started each of his final two seasons . . . Overall, started 21 of the 32 games in which he played and racked up 103 tackles, five sacks and three interceptions . . . Was an All-Pac-10 performer as a senior when he won the Jim Reynolds Award as the team's most inspirational senior . . . Played his freshman year of 1995 at Pacific before the school dropped its football program . . . Appeared in nine games and

PERSONAL

tallied 20 tackles and a fumble recovery that year . . . Earned his degree in civil engineering. Married . . . Attended Logan High School in Union City, Calif., where he was an all-league linebacker and quarterback . . . Also lettered three times in basketball and twice in track . . .

DONNIE SPRAGAN'S NFL REGULAR SEASON STATISTICS

YEAR	TEAM	G-S	TACK.	ASST.	TOTAL	FUM. REC.	FOR. FUM.	QB SACK	YDS LOST
1999	New Orleans				INJURED RESERVE				
2002	Denver	16-0	0	0	0	0	0	0	0
2003	Denver	16-8	56	20	76	1	0	0	0
2004	Denver	16-14	40	25	65	1	1	1	1

DONNIE SPRAGAN'S NFL PLAYOFF STATISTICS

YEAR	TEAM	G-S	TACK.	ASST.	TOTAL	FUM. REC.	FOR. FUM.	QB SACK	YDS LOST
2003	Denver	1-1	3	2	5	0	0	0	0
2004	Denver	1-1	2	3	5	0	0	0	0

ADDITIONAL STATS

Passes Defended: 6 in 2003, 3 in 2004 for total of 9

Special Teams Tackles: 13 in 2002, 9 in 2003, 2 in 2004 for total of 24

Special Teams Fumble Recoveries: 1 in 2003

Special Teams Forced Fumbles: 1 in 2002

John St. Clair

Tackle • 70

Height/Weight 6-6, 318
Born 7/15/77
College Virginia '00
Acquired UFA (St.L.), 2004
Signed Through 2005
NFL Sixth Season
Dolphins Second Season



PRO CAREER

CAREER TRANSACTIONS: Was a third-round draft choice (94th overall) of St. Louis in 2000 . . . Signed to a two-year contract by the Dolphins as an unrestricted free agent from St. Louis on March 12, 2004.

FINS FACT

In college, John participated in the University of Virginia's "Buddy Program", where he served as a big brother to a third-grade boy in Charlottesville.

2004 – Earned starting spot at right tackle in his first season with the Dolphins . . . Opened all 14 games in which he played at that spot, was inactive for two contests . . . Was inactive for games at New England (10/10) and at Buffalo (10/17) with knee and ankle injuries . . . Took part in every offensive snap in 12 of the 14 contests in which he appeared.

2003 – Played in all 16 regular season games and the Rams' lone playoff game in a reserve role.

2002 – After not seeing any regular season game action over his first two years in the league, started all 16 contests, including 13 at right tackle and three games at left tackle, in place of the injured Orlando Pace . . . Opened game vs. Oakland (10/13) at right tackle before moving over to left tackle following an injury to starter Grant Williams, who was filling in for Pace . . . Started at right tackle at Philadelphia (12/1) and then moved to left tackle after Pace left game with a torn right hamstring . . . Started each of the next three games (at Kansas City 12/8, vs. Arizona 12/15, at Seattle 12/22) at left tackle before moving back to the right side for season finale against San Francisco (12/30).

2001 – Was inactive for all 16 regular season and all three postseason contests.

2000 – Was inactive for all 16 regular season games and St. Louis' lone postseason matchup.

COLLEGE

Was a four-year letterman (1996-99) at Virginia who started at center each of his final two seasons . . . Was an first-team All-America selection as a center by College Football News and CNN/SI as a senior, adding second-team honors from Football News . . . Became the first center in school history to earn All-America honors . . . Also was a first-team All-Atlantic Coast Conference pick . . . Was the recipient of the Jacobs Blocking Trophy, given to the top offensive linemen in the conference . . . Graded out at 87.6% for blocking consistency as he registered 84 knockdowns . . . As a junior started 10 games and was named second team All-ACC . . . Was instrumental in helping to rejuvenate the Virginia rushing attack as the Cavaliers led the ACC in a variety of offensive categories, including rushing yards per game (213.1), rushing touchdowns (27), yards per rush (5.0), yards per play (6.1) and first downs per game (21.4) . . . Was a reserve tight end as a redshirt freshman in 1996 before being moved to the offensive line for his sophomore season . . . Graduated with degree in

PERSONAL

anthropology.

Married to Shannon . . . Earned four letters at tight end and defensive tackle at William Fleming High School in Roanoke, Va . . . As a senior was an All-America selection by Super Prep . . . Was also named to the Blue Chip Illustrated All-Regional team, rated one of the top 25 football players in Virginia by Roanoke Times and Charlottesville Daily Progress/Lynchburg News, selected all-district and was a Virginia High School League (VHSL) East-West All-Star game selection . . . Also lettered four times in track, earning all-district honors in the discus . . . Advanced to the state finals in discus all four years . . . Lettered twice in basketball as well . . . Was an honor roll student and member of the Beta Club and National Honor Society . . . Also was a member of the Spanish Honor Society . . . Currently has two classes remaining at

JOHN ST. CLAIR'S NFL REGULAR SEASON STATISTICS

GAMES/STARTS: 2000: 0/0, 2001: 0/0, 2002: 16/16, 2003: 16/0, (Miami) 2004: 14/14
5-YEAR TOTALS: 46/30

JOHN ST. CLAIR'S NFL PLAYOFF STATISTICS


GAMES/STARTS: 2000: 0/0, 2001: 0/0, 2003: 1/0 **PLAYOFF TOTALS:** 1/0

DOLPHINS RECORD WITH 70,000-PLUS FANS

The Dolphins owned a mark of 3-7 (3-4 at home and 0-3 on the road) in 2004 in games where the attendance was greater than 70,000. Overall since the club's inception in 1966, the Dolphins have a 116-73 (.614) record in regular season games where the attendance was greater than 70,000— 86-35 (.711) at home, 31-36 (.463) on the road and 1-2 (.333)

EIGHT TEAMS WINLESS IN MIAMI


Entering 2005, there are eight NFL teams that are winless against the Dolphins during the regular season in Miami. The Dolphins are 3-0 vs. Baltimore, 1-0 vs. Carolina, 6-0 vs. Denver, 4-0 vs. Detroit, 6-0 vs. Green Bay, 3-0 vs. New Orleans, and 4-0 vs. Washington. Jacksonville has yet to play a regular season game in Miami. Of these eight clubs, the



Jason Taylor

Defensive End • 99

Height/Weight.....6-6, 255
Born9/1/74
CollegeAkron '97
AcquiredD3a, 1997
Signed Through.....2009
NFLNinth Season
Dolphins.....Ninth Season



PRO CAREER

CAREER TRANSACTIONS: Was the first of four third-round draft choices (73rd overall) of the Dolphins in 1997 . . . Signed a six-year contract through the 2006 season on July 23, 2001 . . . Signed a three-year contract extension through the 2009 season on March 2, 2004.

CAREER PRO BOWL SELECTIONS: 3 (2000, 2002, 2004)

2004 – Started all 16 games at right end, one of only four Dolphins defenders to open every contest in '04, along with LB Morlon Greenwood, CB Sam Madison and SS Sammy Knight . . . Recorded a career-high 90 tackles, a figure which ranked fifth on the squad . . . Also registered 9.5 sacks, 42 QB hurries, three fumble recoveries, two forced fumbles and nine passes defended . . . Sack total led the team and tied for seventh in the AFC . . . Had at least one sack in seven games on the year . . . Had a season-high 10 tackles on two occasions; at Cincinnati (9/19) and at Denver (12/12) . . . Also came up with a sack and an interception of a Carson Palmer pass in the Bengals game . . . Had four tackles, a half-sack and a fumble recovery at Seattle (11/21) . . . Fumble recovery came in the first quarter when he recovered a Mack Strong fumble, which led to an A.J. Feeley seven-yard TD run six plays later . . . It also was the 17th fumble recovery of his career, as he tied Dick Anderson and Bob Baumhower for the Dolphins' all-time lead in that category . . . Registered a season-high three sacks at San Francisco (11/28), a figure that tied a single-game career-high achieved on three previous occasions, most recently on December 21, 2003 at Buffalo . . . Also defended two passes, recovered a fumble and forced a fumble in the Dolphins' 24-17 win over the 49ers . . . Forced fumble occurred when he stripped the ball from QB Tim Rattay in the fourth quarter, and Derrick Pope recovered, taking it in one yard for a touchdown . . . Earlier in the final quarter, recovered a Rattay fumble, leading to an Olindo Mare field goal . . . That was the 18th fumble recovery of his career, as he moved past Anderson and Baumhower as the Dolphins' all-time leader in that category . . . For his performance, was named AFC Defensive Player of the Week, the fourth such honor of his NFL career . . . In a vote of media and fans, was named the winner of the team's Dan Marino MVP Award for 2004 . . .

PRO BOWL: Was selected to the AFC Pro Bowl squad, the third such honor of his career . . . He was also picked as an AFC All-Star following the 2000 and 2002 seasons . . .

CONSECUTIVE GAMES PLAYED: Taylor enters the 2005 season having played and started in 82 straight games, a streak which dates back to 1999 . . . His streak of 82 starts in a row currently is the ninth-longest in club history . . . The last time he missed a regular season game was on December 19, 1999 when he was inactive for a contest against San Diego with a sprained ankle . . . In fact, Taylor has played in 102 of the last 103 league games . . . He has

FINS FACT

Jason has participated in numerous off-field events and charities throughout his NFL career. But the one that undoubtedly touched him the most was in May of 2003 when he and Zach Thomas visited various military bases throughout Germany, as part of a USO/NFL Tour. "It was one of the most unbelievable things I've done in my life," Taylor said. "It was a very emotional trip, really touching, sometimes tearjerking." After witnessing some of the things that he did, Taylor found a new perspective on the game that he plays for a living. "Football is like chess, not war," Taylor said. "What we do is a game. My job is important to a point. If I make a mistake or don't do my job, it's a touchdown for the other team. If they don't do their jobs, somebody gets killed. What these young men and women do is life and death. Nobody's dead if I make a

missed a total of only four regular season games in his career, with three of those coming in his rookie season of 1997 . . .

SACKS OVER THE LAST FIVE YEARS: Since 2000, Taylor has amassed 64 sacks, including double-digit totals on three occasions . . . His sack total over this five-year span is

MOST SACKS IN THE NFL OVER THE LAST FIVE SEASONS

(2000-04)

PLAYER, POS.	TEAM(S)	2000	2001	2002	2003	2004	5-YEAR TOTALS
1. Michael Strahan, DE	N.Y. Giants	9.5	22.5	11.0	18.0	4.0	65.0
2. JASON TAYLOR, DE	MIAMI	14.5	8.5	18.5	13.0	9.5	64.0
3. Simeon Rice, DE	Ariz., T.B.	7.5	11.0	15.5	15.0	12.5	61.5
4. Leonard Little, DE	St. Louis	5.0	14.5	12.0	12.5	7.0	51.0

second-most in the NFL, trailing only the Giants' Michael Strahan:

SACKS AMONG ACTIVE PLAYERS: Taylor's 80.5 career sacks is the fourth-highest total

MOST SACKS AMONG PLAYERS ACTIVE IN THE NFL IN 2004

PLAYER	TEAM(S)	YEARS	NO.
1. Michael Strahan	N.Y. Giants	12	118.0
2. Simeon Rice	Arizona, Tampa Bay	9	105.0
3. Kevin Carter	St. Louis, Tennessee	10	86.0
4. JASON TAYLOR	Miami	8	80.5
5. Hugh Douglas	Jets, Phil., Jack.	10	80.0
Jason Gildon	Pittsburgh	11	80.0

among active NFL players:

CAREER SACKS: During the 2003 season, Taylor became the Dolphins' career sack leader, as he surpassed Bill Stanfill's former team record of 67.5 . . . He achieved this feat

MIAMI DOLPHINS ALL-TIME SACK LEADERS

PLAYER	YEARS	NO.	PLAYER	YEAR	NO.
1. JASON TAYLOR	1997-2004	80.5	6. Trace Armstrong	1995-2000	56.5
2. Bill Stanfill	1969-76	67.5	7. Bob Baumhower	1977-86	39.5
3. Doug Betters	1978-87	65.5	Kim Bokamper	1977-85	39.5
4. Vern Den Herder	1971-81	64.0	9. A.J. Duhe	1977-84	38.5
5. Jeff Cross	1988-95	59.5	10. Manny Fernandez	1968-75	35.0

when he sacked Bills quarterback Drew Bledsoe for a four-yard loss in the second quarter on December 21, 2003 at Ralph Wilson Stadium:

SACKS BY QUARTERBACK: Taylor's 80.5 career sacks have been spread among 44 different quarterbacks . . . The quarterbacks against whom he has recorded the most sacks are Drew Bledsoe and Tom Brady, both of whom he has sacked 6.5 times . . . His total includes

TAYLOR'S CAREER SACKS BY QUARTERBACK

Drew Bledsoe (Buff.; N.E.): 6.5 sacks (3 on 12/21/03 (BUF); 2 on 12/1/02 (BUF); 0.5 on 11/21/99 (NE), 1 on 11/23/97 (NE))
 Tom Brady (New England Patriots): 6.5 sacks (1 on 10/7/01; 2 on 10/6/02; 1 on 10/19/03; 1.5 on 12/7/03; 1 on 12/20/04)
 Rob Johnson (Buffalo Bills): 6 sacks (3 on 12/3/00, 1 on 10/8/00, 2 on 9/13/98)
 Peyton Manning (Indianapolis Colts): 5 sacks (1 on 11/2/03; 1 on 12/10/01, 1 on 11/11/01, 1 on 12/17/00, 1 on 9/6/98)
 Vinny Testaverde (New York Jets): 4.5 sacks (0.5 on 9/14/03; 1 on 9/22/02; 1 on 10/23/00, 2 on 10/4/98)
 Rich Gannon (Oakland Raiders): 4 sacks (3 on 12/15/02, 1 on 10/31/99)

TAYLOR'S CAREER SACKS BY QUARTERBACK (Continued)

Chad Pennington (New York Jets): 3 sacks (1 on 11/10/02, 1 on 12/28/03, 1 on 10/3/04)
 Tim Rattay (San Francisco 49ers): 3 sacks (3 on 11/28/04)
 Tony Banks (Baltimore Ravens): 2.5 sacks (2.5 on 9/17/00)
 Drew Brees (San Diego Chargers): 2 sacks (2 on 11/24/02)
 Brian Griese (Denver Broncos): 2 sacks (2 on 10/13/02)
 Jim Harbaugh (Indianapolis Colts): 2 sacks (1 on 12/14/97, 1 on 8/31/97)
 Donald Hollas (Oakland Raiders): 2 sacks (2 on 12/6/98)
 Neil O'Donnell (Tennessee Titans; New York Jets): 2 sacks (1 on 9/9/01(TT), 1 on 10/12/97 (NYJ))
 Doug Pederson (Green Bay Packers; Philadelphia Eagles): 2 sacks (1 on 10/24/99 (PHI); 1 on 11/4/02 (GB))
 Jeff Blake (Baltimore Ravens): 1.5 sacks (1.5 on 11/17/02)
 Daunte Culpepper (Minnesota Vikings): 1.5 sacks (1.5 on 12/21/02)
 Alex Van Pelt (Buffalo Bills): 1.5 sacks (1.5 on 11/25/01)
 Charlie Batch (Detroit Lions): 1 sack (1 on 11/5/00)
 Steve Beuerlein (Carolina Panthers): 1 sack (1 on 11/15/98)
 Marc Bulger (St. Louis Rams): 1 sack (1 on 10/24/04)
 Quincy Carter (Dallas Cowboys): 1 sack (1 on 11/27/03)
 Stoney Case (Detroit Lions): 1 sack (1 on 11/5/00)
 John Elway (Denver Broncos): 1 sack (1 on 12/21/98)
 Brett Favre (Green Bay Packers): 1 sack (1 on 10/29/00)
 Glenn Foley (New York Jets): 1 sack (1 on 11/9/97)
 Matt Hasselbeck (Seattle Seahawks): 1 sack (1 on 10/28/01)
 Tim Hasselbeck (Washington Redskins): 1 sack (1 on 11/23/03)
 Byron Leftwich (Jacksonville Jaguars): 1 sack (1 on 10/12/03)
 Josh McCown (Arizona Cardinals): 1 sack (1 on 11/7/04)
 Luke McCown (Cleveland Browns): 1 sack (1 on 12/26/04)
 Donovan McNabb (Philadelphia Eagles): 1 sack (1 on 12/15/03)
 Jim Miller (Chicago Bears): 1 sack (1 on 12/9/02)
 Moses Moreno (San Diego Chargers): 1 sack (1 on 11/12/00)
 Carson Palmer (Cincinnati Bengals): 1 sack (1 on 9/19/04)
 Patrick Ramsey (Washington Redskins): 1 sack (1 on 11/23/03)
 Akili Smith (Cincinnati Bengals): 1 sack (1 on 10/1/01)
 Chris Weinke (Carolina Panthers): 1 sack (1 on 11/4/01)
 Travis Brown (Buffalo Bills): 0.5 sack (0.5 on 1/6/02)
 Chris Chandler (Atlanta Falcons): 0.5 sack (0.5 on 12/30/01)
 Trent Dilfer (Seattle Seahawks): 0.5 sack (0.5 on 11/21/04)
 Jon Kitna (Seattle Seahawks): 0.5 sack (0.5 on 9/3/00)
 Shaun King (Tampa Bay Buccaneers): 0.5 sack (0.5 on 12/10/00)
 Mike McMahon (Detroit Lions): 0.5 sack (0.5 on 9/8/02)

sacks against a pair of brother tandems, having recorded two sacks of the Hasselbecks (Tim and Matt, 1 each) and the McCowns (Josh and Luke, 1 each):

MULTIPLE SACK GAMES: In his career, Taylor has recorded 18 multiple-sack games (1.5 or more). . . He has amassed two or more sacks in a game 14 times in his career and the Dolphins have posted a record of 12-2 in those games . . .

CAREER FUMBLE RECOVERIES: In 2004, Taylor recovered three fumbles, giving him 19 for his career and moving him past Dick Anderson and Bob Baumhower into first on the Dolphins' all-time chart in that category . . . He tied the record of 17 when he recovered a Mack

MOST CAREER FUMBLE RECOVERIES IN DOLPHINS HISTORY

PLAYER	YEARS	NO.
1. JASON TAYLOR	1997-2004	19
2. Dick Anderson	1968-77	17
Bob Baumhower	1977-86	17
4. Vern Den Herder	1971-81	14
5. Larry Gordon	1976-82	12

Strong fumble at Seattle on November 21, 2004 . . . He eclipsed the mark the following week at San Francisco (11/28), when he recovered a Tim Rattay fumble:

CAREER TOUCHDOWNS: Taylor has four touchdowns in his career, all on fumble returns . . . The most recent came on a 34-yard fumble return on Thanksgiving Day at Dallas, on November 27, 2003 . . . The score occurred on the third play of the second half after Adewale Ogunleye sacked Quincy Carter, forcing the ball loose . . . Taylor's other career scores came on a one-yard touchdown return after recovering a Tom Brady fumble on October 7, 2001 against New England, a 29-yard touchdown return following an Akili Smith fumble at Cincinnati

MOST CAREER FUMBLE RETURNS FOR TD IN DOLPHINS HISTORY

PLAYER	YEARS	NO.
1. JASON TAYLOR	1997-2004	4
2. Bob Baumhower	1977-86	2
Liffort Hobley	1987-93	2

on October 1, 2000, and a four-yard TD return off of a Brian Griese fumble at Denver on

MOST CAREER TOUCHDOWNS BY A DOLPHINS LINEMAN

PLAYER	YEARS	NO.
1. JASON TAYLOR	1997-2004	4
2. Bill Stanfill*	1969-76	2
Bob Baumhower	1977-86	2

September 13, 1999 . . . His total of four is the most in Dolphins history:

MOST FUMBLE RETURNS FOR TOUCHDOWNS IN NFL HISTORY

PLAYER	YEARS	TEAM	NO.
1. Jessie Tuggle	1987-2000	Atlanta	5
2. JASON TAYLOR	1997-2004	MIAMI	4
Bill Thompson	1969-81	Denver	4
Derrick Thomas	1989-99	Kansas City	4
5. Many other players			3

His four fumble returns for touchdowns not only are the most-ever in team annals, but the four total scores represent the most all-time among Dolphins linemen:

In addition, Taylor's four fumble returns for touchdowns are tied for the second-highest total in NFL history:

CAREER INTERCEPTIONS: Taylor has come up with four interceptions in his career, the second-highest figure ever by a Dolphin defensive lineman, trailing only Kim Bokamper's six career interceptions.

2003 – Started all 16 games at right defensive end . . . Recorded 71 tackles (50 solo), 13 sacks for 70 yards in losses, six additional tackles for loss, two fumble recoveries, three forced fumbles, five passes defended and 36 quarterback hurries . . . Also recorded a safety on the season, the first of his career . . . Marked the fourth straight year in which he opened all 16 games . . . Sack total was second on the club, second in the AFC and fourth in the NFL . . . Registered 10.5 sacks over the final nine games of the season . . .

2003 GAME HIGHLIGHTS: Was credited with eight tackles and two forced fumbles at Jacksonville (10/12) . . . Registered three tackles, including a sack and a forced fumble, vs. New England (10/19), giving him 60.5 career sacks and moving him past Jeff Cross into sole spot of fourth on the Dolphins' all-time list . . . The following week, in Monday night game against San Diego (10/27) in Tempe, Ariz., posted a season-high nine tackles as the Dolphins held the Chargers to just 250 yards of total offense in a 26-10 win . . . Also registered the first safety of his career, as he tackled Chargers tackle Damion McIntosh in the end zone for a safety after McIntosh recovered a Drew Brees fumble resulting from a Rob Burnett sack . . . It was the first safety registered by the Dolphins since October 8, 2000 vs. Buffalo . . . Game vs. Indianapolis (11/2) marked the 100th of his career during the regular season . . . Tied a

season-high with nine tackles in 24-23 Sunday night victory over Washington (11/23) . . . Included in his total were two sacks, his first multiple-sack game of the season and the 15th of his career . . . It also began a string of six straight games in which he would record a sack . . . Both sacks in the Redskins game came on third-down plays, with the second occurring in the fourth quarter, and which was followed by the Dolphins' game-winning touchdown drive . . . For his performance in the Redskins contest, he was named as AFC Defensive Player of the Week for the week of November 23-24 . . . On Thanksgiving Day at Dallas (11/27), had two tackles, including one sack, as he tackled Cowboys quarterback Quincy Carter for an eight-yard loss . . . Also had one fumble recovery for a touchdown, when he recovered a Carter fumble forced by an Adewale Ogunleye sack and returning it 34 yards for a touchdown . . . Taylor's sack of Carter gave him 64.5 for his career, moving him ahead of Vern Den Herder into sole possession of third place among the Dolphins' all-time sack leaders . . . His fumble recovery for a touchdown was the fourth TD he scored on a fumble recovery in his career, moving him into a tie for second place in NFL history (along with Bill Thompson and Derrick Thomas) for most touchdowns scored on fumble recoveries, trailing only Jessie Tuggle . . . Produced five tackles, including three sacks at Buffalo (12/21) . . . Sack total tied a career high that he had achieved twice previously, most recently on December 15, 2002 against Oakland . . . All three sacks, which totaled 20 yards in losses, came against Drew Bledsoe . . . When he sacked Bledsoe for a four-yard loss in the second quarter, it gave Taylor 68 career sacks, breaking Bill Stanfill's former team record of 67.5 career sacks . . . Finished the season by recording four tackles and a sack vs. N.Y. Jets (12/28), the sixth game in a row in which he tallied a sack, tying for the second-longest sack streak in Dolphins history . . .

2003 NFL SACK LEADERS

PLAYER, POS.	TEAM	SACKS	PLAYER, POS.	TEAM	SACKS
1. Michael Strahan	N.Y. Giants	18.0	5. Leonard Little	St. Louis	12.5
2. Adewale Ogunleye	Miami	15.0	7. Michael Rucker	Carolina	12.0
Simeon Rice	Tampa Bay	15.0	Terrell Suggs	Baltimore	12.0
4. JASON TAYLOR	MIAMI	13.0	9. Bertrand Berry	Denver	11.5
5. Shaun Ellis	N.Y. Jets	12.5	Aaron Schobel	Buffalo	11.5

2003 SACK TOTAL: Taylor tallied 13 sacks in 2003, one year after he led the team and the NFL with 18.5 sacks . . . He became the first Dolphin to record double-digit sack totals in consecutive seasons since Jeff Cross had 10 in 1989 and 10.5 in 1990 . . . His sack total in 2003 ranked second in the AFC and fourth in the NFL:

CONSECUTIVE GAMES WITH A SACK: Taylor finished the 2003 season by recording a sack in each of the last six games . . . During this span, he accounted for 9.5 sacks . . . This streak is tied for the second-longest in Dolphins history, and Taylor now owns three of the four-longest such streaks in team history . . . He established the longest sack streak in team history with a sack in eight consecutive contests in 2002 . . .

SACK TANDEM: Along with DE Adewale Ogunleye's 15 sacks, Taylor was part of the top sack tandem in the NFL in 2003, 4.5 ahead of their nearest competitors . . . It was the second straight year that this tandem achieved this total and that they led the NFL . . . In addition,

TOP NFL SACK TANDEM IN 2003

TEAM	PLAYER	SACKS	PLAYER	SACKS	TOTAL
1. MIA.	ADEWALE OGUNLEYE (DE)	15.0	JASON TAYLOR (DE)	13.0	28.0
2. N.Y.G.	Michael Strahan (DE)	18.0	Kenny Holmes (DE)	5.5	23.5
3. Balt.	Terrell Suggs (DE)	12.0	Peter Boulware (LB)	8.5	20.5
Den.*	Bertrand Berry (DE)	12.0	Trevor Pryce (DE)	8.5	20.5
5. T.B.	Simeon Rice (DE)	15.0	Warren Sapp (DT)	5.0	20.0
St.L.	Leonard Little (DE)	12.5	Grant Wistrom (DE)	7.5	20.0

* Only one tandem per team is included, therefore it does not take into account Denver DE Reggie

Ogunleye led the AFC in sacks while Taylor finished second, marking just the third time since sacks became official in 1982 that teammates have finished 1-2 in a conference in sacks . . . They joined Carolina's Kevin Greene (14.5) and Lamar Lathon (13.5) in 1996, and the Dolphins' Trace Armstrong (16.5) and Taylor (14.5) in 2000:

With 28 sacks combined, Taylor and Ogunleye tied their own figure from 2002 as the third-highest total ever among Dolphins sack tandems . . . In addition, it is just the second time in Dolphins history that two players have accounted for double-digit sack totals . . . In 2000, DE Trace Armstrong tallied 16.5 sacks while Taylor notched 14.5 . . . Taylor now has been a part of three of the five highest single-season sack tandems in club history.

2002 – Started all 16 games at right defensive end . . . Along with CB Sam Madison and LB Zach Thomas served as a tri-captain on defense . . . Had 76 tackles, a team-high 18.5 sacks for 162.5 yards in losses, eight passes defended, seven forced fumbles and two fumble recoveries . . . Added one stop on special teams . . . Tackle total was good for fifth on the team

2002 NFL SACK LEADERS

PLAYER, POS.	TEAM	SACKS	PLAYER, POS.	TEAM	SACKS
1. JASON TAYLOR, DE	MIAMI	18.5	4. Andre Carter, DE	San Francisco	12.5
2. Simeon Rice, DE	Tampa Bay	15.5	Hugh Douglas, DE	Philadelphia	12.5
3. Dwight Freeney, DE	Indianapolis	13.0	6. 3 different players		12.0

and first among defensive linemen . . . Ranked first in the AFC and in the NFL in sacks, becoming the first Dolphin in club history to lead the NFL in sacks . . .

SACKS: With 18.5 sacks in 2002, Taylor became the first Dolphin ever to lead the NFL in this category . . . He tallied at least a half-sack in 12 of 16 contests, while accounting for 1.5 or more on seven occasions, including a season-high three vs. Oakland (12/15):

DOLPHINS SINGLE-SEASON SACK LEADERS

PLAYER	YEAR	NO.
1. JASON TAYLOR	2002	18.5
Bill Stanfill	1973	18.5
3. Trace Armstrong	2000	16.5
4. Doug Betters	1983	16.0
5. Adewale Ogunleye	2003	15.0
6. JASON TAYLOR	2000	14.5

With 18.5 sacks in 2002, Taylor tied for the highest single-season sack total in Dolphin history, along with Bill Stanfill, who also had 18.5 sacks in 1973 . . . Taylor tied Stanfill's club record when he shared a six-yard sack of Vikings quarterback Daunte Culpepper with Adewale Ogunleye at Minnesota on December 21 . . . Taylor owns two of the six highest single-season sack totals in club history:

CONSECUTIVE GAMES WITH A SACK: Included in Taylor's record-setting performance of 2002 was a streak of eight consecutive games (Games 8-15) that he recorded at least one

LONGEST SACK STREAKS IN DOLPHINS HISTORY (since 1982)

PLAYER	YEAR	STREAK	GAMES	1	2	3	4	5	6	7	8	TOT.
1. J. TAYLOR	2002	8	8-15	1.0	1.0	1.5	2.0	2.0	1.0	3.0	1.5	13.0
2. D. Betters	1983	6	7-12	2.0	2.0	1.0	1.0	1.0	1.0	-	-	8.0
J. TAYLOR	2000	6	5-10	1.0	1.0	1.0	1.0	2.0	1.0	-	-	7.0
J. TAYLOR	2003	6	11-16	2.0	1.0	1.5	1.0	3.0	1.0	-	-	9.5

sack, breaking the former club record of six consecutive games with at least one sack (since

LONGEST SACK STREAKS IN NFL HISTORY (since 1982)

PLAYER	TEAM(S)	STREAK	DATES OF STREAK
1. Simon Fletcher	Denver	10	11/15/92 – 9/20/93
2. Bruce Smith	Buffalo	9	11/16/86 – 10/25/87
Kevin Greene	S. F.-Carolina	9	12/7/97 – 10/18/98
4. JASON TAYLOR	MIAMI	8	11/4/02 – 12/21/02
8 by many other players, previously by Chicago's Roosevelt Colvin from 12/23/01 – 10/7/02			

1982), which was first set in 1983 by Doug Betters and then equaled by Taylor in 2000 . . . Taylor's streak was snapped when he was held without a sack in the season finale at New

TOP NFL SACK TANDEM IN 2002

TEAM	PLAYER	SACKS	PLAYER	SACKS	TOTAL
1. MIA.*	JASON TAYLOR (DE)	18.5	ADEWALE OGUNLEYE (DE)	9.5	28.0
2. T.B.*	Simeon Rice (DE)	15.5	Warren Sapp (DT)	7.5	23.0
3. Car.	Julius Peppers (DE)	12.0	Michael Rucker (DE)	10.0	22.0
4. Phil.*	Hugh Douglas (DE)	12.5	N.D. Kalu (DT)	8.0	20.5
5. Ind.	Dwight Freeney (DE)	13.0	Brad Scioli (DT)	7.0	20.0
	Wash. LaVar Arrington (LB)	11.0	Bruce Smith (DE)	9.0	20.0

* A player can only be included in one sack tandem. Therefore, it does not include Philadelphia DT Darwin

England on December 29 . . . During this eight-game span, Taylor totaled 13 sacks, including five contests in which he had more than one sack . . .

Taylor's streak of at least one sack in eight consecutive games is tied for the fourth-longest such streak in the NFL since the statistic became official in 1982:

SACK TANDEM: Along with DE Adewale Ogunleye's 9.5 sacks, Taylor was part of the top sack tandem in the NFL in 2002, five ahead of their nearest competitors:

PLAYER OF THE WEEK/MONTH: Taylor was named AFC Defensive Player of the Week on two occasions in 2002 . . . He was cited for his performances in wins at Denver (10/13) and vs. Oakland (12/15) . . . They marked the first two Player of the Week awards in his career . . . He also became the first Dolphins defensive lineman to earn Defensive Player of the Week accolades during the regular season since the award was instituted in 1984 (Trace Armstrong did win the honor following a 1999 First-Round Playoff game at Seattle) . . . With his two AFC Defensive Player of the Weeks awards in 2002, it marked the second straight year and the third time in the last four seasons that a Dolphin defender won AFC Defensive Player of the Week honors two or more times in the same season; cornerback Sam Madison earned the award on three occasions in 1999, while linebacker Zach Thomas won the award twice in 2001 . . . Taylor also was named AFC Defensive Player of the Month for both October and November . . . In three games in October, he had 15 tackles, four sacks for 52 yards in losses, two forced fumbles and a pass defended . . . It was Taylor's first Defensive Player of the Month Award of his career . . . Overall since the NFL first instituted the award in 1984, Taylor became the seventh Dolphin to be named AFC Defensive Player of the Month and the second lineman (defensive lineman Jeff Cross shared that award with linebacker John Offerdahl in October, 1990) . . . Followed that by being named as AFC Defensive Player of the Month for November . . . In four games in November, Taylor posted 15 tackles, 5.5 sacks for 33 yards in losses, two passes defended, and a forced fumble . . . It marked the first time ever that a player earned AFC or NFC Defensive Player of the Month honors in back-to-back months . . . It also is the first time that a Dolphin earned an NFL monthly award twice in the same season . . . In fact, only one other Dolphin, quarterback Dan Marino (November, 1986; October, 1988), has won a monthly honor twice in a career . . .

PRO BOWL: Was named as a starter to the AFC Pro Bowl squad, as he was joined on the team by six other Dolphins, the most in the AFC . . . It was his second time being named to the Pro Bowl team, along with his selection in 2000 . . . Along with Tim Bowens, who also was named to his second Pro Bowl team, Taylor and Bowens became the third and fourth Dolphin defensive linemen in club history to record multiple Pro Bowl appearances, joining Bob Baumhower (5 – 1979, 1981-84) and Bill Stanfill (4 – 1971-74) . . . The seven Pro Bowl selections by the Dolphins tied for the second-most in team history (2000), trailing only the eight that went following the 1984 season . . . Six of the seven selections were defensive players, the most in team history, surpassing the previous high of five from 2000 . . .

POSTSEASON HONORS: Earned numerous honors following the season . . . Was a first-team All-Pro selection by Associated Press, Sports Illustrated, Pro Football Weekly, Football Digest, The Sporting News and College & Pro Football Newsweekly . . . Also was named the Defensive Player of the Year by Sports Illustrated, Kansas City 101, and the Touchdown Club of Columbus (Ohio) . . . Was chosen as the Pass Rusher of the Year by the NFL Alumni Association . . . Along with Ricky Williams, was named as the team's co-MVP in a vote of South Florida media and fans . . . Was the winner of the team's Leadership Award, as voted on by his teammates . . .

GAME HIGHLIGHTS - VS. NEW ENGLAND (OCT. 6): Tied for second on the club with six tackles, including two sacks, as he tackled Patriots quarterback Tom Brady twice for a total of 22 yards in losses . . . It was his first multiple-sack game of the season and the eighth of his career . . . Also forced Brady to fumble on one of those sacks, which was recovered by

Adewale Ogunleye and led to a Dolphins touchdown . . .

AT DENVER (OCT. 13): Posted six tackles, including two sacks, as he tackled Broncos quarterback Brian Griese twice for a total of 30 yards in losses . . . It was his second multiple sack game of the season and the ninth of his career . . . Also added two passes defended and one forced fumble, when he stripped the ball from Mike Anderson on the Dolphins' one-yard line, which was recovered by Larry Chester . . . As a result of his play in that contest, he was named as AFC Defensive Player of the Week for the Games of October 13-14 . . . He became the first Dolphin to win a weekly award in 2002 . . . In addition, the AFC Defensive Player of the Week Award was the first weekly honor of Taylor's career . . . He also was the first Dolphins defensive lineman to earn Defensive Player of the Week accolades during the regular season since the award was instituted in 1984 (Trace Armstrong did win the honor following a 1999 First-Round Playoff game at Seattle) . . . Also earned a defensive game ball . . .

AT GREEN BAY (NOV. 4): Tallied three tackles including one sack, tackling Packers quarterback Brett Favre for an eight-yard loss, marking the first of eight straight games in which he recorded a sack . . .

VS. SAN DIEGO (NOV. 24): Had three tackles, including two sacks, tackling Chargers quarterback Drew Brees twice for a total of 16 yards in losses . . . His second sack of Brees in that contest gave him 50.5 sacks in his career, becoming the sixth Dolphin to record 50 career sacks . . . Was awarded a defensive game ball for his performance . . .

AT BUFFALO (DEC. 1): Registered four tackles, including two sacks, tackling Bills quarterback Drew Bledsoe twice for a total of 20 yards in losses . . .

VS. CHICAGO (DEC. 9): Had two tackles including one sack, as he dropped Bears quarterback Jim Miller for a seven-yard loss . . . It marked his sixth consecutive contest with at least one sack, tying the club record held by both Doug Betters (1983) and Taylor (2000) . . . Added one pass defended in the game . . .

VS. OAKLAND (DEC. 15): Finished second on the team as he tied a season-high with eight tackles . . . Included in that total were three sacks for a total of 25 yards in losses and two forced fumbles . . . All three sacks came against Raiders quarterback Rich Gannon, causing Gannon to fumble twice . . . Taylor's three sacks tied his single-game career high, which he first set on December 3, 2000 at Buffalo . . . It was the seventh straight game in which he recorded at least one sack, breaking the former club record of six straight games . . . For his performance, was named AFC Defensive Player of the Week, in addition to earning a defensive game ball . . .

AT MINNESOTA (DEC. 21): Notched seven tackles, 1.5 sacks for a total of seven yards in losses, one forced fumble, and one fumble recovery . . . It represented his eighth game in a row with at least one sack . . . Sacked Vikings quarterback Daunte Culpepper for a four yard loss, causing Culpepper to fumble . . . That sack of Culpepper gave Taylor 57.5 in his career and moved him past Trace Armstrong into fifth place among the Dolphins' all-time sack leaders . . . His shared sack of Culpepper gave him 18.5 sacks for the season, tying him for the Dolphins' all-time single season sack record along with Bill Stanfill, who had 18.5 sacks in 1973.

2001 — Started all 16 regular season games at right defensive end . . . Was fourth on the club with a career-high 86 tackles (60 total), which ranked first among the team's linemen and surpassed his previous career-high of 68 set in 2000 . . . Led team in sacks with 8.5 for 44.5 yards in losses and collected a team-best 25 quarterback hurries . . . Also produced an interception, four fumble recoveries including one for a touchdown, four forced fumbles and seven passes defended, which led Dolphins' linemen . . . Was named a second-team All-Pro by the Associated Press . . . Had five tackles, including a sack and a pass defended, in opener at Tennessee (9/9) . . . Recorded four tackles, a sack and two fumble recoveries vs. New England (10/7), when he picked up a loose ball at the Patriots' 1 and scored the third touchdown via a fumble return in his career . . . Posted a season-high nine tackles at N.Y. Jets (10/14) . . . Had eight tackles and a sack at Seattle (10/28) . . . Notched four tackles, a sack, a pass defended and a forced fumble vs. Carolina (11/4) . . . The sack in the Panthers contest was the 35th of his career, tying him with Manny Fernandez for ninth on the Dolphins' all-time chart . . . The following week at Indianapolis (11/11), tallied five tackles, a sack, a forced fumble and a fumble recovery . . . In the Colts game, recovered a Dominic Rhodes fumble at the Dolphins' 41 with 10:50 to play and Miami trailing 24-20 . . . The Dolphins then embarked on a seven-play drive which ended with a 29-yard TD pass from Jay Fiedler to Chris Chambers for the winning score in a 27-24 victory . . . Posted four tackles, a season-high 1.5 sacks and a forced fumble at Buffalo (11/25) . . . Recorded four tackles, a sack and an interception in Monday night win over Indianapolis (12/10), as he picked off a Peyton Manning pass . . . Had a half-sack in season finale vs. Buffalo (1/6/02), giving him 39.5 in his career and tying him with Kim Bokamper and Bob Baumhower for the sixth-highest total in Dolphins history . . .

Started First-Round Playoff game vs. Baltimore . . . Recorded 10 tackles (six solo) . . .

FUMBLE RECOVERIES: In 2001, Taylor recovered four opponents' fumbles, tied for the third-highest single-season total in franchise history . . . It marked the second year in a row that he recovered that many fumbles.

2000 – Started all 16 games at right defensive end . . . Registered 68 total tackles (46 solo), including 14.5 sacks for 92 yards lost . . . Also had an interception, four fumble recoveries, a forced fumble and five passes defended . . . Tackle total ranked sixth on the team and first among linemen . . . Sack total was second on the squad, trailing only DE Trace Armstrong, who tallied 16.5 . . . It also was the second-highest figure in the AFC and fifth in the NFL in 2000 . . .

SACKS: Recorded a sack in 11 of Miami's 16 games in 2000, including three contests with two or more . . . Sack total of 14.5 established a new career-high to that point, surpassing his previous best of nine, which he first set in 1998 . . . Taylor's sack total was the fourth-highest single-season figure in club history at that time, and now sixth . . .

SACK STREAK: Taylor recorded a sack in six straight games in 2000 (5-10), tying the Dolphins team record for most consecutive games with a sack to that point, and now the second-longest such streak . . . The record of six was first set by Doug Betters, who accomplished the feat in 1983 (games 7-12) . . . Taylor was one of two Dolphins to record sacks in four or more consecutive contests in 2000, as Trace Armstrong had one in each of

DOLPHINS MOST PRODUCTIVE SINGLE-SEASON SACK COMBINATIONS

TEAM	PLAYER	SACKS	PLAYER	SACKS	TOTAL
1. 2000	TRACE ARMSTRONG	16.5	JASON TAYLOR	14.5	31.0
2. 1973	Bill Stanfill	18.5	Vern Den Herder	10.0	28.5
3. 2002	JASON TAYLOR	18.5	ADEWALE OGUNLEYE	9.5	28.0
2003	ADEWALE OGUNLEYE	15.0	JASON TAYLOR	13.0	28.0
5. 1983	Doug Betters	16.0	Bob Baumhower	8.0	24.0

the first four outings . . .

SACK TANDEM: In 2000, Trace Armstrong (16.5) and Taylor (14.5) totaled 31 sacks, the

TOP NFL SACK TANDEM IN 2000

TEAM	PLAYER	SACKS	PLAYER	SACKS	TOTAL
1. MIA.	TRACE ARMSTRONG	16.5	JASON TAYLOR	14.5	31.0
2. T.B.	Warren Sapp	16.5	Marcus Jones	13.0	29.5
3. N.O.*	La'Roi Glover	17.0	Joe Johnson	12.0	29.0
4. Phil.	Hugh Douglas	15.0	Corey Simon	9.5	24.5
5. Pitts.	Jason Gildon	13.5	Joey Porter	10.5	24.0

* Only one tandem per team is included, and does not include Darren Howard of New Orleans (11 sacks)

highest sack total by a duo in Dolphins history . . . Armstrong and Taylor ranked first and second, respectively, in the AFC in sacks in 2000, marking only the second time since sacks became an official statistic in 1982 that teammates finished 1-2 in a conference in sacks . . .

DOLPHINS SINGLE-SEASON FUMBLE RECOVERY LEADERS

PLAYER	YEAR	NO.
1. Dick Anderson	1972	6
2. Bud Brown	1985	5
3. JASON TAYLOR	2000	4
JASON TAYLOR	2001	4
9 other times		4

In 1996, Carolina's Kevin Greene finished first in the NFC with 14.5 sacks while Lamar Lathon tied for second with 13.5 sacks:

Armstrong and Taylor's total of 31.0 sacks also were the most sacks by a tandem from the same team in the NFL in 2000:

FUMBLE RECOVERIES: Established a career high with four fumble recoveries in 2000, one of which he returned for a touchdown . . . The four fumble recoveries tied for the third-highest

single-season total in franchise history and were the most since Louis Oliver had four in 1996:

PRO BOWL: Was voted as a starter to the AFC Pro Bowl squad, the first such honor of his NFL career . . . Was one of seven Dolphins to be voted to the game, the most representatives from the Dolphins since the 1984 season . . . Was voted as a starter along with Armstrong, the first time that teammates have been chosen to start at defensive end in the Pro Bowl since the 1992 season (1993 Pro Bowl) when Philadelphia's Reggie White and Clyde Simmons were picked . . .

POSTSEASON HONORS: Following the season Taylor was selected as a first-team All-Pro by the Associated Press, Pro Football Weekly, The Sporting News and USA Today . . . Was a first-team All-AFC choice by Football News . . . Was a second-team All-Pro by College & Pro Football Newsweekly . . . Was named the Dolphins' Most Valuable Player in a vote of South Florida media and the fans . . . His sack of Akili Smith at Cincinnati (10/1/00) and subsequent forced fumble, fumble recovery and 29-yard touchdown return was voted as the Outstanding Defensive Play of the 2000 season in a vote of fans on NFL.com . . .

GAME HIGHLIGHTS: Against Baltimore (9/17), tallied six tackles, including 2.5 sacks, the second-highest single-game total of his NFL career and his fourth career game with two or more sacks . . . Part of a defensive effort that held the Ravens to six points and 262 total net yards in Miami's 19-6 victory . . . Had six tackles, a sack, a fumble recovery and a forced fumble, and was awarded a defensive game ball at Cincinnati (10/1) . . . That game began a streak of six consecutive contests in which he had at least one sack . . . The sack, fumble recovery and forced fumble all came on the same play as he stripped the ball from Bengals QB Akili Smith, picked it up at the Bengals' 29 and raced into the end zone as time expired in the first half . . . The touchdown brought the Dolphins to within three points of the lead at 13-10 . . . The play was voted as the best defensive play of the year in the NFL in a vote of fans on NFL.com . . . It was the second touchdown of Taylor's career, with the first being a four-yard fumble return for a score on September 13, 1999 at Denver after picking up a Brian Griese fumble . . . Notched five tackles, including a pair of sacks for the fifth multiple sack game of his career, at Detroit (11/5) . . . Had four tackles, a sack and a pass defended at San Diego (11/12) . . . It marked the sixth straight game in which he had a sack, tying Doug Betters' club record for most consecutive contests with a sack (now second) . . . At Buffalo (12/3), posted six tackles, including a career-high three sacks, surpassing his previous best of 2.5, which he accounted for in week three of the '00 season, against Baltimore . . . Earned a defensive game ball . . . Part of a defense that held Buffalo to just 196 yards of total offense . . . In season-ending win at New England (12/24), posted his first interception of the season and the second of his career, as he picked off a Drew Bledsoe pass in the second quarter and returned it two yards to the Patriots' 12, setting up an Olindo Mare field goal . . . Tallied three passes defended on the day . . . Started both playoff games following the 2000 season at right end . . . Collected nine tackles.

1999 — Started all 15 games in which he played at right defensive end . . . Was inactive for one contest . . . Finished the year with 55 total tackles (32 solo), 2.5 sacks for 19.5 yards in losses, one interception, two fumble recoveries, including one for a touchdown, and four passes defended . . . Also added seven special teams tackles over the course of the season . . . First NFL touchdown came in season-opener at Denver (9/13) when he recovered a Brian Griese fumble forced by Rich Owens and returned it four yards for a score . . . Had six tackles, a sack and a forced fumble vs. Philadelphia (10/24) . . . Posted a season-high seven tackles at Buffalo (11/14) . . . First career interception occurred when he picked off a Drew Bledsoe pass vs. New England (11/21) . . . Was inactive vs. San Diego (12/19) with a sprained right ankle sustained the previous week vs. N.Y. Jets . . . Started both playoff games following the 1999 season at right end . . . Totaled three tackles.

1998 — Played in all 16 regular season games, starting 15 of them . . . Opened 14 contests at right end and one on the left side . . . Finished with 52 total tackles, nine sacks for 37 yards lost, a team-high four forced fumbles and nine passes defended . . . Nine sacks were second on the club, trailing only Trace Armstrong's 10.5 . . . The total also was ninth-most in the AFC . . . Nine passes defended were fifth on the club and the most among linemen . . . Put together three multiple-sack games on the year . . . Played in a reserve role in season-opener at Indianapolis (8/31) due to a partial tear of the distal third of the sartorius tendon in his left knee (tendon located behind the knee) that he sustained during the preseason . . . Tallied three tackles and a sack in the Colts game . . . Notched seven tackles, including two sacks, vs. Buffalo (9/13), marking the first multiple-sack game of his career . . . His two sacks were among eight by the Dolphins that day, tied for the second-highest single-game total in club history . . . Posted three tackles, two sacks and a forced fumble at N.Y. Jets (10/4) . . .

Registered a season-high eight tackles and a pass defended vs. New England (10/25), when the Dolphins held the Patriots without a touchdown in a 12-9 overtime victory . . . Was awarded a defensive game ball for his performance . . . Recorded five tackles, a sack and two passes defended at Carolina (11/15) as the Dolphins held the Panthers without a touchdown in a 13-9 win . . . Was awarded a defensive game ball for his efforts in that contest as well . . . Had five tackles, two sacks and a forced fumble at Oakland (12/6) . . . His two sacks were among eight on the day by Miami as a team, tied for the second-highest single-game total in franchise history, as Taylor received a defensive game ball . . . Registered seven tackles and a sack vs. Denver (12/21) . . . Sustained a fractured right clavicle in the first half of season finale at Atlanta (12/27) . . . Was placed on Injured Reserve on December 29, and missed both of Miami's playoff games following the 1998 season.

ROOKIE SACK LEADERS

MOST SACKS BY A DOLPHINS ROOKIE

PLAYER	YEAR	SACKS
1. Bill Stanfill	1969	8.0
Lorenzo Bromell	1998	8.0
3. A.J. Duhe	1977	7.0
4. Marco Coleman	1992	6.0
5. JASON TAYLOR	1997	5.0

MOST SACKS BY AN NFL ROOKIE IN 1997

PLAYER	TEAM	SACKS
1. Peter Boulware	Balt.	11.5
2. Kenny Holmes	Tenn.	7.0
3. Mark Smith	Ariz.	6.0
4. JASON TAYLOR	MIA.	5.0
Derrick Rodgers	Mia.	5.0

1997 — Played in 13 games with 11 starts at right defensive end as a rookie . . . Was inactive for three contests with a fractured right forearm . . . Finished with 50 total tackles (43 solo), five sacks for 37 yards lost, two fumble recoveries, two forced fumbles and three passes

TOP NFL ROOKIE SACK TANDEM IN 1997

TEAM	PLAYER	SACKS	PLAYER	SACKS	TOTAL
Balt.	Peter Boulware	11.5	Jamie Sharper	3.0	14.5
MIAMI	JASON TAYLOR	5.0	DERRICK RODGERS	5.0	10.0
Tenn.	Kenny Holmes	7.0	Pratt Lyons	2.5	9.5
Ariz.	Mark Smith	6.0	Ty Howard	1.0	7.0
Wash.	Greg Jones	3.5	Derek Smith	2.0	5.5

defended . . . Also came up with six special teams tackles on the year . . . Sack total tied with Derrick Rodgers and Tim Bowens for second on the squad . . . His five sacks tied Rodgers for the fourth-most ever by a Dolphins rookie at the time (now fifth), and they tied for fourth among NFL rookies in 1997, along with Minnesota's Dwayne Rudd:

In addition, Taylor and Rodgers' combined ten sacks made them the second-most productive rookie sack tandem in Dolphins history (now tied with Lorenzo Bromell and Kenny Mixon, who also tallied ten sacks in 1998), trailing only A.J. Duhe (7) and Bob Baumhower (4), who combined for 11 in 1977 . . . Their total was second among rookie sack tandems in the NFL in 1997:

GAME HIGHLIGHTS: Made his NFL debut in season-opener against Indianapolis (8/31) when he started at right defensive end . . . Tied for second on the team with a season-high ten total tackles . . . Included in that total was the first sack of his career, as he dropped QB Jim Harbaugh for an eight-yard loss . . . Tallied seven tackles, including an eight-yard sack of QB Neil O'Donnell, at N.Y. Jets (10/12), when he also knocked down a pass . . . Sustained a fractured right forearm during practice on October 16 . . . Underwent surgery to reduce and stabilize the fracture on October 17 by Dr. John Uribe at HealthSouth Doctors' Hospital in Coral Gables . . . Was inactive for each of the next three games with the injury . . . Returned to action in a reserve role vs. N.Y. Jets (11/9), wearing a cast to protect the fracture . . . Recorded a pair of tackles in the game . . . Suffered a dislocated left thumb in practice on November 19 . . . Returned to starting lineup at right end at New England (11/23), while wearing a cast on his right forearm and another to protect his left thumb . . . Came up with six tackles, including a

COLLEGE

sack, in the Patriots game . . . Registered three tackles, including a sack and a forced fumble, at Indianapolis (12/14) . . . The sack and the forced fumble occurred on the same play, as he stripped the ball from Colts QB Jim Harbaugh after a two-yard loss, and the loose ball was recovered by Shawn Wooden . . . Opened at right end in First-Round Playoff game at New England (12/28) . . . Was credited with three tackles . . .

POSTSEASON ROOKIE HONORS: Earned several postseason all-rookie accolades . . . Was named to the all-rookie teams for Pro Football Weekly, College & Pro Football Newsweekly and Football News . . . Was also named as the Dolphins' Newcomer of the Year in a vote of the South Florida media.

Was a four-year letterman (1993-96) and three-year starter at Akron . . . Was a first-team All-Mid-American Conference choice as a senior, when he started at left defensive end . . . Tallied 64 tackles (43 solo), and led team with ten sacks and 18 stops for loss . . . Added four fumble recoveries, three forced fumbles, six passes defended and also caught a pass for a score . . . Earned National Defensive Player of the Week honors for his performance against Virginia Tech when he posted 12 tackles, two sacks, two fumble recoveries, three stops for loss and

PERSONAL

tackled a punt returner in the end zone for a safety . . . Was an honorable mention All-America pick and a first-team All-MAC selection as a junior, when he started at weakside linebacker . . . Led team with 99 tackles . . . Added five sacks, 11 tackles for loss, three forced fumbles, a fumble recovery, five passes defended and an interception . . . Played in all 11 contests with nine starts at weakside linebacker in his sophomore campaign . . . Had 70 tackles, and led team with six sacks and four stops for loss . . . Also had an interception . . . Saw reserve action as a redshirt freshman . . . Finished with 46 tackles, including two for loss, one fumble recovery, one forced fumble, an interception and two passes defended . . . Also lettered on the Akron basketball team . . . Majored in political science/criminal justice.

Married to Katina, couple resides in Davie, Fla., with their two sons, Isaiah Paul and Mason Paul . . . Was home-schooled during high school, although he played sports for Woodland Hills High School in Pittsburgh, Pa . . . Earned All-Western Pennsylvania Interscholastic Athletic League honors by Pittsburgh Press Gazette and Gateway Press his senior season as a tight end and free safety . . . Also lettered in basketball . . . In July of 2004, established the Jason Taylor Foundation (website: www.jasontaylorfoundation.com) with a mission of "supporting and creating programs that facilitate the personal growth and empowerment of South Florida's children in need by focusing on improved health care, education and quality of life" . . . The past two offseasons, has hosted the "Jason Taylor Celebrity Golf Classic," which raised more than \$200,000 for the Holtz Children's Hospital at the University of Miami Jackson Memorial Medical Center . . . This past February, the hospital renamed its learning center The Jason Taylor Children's Learning Center in recognition of his contributions and support . . . In addition, the 2005 golf classic committed \$36,000 to "Take Stock in Children," funding seven years of mentoring and a four-year college tuition scholarships for three deserving sixth-grade students . . . Funded a fourth scholarship after hosting a benefit with Tiffany & Co. in June of 2005 . . . The event was attended by Academy Award-winning actor Jamie Foxx, rap artist Trick Daddy and music producer Timbaland . . . Created the "Big Screens-Big Dreams" program to inspire and motivate area youth through feature film . . . As part of the program, hosted two high school football teams to a screening of "Friday Night Lights" in October of 2004 and then treated nine high school basketball teams from Miami-Dade, Broward and Palm Beach counties to an advance screening of "Coach Carter" in January of 2005 . . . In December of 2004, the Jason Taylor Foundation hosted "JT's Ping-Pong Smash" . . . The first of its kind, the celebrity, doubles table tennis tournament raised nearly \$35,000 . . . In May of 2003, along with teammate Zach Thomas, was part of a USO/NFL Tour in which he visited various military bases and hospitals in Germany . . . Was part of a similar tour in June, 2003, in which he visited Kuwait and Iraq, including Baghdad, along with Eagles RB Duce Staley and a group of entertainers which included Robert DiNiro, Alyssa Milano, Gary Sinise, John Stamos, Rebecca Romijn-Stamos, Wayne Newton, Kid Rock and Lee Ann Womack . . . In June 2003, became the first spokesman for the Neutrogena Men brand of skin, hair and body care products . . . He and his Davie home were featured on "MTV Cribs" in 2002 . . . Had cameo appearances on television show "Lawless", starring Brian Bosworth on FOX-TV (show was cancelled before episode aired) . . . Has also done work with children's hospitals in Pittsburgh and Akron . . . Has participated in events benefiting the Cystic Fibrosis Foundation

and the Miami Project to Cure Paralysis . . . Has assisted in building houses in Miami for Habitat for Humanity . . . Prior to the 1999 season, released his own calendar with a portion of the proceeds going to benefit First Book, a national non-profit organization committed to giving children the opportunity to read and own their first new books . . . From 2000-03, was a member of the “Crunch on Paralysis” team, along with Trace Armstrong and Zach Thomas, that made a donation for every sack and tackle they made to the Miami Project to Cure Paralysis . . . Combined, the three donated nearly \$52,000 to the Miami Project, in 2000, while

JASON TAYLOR'S NFL REGULAR SEASON STATISTICS

YEAR	TEAM	G-S	TACK.	ASST.	TOTAL	FUM. REC.	FOR. FUM.	QB SACK	YDS LOST
1997	Miami	13-11	43	7	50	2	2	5	37
1998	Miami	16-15	37	15	52	0	4	9	37
1999	Miami	15-15	32	23	55	2	0	2.5	19.5
2000	Miami	16-16	46	22	68	4	1	14.5	92
2001	Miami	16-16	60	26	86	4	4	8.5	44.5
2002	Miami	16-16	56	20	76	2	7	18.5	162.5
2003	Miami	16-16	50	21	71	2	3	13	70.0
2004	Miami	16-16	54	36	90	3	2	9.5	62.5

JASON TAYLOR'S NFL PLAYOFF STATISTICS

YEAR	TEAM	G-S	TACK.	ASST.	TOTAL	FUM. REC.	FOR. FUM.	QB SACK	YDS LOST
1997	Miami	1-1	2	1	3	0	0	0	0.0
1998	Miami			INJURED RESERVE					
1999	Miami	2-2	3	0	3	0	0	0	0.0
2000	Miami	2-2	7	2	9	0	0	0	0.0
2001	Miami	1-1	6	4	10	0	0	0	0.0

ADDITIONAL STATS

Interceptions: 1 for 0 yards in 1999, 1 for 2 yards in 2000, 1 for 4 yards in 2001, 1 for -3 yards in 2004 for total of 4 for 3 yards, long of 4

Passes Defensed: 3 in 1997, 9 in 1998, 4 in 1999, 5 in 2000, 7 in 2001, 8 in 2002, 5 in 2003, 9 in 2004 for total of 50

Defensive Touchdowns: 1 fumble return in 1999, 1 fumble return in 2000, 1 fumble return in 2001, 1 fumble return in 2003 for total of four fumble returns

Safeties: 1 in 2003

Special Teams Tackles: 6 in 1997, 7 in 1999, 2 in 2000, 1 in 2002 for total of 16 (P-2)

SINGLE-GAME HIGHS

Most Sacks:


- 3.0 at Buffalo, 12/3/00
- 3.0 vs. Oakland, 12/15/02
- 3.0 at Buffalo, 12/21/03
- 3.0 at San Francisco, 11/28/04
- 2.5 vs. Baltimore, 9/17/00
- 2.0 vs. Buffalo, 9/13/98
- 2.0 at N.Y. Jets, 10/4/98
- 2.0 at Oakland, 12/6/98
- 2.0 at Detroit, 11/5/00
- 2.0 vs. New England, 10/6/02
- 2.0 at Denver, 10/13/02
- 2.0 vs. San Diego, 11/24/02
- 2.0 at Buffalo, 12/1/02



Zach Thomas

Linebacker • 54

Height/Weight 5-11, 228
Born 9/1/73
College Texas Tech '96
Acquired D5c, 1996
Signed Through 2008
NFL Tenth Season
Dolphins Tenth Season



PRO CAREER

CAREER TRANSACTIONS: Was the third of three fifth-round draft choices (154th overall) of the Dolphins in 1996 . . . Signed a new five-year contract through the 2003 season on February 12, 1999 . . . Signed a five-year contract extension through the 2008 season on March 28, 2003.

CAREER PRO BOWL SELECTIONS: 5 (1999, 2000, 2001, 2002, 2003)

2004 – Started all 13 games in which he played . . . Was inactive for three contests and missed most of a fourth with a hamstring injury . . . Led the team with 168 tackles, the eighth time in his nine NFL seasons that he topped the team's tackle chart . . . Marked the ninth consecutive season in which he reached the 100-tackle plateau . . . Added two sacks on the year . . . Turned in double-digit tackle performances on 12 occasions . . . The only contest in which played that he did not was at San Francisco (11/28) when he left the game permanently in the first quarter with a hamstring injury . . . Recorded 19 tackles in season-opener vs. Tennessee (9/11) . . . Tallied 13 tackles, including his first sack of the season, the following week at Cincinnati (9/19) . . . Registered 12 tackles and a sack in the Dolphins' first win of the season, a 31-14 decision over St. Louis (10/24) . . . Was inactive for games vs. Buffalo (12/5), at Denver (12/12) and vs. New England (12/20) with a hamstring injury . . . Returned to action for Sunday night game vs. Cleveland (12/26), and posted 20 tackles in 10-7 win as the Dolphins held the Browns to 285 yards of total offense . . . His tackle total from that game is the third-highest of his NFL career during the regular season, and his fourth overall, including playoffs.

CAREER TACKLES: In his career, has recorded 1,483 total tackles, including 987 solo stops . . . Has reached the 100-tackle plateau in each of his nine NFL seasons . . . Has led the Dolphins in tackles in eight of his nine seasons . . . In fact, his season totals from six of those seasons (1996, 1998, 2001-04) all rank among the top ten figures in Dolphins history:

FINS FACT

Zach's work both on and off the field has made his nine-year tenure in Miami an extremely successful one. He has participated in numerous worthwhile endeavors that have touched many lives. None touched him, though, quite as much as the one he was involved with in May of 2003, when he and teammate and brother-in-law Jason Taylor visited various military bases and hospitals throughout Germany. There was one Marine in a hospital that made Thomas evaluate what's really important in life. "He felt like he was letting his guys down," Thomas said. "He wanted to go back out. They put their lives on the line every day. That's a true hero. We need to think about them. They are the true heroes. If they mess up, somebody is dead. This is no game. I was so proud to be an American, watching how they stick together."

ALL-TIME DOLPHINS SINGLE-SEASON TACKLE LEADERS

PLAYER	YEAR	TACKLES	PLAYER	YEAR	TACKLES
1. Steve Towle	1976	217	6. Rusty Chambers	1979	178
2. ZACH THOMAS	2002	195	7. Earnie Rhone	1981	171
3. ZACH THOMAS	2003	184	7. ZACH THOMAS	2004	168
4. ZACH THOMAS	1996	180	8. ZACH THOMAS	1999	167
ZACH THOMAS	2001	180	9. Steve Towle	1975	164

SINGLE-SEASON TACKLE LEADERS: When Thomas topped the team's chart in 2002, it was a feat he accomplished for the sixth time in his seven seasons with the Dolphins . . . In the process, he moved past Nick Buoniconti to take over sole possession of first place in the club's record book for most seasons leading the team in tackles . . . He extended his record by topping the team's tackle chart for the seventh time in 2003 and the eighth occasion in 2004:

MOST SEASONS LEADING THE DOLPHINS IN TACKLES

PLAYER, POS.	YEARS	NO.	PLAYER, POS.	YEARS	NO.
1. ZACH THOMAS, LB	1996-04	8	4. Steve Towle, LB	1975-80	3
2. Nick Buoniconti, LB	1969-76	5	John Offerdahl, LB	1986-93	3

CAREER INTERCEPTIONS: Over the course of his nine-year career, Thomas has intercepted 15 passes, first all-time among Dolphin linebackers, one ahead of Earnie Rhone (14 from 1975-84) . . . That figure is tied for 15th overall . . . Of his 15 career interceptions, four have been returned for touchdowns: a 34-yard TD return of a Neil O'Donnell pass on September 9, 2001 at Tennessee; a one-yard return of a Donald Hollas attempt on December 6, 1998 at Oakland; a 17-yard return of a Kordell Stewart pass on September 20, 1998 vs. Pittsburgh; and a 26-yard return of a Chris Chandler pass on November 17, 1996 at Houston . . . Thomas has four of the seven interception returns for touchdowns by a linebacker in club history, the other three being by Tom Erlandson (26 yards at Denver on December 4, 1966), A.J. Duhe (35 yards in the AFC Championship game against the N.Y. Jets on January 23, 1983) and Robert Jones (14 yards at Oakland on December 6, 1998). . . Thomas' four interception returns for scores is a Dolphins record, one ahead of Dick Anderson and Terrell Buckley, both of whom accounted for three . . . Thomas is the only linebacker and, along with DE Bill Stanfill (2), one of only two non-defensive backs in team history to return two or more interceptions for touchdowns:

MOST INTERCEPTION RETURNS FOR TOUCHDOWNS IN DOLPHINS HISTORY

PLAYER	YEARS	NO.
1. ZACH THOMAS	1996-04	4
2. Dick Anderson	1968-77	3
Terrell Buckley	1995-99, 2003	3
4. 11 different players		2

In addition, Thomas' four interception returns for touchdowns are tied with many others for fourth in NFL history among linebackers . . . Among linebackers who were active in 2004, Thomas' four interception returns for touchdowns are tied for second along with Tedy Bruschi, Dexter Coakley, Donnie Edwards and Darrin Smith . . . The group trails only Tampa Bay's Derrick Brooks:

MOST INTERCEPTION RETURNS FOR TOUCHDOWNS BY LINEBACKERS IN NFL HISTORY

PLAYER	YEARS	TEAMS	NO.
1. Bobby Bell	1963-74	Kansas City	6
2. Jack Pardee	1957-72	L.A. Rams, Wash.	5
Derrick Brooks*	1995-04	Tampa Bay	5
3. ZACH THOMAS*	1996-04	MIAMI	4
many other players			4

* Active

2003 – Started all 15 games in which he played at middle linebacker . . . Was inactive for one contest . . . Along with LB Junior Seau, served as a co-captain on defense . . . Led the team with 184 tackles (113 solo), the eighth straight year to open his career that he reached the 100-

tackle plateau and the seventh time that he topped the team's tackle chart . . . Also came up with one sack, three interceptions, two fumble recoveries, a forced fumble and ten passes defended, which ranked third on the club . . . Recorded double-digit tackle totals on 12 occasions, while he either led or shared the team-lead in tackles 12 times as well . . . It marked the third time in his career that he came up with three interceptions, as he also accomplished the feat in both 1996 and 1998 . . . That total is tied for the second-most by a Dolphins linebacker in a season, trailing only the four that John Bramlett accounted for in 1967 . . . In addition to Thomas having tallied three interceptions three times, Earnie Rhone did it in both 1980 and 1981, while Tom Erlandson (1966), Nick Buoniconti (1969), Ed Weisacosky (1969), Doug Swift (1972) and Larry Gordon (1978) attained that total once each . . . In Monday night game against San Diego (10/27) in Tempe, Ariz., tallied nine tackles while also picking off a Drew Brees pass as the Dolphins held the Chargers to 250 yards of total offense in a 26-10 win . . . Registered a regular season career-high 22 tackles the following week vs. Indianapolis (11/2), but sustained a groin injury in the game and was inactive the week afterwards at Tennessee (11/9) . . . His total from the Colts contest topped his previous best of 21 tackles, which he achieved in the 2002 finale, at New England (12/29) . . . In first game back following the injury, vs. Baltimore (11/16), posted ten tackles while also recovering a Jamal Lewis fumble at the Ravens' 33 in overtime, leading to Olindo Mare's game-winning field goal four plays later as the Dolphins came away with a 9-6 victory . . . On Thanksgiving Day at Dallas (11/27), recorded eight tackles, a sack and an interception of a Quincy Carter pass . . . The interception was the 14th of his career, tying him with Earnie Rhone for the most-ever by a Dolphins linebacker . . . In Monday night contest vs. Philadelphia (12/15), notched 12 tackles, two passes defended, a forced fumble and an interception of a Donovan McNabb pass . . . It was the 15th interception of his career, as he became the Dolphins' all-time leader among linebackers for interceptions . . . Registered 14 tackles and a fumble recovery at Buffalo (12/21) . . . Pounced on a Drew Bledsoe fumble at the Bills' 33 following a Tim Bowens sack, which led to a Mare field goal . . .

PRO BOWL: Was selected to the AFC Pro Bowl squad for the fifth straight time. . . Was one of four Dolphins representatives, all on defense . . . Became the first Dolphin selected to five or more straight Pro Bowl squads since T. Richmond Webb earned the honor seven times in a row, from 1990-96 . . . He became the first Dolphin defender chosen to the Pro Bowl five consecutive times since LB John Offerdahl also was voted five straight seasons, from 1986-90 . . .

POSTSEASON HONORS: Following the season, was a first-team All-Pro selection by the Associated Press and Sports Illustrated . . . Was a second-team pick by Football Digest.

2002 – Started all 16 games at middle linebacker . . . Along with CB Sam Madison and DE Jason Taylor, was chosen as a tri-captain on defense in a vote of his teammates . . . Led the team in tackles for the sixth time in his seven seasons . . . Set a new career high for tackles as he posted 195 total stops (124 solo), surpassing his previous best of 180, achieved in both 1996 and 2001 . . . It also marked the second-highest single-season total in franchise history, trailing only the 217 tackles that Steve Towle accumulated in 1976 . . . Recorded double-digit tackle figures in a game 13 times during the course of the season, including a string of 11 in a row (4-14) . . . On the year, added a half-sack, an interception, a fumble recovery and five passes defended . . . Led the team in tackles on 13 occasions as well . . . Tallied a team-high ten tackles at Kansas City (9/29), marking the first of a stretch of 11 straight games in which he accounted for double-digit tackle totals . . . Recorded 17 tackles in Sunday night contest at N.Y. Jets (11/10), as the Dolphins held New York to just 97 rushing yards and a 3.0-yard average per carry . . . Played in the 100th regular season game of his NFL career in 30-3 victory over San Diego (11/24) . . . Collected 11 tackles in that game as the Dolphins held the Chargers to just 144 yards of total offense, the lowest output by a Dolphins opponent in '02 . . . Also came up with his lone interception of the year as he picked off a Drew Brees pass . . . Was awarded a defensive game ball in the Dolphins' 23-17 win over the eventual AFC champion Oakland Raiders (12/15), as he produced 10 tackles . . . Posted a season-high 21 tackles in season-finale at New England (12/29), when he also came up with a pass defended and his only fumble recovery of the year . . . His tackle total in that game marked a career-best to that point and surpassed his previous single-game regular season best of 19 tackles, which he attained on November 1, 1998 at Buffalo . . .

PRO BOWL: Was selected as a starter for the AFC Pro Bowl squad, the fourth straight time that he was chosen to the Pro Bowl and his second as a starter . . . One of seven Dolphins selected, tied for the second-most in team history (2000), trailing only the eight that were chosen following the 1984 season . . . Led the AFC with five tackles in the '03 game, in addition to accounting for an interception, as the AFC recorded a 45-20 victory . . .

POSTSEASON HONORS: Following the season, was a first-team All-Pro selection by the Associated Press and a first-team All-AFC choice by Pro Football Weekly.

2001 — Started all 15 games in which he played at middle linebacker . . . Tied a career-high (since surpassed) that he first set in his rookie season of 1996 with 180 total tackles (112 solo) . . . Added three sacks for 27 yards lost, two interceptions for 51 yards and a touchdown, two forced fumbles and six passes defended . . . Topped the team's tackle chart on 12 occasions during the course of the year . . . Along with CB Sam Madison, was chosen as a co-captain on defense in a vote of his teammates . . . In opener at Tennessee (9/9), led team with 12 tackles while also picking off a Neil O'Donnell pass and returning it 34 yards for a touchdown, the tenth interception of his career and his fourth for a touchdown, breaking the club's career mark which he had shared with Dick Anderson . . . For his performance, was named AFC Defensive Player of the Week . . . Recorded nine tackles, 1.5 sacks and a forced fumble at N.Y. Jets (10/14) marking the first time in his career he had tallied more than one sack in a game . . . Recorded a team-high 12 tackles at Indianapolis (11/11) . . . Also picked off a Peyton Manning pass that he returned 17 yards . . . Interception occurred in the third quarter and led to an Olindo Mare 31-yard field goal on the third play of the fourth quarter as the Dolphins closed their deficit to 24-20 in a game they went on to win, 27-24 . . . Posted a total of 55 tackles over his final three games of the year . . . This included 18 tackles at San Francisco (12/16), a season-high 19 stops at New England (12/22) and 18 tackles vs. Atlanta (12/30), in which the Dolphins limited the Falcons to 226 yards of total offense and clinched a playoff berth in the process . . . In the Falcons game, registered 1.5 sacks, tying a career-best that he first achieved in the Jets game on October 14 . . . Also included among his 18 tackles were three critical goal-line stops . . . Combined with Morlon Greenwood to tackle Maurice Smith on second-and-goal from the two-yard line with 4:24 left in the third quarter . . . Two plays later, stopped Smith on fourth-and-goal from the one-yard line . . . Teamed with Kenny Mixon to deny Bob Christian on third-and-goal from the 1 with 1:13 to play in the game . . . Was honored as the AFC Defensive Player of the Week for his performance against the Falcons . . . Was inactive for season finale vs. Buffalo (1/6/02) with a cervical and right shoulder strain . . . Started First-Round Playoff game vs. Baltimore (1/13/02) at middle linebacker . . . Led team with a career-high 22 total tackles (14 solo) . . .

PLAYER OF THE WEEK: Thomas was named AFC Defensive Player of the Week on two occasions in 2001 . . . He was cited in Week 1 (31-23 win at Tennessee, 9/9) and in Week 16 (21-14 win vs. Atlanta) . . . They marked the first two Player of the Week awards in Thomas' NFL career . . . When he earned the accolade in the season-opening win over the Titans, he became the first Dolphins linebacker to do so since Derrick Rodgers in Week 7 of 1997 (at N.Y. Jets, 10/12) . . . He was the first Dolphins defender to win the award since S Brian Walker in Week 11 of 2000 (at San Diego, 11/12) . . .

POSTSEASON HONORS: Was chosen as a reserve for the AFC Pro Bowl squad, although he was not able to play . . . It marked his third consecutive selection . . . Was named a second-team All-Pro by the Associated Press . . . Was named the team's MVP in a vote of South Florida media and fans . . . Named as the captain of the "All-Iron Team" as selected by CBS analyst Phil Simms . . . In addition, Thomas was honored with the first PFWA Dolphins Chapter "Good Guy" Award, which is presented annually to a player for his cooperation with the media.

2000 — Started all 11 games in which he played at middle linebacker . . . Was inactive for five contests with a sprained right ankle . . . Despite missing five full games with the injury, finished second on the team with 100 total tackles (64 solo) . . . Added 1.5 sacks, an interception, two passes defended and a fumble recovery . . . Led the team in tackles on six occasions and reached double-digit tackle totals four times during the course of the year . . . Recorded a game-high 11 tackles, including a half-sack, in season-opening shutout win over Seattle (9/3) . . . Posted a team and season-high 12 stops two weeks later in 19-6 win over Baltimore (9/17) . . . Notched nine tackles and a fumble recovery in 10-3 victory over New England (9/24) before leaving the game early with a sprained right ankle . . . Was inactive the following week at Cincinnati (10/1) . . . The Bengals game marked just the second in his career he had missed to that point, with the first being on August 31, 1997 against Indianapolis when he was recovering from a fractured left fibula . . . By sitting out against the Bengals, it also snapped a string of 51 consecutive contests in which he had played and started . . . Returned to action in 22-13 win vs. Buffalo (10/8) and topped team's tackle chart with seven . . . Re-aggravated his sprained right ankle at N.Y. Jets (10/23) when he registered nine tackles . . . Was then inactive for each of the next four games: vs. Green Bay (10/29), at Detroit (11/5), at San Diego (11/12) and vs. N.Y. Jets (11/19) . . . Returned to the field for 17-14 win at Indianapolis (11/26) and led the team with ten stops . . . Was credited with seven tackles, including his only sack of the year, vs. Tampa Bay (12/10) . . . In season-ending win at New England (12/24), which clinched the AFC

East title for the Dolphins, turned in a nine-tackle performance, which included his only interception of the year . . . That came with 3:44 to play in the game when he picked off a Drew Bledsoe pass, leading to the Dolphins' game-winning drive that culminated with an Olindo Mare field goal . . . The interception also was the ninth of his career, moving him past Nick Buoniconti, Larry Gordon and Bob Matheson into sole possession of second on the Dolphins' career list for interceptions among linebackers, trailing only Earnie Rhone (14) . . . Started both playoff games following the season at middle linebacker . . . Led the team in the postseason with 19 total tackles (14 solo), including 12 in Divisional contest at Oakland (1/6/01) . . .

PRO BOWL: Was selected by Raiders Coach Jon Gruden as the "need" player for the AFC Pro Bowl squad . . . It marked Thomas' second straight Pro Bowl selection, becoming the first Dolphins linebacker selected to play in the Pro Bowl in consecutive seasons since Bryan Cox from 1994-95 . . . In addition, Thomas was one of seven Dolphins to play in the Pro Bowl following the 2000 season, the most representatives by the team since they also had seven following the 1984 campaign.

1999 — Started all 16 regular season games at middle linebacker for the second straight year and third time in his four NFL seasons . . . Led the team in tackles for the fourth consecutive campaign, as he tallied 167 total stops (117 solo), a figure which was the second-most of his NFL career to that point, now sixth . . . It also ranked as the fifth-highest total in Dolphins history, now ninth . . . Was selected to the first Pro Bowl of his career, and started in the game . . . Thomas became the third Dolphin in team history to lead the club in tackles four or more straight seasons, joining Nick Buoniconti (1969-73) and Bryan Cox (1992-95) . . . In a vote of his teammates, was selected as a permanent co-captain on defense along with cornerback Sam Madison . . . Also had one sack, an interception, a forced fumble and a career-high 12 passes defended . . . Led the team in tackles 13 times during the course of the season and recorded double-digit tackle totals nine times . . . Led the Dolphins with 12 tackles, including his only sack of the season, in opener at Denver (9/13) . . . Tallied 12 stops the following week vs. Arizona (9/19) when he also intercepted a Jake Plummer pass and knocked down three passes . . . The interception was the eighth of Thomas' career, tying him for second all-time among Dolphins linebackers, along with Buoniconti, Larry Gordon and Bob Matheson, and trailing only Earnie Rhone, who had 14 . . . Had 11 tackles, a pass defended and a forced fumble at Indianapolis (10/10) . . . The forced fumble occurred when he stripped the ball from Edgerrin James on first-and-goal from the one . . . Daryl Gardener picked up the loose ball and returned it 33 yards to the 35 . . . Notched a season-high 16 stops on Thanksgiving Day at Dallas (11/25) . . . Started both playoff games following the 1999 season at middle linebacker . . . Led the team in the postseason with 19 total tackles (16 solo), including a sack and two passes defended . . . Had nine tackles and the first sack of his postseason career in First-Round victory at Seattle (1/9/00) . . .

POSTSEASON HONORS: Was voted to the first Pro Bowl of his career, and started in the game, joining fellow Dolphins, cornerback Sam Madison and kicker Olindo Mare . . . The three selections marked the most by the Dolphins since the 1995 season when the team had four players chosen . . . He became the sixth Dolphins linebacker to be selected, and the first since Bryan Cox in 1995 . . . In addition, Thomas was a first-team All-Pro selection by the Associated Press . . . Also in a vote of his teammates, Thomas was the winner of the Dolphins Leadership Award for 1999, the first player in team history to win the award more than once.

1998 — Started all 16 regular season games at middle linebacker . . . Finished the year with 160 total tackles (124 solo), two sacks for 16 yards lost, three interceptions for 21 yards in returns, including two for touchdowns, two forced fumbles and ten passes defended . . . Marked the third straight year in which he led the team in tackles, just the fourth Dolphin to achieve that feat and the first since Bryan Cox did it from 1992-95 . . . Led the Dolphins' tackle chart on ten occasions over the course of the season, including nine games with double-digit tackle marks . . . Was named the AFC Defensive Player of the Month for September when he totaled 37 tackles, a sack, an interception return for a touchdown and two passes defended, in helping Miami to a 3-0 record during the month . . . Led club with 11 tackles in 21-0 victory vs. Pittsburgh (9/20) . . . In the Steelers contest also picked off a Kordell Stewart pass and ran 17 yards for the second touchdown of his career . . . Was awarded a defensive game ball for his performance in that contest . . . Notched a team and season-high 19 stops at Buffalo (11/1), when he also forced a fumble . . . Posted a team-high 12 tackles, to go along with a forced fumble, in victory at Carolina (11/15), when he earned a defensive game ball . . . Tied for team lead with ten tackles, and added three passes defended, at New England (11/23) . . . Recorded a team-high nine tackles, including a sack, vs. New Orleans (11/29) . . . Led the team with nine tackles at Oakland (12/6) . . . Also intercepted two passes, one of which he returned for a one-

yard touchdown . . . His two interceptions were among six on the day for the Dolphins, tied for the most in team history . . . It marked the second time in 1998 and the third time in his career that he returned an interception for a touchdown, tying Dick Anderson's all-time Dolphins record . . . Along with Robert Jones' 14-yard interception return for a score, it tied the team's single-game record of two interception returns for touchdowns, which had been accomplished three times previously, most recently on December 16, 1983 against the N.Y. Jets . . . Thomas earned a defensive game ball for his performance against the Raiders . . . Started both playoff games following the season at middle linebacker . . . Led the team in the postseason with 20 total tackles (16 solo), a fumble recovery and a pass defended . . . Had a team-best eight tackles, in addition to a fumble recovery, in First-Round victory over Buffalo (1/2/99) . . . Also led team with 12 stops in Divisional contest at Denver (1/9/99) . . .

INTERCEPTIONS: Thomas' three interceptions in 1998 are tied for the second-highest single-season total for a linebacker in Dolphins history (behind four interceptions by linebacker John Bramlett in 1967); Thomas also had three interceptions during the 1996 season and subsequently in 2003 . . . Thomas returned two interceptions for touchdowns on the year . . . He had a 17-yard return for a score against Pittsburgh on September 20 when he picked off a Kordell Stewart pass, and brought another one back one yard for a touchdown on December 6 at Oakland when he snared a Donald Hollas pass . . . Thomas' two interception returns for scores in the same season is tied with three others for the most in team history . . . Those three are Bill Stanfill (1969), Dick Anderson (1973) and Mike Kozlowski (1983) . . . Of the group, Thomas is the only linebacker . . .

POSTSEASON HONORS: Earned numerous honors following the 1998 season . . . Was named the NFL Alumni Association's Linebacker of the Year . . . Was a first-team All-Pro selection by the Associated Press, USA Today, College & Pro Football Newsweekly and Football Digest . . . Was chosen to the 1998 All-Madden Team . . . Also was selected the winner of the team's Leadership Award in a vote of his teammates.

1997 – Started all 15 games in which he played at middle linebacker . . . Was inactive for the season-opener vs. Indianapolis (8/31) while still recovering from a fractured left fibula sustained in a preseason game against Denver in Mexico City (8/4) . . . Still led the team in tackles for the second straight year, with 149 total stops (107 solo), marking the second consecutive season in which he topped the 100-tackle plateau . . . Also came up with a half-sack, an interception and ten passes defended, which were second-most on the squad and first among linebackers . . . Added one stop on special teams . . . Led the team in tackles on eight occasions, and finished with double-digit tackle totals nine times . . . Topped team with 12 tackles at Tampa Bay (9/21), when he picked off a Trent Dilfer pass and returned it ten yards for his only interception of the year . . . Recorded a team and season-high 16 tackles and two passes defended vs. Chicago (10/27) . . . Led Dolphins with 14 tackles, including a half-sack, at Oakland (11/30) . . . Partial sack was shared with Tim Bowens and resulted in a Dolphins touchdown as Bowens stripped the ball from Jeff George in the end zone following a ten-yard loss, and Bowens recovered for the score . . . Started First-Round Playoff game at New England (12/28) at middle linebacker . . . Amassed a team-high 12 total tackles.

1996 – Started all 16 games at middle linebacker as a rookie . . . Finished as team's leading tackler with 180 tackles (131 solo), while adding two sacks, three interceptions, two fumble recoveries, two forced fumbles and five passes defended . . . Also recorded two special teams tackles and had one kickoff return for 17 yards . . . His three interceptions tied with eight others for second-most by a Dolphins linebacker in club history, surpassed only by John Bramlett, who had four interceptions in 1967 . . . It marked the most interceptions by a Dolphins linebacker since Earnie Rhone had three in 1981, and also is the most ever by a Dolphins rookie linebacker . . . Made NFL debut in start at middle linebacker against New England (9/1) and led the team with 13 tackles, including one sack . . . Along with Karim Abdul-Jabbar, Daryl Gardener and Stanley Pritchett, it was only the third time in club history and the first time since 1970 that the Dolphins started four rookies in the season opener . . . Led the Dolphins with 15 tackles at Arizona (9/8) and also forced fumble and recovered it on same play to set up Dolphins touchdown . . . Posted a season-high 16 tackles against Seattle (10/6), when he also defended a pass, forced a fumble and recovered one . . . Topped team with 12 tackles at Buffalo (10/13), while adding a sack and first career interception, as he snared a Jim Kelly pass and returned it 11 yards . . . Matched his season-high with 16 tackles at Philadelphia (10/20) . . . Led team with ten tackles at Houston (11/17) and came up with an interception, picking off a Chris Chandler pass with 10:42 left in the game and returning it 26 yards for his first career NFL touchdown, giving the Dolphins their first lead of the contest at 20-17 en route to their eventual 23-20 victory . . . It was the third interception return for a touchdown by a

linebacker in team history (and second ever in the regular season), the other two being by Tom Erlandson, a 26-yard TD return at Denver on December 4, 1966, and by A.J. Duhe, a 35-yard TD return in the AFC Championship game against the N.Y. Jets on January 23, 1983 . . . Came up with an interception and 27-yard return against Buffalo (12/16) in Monday night contest, marking his second interception of a Kelly pass in as many games against the Bills . . .

AMONG TACKLE LEADERS: Thomas led the Dolphins in tackles 12 times in 1996 and finished second twice . . . He recorded double-digit figures in tackles in 11 of his 16 games . . . Became only the third Dolphins rookie in club history to record 100 or more tackles (LB Steve Towle had 164 tackles in 1975 and LB John Offerdahl had 135 tackles in 1986) . . . He

1996 NFL TACKLE LEADERS

PLAYER	POSITION	TEAM	TACKLES	SOLO	ASSISTED
1. Victor Green	SS	N.Y. Jets	208	125	83
2. Chris Spielman	LB	Buffalo	206	121	85
3. Eric Hill	LB	Arizona	196	97	99
4. Jessie Tuggle	LB	Atlanta	184	108	76
5. Marcus Patton	LB	Washington	181	104	77
6. ZACH THOMAS	LB	MIAMI	180	131	49

also is only the third rookie in franchise history to lead the team in tackles, joining Towle in 1975 and Offerdahl in 1986 . . . Thomas' 180 tackles is the highest single-season total by a Dolphins' rookie, surpassing Towle's former club rookie record of 164 tackles which he set in 1975 . . . In addition, Thomas led all NFL rookies and finished ranked sixth among all NFL players in tackles in 1996:

HONORS: Recognized as team's MVP and Newcomer of the Year by South Florida media . . . Became first rookie to earn MVP award since quarterback Dan Marino in 1983 and first defensive player to capture the honor since linebacker Steve Towle in 1976 . . . Voted as an alternate to the AFC-NFC Pro Bowl . . . Earned the Mackey Award, which goes to AFC Defensive Rookie of the Year and garnered the same recognition by Football Digest . . . Voted as Dolphins' recipient of 1996 Unsung Hero Award as selected by National Football League

C O L L E G E

Players Association and Players Inc . . . Selected as an All-Rookie honoree by College and Pro Football Newsweekly, The Football News, Pro Football Weekly/Pro Football Writers of America . . . Named NFL Defensive Rookie of the Month for October, becoming first Dolphins rookie in club history to receive that monthly honor . . . In his four games in October, Thomas totaled 52 tackles, one interception, two passes defensed, one sack for seven yards, one forced fumble, and one fumble recovery.

Four-year letterman (1992-95) and three-year starter at Texas Tech . . . Consensus All-America and All-Southwest Conference first-team choice as a senior . . . Was a finalist for the Butkus Award (nation's top linebacker) and Football News' Defensive Player of the Year Award . . . Added SWC Defensive Player of the Year honors . . . Led team with 131 tackles (84 solos) and added three sacks, 13 stops for losses, seven pass deflections, two interceptions, six forced fumbles, four fumble recoveries, three passes defensed and one interception returned for a touchdown . . . Posted 13 tackles, recovered a fumble and picked off a pass with 30 seconds left, returning the ball 23 yards for the game-winning touchdown, in a 14-7 win over Texas A&M . . . Named first-team All-America by United Press International and claimed second-team honors from The Sporting News and Football News as a junior . . . Also named unanimous All-SWC Defensive Player of the Year . . . Led the SWC with 116 tackles (65 solos), 3.5 sacks, nine stops for losses of 18 yards, four interceptions and four pass breakups . . . Named All-SWC second-team pick by the Houston Chronicle and Houston Post as a sophomore . . . Started every game . . . Ranked fourth in conference with 117 tackles (64

P E R S O N A L

solos) and added one sack, four tackles for loss, three passes defensed, one interception, three fumble recoveries and one forced fumble . . . Had first career interception to go along with 13 tackles, two sacks and set an all-time bowl record with seven stops behind the line of

scrimmage against Oklahoma in the John Hancock Bowl . . . Played in every game as a reserve inside linebacker as a freshman . . . Recorded 26 tackles (13 solos) . . . Majored in exercise and sports sciences.

Resides in Plantation, Fla . . . Attended Pampa (Texas) High School . . . Played linebacker and running back . . . Named first-team all-state as a senior . . . Recorded 158 tackles (59 solos) with six sacks, three fumble recoveries, five forced fumbles and eight deflected passes . . . Rushed for 928 yards and eight touchdowns on 164 carries (5.7 avg) . . . Also lettered in baseball . . . Enjoys scuba diving and playing basketball in spare time . . . Lists "Braveheart" and "Scarface" as favorite movies and "The Sopranos," "The First 48" and "The World Poker Tour" as favorite television shows . . . Served as Dolphins representative for the United Way public service announcement in 1997 . . . Has assisted in building houses for Habitat for Humanity . . . From 2000-03 was a member of the "Crunch on Paralysis" team, along with Trace Armstrong and Jason Taylor, that made a donation for every sack and tackle they made to the Miami Project to Cure Paralysis . . . Combined, the three donated nearly \$52,000 to the Miami Project in 2000, while Taylor and Thomas' contribution totaled more than \$39,000 in 2001, more than \$46,000 in 2002 and \$39,000 in 2003, with Smirnoff doubling that amount . . . For their efforts, the group was named the winner of the team's Community Service Award

ZACH THOMAS' NFL REGULAR SEASON STATISTICS

YEAR	TEAM	G-S	TACK.	ASST.	TOTAL	FUM. REC.	FOR. FUM.	QB SACK	YDS LOST
1996	Miami	16-16	131	49	180	2	2	2	13
1997	Miami	15-15	107	42	149	0	0	0.5	5
1998	Miami	16-16	124	36	160	0	2	2	16
1999	Miami	16-16	117	50	167	0	1	1	10
2000	Miami	11-11	64	36	100	1	0	1.5	3.5
2001	Miami	15-15	112	68	180	0	2	3	27
2002	Miami	16-16	124	71	195	1	0	0.5	5.5
2003	Miami	15-15	113	71	184	2	1	1	5
2004	Miami	13-13	95	73	168	0	0	2	15

ZACH THOMAS' NFL PLAYOFF STATISTICS

YEAR	TEAM	G-S	TACK.	ASST.	TOTAL	FUM. REC.	FOR. FUM.	QB SACK	YDS LOST
1997	Miami	1-1	10	2	12	0	0	0	0
1998	Miami	2-2	16	4	20	1	0	0	0
1999	Miami	2-2	16	3	19	0	0	1	9
2000	Miami	2-2	14	5	19	0	0	0	0
2001	Miami	1-1	14	8	22	0	0	0	0

ADDITIONAL STATS

Interceptions: 3 for 64 yards, 21.3 avg., long 27, 1 TD in 1996; 1 for 10 yards in 1997; 3 for 21 yards, 7.0 avg., long 17t, 2 TDs in 1998; 1 for 0 yards in 1999; 1 for 0 yards in 2000; 2 for 51 yards, 25.5 avg., long 34t, 1 TD in 2001; 1 for 7 yards in 2002; 3 for 21 yards, 7.0 avg., long of 19 in 2003 for total of 15 for 174 yards, 11.6 avg., long 34t, 4 TDs

Passes Defensed: 5 in 1996, 10 in 1997, 10 in 1998, 12 in 1999, 2 in 2000, 6 in 2001, 5 in 2002, 10 in 2003, 4 in 2004 for total of 64 (P-3)

Defensive Touchdowns: 1 interception return in 1996, 2 interception returns in 1998, 1 interception return in 2001 for total of 4 interception returns


Special Teams Tackles: 2 in 1996, 1 in 1997 for total of 3

Kickoff Returns: 1 for 17 yards in 1996, 1 for 15 yards in 1999 for total of 2 for 32 yards, 16.0 avg., long 17

SINGLE-GAME HIGHS

Most Tackles: *22 vs. Baltimore, 1/13/02
22 vs. Indianapolis, 11/2/03
21 at New England, 12/29/02


	20	vs. Cleveland, 12/26/04
	19	at Buffalo, 11/1/98
	19	vs. Tennessee, 9/11/04
Most Sacks:	1.5	at N.Y. Jets, 10/14/01
	1.5	vs. Atlanta, 12/30/01
Most Interceptions:	2	at Oakland, 12/6/98



Derrius Thompson

Wide Receiver • 88

Height/Weight.....6-3, 220
Born7/5/77
College.....Baylor '99
AcquiredUFA (Wash.), 2003
Signed Through.....2005
NFL.....Seventh Season
Dolphins.....Third Season



PRO CAREER

CAREER TRANSACTIONS: Originally signed with Washington as an undrafted college free agent in 1999 . . . Was waived by the Redskins on September 4, 1999 and then signed to the practice squad two days later . . . Was signed to the 53-man roster on November 16, 1999 . . . Was released by Washington on August 27, 2000 and signed to the practice squad the next day . . . Was then signed to the Redskins' 53-man roster on September 8, 2000 . . . Was released on September 18, 2000, re-signed to the practice squad on November 16 and re-signed to the 53-man roster on December 18, 2000 . . . Signed a three-year contract with the Dolphins as an unrestricted free agent from Washington on March 8, 2003.

FINS FACT

Derrius first started playing football at nine years of age. He played receiver from the first day he stepped onto the field and never played anything else. "They were trying to figure out a position for me, Derrius recalls. "I was skinny, but I wasn't the smallest and I wasn't the fastest. The reason they put me at receiver was because I was the only one who had enough coordination to catch the ball." He knew from that time forward that he wanted to play in the NFL. In fact, the only other job he's ever had was a two-week stint working at a Waco, Texas car wash during college.

2004 – Played in all 16 games, including three starts . . . Finished fourth on the team with 23 receptions for 359 yards and four touchdowns . . . Had a catch in all but three games . . . Marked the fourth straight year in which he played in all 16 games . . . Goes into 2005 having appeared in 64 consecutive league contests . . . Opened games vs. N.Y. Jets (10/3), vs. Arizona (11/7) and vs. Buffalo (12/5), all as part of a three-wide receiver set . . . Lone catch at Buffalo (10/17) was a 24-yard TD grab from Jay Fiedler, his first touchdown reception as a Dolphin and his first since December 22, 2002 against Houston as a member of the Redskins . . . Two weeks later, in Monday night game at N.Y. Jets (11/1), had a 29-yard scoring reception from Fiedler on the game's final play in a 41-14 loss . . . Had biggest catch of the season in the Dolphins' next Monday night game, vs. New England (12/20) . . . With the Dolphins trailing the Patriots 28-23, hauled in a 21-yard TD pass from A.J. Feeley on fourth-and-10 with 1:23 to play, giving the Dolphins a 29-28 win . . . Accounted for his second touchdown in as many weeks vs. Cleveland (12/26) in Sunday night game, as his 18-yard TD catch from Feeley marked the Dolphins' only touchdown in a 10-7 victory over the Browns.

2003 – Started 12 of the 16 games in which he played in his first season with Miami . . . Recorded 26 receptions for 359 yards . . . After not catching a pass in season-opener vs. Houston (9/7), had a reception in each of his next six contests and 12 of his next 13 . . . Caught three passes for 65 yards, including a season-long reception of 31 yards vs. New England (10/19).

2002 – Played in 16 games for the Redskins . . . Was second on the team with 53 receptions for 773 yards and four touchdowns . . . Over the final five games, hauled in 28 passes for 437 yards and three touchdowns . . . Of his 53 receptions on the year, 35 were good for first downs . . . Caught a pass in 14 of 16 games . . . Had eight catches of 20 yards or longer . . . Also rushed for 77 yards on ten carries, returned six kickoffs for a 15.2-yard average and registered five special teams tackles on the year . . . Caught four passes for 45 yards, including a 17-yard TD reception from Shane Matthews, in season-opener vs. Arizona (9/8) . . . Also had one rush for 13 yards in the contest . . . Led team with five catches for 89 yards, including a career-long 47-yard reception, at Green Bay (10/20) . . . Also had four rush attempts for 48 yards with a long of 26 in the contest . . . Tied for team lead with four catches, totaling a team-best 63 yards, the following week vs. Indianapolis (10/27) . . . Tied for team lead with six catches, totaling a team-best 94 yards, at Dallas (11/28) on Thanksgiving Day . . . Included in his total was a long catch of 35 yards and an 11-yard scoring grab from Danny Wuerffel . . . Topped team's receiving chart once again the following week vs. N.Y. Giants (12/8) with six catches for a career-high 122 yards, including a long of 36 . . . Led Redskins in receiving the week afterwards at Philadelphia (12/15) with a career-high seven catches, totaling 70 yards and a touchdown . . . Had a 21-yard scoring catch from Patrick Ramsey, the third different Redskins quarterback from whom he caught a TD pass on the year . . . Led team in receiving vs. Houston (12/22) by tallying five receptions for 73 yards, including a 13-yard TD catch from Ramsey.

2001 – Played in all 16 games in a reserve role . . . Caught three passes for 52 yards and one touchdown and returned three kickoffs for 17 yards . . . Ranked sixth on the club with 11 special teams tackles, where he also recovered a fumble . . . Initial career reception occurred on a 19-yard pass from Tony Banks vs. Carolina (10/21) . . . First career touchdown came on a 31-yard catch from WR Kevin Lockett the following week vs. N.Y. Giants (10/28) . . . The score gave the Redskins a 24-14 lead in a game they went on to win 35-21 . . . Recovered a fumble on kickoff coverage unit vs. Chicago (12/23) . . . Tallied three special teams tackles the following week at New Orleans (12/30).

2000 – Spent six games on the Redskins' practice squad and nine on the 53-man roster . . . Saw action in a reserve role in four games, was inactive for five . . . Did not post any stats.

1999 – Went to camp with Washington as an undrafted college free agent . . . Spent the first nine weeks of the season on the practice squad . . . Was signed to the 53-man roster on November 16 . . . Was inactive for each of the next six contests . . . Made NFL debut, in a reserve role, in

COLLEGE

regular season finale vs. Miami (1/2/00) . . . Was inactive for both playoff games. Was a four-year letterman (1995-98) at Baylor . . . Finished his career with 78 receptions for 1,088 yards and two touchdowns . . . Totaled career-best figures of 33 catches for 478 yards

PERSONAL

and a score as a senior . . . Majored in sports management. Single, resides in Dallas, Texas . . . Prepped at Cedar Hill (Texas) High School where he was a Blue Chip All-America selection and a two-time all-district wide receiver . . . Was active in the community during his tenure in Washington, including work with the "Redskins Read" program, in which he read to children and teamed up with Federal Express to distribute 25,000 books to D.C. students . . . Cousin, Reyna Thompson, was a cornerback in the NFL for ten years, having played for Miami (1986-88), N.Y. Giants (1989-92) and New England (1993-95) . . . Full

DERRIUS THOMPSON'S NFL REGULAR SEASON STATISTICS

YEAR	TEAM	G-S	RECEIVING					RUSHING				
			NO.	YDS.	AVG.	LG	TD	ATT.	YDS.	LG	TD	
1999	Washington	1-0	0	0	0.0	0	0	0	0	0	0	0
2000	Washington	4-0	0	0	0.0	0	0	0	0	0	0	0
2001	Washington	16-0	3	52	17.3	31t	1	0	0	0	0	0
2002	Washington	16-14	53	773	14.6	47	4	10	77	26	0	0
2003	Miami	16-12	26	359	13.8	31	0	0	0	0	0	0
2004	Miami	16-3	23	359	15.6	36	4	0	0	0	0	0
6-YEAR TOTALS		69-29	105	1543	14.7	47	9	10	77	26	0	0

DERRIUS THOMPSON'S NFL PLAYOFF STATISTICS

YEAR	TEAM	G-S	RECEIVING					RUSHING				
			NO.	YDS.	AVG.	LG	TD	ATT.	YDS.	LG	TD	

ADDITIONAL STATS

Kickoff Returns: 3 for 17 yards, 5.7 avg., long of 17 in 2001; 6 for 91 yards, 15.2 avg., long of 21 in 2002 for total of 9 for 108 yards, 12.0 avg., long of 21

Special Teams Tackles: 11 in 2001, 5 in 2002 for total of 16

Special Teams Fumble Recoveries: 1 in 2001

Miscellaneous Tackles: 2 in 2003

SINGLE-GAME HIGHS

Most Receptions: 7 at Philadelphia, 12/15/02
6 at Dallas, 11/28/02
6 vs. N.Y. Giants, 12/8/02
5 at Green Bay, 10/20/02
5 vs. Houston, 12/22/02

Most Receiving Yards: 122 vs. N.Y. Giants, 12/8/02
94 at Dallas, 11/28/02
89 at Green Bay, 10/20/02
78 vs. Dallas, 12/29/02
73 vs. Houston, 12/22/02

Longest Receptions: 47 at Green Bay, 10/20/02
40 vs. Dallas, 12/29/02
36 vs. N.Y. Giants, 12/8/02
36 vs. Pittsburgh, 9/26/04
35 at Dallas, 11/28/02

2001 GAME-BY-GAME STATISTICS (Washington)

DATE	OPPONENT	P/S	RECEIVING					RUSHING					W/L SCORE
			NO.	YDS.	LG	TD		ATT.	YDS.	LG	TD		
10/21	CAROLINA	P	1	19	19	0		0	0	0	0		W 17-14
10/28	N.Y. GIANTS	P	1	31	31t	1		0	0	0	0		W 35-21
11/18	at Denver	P	1	2	2	0		0	0	0	0		W 17-10
2001 TOTALS		16-0	3	52	31t	1		0	0	0	0		8-8

2002 GAME-BY-GAME STATISTICS (Washington)

DATE	OPPONENT	P/S	RECEIVING					RUSHING					W/L SCORE
			NO.	YDS.	LG	TD		ATT.	YDS.	LG	TD		
9/8	ARIZONA	S	4	45	17t	1		1	13	13	0		W 31-23
9/16	PHILADELPHIA	S	1	9	9	0		0	0	0	0		L 7-37
9/22	at San Francisco	S	2	21	15	0		1	-5	-5	0		L 10-20

10/6 at Tennessee P 0 0 0 0 0 0 0 0 0 W 31-14

2002 GAME-BY-GAME STATISTICS (Washington)

DATE	OPPONENT	P/S	RECEIVING				RUSHING				W/L	SCORE
			NO.	YDS.	LG	TD	ATT.	YDS.	LG	TD		
10/13	NEW ORLEANS	P	3	44	18	0	0	0	0	0	L	27-43
10/20	at Green Bay	S	5	89	47	0	4	48	26	0	L	9-30
10/27	INDIANAPOLIS	S	4	63	22	0	1	3	3	0	W	26-21
11/3	at Seattle	S	0	0	0	0	0	0	0	0	W	14-3
11/10	at Jacksonville	S	3	24	12	0	1	12	12	0	L	7-26
11/17	at N.Y. Giants	S	1	8	8	0	0	0	0	0	L	17-19
11/24	ST. LOUIS	S	2	33	26	0	0	0	0	0	W	20-17
11/28	at Dallas	S	6	94	35	1	0	0	0	0	L	20-27
12/8	N.Y. GIANTS	S	6	122	36	0	1	5	5	0	L	21-27
12/15	at Philadelphia	S	7	70	21t	1	0	0	0	0	L	21-34
12/22	HOUSTON	S	5	73	28	1	1	1	1	0	W	26-10
12/29	DALLAS	S	4	78	40	0	0	0	0	0	W	20-14
2002 TOTALS			16-14	53	773	47	4	10	77	26	0	7-9

2003 GAME-BY-GAME STATISTICS (Miami)


DATE	OPPONENT	P/S	RECEIVING				RUSHING				W/L	SCORE
			NO.	YDS.	LG	TD	ATT.	YDS.	LG	TD		
9/7	HOUSTON	P	0	0	0	0	0	0	0	0	L	20-21
9/14	at N.Y. Jets	S	1	24	24	0	0	0	0	0	W	21-10
9/21	BUFFALO	S	3	32	20	0	0	0	0	0	W	17-7
10/5	at N.Y. Giants	S	2	22	16	0	0	0	0	0	W	23-10
10/12	at Jacksonville	S	1	16	16	0	0	0	0	0	W	24-10
10/19	NEW ENGLAND	S	3	65	31	0	0	0	0	0	L	13-19
10/27	at San Diego	P	2	20	14	0	0	0	0	0	W	26-10
11/2	INDIANAPOLIS	P	0	0	0	0	0	0	0	0	L	17-23
11/9	at Tennessee	S	2	17	9	0	0	0	0	0	L	7-31
11/16	BALTIMORE	P	1	10	10	0	0	0	0	0	W	9-6
11/23	WASHINGTON	S	1	16	16	0	0	0	0	0	W	24-23
11/27	at Dallas	S	2	38	24	0	0	0	0	0	W	40-21
12/7	at New England	S	2	31	22	0	0	0	0	0	L	0-12
12/15	PHILADELPHIA	S	3	35	19	0	0	0	0	0	L	27-34
12/21	at Buffalo	S	0	0	0	0	0	0	0	0	W	20-3
12/28	N.Y. JETS	S	3	33	17	0	0	0	0	0	W	23-21
2003 TOTALS			16-12	26	359	31	0	0	0	0	0	10-6

2004 GAME-BY-GAME STATISTICS (Miami)

DATE	OPPONENT	P/S	RECEIVING				RUSHING				W/L	SCORE
			NO.	YDS.	LG	TD	ATT.	YDS.	LG	TD		
9/11	TENNESSEE	P	0	0	0	0	0	0	0	0	L	7-17
9/19	at Cincinnati	P	1	7	7	0	0	0	0	0	L	13-16
9/26	PITTSBURGH	P	2	47	36	0	0	0	0	0	L	3-13
10/3	NEW YORK JETS	S	1	25	25	0	0	0	0	0	L	9-17
10/10	at New England	P	2	23	15	0	0	0	0	0	L	10-24
10/17	at Buffalo	P	1	24	24t	1	0	0	0	0	L	13-20
10/24	ST. LOUIS	P	0	0	0	0	0	0	0	0	W	31-14
11/1	at New York Jets	P	1	29	29t	1	0	0	0	0	L	14-41
11/7	ARIZONA	S	1	14	14	0	0	0	0	0	L	23-24
11/21	at Seattle	P	3	51	25	0	0	0	0	0	L	17-24
11/28	at San Francisco	P	3	19	7	0	0	0	0	0	W	24-17
12/5	BUFFALO	S	3	42	19	0	0	0	0	0	L	32-42
12/12	at Denver	P	0	0	0	0	0	0	0	0	L	17-20
12/20	NEW ENGLAND	P	2	31	21t	1	0	0	0	0	W	29-28
12/26	CLEVELAND	P	2	34	18t	1	0	0	0	0	W	10-7
1/2	at Baltimore	P	1	13	13	0	0	0	0	0	L	23-30
2004 TOTALS			16-3	23	359	36	4	0	0	0	0	4-12

DERRIUS THOMPSON'S RECEIVING BREAKDOWN


	2004						CAREER					
	G	NO	YDS	AVG	LG	TD	G	NO	YDS	AVG	LG	TD
Buffalo	2	4	66	16.5	25t	1	4	7	98	14.0	25t	1
Miami	-	-	-	-	-	-	1	0	0	0.0	0	0
New England	2	4	54	13.5	21t	1	4	9	150	16.7	31	1
N.Y. Jets	2	2	54	27.0	29t	1	4	6	111	18.5	29t	1
AFC East	6	10	174	17.4	29t	3	13	22	359	16.3	31	3
Baltimore	1	1	13	13.0	13	0	3	2	23	11.5	13	0
Cincinnati	1	1	7	7.0	7	0	1	1	7	7.0	7	0
Cleveland	1	2	34	17.0	18t	1	1	2	34	17.0	18t	1
Pittsburgh	1	2	47	23.5	36	0	1	2	47	23.5	36	0
AFC Central	4	6	101	16.8	36	1	6	7	111	15.9	36	1
Houston	-	-	-	-	-	-	2	5	73	14.6	28	1
Indianapolis	-	-	-	-	-	-	2	4	63	15.8	22	0
Jacksonville	-	-	-	-	-	-	3	4	40	10.0	16	0
Tennessee	1	0	0	-	-	0	3	2	17	8.5	9	0
AFC South	1	0	0	-	-	0	10	15	193	12.9	28	1
Denver	1	0	0	-	-	0	2	1	2	2.0	2	-
Kansas City	-	-	-	-	-	-	1	0	0	0.0	0	0
Oakland	-	-	-	-	-	-	-	-	-	-	-	-
San Diego	-	-	-	-	-	-	2	2	20	10.0	14	0
AFC West	1	0	0	-	-	0	5	3	22	7.3	14	0
AFC Total	12	16	275	17.2	36	4	35	47	685	14.6	36	5
Dallas	-	-	-	-	-	-	5	12	210	17.5	40	1
N.Y. Giants	-	-	-	-	-	-	5	10	183	18.3	36	1
Philadelphia	-	-	-	-	-	-	5	11	114	10.4	21	1
Washington	-	-	-	-	-	-	1	1	16	16.0	16	0
NFC East	-	-	-	-	-	-	16	34	523	15.4	40	3
Chicago	-	-	-	-	-	-	1	0	0	0.0	0	0
Detroit	-	-	-	-	-	-	-	-	-	-	-	-
Green Bay	-	-	-	-	-	-	2	5	89	17.8	47	0
Minnesota	-	-	-	-	-	-	-	-	-	-	-	-
NFC Central	-	-	-	-	-	-	3	5	89	17.8	47	0
Atlanta	-	-	-	-	-	-	-	-	-	-	-	-
Carolina	-	-	-	-	-	-	1	1	19	19.0	19	0
New Orleans	-	-	-	-	-	-	2	3	44	14.7	18	0
Tampa Bay	-	-	-	-	-	-	-	-	-	-	-	-
NFC South	-	-	-	-	-	-	3	4	63	15.8	19	0
Arizona	1	1	14	14.0	14	0	6	5	59	11.8	17	1
St. Louis	1	0	0	-	-	0	2	2	33	16.5	26	0
San Francisco	1	3	19	6.3	7	0	2	5	40	8.0	15	0
Seattle	1	3	51	17.0	25	0	3	3	51	17.0	25	0
NFC West	4	7	84	12.0	25	0	13	15	183	12.2	26	1
NFC Total	4	7	84	12.0	25	0	35	58	858	14.8	47	4
Home	8	11	193	17.5	36	2	35	56	901	16.1	40	5
Road	8	12	166	13.8	24	2	34	49	642	13.1	47	4
1st Down	16	2	32	16.0	18	1	-	-	-	-	-	-
2nd Down	16	8	150	18.8	36	2	-	-	-	-	-	-
3rd Down	16	12	156	13.0	25	0	-	-	-	-	-	-
4th Down	16	1	21	21.0	21t	1	-	-	-	-	-	-
1st Half	16	3	50	16.7	24	2	-	-	-	-	-	-
2nd Half	16	20	309	15.5	36	2	-	-	-	-	-	-
Overtime	-	-	-	-	-	-	-	-	-	-	-	-
Grass	11	16	235	14.7	36	2	54	80	1171	14.6	47	5
Turf	5	7	124	17.7	29	2	15	25	372	14.9	35	4
Aug./Sept.	3	3	54	18.0	36	0	12	14	185	13.2	36	1
October	4	4	72	18.0	25	1	18	26	441	17.0	47	2
November	4	8	113	14.1	29	1	18	27	355	13.1	35	2
Dec./Jan.	5	8	120	15.0	19	2	21	38	562	14.8	40	4
Games 1-8	8	8	155	19.4	36	2	34	41	655	16.0	47	4
Games 9-16	8	15	204	13.6	25	2	35	64	888	13.9	40	5
Wins	4	7	84	12.0	21	2	33	45	639	14.2	31	5
Losses	12	16	275	17.2	36	2	36	60	904	15.1	47	4
Ties	-	-	-	-	-	-	-	-	-	-	-	-



Travares Tillman

Safety • 26

Height/Weight 6-1, 205
Born 10/8/77
College Georgia Tech '00
Acquired UFA (Car.), 2005
Signed Through 2006
NFL Fifth Season
Dolphins First Season



PRO CAREER

CAREER TRANSACTIONS: Signed a two-year contract with the Dolphins as an unrestricted free agent from Carolina on March 4, 2005. . . Originally drafted by Buffalo in the second round (58th overall) in 2000 . . . Was waived by the Bills on September 1, 2000 . . . Signed with Houston on January 14, 2003 . . . Was waived by the Texans on September 17, 2003 and then claimed by Carolina a day later.

2004 – Underwent surgery on June 14, 2005 to debride a medial meniscal tear and articular cartilage damage . . . The surgery was performed by Dr. George Caldwell at Broward General Medical Center in Ft. Lauderdale . . . Played in six games with the Panthers, including a start at free safety vs. San Diego (10/24) . . . Sustained a broken right arm in the Chargers game . . . Was inactive for each of the next two weeks before being placed on injured reserve on November 9 . . . Finished the season with five tackles on defense and a pair of stops on special teams.

2003 – Began the season with Houston . . . Was inactive for each of the first two games before being waived by the Texans on September 17 . . . Was claimed by the Panthers on September 18 and went on to play in seven regular season games, all in a reserve role . . . Registered four tackles on special teams . . . Also saw action in a reserve role in Divisional Playoff game at St. Louis (1/10/04) . . . Was inactive for each of the Panthers' three remaining postseason contests.

2002 – Was out of football after being released by the Bills on September 1.

2001 – Had the most productive season of his NFL career . . . Started six of the 12 games in which he played at free safety . . . Tallied 47 tackles, an interception, five passes defended, a fumble recovery and a forced fumble . . . Was inactive for three of the final four games with a chest injury . . . Lone career interception came off a Mark Brunell pass at Jacksonville (10/18) in the game's final minute to preserve the Bills' 12-10 win . . . Recorded a career-high nine tackles vs. Miami (11/25), when he also recovered an Oronde Gadsden fumble (forced by Nate Clements) in the end zone to thwart a Dolphins scoring drive . . . Forced a fumble at San Francisco (12/2).

2000 – Played in 15 games, including four starts, in his rookie season with the Bills . . . Recorded 26 tackles and a pass defended . . . First NFL start came at free safety vs. Miami

FINS FACT

Travares started his own sports marketing company this offseason called "Red Zone Sports Group", which is based out of Atlanta. His first client was former Georgia Tech teammate Joe Hamilton, currently a quarterback with the Orlando Predators of the Arena Football League.

COLLEGE

(12/3) as he responded with six tackles.

Was a four-year letterman (1996-99) at Georgia Tech . . . Appeared in 40 games, including 32 starts, in his collegiate career, which he concluded as the Yellow Jackets' fourth all-time leading tackler with 236 . . . Also snared seven interceptions in his career, during which time he played both safety spots as well as cornerback . . . Was an All-ACC second-team selection each of his final two seasons . . . Tallied a career-best four interceptions as a sophomore in

PERSONAL

1997 when he opened all 11 games at strong safety . . . Majored in management sciences. Single . . . Was a standout wide receiver and defensive back at Toombs County High School in Lyons, Ga . . . Was a first-team Class A All-State selection and the District 3-A Defensive Player of the Year as a senior . . . Also lettered in basketball and golf . . . Full name is Travares

TRAVARES TILLMAN'S NFL REGULAR SEASON STATISTICS

YEAR	TEAM	G-S	TACK.	ASST.	TOTAL	FUM. REC.	INT.	YDS.	LG	TD
2000	Buffalo	15-4	19	7	26	0	0	0	-	0
2001	Buffalo	12-6	24	23	47	0	1	0	0	0
2003	Houston	0-0	0	0	0	0	0	0	-	0
	Carolina	7-0	0	0	0	0	0	0	-	0
2004	Carolina	6-1	3	2	5	0	0	0	-	0
4-YEAR TOTALS		40-11	46	32	78	0	1	0	0	0

TRAVARES TILLMAN'S NFL PLAYOFF STATISTICS

YEAR	TEAM	G-S	TACK.	ASST.	TOTAL	FUM. REC.	INT.	YDS.	LG	TD
2003	Carolina	1-0	0	0	0	0	0	0	-	0

ADDITIONAL STATS

Passes Defensed: 1 in 2000, 5 in 2001 for total of 6

Forced Fumbles: 1 in 2001



Keith Traylor

Defensive Tackle • 94

Height/Weight.....6-2, 337
 Born9/3/69
 College ..Central State (Okla.) '91
 AcquiredFA, 2005
 Signed Through2006
 NFL.....15th Season
 DolphinsFirst Season



PRO CAREER

CAREER TRANSACTIONS: Signed a two-year contract with the Dolphins as a free agent on May 23, 2005 after being released by New England on May 4 . . . Originally was a third-round draft choice (61st overall) of Denver in 1991 . . . Was waived by the Broncos on June 7, 1993 . . . Subsequently signed with the Raiders on July 19, 1993 before being released on August 30, 1993 . . . Was signed by Green Bay on September 14, 1993 . . . Was released by the Packers on November 9, 1993 . . . Signed by Kansas City on January 7, 1994 . . . Was released by the Chiefs on January 14, 1994 and then re-signed on May 18 . . . Was released by Kansas City on August 28, 1994

FINS FACT

After playing inside linebacker throughout his collegiate career and his first three years in the NFL, when he played at 260 pounds, Keith was moved to the defensive line during training camp with Kansas City in 1994. Despite being released by the Chiefs prior to the '94 regular season, Keith was persistent, and after playing with Barcelona of the NFL Europe League in the spring of 1995, he earned a spot on Kansas City's roster later that year. Since that time, he has gone on to start 112 of the 150 regular season games in which he has played, and has been a part of three Super Bowl championship clubs.

and then re-signed on February 28, 1995 . . . Signed with Denver as an unrestricted free agent on March 10, 1997 . . . Was released by the Broncos on March 14, 2001 and then signed by Chicago on March 24, 2001 . . . Signed with New England as an unrestricted free agent on March 31, 2004.

2004 – Started 10 of the 16 regular season games in which he played for the Patriots at the nose tackle spot . . . Posted 33 tackles . . . Part of a unit that ranked sixth in the NFL in rush defense, allowing an average of only 98.3 yards per game . . . Had a season-best four tackles vs. Miami (10/10) . . . Started each of the final ten regular season games . . . Opened two of three postseason contests, including Divisional game vs. Indianapolis (1/16/05) and AFC Championship game at Pittsburgh (1/23/05) . . . Recorded two tackles in the playoffs, including one in Super Bowl XXXIX win over Philadelphia (2/6/05).

2003 – Started all ten games in which he played with Chicago . . . Recorded 18 tackles, a forced fumble and three passes defended . . . Was inactive for six contests (4-8, 15) . . . Had three tackles and a forced fumble vs. St. Louis (11/16).

2002 – Started all 15 games that he played with the Bears . . . Registered 41 tackles, a sack, a forced fumble and two passes defended . . . Posted a season-high five tackles on two occasions; vs. New Orleans (9/22) and at St. Louis (11/18) . . . In the Rams contest, which also was a Monday night affair, accounted for his only sack of the season . . . Was inactive for season finale vs. Tampa Bay (12/29).

2001 – Started 15 of the 16 games in which he appeared in his first season with the Bears . . . Notched 45 tackles, two sacks, an interception, two forced fumbles and four passes defended . . . Part of a defensive unit that ranked second in the NFL, as they allowed an average of only 82.1 yards rushing per contest . . . Came up with a season-high seven tackles vs. San Francisco (10/28) . . . Accounted for the second interception of his career in season finale vs. Jacksonville (1/6/02) when he picked off a Mark Brunell pass and returned it 67 yards to the Jaguars' 9, setting up a Bears touchdown two plays afterward in a 33-13 victory . . . Started Divisional Playoff game vs. Philadelphia (1/19/02) . . . Was credited with four tackles and a pass defended.

2000 – Started all 16 regular season games for the Broncos . . . Tallied a career-high 53 total tackles . . . Added one sack, a fumble recovery, two forced fumbles and four passes defended . . . Tackle total led all Denver linemen . . . Over a five-game span (6-9), registered 23 tackles, including six vs. New England (10/1), one of which was a sack . . . Had a fumble recovery and forced fumble vs. San Diego (11/19) . . . Turned in a season-high seven-tackle effort at Seattle (11/26) . . . Started First-Round Playoff game at Baltimore (12/31) and posted one tackle.

1999 – Started all 15 games that he played with Denver . . . Collected 42 tackles, 1.5 sacks, two forced fumbles and a career-high six passes defended . . . Lone full sack of the season came at Detroit (12/25) . . . Had forced fumbles at Jacksonville (12/13) and vs. San Diego (1/2/00).

1998 – Started 14 of the 15 games in which he played with the Broncos . . . Registered 49 tackles, two sacks, a fumble recovery and two passes defended . . . Part of a unit that ranked third in the NFL in rush defense (80.4 ypg) . . . Was inactive at Oakland (9/20) with a sprained ankle sustained the previous week vs. Dallas (9/13) . . . Recorded sacks vs. Philadelphia (10/4) and in Monday night contest at Kansas City (11/16) . . . Recovered a fumble vs. Jacksonville (10/25) . . . Had a season-high six tackles vs. San Diego (11/8) . . . Started each of Denver's three playoff games, including Super Bowl XXXIII victory over Atlanta at Dolphins Stadium (1/31/99) . . . Totaled six tackles and a pass defended in the playoffs.

1997 – Started all 16 regular season games after re-joining the Broncos as an unrestricted free agent . . . Posted 51 tackles, two sacks, an interception and two passes defended for a unit that ranked fifth in the NFL in overall defense (291.9 ypg) . . . Sack total marked a career-high and is a figure he has since equaled twice . . . Tackle total led all Broncos linemen . . . Had six tackles and a sack at Seattle (9/7) . . . Also turned in a six-tackle effort at Atlanta (9/28) . . . First career interception came at Buffalo (10/26) when he picked off a Todd Collins pass and returned it 62 yards for a touchdown, as the Broncos went on for a 23-20 overtime victory after not arriving in Buffalo until well after midnight the night before because of a snowstorm . . . Started all four playoff games following the season . . . Registered 11 tackles, a sack and two passes defended . . . Posted four tackles with a pass breakup in Denver's First-Round Playoff

win vs. Jacksonville (12/27) ... Was awarded a game ball in the Broncos' Divisional playoff victory at Kansas City (1/4/98) when he recorded three tackles, including two tackles for loss, just two days after his mother passed away ... Registered two tackles, including a sack and a pass breakup in AFC Championship Game at Pittsburgh (1/11/98) ... Posted two tackles vs. Green Bay (1/25/98) in Denver's win in Super Bowl XXXII.

1996 – Played in 15 games, including one start with the Chiefs . . . Notched 42 tackles, a sack, a forced fumble and a pass defended . . . Blocked a Cole Ford 43-yard field goal attempt vs. Oakland (9/8) . . . Had a season-high six tackles vs. Pittsburgh (10/7) in Monday night game . . . Lone sack of the season occurred vs. Detroit (11/28) . . . Only starting assignment of the year came vs. Indianapolis (12/15) when he tallied four tackles.

1995 – Was re-signed by Kansas City during the offseason . . . In first NFL season playing along the defensive line in '95, saw action in all 16 games in a reserve role with the Chiefs . . . Was credited with 19 tackles, 1.5 sacks, a fumble recovery, a forced fumble and four passes defended . . . Came up with three tackles and a sack vs. San Diego (10/9) . . . Also played with Barcelona of the NFL Europe League in the spring of '95 . . . Started three of the eight games that he played with the Dragons and recorded 18 tackles and a pair of fumble recoveries.

1994 – Was out of football after being waived by Kansas City in the final cutdown prior to the regular season.

1993 – Signed with the L.A. Raiders on July 19 after being waived by the Broncos on June 7 . . . Was waived by the Raiders on August 20 ... Signed with Green Bay on September 14 and played in five games with the Packers, all in a reserve role . . . Was inactive for one contest . . . Had one tackle before being released on November 9 ... Signed with Kansas City on January 5, 1994 and was inactive for Chiefs' First-Round Playoff game vs. Pittsburgh (1/8/94), and was then waived on January 14.

1992 – Opened three of the 16 games in which he played with the Broncos . . . Collected 39 tackles, a sack and a forced fumble from his linebacker spot . . . First sack of NFL career occurred vs. Seattle (12/20), when he tackled Stan Gelbaugh for a 14-yard loss, one of eight sacks on the day for Denver in a 10-6 win.

1991 – Started two of the 16 regular season games in which he played for Denver as a rookie . . . Recorded 27 tackles . . . First start of NFL career came vs. Seattle (9/15) when he opened at an inside linebacker spot in place of the injured Michael Brooks . . . Responded with nine tackles. . . Also started the following week vs. San Diego (9/22) and recorded ten stops . . . Saw action in both playoff games following the season in a reserve role . . . During playoffs,

COLLEGE

saw some time at fullback in goal-line situations . . . Was an all-rookie selection by Pro Football Weekly and Football Digest.

Began his collegiate career at Coffeyville (Kan.) Junior College where he played two seasons (1987-88), before transferring to Central State in Oklahoma, where he played his final two seasons (1989-90) . . . Was a linebacker all four years . . . Amassed 146 tackles, five sacks,

PERSONAL

two interceptions, three forced fumbles and a pair of fumble recoveries at Central State . . . Was a first-team All-Lone Star Conference selection as a senior when he posted 79 tackles, five sacks, two interceptions and two fumble recoveries . . . Majored in industrial safety. Married to Krista with a son, Brandon . . . Was a two-time all-state and all-conference linebacker

KEITH TRAYLOR'S NFL REGULAR SEASON STATISTICS

YEAR	TEAM	G-S	TACK.	ASST.	TOTAL	FUM. REC.	FOR. FUM.	QB SACK	YDS LOST
1991	Denver	16-2	12	15	27	0	0	0	0.0
1992	Denver	16-3	21	18	39	0	1	1.0	14.0
1993	Green Bay	5-0	0	0	0	0	0	0	0.0
1995	Kansas City	16-0	16	3	19	1	1	1.5	12.5
1996	Kansas City	15-1	31	11	42	0	1	1.0	3.0
1997	Denver	16-16	39	12	51	0	0	2.0	20.0
1998	Denver	15-14	40	9	49	1	0	2.0	8.0
1999	Denver	15-15	36	6	42	0	2	1.5	10.5
2000	Denver	16-16	44	9	53	1	2	1.0	0.0
2001	Chicago	16-15	17	28	45	0	2	2.0	8.0
2002	Chicago	15-15	24	17	41	0	1	1.0	7.0
2003	Chicago	10-10	13	5	18	0	1	0	0.0
2004	New England	16-10	23	10	33	0	0	0	0.0

KEITH TRAYLOR'S NFL PLAYOFF STATISTICS

YEAR	TEAM	G-S	TACK.	ASST.	TOTAL	FUM. REC.	FOR. FUM.	QB SACK	YDS LOST
1991	Denver	2-0	0	0	0	0	0	0	0.0
1993	Kansas City	0-0	0	0	0	0	0	0	0.0
1995	Kansas City	1-0	2	0	2	0	0	0	0.0
1997	Denver	4-4	9	2	11	0	0	1.0	1.0
1998	Denver	3-3	3	3	6	0	0	0	0.0
2000	Denver	1-1	0	1	1	0	0	0	0.0
2001	Chicago	1-1	1	3	4	0	0	0	0.0
2004	New England	3-2	1	1	2	0	0	0	0.0

ADDITIONAL STATS

Interceptions: 1 for 62 yards, 1 TD in 1997; 1 for 67 yards in 2001 for total of 2 for 129 yards, 1 TD

Passes Defensed: 4 in 1995, 1 in 1996, 2 in 1997, 2 in 1998, 6 in 1999, 2 in 2000, 4 in 2001, 2 in 2002, 3 in 2003 for total of 26 (P-4)

Blocked Kicks: 1 field goal in 1996

DOLPHINS NAME


Mariners, Marauders, Mustangs, Missiles, Moons, Sharks, Suns. None of those other names suggested to the American Football League expansion franchise in 1965 could raise a fin to the runaway winner.

"Dolphins" was submitted by 622 entrants in a contest which attracted 19,843 entries and more than a thousand different names. The dozen finalists were delivered to a seven-member screening committee of local media.

The bottlenose dolphin, an intelligent creature with an irresistible built-in grin, has inspired wonder for centuries. Plutarch observed 1,900 years ago that the dolphin "is the only creature who loves man for his own sake." Every trainer will have a tale of the dolphin's cleverness and ingenuity, and scientists are fascinated by a dolphin's natural equipment which far surpasses the range of Navy sonar equipment.

"The dolphin is one of the fastest and smartest creatures of the sea," Joe Robbie said in announcing the team name on October 8, 1965. "Dolphins can attack and kill a shark or a whale. Sailors say bad luck will come to anyone who harms one of them."

Mrs. Robert Swanson of West Miami won two lifetime passes to Dolphins games with her nickname entry. The tiebreaker was picking the winner and score of the 1965 game between the University of Miami and Notre Dame. It ended in a scoreless tie.



Matt Turk

Punter • 1

Height/Weight.....6-5, 243
Born6/16/70
CollegeWisconsin-Whitewater '93
AcquiredFA, 2003
Signed Through.....2006
NFL11th Season
DolphinsFifth Season



PRO CAREER

CAREER TRANSACTIONS: Originally signed with Green Bay as an undrafted college free agent in 1993 before being waived by the Packers on August 4, 1993 . . . Signed with the Rams during the 1994 offseason and was released on August 22, 1994 . . . Signed with Washington on April 5, 1995 . . . Was traded to the Dolphins on March 9, 2000 in exchange for a seventh-round draft choice in 2001 . . . Signed with the Jets as an unrestricted free agent from Miami on April 23, 2002 . . . Signed with the Dolphins as a free agent on September 29, 2003.

FINIS FACT

Prior to landing a full-time spot in the NFL with Washington in 1995, Matt held various jobs including a bartender, a roofer and working for a moving company.

CAREER PRO BOWL SELECTIONS: 3 (1996, 1997, 1998)

2004 – Hit a career-high 98 punts for a 41.7 average with 29 inside-the-20 and 10 touchbacks . . . Put together a net average of 37.2, which tied for fourth in the AFC . . . Tied for first in the AFC, along with San Diego's Mike Scifres, with 29 kicks inside the 20 . . . Punting total surpassed his previous single-season career-high of 92 set in 2000, his first season with the Dolphins, while it also established a new team single-season standard, eclipsing the previous mark of 93, set by Klaus Wilmsmeyer in 1998 . . . His total also led the AFC and was third in the NFL in '04 . . . Hang time was instrumental in opponents averaging just 5.7 yards per punt return, the lowest average in the AFC and second in the NFL . . . Had a punt of 50 yards or longer in 11 games, and a total of 19 punts that went 50+ yards , including a high of three vs. Arizona (11/7) and at San Francisco (11/28) . . . Had a season-long punt of 67 yards at Buffalo (10/17) . . . Punted a season-high 10 times at Cincinnati (9/19), when he amassed a 40.0-yard average with three inside-the-20 and no touchbacks . . . Attained the 40.0-yard mark in net average five times during the course of the year, including a high of 45.0 vs. Buffalo (12/5), the first of three straight games in which he reached that mark . . . Put together a net of 42.8 in the third game of that stretch, in Monday night contest vs. New England (12/20), when he also posted a season-best 45.7 gross average . . . Had a season-high four kicks inside-the-20 at San Francisco (11/28) . . . Over the final six games of the season, had 12 punts inside-the-20 with just three touchbacks.

2003 – Did not attend an NFL training camp . . . Was signed by the Dolphins on September 29 and went on to play in each of the final 13 games of the season . . . In addition to punting chores, also served as the holder on placements . . . Hit 68 punts for a 38.7-yard average with 23 inside-the-20, seven touchbacks, a long of 57 and a net average of 34.5 . . . Also rushed for 30 yards on three attempts . . . Despite playing in only 13 games, his 23 kicks inside-the-20 ranked seventh in the AFC . . . Amassed a season-high 45.3-yard average on seven punts, including two inside-the-20, vs. Indianapolis (11/2) . . . Two weeks later, in 9-6 overtime win over Baltimore (11/16), punted seven times for a 37.7-yard average while also tying a career-high with five kicks inside-the-20 . . . Two of his punts that day were downed inside-the-10, including one at the 9-yard line in the overtime period . . . Matched his season-high average the week afterwards vs. Washington (11/23), when he put together a 45.3-yard norm on four punts, including a season-best 40.3 net average . . . Had a key 57-yard punt in the fourth quarter of that game, which was fumbled by the Redskins' Patrick Johnson at the Washington 16 and recovered by the Dolphins, enabling Miami to run out the final 2:00 in a 24-23 win . . . Established a Dolphins single-game record with 11 punts at New England

(12/7), surpassing the previous mark of ten, achieved three different times, most recently by Klaus Wilmsmeyer on September 20, 1998 against Pittsburgh . . . Averaged 36.9 a punt that day, in a game that was played throughout a snowstorm . . . Had a career-long 23-yard run out of punt formation in Monday night game vs. Philadelphia (12/15) . . . Did not attempt any punts in season finale vs. N.Y. Jets (12/28).

2002 – Played in all 16 games with the Jets after signing as an unrestricted free agent . . . Punted 63 times for a 41.0-yard average with 13 inside-the-20, nine touchbacks, a long of 65 and a net average of 34.9 . . . Also had one rush for 14 yards . . . In two playoff games, punted four times for a 34.3-yard average . . . Hit the 600th punt of his NFL career in game vs. Miami (11/10) . . . Had a season-long 65-yard punt at Miami (9/22), the second straight week in which he had a punt of longer than 60 yards, having had a 62-yarder vs. New England (9/15).

2001 – Played in all 16 regular season games and one playoff contest with the Dolphins . . . Averaged 41.0 on 81 punts with 28 inside-the-20, seven touchbacks and a long of 77 . . . Had a net average of 37.6, which ranked second in the AFC and third in the NFL . . . 28 kicks inside-the-20 tied for second in the AFC and third in the NFL . . . Amassed a net average of 40.0 or better six times during the course of the season . . . Had a punt of longer than 50 yards in nine contests . . . Over the last nine games of the season, amassed a net average of 38.3, as 20 of his 50 punts during this time landed inside-the-20 while just two went for touchbacks . . . During this nine-game span, opponents accumulated just 61 total punt return yards . . . Was named AFC Special Teams Player of the Week vs. New England (10/7) when he hit four punts for a 40.8-yard average with a long of 60 and three kicks inside-the-20, including two that were downed inside the five, in the Dolphins' 30-10 win . . . One of his punts was fumbled and then recovered by the Dolphins, leading to a field goal . . . It marked his third Player of the Week Award during the regular season and his fourth overall, including playoffs . . . Hit six punts for a season-best 46.7-yard average, including a career-long 77-yard punt, at Buffalo (11/25) . . . That 77-yarder also tied a Dolphins record, first set by Reggie Roby on November 29, 1987 at Buffalo . . . Was named AFC Special Teams Player of the Week for the second time in less than two months in the Dolphins' 21-10 victory over Denver (12/2), as he hit seven punts for a 42.9-yard average with four inside-the-20 and no touchbacks, a long of 59 and a net of 41.4 . . . Had best performance in season-ending 34-7 win over Buffalo (1/6/02) . . . Averaged 46.4 on five punts, with all five being placed inside-the-20 . . . Put together a season-high net average of 48.4 . . . In First Round-Playoff game vs. Baltimore (1/13/02), hit five punts for a 47.4-yard average with a long of 52, two inside-the-20, one touchback and a net of 42.8.

2000 – Played in all 16 regular season games and both playoff contests in his first season with the Dolphins after being acquired in a trade with Washington . . . During the regular season, punted 92 times for a 42.1-yard gross average and a net of 36.2 . . . Also had a long of 70, 25 inside-the-20, and 14 touchbacks . . . 25 punts inside-the-20 tied for seventh-most in the AFC . . . 92 punts were the second-most of his career at the time and the second-most ever by a Dolphin in a season (now 3rd), trailing only Klaus Wilmsmeyer, who punted 93 times in 1998 . . . Accounted for at least one punt of 50 yards or longer in all but two games on the year . . . Overall, of his 92 punts during the regular season, 23 went 50 yards or longer . . . Hit a season-high nine punts for a 43.8-yard average at Minnesota (9/10) . . . In that game, also had a long of 62 yards and placed four punts inside-the-20 . . . Punted three times for a season-high 60.3 gross average and a season-best 53.3 net at Cincinnati (10/1) . . . Also had a 70-yard punt in that game, a career-long at that point . . . In addition, had a punt of 64 yards in the Bengals contest . . . Tied a season-high with four punts inside-the-20 the following week vs. Buffalo (10/8) . . . Proved key in 17-14 win at Indianapolis (11/26) when his seven punts went for a gross average of 49.6 and a net of 39.4 . . . Matched his season-long with a 70-yard punt while also placing two inside-the-20, including one at the one-yard line and another at the six . . . Gross average that day is the fourth-highest of his career (minimum of 4 punts) . . . Four of his punts that afternoon traveled longer than 50 yards . . . In two playoff games following the season, punted nine times for a 38.1-yard gross average and a net of 35.2, including a long of 53 and two inside-the-20 . . . Added one tackle on punt coverage in the postseason . . . Was voted as the NFL Special Teams Player of the Week for his performance in the Dolphins' First-Round victory over Indianapolis (12/30) when he had three punts for a gross average of 46.0 and a net of 46.0, including a long of 53.

1999 – Played in 14 regular season games with Washington, missed two contests due to injury . . . Punted a career-low 62 times for a 41.4-yard average with a long of 57, 16 inside-the-20 and 10 touchbacks . . . Had a net average of 35.6 . . . Had six punts for a 44.2-yard average

with a season-long punt of 57 yards at N.Y. Jets (9/26) . . . Was inactive at Dallas (10/24) with a fractured middle finger, and vs. Chicago (10/31) with back spasms . . . Placed six kicks inside-the-20 over the final three weeks of the season . . . Appeared in both playoff games following the 1999 season, the first two of his NFL career . . . Punted 12 times for 499 yards, a 41.6-yard average with a long of 52 and four kicks inside-the-20 in the postseason.

1998 – Was selected to his third straight Pro Bowl . . . Punted 93 times for 4,103 yards, a 44.1-yard gross average . . . His punts and yardage totals both marked career-highs . . . Put together an NFC-best 39.0 net average, which trailed only Tennessee's Craig Hentrich (39.2) for the NFL lead . . . Finished with a career-best 33 punts inside the opponents' 20-yard line, which tied him for second in the NFL along with Brad Maynard and behind Pittsburgh's Josh Miller (34) . . . Hit four punts for a career-high 53.0-yard average vs. Denver (9/27), when he also had a long punt of 69 yards . . . Was named NFC Special Teams Player of the Week for his performance vs. N.Y. Giants (11/1) when he hit ten punts for a 43.5-yard average with three inside-the-20 and two kicks of 65 yards.

1997 – Was named to his second consecutive Pro Bowl . . . Punted 84 times for 3,788 yards, a 45.1-yard gross average . . . Put together a net average of 39.2 . . . Had a long of 62, 32 kicks inside-the-20 and 22 touchbacks . . . Gross average was second-best in the NFC, while his net of 39.2 led the NFL . . . 32 kicks inside-the-20 were second-most in the league, trailing only the Giants' Brad Maynard, who had 33 . . . Hit seven punts for a 49.9-yard average, in addition to the first blocked punt of his career, vs. Arizona (9/14) . . . Punted seven times for a 44.7-yard average with a season-long kick of 62 yards at Philadelphia (10/5) . . . Had another outstanding day vs. Detroit (11/9) when he connected on seven punts for a 47.9-yard average, with a long of 59 and four of over 50 yards.

1996 – Was voted to the Pro Bowl in just his second NFL season . . . Punted 75 times for 3,386 yards, a 45.1-yard average, with a long of 63, 24 inside-the-20 and 11 touchbacks . . . Put together a net average of 39.2, which led the NFL . . . Gross average led the NFC . . . Punted seven times for a 48.7-yard average with a long of 58 in season-opener vs. Philadelphia (9/1) . . . Hit six punts for a 47.2-yard average with a long of 59 and a career-high five kicks inside-the-20, at St. Louis (9/22) . . . Had six punts for a season-high 50.8-yard average with a long of 57 at Dallas (11/26) . . . Four of his five punts were downed inside-the-20 at Arizona (12/15), when he amassed a 46.2-yard average.

1995 – In first NFL season, punted 74 times for a 42.4-yard average, 29 inside-the-20, nine touchbacks and a long of 60 . . . Amassed a net average of 37.7 . . . 29 kicks inside-the-20 led the NFL . . . Net average was second in the NFC and fourth in the NFL . . . Hit four punts for a 44.8-yard average including a season-long 60-yard punt, in opener vs. Arizona (9/3) . . . Had a net average of 40.0 that day . . . Had a season-high three punts downed inside-the-20 in each of three consecutive weeks (vs. Seattle 11/19, vs. Philadelphia 11/26, at Dallas 12/3).

1993-94 – Went to training camp with Green Bay as an undrafted rookie free agent in 1993 and was waived by the Packers prior to the regular season . . . Also was released by the Rams

COLLEGE

in training camp in 1994.

Played on three straight Wisconsin State University Conference championship teams during his college career at Wisconsin-Whitewater . . . During his career, punted 110 times for 3,991

PERSONAL

yards while averaging 36.3 yards per punt . . . Majored in elementary education.

Married to Stephanie with four daughters, Danielle, Matisen, Logan, Jessica and a son, Ben . . . Family also includes Webster, a chocolate lab-sheepdog mix . . . Attended Greenfield (Wis.) High School . . . Brother, Dan, who passed away during the 2000 football season, was a long snapper in the NFL from 1985-99, and was Matt's teammate with the Redskins from 1997-99 . . . Is the youngest of six children, all boys, which include Paul, Jerry, Jeff and Tony . . . Looks to his mother, Paula Turk, for inspiration . . . She raised all six boys on her own,

MATT TURK'S NFL REGULAR SEASON STATISTICS

YEAR	TEAM	G	NO.	YDS.	AVG.	NET	TB	IN20	LG	BLK
1995	Washington	16	74	3140	42.4	37.7	9	29	60	0
1996	Washington	16	75	3386	45.1	39.2	11	24	63	0
1997	Washington	16	84	3788	45.1	39.2	11	32	62	1
1998	Washington	16	93	4103	44.1	39.0	9	33	69	1
1999	Washington	14	62	2564	41.4	35.6	10	16	57	0
2000	Miami	16	92	3870	42.1	36.2	14	25	70	0
2001	Miami	16	81	3321	41.0	37.6	7	28	77	0
2002	N.Y. Jets	16	63	2584	41.0	34.9	9	13	65	0
2003	Miami	13	68	2631	38.7	34.5	7	23	57	0
2004	Miami	16	98	4088	41.7	37.2	10	29	67	0
10-YEAR TOTALS		155	790	33,475	42.4	37.8	97	252	77	2
MIAMI TOTALS		61	339	13,910	41.0	37.7	38	105	77	0

MATT TURK'S NFL PLAYOFF STATISTICS

YEAR	TEAM	G	NO.	YDS.	AVG.	NET	TB	IN20	LG	BLK
1999	Washington	2	12	499	41.6	39.9	0	4	52	0
2000	Miami	2	9	343	38.1	35.2	0	2	53	0
2001	Miami	1	5	237	47.4	42.8	1	2	52	0
2002	N.Y. Jets	2	4	137	34.3	34.3	0	1	39	0
PLAYOFF TOTALS		7	30	1216	40.5	38.2	0	9	53	0
MIAMI TOTALS		3	14	580	41.4	37.9	1	4	53	0

ADDITIONAL STATS

Rushing: 1 for 0 yards in 1996; 1 for 0 yards in 1997; 2 for -12 yards, -6.0 avg., long 2 in 1998; 1 for 14 in 2002; 3 for 30 yards, long of 23 in 2003, 1 for 3 yards in 2004 for total of 9 for 35 yards, 3.9 avg., long 23

Special Teams Tackles: 1 in 1995, 2 in 1996, 1 in 1997, 1 in 1998, 1 in 2004 for total of 6 (P-1)

SINGLE-GAME HIGHS

Most Punts:

11 at New England, 12/7/03
10 vs. N.Y. Giants, 11/1/98
10 at Kansas City, 11/5/95
10 at Cincinnati, 9/19/04
9 vs. N.Y. Giants, 11/23/97
9 at Minnesota, 9/10/00

Most Punt Yards:

435 vs. N.Y. Giants, 11/1/98
406 at New England, 12/7/03
400 at Cincinnati, 9/19/04
397 at Kansas City, 11/5/95
394 at Minnesota, 9/10/00

Highest Average (min. 4 punts):


53.0 vs. Denver, 9/27/98
50.8 at Dallas, 11/28/96
49.9 vs. Arizona, 9/14/97
49.6 at Indianapolis, 11/26/00
49.5 vs. San Francisco, 9/14/98

Longest Punts:

77 at Buffalo, 11/25/01
70 at Cincinnati, 10/1/00
70 at Indianapolis, 11/26/00
69 vs. Denver, 9/27/98
67 vs. Philadelphia, 11/15/98
67 at Buffalo, 10/17/04

Most Inside-the-20:

5 at St. Louis, 9/22/96
5 vs. Buffalo, 1/6/02
5 vs. Baltimore, 11/16/03
4 five times (last: at San Francisco, 11/28/04)



Wes Welker

Wide Receiver/Kick Returner • 83

Height/Weight.....5-9, 185
 Born5/1/81
 CollegeTexas Tech '04
 AcquiredFA, 2004
 Signed Through.....2006
 NFLSecond Season
 DolphinsSecond Season



PRO CAREER

CAREER TRANSACTIONS: Went to camp with San Diego as an undrafted college free agent in 2004 . . . Was waived by the Chargers on September 15, 2004 before signing with the Dolphins as a free agent on September 21.

2004 – Went to training camp with San Diego as an undrafted college free agent . . . Played in one game with the Chargers before being waived on September 15 . . . Signed with the Dolphins as a free agent on September 21, and went on to play in the final 14 games of the season, all in a reserve role . . . For the season, returned 61 kickoffs for a 23.2-yard average, including 57 for a 23.0-yard norm and one touchdown with the Dolphins . . . Fielded 43 punts for a 10.8-yard average overall, all with the Dolphins . . . Punt return average ranked second in the AFC, trailing only Cleveland's Dennis Northcutt (12.0) . . . It also placed fifth in the NFL . . . Amassed a 10.0-yard average or better in five games on the year . . . Kickoff return average was seventh in the AFC . . . Also was 1 of 1 on field goals, 1 of 1 on PATs and posted seven tackles on coverage units . . . Made Dolphins debut in week three game vs. Pittsburgh (9/26) . . . Returned three kickoffs for a 22.0-yard average and two punts for 20 yards . . . Had his duties expanded two weeks later at New England (10/10), when he brought back five kickoffs for a 20.2-yard average and five punts for an 8.2-yard average . . . Was thrust into the kicking duties after Olindo Mare sustained a calf injury in pre-game warm-ups, the first time had kicked since his junior season at Texas Tech when he had a PAT blocked against Baylor . . . Went on to convert his only field goal attempt – from 29 yards – and his only PAT against the Patriots . . . Also handled the kickoff chores . . . Became the first player in NFL history to have a kickoff return, a punt return, a field goal, a successful PAT and kickoff in the same game . . . Also was the first non-kicker in team history to record a PAT or field goal . . . For his performance, was named AFC Special Teams Player of the Week . . . Against Buffalo (12/5), fielded six punts for an 8.5-yard average, tied for the second-most punt returns by a Dolphin in a game, and the most since Nate Jacquet had six (10.5 avg.) in a First-Round Playoff game at Seattle on January 9, 2000 . . . It was the most by a Dolphin in the regular season since Vince Heflin had six returns (12.7 avg.) on September 23, 1984 against Indianapolis . . . In Monday night game against New England (12/20), fielded two punts for a 43.5-yard average, including a season-long return of 71 yards . . . That return, which tied for the seventh-longest punt return in team history and is the longest not to have gone for a touchdown, came in the first quarter and put the Dolphins at the Patriots 2, leading to a Sammy Morris touchdown run on the next play from scrimmage . . . In finale at Baltimore, took a kickoff back 95 yards for a touchdown, the first by a Dolphin since October 1, 1989 at Houston when Marc Logan took one back 97 yards for a score . . . It ended a drought of 898 kickoff returns in a row, by 76 different individuals, in which a kickoff had not been returned for a score . . . It tied for the fourth-longest kickoff return by a Dolphin in the regular season and the fifth overall, including playoffs . . . Overall on the day, fielded seven kickoffs for a 30.0-yard average, as the seven returns tied a club single-game record which had been achieved seven times previously, by six different players, most recently by Travis Minor on October 13, 2002 at Denver . . .

FINIS FACT

Following his career as a player, Wes would like to get into coaching. For as long as he can remember, football has been his passion. "I enjoy being outside and just like being around the game," Wes says. "I can't see myself doing anything else."

AMONG DOLPHINS SINGLE-SEASON RETURN LEADERS: In 2004, Welker established Dolphins' single-season records both punt returns and punt return yards . . . He surpassed the former records of Mark Clayton, who had 41 returns for 392 yards in 1983:

DOLPHINS SINGLE-SEASON PUNT RETURN LEADERS

MOST RETURNS

PLAYER	NO.	YEAR
1. WES WELKER	43	2004
2. Mark Clayton	41	1983

MOST YARDS

PLAYER	YARDS	YEAR
1. WES WELKER	464	2004
2. Mark Clayton	392	1983

His totals for both kickoff returns and kickoff return yards is second-most in team history trailing only Brock Marion, who fielded 62 kickoffs for 1,524 yards in 1999:

DOLPHINS SINGLE-SEASON KICKOFF RETURN LEADERS

MOST RETURNS

PLAYER	NO.	YEAR
1. Brock Marion	62	1999
2. WES WELKER	57	2004

MOST YARDS

PLAYER	YARDS	YEAR
1. Brock Marion	1524	1999
2. WES WELKER	1313	2004

C O L L E G E

Was a four-year letterman at Texas Tech (2000-03) during which time he appeared in a total of 50 games . . . Finished his career with 259 receptions for 3,069 yards and 21 touchdowns, 559 yards rushing and a TD on 79 attempts and 152 punts returns for 1,761 yards, an 11.6-yard average, and eight touchdowns . . . Is the NCAA career record-holder for punt return yards (1,761), as well as the single-season holder for returns (57 in 2002) . . . Finished as the NCAA all-time leader for punt return touchdowns (8), but the mark was equaled by Oklahoma's Antonio Perkins in 2004 . . . Reception and receiving yardage totals both are school career records . . . Was a three-time All-Big 12 first-team choice (2000, 2002-03) . . . As a senior, fielded 33 punts for an 11.7-yard average and a pair of scores . . . Also caught 97 passes for 1,099 yards and nine touchdowns . . . Reception total that year is second on the school's single-season list while his yardage total was third at the time (now 4th) . . . Was selected to play in the East-West Shrine Game and the Hula Bowl . . . As a junior, brought back 57 punts for a 13.2-yard average and three touchdowns, and had 86 receptions for 1,054 yards and seven TDs . . . Was a freshman All-America choice by The Sporting News in 2000 when he returned 28 punts for a 12.6-yard average and two touchdowns . . . Was also named to the Big 12 Commissioner's Honor Roll as a freshman . . . Graduated with a degree in management.

P E R S O N A L

Attended Heritage Hall High School in Oklahoma City, where he played both running back and defensive back . . . Was named the Oklahoma Player of the Year as a senior by numerous media outlets . . . Was an all-state choice as a running back . . . In his career, rushed for 3,235 yards and 53 touchdowns on 495 attempts, while catching 174 passes for 2,551 yards and 27 scores . . . Also snared 22 interceptions and returned seven punts for touchdowns . . . Scored a total of 90 touchdowns in his prep career . . . Also served as a placekicker and hit a 57-yard field goal . . . Born May 1, 1981.

WES WELKER'S NFL REGULAR SEASON STATISTICS

YEAR	TEAM	G-S	RECEIVING						RUSHING			
			NO.	YDS.	AVG.	LG	TD		ATT.	YDS.	LG	TD
2004	San Diego	1-0	0	0	0.0	-	0		0	0	-	0
	Miami	14-0	0	0	0.0	-	0		0	0	-	0
YEAR	TEAM	PUNT RETURNS						KICKOFF RETURNS				
		NO.	FC	YDS.	AVG.	LG	TD	ATT.	YDS.	AVG.	LG	TD
2004	San Diego	0	0	0	0.0	-	0	4	102	25.5	33	0
	Miami	43	12	464	10.8	71	0	57	1313	23.0	95t	1

ADDITIONAL STATS

Field Goals: 1 of 1, long of 29 in 2004

PATs: 1 of 1 in 2004

Special Teams Tackles: 7 in 2004


Special Teams Fumble Recoveries: 2 in 2004

SINGLE-GAME HIGHS

Most Kickoff Returns:	7	at Baltimore, 1/2/05
	6	at N.Y. Jets, 11/1/04
	6	vs. Buffalo, 12/5/04
Most Kickoff Ret. Yards:	210	at Baltimore, 1/2/05
	158	vs. Buffalo, 12/5/04
	139	vs. New England, 12/20/04
Highest Kickoff Ret. Avg.: (minimum 4 returns)	30.0	at Baltimore, 1/2/05
	27.8	vs. New England, 12/20/04
	26.3	vs. Buffalo, 12/5/04
Longest Kickoff Returns:	95t	at Baltimore, 1/2/05
	35	vs. N.Y. Jets, 10/3/04
	34	vs. Buffalo, 12/5/04
Most Punt Returns:	6	vs. Buffalo, 12/5/04
	5	at New England, 10/10/04
	5	at San Francisco, 11/28/04
Most Punt Return Yards:	87	vs. New England, 12/20/04
	72	at San Francisco, 11/28/04
	51	vs. Buffalo, 12/5/04
Highest Punt Return Avg.: (minimum 3 returns)	14.4	at San Francisco, 11/28/04
	12.3	vs. Cleveland, 12/26/04
	11.0	at Seattle, 11/21/04
Longest Punt Returns:	71	vs. New England, 12/20/04
	35	at San Francisco, 11/28/04
	23	at Seattle, 11/21/04
Most Combined Kickoff and Punt Ret. Yards:	238	at Baltimore, 1/2/05
	226	vs. New England, 12/20/04
	209	vs. Buffalo, 12/5/04

DUAL 100-YARD RUSHING GAMES

In the 39-year history of the franchise, the Dolphins have had four dual 100-yard rushing games. Two of these were accounted for by the tandem of Larry Csonka and Jim Kiick (both in 1971). The most recent game in which the Dolphins had two runners surpass the 100-yard mark occurred on October 5, 1975 at Green Bay when Mercury Morris rushed for 125 yards on 31 attempts, while Don Nottingham ran for 102 yards and three touchdowns on 21 carries.



Taylor Whitley

Guard • 69

Height/Weight.....	6-4, 315
Born	2/21/80
College	Texas A&M '03
Acquired	D3b, 2003
Signed Through	2006
NFL	Third Season
Dolphins	Third Season



PRO CAREER

CAREER TRANSACTIONS: Was the second of two third-round draft choices (87th overall) of the Dolphins in 2003.

2004 – Played in all 16 games, including 11 starts at right guard . . . Opened each of the first 11 games of the season before playing in a reserve role over the final five contests . . . First NFL regular season action and start came in opener vs. Tennessee (9/11).

2003 – Was inactive for all 16 regular season games during his rookie season . . . Saw action in all four preseason games.

FINS & FACT

Driven both on the field and off of it, Taylor graduated with a degree in international business management following his junior year at Texas A&M, and spent his senior season with the Aggies in pursuit of his master's degree in sports management, one in which he is just one semester shy of achieving.

COLLEGE

Was a four-year letterman (1999-2002) and three-year starter at Texas A&M . . . Started on an offensive line along with current Dolphins teammate Seth McKinney in college . . . In his career, opened 34 of the 45 games in which he appeared . . . Started all 11 games at right guard as a senior . . . Named honorable mention All-Big 12 Conference by the Associated Press . . . Helped the offense average 386.2 yards per game . . . Also excelled on the Aggies' track team, where he performed in the shot put . . . Started all 11 games at right guard as a junior . . . Started every regular season game at right guard and then shifted to right tackle for the Independence Bowl as a sophomore . . . Key member of an offensive line which allowed just 10 quarterback sacks despite logging the second-most pass attempts in school history . . . Saw reserve action in all 11 games at right guard and both tackle positions as a redshirt freshman . . . Graduated with a degree in international business management in August, 2002 . . . Spent his final year pursuing his master's degree in sports management.


PERSONAL

Married to Shannon . . . Resides in Pembroke Pines, Fla . . . Attended Sudan (Texas) High School where he was a three-time all-district and all-South Plains selection at offensive and defensive tackle . . . Did not allow a sack as a junior or senior . . . Was also a four-year letterman in track, where he earned three state titles in the shot put and one in the discus . . . Father, Dennis, played football at Baylor, while his step-grandfather, Dick Todd, was one of nation's top all-purpose threats for Texas A&M in the late 1930s . . . Enjoys watching sports and being with family and friends . . . Growing up, was a fan of the Houston Oilers, and Magnus Samuelson, who won the "World's Strongest Man" competition in 1998, was favorite athlete . . . Lists "The Cowboys" as favorite movie, "SportsCenter" as favorite television show and Ryan Bingham as favorite recording artist . . . Full name is Taylor Ross Whitley, born February 21, 1980 in Baytown, Texas.

TAYLOR WHITLEY'S NFL REGULAR SEASON STATISTICS

GAMES/STARTS: 2003: 0/0, 2004: 16/11


2-YEAR TOTALS: 16/11



Ricky Williams

Running Back • 34

Height/Weight5-10, 226
 Born5/21/77
 CollegeTexas '99
 AcquiredT (N.O.), 2002
 StatusReserve/Retired
 (3 years remaining on contract)
 NFLSixth Season
 DolphinsThird Season



PRO CAREER

CAREER TRANSACTIONS: Originally was a first-round draft choice (5th overall, 2nd running back) by New Orleans in 1999, with a choice obtained from Washington in a draft-day trade-up, in which the Saints surrendered their six remaining picks in the '99 draft, and first- and third-round draft choices in 2000 . . . Was traded by New Orleans to Miami on March 8, 2002 in exchange for a first-round draft choice in 2002 (25th overall) and a conditional third-round pick in 2003 . . . That pick became a first-round selection (18th overall) when he reached the 1,500-yard rushing mark in 2002 . . . In the trade, the teams also swapped positions in the fourth-round of the 2002 Draft.

CAREER PRO BOWL SELECTIONS: 1 (2002)

2004 — Sat out the season . . . Was placed on the Dolphins' Reserve/Did Not Report list on July 30 and the Reserve/Retired list on August 31.

2003 — Started all 16 games . . . Became the first Dolphins running back to start every regular season game in consecutive seasons since Larry Csonka opened all 14 contests each year between 1970-73 . . . Rushed for a team-high 1,372 yards and nine touchdowns on 392 attempts . . . Became just the second player in team history to record multiple 1,000-yard rushing seasons, joining Csonka, who did it each year from 1971-73 . . . Also caught 50 passes for 351 yards and one TD . . . Rushing total was the second-highest single-season figure in Dolphins history, trailing only Williams' 1,853 yards from 2002 . . . It represented the ninth 1,000-yard rushing season in franchise history . . . His total in 2003 also placed sixth in the AFC and 10th in the NFL . . . Reception total ranked second on the squad, while his receiving yardage figure was fourth . . . Racked up 1,723 total yards from scrimmage, sixth in the conference and ninth in the league . . . It also was the second-highest single-season figure in club annals, trailing only his 2,216 yards from 2002 . . . Put together seven 100-yard rushing days on the year, the second-highest single-season total in franchise history, trailing only his ten from 2002 . . . Accounted for 79 first downs on the season (68 rushing, 11 receiving), the eighth-highest figure in the AFC and 13th in the NFL . . .

SINGLE-SEASON RUSHING YARDS, ATTEMPTS & TOUCHDOWNS: In 2003, Williams established the club's single-season record for rush attempts with 392, breaking the standard that he had set the year before with 383 . . . His 1,372 yards rushing marked the second-highest single-season figure in franchise history, trailing only his 1,853 yards that he compiled in 2002:

FINS FACT

An avid photographer, Ricky has taken pictures at several South Florida events, including Marlins games and the NASDAQ-100 tennis tournament. On occasion, he's even shot Dolphins training camp practices in between reps.

MIAMI DOLPHINS SINGLE-SEASON RUSHING LEADERS

RUSHING YARDS			RUSHING ATTEMPTS			RUSHING TOUCHDOWNS		
PLAYER	YEAR	YDS.	PLAYER	YEAR	ATT.	PLAYER	YEAR	TDs
R. WILLIAMS	2002	1853	R. WILLIAMS	2003	392	R. WILLIAMS	2002	16
R. WILLIAMS	2003	1372	R. WILLIAMS	2002	383	K. Abdul-Jabbar	1997	15
D. Williams	1978	1258	L. Smith	2001	313	L. Smith	2000	14
L. Smith	2000	1139	L. Smith	2000	309	M. Morris	1972	12
L. Csonka	1972	1117	K. Abdul-Jabbar	1996	307	D. Nottingham	1975	12

CAREER RUSHING: In just two seasons with the Dolphins, Williams has rushed for 3,225 yards and 25 touchdowns on 775 attempts . . . All three figures rank among the top five all-time in club history, while his rushing attempt total ranks fourth:

MIAMI DOLPHINS CAREER RUSHING LEADERS

RUSHING YARDS			RUSHING ATTEMPTS			RUSHING TOUCHDOWNS		
PLAYER	YEARS	YDS.	PLAYER	YEARS	ATT.	PLAYER	YEARS	TDs
L. Csonka	1968-74, 1979	6737	L. Csonka	1968-74, 1979	1506	L. Csonka	1968-74, 1979	53
M. Morris	1969-75	3877	J. Kiick	1968-74	997	K. Abdul-Jabbar	1996-99	33
J. Kiick	1968-74	3644	K. Abdul-Jabbar	1996-99	888	M. Morris	1969-75	29
T. Nathan	1979-87	3543	R. WILLIAMS	2002-03	775	J. Kiick	1968-74	28

RUSHING YARDS FROM 2000-03: When Williams surpassed the 1,000-yard rushing mark at Dallas on Thanksgiving Day of 2003, he did so for the fourth straight season, joining Green Bay's Ahman Green and the Jets' Curtis Martin as the only three players to have amassed 1,000-yard rushing seasons each year from 2000-03 . . . Williams' four-year rushing total of 5,470 was the second-highest figure in the NFL from 2000-03, trailing only Green, who rushed for 5,685 yards over this same span:

MOST RUSHING YARDS IN THE NFL FROM 2000-03

PLAYER	TEAM(S)	ATTS.	YARDS	AVG.	TD
1. Ahman Green	Green Bay	1,208	5,685	4.7	41
2. RICKY WILLIAMS	N.O., MIAMI	1,336	5,470	4.1	39
3. Priest Holmes	Balt., Kansas City	1,097	5,178	4.7	58
4. Curtis Martin	N.Y. Jets	1,233	5,119	4.2	28
5. Stephen Davis	Wash., Carolina	1,213	5,014	4.1	31

RUSHING YARDS PER GAME FROM 2000-03: With 5,470 yards rushing from 2000-03, Williams averaged 94.3 yards per game during this stretch, tied for the third-highest figure of any

MOST RUSHING YARDS PER GAME FROM 2000-03

(minimum 40 games)

PLAYER	TEAM(S)	GAMES	YARDS	YARDS/GAME
1. Jamal Lewis	Baltimore	48	4757	99.1
2. LaDainian Tomlinson	San Diego	48	4564	95.1
3. RICKY WILLIAMS	N.O./MIAMI	58	5470	94.3
Edgerrin James	Indianapolis	49	4619	94.3
5. Fred Taylor	Jacksonville	47	4401	93.6

player in the NFL over this four-year span from from 2000-03 with a minimum of 40 games played:

TOTAL YARDS FROM SCRIMMAGE PER GAME FROM 2000-03: In addition to his success running the ball from 2000-03, Williams proved potent as a receiver as well . . . During this four-year period, Williams also accumulated 1,634 receiving yards on 201 receptions,

MOST TOTAL YARDS FROM SCRIMMAGE PER GAME FROM 2000-03

(2000-03, minimum 40 games)

PLAYER	TEAM(S)	GAMES	RUSH YARDS	REC. YARDS	TOTAL YARDS	YARDS/ GAME
1. Marshall Faulk	St. Louis	53	4512	2422	6934	130.8
2. LaDainian Tomlinson	San Diego	48	4564	1581	6145	128.0
3. Edgerrin James	Indianapolis	49	4619	1433	6052	123.5
4. Ahman Green	Green Bay	62	5685	1913	7598	122.6

giving him 7,104 total yards from scrimmage . . . This per game average of 122.5 ranks as the fifth-highest figure in the NFL over this span with a minimum of 40 games played:

100-YARD RUSHING GAMES: Williams accounted for seven 100-yard rushing games in 2003, the second-highest single-season total in franchise history, trailing only his ten from 2002 . . . He accounted for five of those seven over the final seven weeks of the season, including a string of three in a row, from games 10-12 . . . His 17 career 100-yard rushing games is a Dolphins' all-time record . . . He tied the previous record of 15, first set by Larry Csonka, with a 104-yard effort (31 atts.) on Thanksgiving at Dallas on November 27, 2003 . . . He surpassed

MOST 100-YARD RUSHING GAMES BY A DOLPHIN

SEASON

CAREER

PLAYER	YEAR	NO.	PLAYER	YEARS	NO.
1. RICKY WILLIAMS	2002	10	1. RICKY WILLIAMS	2002-03	17
1. RICKY WILLIAMS	2003	7	2. Larry Csonka	1968-74, 79	15
2. Delvin Williams	1978	5	3. Mercury Morris	1969-75	10
3. Larry Csonka	1972	4	4. Karim Abdul-Jabbar	1996-99	9
Karim Abdul-Jabbar	1996	4	5. Benny Malone	1974-78	8
Lamar Smith	2000	4			

the mark with a 107-yard, 1 TD performance (18 atts.) two weeks later against Philadelphia (12/15) in a Monday night contest:

RECORD WITH 100+ RUSHING YARDS: In 2003, the Dolphins were 6-1 in games when Williams rushed for 100 yards or more . . . In Williams' two seasons with the club, the Dolphins have posted a mark of 14-3 when he has run for 100 yards or more . . . Overall in his five NFL seasons, the teams for which he has played have produced a record of 21-8 in games when he has reached the 100-yard rushing plateau . . .

TOUCHDOWNS: Williams scored a touchdown in each of the first five games of 2003 . . . Along with his touchdown in the final game of the 2002 season, he scored a touchdown in six straight games . . . That tied a team record for most consecutive games with a touchdown, along with Paul Warfield, who scored a touchdown in six consecutive contests in 1972, and Mark Clayton, who scored in six games in a row over a two-year period, from 1988-89 . . .

DURABILITY: Williams has shown tremendous durability during his career . . . In fact, he currently has a streak of 48 straight starts, one which dates back to his first game of 2001 as a New Orleans Saint . . .

GAME HIGHLIGHTS – VS. HOUSTON (SEPT. 7): Led the Dolphins in rushing with 17 carries for 69 yards and added five receptions for 60 yards and one touchdown, which came on a 35-yard TD pass from Jay Fiedler . . . It marked his lone receiving touchdown of the season . . .

AT N.Y. JETS (SEPT. 14): Led the Dolphins in rushing with 34 carries for 125 yards and one touchdown, which came on a two-yard run . . . Also tied for the team lead in receptions with four catches for 37 yards . . . It was his first 100-yard rushing game of the year, and his 11th as a Dolphin, moving him past Mercury Morris into sole possession of second place for most 100-yard rushing games by a Dolphin . . .

VS. BUFFALO (SEPT. 21): Led the Dolphins in rushing with 42 carries for 153 yards and one touchdown, which came on a one-yard run . . . His 42 rushing attempts set a new team record for most carries, breaking the former club record of 40 rushes by Lamar Smith in an AFC First-Round playoff game vs. Indianapolis on December 30, 2000 . . . It also was a new single-game career high for Williams, surpassing his former high of 40 carries, which was set

on October 31, 1999 vs. Cleveland as a member of the New Orleans Saints . . . His 42 carries, combined with his 34 carries in his previous game against the Jets, gave him a total of 76 rushing attempts in consecutive games, which tied an NFL record set by Earl Campbell of the Houston Oilers, who totaled 76 carries in two straight games in 1981 (37 carries vs. Cincinnati on October 4 and 39 carries vs. Seattle on October 11 that year) . . . In the contest, he moved past Lamar Smith (2,107) and Benny Malone (2,129) into ninth place among the Dolphins' all-time leading rushers . . . For his efforts in that contest he was named as the FedEx Ground NFL Player of the Week . . .

AT JACKSONVILLE (OCT. 12): Topped the Dolphins' rushing chart with 19 carries for 75 yards and one touchdown, which came on a 14-yard run . . . Along with his touchdown in the final game of the 2002 season, it was the sixth straight game he scored a touchdown, tying a team record for most consecutive games with a touchdown, along with Paul Warfield, who scored a touchdown in six straight games in 1972, and Mark Clayton, who scored in six consecutive games over a two-year period, from 1988-89.

VS. WASHINGTON (NOV. 23): Led the Dolphins in rushing with 23 carries for 107 yards and two touchdowns . . . Added two receptions for ten yards . . . It was his fourth 100-yard rushing game of the year, his 14th as a Dolphin, and the 26th of his career . . . His touchdowns came on runs of one and 24 yards, with both coming in the fourth quarter to key a Dolphins comeback . . . His one-yard run came on a fourth and goal situation with the Dolphins trailing 23-10, and his 24-yard TD run came with 4:19 left in the contest to give the Dolphins their final score in a 24-23 come from behind victory . . . It was the first time in 2003 and the 11th time in his career that he had two rushing touchdowns in a game . . .

AT DALLAS (NOV. 27): On Thanksgiving Day, led the Dolphins in rushing with 31 carries for 104 yards and added four receptions for 41 yards . . . It was his fifth 100-yard rushing game of the year and his 15th as a Dolphin, tying Larry Csonka's club all-time mark . . . In addition, Williams went over the 1,000 yard rushing milestone in the contest, his fourth career 1,000-yard rushing season and his second as a Dolphin, as he became only the second player in team history (along with Csonka) to record multiple 1,000-yard rushing seasons . . .

VS. PHILADELPHIA (DEC. 15): In Monday night game, led the Dolphins in rushing with 18 carries for 107 yards and one touchdown, which came on a three-yard run . . . Had a season-long 45-yard run in that contest . . . It was his sixth 100-yard rushing game of the year and his 16th as a Dolphin as he broke Larry Csonka's team record of 15 career 100-yard rushing games . . .

VS. N.Y. JETS (DEC. 28): Led the Dolphins in rushing with 20 carries for 73 yards and one touchdown, which occurred on a 16-yard run . . . Added four catches for a season-high 72 yards, including a 59-yard reception, the longest catch of his career, surpassing his previous long catch of 52 yards that he had on September 15, 2002 at Indianapolis.

2002 – Started all 16 games in his first season with the Dolphins . . . Became the first Dolphin to lead the NFL in rushing with 1,853 yards and 16 touchdowns on 383 attempts . . . It marked just the eighth time that a Dolphin reached the 1,000-yard rushing mark in a season, and he became the sixth different player to do it . . . Also caught 47 passes for 363 yards and one touchdown . . . Reception total was second on the squad and yardage figure was fourth . . . 2,216 total yards from scrimmage were second-most in the AFC and in the NFL, trailing only Kansas City's Priest Holmes (2,287) . . . 17 total touchdowns tied for second in the AFC and third in the NFL . . . Was the first Dolphins running back to start all 16 games since Sammie Smith in 1990 . . . Accounted for 103 first downs on the season (89 rushing, 14 receiving), the third-highest figure in the AFC and in the NFL . . . On the year, established seven Dolphins single-season records and two single-game standards in regular season play . . .

RUSHING YARDS, ATTEMPTS & TOUCHDOWNS: In 2002, Williams established the club's single-season records for rushing yards, attempts and touchdowns . . . His 1,853 yards broke Delvin Williams' 14-year old yardage record of 1,258, which he set in 1978 . . . His 383 attempts surpassed the previous mark set by Lamar Smith, who had 313 carries in 2001 . . . His 16 rushing touchdowns were one more than the total that Karim Abdul-Jabbar amassed in 1997 . . .

2002 NFL RUSHING LEADERS

PLAYER	TEAM	YARDS	ATTS.	AVG.	LG	TD
1. RICKY WILLIAMS	MIAMI	1853	383	4.8	63t	16
2. LaDainian Tomlinson	San Diego	1683	372	4.5	76	14
3. Priest Holmes	Kansas City	1615	313	5.2	56	21
4. Clinton Portis	Denver	1508	273	5.5	59	15
5. Travis Henry	Buffalo	1438	325	4.4	34	13

NFL RUSHING LEADER: Williams became the first Dolphin to lead the NFL in rushing

. . . With 1,853 yards, Williams' total was 170 more than San Diego's LaDainian Tomlinson . . .

AMONG ALL-TIME NFL RUSHING LEADERS: Williams rushing total was the eighth-

HIGHEST SINGLE-SEASON RUSHING TOTALS IN NFL HISTORY

PLAYER	TEAM	YEAR	YARDS	ATTS.	AVG.	LG	TD
1. Eric Dickerson	L.A. Rams	1984	2105	379	5.6	66	14
2. Jamal Lewis	Baltimore	2003	2066	387	5.3	82t	14
3. Barry Sanders	Detroit	1997	2053	335	6.1	82	11
4. Terrell Davis	Denver	1998	2008	392	5.1	70	21
5. O.J. Simpson	Buffalo	1973	2003	332	6.0	80	12
6. Earl Campbell	Houston	1980	1934	373	5.2	55	13
7. Barry Sanders	Detroit	1994	1883	331	5.7	85	7
Ahman Green	Green Bay	2003	1883	355	5.3	98t	15
9. Jim Brown	Cleveland	1963	1863	291	6.4	80	12
10. RICKY WILLIAMS	MIAMI	2002	1853	383	4.8	63t	16

highest in NFL annals (now tenth), and the most since Denver's Terrell Davis compiled 2,008 yards in 1998:

MOST RUSHING YARDS BY A VETERAN RUNNING BACK IN THEIR FIRST YEAR WITH A NEW TEAM

PLAYER	YEAR	TEAM	HOW ACQ., PREV. TEAM	YARDS	ATTS.	AVG.	LG	TD
1. RICKY WILLIAMS	2002	MIAMI	TR., N.O.	1853	383	4.8	63t	16
2. Corey Dillon	2004	New England	Tr., Cin.	1635	345	4.7	44	12
3. Priest Holmes	2001	Kansas City	UFA, Balt.	1555	327	4.8	41	8
4. Stephen Davis	2003	Carolina	FA, Wash.	1444	318	4.5	40	8
5. Jerome Bettis	1996	Pittsburgh	Tr., Rams	1431	320	4.5	50t	11

In addition, Williams' rushing total is the most by an NFL running back in his first year with a team after changing teams, surpassing the previous mark of 1,555 yards by Kansas City's Priest Holmes in 2001:

FASTEST TO 1,000 YARDS: Williams reached the 1,000-yard rushing mark with a 143-

FASTEST DOLPHINS TO 1,000 YARDS RUSHING

PLAYER	YEAR	TOTAL YARDS	GAMES TO 1,000 YARDS
1. RICKY WILLIAMS	2002	1853	11
Delvin Williams	1978	1258	11
3. RICKY WILLIAMS	2003	1372	12
4. Lamar Smith	2000	1139	13
5. Larry Csonka	1971	1051	14
Larry Csonka	1972	1117	14
Mercury Morris	1972	1000	14

yard effort against San Diego on November 24 . . . It was the Dolphins' 11th game of the season and he tied Delvin Williams for the fewest number of games needed to reach the 1,000-yard rushing plateau in Dolphins history:

MOST TOTAL YARDS FROM SCRIMMAGE BY A DOLPHIN IN A SEASON

PLAYER	YEAR	RUSH YARDS	REC. YARDS	TOTAL YARDS
1. RICKY WILLIAMS	2002	1853	363	2216
2. RICKY WILLIAMS	2003	1372	351	1723
3. Delvin Williams	1978	1258	192	1450
4. Mark Clayton	1984	35	1389	1424
5. Tony Nathan	1985	667	651	1318

2002 NFL LEADERS IN TOTAL YARDS FROM SCRIMMAGE

PLAYER	TEAM	RUSH YARDS	REC. YARDS	TOTAL YARDS
1. Priest Holmes	Kansas City	1615	672	2287
2. RICKY WILLIAMS	MIAMI	1853	363	2216
3. LaDainian Tomlinson	San Diego	1683	489	2172
4. Tiki Barber	N.Y. Giants	1387	597	1984
5. Charlie Garner	Oakland	962	941	1903

TOTAL YARDS FROM SCRIMMAGE: Williams also shattered the club's single-season mark for total yards from scrimmage with 2,216, a figure that was 766 more than the previous record of 1,450, formerly held by Delvin Williams (1978):

2002 NFL LEADERS IN TOTAL TOUCHDOWNS

PLAYER	TEAM	TD RUSH	TD PASS	TOTAL TDs
1. Priest Holmes	Kansas City	21	3	24
2. Shaun Alexander	Seattle	16	2	18
3. RICKY WILLIAMS	MIAMI	16	1	17
Clinton Portis	Denver	15	2	17
5. Deuce McAllister	New Orleans	13	3	16

His total in 2002 also ranked second in the NFL, trailing only Kansas City's Priest Holmes:

TOTAL TOUCHDOWNS: Williams amassed 17 total touchdowns in 2002, including 16 on

HIGHEST SINGLE-SEASON TOUCHDOWN TOTALS IN DOLPHINS HISTORY

PLAYER	YEAR	TD RUSH	TD PASS	TOTAL TDs
1. Mark Clayton	1984	0	18	18
2. RICKY WILLIAMS	2002	16	1	17
3. Karim Abdul-Jabbar	1997	15	1	16
Lamar Smith	2000	14	2	16
5. Mark Clayton	1988	0	14	14

the ground and one receiving . . . His 17 total touchdowns tied for second in the AFC and third in the NFL in 2002:

In addition, his touchdown total was one shy of the Dolphins' single-season record of 18, set by Mark Clayton in 1984:

100-YARD RUSHING GAMES: Williams accounted for ten 100-yard rushing games in 2002, shattering the Dolphins single-season record of five, formerly held by Delvin Williams (1978) . . . This included a season-high 228 yards at Buffalo on December 1, which represents a club single-game record . . . He reached the single-season mark when he accounted for 143 yards and two touchdowns on 29 attempts in a 30-3 win over San Diego on November 24 at Pro Player Stadium, his sixth 100-yard rushing game of the year . . . Williams also became the first player in club history to produce more than two 100-yard rushing games in a row, having accomplished the feat on two occasions . . . He went over the 100-yard barrier in each of the first three games

of the year, and put together five straight such performances in games 10-14 . . .

200-YARDS RUSHING: Williams had two 200-yard rushing games on the season . . . This included a 228-yard effort at Buffalo on December 1, marking a new career-high and establishing the Dolphins' single-game record, as he eclipsed the old mark of 209, first set by Lamar Smith in a First-Round Playoff game against Indianapolis on December 30, 2000 . . . It was the first 200-yard rushing game by a Dolphin in the regular season . . . The previous regular

HIGHEST SINGLE-GAME RUSHING TOTALS BY A DOLPHIN

PLAYER	YARDS	ATTS.	AVG.	LG	TDS	DATE, OPPONENT
1. RICKY WILLIAMS	228	29	8.4	55t	2	12/1/02, AT BUF.
2. RICKY WILLIAMS	216	31	7.0	63t	2	12/9/02, VS. CHI.
3. Lamar Smith	209	40	5.2	24	2	12/30/00, vs. Ind.*
4. Mercury Morris	197	15	13.1	70t	3	9/30/73, vs. N.E.
5. RICKY WILLIAMS	185	31	6.0	30	2	12/29/02, at N.E.

* Playoff game

season record was 197 yards by Mercury Morris against New England on September 30, 1973 . . . The following week, in a Monday night game against Chicago, he amassed 216 yards rushing . . . Williams now owns each of the top two single-game rushing totals, and three of the top four regular season (three of the top five, including playoffs) marks in Dolphins history:

HIGHEST TWO-GAME RUSHING TOTALS IN DOLPHINS HISTORY

PLAYER	GAME 1 TOTAL	GAME 2 TOTAL	2-GAME TOTALS
1. RICKY WILLIAMS	27-228 (AT BUF., 12/1/02)	31-216 (VS. CHI., 12/9/02)	58-444
2. RICKY WILLIAMS	29-143 (VS. S.D., 11/24/02)	27-228 (AT BUF., 12/1/02)	56-371
3. RICKY WILLIAMS	31-216 (VS. CHI., 12/9/02)	27-101 (VS. OAK., 12/15/02)	58-317
4. RICKY WILLIAMS	24-132 (AT IND., 9/15/02)	24-151 (VS. NYJ, 9/22/02)	48-283
5. Bernie Parmalee	30-150 (vs. Raid., 10/16/94)	25-123 (at N.E., 10/30/94)	55-273

CONSECUTIVE GAME RUSHING TOTALS: With 228 yards at Buffalo on December 1 and 216 yards the following week against Chicago on December 9, Williams' two-game rushing total of 444 yards is the most in Dolphins history, and he owns each of the top four figures in

NFL PLAYERS WITH BACK-TO-BACK 200-YARD RUSHING GAMES

PLAYER	TEAM	GAME 1 TOTAL	GAME 2 TOTAL
O.J. Simpson	Buff.	22-219, vs. N.E. 12/9/73	34-200, vs. NYJ 12/16/73
O.J. Simpson	Buff.	29-273, vs. Det., 11/25/76	24-203, vs. Mia. 12/5/76
Earl Campbell	Hou.	33-203, vs. T.B. 10/19/80	27-202, vs. Cin. 10/26/80
RICKY WILLIAMS	MIAMI	27-228, AT BUF. 12/1/02	31-216, VS. CHI. 12/9/02

this category in club annals:

HIGHEST TWO-GAME RUSHING TOTALS IN NFL HISTORY

PLAYER	TEAM, YEAR	GAME 1 TOTAL	GAME 2 TOTAL	TWO-GAME TOTAL
1. O.J. Simpson	Buffalo, 1976	29-273 (at Det., 11/25)	24-203 (at Mia., 12/5)	53-476
2. W. Payton	Chicago, 1977	33-192 (vs. K.C., 11/13)	40-275 (vs. Min., 11/20)	73-467
3. M. Anderson	Denver, 2000	30-195 (at Sea., 11/26)	37-251 (at N.O., 12/3)	67-446
4. R. WILLIAMS	MIAMI, 2002	27-228 (AT BUF., 12/1)	31-216 (VS. CHI., 12/9)	58-444

With his performance against the Bears, Williams became just the third player, (4th time) in league history to amass consecutive 200-yard rushing games, joining Hall of Famers O.J.

HIGHEST THREE-GAME RUSHING TOTALS IN NFL HISTORY

PLAYER	TEAM, YEAR	GAME 1 TOTAL	GAME 2 TOTAL	GAME 3 TOTAL	THREE-GAME TOTAL
1. O.J. Simpson	Buffalo, 1976	29-273 (12)	24-203 (13)	28-171 (14)	81-647
2. W. Payton	Chicago, 1977	33-192 (9)	40-275 (10)	20-137 (11)	93-604
3. R. WILLIAMS	MIAMI, 2002	29-143 (11)	27-228 (12)	31-216 (13)	87-587

Simpson and Earl Campbell . . .

In addition, his two-game rushing total of 444 also is the fourth-highest in NFL history:

Williams' three-game rushing total of 587 yards from games 11-13 (143 yards vs. San Diego, 11/24) not only is the highest in Dolphins history, but it ranks third in the NFL record books . . .

LONG PLAYS: Williams erupted for numerous long plays during the course of the season, having accounted for four of the six longest plays from scrimmage by the Dolphins

LONGEST PLAYS FROM SCRIMMAGE IN RICKY WILLIAMS' CAREER

DATE	OPPONENT	DISTANCE	PLAY
1. 12/9/02	vs. Chicago	63t	Run
2. 12/28/03	vs. N.Y. Jets	59	Reception
3. 12/1/02	at Buffalo	55t	Run
4. 9/22/02	vs. N.Y. Jets	53t	Run
5. 9/15/02	at Indianapolis	52	Reception
6. 10/14/01	at Carolina	46	Run
7. 12/1/02	at Buffalo	45t	Run
12/15/03	vs. Philadelphia	45	Run
9. 12/2/01	vs. Carolina	42	Reception

in 2002 . . . In addition in 2002, Williams accounted for each of the four longest plays from scrimmage of his four-year NFL career to that point, and currently five of the top ten . . . Overall on the year, he had 23 runs of 15 yards or longer and two receptions of 25 yards or longer . . . On the year, Williams also had seven runs of 30 yards or longer, tied for the most in the NFL, along with the Giants' Tiki Barber:

PLAYER OF THE WEEK/MONTH: During the course of the 2002 season, Williams was named AFC Offensive Player of the Week on two occasions, the second and third times in his career that he has come away with an NFL weekly honor . . . His first AFC Offensive Player of the Week honor came for the games of November 24-25, following his performance against San Diego on November 24 in which he led the Dolphins with 29 carries for 143 yards and two touchdowns and added two catches for eight yards . . . It marked the first time that a Dolphin was named AFC Offensive Player of the Week in the regular season since the 2000 season-opener when running back Lamar Smith earned that honor against Seattle . . . He also was named as AFC Offensive Player of the Week for the games of December 8-9, following his performance in a Monday night win over Chicago on December 9, in which he rushed for 216 yards and two touchdowns on 31 carries . . . He became just the third Dolphin to earn AFC Offensive Player of the Week accolades two or more times in the same season during the regular season, joining quarterback Dan Marino, who did it on five occasions (1984, 1985, 1988, 1989, 1999) and quarterback Scott Mitchell, who won the honor twice in 1993 . . . Williams' first weekly award of his career occurred in 2001 as a member of the Saints when he was named NFC Offensive Player of the Week in the season's fourth week as he rushed for 136 yards and a touchdown on 30 carries and caught five passes for 42 yards in a win against Minnesota . . . In addition, Williams was named NFC Offensive Player of the Month for October, 2001 as a member of the Saints, when he rushed for 411 yards and two touchdowns on 99 carries, and caught 22 passes for 157 yards in four games . . .

PRO BOWL: Was one of seven Dolphins selected to the 2002 AFC Pro Bowl team, the most in the AFC . . . It marked his first career Pro Bowl appearance . . . He became the first Dolphins running back to be named to the Pro Bowl since Andra Franklin was chosen in 1982 (Keith Byars was selected as a fullback in 1993) . . . Overall, Williams became the sixth running back in team history chosen to the Pro Bowl, along with Byars (1993), Larry Csonka (1970-74), Franklin (1982), Mercury Morris (1971-73), and Delvin Williams (1978) . . . In the AFC's 45-20 victory, led the squad in rushing with 56 yards and two touchdowns on 11 carries

... Added three receptions for 18 yards and a forced fumble on special teams ... For his efforts, was named the game's MVP, becoming the second player in Dolphins history to earn the honor, joining kicker Garo Yepremian, who was named MVP of the 1974 Pro Bowl ...

POSTSEASON HONORS: Following the season, Williams earned All-Pro status from virtually every media outlet ... He was a first-team selection by the Associated Press, Pro Football Weekly, Football Digest, The Sporting News and College & Pro Football Newsweekly ... Also was named to the "All-Iron" Team as selected by CBS-TV analyst Phil Simms ...

GAME HIGHLIGHTS – VS. DETROIT (SEPT. 8): In his Dolphins debut, rushed for 111 yards and two touchdowns on 20 attempts, marking the 13th 100-yard rushing game of his career ... Did not play at all in the fourth quarter as the Dolphins held a 42-14 lead entering the final period ... His touchdowns came on runs of one and two yards ... It marked the 12th 100-yard rushing game by a Dolphin in a season-opener and was the ninth-highest by a Dolphin on opening day ... It also was the fifth-best rushing total by a Dolphin in his debut with the team ... His two rushing touchdowns and his two overall touchdowns both were tied for the second-highest single-game total of his career ...

AT INDIANAPOLIS (SEPT. 15): Accounted for back-to-back 100-yard rushing games with 132 yards on 24 carries ... Also caught two passes for a team-high 62 yards ... This included a season-long 52-yard reception and a ten-yard TD pass from Jay Fiedler ... It marked the first time a Dolphin posted consecutive 100-yard rushing games since 1994 when Bernie Parmalee had two straight 100-yard rushing games on October 16 (150 yards vs. the L.A. Raiders) and October 30 (123 yards at New England) ... It was the tenth time in team history a Dolphins running back had back-to-back 100-yard rushing games ... His receiving touchdown, along with Rob Konrad's nine-yard scoring catch from Fiedler, marked the first time two Dolphins running backs had at least one touchdown reception in the same game since December 12, 1988 against Cleveland, when Jim Jensen and Lorenzo Hampton each caught a touchdown pass from Dan Marino ...

VS. N.Y. JETS (SEPT. 22): Rushed for 151 yards and a touchdown on 24 attempts, and caught two passes for 23 yards in the Dolphins' 30-3 victory ... It marked the 15th 100-yard rushing game of his career as he became the first Dolphin in club history to rush for 100 yards in three consecutive games ... His 53-yard run in the game was the longest of his career to that point and now is the third-longest ... Coupled with his 132 yards rushing the previous week at Indianapolis, his 283 yards rushing in those two contests was the most by a Dolphin in back-to-back games to that point, breaking the former team record of 273 yards rushing in consecutive games that was set by Bernie Parmalee in 1994 (150 yards rushing on Oct. 16, 1994 vs. L.A. Raiders and 123 yards rushing on Oct. 30, 1994 at New England) ... Williams also had 110 yards rushing in the second half of the game, becoming the first Dolphin to rush for 100 or more yards in a half since Lamar Smith had 109 yards rushing in the first half against the Jets on October 23, 2000 in New York ...

VS. BALTIMORE (NOV. 17): Rushed for 102 yards on 26 attempts and two touchdowns ... Led the Dolphins in receiving as well with five catches for 28 yards ... It was his fifth 100-yard rushing game of the season (17th of career), as he tied Delvin Williams' club single-season record for most 100-yard rushing games first set in 1978 ... His touchdowns came on runs of two and four yards ... The two rushing touchdowns and his two overall touchdowns both tied for the second-highest single-game total of his career ... It was the third time on the season and the sixth time in his career that he had two rushing touchdowns in a game ... For Williams, it began a streak of four straight games with a pair of rushing touchdowns ...

VS. SAN DIEGO (NOV. 24): Rushed for 143 yards and two touchdowns on 29 carries and caught two passes for eight yards ... His touchdowns came on runs of one and 12 yards ... It was his sixth 100-yard rushing game of the season (18th of career), as he eclipsed Delvin Williams' team single-season record of five, which had been set in 1978 ... In addition, Ricky Williams went over the 1,000 yard rushing mark for the season in the contest, reaching that plateau in 11 games, tying Delvin Williams for the fewest games in a season to reach 1,000 yards rushing; Delvin Williams reached 1,000 yards rushing in 11 games in 1978 ... His two rushing touchdowns and his two overall touchdowns both tied for the second-highest single-game total of his career ... It was the fourth time on the season and the seventh time in his career that he had two rushing touchdowns in a game ... For his efforts in that contest, Williams was named AFC Offensive Player of the Week for games of November 24-25 ...

AT BUFFALO (DEC. 1): Turned in the most prolific rushing day in Dolphins history with 228 yards and two touchdowns on 27 attempts ... His rushing total represents the highest single-game rushing total of his career, breaking his former single-game best of 179 yards rushing on 40 carries on October 31, 1999 against Cleveland as a member of the New Orleans Saints ... It also was a new Dolphins record for most yards rushing in a single game, breaking the overall club record of 209 yards on 40 carries, set by Lamar Smith on December 30, 2000

against Indianapolis in an AFC First-Round Playoff game, and breaking the Dolphins regular season single-game rushing record, set by Mercury Morris with 197 yards rushing on 15 carries on September 30, 1973 against New England . . . It also was the second-highest single-game rushing total in a loss in NFL history, surpassed only by O. J. Simpson's 273 yards rushing on November 25, 1976 as a member of the Buffalo Bills in their 27-14 loss at Detroit . . . Williams also set a new Dolphins single-season rushing record, breaking Delvin Williams' former club record of 1,258 yards that he set in 1978 . . . In that contest, Ricky Williams had 121 yards rushing in the first half, marking the second time in 2002 that he surpassed the 100-yard rushing mark in one half . . . He then had 107 yards rushing in the second half of the game, marking the third time in '02 that he recorded 100 or more yards rushing in a half . . . In addition, his total of 224 yards rushing after three quarters is the highest rushing total in NFL history after three quarters of play . . . It was his seventh 100-yard rushing game of the season and the 19th of his career . . . His touchdowns came on a 45-yard run on the Dolphins' first play from scrimmage and a 55-yard run in the third quarter . . . The 55-yard run is the second-longest run of his career and the 45-yard scamper is tied for the fourth-longest . . . It marked the fifth time in 2002 and the eighth time in his career that he had two rushing touchdowns in a game . . .

VS. CHICAGO (DEC. 9): In a Monday night win over Chicago, rushed for 216 yards and two touchdowns on 31 carries, marking his second consecutive 200-yard rushing performance and the fourth straight game in which he posted a pair of rushing scores . . . His touchdowns came on runs of 15 and 63 yards . . . The 63-yard run marked a career-long . . . His rushing total represents the second-highest single-game rushing total of his career and the second highest single-game total in Dolphins history . . . It was the second-highest single-game rushing figure in Monday Night Football history, surpassed only by the 221 yards by the Raiders' Bo Jackson on November 30, 1987 at Seattle . . . It also was the most yards rushing by an individual against the Bears in that team's history . . . It was his fourth straight 100-yard rushing game, setting a new club record for most consecutive 100-yard rushing games . . . Overall, it was his eighth 100-yard rushing game of the season and the 20th of his career . . . It was the sixth time in '02 and the ninth time in his career that he had two rushing touchdowns in a game . . . For his efforts, Williams was named AFC Offensive Player of the Week for the games of December 8-9 . . .

VS. OAKLAND (DEC. 15): Put together his fifth consecutive 100-yard rushing game by compiling 101 yards on 27 attempts . . . It was his ninth 100-yard rushing game of the season and the 21st of his career . . . Also had five receptions for 39 yards . . . In the contest, surpassed Lamar Smith as the club's single-season leader for most rush attempts, which Smith had set in 2001 with 313 . . . Did not have a touchdown, snapping his string of four straight games with a score . . .

AT NEW ENGLAND (DEC. 29): Rushed for 185 yards and two touchdowns on 31 attempts . . . Added two receptions for seven yards . . . His 185 yards rushing is the fourth-highest single game rushing total in Dolphin history (fifth, including playoffs) . . . It was his tenth 100-yard rushing game of the season and the 22nd of his career . . . The ten 100-yard games in a career tied him with Mercury Morris for the second-most ever by a Dolphin . . . In the game he set a new Dolphins club record for most rushing touchdowns in a season . . . He tied the mark of 15, first set by Karim Abdul-Jabbar in 1997, with his eight-yard run in the first quarter . . . He set the record with a 14-yard TD in the second quarter . . . It was the seventh time in '02 and the tenth time in his career that he had two rushing touchdowns in a game.

2001 — Started all 16 games in which he played with the Saints . . . Rushed for 1,245 yards and six touchdowns on 313 carries, and caught 60 passes for 511 yards and one score . . . It marked the seventh 1,000-yard rushing season in Saints history, and the first time it had been achieved in back-to-back seasons . . . He joined George Rogers (1981, 1983) as the only players in Saints history to rush for 1,000 yards two times (now three) . . . Rushing total was the fourth-highest single-season total in Saints history at the time (now sixth) . . . It also ranked fourth in the NFC and eighth in the NFL in '01 . . . Was third in the NFC and fifth in the NFL with 1,756 total yards from scrimmage . . . Reception total was the second-most by a running back in Saints history, trailing only the 74 catches by Tony Galbreath in 1978 . . . Reception figure also tied for 19th in the NFC and tied for sixth among conference running backs . . . Totaled 77 first downs on the year (58 rushing, 19 receiving), fourth in the NFC and tied for eighth in the NFL . . . Rushed for 136 yards and a touchdown on 30 attempts and caught five passes for 42 yards vs. Minnesota (10/7) in the Saints' 28-15 victory . . . For his efforts, was named the NFC Offensive Player of the Week for the first time in his career . . . The following week at Carolina, compiled 147 yards rushing and a score on 31 carries, and tallied four receptions for 31 yards in a 27-25 win . . . Had a season-long 46-yard run in the game . . . Score came on a one-yard TD run as time expired to provide New Orleans with the winning

margin . . . Had 51 yards rushing on 21 carries while tying a career-high with nine receptions for 65 yards vs. Atlanta (10/21) . . . In four games during the month of October, totaled 411 yards rushing and two touchdowns on 99 attempts (4.2 avg.) and caught 22 passes for 157 yards . . . For his performance, was named NFC Offensive Player of the Month . . . Rushed for 121 yards on 24 carries and had three receptions for 52 yards at San Francisco (11/11), as he surpassed Mario Bates for sixth on the club's all-time rushing list . . . Ran for 120 yards, including a 14-yard TD, on 28 carries, and had four receptions for 48 yards the week afterwards vs. Indianapolis (11/18) . . . Rushed 27 times for 102 yards and had four receptions for 72 yards, including a season-long 42-yard catch, vs. Carolina (12/2), as he moved ahead of Tony Galbreath into fifth on the Saints' career rushing chart . . . In just three years with the Saints, compiled 3,129 yards rushing, good for fifth on the team's all-time rushing chart at the time (now 6th).

2000 – Started all ten games in which he played . . . Missed each of the final six games of the year with a broken left ankle . . . Rushed for 1,000 yards and eight touchdowns on 248 attempts and caught 44 passes for 409 yards and one score . . . It marked the sixth 1,000-yard rushing season in Saints history, and he became just the fifth different player to accomplish the feat . . . Rushing total ranked 12th in the NFC and 23rd in the NFL . . . At the time of his injury, with six games still to play, his 1,000 rushing yards were second-most in the NFC while his 1,409 total yards from scrimmage also were second in the conference . . . At San Diego (9/10), rushed for 50 yards on 24 attempts and caught four passes for 27 yards, including a 13-yard TD catch from Jeff Blake for his first NFL touchdown reception . . . Rushed for 107 yards on 23 carries the following week at Seattle (9/17), commencing a string of five games in a row in which he reached the 100-yard rushing mark . . . Tied a team mark by rushing for 128 yards and a touchdown on 30 carries at Chicago (10/8), his third straight 100-yard rushing effort, tying George Rogers (1981), Wayne Wilson (1983) and Dalton Hilliard (1989) for that honor . . . In addition, the Bears game marked the first of five in a row that he tallied a rushing touchdown . . . Rushed 38 times for 144 yards and two touchdowns, and had three receptions for 35 yards vs. Carolina (10/15), as he established the club record for consecutive 100-yard rushing games at four . . . Also had a 34-yard completion to Keith Poole in the Panthers contest, his first NFL completion . . . The week afterwards at Atlanta (10/22), ran for a season-high 156 yards and three touchdowns on 29 carries, as he registered his fifth straight 100-yard rushing game . . . The three rushing touchdowns tied a club record that had previously been achieved by six others, most recently by Mario Bates at L.A. Rams on December 4, 1994 . . . Although the streak ended the following week at Arizona (10/29) with 54 yards rushing and a TD on 21 attempts, turned in the best receiving day of his career with nine catches for 92 yards . . . Rushed for 81 yards and a touchdown on 27 carries vs. San Francisco (11/5) . . . The score came on a one-yard run in the second quarter, marking the fifth straight game in which he had a rushing touchdown, tying the club record first set by Hilliard in 1989 . . . Compiled 93 yards on 16 attempts at Carolina (11/12) . . . Final carry was a two-yard run in the fourth quarter as he reached 1,000 yards rushing for the season . . . Sustained a broken left ankle on the play and was inactive each of the final six regular season games and NFC First-Round Playoff game vs. St. Louis (12/30) . . . Saw limited action in a reserve role in Divisional Playoff contest at Minnesota (1/6/01) . . . Had six carries for 14 yards and one reception for two yards.

1999 – Started all 12 games in which he played as a rookie . . . Rushed for 884 yards and two touchdowns on 253 attempts and caught 28 passes for 172 yards . . . It stands as the third-best rushing figure by a rookie in Saints history, trailing only the 1,674 yards by George Rogers in 1981 and the 1,353 yards by Rueben Mayes in 1986 . . . It was the tenth-highest rushing total in the NFC and 20th in the NFL in 1999 . . . It was the most by a rookie in the NFC and third-most among NFL rookies, trailing only Indianapolis' Edgerrin James (1,553) and Denver's Olandis Gary (1,159) . . . First career 100-yard rushing game occurred in his sixth NFL game

COLLEGE

when he rushed for 111 yards on 25 attempts at N.Y. Giants (10/24) . . . In the process, became the first Saints rookie to rush for 100 yards since Mario Bates had 141 yards on 22 carries vs. Atlanta on November 13, 1994 . . . Followed up that performance by registering 179 yards on 40 carries vs. Cleveland (10/31), marking the third-highest single-game rushing total in Saints history and the second-best by a rookie . . . His 40 attempts represented a new club single-game best, as he surpassed the previous mark of 35, held by both Earl Campbell (at Minnesota, 11/24/85) and Dwight Beverly (at St. Louis, 10/11/87) . . . Became the first Saint

since Bates in 1995 to account for 100 rushing yards in consecutive games. Started 46 of the 48 games in which he played during his four-year career for the Longhorns (1995-98) . . . Played fullback his first two years before shifting to tailback for his final two seasons . . . Rushed for 6,279 yards and 72 touchdowns on 1,011 carries and caught 85 passes for 927 yards and three scores . . . Finished his collegiate career as the owner of 20 NCAA rushing records, including most rushing yards (6,279), all-purpose yards (7,206), highest average per carry (6.2), rushing touchdowns (72), total touchdowns scored (75), 200-yard rushing games (11; tied Marcus Allen of Southern California (1978-81) for points scored (452), games with a touchdown (33) and games with two or more scores (21) . . . Also finished with 44 school records . . . Rushing total now ranks second in NCAA history, trailing only former University of Wisconsin star and current New York Giant Ron Dayne (6,397) . . . Averaged 182.5 yards rushing a game over his final two seasons . . . Had at least one reception in 41 of 46 career regular season games . . . As a senior in 1998, rushed for a career-best 2,124 yards and 27 touchdowns on 361 attempts . . . Was a unanimous All-America and All-Big 12 Conference first-team choice . . . Was the recipient of the Heisman Trophy, Maxwell Award, Walter Camp Foundation Player of the Year Award, the first-ever Associated Press National Player of the Year Award, Football News' Offensive Player of the Year Trophy and The Sporting News Player of the Year Award . . . Became the first player to earn back-to-back Doak Walker Award honors (given to nation's top running back) in 1998 . . . Also was named the conference's Offensive Player of the Year . . . Became the eighth player in the history of college football to rush for more than 2,000 yards in a single season . . . Rushing total ranked fifth on the Division I-A season-record list . . . His 27 TDs ranked third on the NCAA season-record list . . . Set NCAA records with two 300-yard rushing games, and 668 rushing yards and 11 TDs during a two-game period . . . Reached the 200-yard rushing mark five times during the regular season in addition to the Cotton Bowl . . . Against Rice, ran for 318 yards and six TDs (31, 16, 17, 29, 27 and 41 yards), adding 32 yards on four catches . . . Followed with 350 yards on 37 carries with five scores, including a 68-yarder, against Iowa State . . . To honor former Heisman Trophy winner Doak Walker, Williams chose to wear uniform No. 37 on October 10, 1998 against Oklahoma at the Cotton Bowl . . . Williams rushed for 139 yards and two touchdowns on 31 carries in the Longhorns' 34-3 victory over the Sooners . . . Ran for 1,893 yards and 25 touchdowns on 279 attempts and had 20 receptions for 150 yards as a junior in 1997 . . . Was a consensus All-America and All-Big 12 Conference first-team choice . . . Was the winner of the Doak Walker Award . . . Finished fifth in voting for Heisman Trophy . . . Was the Big 12 Offensive Player of the Year . . . Led the nation in rushing (172.1 yards per game) , and scoring (13.8 points per game) . . . Ranked second in the country with an average of 185.7 all-purpose yards per game . . . Rushing total set the school's single-season mark formerly held by Earl Campbell (1,744 yards in 1977) . . . Attained the 1,000-yard rushing

P E R S O N A L

mark on just his 168th carry, reaching that plateau faster than any back in Longhorn history . . . Rushed for 200 or more yards in a game on six occasions . . . Compiled 1,272 yards rushing and 12 touchdowns on 205 carries, and caught 25 passes for 291 yards and a pair of scores in 1996 . . . Was a first-team All-Big 12 Conference pick . . . As a freshman in 1995, rushed for 990 yards and eight touchdowns on 166 carries and tallied 16 receptions for 224 yards . . . Broke Earl Campbell's Texas freshman rushing record (928 yards in 1974) . . . Was an All-Southwest Conference second-team pick . . . Shared SWC Offensive Newcomer of the Year honors with teammate Shon Mitchell . . . Majored in elementary education. Has a daughter, Marley, and a son, Prince . . . Was a USA Today All-America honorable mention selection and "Best of the West" pick by the Long Beach Press-Telegram as a senior at Patrick Henry High School in San Diego, Calif . . . Was named the Offensive Player of the Year by the San Diego Union-Tribune as a senior, as he rushed for 2,099 yards and 25 TDs, en route to adding All-State accolades . . . Also played linebacker . . . Concluded his prep career with 4,129 yards and 55 TDs . . . Was an All-State and All-League pick as an outfielder in baseball . . . Batted .340 with 26 stolen bases as a senior and .333 with 31 stolen bases as a junior . . . Wrestled in the heavyweight division and also ran track, where he qualified for the state finals in the 400-meter relays . . . Following high school, was selected in the eighth round of the 1995 draft as an outfielder by the Philadelphia Phillies . . . Taken in the 1998 Rule V Draft by the Montreal Expos, who then sold his rights to the Texas Rangers . . . Played four years (1995-98) at the Class A level in the Phillies' minor league system . . . At the University

RICKY WILLIAMS' NFL REGULAR SEASON STATISTICS

YEAR	TEAM	G-S	RUSHING					RECEIVING			
			ATT.	YDS.	AVG.	LG	TD	NO.	YDS.	LG	TD
1999	New Orleans	12-12	253	884	3.5	25	2	28	172	29	0
2000	New Orleans	10-10	248	1000	4.0	26t	8	44	409	24	1
2001	New Orleans	16-16	313	1245	4.0	46	6	60	511	42	1
2002	Miami	16-16	383	1853	4.8	63t	16	47	363	52	1
2003	Miami	16-16	392	1372	3.5	45	9	50	351	59	1
2004	Miami		RESERVE/RETIRED								
5-YEAR TOTALS		70-70	1589	6354	4.0	63t	41	229	1806	59	4
MIAMI TOTALS		32-32	775	3225	4.2	63t	25	97	714	59	2

RICKY WILLIAMS' NFL PLAYOFF STATISTICS

YEAR	TEAM	G-S	RUSHING					RECEIVING			
			ATT.	YDS.	AVG.	LG	TD	NO.	YDS.	LG	TD

ADDITIONAL STATS

Passing: 0-1 in 1999; 1-1, 34 yards in 2000 for total of 1-2 for 34 yards

SINGLE-GAME HIGHS

Most Rushing Yards:	228	at Buffalo, 12/1/02
	216	vs. Chicago, 12/9/02
	185	at New England, 12/29/02
	179	vs. Cleveland, 10/31/99
	156	at Atlanta, 10/22/00
Most Rush Attempts:	42	vs. Buffalo, 9/21/03
	40	vs. Cleveland, 10/31/99
	38	vs. Carolina, 10/15/00
	36	vs. New England, 10/6/02
	36	vs. Baltimore, 11/16/03
Most Rushing TDs:	3	at Atlanta, 10/22/00
	2	ten times (last: vs. Washington, 11/23/03)
Long Runs:	63t	vs. Chicago, 12/9/02
	55t	at Buffalo, 12/1/02
	53t	vs. N.Y. Jets, 9/22/02
	46	at Carolina, 10/14/01
	45t	at Buffalo, 12/1/02
Most Receptions:	45	vs. Philadelphia, 12/15/03
	9	at Arizona, 10/29/00
	9	vs. Atlanta, 10/21/01
	7	vs. Philadelphia, 9/24/00
	7	at Kansas City, 9/29/02
Most Receiving Yards:	6	at Tennessee, 11/9/03
	92	at Arizona, 10/29/00
	72	vs. Carolina, 12/2/01
	72	vs. N.Y. Jets, 12/28/03
	65	vs. Atlanta, 10/21/01
Most TD Receptions:	62	at Indianapolis, 9/15/02
	1	four times (last: vs. Houston, 9/7/03)
Long Receptions:	59	vs. N.Y. Jets, 12/28/03
	52	at Indianapolis, 9/15/02
	42	vs. Carolina, 12/2/01
	41	at N.Y. Giants, 9/30/01
	35t	vs. Houston, 9/7/03
Most Total Yards From Scrimmage:	235	at Buffalo, 12/1/02

216 vs. Chicago, 12/9/02
 193 at Atlanta, 10/22/00
 192 at New England, 12/29/02
 187 vs. Cleveland, 10/31/99
Most Total TDs: 3 at Atlanta, 10/22/00
 2, ten times (last: vs. Washington, 11/23/03)

100-YARD RUSHING GAMES (29)

DATE	OPPONENT	NO.	YDS.	AVG.	LG	TD
10/24/99	at N.Y. Giants	24	111	4.6	25	0
10/31/99	Cleveland	40	179	4.5	19	0
9/17/00	at Seattle	23	107	4.7	15	0
9/24/00	Philadelphia	20	103	5.2	22	0
10/8/00	at Chicago	30	128	4.3	15	1
10/15/00	Carolina	38	144	3.8	18	2
10/22/00	at Atlanta	29	156	5.4	26t	3
10/7/01	Minnesota	30	136	4.5	17	1
10/14/01	at Carolina	31	147	4.7	46	1
11/11/01	at San Francisco	24	121	5.0	18	0
11/18/01	Indianapolis	28	120	4.3	16	1
12/2/01	Carolina	27	102	3.8	15	0
9/8/02	Detroit	20	111	5.6	37	2
9/15/02	at Indianapolis	24	132	5.5	19	0
9/22/02	N.Y. Jets	24	151	6.3	53t	1
10/6/02	New England	36	105	2.9	12	0
11/17/02	Baltimore	26	102	3.9	18	2
11/24/02	San Diego	29	143	4.9	19	2
12/1/02	at Buffalo	27	228	8.4	55t	2
12/9/02	Chicago	31	216	7.0	63t	2
12/15/02	Oakland	27	101	3.7	16	0
12/29/02	at New England	31	185	6.0	30	2
9/14/03	at N.Y. Jets	34	125	3.7	22	1
9/21/03	vs. Buffalo	42	153	3.6	21	1
11/16/03	vs. Baltimore	36	105	2.9	16	0
11/23/03	vs. Washington	23	107	4.7	24t	2
11/27/03	at Dallas	31	104	3.4	15	0
12/15/03	vs. Philadelphia	18	107	5.9	45	1
12/21/03	at Buffalo	29	111	3.8	22	0

1999 GAME-BY-GAME STATISTICS (New Orleans)

DATE	OPPONENT	P/S	RUSHING				RECEIVING				W/L SCORE	
			ATT.	YDS.	LG	TD	NO.	YDS.	LG	TD		
9/12	CAROLINA	S	10	40	8	0	0	0	0	0	W	19-10
9/19	at San Francisco	S	22	80	15	0	3	5	8	0	L	21-28
10/03	at Chicago	S	21	84	19	0	1	10	10	0	L	10-14
10/10	ATLANTA	S	19	53	24	0	3	16	7	0	L	17-20
10/17	TENNESSEE	S	17	35	7	0	0	0	0	0	L	21-24
10/24	at N.Y. Giants	S	24	111	25	0	1	-9	-9	0	L	3-31
10/31	CLEVELAND	S	40	179	19	0	3	8	4	0	L	16-21
11/7	TAMPA BAY	S	14	41	14	0	4	22	9	0	L	16-31
11/14	SAN FRANCISCO	S	30	99	13	0	3	57	29	0	W	24-6
11/21	at Jacksonville	S	19	94	20	2	2	27	14	0	L	23-41
11/28	at St. Louis		INACTIVE								L	12-43
12/5	at Atlanta		DID NOT PLAY								L	12-35
12/12	ST. LOUIS		INACTIVE								L	14-30
12/19	at Baltimore		INACTIVE								L	8-31
12/24	DALLAS	S	23	61	17	0	3	31	14	0	W	31-24
1/2/00	at Carolina	S	14	7	7	0	5	5	10	0	L	13-45
1999 TOTALS		12-12	253	884	25	2	28	172	29	0	3-13	

2000 GAME-BY-GAME STATISTICS (New Orleans)

DATE	OPPONENT	P/S	RUSHING				RECEIVING				W/L	SCORE
			ATT.	YDS.	LG	TD	NO.	YDS.	LG	TD		
9/3	DETROIT	S	20	84	19	0	4	29	17	0	L	10-14
9/10	at San Diego	S	24	50	13	0	4	27	13t	1	W	28-27
9/17	at Seattle	S	23	107	15	0	5	35	12	0	L	10-20
9/24	PHILADELPHIA	S	20	103	22	0	7	52	21	0	L	7-21
10/8	at Chicago	S	30	128	15	1	4	57	18	0	W	31-10
10/15	CAROLINA	S	38	144	18	2	3	35	19	0	W	24-6
10/22	at Atlanta	S	29	156	26t	3	4	37	13	0	W	21-19
10/29	at Arizona	S	21	54	11	1	9	92	19	0	W	21-10
11/5	SAN FRANCISCO	S	27	81	10	1	2	17	15	0	W	31-15
11/12	at Carolina	S	16	93	19	0	2	28	24	0	W	20-10
11/19	OAKLAND		INACTIVE								L	22-31
11/26	at St. Louis		INACTIVE								W	31-24
12/3	DENVER		INACTIVE								L	23-38
12/10	at San Francisco		INACTIVE								W	31-27
12/17	ATLANTA		INACTIVE								W	23-7
12/24	ST. LOUIS		INACTIVE								L	21-26
12/30	ST. LOUIS#		INACTIVE								W	31-28
1/6/01	at Minnesota#	P	6	14	7	0	1	2	2	0	L	16-34
2000 TOTALS		10-10	248	1000	26t	8	44	409	24	1	10-6	
PLAYOFF TOTALS		1-0	6	14	7	0	1	2	2	0	1-1	

2001 GAME-BY-GAME STATISTICS (New Orleans)

DATE	OPPONENT	P/S	RUSHING				RECEIVING				W/L	SCORE
			ATT.	YDS.	LG	TD	NO.	YDS.	LG	TD		
9/9	at Buffalo	S	18	93	21	0	1	19	19t	1	W	24-6
9/30	at N.Y. Giants	S	16	53	16	0	4	49	41	0	L	13-21
10/7	Minnesota	S	30	136	17	1	5	42	16	0	W	28-15
10/14	at Carolina	S	31	147	46	1	4	31	24	0	W	27-25
10/21	ATLANTA	S	21	51	12	0	9	65	20	0	L	13-20
10/28	at St. Louis	S	17	77	19	0	4	19	18	0	W	34-31
11/4	N.Y. JETS	S	19	58	16	1	1	6	6	0	L	9-16
11/11	at San Francisco	S	24	121	18	0	3	52	34	0	L	27-28
11/18	INDIANAPOLIS	S	28	120	16	1	4	48	21	0	W	34-20
11/25	at New England	S	15	56	14	1	3	39	18	0	L	17-34
12/02	CAROLINA	S	27	102	15	0	4	72	42	0	W	27-23
12/9	at Atlanta	S	15	41	18	1	5	42	13	0	W	28-10
12/17	ST. LOUIS	S	14	57	16	0	4	13	9	0	L	21-34
12/23	at Tampa Bay	S	10	26	9	0	4	15	5	0	L	21-48
12/30	WASHINGTON	S	17	74	9	0	1	7	7	0	L	10-40
1/6/02	SAN FRANCISCO	S	11	33	14	0	4	-8	4	0	L	0-38
2001 TOTALS		16-16	313	1245	46	6	60	511	42	1	7-9	

2002 GAME-BY-GAME STATISTICS (Miami)

DATE	OPPONENT	P/S	RUSHING				RECEIVING				W/L	SCORE
			ATT.	YDS.	LG	TD	NO.	YDS.	LG	TD		
9/8	DETROIT	S	20	111	37	2	0	0	0	0	W	49-21
9/15	at Indianapolis	S	24	132	19	0	2	62	52	1	W	21-13
9/22	N.Y. JETS	S	24	151	53t	1	2	23	13	0	W	30-3
9/29	at Kansas City	S	14	66	30	1	7	60	29	0	L	30-48
10/6	NEW ENGLAND	S	36	105	12	0	1	2	2	0	W	26-13
10/13	at Denver	S	20	49	10t	2	4	30	16	0	W	24-22
10/20	BUFFALO	S	25	97	14	0	1	22	22	0	L	10-23
11/4	at Green Bay	S	14	47	13	0	4	23	10	0	L	10-24
11/10	at N.Y. Jets	S	20	53	17	0	5	36	10	0	L	10-13
11/17	BALTIMORE	S	26	102	18	2	5	28	8	0	W	26-7
11/24	SAN DIEGO	S	29	143	19	2	2	8	12	0	W	30-3
12/1	at Buffalo	S	27	228	55t	2	4	7	7	0	L	21-38
12/9	CHICAGO	S	31	216	63t	2	0	0	0	0	W	27-9

2002 GAME-BY-GAME STATISTICS (Miami)

DATE	OPPONENT	P/S	RUSHING				RECEIVING				W/L	SCORE
			ATT.	YDS.	LG	TD	NO.	YDS.	LG	TD		
12/21	at Minnesota	S	15	67	17	0	3	16	9	0	L	17-20
12/29	at New England	S	31	185	30	2	2	7	8	0	L	24-27
2002 TOTALS			16-16	383	1853	63t	16	47	363	52	1	9-7

2003 GAME-BY-GAME STATISTICS (Miami)

DATE	OPPONENT	P/S	RUSHING				RECEIVING				W/L	SCORE
			ATT.	YDS.	LG	TD	NO.	YDS.	LG	TD		
9/7	HOUSTON	S	17	69	16	0	5	60	35t	1	L	20-21
9/14	at N.Y. Jets	S	34	125	22	1	4	37	21	0	W	21-10
9/21	BUFFALO	S	42	153	21	1	3	-4	2	0	W	17-7
10/5	at N.Y. Giants	S	22	39	9	1	2	20	11	0	W	23-10
10/12	at Jacksonville	S	19	75	28	1	0	0	0	0	W	24-10
10/19	NEW ENGLAND	S	27	94	18	0	2	9	7	0	L	13-19
10/27	at San Diego	S	23	69	18	0	5	26	11	0	W	26-10
11/2	INDIANAPOLIS	S	13	36	6	1	4	23	15	0	L	17-23
11/9	at Tennessee	S	13	37	15	0	6	22	8	0	L	7-31
11/16	BALTIMORE	S	36	105	16	0	3	24	9	0	W	9-6
11/23	WASHINGTON	S	23	107	24t	2	2	10	6	0	W	24-23
11/27	at Dallas	S	31	104	15	0	4	41	18	0	W	40-21
12/7	at New England	S	25	68	15	0	1	5	5	0	L	0-12
12/15	PHILADELPHIA	S	18	107	45	1	2	1	6	0	L	27-34
12/21	at Buffalo	S	29	111	22	0	3	5	5	0	W	20-3
12/28	N.Y. JETS	S	20	73	16t	1	4	72	59	0	W	23-21

RICKY WILLIAMS' RUSHING BREAKDOWN

	2004						CAREER					
	G	NO	YDS	AVG	LG	TD	G	NO	YDS	AVG	LG	TD
Buffalo	-	-	-	-	-	-	5	141	682	4.8	55	3
Miami	-	-	-	-	-	-	-	-	-	-	-	-
New England	-	-	-	-	-	-	5	134	508	3.8	30	3
N.Y. Jets	-	-	-	-	-	-	5	117	460	3.9	53	4
AFC East	-	-	-	-	-	-	15	392	1650	4.2	55	10
Baltimore	-	-	-	-	-	-	2	62	207	3.3	18	2
Cincinnati	-	-	-	-	-	-	-	-	-	-	-	-
Cleveland	-	-	-	-	-	-	1	40	179	4.5	19	0
Pittsburgh	-	-	-	-	-	-	-	-	-	-	-	-
AFC Central	-	-	-	-	-	-	3	102	386	3.8	19	2
Houston	-	-	-	-	-	-	1	17	69	4.1	16	0
Indianapolis	-	-	-	-	-	-	2	65	288	4.4	19	2
Jacksonville	-	-	-	-	-	-	2	38	169	4.4	28	3
Tennessee	-	-	-	-	-	-	2	30	72	2.4	15	0
AFC South	-	-	-	-	-	-	8	150	598	4.0	28	5
Denver	-	-	-	-	-	-	1	20	49	2.5	10	2
Kansas City	-	-	-	-	-	-	1	14	66	4.7	30	1
Oakland	-	-	-	-	-	-	1	27	101	3.7	16	0
San Diego	-	-	-	-	-	-	3	76	262	3.4	19	2
AFC West	-	-	-	-	-	-	6	137	478	3.5	30	5
AFC Total	-	-	-	-	-	-	32	781	3112	4.0	55	22
Dallas	-	-	-	-	-	-	2	54	165	3.1	17	0
N.Y. Giants	-	-	-	-	-	-	3	62	203	3.3	25	1
Philadelphia	-	-	-	-	-	-	2	38	210	5.5	45	1
Washington	-	-	-	-	-	-	2	40	181	4.5	24	2
NFC East	-	-	-	-	-	-	9	194	759	3.9	45	4
Chicago	-	-	-	-	-	-	3	82	428	5.2	63	3
Detroit	-	-	-	-	-	-	2	40	195	4.9	37	2
Green Bay	-	-	-	-	-	-	1	14	47	3.4	13	0
Minnesota	-	-	-	-	-	-	2	45	203	4.5	17	1
NFC Central	-	-	-	-	-	-	8	181	873	4.8	63	6

RICKY WILLIAMS' RUSHING BREAKDOWN


	2004						CAREER					
	G	NO	YDS	AVG	LG	TD	G	NO	YDS	AVG	LG	TD
Atlanta	-	-	-	-	-	-	4	84	301	3.6	26	4
Carolina	-	-	-	-	-	-	6	136	533	3.9	46	3
New Orleans	-	-	-	-	-	-	-	-	-	-	-	-
Tampa Bay	-	-	-	-	-	-	2	24	67	2.8	14	0
NFC South	-	-	-	-	-	-	12	244	901	3.7	46	7
Arizona	-	-	-	-	-	-	1	21	54	2.6	11	1
St. Louis	-	-	-	-	-	-	2	31	134	4.3	19	0
San Francisco	-	-	-	-	-	-	5	114	414	3.6	18	1
Seattle	-	-	-	-	-	-	1	23	107	4.7	15	0
NFC West	-	-	-	-	-	-	9	189	709	3.8	19	2
NFC Total	-	-	-	-	-	-	38	808	3242	4.0	63	19
Home	-	-	-	-	-	-	35	839	3321	4.0	63	21
Road	-	-	-	-	-	-	35	750	3033	4.0	55	20
1st Down	-	-	-	-	-	-	-	-	-	-	-	-
2nd Down	-	-	-	-	-	-	-	-	-	-	-	-
3rd Down	-	-	-	-	-	-	-	-	-	-	-	-
4th Down	-	-	-	-	-	-	-	-	-	-	-	-
1st Half	-	-	-	-	-	-	-	-	-	-	-	-
2nd Half	-	-	-	-	-	-	-	-	-	-	-	-
Overtime	-	-	-	-	-	-	-	-	-	-	-	-
Grass	-	-	-	-	-	-	38	856	3412	4.0	63	27
Turf	-	-	-	-	-	-	32	733	2942	4.0	55	14
Aug./Sept.	-	-	-	-	-	-	15	328	1417	4.3	53	6
October	-	-	-	-	-	-	20	510	1883	3.7	46	13
November	-	-	-	-	-	-	18	397	1497	3.8	24	13
Dec./Jan.	-	-	-	-	-	-	17	354	1557	4.4	63	9
Games 1-8	-	-	-	-	-	-	40	942	3676	3.9	53	21
Games 9-16	-	-	-	-	-	-	30	647	2678	4.1	63	20
Wins	-	-	-	-	-	-	36	930	3693	4.0	63	30
Losses	-	-	-	-	-	-	34	659	2661	4.0	55	11
Ties	-	-	-	-	-	-	-	-	-	-	-	-

RICKY WILLIAMS' RECEIVING BREAKDOWN

	2004						CAREER					
	G	NO	YDS	AVG	LG	TD	G	NO	YDS	AVG	LG	TD
Buffalo	-	-	-	-	-	-	5	12	49	4.1	22	1
Miami	-	-	-	-	-	-	-	-	-	-	-	-
New England	-	-	-	-	-	-	5	9	62	6.9	18	0
N.Y. Jets	-	-	-	-	-	-	5	16	174	10.9	59	0
AFC East	-	-	-	-	-	-	15	37	285	7.7	59	1
Baltimore	-	-	-	-	-	-	2	8	52	6.5	9	0
Cincinnati	-	-	-	-	-	-	-	-	-	-	-	-
Cleveland	-	-	-	-	-	-	1	3	8	2.7	4	0
Pittsburgh	-	-	-	-	-	-	-	-	-	-	-	-
AFC Central	-	-	-	-	-	-	3	11	60	5.5	9	0
Houston	-	-	-	-	-	-	1	5	60	12.0	35	1
Indianapolis	-	-	-	-	-	-	3	10	133	13.3	52	1
Jacksonville	-	-	-	-	-	-	2	2	27	13.5	14	0
Tennessee	-	-	-	-	-	-	2	6	22	3.7	8	0
AFC South	-	-	-	-	-	-	8	23	242	10.5	52	2
Denver	-	-	-	-	-	-	1	4	30	7.5	16	0
Kansas City	-	-	-	-	-	-	1	7	60	8.6	29	0
Oakland	-	-	-	-	-	-	1	5	39	7.8	14	0
San Diego	-	-	-	-	-	-	3	11	61	5.5	13	1
AFC West	-	-	-	-	-	-	6	27	190	7.0	29	1
AFC Total	-	-	-	-	-	-	32	98	777	7.9	59	4
Dallas	-	-	-	-	-	-	2	7	72	10.3	18	0
N.Y. Giants	-	-	-	-	-	-	3	7	60	8.6	41	0
Philadelphia	-	-	-	-	-	-	2	9	53	5.9	21	0
Washington	-	-	-	-	-	-	2	3	17	5.7	7	0
NFC East	-	-	-	-	-	-	9	26	202	7.8	41	0

RICKY WILLIAMS' RECEIVING BREAKDOWN

	2004						CAREER					
	G	NO	YDS	AVG	LG	TD	G	NO	YDS	AVG	LG	TD
Chicago	-	-	-	-	-	-	3	5	67	13.4	18	0
Detroit	-	-	-	-	-	-	2	4	29	7.3	17	0
Green Bay	-	-	-	-	-	-	1	4	23	5.8	10	0
Minnesota	-	-	-	-	-	-	2	8	58	7.3	16	0
NFC Central	-	-	-	-	-	-	8	21	177	8.4	18	0
Atlanta	-	-	-	-	-	-	4	21	160	7.6	20	0
Carolina	-	-	-	-	-	-	6	18	171	9.5	42	0
New Orleans	-	-	-	-	-	-	-	-	-	-	-	-
Tampa Bay	-	-	-	-	-	-	2	8	37	4.6	9	0
NFC South	-	-	-	-	-	-	12	47	368	7.8	42	0
Arizona	-	-	-	-	-	-	1	9	92	10.2	19	0
St. Louis	-	-	-	-	-	-	2	8	32	4.0	18	0
San Francisco	-	-	-	-	-	-	5	15	123	8.2	34	0
Seattle	-	-	-	-	-	-	1	5	35	7.0	12	0
NFC West	-	-	-	-	-	-	9	37	282	7.6	34	0
NFC Total	-	-	-	-	-	-	38	131	1029	7.9	42	0
Home	-	-	-	-	-	-	35	105	848	8.1	59	1
Road	-	-	-	-	-	-	35	124	958	7.7	52	3
1st Down	-	-	-	-	-	-	-	-	-	-	-	-
2nd Down	-	-	-	-	-	-	-	-	-	-	-	-
3rd Down	-	-	-	-	-	-	-	-	-	-	-	-
4th Down	-	-	-	-	-	-	-	-	-	-	-	-
1st Half	-	-	-	-	-	-	-	-	-	-	-	-
2nd Half	-	-	-	-	-	-	-	-	-	-	-	-
Overtime	-	-	-	-	-	-	-	-	-	-	-	-
Grass	-	-	-	-	-	-	38	123	982	8.0	59	2
Turf	-	-	-	-	-	-	32	106	824	7.8	52	2
Aug./Sept.	-	-	-	-	-	-	15	51	454	8.9	52	4
October	-	-	-	-	-	-	20	65	512	7.9	24	0
November	-	-	-	-	-	-	18	59	511	8.7	34	0
Dec./Jan.	-	-	-	-	-	-	17	54	329	6.1	59	0
Games 1-8	-	-	-	-	-	-	40	132	1092	8.3	52	4
Games 9-16	-	-	-	-	-	-	30	97	714	7.4	59	0
Wins	-	-	-	-	-	-	36	112	1077	9.6	59	3
Losses	-	-	-	-	-	-	34	117	729	6.2	41	1
Ties	-	-	-	-	-	-	-	-	-	-	-	-



Jeff Zgonina

Defensive Tackle • 90

Height/Weight.....6-2, 290
Born5/24/70
CollegePurdue '93
Acquired.....UFA (St.L.), 2003
Signed Through.....2006
NFL.....13th Season
DolphinsThird Season



PRO CAREER

CAREER TRANSACTIONS: Originally was a seventh-round draft choice (185th overall) of Pittsburgh in 1993 . . . Was waived by the Steelers on August 27, 1995 and then claimed by Carolina a day later . . . Was released by the

FINIS FACT

An avid outdoorsman, one of Jeff's biggest hobbies is bulls. In fact, he co-owns "Mo Betta Bull Company," which is in the business of raising bulls.

Panthers on August 19, 1996 and then signed by Atlanta on October 8, 1996 . . . Signed with St. Louis as an unrestricted free agent on March 17, 1997 . . . Was released by the Rams on August 30, 1998 before signing with Oakland on October 13, 1998 . . . Was released by the Raiders on October 18, 1998 and then signed by Indianapolis on November 25, 1998 . . . Signed with St. Louis as an unrestricted free agent on March 26, 1999 . . . Signed a four-year contract with the Dolphins as an unrestricted free agent on March 31, 2003.

2004 – Started 14 of the 16 games in which he played . . . Finished fourth on the team and first among linemen with a career-high 101 tackles, surpassing his previous best of 81, which he achieved in 2002 as a member of the St. Louis Rams . . . Also recorded five sacks and four passes defended . . . Sack total was third on the team and marked a new personal single-season best, eclipsing his previous high of 4.5 in 1999 as a member of the Rams . . . Tallied at least four tackles in all 16 games, including a season-high 10 stops in finale at Baltimore (1/2/05) . . . The ten stops in the Ravens game established a new personal best, surpassing his previous high of nine which he achieved on two occasions, most recently on September 15, 2002 against the Giants as a member of the Rams . . . Had seven tackles, a sack and a pass defended in 24-17 win at San Francisco (11/28) as the Dolphins held the 49ers to 224 yards of total offense . . . Also recorded sacks vs. Pittsburgh (9/26), vs. N.Y. Jets (10/3), vs. St. Louis (10/24) and vs. Buffalo (12/5).

2003 – Played in all 16 games, including three starts . . . Recorded 62 total tackles (30 solo), three sacks for 16 yards in losses, an interception and 15 quarterback hurries, which ranked fourth on the team . . . Tackle total ranked eighth on the squad and the most of any non-full-time starter . . . Although he did not start, saw significant playing time as part of a rotating line scheme as the Dolphins' defense allowed an average of only 90.8 yards rushing per game, fourth-fewest in the AFC and fifth in the NFL, as the Dolphins were the only team in the league not to permit an individual 100-yard rusher . . . Average per rush attempt yielded of 3.3 was second in the NFL in '03 and was the best figure in Dolphins history . . . Posted seven tackles in Dolphins debut, vs. Houston (9/7) . . . Started in place of the injured Tim Bowens (hand) at Jacksonville (10/5) and had five tackles, as well as an interception of a Byron Leftwich pass, the first interception of his NFL career . . . It led to an Olindo Mare field goal eight plays afterward as the Dolphins went on for a 24-10 win . . . On the day, the Dolphins held the Jaguars to a 2.9-yard average per rush attempt with 88 yards on 30 carries, including 35 yards on 16 attempts (2.2 avg.) by Fred Taylor . . . Established a career-high with two sacks against San Diego in Monday night game in Tempe, Ariz. (10/27), as the Dolphins held LaDainian Tomlinson to a 2.6-yard average per rush attempt with 62 yards on 24 carries . . . Opened vs. Indianapolis (11/2) in place of the injured Larry Chester (hamstring/quad) and responded with six tackles . . . Came up with seven stops at Tennessee (11/9) . . . Amassed a season-high eight tackles at New England (12/7) when he started in place of the injured Bowens (calf) . . . Concluded the season with seven tackles in finale vs. N.Y. Jets (12/28), when he also tallied a sack.

2002 – Started all 16 games at right defensive tackle for the Rams . . . Recorded a career-high 81 tackles . . . Added four sacks for 29 yards in losses, 15 quarterback pressures, three forced fumbles, a fumble recovery and four passes defended . . . Sack total tied for third on the team and marked the second-highest total of his career . . . Of his four sacks, forced the ball loose on three of them . . . Had five other stops for loss, the third-highest figure on the club . . . Registered a sack of Broncos QB Brian Griese in opener at Denver (9/8) . . . Tallied nine tackles the following week vs. N.Y. Giants (9/15) . . . Notched seven tackles vs. Dallas (9/29), when he forced and recovered a Joey Galloway fumble . . . Posted four tackles, including an 11-yard sack of QB Rich Gannon, vs. Oakland (10/13) . . . Played in the 100th regular season game of his career the week afterwards vs. Seattle (10/20) . . . Tallied seven stops at Philadelphia (12/1), when he forced the ball loose from QB A.J. Feeley on a 12-yard sack, which was recovered by Grant Wistrom . . . Came up with six tackles at Seattle (12/22) as he also stripped the ball from QB Matt Hasselbeck on a sack, which was recovered by Travis Fisher.

2001 – Started 13 games . . . Was on the inactive list for three contests with a thumb injury . . . Opened all three playoff contests . . . Notched 66 tackles, four fumble recoveries and two passes defended . . . Came up with 14 tackles in the postseason . . . Collected six tackles and made a fumble recovery on the first play of season in opener at Philadelphia (9/9) . . . Had five tackles vs. Miami (9/30) before sustaining an injured thumb . . . Was inactive for each of the next three contests . . . Returned to set a career high (since surpassed) with nine tackles vs. New Orleans (10/28), three of which were for losses . . . Recorded eight tackles in NFC Championship game vs. Philadelphia (1/27/02) . . . Made four tackles in Super Bowl XXXVI

against New England (2/3/02).

2000 – Saw action in 16 games with 11 starts . . . Produced 42 tackles, two sacks, 25 quarterback pressures and one fumble recovery . . . Made first NFL start and led the defensive line with six tackles at Seattle (9/10) . . . Tallied four tackles and his first sack of the season, at Atlanta (9/24) . . . Led the defensive line with five tackles vs. Washington (11/20) . . . Collected a season-high seven tackles, including a sack and team-high two quarterback pressures, at Carolina (12/3) . . . Made four tackles, including two for loss, in NFC First-Round Playoff game at New Orleans (12/30).

1999 – Signed with the Rams as an unrestricted free agent from Indianapolis on March 26, 1999 . . . Played in all 16 games in a reserve role with St. Louis . . . Posted 41 tackles, 4.5 sacks for 20.5 yards in losses and a pass defended . . . Recorded a season-high six total tackles at Cincinnati (10/3) . . . Collected four tackles, including his first sack of the season, at Atlanta (10/17) . . . Had four tackles and a sack at San Francisco (11/21) . . . Equaled a career-high by posting two sacks at New Orleans (12/12) . . . Appeared in all three of the Rams' playoff games following the season in a reserve role . . . Recorded two tackles and a sack in NFC Championship game vs. Tampa Bay (1/23/00) . . . Posted four tackles in Super Bowl XXXIV against Tennessee the following week (1/30/00).

1998 – Was released by the Rams on August 30, 1998 . . . Signed by Oakland on October 13 and released by the Raiders on October 18 . . . Did not spend any games on the Raiders' 53-man roster . . . Was signed by Indianapolis on November 25 . . . Played in two games with the Colts in a reserve role . . . Was inactive for three contests . . . Did not post any stats.

1997 – Played in 15 games with the Rams, all in a reserve role . . . Registered 22 tackles, two sacks and two passes defended . . . Added four special teams tackles . . . Earned the Rams' 12th Man Award and special teams Ram Hits award by the coaching staff . . . Both sacks came at Washington (11/30) . . . Was placed on injured reserve on December 15 with an injury to his index finger, and missed the season finale.

1996 – Was released by Carolina on August 19 . . . Signed by Atlanta on October 8 . . . Went on to play in eight games with the Falcons . . . Was inactive for three contests . . . Tallied 19 tackles, a sack and a fumble recovery . . . First NFL sack came when he tackled 49ers QB Steve Young vs. San Francisco (12/2) . . . Recovered a fumble vs. St. Louis (12/15).

1995 – Was waived by Pittsburgh on August 27 and claimed by Carolina a day later . . . Appeared in two games with the Panthers in a reserve role . . . Was inactive for 13 matchups, dressed but did not play in another . . . Registered a pair of tackles.

1994 – Played in 16 games, all in a reserve role, with the Steelers . . . Recorded ten tackles on defense and three on special teams.

COLLEGE

1993 – Played in five games, all in a reserve role, in his rookie season with the Steelers . . . Was inactive for eight contests, dressed but did not play in another . . . Came up with 16 tackles and a fumble recovery . . . Saw action in five of the final seven games. Was a four-year starter at Purdue (1989-92) . . . Set school record for tackles for loss in career with 75 . . . Was the Big Ten Defensive Player of the Year as a senior in 1992 when he recorded 101 tackles, including 28 for loss, five forced fumbles and a conference-leading 13 sacks . . . Also served as team captain and was a finalist for the Lombardi Award . . . Was a first-team

PERSONAL

All-Big Ten choice as a junior when he posted 76 tackles from his nose tackle spot . . . Collected a career-high 123 tackles as a sophomore . . . Handled the long-snapping duties each of his first three years . . . Graduated with a degree in community health promotion. Married to Cammie with a daughter, Bailey Olivia . . . Attended Carmel High School in

Mundelein, Ill . . . Earned All-Chicago, All-Catholic League, all-county and all-state honors in football . . . Also lettered in basketball, hockey, and track . . . Was part of Rams defensive line that raised more than \$100,000 for St. Patrick Center through Sack Homelessness program . . . Is an avid outdoorsman who enjoys hunting, fishing and raising bulls . . . In 2003, hosted

JEFF ZGONINA'S NFL REGULAR SEASON STATISTICS

YEAR	TEAM	G-S	TACK.	ASST.	TOTAL	FUM. REC.	FOR. FUM.	QB SACK	YDS LOST
1993	Pittsburgh	5-0	11	5	16	1	0	0	0.0
1994	Pittsburgh	16-0	6	4	10	0	0	0	0.0
1995	Carolina	2-0	2	0	2	0	0	0	0.0
1996	Atlanta	8-0	14	5	19	1	0	1	4.0
1997	St. Louis	15-0	19	3	22	0	0	2	9.0
1998	Indianapolis	2-0	0	0	0	0	0	0	0.0
1999	St. Louis	16-0	27	14	41	0	0	4.5	20.5
2000	St. Louis	16-11	31	11	42	1	0	2	5.0
2001	St. Louis	13-13	34	32	66	2	0	0	0.0
2002	St. Louis	16-16	28	53	81	1	3	4	29.0
2003	Miami	16-3	30	32	62	0	0	3	16.0
2004	Miami	16-14	49	52	101	0	0	5	27.0
12-YEAR TOTALS		141-57	251	211	462	6	3	21.5	110.5

JEFF ZGONINA'S NFL PLAYOFF STATISTICS

YEAR	TEAM	G-S	TACK.	ASST.	TOTAL	FUM. REC.	FOR. FUM.	QB SACK	YDS LOST
1993	Pittsburgh	0-0	0	0	0	0	0	0	0
1994	Pittsburgh	2-0	0	0	0	0	0	0	0
1999	St. Louis	3-0	5	3	8	0	0	1	5
2000	St. Louis	1-0	2	2	4	0	0	0	0
2001	St. Louis	3-3	5	9	14	0	0	0	0

ADDITIONAL STATS

Interceptions: 1 for 0 yards in 2003

Passes Defensed: (St. Louis) 2 in 1997, 1 in 1999, 2 in 2001, 4 in 2002, (Miami) 1 in 2003, 4 in 2004 for total of 14

Special Teams Tackles: (Pittsburgh) 3 in 1994, (Atlanta) 2 in 1996, (St. Louis) 4 in 1997 for total of 9

Kickoff Returns: (Pittsburgh) 2 for 8 yards in 1994, (St. Louis) 1 for 5 yards in 1997 for total of 3 for 13 yards

DOLPHINS PLAYOFF MARGINS OF VICTORY

Miami's 31-0 win over San Diego in a Divisional Playoff game on January 10, 1993 at Joe Robbie Stadium marked the largest margin of victory by the team in a playoff game. The previous largest margin of victory in the postseason by the Dolphins was three 21-point wins, as Miami came away with a 21-0 win over Baltimore on January 2, 1972 in the Orange Bowl, a 31-10 win over San Diego on January 16, 1983 in the O.B. and a 31-10 win over Seattle on December 29, 1984 in the O.B.

ALTERNATIVE JERSEY

In a 24-23 win over Washington on November 23, 2003 at Pro Player Stadium, the Dolphins donned orange jerseys for the first time in franchise history. In fact, it marked the first occasion that they have worn a jersey color other than white or aqua. Last year, they boosted their record in orange jerseys to 2-0 when they defeated the New England Patriots, 29-28, on December 20 at Pro Player Stadium, in a Monday night game.

2005 DRAFT CHOICES

RD.	NO.	NAME	POS.	HT.	WT.	BIRTH-DATE	COLLEGE
1	2	Ronnie Brown	RB	6-0	232	12/12/81	Auburn
2	46	Matt Roth	DE	6-4	272	10/14/82	Iowa
3	70	Channing Crowder	LB	6-2	245	12/2/83	Florida
4	104	Travis Daniels	CB	6-1	192	9/8/82	Louisiana State
5	162	Anthony Alabi	T	6-5	315	2/16/81	Texas Christian
7	216	Kevin Vickerson	DT	6-5	305	1/8/83	Michigan State



Anthony Alabi

Tackle • 67

Height/Weight.....6-5, 315
Born2/16/81
CollegeTexas Christian '05
DraftD5, 162



COLLEGE

Four-year letterman at Texas Christian (2001-04) who started his final three seasons . . . Made 35 career starts in college . . . Opened 11 games as a senior . . . Named as a first-team All-Conference USA selection . . . Helped offense average 32.9 points per game . . . Started 12 games as a junior . . . Missed one game due to an ankle injury . . . Named as a first-team All-Conference USA selection by the league's coaches and media members . . . Paved way for TCU to be one of six Division I schools to average more than 200 yards rushing and 200 yards passing per game in 2003 . . . Started all 12 games at left tackle as a sophomore . . . Helped TCU to a conference-best 203.2 yards rushing per game . . . School's quarterbacks were sacked just 22 times in 12 games . . . Played in 10 games at left offensive tackle as a redshirt freshman . . . Missed two contests after suffering a concussion . . . Redshirted as a true freshman in 2000 . . . Attended the United States Naval Academy from June to November, 1999 . . . Holds B.S. in criminal justice.


PERSONAL

Attended Antonian College Prep High School in San Antonio, Texas . . . Was a four-year letterman in football and also lettered in basketball and track and field (shot put and discus) . . . Earned all-district and all-state honors in football and track . . . Led the team in sacks (13) and tackles (82) as a senior . . . Was a two-time state champion in track . . . Has done charity work with the Nigerian People's Association . . . Wore number 55 in high school and college because that was the year his father, Tony, was born . . . Is a first cousin of Philadelphia Eagles defensive end N.D. Kalu . . . Hobbies include reading, bowling, playing golf and video games . . . Also earned his black belt in karate . . . Growing up, his favorite sports team was the Dallas Cowboys and his favorite athlete was former N.Y. Giants linebacker Lawrence Taylor . . . Lists "Good Will Hunting" as favorite movie, "The Cosby Show" as favorite television show, "The Da Vinci Code" as favorite book and Eminem as favorite recording artist . . . Last name pronounced uh-LOB-ee . . . Full name is Anthony Abayomi Alabi, born February 16, 1981, in San Antonio, Texas.

ANTHONY ALABI'S COLLEGE STATISTICS

GAMES/STARTS: 2001: 10/0, 2002: 12/12, 2003: 12/12, 2004: 11/11
45/35

COLLEGE TOTALS:



Ronnie Brown

Running Back • 23

Height/Weight.....6-0, 232
Born12/12/81
CollegeAuburn '05
DraftD1, 2



C O L L E G E

Appeared in 47 games, including 21 starts, over a five-year span (2000-04) . . . Finished with 2,707 yards rushing and 28 TDs on 573 attempts, and 58 receptions for 668 yards and a pair of scores . . . Played in 12 games, starting seven contests, as a senior . . . Finished second on the team with 153 carries for 913 yards (6.0 avg) and eight touchdowns . . . Also ranked second with a career-high 34 receptions for 313 yards (9.2 avg.) and a score . . . Named second-team All-Southeastern Conference by the Associated Press . . . Was a semifinalist for the Doak Walker Award presented to the nation's top running back . . . Totaled 147 yards, including a career-long run of 59 yards, while carrying 15 times against Mississippi State . . . Caught a career-high six passes for 79 yards against Tennessee . . . Gained 101 yards on 15 carries and scored a touchdown against Arkansas . . . Played in 11 games with three starts as a junior . . . Finished third on the team with 95 carries for 446 yards (4.7 avg.) and five touchdowns . . . Also caught eight passes for 80 yards . . . Scored two touchdowns and rushed for 62 yards on 13 carries against Wisconsin . . . Led the team in rushing with 1,008 yards on 175 carries (5.8 avg.) and 13 touchdowns as a sophomore . . . Also caught nine passes for 166 yards and a score . . . Selected to the Associated Press and Coaches' second-team All-Southeastern Conference squad . . . Was the recipient of the Pat Sullivan Award, presented to the team's top offensive player as voted on by the coaching staff . . . Rushed for 163 yards on 22 carries and two touchdowns and scored another touchdown on a 54-yard reception against Florida . . . Named SEC Offensive Player of the Week and Coaches' Offensive Player of the Week against Mississippi after rushing for a career-high 224 yards on 33 attempts and three touchdowns . . . His 224 yards were the 10th most ever by an Auburn player in a single game . . . Gained 124 yards on 25 attempts with a 53-yard touchdown against Georgia . . . Named the Capital One Bowl Most Valuable Player after rushing for 184 yards and two touchdowns against Penn State . . . Played in 10 games with five starts as a redshirt freshman in 2001 . . . Named to the All-SEC freshman team . . . Finished third on the team with 330 yards and two touchdowns on 84 carries . . . Gained 109 yards on seven receptions . . . Rushed 25 times for 84 yards against Mississippi . . . Rushed five times for 67 yards, including a 43-yard touchdown, against Ball State . . . Played in two games as a true freshman . . . Recorded six rushes for 10 yards . . . Holds degree in communications.

P E R S O N A L

Single, resides in Cartersville, Ga . . . Attended Cartersville High School . . . Named the top running back in Georgia by Super Prep and Georgia Class 2A Player of the Year as a senior . . . Gained 1,931 yards on 206 carries and scored 25 touchdowns . . . Also competed as a free safety and picked off three passes . . . Also played baseball and hit .330 with nine home

runs as a junior . . . Was drafted by the Seattle Mariners in the 50th round in 2000 . . . Spent the spring of 2004 interning at the Auburn Network where he edited and produced highlight films . . . Hobbies include watching movies . . . Growing up, his favorite athlete was former Detroit Lions running back Barry Sanders . . . Lists “Menace II Society” as favorite movie and T.I. as favorite recording artist . . . Full name is Ronnie G. Brown, born on December 12, 1981,

RONNIE BROWN'S COLLEGE STATISTICS

YEAR	TEAM	RUSHING							RECEIVING			
		G-S	ATT.	YDS.	AVG.	LG	TD		NO.	YDS.	LG	TD
2000	Auburn	2-0	6	10	1.7	4	0		0	0	-	0
2001	Auburn	10-5	84	330	3.9	43	2		7	109	38	0
2002	Auburn	12-6	175	1008	5.8	55	13		9	166	54	1
2003	Auburn	11-3	95	446	4.7	29	5		8	80	34	0
2004	Auburn	12-7	153	913	6.0	59	8		34	313	38	1

ADDITIONAL STATS



Channing Crowder

Linebacker • 52

Height/Weight.....6-2, 245
Born12/2/83
CollegeFlorida '06
Draft.....D3, 70



C O L L E G E

Two-year letterman and starter at the University of Florida (2003-04) . . . Concluded his career with 179 total tackles, four sacks, three fumble recoveries and two forced fumbles . . . Played in nine games with eight starts in 2004 . . . Was named as a first-team All-Southeastern Conference selection by the league's coaches . . . Added ESPN All-America recognition and was named Florida's Outstanding Linebacker and co-recipient of the Defensive Captain Award . . . Recorded 73 tackles (44 solo), two sacks, 8.5 stops for losses and a quarterback pressure . . . Also recovered three fumbles and caused another and returned an interception 22 yards . . . Had his first career interception and was in on 11 tackles against Arkansas . . . Registered 10 tackles (6 solo) with a pair of sacks for minus-16 yards and three stops behind the line of scrimmage against Louisiana State . . . Had a career-high 18 tackles with two stops for losses, a pressure and a forced fumble against Mississippi State . . . Played in 11 games with nine starts in 2003 . . . His nine starts were the most ever by a freshman in school history . . . Named Southeastern Conference Defensive Freshman of the Year by The Sporting News . . . Selected to the Scripps/FWAA All-America Team and picked up All-SEC second-team honors from the league's coaches . . . Chosen National Freshman of the Year by College Football News . . . Selected the team's Outstanding Linebacker . . . Recorded 106 tackles (65 solo), the most of any freshman in the NCAA ranks in 2003 . . . Had two sacks and five stops for loss . . . Also caused a fumble and deflected four passes . . . Was scheduled to attend the University of Florida in 2002, but did not enroll until January, 2003.

PERSONAL

Single, resides in Atlanta, Ga . . . Attended North Springs High School in Atlanta . . . Recorded 114 tackles with 7.5 sacks while also rushing for more than 800 yards as a senior . . . Named one of the top four linebackers in the state of Georgia by the Atlanta Journal-Constitution . . . Member of the National Honor Society . . . Son of Randy Crowder, an All-America defensive tackle at Penn State (1971-73) who was a sixth-round draft choice of Miami in 1974 and went on to play in the NFL for the Dolphins (1974-76) and Tampa Bay Buccaneers (1978-80) before spending two seasons as an assistant coach back at Penn State . . . The Dolphins have had two father-son combinations in their history, including the Barbers (LB Rudy, 1968; FB Kantroy, 1999) and the Grieses (QB Bob, 1967-80; QB Brian, 2003) . . . The Crowders, though, are the first father-son tandem to be drafted by the Dolphins . . . Did charity work with the Goodwill Gators at Florida in which student-athletes visit local elementary schools to encourage children to read . . . Growing up, the Tampa Bay Buccaneers was his favorite sports team and former N.Y. Giants linebacker Lawrence Taylor was his favorite athlete . . . Enjoys hunting and fishing in spare time . . . Lists "Napoleon Dynamite" as favorite movie, "Martin" as favorite television show, "L.T.: Over the Edge" as favorite book and Young Jeezy as favorite recording artist . . . Full name is Randolph Channing Crowder, born December 2, 1983, in

CHANNING CROWDER'S COLLEGE STATISTICS

YEAR	TEAM	G-S	TACK.	ASST.	TOTAL	FUM. REC.	FOR. FUM.	QB SACK	YDS LOST
2003	Florida	11-9	65	41	106	0	1	2	12.0
2004	Florida	9-8	44	29	73	3	1	2	16.0

ADDITIONAL STATS

Pass Breakups: 4 in 2003

Quarterback Pressures: 1 in 2004

Tackles For Loss: 5 for 17 yards in 2003, 8.5 for 27 yards in 2004 for total of 13.5 for 44 yards

Interceptions: 1 for 22 yards in 2004



Travis Daniels

Cornerback • 21

Height/Weight.....6-1, 192
Born9/8/82
CollegeLouisiana State '05
DraftD4, 104



COLLEGE

Four-year letterman (2001-04) at Louisiana State who started his final two seasons . . . Capped career by starting in 26 straight games for LSU . . . Overall, played in 33 games with 26 starts and registered 109 tackles, two interceptions, 38 pass breakups, two sacks and a fumble recovery . . . Opened all 12 games as a senior . . . Recorded 48 tackles (28 solo), one tackle for loss and nine pass breakups . . . Scored a one-yard touchdown off a fumbled interception return by teammate Ali Highsmith against Arkansas State . . . Tied for team lead with seven tackles against Iowa in the Capital One Bowl . . . Played in the Senior Bowl . . . Started all 14 games as a junior as LSU won the National Championship . . . Started at free safety in first six

games of season, before moving to cornerback for the final eight games . . . Recorded 58 tackles (43 solo), 6.5 tackles for loss, two sacks, a fumble recovery and a blocked kick . . . Also posted two interceptions for 48 yards and a touchdown and led team with 26 pass breakups . . . Added two punt returns for 10 yards . . . Posted six tackles, a sack, a fumble recovery and returned an interception for a 48-yard touchdown against Mississippi State . . . Saw action in five games as a sophomore . . . Recorded three tackles, including one for a loss . . . Also broke up one pass and had two quarterback hurries . . . Played in two games as a true freshman in 2002 . . . Saw first action of season against Tennessee in the SEC Championship Game and

PERSONAL

broke up two passes, one of which came in the end zone . . . Also played against Illinois in Sugar Bowl, but did not record any statistics . . . Majored in general studies.

Single, resides in Hollywood, Fla . . . Attended South Broward High School in Hollywood . . . Daniels is the first Broward County player selected by the Dolphins in the draft since they took safety Bobby Harden (Piper High School in Sunrise) in the 12th round of the 1990 draft . . . Named first-team 4A All-State as a defensive back his senior season after registering 60 tackles and five interceptions . . . On offense, caught 34 passes for 500 yards and four touchdowns . . . Also returned a kickoff for a touchdown and an interception for a score . . . Enjoys listening to jazz . . . Mother, Spring Grant, was such a huge Dolphins fan that shortly after Travis was born, she had him wearing aqua in the nursery at Hollywood Memorial Hospital . . . Growing up, Travis would wear a Dan Marino uniform every day after he got home from preschool . . . Enjoys swimming, fishing, movies and playing Playstation 2 . . . Growing up, Deion Sanders was his favorite athlete . . . Lists "Juice" as favorite movie, "The Fresh Prince of Bel-Air" as favorite television show, "Autobiography of Malcolm X" as favorite book

TRAVIS DANIELS' COLLEGE STATISTICS

YEAR	TEAM	G-S	TACK.	ASST.	TOTAL	FUM. REC.	FOR. FUM.	INT.	YDS.	LG	TD
2001	Louisiana St.	2-0	0	0	0	0	0	0	0	-	0
2002	Louisiana St.	5-0	3	0	3	0	0	0	0	-	0
2003	Louisiana St.	14-14	43	15	58	1	0	2	48	48t	1
2004	Louisiana St.	12-12	28	20	48	0	0	0	1	1	1
COLLEGE TOTALS		33-26	74	35	109	1	0	2	49	48t	2

ADDITIONAL STATS

Punt Returns: 2 for 10 yards in 2003

Pass Breakups: 2 in 2001, 1 in 2002, 26 in 2003, 9 in 2004 for total of 38

Sacks: 2 for 22 yards in 2003

Tackles For Loss: 1 for 1 yard in 2002, 6.5 for 37 yards in 2003, 1 for 3 yards in 2004 for total of 8.5 for 41 yards


Blocked Kicks: 1 in 2003

DOLPHINS RECORD IN CLOSE GAMES

The Dolphins owned a 2-3 record in 2004 in games decided by three points or less and a 3-6 mark in games decided by seven points or less. In games decided by three points or less, Miami is 69-54-4 (.559) since the team's inception in 1966. Miami's record in games decided by seven or fewer points is 129-111-4 (.537).

DOLPHINS RECORD WITH 25 OR MORE CARRIES

Over the past ten years (1995-2004) a common theme has developed with the Dolphins' running game. During this span, the Dolphins are 78-26 (.750) in the regular season when they have had 25 or more rushing attempts. In contests where they have had less than 25 rushing attempts over this same span, Miami is 12-44 (.214).



Matt Roth

Defensive End • 98

Height/Weight.....6-4, 272
Born10/14/82
CollegeIowa '05
DraftD2, 46



COLLEGE

Four-year letterman (2001-04) and two-year starter at Iowa . . . In his career, appeared in 50 games with 26 starts . . . Recorded 167 tackles, 30 sacks, 43 stops for loss, eight forced fumbles and a fumble recovery . . . Started 12 games as a senior . . . Earned second-team All-America honors from the Associated Press and Walter Camp Foundation . . . Was the only defensive player to earn unanimous All-Big Ten Conference first-team accolades from the league's coaches . . . Recorded 49 tackles (34 solo) with eight sacks and tied for the Big Ten lead with three forced fumbles . . . Added 15 tackles for loss, the sixth-best total in the league . . . Posted five tackles and a pair of sacks against Ohio State . . . Credited with four solo tackles, two sacks and three stops for losses of 16 yards against Penn State . . . Started all 13 games as a junior at left defensive end . . . Was a consensus All-Big Ten Conference first-team selection and the recipient of the team's Defensive Hustle Award . . . Recorded 51 tackles (32 solo) with 12 sacks and 16 tackles for loss . . . Ranked second in the Big Ten and 13th nationally in sacks (0.88 per game) . . . He tied for second in the conference in forced fumbles (four) . . . Also recovered a fumble and credited with four quarterback pressures . . . Collected five tackles, two sacks and a forced fumble against Michigan . . . Registered six tackles, caused a fumble and matched his career high with three sacks against Illinois . . . Played in all 13 games with one start as a sophomore . . . Was the recipient of the Special Teams Hustle Award . . . Moved to left defensive end from linebacker during spring drills . . . Finished with 48 tackles (22 solo) and led the team with ten sacks . . . Ranked third on the team with 11 stops for losses of 56 yards . . . Also caused a fumble and was credited with eleven quarterback pressures . . . Had five tackles, four tackles for loss, three sacks and a forced fumble against Michigan State . . . Played in all 12 games as a reserve linebacker as a freshman . . . Saw most of his action on special teams . . . Finished with 19 tackles (12 solo), a tackle for loss and a pass deflection . . . Majored in health.

PERSONAL

Single, resides in Villa Park, Ill . . . Attended Willowbrook High School in Villa Park . . . Was a consensus All-America selection as a senior, competing as a linebacker and fullback . . . Recorded 161 tackles with four sacks, 23 stops for losses, ten forced fumbles and a state-record 12 blocked kicks as a senior . . . Collected 110 tackles with 11 sacks and 29 stops behind the line of scrimmage during his junior campaign . . . Also lettered four times in wrestling, earning the state title as a senior with a perfect 31-0 record . . . Won school Academic Merit honors . . . Enjoys fishing in spare time . . . Growing up, Michael Jordan was his favorite athlete . . . Lists "A Bronx Tale" as favorite movie, "Seinfeld" as favorite television show and 3 Doors Down as favorite musical group . . . Full name is Matthew M. Roth, born October 14, 1982, in Villa Park, Ill.

MATT ROTH'S COLLEGE STATISTICS


YEAR	TEAM	G-S	TACK.	ASST.	TOTAL	FUM. REC.	FOR. FUM.	QB SACK	YDS LOST
2001	Iowa	12-0	12	7	19	0	0	0	0.0
2002	Iowa	13-1	22	26	48	0	1	10	54.0
2003	Iowa	13-13	32	19	51	1	4	12	83.0
2004	Iowa	12-12	34	15	49	0	3	8	55.0

ADDITIONAL STATS

Pass Breakups: 1 in 2001

Quarterback Pressures: 11 in 2002, 4 in 2003, 8 in 2004 for total of 23

Tackles For Loss: 1 for 4 yards in 2001, 11 for 56 yards in 2002, 16 for 92 yards in 2003, 15 for 72



Kevin Vickerson

Defensive Tackle • 92

Height/Weight 6-5, 305
Born 1/8/83
College Michigan State '05
Draft D7, 216



C O L L E G E

Four-year letterman (2001-04) at Michigan State who was a full-time start in his senior season . . . Appeared in 44 games during his career, including 19 starts, and collected 113 tackles (78 solo) with 8.5 sacks, 24.5 tackles for loss, 19 quarterback pressures, a fumble recovery, three pass deflections and two blocked kicks . . . Played in 12 games with 11 starts at left defensive tackle as a senior . . . Recorded 46 tackles (31 solo), 4.5 sacks, 10.5 tackles for loss and seven quarterback pressures . . . Also deflected a pass and blocked two kicks . . . Posted four tackles with four quarterback pressures and a blocked kick against Rutgers . . . Registered three tackles and blocked a kick against Hawaii . . . Played in 13 games as a junior . . . Recorded 18 tackles (14 solo), two sacks and six tackles for loss . . . Also credited with six quarterback pressures . . . Had two tackles and a sack against Notre Dame . . . Played in 11 games with six starts at right defensive tackle as a sophomore . . . Recorded 36 tackles (25 solo) with a sack, six tackles for loss and four quarterback pressures . . . Also recovered a fumble and deflected a pass . . . Posted a season-high eight tackles with a tackle for loss, a fumble recovery and a pressure against Minnesota . . . Had five tackles, a sack and a pair of quarterback pressures against Michigan . . . Played in eight games with two starts as a freshman . . . Recorded 13 tackles (8 solo), a sack and two tackles for loss . . . Had a season-high six tackles against Penn State . . . Collected five tackles with a pair of stops behind the line of scrimmage and a sack against Fresno State in the Silicon Valley Football Classic . . .

P E R S O N A L

Majored in criminal justice.

Single, resides in Detroit, Mich . . . Attended Martin Luther King High School in Detroit . . . Earned Prep Star All-America honors as a senior while helping Detroit King to a 10-1 record

and its first Public School League title in ten years . . . Played on both the defensive and offensive lines . . . Recorded 97 tackles as a senior, including 26 for losses with 17 sacks . . . Had 82 tackles as a junior, including 23 for losses with 14 sacks . . . Worked with disabled children while in college . . . Enjoys playing basketball in spare time . . . Growing up, the Detroit Pistons were his favorite sports team and Reggie White was his favorite athlete . . . Lists "Rocky" as his favorite movie, "Martin" as his favorite television show and Jay-Z as his favorite recording artist . . . Brother, Quartez, is a senior defensive lineman at Grand Valley State

KEVIN VICKERSON'S COLLEGE STATISTICS

YEAR	TEAM	G-S	TACK.	ASST.	TOTAL	FUM. REC.	FOR. FUM.	QB SACK	YDS LOST
2001	Michigan St.	8-2	8	5	13	0	0	1	1.0
2002	Michigan St.	11-6	25	11	36	1	0	1	12.0
2003	Michigan St.	13-0	14	4	18	0	0	2	16.0
2004	Michigan St.	12-11	31	15	46	0	0	4.5	29.0

ADDITIONAL STATS

Pass Breakups: 1 in 2001, 1 in 2002, 1 in 2004 for total of 3

Quarterback Pressures: 2 in 2001, 4 in 2002, 6 in 2003, 7 in 2004 for total of 19

Tackles For Loss: 2 for 8 yards in 2001, 6 for 25 yards in 2002, 6 for 27 yards in 2003, 10.5 for 39 yards in 2004 for total of 24.5 for 99 yards

FREE AGENTS



Ronald Bellamy



Wide Receiver • 87

Height/Weight6-0, 208
Born12/28/81
CollegeMichigan





Went to training camp with the Dolphins in 2003 as an undrafted college free agent . . . Was waived on August 31 before being signed to the practice squad on October 7, where he spent each of the final 12 games of the season . . . Was allocated to the Scottish Claymores of the NFL Europe League in the spring of 2004, and finished with 12 receptions for 191 yards and two touchdowns . . . Was waived by the Dolphins on September 5, 2004 and then signed to the practice squad a day later where he spent the first three games of the year before being signed to the 53-man roster on October 2 . . . Made his NFL debut, in a reserve role, vs. N.Y. Jets (10/3) . . . Was inactive the following week at New England (10/10) . . . Was released on October 12 and then re-signed to the practice squad on October 13 where he spent the next ten contests . . . Was re-signed to the 53-man roster on December 28 and saw action in a reserve role in season finale at Baltimore (1/2/05), when he caught one pass for eight yards, marking the first reception of his NFL career . . . Ranked second on the team in the preseason with six receptions for 84 yards and a touchdown . . . Was a four-year letterman for the Wolverines (1999-2002), who started 25 of the 36 games in which he played over his final three seasons . . . Finished his career with 67 receptions for 888 yards and nine touchdowns . . . Also rushed 18 times for 167 yards, returned 33 punts for a 9.8-yard average and fielded two kickoffs for a 19.5-yard average . . . Put together his most productive season as a senior in 2002 when he caught 46 passes for 530 yards and five touchdowns . . . Played in the East-West Shrine game following his senior season . . . Holds B.A. in sports management communications . . . Single . . . Attended Archbishop Shaw High School in Marrero, La., where he lettered in both football and track . . . Named as an all-district, all-metro and all-state selection as a wide receiver his senior


season . . . In track, performed in the 100- and 200-meters and was a member of the 4x200-meter relay team that posted the third-fastest time in the nation as a junior . . . Finished second in the state in the 100-meter dash (10.65) as a junior . . . Hobbies include watching television and listening to music . . . Lists "Coming to America" as favorite movie, "Fresh Prince of Bel-Air" as favorite television show, "To Kill a Mockingbird" as favorite book and Cash-Money as favorite musical group . . . Growing up, was a fan of the New Orleans Saints, and Jerry Rice was his

	Brock Berlin		
	Quarterback • 8		
	Height/Weight	6-1, 215	
	Born	7/4/81	
	College	Miami (Fla.)	

Signed with the Dolphins as an undrafted college free agent on April 29, 2005 . . . Played his final two collegiate seasons (2003-04) at Miami (Fla.) after beginning his career at Florida . . . In his two years with the Hurricanes, completed 406 of 700 passes (58%) for 5,099 yards with 34 touchdowns and 23 interceptions . . . Started 24 of a possible 25 games during this time and led the 'Canes to a record of 19-5 as a starter . . . Was a second-team All-Atlantic Coast Conference selection as a senior when he connected on 195 of 348 passes for 2,680 yards with 22 touchdowns and just six interceptions . . . Had a career-high five touchdown passes against North Carolina State his senior season . . . Led Miami to bowl wins in each of his two years, including a victory over Florida State in the FedEx Orange Bowl following 2003 and a triumph over Florida in the Chick-fil-A Peach Bowl following 2004 . . . Played in 12 games for the Gators from 2000-01 and completed 53 of 87 for 653 yards with 11 touchdowns and two interceptions . . . Started for the Gators in FedEx Orange Bowl win over Maryland following the 2001 season and completed 11 of 19 for 196 yards with one touchdown and two interceptions in the game . . . Sat out the 2002 season because of NCAA transfer rules . . . Earned degree in sociology . . . Married to Amy . . . Prepped at Evangel Christian Academy in Shreveport, La . . . Was a consensus All-America selection and the USA Today National Offensive Player of the Year as a senior . . . Led the school to three state titles . . . Also lettered in golf and baseball in high school . . . Was an honor roll student . . . Is a member of the Fellowship of Christian Athletes . . . Brother, Corey, played wide receiver at Louisiana Tech from 1999-2002 . . . Growing up, the Dallas Cowboys was his favorite sports team and Packers quarterback Brett Favre was his favorite athlete . . . Hobbies include playing golf and shooting pool . . . Lists "Tombstone" as his favorite movie, "Seinfeld" as favorite television show, The Bible as favorite book and Scott Stapp as favorite recording artist . . . Full name is Brock S. Berlin, born July 4, 1981, in Shreveport, La.

	Atari Bigby		
	Safety • 33		
	Height/Weight	5-11, 205	
	Born	9/19/81	
	College	Central Florida	

Signed with the Dolphins as an undrafted college free agent on May 16, 2005 after attending the team's rookie minicamp (April 29 – May 1) on a tryout basis . . . Was a four-year letterman (2001-04) at Central Florida . . . During that time, recorded 296 tackles, a sack and three interceptions . . . As a junior in 2003, tallied 112 tackles and a sack and was named a first-team All-Mid-American Conference selection, the second straight year in which he earned that honor . . . Posted 104 tackles and an interception as a sophomore . . . Majored in liberal studies . . . Attended Miami (Fla.) Senior High School . . . Was a second-team Class 6A All-State pick as a senior . . . Played in the Dade-Broward All-Star game . . . Also lettered in soccer and track . . . Born September 19, 1981 in Jamaica.




Vann Brown

Defensive End • 71

Height/Weight6-5, 275
Born.....5/18/81
CollegeNorthwestern Oklahoma State



Signed with the Dolphins as an undrafted college free agent on April 29, 2005 . . . Played his final collegiate season at Northwestern Oklahoma State after transferring from USC, where he played from 2002-03 . . . In 2004, tallied 52 tackles, 18.5 stops for loss, 8.5 sacks and three forced fumbles in ten games for the Rangers . . . Recorded 11 tackles in 17 games over his two seasons with the Trojans . . . Originally signed to play at the University of Oregon in 1999, but did not enroll there . . . Attended Glendale (Calif.) Community College in the spring of 2000 before transferring to Pasadena (Calif.) City College where he played during the 2000 football season . . . Earned All-Mission Conference (North) first-team honors as a defensive lineman, as he registered 44 tackles, with 12 for losses (including six sacks) and seven pass deflections . . . Signed with Michigan State for 2001 but did not enroll there . . . Attended Lansing (Mich.) Community College in the fall of 2001 but did not play football . . . Majored in sociology . . . Married to Aja . . . Couple resides in Altadena, Calif. . . Spent his final two prep seasons at Alhambra (Calif.) High School after starting out at Marshall High School in Pasadena, Calif. . . Lettered in football, track and basketball . . . Hobbies include weightlifting and going to the movies . . . Growing up, his favorite team was the Pittsburgh Steelers . . . Lists "Friday" as favorite movie, "The King of Queens" as favorite television show, "The Purpose Driven Life" as favorite book and Snoop Dogg as favorite recording artist . . . Is the younger brother of Chad Brown, who has played linebacker in the NFL the last 12 seasons with both Pittsburgh (1993-96) and Seattle (1997-2004), and signed with New England this offseason . . . Full name is Vann Andrew Brown, born May 18, 1981, in Los Angeles, Calif.




Derek Curry

Linebacker • 53

Height/Weight6-2, 235
Born.....9/5/81
College.....Notre Dame



Signed with the Dolphins as an undrafted college free agent on April 29, 2005 . . . Was a four-year letterman (2001-04) at Notre Dame who started at outside linebacker for the Irish each of his final three seasons . . . Overall, started 36 of the 48 games in which he appeared during his career . . . Amassed 167 tackles, 22.5 stops for loss, 13 sacks, four interceptions, four fumble recoveries and three forced fumbles . . . Had a career-high 66 tackles, in addition to 6.5 stops for loss, 4.5 sacks, two interceptions, a fumble recovery and two forced fumbles as a junior . . . Followed that up with 65 tackles, eight stops for loss, 4.5 sacks, a pair of interceptions and two fumble recoveries as a senior . . . Majored in management information systems . . . Single, resides in Houston, Texas . . . Attended Sealy (Texas) High School, where he played linebacker while also serving as the team's punter . . . Helped Sealy to four consecutive league titles, including state championships in 1996 and 1997 . . . Also lettered in track, basketball and baseball . . . Active in community endeavors, was named to the American Football Coaches Association 2004 Good Works Team . . . Hobbies include playing the guitar, saxophone and drums . . . Growing up, the Houston Oilers was his favorite team and Reggie White was his favorite athlete . . . Lists "Ray" and "Anchorman" as favorite movies, The Bible as favorite book and Alicia Keys as favorite recording artist . . . Brother, Dante, played football at Southern Arkansas . . . Full name is Derek Christopher Curry, born September 5, 1981, in Houston.




Josh Davis

Wide Receiver • 17

Height/Weight6-0, 188
Born12/11/80
CollegeMarshall



Signed with the Dolphins as an undrafted college free agent on April 29, 2005 . . . Was a four-year letterman (2001-04) at Marshall, where he finished his career as the school's and Mid-American Conference's all-time leading receiver with 306 receptions for 3,889 yards and 23 touchdowns . . . Reception total ranks second in NCAA history, trailing only Purdue's Taylor Stubblefield (325, 2001-04) . . . As a senior, caught 86 passes for 914 yards and seven touchdowns and was a second-team All-MAC choice . . . Hauled in 75 catches for a career-best 1,191 yards, including five touchdowns as a sophomore in 2002 . . . Set an NCAA freshman record in 2001 with 79 catches (961 yards, 5 TDs) . . . Played one year (1999) at Fork Union Military Academy before enrolling at Marshall, where he redshirted in 2000 . . . Holds degree in sports management and marketing . . . Single, resides in Hickory Grove, S.C . . . Starred in football, basketball and track at York (S.C.) High School . . . Was an all-state selection in both football and track as a senior . . . Returned nine punts for touchdowns over his final two seasons . . . Finished first in the state track meet in the 100- and 200-meters as a senior . . . Also lettered in baseball and basketball . . . Enjoys bowling in spare time . . . Growing up, the Miami Dolphins was his favorite sports team and former Washington Redskins wide receiver Art Monk was his favorite athlete . . . Lists "Martin" as favorite television show, The Bible as favorite book and Jay-Z as favorite recording artist . . . Goes by the nickname "J.D." . . . Full name is Joshua Damon Davis, born December 11, 1980, in Rock Hill, S.C.



William Delahoussaye

Long Snapper • 48

Height/Weight6-2, 242
Born5/7/80
CollegeLouisiana-Lafayette



First signed with the Dolphins as a free agent on February 13, 2004 before being waived on September 1 . . . Was re-signed on January 11, 2005 and then allocated to Berlin of the NFL Europe League this past spring . . . Spent the season on the team's injured reserve list . . . Was eligible for the 2003 NFL Draft but was not selected . . . Took part in all 44 games in his four-year collegiate career (1999-2002) as the Ragin' Cajuns' long snapper . . . Majored in audiology . . . Was a four-year letterman as a long snapper and tight end at Notre Dame High School in Crowley, La . . . Also lettered three years as a pitcher and first baseman on the baseball team . . .



John Denney

Defensive End • 63



Height/Weight6-5, 270
Born12/13/78
CollegeBrigham Young





Signed with the Dolphins as an undrafted college free agent on April 29, 2005 . . . Played the

Free Agents • 299

last three years (2002-04) at BYU . . . Appeared in a total of 32 games, including 29 starts . . . Recorded 94 tackles in his career . . . As a senior, posted 27 tackles, 8.5 stops for loss, 4.5 sacks and a forced fumble as he was chosen to play in the Hula Bowl . . . Amassed 42 tackles, six stops for loss and 4.5 sacks as a junior when he received Academic All-Mountain West Conference honors . . . Redshirted in 2001 after transferring from Ricks Junior College in Rexburg, Idaho, where he played in 2000 . . . Holds degree in business management . . . Married to Christy, couple has a son, Austin (3/3/05), and reside in Provo, Utah . . . Attended Horizon High School in Brighton, Colo., where he graduated with National Student-Athlete Honors . . . Also lettered in basketball and baseball . . . Served a Spanish-speaking Church mission to Morristown, N.J. . . Has played the violin since age five . . . Growing up, his favorite team was the Denver Broncos . . . Lists "Endless Summer II" as favorite movie, "Seinfeld" as favorite television show, "Bringing Down the House" as favorite book and Dave Matthews as favorite recording artist . . . Brother, Ryan, currently is a defensive end with Buffalo after the Bills made him a second-round draft choice in 2002 . . . Full name is John S. Denney, born December 13, 1978 in Denver, Colo.

	Deandre Eiland		
	Safety • 45		
	Height/Weight	5-11, 209	
	Born	6/4/82	
	College	South Carolina	

Signed by the Dolphins off Indianapolis' practice squad on December 15, 2004 . . . Was inactive for each of his three games on the team's 53-man roster . . . Originally was a sixth-round draft choice of Minnesota (184th overall) in 2004 . . . Was waived on September 6 and then signed to the team's practice squad on September 8 . . . Was released by the Vikings on September 28 and then signed to the Colts' practice squad on October 1 . . . Started 28 games in his four-year career at South Carolina (2000-03), during which time he played both safety and cornerback . . . Finished with 211 tackles, nine interceptions (1 for a touchdown in 2002), three fumble recoveries, a forced fumble and 19 pass breakups . . . Snared a career-high four interceptions from his free safety spot in 2000 as he was selected to the SEC All-Freshman team . . . Also was a member of USC's track squad from 2000-01 where he participated in 60-meter hurdles and was an All-Conference pick in 2001 . . . Majored in retail management . . . Played both cornerback and wide receiver at Tupelo (Miss.) High School . . . Lettered in track as well, and was a national high school record-holder in the 55-yard hurdles with a time of 7.70 . . . Also was the state champion in the 110-meter hurdles, having been clocked at 13.48 . . . Born June 4, 1982 in Tupelo, Miss.

	Abram Elam		
	Safety • 2		
	Height/Weight	6-0, 205	
	Born	10/15/81	
	College	Kent State	

Signed with the Dolphins as an undrafted college free agent on May 16, 2005 after attending the team's rookie minicamp (April 29 – May 1) on a tryout basis . . . Began his collegiate career at Notre Dame, where he played in 2001 . . . Spent the 2004 season at Kent State, where he started all 11 games and registered 64 tackles . . . Tied for team-lead with three interceptions, totaling a team-best 105 yards in returns . . . Also came up with four pass breakups and returned 16 punts for a 9.2-yard average . . . For the Irish in '01, played in 11 games and recorded 29 tackles and two interceptions . . . Majored in business . . . Earned his associate's

degree from Palm Beach Community College and worked in a dentist's office in West Palm Beach prior to earning a scholarship to Kent State . . . Played quarterback and defensive back at Cardinal Newman High School in West Palm Beach, Fla . . . Played in both the Florida-



Ronald Flemons

Defensive End • 79

Height/Weight	6-5, 260
Born	10/20/79
College	Texas A&M



First signed with the Dolphins as a free agent on January 27, 2004 before being waived on September 5 . . . Was signed to the practice squad on September 6 and spent the first five games of the year there before being signed to the 53-man roster on October 16 . . . Was inactive for games at Buffalo (10/17) and vs. St. Louis (10/24) and was then released on October 27 . . . Was re-signed to the practice squad on October 29 and spent one game there before being activated to the 53-man roster on November 3 . . . Saw action in a reserve role vs. Arizona (11/7) and was credited with one tackle . . . Was waived on November 19 and re-signed to the practice squad on November 23 where he spent the final six contests . . . Was in training camp with Atlanta in 2003 before being waived on August 30 . . . Originally was a seventh-round draft choice of the Falcons (226th overall) in 2001 . . . Played in one game in his rookie season, was inactive for 15 . . . First regular season action of NFL career occurred vs. Buffalo (12/23/01) . . . Played in four games, all as a reserve, in 2002 and tallied three tackles . . . Opened the 2002 season on the 53-man roster before being waived on September 22 . . . Was signed to the Falcons' practice squad on September 19 and then released on October 22 . . . Was signed to New Orleans' practice squad on November 5 where he spent two games before being re-signed to Atlanta's 53-man roster on November 21 . . . Was a four-year letterman at Texas A&M (1997-2000) who started each of his final three seasons . . . Finished his career with 113 tackles, including 14 for loss, and three sacks . . . Attended Marshall High School in San Antonio, Texas . . . Born October 20, 1979 in San Antonio.



Kay-Jay Harris

Running Back • 43

Height/Weight	6-0, 235
Born	3/27/79
College	West Virginia





Signed with the Dolphins as an undrafted college free agent on April 29, 2005 . . . Played his final two collegiate seasons (2003-04) at West Virginia after starting out at Garden City (Kan.) Community College . . . In his two years with the Mountaineers, played in 23 games, including six starts, and rushed for 1,483 yards and 14 touchdowns on 256 attempts, while also catching 25 passes for 292 yards and three TDs . . . Was a second-team All-Big East Conference selection as a senior in 2004 when he rushed for 959 yards and 10 touchdowns on 165 carries and caught 20 passes for 181 yards and three scores . . . Rushed for a career-high 337 yards and four TDs (25 atts.) in opener against East Carolina . . . Ran for 134 yards and a TD on 25 carries in Gator Bowl against Florida State . . . Resides in Tampa, Fla . . . Has two daughters, Kyla and Kailiece, and two sons, Kevin, Jr. and Kyle . . . Attended Tampa Bay Technical High School in Tampa where he earned all-county accolades in football, baseball and track . . . Also lettered in basketball . . . Won four state long jump titles, including a best of 24'7" . . . Was drafted by the Texas Rangers out of high school and played four years at the Class A level before deciding to play football . . . Has done charity work with the "Feed the Family Foundation" . . . Growing up, his favorite sports team was the Utah Jazz and Karl Malone was

his favorite athlete . . . Lists all the "Friday" movies as his favorite movies, "Cheaters" as his favorite television show and Lil Wayne as his favorite recording artist . . . Full name is Kevin

	Brandon Haw		
	Cornerback • 40		
	Height/Weight	6-0, 195	
	Born	9/24/80	
	College	Rutgers	


Signed with the Dolphins as a free agent on January 19, 2005 . . . Went to camp with Philadelphia last year as an undrafted college free agent before being waived on September 5 . . . Was signed to San Diego's practice squad on September 7 and was released by the Chargers on November 11 . . . Was signed to Cleveland's practice squad on November 16 where he spent the remainder of the '04 season . . . Was a four-year starter at Rutgers (2000-03) who finished his career with 137 tackles, 8.5 sacks, six interceptions and 29 pass breakups . . . Tied for second in the Big East as a junior in 2002 with four interceptions . . . Also competed on the Scarlet Knights' indoor track team where he competed in the 55-meter dash . . . Was a an all-state selection at Fairmont Heights High School in Cheverly, Md., where he also lettered in basketball and track . . . Full name is Brandon Kue Haw, born September 24, 1980 in Cheverly, Md.

	Alex Holmes		
	Tight End • 48		
	Height/Weight	6-2, 270	
	Born	8/22/81	
	College	USC	

Signed with the Dolphins as an undrafted college free agent on April 29, 2005 . . . Was a four-year letterman (2000-02, 2004) at USC, who started each of his final two years . . . Played in 49 games, including 28 starts overall, and caught 82 passes for 783 yards and four touchdowns . . . As a senior in 2004, had 24 receptions for 244 yards . . . Received a medical redshirt in 2003 with a back injury . . . Had his most productive collegiate season the year before as a junior when he had 29 catches for 320 yards and a pair of scores . . . Holds degree in social science/history . . . Single, resides in Los Angeles, Calif . . . Attended Harvard-Westlake High School in North Hollywood, Calif., where he played both tight end and linebacker . . . Also lettered in basketball and track . . . Scored more than 1,300 points on the SAT, and on three occasions placed first on a national Latin exam while in high school . . . Father, Mike, lettered as a defensive end at the University of Michigan from 1974-75 . . . Speaks several languages, including Greek and Latin . . . Mother is full-blooded Greek . . . Has done volunteer work with the Special Olympics . . . Sports hero is Hall of Fame running back Eric Dickerson, with whom he works out . . . Enjoys computers in spare time . . . Lists "Scarface" as favorite movie, "Married with Children" as favorite television show, "A Tale of Two Cities" as favorite book and T.I. as favorite recording artist . . . Full name is Alex Holmes, born August 22, 1981, in San Diego, Calif.

DOLPHINS AT HOME AGAINST DOMED TEAMS

In 2004, Miami was 1-0 at home in games against teams which play their home games in a domed stadium. Overall, the Dolphins own a 33-12 (.733) record at home in regular-season games against teams which play their home games in a domed stadium.




Jack Hunt

Safety • 49

Height/Weight6-0, 195
Born11/30/81
CollegeLouisiana State



Signed with the Dolphins as a free agent on February 16, 2005 . . . Was allocated to the NFL Europe League this past spring where he played with Berlin . . . Appeared in seven games, including one start . . . Recorded 28 tackles and three passes defended . . . Added a pair of stops on special teams . . . Was eligible for the 2004 NFL Draft, but was not selected and did not attend a training camp . . . Played in 47 games during his four-year career with the Tigers, including 20 starts . . . Opened 19 of the 26 contests in which he appeared over his final two seasons . . . Totaled 131 tackles and four interceptions in his career, which began as a wide receiver . . . In his two years in that spot, caught six passes for 69 yards . . . Was moved to safety for his junior season of 2002, and started the final five games of that year at free safety . . . As a senior, started all 13 games in which he played at strong safety and recorded 73 tackles and four interceptions (94 yards), two of which were returned for touchdowns, as he helped LSU to the national championship . . . Returned an interception 31 yards for a score in opener against Louisiana-Monroe, and had a 29-yard return for a touchdown against Louisiana Tech . . . Majored in chemistry . . . Was an honorable mention Class 5A All-State performer as a wingback during his senior season at Ruston (La.) High School . . . Enjoys hunting, fishing and playing golf and basketball in spare time . . . Full name is Jack Morgan



Shirdonya Mitchell

Cornerback/Kick Returner • 6

Height/Weight5-11, 183
Born5/16/82
CollegeMissouri



Signed with the Dolphins as an undrafted college free agent on April 29, 2005 . . . Lettered four years at Missouri (2001-04) . . . Played wide receiver his first two years with the Tigers before being moved to cornerback for his junior season of 2003 . . . Totaled eight receptions for 53 yards over his first two seasons . . . In two years as a cornerback, registered 57 tackles, five interceptions, 10 pass breakups and a forced fumble . . . As a senior, notched 39 tackles and a team-high four interceptions . . . Also served as a return man throughout his career . . . Averaged 22.9 on 49 career kickoffs returns, including a 24.1-yard norm as both a sophomore and junior . . . Also fielded three punts for a 7.7-yard average in his career . . . Redshirted in 2000 . . . Played in the Gridiron Classic All-Star Game following his senior season . . . Majored in agriculture . . . Married to Crystol . . . Has a daughter, Shiriah . . . Attended Sam Houston High School in Arlington, Texas where he was a first-team Class 5A All-State selection as a wide receiver . . . Also lettered in track and basketball . . . Growing up was a fan of the Dallas Cowboys and basketball star Michael Jordan . . . Lists "The Five Heartbeats" as favorite movie, "Martin" as favorite television show, "Rich Men, Poor Men" as favorite book and Twista as favorite recording artist . . . Full name is Shirdonya Chablis Mitchell, born May 16, 1982, in Dallas, Texas.

RECORD WHEN LEADING PLAYOFF GAMES

Of the 39 playoff games in the history of the Dolphins, Miami has led at the half on 15 occasions and in those 15 games, the Dolphins are 11-4. In all playoff games, Miami is 20-19.



Ben Moa

Fullback • 46

Height/Weight6-2, 256
 Born.....4/22/81
 College.....Utah



First signed with the Dolphins as an undrafted college free agent on April 29, 2004 . . . Was waived on September 5 and then re-signed on January 19, 2005 . . . Was allocated to Berlin of the NFL Europe League this past spring, where he caught 10 passes for 104 yards and had one tackle on special teams . . . Spent the final five games on the team's injured reserve list . . . Played his final two collegiate seasons at Utah (2002-03) after transferring from Modesto (Calif.) Junior College . . . Was a tight end throughout his collegiate career . . . Played in 23 games with the Utes, and finished his two-year career with 40 receptions for 492 yards and three touchdowns . . . As a senior in 2003, caught 26 passes for 366 yards and three scores and was a first-team All-Mountain West Conference choice . . . Majored in sociology . . . Lettered in football, basketball and track at Ogden (Utah) High School . . . Was a first-team all-state, all-region and all-area selection in football as a senior . . . Won the state shot put championship and was second in the discus as a senior . . . Also played rugby . . . Married to Christina with a son, Sione . . . Enjoys fishing in his spare time . . . During NFL Europe training camp in Tampa this past spring, saved a four-year-old boy from drowning in a pool . . . Born April 22, 1981 in San Bernardino, Calif.



Joe Munson

Tight End • 47

Height/Weight6-4, 245
 Born.....5/23/83
 College.....Troy



Signed with the Dolphins as an undrafted college free agent on April 29, 2005 . . . Lettered the last two years (2003-04) at Troy University after transferring from Butte Junior College in Oroville, Calif., where he played from 2001-02 . . . Appeared in 15 games in his career at Troy and caught three passes for 29 yards and two touchdowns . . . All of receiving statistics came in his senior season . . . Played both tight end and linebacker in junior college . . . Majored in art . . . Prepped at Pleasant Valley High School in Chico, Calif., where he played along both the offensive and defensive lines, as well as linebacker and tight end . . . Also lettered in track & field . . . Was a high school teammate of quarterback Aaron Rodgers, a first-round draft choice of the Green Bay Packers in 2005 . . . Hobbies include fishing, photography, art and sports . . . Growing up, was a fan of the San Francisco 49ers and quarterback Joe Montana . . . Lists "Gladiator" as favorite movie, "Saturday Night Live" as favorite television show, "Bo Knows Bo" as favorite book and Dave Matthews as favorite recording artist . . . Full name is Joe David Munson, born May 23, 1983 in Oakland, Calif.

STOFA TRADED TWICE BY DOLPHINS

The only player for whom the Dolphins received trade value twice is QB John Stofa. Stofa, who joined Miami as a free agent in 1966, was traded on December 26, 1967, to Cincinnati for first- and second-round draft choices in 1968. He re-joined the Dolphins as a free agent in 1969 and was traded on November 23, 1971, to Denver for a seventh-round pick in 1972.




Tony Pape

Tackle • 71

Height/Weight6-6, 310
Born9/29/81
CollegeMichigan



Was the first of two seventh-round draft choices (221st overall) by Miami in 2004 . . . Was waived on September 5 and signed to the practice squad on September 6 where he spent the entire season . . . Was allocated to Berlin of the NFL Europe League this past spring . . . Started all ten games at right tackle for a team that averaged 118.5 rushing yards per game, 4.3 yards per rush attempt and allowed only 20 sacks as Berlin earned a spot in the World Bowl . . . Also blocked a field goal . . . Was a first-team All-NFLEL selection . . . During his stay in Europe, did a weekly diary for MiamiDolphins.com and the Thunder web site . . . Four-year letterman and three-year starter at Michigan . . . Started 37 of 45 games for the Wolverines, including 31 consecutive starts . . . Started 13 games at right tackle as a senior and was named a second-team All-America selection by the Associated Press and Sports Illustrated . . . Earned first-team All-Big Ten Conference honors . . . Was the co-winner of school's Hugh H. Rader Award as Michigan's top offensive lineman and was a candidate for the Outland Trophy and the Lombardi Award . . . Collected 80 key blocks/knockdowns for an offense that averaged 446.7 yards per game . . . Started 12 games as a junior, with eight starts coming at right tackle and four at left tackle . . . Named as a first-team All-Big Ten Conference choice by the league's coaches . . . Winner of school's Hugh H. Rader Award . . . Played in 12 games with 11 starts at left tackle as a sophomore . . . Named an honorable mention All-Big Ten Conference selection by the league's coaches and media . . . Saw action in seven games as a redshirt freshman . . . Redshirted as a true freshman in 1999 . . . Holds a B.S. degree in general studies . . . Attended Hinsdale South High School in Clarendon Hills, Ill., where he was a member of the Dean's List . . . Named as a first-team All-America selection by USA Today, adding Parade, Prep Star and Prep Football Report All-America honors . . . Ranked as the No. 3 offensive tackle in the country and the 50th overall player in the nation, according to Prep Football Report . . . Lettered four times on the football squad, starting his final three years on the offensive line . . . Also lettered in wrestling and track . . . Threw the shot put a career-best 53 feet and the discus 153 feet . . . Lists Lance Armstrong as favorite athlete, "Fight Club" as favorite movie, "The Family Guy" as favorite television show, "The Da Vinci Code" as favorite book and The Red Hot Chili Peppers as favorite musical group . . . Enjoys fishing in spare time . . . Full name is Anthony M. Pape, born September 29, 1981, in Chicago, Ill.



Billy Parker

Safety • 35

Height/Weight6-0, 195
Born5/17/81
CollegeWilliam & Mary



Signed with the Dolphins as a free agent on June 16, 2005 . . . Was eligible for the 2004 NFL Draft, was not selected and did not attend an NFL training camp in '04 . . . Played with the New York Dragons of the Arena League in 2005 . . . Led the AFL with 10 interceptions, and was a first-team all-rookie and all-league selection . . . Was the runner-up for both the Defensive Player of the Year and Rookie of the Year awards . . . Was a four-year letterman (2000-03) at William & Mary, where he started 40 of the 44 games in which he played during his career . . . Totaled 142 tackles, 11 interceptions and 44 pass breakups in his four seasons . . . Was a first-team All-Atlantic 10 Conference selection as both a junior (2002) and senior (2003) . . . In 2002, registered a career-high five interceptions, two of which he returned for touchdowns . . . Majored in sociology . . . Attended Atlee High School in Mechanicsville, Va., where he played both

Free Agents • 305

defensive back and wide receiver . . . Also lettered in basketball and track . . . Father, William,

	Jason Rader		
	Tight End • 41		
	Height/Weight	6-4, 274	
	Born	4/12/81	
	College	Marshall	


Signed with the Dolphins as a free agent on June 13, 2005 . . . Played with the Rhein Fire of the NFL Europe League in the spring of 2005 . . . Caught 21 passes for 189 yards . . . Originally went to training camp with Atlanta as an undrafted college free agent in 2004, was waived by the Falcons prior to the regular season . . . Played his final two collegiate seasons (2002-03) at Marshall after transferring from Georgia, where he performed from 1999-2000 . . . In two seasons at Marshall, started 22 of the 25 games in which he played and caught 60 passes for 558 yards and five touchdowns . . . Registered 30 receptions for 233 yards and three scores as a senior in 2003 . . . Appeared in 11 games, including one start, for the Bulldogs in 2000 and had two receptions for 31 yards . . . Majored in sports management . . . Prepped at St. Albans (W.Va.) High School, where he lettered in football, basketball and track . . . Enjoys listening to music and going to the movies in spare time . . . Full name is Jason Randolph Rader, born April 12, 1981.

	Rodney Reed		
	Guard • 65		
	Height/Weight	6-4, 305	
	Born	8/17/80	
	College	Louisiana State	

Signed with the Dolphins as a free agent on February 14, 2005 . . . Was allocated to the NFL Europe League this past spring where he played with Hamburg . . . Went to camp with Atlanta last year as an undrafted college free agent before being waived on August 31 . . . Had brief stints on the practice squads of Buffalo and Carolina in 2004 . . . Was a four-year starter at LSU (2000-03) . . . Finished his career by starting 47 straight games . . . Opened at right tackle his final two years after manning the left tackle spot as a sophomore in 2001 . . . Was a second-team Academic All-America selection in 2001 when he also earned a spot on the SEC Academic Honor Roll . . . Started seven of the eight games in which he played as a redshirt freshman in 2000, at both left guard and left tackle . . . Graduated with a degree in accounting in the spring of 2003 and spent the 2003 season enrolled in graduate school . . . Was given the honor of presenting President George W. Bush an LSU jersey when the team was invited to the White House following its national championship season, on March 23, 2004 . . . Married to Ashley . . . Attended West Monroe (La.) High School, where he was a Class 5A All-State selection . . . Enjoys reading and lifting weights in spare time . . . Full name is Rodney Clayton Reed, born August 17, 1980 in West Monroe, La.

DEFENSIVE SCORES = WINS

In 2004, the Dolphins had one game in which they scored a defensive touchdown, as rookie linebacker Derrick Pope had a one-yard fumble return for a score at San Francisco on November 28, a game the Dolphins won, 24-17. Since 2000, the Dolphins' defense has accounted for 13 touchdowns, and the Dolphins have put together a perfect 13-0 mark in those contests.




Reggie Rhodes

Defensive Tackle • 62

Height/Weight 6-4, 300
Born 8/29/80
College Valdosta State



Signed with the Dolphins as a free agent on June 21, 2005 . . . Played with Berlin of the NFL Europe League in the spring of 2005 . . . Recorded 13 tackles, a half-sack, a pass defended and a forced fumble for the Thunder . . . At Valdosta State, was a second-team All-Gulf South Conference selection as a senior in 2002 when he registered 54 tackles, seven stops for loss, seven sacks and two forced fumbles . . . Also earned first-team All-Conference accolades as a junior . . . Began collegiate career at Georgia Military College . . . Attended Baldwin County High School in Milledgeville, Ga . . . Born August 29, 1980.



Alphonso Roundtree

Safety • 42

Height/Weight 5-10, 190
Born 7/7/77
College Tulane



Signed with the Dolphins as a free agent on January 6, 2003 . . . Was waived on August 31 prior to being signed to the team's practice squad on September 1 . . . Spent each of the first eight games of the season there before being activated to the 53-man roster on November 8 . . . Had a two-game stint on the team's 53-man roster and was inactive for both contests before being released on November 19 . . . Was re-signed on to the practice squad on November 24 where he remained for the final five contests . . . Sustained a left ankle fracture in 2004 preseason opener against Jacksonville on August 14 . . . Was placed on injured reserve on August 16 . . . Played three seasons (2000-02) in the Canadian Football League, including 2000-01 with Montreal and 2002 with Ottawa . . . For the Renegades in '02, recorded 24 tackles and a team-high four interceptions for 63 yards in returns . . . Added nine passes defended . . . Also returned seven punts for a 9.1-yard average and three kickoffs for a 13.3-yard average . . . In three CFL seasons, totaled 81 tackles and six interceptions for 139 yards in returns and one touchdown . . . Went to training camp with Tampa Bay as an undrafted rookie free agent in 1999 after signing with the team on July 29 . . . Was waived by the Bucs on August 29 . . . Was a four-year letterman for the Green Wave of Tulane (1995-98), who started each of his final two years . . . Was a reserve cornerback his first two seasons before being moved to free safety, where he opened 10 games as a junior . . . Was moved back to cornerback for his senior season and started ten contests there . . . Finished his career with 145 tackles and six interceptions for 164 yards in returns and two touchdowns . . . Had his most productive season as a junior in 1997 when he posted 61 tackles and four interceptions, including one for a score . . . Majored in business . . . Played both defensive back and quarterback as a senior at Southeast High School in Bradenton, Fla . . . Full name is Alphonso Roundtree Jr., born July 7, 1977 in Bradenton, Fla.

FIFTY-SOMETHING

In 2004, tight end Randy McMichael, and wide receivers Chris Chambers and Marty Booker all finished with 50 or more catches, as they produced 73, 69 and 50 receptions, respectively. It marked the first time that three Dolphins compiled 50 or more receptions in the same season since 1995, when running back Terry Kirby (66), wide receiver Irving Fryar (62) and wide receiver O.J. McDuffie (62) achieved the feat.




Chris Solomona

Defensive End • 65

Height/Weight6-5, 287
Born9/3/82
CollegeOregon



Signed with the Dolphins as an undrafted college free agent on April 29, 2005 . . . Played the last two years (2003-04) at Oregon, during which time he started 11 of the 23 games in which he appeared and recorded 63 tackles, 13 stops for loss, seven sacks and two interceptions . . . As a senior, tied for fifth on the squad with 46 tackles, and was third with 10 stops for loss and five sacks . . . Also intercepted a pair of passes . . . Redshirted in 2002 after playing at El Camino (Junior) College in Torrance, Calif., from 2000-01 . . . Holds degree in sociology . . . Resides in West Jordan, Utah . . . Prepped at San Pedro (Calif.) High School . . . Was a high school teammate of Philadelphia Eagles center Dominic Furio . . . Enjoys playing basketball and EA Sports video games . . . Growing up was a fan of the Los Angeles Lakers and current Dolphins linebacker Junior Seau . . . Lists "Braveheart" as favorite movie and The Game as favorite musical group . . . Full name is Chris Solomona, born September 3, 1982, San Pedro, Calif.




Winston Taylor

Linebacker • 51

Height/Weight6-3, 245
Born10/10/81
CollegeIllinois



First signed with the Dolphins as an undrafted college free agent on April 29, 2004 . . . Was waived on September 5 . . . Was signed to the practice squad on December 1 and spent one game there before being released on December 10 . . . Was re-signed on January 11, 2005 and allocated to Berlin of the NFL Europe League this past spring . . . Played in all ten games, including one start . . . Registered 23 tackles, two passes defended and two forced fumbles . . . Added a team-high nine stops on special teams . . . Played his final two collegiate seasons at Illinois (2002-03) after transferring from Eastern Illinois, where he played from 1999-2000 . . . Sat out the 2001 season due to NCAA transfer rules . . . In two years with the Illini, played in 23 games and totaled 136 tackles, 6.5 stops for loss, three sacks, two forced fumbles and two passes defended . . . In two years at Eastern Illinois, totaled 112 tackles, including 74 in 2000 . . . Finished second on the squad in tackles his senior year with 108 . . . Majored in political science . . . Has a daughter, Tori . . . Lettered in football and wrestling at Mount Zion High School in Decatur, Ill . . . Won a state wrestling title . . . Brother, Phil, played football at Eastern Illinois, while his sister, Theresia, played softball at Eastern Illinois . . . Born October 10, 1981.



Jason Thomas

Guard • 60

Height/Weight6-3, 315
Born6/10/77
CollegeHampton



Signed with the Dolphins as a free agent on February 3, 2005 . . . Was allocated to the NFL Europe League this past spring where he played with Rhein . . . Originally was a seventh-round draft choice (222nd overall) of San Diego in 2000 . . . Was waived by the Chargers on August 28, 2000 and then signed to the practice squad a day later, where he spent the first 15 games . . . Was signed to the team's 53-man roster on December 23, but was inactive for season finale . . . Spent the first ten weeks of the 2001 season on the Chargers' practice squad before being signed to Baltimore's active roster on November 20 . . . Was inactive for each of the Ravens' final six regular season games and two playoff contests . . . Saw action in 13 games, all in a reserve role, for Baltimore in 2002 . . . Dressed but did not play in three others . . . Was waived by the Ravens on September 8, 2003 and was out of football each of the last two seasons (2003-04) . . . Was a Division I-AA All-America selection and a Black College All-America pick his senior season of 1999 at Hampton (Va.) University when he started all 12 games at guard . . . Played in the Hula Bowl following his senior season . . . Began collegiate career at South Carolina, where he played the 1996 season before transferring to Hampton in 1997 . . . In three years at Hampton, started 29 of the 35 games in which he appeared . . . Majored in sports management . . . Was an all-state, all-region and all-city choice at A.E. Beach High School in Savannah, Ga . . . Enjoys hunting and fishing in his spare time . . . Full



	Orrin Thompson		
	Defensive Tackle • 61		
	Height/Weight	6-6, 310	
	Born	11/11/82	
	College	Duke	

Signed with the Dolphins as an undrafted college free agent on April 29, 2005 . . . Four-year letterman (2001-04) at Duke, who started 27 of the 46 games in which he appeared, including 27 of 35 over his final three seasons . . . Concluded his career with 141 tackles, 16 stops for loss, 3.5 sacks and a fumble recovery . . . Started all 11 games as a senior when he recorded a career-high 57 tackles . . . Earned degree in psychology . . . Prepped at Charlotte (N.C.) Christian High School, where he was an honorable mention all-state selection as a senior . . . Was a member of the National Honor Society . . . Also lettered in basketball, track and tennis . . . Enjoys reading the books of C.S. Lewis . . . Growing up was a fan of the Chicago Bulls and basketball star Magic Johnson . . . Lists "Gladiator" as favorite movie and "Chappelle's Show" as favorite television show . . . Brother, Jeremy, is a defensive end on the Wake Forest football team . . . Full name is Orrin C. Thompson, born November 11, 1982, in Camden, N.J.

	Lionel Turner		
	Linebacker • 46		
	Height/Weight	6-2, 252	
	Born	2/21/82	
	College	Louisiana State	

Signed with the Dolphins as an undrafted college free agent on April 29, 2005 . . . Was a four-year letterman (2001-04) at LSU, including the final three as a starter . . . Overall, played in 44 games with 37 starts . . . Registered 238 tackles, 19.5 stops for loss, eight sacks, two interceptions and four fumble recoveries . . . Started at middle linebacker his final two years . . . Tallied a career-high 82 tackles as a senior when he also amassed five stops for loss and two sacks, and was a second-team All-SEC pick . . . Had a career-best 9.5 stops for loss among 71 total tackles as a sophomore in 2002 when he was the starter at weakside linebacker . . . Majored in arts and sciences . . . Single, resides in Walker, La . . . Attended Walker (La.) High School where he played both linebacker and wide receiver . . . Enjoys fishing and hunting in spare time . . . Growing up, was a fan of the New York Giants and linebacker

Lawrence Taylor . . . Lists "Life" as favorite movie, "Martin" as favorite television show and 2Pac as favorite recording artist . . . Cousin, Raion Hill, was a safety at LSU from 1996-98 and played with the Buffalo Bills from 2000-01 . . . Full name is Lionel Turner, born February 21,

	Matt Walters	
	Defensive End • 67	
	Height/Weight6-4, 265	
	Born.....8/22/79	
	College.....Miami (Fla.)	

Signed with the Dolphins as a free agent on January 11, 2005 . . . Was allocated to Cologne of the NFL Europe League this past spring . . . Played in ten games, including one start, for the Centurions . . . Tallied 21 tackles, a sack, a fumble recovery, a forced fumble and a blocked punt . . . Originally was a fifth-round draft choice (150th overall) of the Jets in 2003 . . . Played in 11 games, all in a reserve role, was inactive for five in his rookie season . . . Finished with ten tackles and a fumble recovery . . . Was waived by the Jets on September 5, 2004 . . . Started 26 of the 47 games in which he played during his collegiate career for the Hurricanes (1999-2002) . . . Finished with 186 tackles and 14 sacks . . . Was a CoSIDA Academic All-American and an Academic All-Big East selection as a senior . . . Earned both undergraduate and master's degrees in mechanical engineering . . . Attended Eau Gallie High School in Melbourne, Fla. where he started every game at offensive tackle and defensive end as a senior . . . Was a Class 6A second-team All-State choice and a first-team All-Central Florida pick as a senior . . . Also lettered in basketball and golf . . . Full name is Matthew Jeremy Walters, born August 22, 1979 in Melbourne, Fla.

	Eric Wilson	
	Guard • 62	
	Height/Weight6-4, 300	
	Born.....1/30/78	
	College.....Michigan	

Signed with the Dolphins as a free agent on January 6, 2004 . . . Spent all of '04 on the team's injured reserve list with a knee injury . . . Was allocated to Hamburg of the NFL Europe League this past spring . . . Started all ten games at right guard for the Sea Devils . . . Played with Winnipeg of the Canadian League from 2002-03 . . . Appeared in a total of 33 games with the Blue Bombers during that time . . . Began his CFL career as a defensive lineman, but after his first few games, injuries precipitated a move to the offensive line . . . In 2003, including playoffs, played in 18 games, starting 16 of them at right guard . . . Also saw time at defensive tackle, where he also started three contests . . . In the final regular season game and playoff contest of '03, opened at both right guard and defensive tackle . . . Originally went to training camp with Detroit as an undrafted rookie free agent in 2001 . . . Was released by the Lions on August 29 . . . Played in 45 games, including 18 starts, in his four-year career (1997-2000) with the Wolverines . . . As a defensive lineman in college, collected 77 tackles and four sacks . . . Served as team captain as a senior . . . Prepped at Monroe (Mich.) High School where he played on both the offensive and defensive lines . . . Was an All-State selection . . . Also lettered in track where he competed in the shot put and the discus . . . Born January 30, 1978.

HOW MIAMI WAS BUILT

YEAR	DRAFT (19)	FREE AGENTS/ WAIVERS (25)	TRADES (5)
1996	LB Zach Thomas (5c)		
1997	CB Sam Madison (2) DE Jason Taylor (3a) TE Ed Perry (6d)	K Olindo Mare (FA)	
2001	WR Chris Chambers (2) RB Travis Minor (3a)	DE David Bowens (FA)	
2002	C Seth McKinney (3) TE Randy McMichael (4)	DT Larry Chester (UFA-Carolina) DT Dario Romero (FA)	QB Sage Rosenfels (from Washington)
2003	LB Eddie Moore (2) T Wade Smith (3a) G Taylor Whitley (3b) TE Donald Lee (5a) S Jeremiah Bell (6c)	LB Brendon Ayanbadejo (FA) WR Kendall Newson (FA) CB Alphonso Roundtree (FA) WR Derrius Thompson (UFA-Washington) P Matt Turk (FA) DT Jeff Zgonina (UFA-St. Louis)	LB Junior Seau (from San Diego)
2004	T Vernon Carey (1) CB Will Poole (4) S Tony Bua (5) G Rex Hadnot (6) T Tony Pape (7a) LB Derrick Pope (7b)	S Chris Akins (UFA-New England) WR Ronald Bellamy (FA) DB Deandre Eiland (W-Indianapolis) WR Bryan Gilmore (W-Arizona) CB Reggie Howard (UFA-Carolina) G Jeno James (UFA-Carolina) LB Corey Jenkins (W-Chicago) WR Maurice Mann (FA) FB Jamar Martin (W-Dallas) T Damion McIntosh (UFA-San Diego) RB Sammy Morris (UFA-Buffalo) DT Josh Shaw (FA) T John St. Clair (UFA-St. Louis) KR Wes Welker (FA) G Eric Wilson (FA)	WR Marty Booker (from Chicago) QB A.J. Feeley (from Philadelphia) RB Lamar Gordon (from-St. Louis)

DOLPHINS SEND 150 PLAYERS TO PRO BOWL

Since the 1970 AFL-NFL merger, a Dolphin has been selected to play in the Pro Bowl a total of 150 times, including two following the 2004 season and 13 over the last three years. Over the course of those 35 seasons, 89 offensive players, 55 defensive players and six special teams players have been chosen. The position that has been represented the most is guard, which has occurred on 19 occasions. The only seasons since 1970 that the Dolphins did not have a player selected to the Pro Bowl were 1980 and 1997.

MIAMI DOLPHINS 2005

NO.	NAME	POS.	HT.	WT.	BIRTH-DATE
36	Akins, Chris	S	5-11	200	11/29/76
50	Ayanbadejo, Brendon	LB	6-1	228	9/6/76
37	Bell, Jeremiah	S	6-0	200	3/3/78
86	Booker, Marty	WR	6-0	210	7/31/76
80	Boston, David	WR	6-2	228	8/19/78
96	Bowens, David	DE	6-3	265	7/3/77
22	Bua, Tony	S	5-11	218	2/11/80
72	Carey, Vernon	T	6-5	335	7/31/81
93	Carter, Kevin	DE	6-6	305	9/21/73
84	Chambers, Chris	WR	5-11	210	8/12/78
64	Chester, Larry	DT	6-2	330	10/17/75
76	Cook, Damion	G	6-5	325	4/16/79
20	Edwards, Mario	CB	6-0	190	12/1/75
44	Evans, Heath	FB	6-0	250	12/30/78
7	Feeley, A.J.	QB	6-3	220	5/16/77
79	Flemons, Ronald	DE	6-5	260	10/20/79
11	Frerotte, Gus	QB	6-3	233	7/31/71
82	Gilmore, Bryan	WR	6-0	193	1/21/78
30	Gordon, Lamar	RB	6-1	223	1/7/80
66	Hadnot, Rex	G/C	6-2	325	1/28/82
91	Holliday, Vonnie	DE	6-5	288	12/11/75
25	Howard, Reggie	CB	6-0	185	5/17/77
78	James, Jeno	G	6-4	320	1/12/77
57	Jenkins, Corey	LB	6-1	228	8/25/76
24	Jones, Tebucky	S	6-2	218	10/6/74
85	Lee, Donald	TE	6-4	255	8/31/80
29	Madison, Sam	CB	5-11	180	4/23/74
16	Mann, Maurice	WR	6-1	190	9/14/82
10	Mare, Olindo	K	5-11	190	6/6/73
32	Martin, Jamar	FB	5-11	255	4/12/80
73	McDougle, Stockar	T	6-6	348	1/11/77
77	McIntosh, Damion	T	6-4	320	3/25/77
68	McKinney, Seth	C	6-3	310	6/12/79
81	McMichael, Randy	TE	6-3	255	6/28/79
28	Minor, Travis	RB	5-10	203	6/30/79
58	Moore, Eddie	LB	6-1	235	7/5/80
31	Morris, Sammy	RB	6-0	218	3/23/77
14	Newson, Kendall	WR	6-1	198	3/5/80
89	Perry, Ed	TE	6-4	265	9/1/74
27	Poole, Will	CB	5-10	192	7/24/81
56	Pope, Derrick	LB	6-0	232	5/4/82
97	Romero, Dario	DT	6-3	300	4/13/78
18	Rosenfels, Sage	QB	6-4	225	3/6/78
42	Roundtree, Alphonso	CB	5-10	190	7/7/77
55	Seau, Junior	LB	6-3	248	1/19/69
75	Shaw, Josh	DT	6-3	305	9/17/79
74	Smith, Wade	T	6-4	318	4/26/81
59	Spragan, Donnie	LB	6-3	242	7/12/76
70	St. Clair, John	T	6-6	318	7/31/78
99	Taylor, Jason	DE	6-6	255	9/1/74
60	Thomas, Jason	G	6-3	315	6/10/77
54	Thomas, Zach	LB	5-11	228	9/1/73
88	Thompson, Derrius	WR	6-3	220	7/5/77
26	Tillman, Travares	S	6-1	205	10/8/77
94	Traylor, Keith	DT	6-2	337	9/3/69
1	Turk, Matt	P	6-5	243	6/16/70
67	Walters, Matt	DE	6-4	265	8/22/79
83	Welker, Wes	WR/KR	5-9	185	5/1/81
69	Whitley, Taylor	G	6-4	315	2/21/80
62	Wilson, Eric	G	6-3	290	1/30/78
90	Zgonina, Jeff	DT	6-2	290	5/24/70

VETERANS ROSTER

NFL EXP.	COLLEGE	HOMETOWN	HOW ACQUIRED
7	Arkansas Pine-Bluff '99	Little Rock, Ark.	UFA, '04 (N.E.)
3	UCLA '99	Santa Cruz, Calif.	FA, '03
2	Eastern Kentucky '03	Winchester, Ky.	D6, '03
7	Louisiana-Monroe '98	Jonesboro, La.	T, '04 (Chi.)
7	Ohio State '00	Humble, Texas	FA, '05
6	Western Illinois '99	Detroit, Mich.	FA, '01
2	Arkansas '04	River Ridge, La.	D5, '04
2	Miami (Fla.) '04	Miami, Fla.	D1, '04
11	Florida '95	Tallahassee, Fla.	FA, '05
5	Wisconsin '01	Cleveland, Ohio	D2, '01
8	Temple '98	Hammond, La.	UFA, '02 (Car.)
5	Bethune-Cookman '01	Ft. Lauderdale, Fla.	UFA, '05 (Cle.)
6	Florida State '00	Pascagoula, Miss.	FA, '05
5	Auburn '01	West Palm Beach, Fla.	UFA, '05 (Sea.)
5	Oregon '01	Ontario, Ore.	T, '04 (Phil.)
4	Texas A&M '01	San Antonio, Texas	FA, '05
12	Tulsa '94	Ford City, Pa.	UFA, '05 (Min.)
5	Midwestern State '00	Lufkin, Texas	W, '04 (Ariz.)
4	North Dakota State '02	Milwaukee, Wisc.	T, '04 (St.L.)
2	Houston '04	Lufkin, Texas	D6, '04
8	North Carolina '98	Camden, S.C.	FA, '05
6	Memphis '00	Memphis, Tenn.	UFA, '04 (Car.)
6	Auburn '00	Montgomery, Ala.	UFA, '04 (Car.)
3	South Carolina '03	Columbia, S.C.	W, '04 (Chi.)
8	Syracuse '98	New Britain, Conn.	FA, '05
3	Mississippi State '03	Maben, Miss.	D5a, '03
9	Louisville '97	Monticello, Fla.	D2, '97
2	Nevada '03	Monterey, Calif.	FA, '04
9	Syracuse '96	Cooper City, Fla.	FA, '97
4	Ohio State '02	Canton, Ohio	W, '04 (Dal.)
6	Oklahoma '00	Deerfield Beach, Fla.	UFA, '05 (Det.)
6	Kansas State '00	Hollywood, Fla.	UFA, '04 (S.D.)
4	Texas A&M '02	Austin, Texas	D3, '02
4	Georgia '02	Fort Valley, Ga.	D4, '02
5	Florida State '01	Baton Rouge, La.	D3a, '01
3	Tennessee '03	S. Pittsburg, Tenn.	D2, '03
6	Texas Tech '00	San Antonio, Texas	UFA, '04 (Buff.)
3	Middle Tennessee '02	Decatur, Ga.	FA, '03
9	James Madison '97	Richmond, Va.	D6b, '97
2	Southern California '04	Queens, N.Y.	D4, '04
2	Alabama '04	Galveston, Texas	D7b, '04
4	Eastern Washington '00	Spokane, Wash.	FA, '02
5	Iowa State '01	Maquoketa, Iowa	T, '02 (Wash.)
2	Tulane '99	Bradenton, Fla.	FA, '03
16	Southern California '90	San Diego, Calif.	T, '03 (S.D.)
3	Michigan State '02	Ft. Lauderdale, Fla.	FA, '04
3	Memphis '03	Dallas, Texas	D3a, '03
5	Stanford '99	Union City, Calif.	UFA, '05 (Den.)
6	Virginia '00	Roanoke, Va.	UFA, '04 (St.L.)
9	Akron '97	Pittsburgh, Pa.	D3a, '97
3	Hampton '00	Savannah, Ga.	FA, '05
10	Texas Tech '96	Pampa, Texas	D5c, '96
7	Baylor '99	Cedar Hill, Texas	UFA, '03
5	Georgia Tech, '00	Lyons, Ga.	UFA, '05 (Car.)
15	Central St. (Okla.) '91	Malvern, Ark.	FA, '05
11	Wisc. - Whitewater '93	Greenfield, Wisc.	FA, '03
2	Miami (Fla.) '03	Melbourne, Fla.	FA, '05
2	Texas Tech '04	Oklahoma City, Okla.	FA, '04
3	Texas A&M '03	Sudan, Texas	D3b, '03
2	Michigan '01	Monroe, Mich.	FA, '04
13	Purdue '93	Mundelein, Ill.	UFA, '03 (St.L.)

MIAMI DOLPHINS 2005 ROOKIE

NO.	NAME	POS.	HT.	WT.	BIRTH-DATE
67	Alabi, Anthony	T	6-5	315	2/16/81
87	Bellamy, Ronald	WR	6-0	200	12/28/81
8	Berlin, Brock	QB	6-1	215	7/4/81
33	Bigby, Atari	S	5-11	205	9/19/81
23	Brown, Ronnie	RB	6-0	232	12/12/81
71	Brown, Vann	DE	6-5	275	5/18/81
52	Crowder, Channing	LB	6-2	245	12/2/83
53	Curry, Derek	LB	6-2	235	9/5/81
21	Daniels, Travis	CB	6-1	192	9/8/82
17	Davis, Josh	WR	6-0	188	12/11/80
48	Delahoussaye, William	LS	6-2	245	5/7/80
63	Denney, John	DE	6-5	270	12/13/78
45	Eiland, Deandre	DB	5-11	209	6/4/82
2	Elam, Abram	S	6-0	205	10/15/81
43	Harris, Kay-Jay	RB	6-0	235	3/27/79
40	Haw, Brandon	DB	6-0	195	9/24/80
48	Holmes, Alex	TE	6-2	270	8/22/81
49	Hunt, Jack	S	6-0	195	11/30/81
6	Mitchell, Shirdonya	CB	5-11	183	5/16/82
46	Moa, Ben	FB	6-2	256	4/22/81
47	Munson, Joe	TE	6-4	245	5/23/83
71	Pape, Tony	T	6-6	310	9/29/81
35	Parker, Billy	S	6-0	195	5/17/81
41	Rader, Jason	TE	6-4	274	4/12/81
65	Reed, Rodney	G	6-4	305	8/17/80
62	Rhodes, Reggie	DT	6-4	300	8/29/80
98	Roth, Matt	DE	6-4	272	10/14/82
65	Solomona, Chris	DE	6-5	287	9/3/82
51	Taylor, Winston	LB	6-3	245	10/10/81
61	Thompson, Orrin	DT	6-6	310	11/11/82
46	Turner, Lionel	LB	6-2	252	2/21/82
92	Vickerson, Kevin	DT	6-5	305	1/8/83

AND FIRST-YEAR ROSTER

NFL EXP.	COLLEGE	HOMETOWN	HOW ACQUIRED
R	Texas Christian '05	San Antonio, Texas	D5, '05
1	Michigan '03	New Orleans, La.	FA, '04
R	Miami (Fla.) '05	Shreveport, La.	FA, '05
R	Central Florida '05	Miami, Fla.	FA, '05
R	Auburn '05	Cartersville, Ga.	D1, '05
R	N.W. Oklahoma State '05	Alhambra, Calif.	FA, '05
R	Florida '06	Atlanta, Ga.	D3b, '05
R	Notre Dame '05	Sealy, Texas	FA, '05
R	Louisiana State '05	Hollywood, Fla.	D4, '05
R	Marshall	York, S.C.	FA, '05
1	Louisiana-Lafayette '04	Crowley, La.	FA, '05
R	Brigham Young '05	Brighton, Colo.	FA, '05
1	South Carolina '04	Tupelo, Miss.	W, '04 (Ind.)
R	Kent State '05	Riviera Beach, Fla.	FA, '05
R	West Virginia '05	Tampa, Fla.	FA, '05
1	Rutgers '04	Cheverly, Md.	FA, '05
R	Southern California '05	Sherman Oaks, Calif.	FA, '05
1	Louisiana State '04	Ruston, La.	FA, '05
R	Missouri '05	Arlington, Texas	FA, '05
1	Utah '04	Ogden, Utah	FA, '05
R	Troy State '05	Chico, Calif.	FA, '05
1	Michigan '04	Clarendon Hills, Ill.	D7a, '04
1	William & Mary '04	Mechanicsville, Va.	FA, '05
1	Marshall '03	St. Albans, W.Va.	FA, '05
1	Louisiana State '04	West Monroe, La.	FA, '05
1	Valdosta State '03	Milledgeville, Ga.	FA, '05
R	Iowa	Villa Park, Ill.	D2b, '05
R	Oregon '05	San Pedro, Calif.	FA, '05
1	Illinois '04	Decatur, Ill.	FA, '05
R	Duke '05	Charlotte, N.C.	FA, '05
R	Louisiana State '05	Walker, La.	FA, '05
R	Michigan State '05	Detroit, Mich.	D7, '05

2005 NUMERICAL ROSTER

1	Turk, Matt	P	57	Jenkins, Corey	LB
2	Elam, Abram	S	58	Moore, Eddie	LB
6	Mitchell, Shirdonya	CB	59	Spragan, Donnie	LB
7	Feeley, A.J.	QB	60	Thomas, Jason	G
8	Berlin, Brock	QB	61	Thompson, Orrin	DT
10	Mare, Olindo	K	62	Rhodes, Reggie	DT
11	Frerotte, Gus	QB	62	Wilson, Eric	G
14	Newson, Kendall	WR	63	Denney, John	DE
16	Mann, Maurice	WR	64	Chester, Larry	DT
17	Davis, Josh	WR	65	Reed, Rodney	G
18	Rosenfels, Sage	QB	65	Solomona, Chris	DE
20	Edwards, Mario	CB	66	Hadnot, Rex	G/C
21	Daniels, Travis	CB	67	Alabi, Anthony	T
22	Bua, Tony	S	67	Walters, Matt	DE
23	Brown, Ronnie	RB	68	McKinney, Seth	C
24	Jones, Tebucky	S	69	Whitley, Taylor	G
25	Howard, Reggie	CB	70	St. Clair, John	T
26	Tillman, Travares	S	71	Pape, Tony	T
27	Poole, Will	CB	71	Brown, Vann	DE
28	Minor, Travis	RB	72	Carey, Vernon	T
29	Madison, Sam	CB	73	McDougle, Stockar	T
30	Gordon, Lamar	RB	74	Smith, Wade	T
31	Morris, Sammy	RB	75	Shaw, Josh	DT
32	Martin, Jamar	FB	76	Cook, Damion	G
33	Bigby, Atari	S	77	McIntosh, Damion	T
35	Parker, Billy	S	78	James, Jenö	G
36	Akins, Chris	S	79	Flemons, Ronald	DE
37	Bell, Jeremiah	S	80	Boston, David	WR
40	Haw, Brandon	DB	81	McMichael, Randy	TE
41	Rader, Jason	TE	82	Gilmore, Bryan	WR
42	Roundtree, Alphonso	CB	83	Welker, Wes	WR/KR
43	Harris, Kay-Jay	RB	84	Chambers, Chris	WR
44	Evans, Heath	FB	85	Lee, Donald	TE
45	Eiland, Deandre	DB	86	Booker, Marty	WR
46	Turner, Lionel	LB	87	Bellamy, Ronald	WR
46	Moa, Ben	FB	88	Thompson, Derrius	WR
47	Munson, Joe	TE	89	Perry, Ed	TE
48	Holmes, Alex	TE	90	Zgonina, Jeff	DT
48	Delahoussaye, William	LS	91	Holliday, Vonnice	DE
49	Hunt, Jack	S	92	Vickerson, Kevin	DT
50	Ayanbadejo, Brendon	LB	93	Carter, Kevin	DE
51	Taylor, Winston	LB	94	Traylor, Keith	DT
52	Crowder, Channing	LB	96	Bowens, David	DE
53	Curry, Derek	LB	97	Romero, Dario	DT
54	Thomas, Zach	LB	98	Roth, Matt	DE
55	Seau, Junior	LB	99	Taylor, Jason	DE
56	Pope, Derrick	LB			

2005 POSITIONAL ROSTER

QUARTERBACKS (4)

7	Feeley, A.J.	QB
8	Berlin, Brock	QB
11	Frerotte, Gus	QB
18	Rosenfels, Sage	QB

RUNNING BACKS (8)

23	Brown, Ronnie	RB
28	Minor, Travis	RB
30	Gordon, Lamar	RB
31	Morris, Sammy	RB
32	Martin, Jamar	FB
43	Harris, Kay-Jay	RB
44	Evans, Heath	FB
46	Moa, Ben	FB

WIDE RECEIVERS (10)

14	Newson, Kendall	WR
16	Mann, Maurice	WR
17	Davis, Josh	WR
80	Boston, David	WR
82	Gilmore, Bryan	WR
83	Welker, Wes	WR/KR
84	Chambers, Chris	WR
86	Booker, Marty	WR
87	Bellamy, Ronald	WR
88	Thompson, Derrius	WR

TIGHT ENDS (6)

41	Rader, Jason	TE
47	Munson, Joe	TE
48	Holmes, Alex	TE
81	McMichael, Randy	TE
85	Lee, Donald	TE
89	Perry, Ed	TE/LS

OFFENSIVE LINEMEN (15)

60	Thomas, Jason	G
62	Wilson, Eric	G
65	Reed, Rodney	G
66	Hadnot, Rex	G/C
67	Alabi, Anthony	T
68	McKinney, Seth	C
69	Whitley, Taylor	G
70	St. Clair, John	T
71	Pape, Tony	T
72	Carey, Vernon	T
73	McDougle, Stockar	T
74	Smith, Wade	T
76	Cook, Damion	G
77	McIntosh, Damion	T
78	James, Jeno	G

KICKERS (1)

10	Mare, Olindo	K
----	--------------	---

DEFENSIVE LINEMEN (18)

61	Thompson, Orrin	DT
62	Rhodes, Reggie	DT
63	Denney, John	DE
64	Chester, Larry	DT
65	Solomona, Chris	DE
67	Walters, Matt	DE
71	Brown, Vann	DE
75	Shaw, Josh	DT
79	Flemons, Ronald	DE
90	Zgonina, Jeff	DT
91	Holliday, Vonnie	DE
92	Vickerson, Kevin	DT
93	Carter, Kevin	DE
94	Traylor, Keith	DT
96	Bowens, David	DE
97	Romero, Dario	DT
98	Roth, Matt	DE
99	Taylor, Jason	DE

LINEBACKERS (11)

46	Turner, Lionel	LB
50	Ayanbadejo, Brendon	LB
51	Taylor, Winston	LB
52	Crowder, Channing	LB
53	Curry, Derek	LB
54	Thomas, Zach	LB
55	Seau, Junior	LB
56	Pope, Derrick	LB
57	Jenkins, Corey	LB
58	Moore, Eddie	LB
59	Spragan, Donnie	LB

DEFENSIVE BACKS (18)

2	Elam, Abram	S
6	Mitchell, Shirdonya	CB
20	Edwards, Mario	CB
21	Daniels, Travis	CB
22	Bua, Tony	S
24	Jones, Tebucky	S
25	Howard, Reggie	CB
26	Tillman, Travares	S
27	Poole, Will	CB
29	Madison, Sam	CB
33	Bigby, Atari	S
35	Parker, Billy	S
36	Akins, Chris	S
37	Bell, Jeremiah	S
40	Haw, Brandon	DB
42	Roundtree, Alphonso	CB
45	Eiland, Deandre	DB
49	Hunt, Jack	S

PUNTERS (1)

1	Turk, Matt	P
---	------------	---

SPECIALISTS (1)

48	Delahoussaye, William	LS
----	-----------------------	----

2004 DOLPHINS STATISTICS

REGULAR SEASON RESULTS (4-12)

DATE	OPPONENT	SCORE	W/L	ATTENDANCE
SEPT. 11	TENNESSEE	7-17	L	69,987
Sept. 19	at Cincinnati	13-16	L	65,705
SEPT. 26	PITTSBURGH	3-13	L	72,225
OCT. 3	NEW YORK JETS	9-17	L	73,157
Oct. 10	at New England	10-24	L	68,756
Oct. 17	at Buffalo	13-20	L	72,714
OCT. 24	ST. LOUIS	31-14	W	72,945
Nov. 1	at New York Jets	14-41	L	78,216
NOV. 7	ARIZONA	23-24	L	72,612
Nov. 21	at Seattle	17-24	L	66,644
Nov. 28	at San Francisco	24-17	W	66,156
DEC. 5	BUFFALO	32-42	L	73,084
Dec. 12	at Denver	17-20	L	75,027
DEC. 20	NEW ENGLAND	29-28	W	73,629
DEC. 26	CLEVELAND	10-7	W	73,169
Jan. 2	at Baltimore	23-30	L	69,843

TEAM STATISTICS

	DOLPHINS	OPPONENTS
TOTAL FIRST DOWNS	267	281
By Rushing	71	107
By Passing	165	139
By Penalty	31	35
Third Down: Made/Att.	80/232	72/223
Third Down Efficiency	34.5	32.3
Fourth Down: Made/Att.	8/16	8/11
Fourth Down Efficiency	50.0	72.7
POSSESSION AVERAGE	28:20	31:40
TOTAL NET YARDS	4404	4894
Average Per Game	275.3	305.9
Total Plays	1022	1009
Average Per Play	4.3	4.9
NET YARDS RUSHING	1339	2302
Average Per Game	83.7	143.9
Total Rushes	384	539
NET YARDS PASSING	3065	2592
Average Per Game	191.6	162.0
Sacked/Yards Lost	52/326	36/223
Gross Yards	3391	2815
Attempts/Completions	586/309	434/244
Completion Percentage	52.7	56.2
Had Intercepted	26	15
PUNTS/AVERAGE	99/41.5	102/41.0
NET PUNTING AVERAGE	99/36.9	102/33.3
PENALTIES/YARDS	112/852	107/852
FUMBLES/BALL LOST	42/16	22/10
TOUCHDOWNS	31	42
Rushing	10	12
Passing	19	20
Returns	2	10

Score By Quarters	1	2	3	4	OT	Total
DOLPHINS	79	59	34	103	0	275
OPPONENTS	79	88	95	92	0	354

RUSHING

	NO.	YDS.	AVG.	LG	TD
Morris.....	132	523	4.0	35t	6
Minor	109	388	3.6	34	3
Henry.....	46	141	3.1	53	0
Chambers	9	76	8.4	24	0
Gordon.....	35	64	1.8	11	0
Fiedler	12	59	4.9	26	0
Forsey	19	53	2.8	15	0
Konrad.....	2	18	9.0	15	0
Feeley	14	13	0.9	7t	1
King	4	9	2.3	3	0
Turk	1	3	3.0	3	0
Booker.....	1	-8	-8.0	-8	0
DOLPHINS.....	384	1339	3.5	53	10
OPPONENTS.....	539	2302	4.3	62	12

PASSING

	ATT.	COMP.	YDS.	PCT.	TD	INT.	LG	SACK/ LOST	RATING
Feeley	356	191	1893	53.7	11	15	38	23/136	61.7
Fiedler	190	101	1186	53.2	7	8	71t	25/165	67.1
Rosenfels	39	16	264	41.0	1	3	76t	3/16	41.0
Booker.....	1	1	48	100.0	0	0	48	0/0	118.8
Morris	0	0	0	—	0	0	0	1/9	—
DOLPHINS	586	309	3391	52.7	19	26	76t	52/326	62.5
OPPONENTS	434	244	2815	56.2	20	15	69t	36/223	76.9

RECEIVING

	NO.	YDS.	AVG.	LG	TD
McMichael	73	791	10.8	42t	4
Chambers	69	898	13.0	76t	7
Booker	50	638	12.8	45	1
Thompson	23	359	15.6	36	4
Morris.....	22	124	5.6	24	0
Gilmore	15	206	13.7	37	1
Lee.....	13	110	8.5	15t	1
Minor	13	75	5.8	20	0
Gordon.....	13	74	5.7	20	0
Konrad.....	8	69	8.6	20t	1
Martin.....	4	15	3.8	7	0
Henry.....	3	12	4.0	7	0
Bellamy	1	8	8.0	8	0
King	1	8	8.0	8	0
Easlick	1	4	4.0	4	0
DOLPHINS.....	309	3391	11.0	76t	19
OPPONENTS.....	244	2815	11.5	69t	20

INTERCEPTIONS

	NO.	YDS.	AVG.	LG	TD
Freeman	4	59	14.8	47	0
Knight	4	32	8.0	32	0
Surtain	4	2	0.5	2	0
Ayanbadejo	1	2	2.0	2	0
J. Williams	1	0	0.0	0	0
Taylor.....	1	-3	-3.0	-3	0
DOLPHINS.....	15	92	6.1	47	0
OPPONENTS.....	26	464	17.8	66t	8

PUNTING

	NO.	YDS.	AVG.	NET	TB	IN 20	LG	BLK
Turk	98	4088	41.7	37.2	10	29	67	0
Mare	1	19	19.0	2.0	0	0	19	0
DOLPHINS	99	4107	41.5	36.9	10	29	67	0
OPPONENTS	102	4177	41.0	33.3	11	30	63	0

PUNT RETURNS

	RET.	FC	YDS.	AVG.	LG	TD
Welker	43	12	464	10.8	71	0
Brightful	9	2	89	9.9	36	0
Gilmore	0	0	11	—	11	0
DOLPHINS	52	14	564	10.8	71	0
OPPONENTS	45	19	258	5.7	24	0

KICKOFF RETURNS

	NO.	YDS.	AVG.	LG	TD
Welker	57	1313	23.0	95t	1
Brightful	5	126	25.2	32	0
Gilmore	5	114	22.8	53	0
Morris	1	27	27.0	27	0
Poole	1	22	22.0	22	0
Wyrick	1	58	58.0	58	0
DOLPHINS	70	1660	23.7	95t	1
OPPONENTS	51	1114	21.8	104t	1

FIELD GOALS

	1-19	20-29	30-39	40-49	50+	TOTALS
Mare	0/0	1/2	6/7	3/4	2/3	12/16
Bryant	0/0	1/1	0/0	2/2	0/0	3/3
Gramatica	0/0	2/2	1/1	0/0	0/0	3/3
Welker	0/0	1/1	0/0	0/0	0/0	1/1
DOLPHINS	0/0	5/6	7/8	5/6	2/3	19/23
OPPONENTS	2/2	5/5	4/7	6/11	3/3	20/28

SCORING

	TDR	TDP	TDRt	PAT	FG	S	2-PT	TP
Mare	0	0	0	18/18	12/16	0	0	54
Chambers	0	7	0	0/0	0/0	0	1	44
Morris	6	0	0	0/0	0/0	0	0	36
McMichael	0	4	0	0/0	0/0	0	1	26
Thompson	0	4	0	0/0	0/0	0	0	24
Minor	3	0	0	0/0	0/0	0	0	18
Bryant	0	0	0	7/7	3/3	0	0	16
Welker	0	0	1	1/1	1/1	0	0	10
Gramatica	0	0	0	0/1	3/3	0	0	9
Booker	0	1	0	0/0	0/0	0	0	6
Feeley	1	0	0	0/0	0/0	0	0	6
Gilmore	0	1	0	0/0	0/0	0	0	6
Konrad	0	1	0	0/0	0/0	0	0	6
Lee	0	1	0	0/0	0/0	0	0	6
Pope	0	0	1	0/0	0/0	0	0	6
Knight	0	0	0	0/0	0/0	1	0	2
DOLPHINS	10	19	2	26/27	19/23	1	2	275
OPPONENTS	12	20	10	42/42	20/28	0	0	354

TWO-POINT CONVERSIONS

Chambers 1, McMichael 1.

DOLPHINS 2-4, OPPONENTS 0-0

SACKS

Taylor 9.5, D. Bowens 7.0, Zgonina 5.0, Romero 3.5, Pope 2.0, Thomas 2.0, J. Williams 2.0, Ahanotu 1.0, Edwards 1.0, Poole 1.0, Seau 1.0, Surtain 1.0.

DOLPHINS 36.0, OPPONENTS 52.0

2004 DEFENSIVE STATISTICS

PLAYER	TOTAL TACK.	SOLO	ASST.	SACKS/ YDS	T.F.L./ YDS	QB HURR.	INT./ YARDS	PASS DEF.	FUM. FOR.	FUM. REC.
Thomas	168	95	73	2/15	8/16	1		4		
Greenwood	133	81	52		5/11	3		5		
Knight	127	74	53		3/6		4/32	5	3	1
Zgonina	101	49	52	5/27	4/8	22		4		
Taylor	90	54	36	9.5/62.5	7/18	42	1/-3	9	2	3
Surtain	71	54	17	1/11		3	4/2	11		2
Robinson	69	43	26		2/2	21		5	1	
Seau	68	40	28	1/7	4/11	1		1		1
Madison	60	45	15		1/3			9	3	
Bowens, D.	52	29	23	7/55	2/5	25		6	2	
Williams, J.	52	27	25	2/5	5/12	18	1/0	4	2	
Edwards	45	28	17	1/7		1		8	1	
Pope	44	25	19	2/5	1/3	1			1	1
Freeman	38	22	16				4/59	7		
Poole	37	28	9	1/1		1		6		
Romero	35	23	12	3.5/26.5	2/3	3		1		
Moore	34	20	14			4		4		1
Howard	25	19	6					4		
Ayanbadejo	20	9	11				1/2	1		
Chester	7	7	0			1			1	
Monds	7	3	4		1/1	1				
Shaw	7	2	5							
Bell	5	4	1					1		
Wyrick	5	4	1							
Bowens, T.	3	2	1							
Ahanotu	2	2	0	1/1		4				
Flemons	1	1	0							
Jenkins	0	0	0					1		

NOTE: special teams and miscellaneous tackles not included above.

MISCELLANEOUS TACKLES: Minor-5; James-4; Thompson-3; Chambers-3; Lee-2; McMichael-2; St. Clair-1; Hadnot-1; McIntosh-1; McKinney-1.

MISCELLANEOUS FORCED FUMBLES: None.

MISCELLANEOUS FUMBLE RECOVERIES: James-3; McIntosh-2; McKinney-2; McMichael-2; St. Clair-2; Carey-1; Feeley-1; Fiedler-1; Gordon-1; Hadnot-1; Lee-1; Minor-1.

DEFENSIVE TOUCHDOWNS: Pope – 1 (1 Fumble Return at San Francisco, 11/28).

SPECIAL TEAMS TOUCHDOWNS: Welker – 1 (1 Kickoff Return at Baltimore, 1/2).

SACKS:

Taylor: 9.5 Sacks – at CIN, 9/19, 1/10 yds.; vs. NYJ, 10/3, 1/6 yds.; vs. STL, 10/24, 1/8 yds.; vs. ARZ, 11/7, 1/13 yds.; at SEA, 11/21, one-half/3.5 yds.; at SF, 11/28, 3/11 yds.; vs. NE, 12/20, 1/6 yds.; vs. CLE, 12/26, 1/7 yds.

Bowens, D.: 7 Sacks – vs. NYJ, 10/3, 1/9 yds.; at Buffalo, 10/17, 1/8 yds.; at NYJ, 11/1, 1/0 yds.; at SF, 11/28, 1/10 yds.; vs. BUF, 12/5, 1/8 yds.; vs. NE, 12/20, 1/9 yds.; vs. CLE, 12/26, 1/11 yds.

Zgonina: 5 Sacks – vs. PIT, 9/26, 1/2 yds.; vs. NYJ, 10/3, 1/3 yds.; vs. STL, 10/24, 1/9 yds.; at SF, 11/28, 1/5 yds.; vs. BUF, 12/5, 1/8 yds.
 Romero: 3.5 Sacks – at CIN, 9/19, 1/1 yds.; at NE, 10/10, 1/7 yds.; at SEA, 11/21, one-half/3.5 yds.; at SF, 11/28, 1/7 yds.
 Pope: 2 Sacks – at SF, 11/28, 1/1 yard; vs. BUF, 12/5, 1/4 yds.
 Thomas: 2 Sacks – at CIN, 9/19, 1/6 yds.; vs. STL, 10/24, 1/9 yds.
 Williams, J.: 2 Sacks – vs. TEN, 9/11, 1/5 yds.; at SF, 11/28, 1/0 yds.
 Ahanotu: 1 Sack – at CIN, 9/19, 1/1 yd.
 Edwards: 1 Sack – at CIN, 9/19, 1/5 yds.
 Poole: 1 Sack – at SEA, 11/21, 1/1 yard
 Seau: 1 Sack – vs. TEN, 9/11, 1/7 yds.
 Surtain: 1 Sack – at SEA, 11/21, 1/11 yds.

INTERCEPTIONS:

Knight: 4 INTS – vs. St. Louis (10/24); at Denver (12/12); 2 vs. New England (12/20)
 Surtain: 4 INTS – vs. Pittsburgh (9/26); at New England (10/10); at Seattle (11/21); vs. Cleveland (12/26)
 Freeman: 4 INTS – vs. New York Jets (10/3); at Seattle (11/21); vs. New England (12/20); vs. Cleveland (12/26)
 Ayanbadejo: 1 INT – vs. New England (12/20)
 Taylor: 1 INT – at Cincinnati (9/19)
 Williams, J.: 1 INT – at Denver (12/12)

2004 SPECIAL TEAMS STATISTICS

PLAYER	TOTAL TACK.	SOLO	ASST.	FUM. FOR.	FUM. REC.	BLOCKED FG	BLOCKED PATs	BLOCKED PUNTS
Ayanbadejo	23	14	9					
Wyrick	17	8	9					
Moore	12	9	3	1	1			
Gilmore	11	7	4					
Pope	9	7	2					
Howard	8	6	2	1	1			
Greenwood	8	4	4					
Welker	7	5	2		2			
Perry	7	4	3					
Bowens, D.	6	2	4					
Freeman	5	4	1					
Bell	5	3	2					
Williams, R.	5	2	3					
Williams, Q.	4	2	2					
Jenkins	3	2	1					
Knight	3	2	1					
Mare	2	2	0					
McMichael	2	2	0					
Morris	2	2	0					
Bellamy	1	1	0					
Bua	1	1	0					
Forsey	1	1	0					
Minor	1	1	0					
Henry	1	0	1					
Turk	1	0	1					
Brightful	0	0	0		3			
Whitley	0	0	0		1			

2004 STATISTICAL BESTS

DOLPHINS INDIVIDUAL

YARDS RUSHING	91	Sammy Morris at Buffalo, 10/17
RUSHING ATTEMPTS.....	28	Sammy Morris vs. St. Louis, 10/24
RUSHING TOUCHDOWNS.....	2	Sammy Morris vs. New England, 12/20
YARDS PASSING	303	A.J. Feeley vs. Buffalo, 12/5
PASS ATTEMPTS.....	51	A.J. Feeley vs. Buffalo, 12/5
PASS COMPLETIONS	25	A.J. Feeley vs. Buffalo, 12/5
	25	A.J. Feeley vs. Cleveland, 12/26
COMPLETION PERCENTAGE.....	76.5	Jay Fiedler vs. St. Louis, 10/24
TOUCHDOWN PASSES.....	3	A.J. Feeley vs. Buffalo, 12/5
INTERCEPTIONS THROWN.....	5	A.J. Feeley vs. Buffalo, 12/5
RECEPTIONS.....	9	Chris Chambers at Seattle, 11/21
	9	Randy McMichael vs. Cleveland, 12/26
RECEIVING YARDS	146	Chris Chambers at Baltimore, 1/2/05
RECEIVING TOUCHDOWNS.....	1	Seven players, 19 times
TOTAL YARDS FROM SCRIMMAGE...	146	Chris Chambers at Baltimore, 1/2/05 (146 receiving, 0 rushing)
FIELD GOALS	3	Olindo Mare vs. New York Jets, 10/3
	3	Bill Gramatica vs. Arizona, 11/7
FIELD GOAL ATTEMPTS.....	3	Olindo Mare vs. New York Jets, 10/3
	3	Bill Gramatica vs. Arizona, 11/7
TACKLES.....	20	Zach Thomas vs. Cleveland, 12/26
INTERCEPTIONS.....	2	Sammy Knight vs. New England, 12/20
SACKS.....	3	Jason Taylor at San Francisco, 11/28
LONGEST RUN FROM SCRIMMAGE	53	Leonard Henry vs. New York Jets, 10/3
LONGEST PASS RECEPTION	76t	Chris Chambers at Baltimore, 1/2/05
LONGEST INTERCEPTION RETURN.....	47	Arturo Freeman vs. New York Jets, 10/3
LONGEST PUNT RETURN.....	71	Wes Welker vs. New England, 12/20
LONGEST KICKOFF RETURN.....	95t	Wes Welker at Baltimore, 1/2/05
LONGEST PUNT	67	Matt Turk at Buffalo, 10/17
MOST PUNTS	10	Matt Turk at Cincinnati, 9/19
LONGEST FIELD GOAL	51	Olindo Mare vs. Cleveland, 12/26
LONGEST FIELD GOAL ATTEMPT	53	Olindo Mare at Baltimore, 1/2/05

OPPONENTS INDIVIDUAL

YARDS RUSHING	167	Jamal Lewis at Baltimore, 1/2/05
RUSHING ATTEMPTS.....	38	Lee Suggs vs. Cleveland, 12/26
RUSHING TOUCHDOWNS.....	2	Tatum Bell at Denver, 12/12
YARDS PASSING	295	Marc Bulger vs. St. Louis, 10/24
PASS ATTEMPTS.....	39	Marc Bulger vs. St. Louis, 10/24
PASS COMPLETIONS	23	Marc Bulger vs. St. Louis, 10/24
	23	Tim Rattay at San Francisco, 11/28
COMPLETION PERCENTAGE.....	64.3	Steve McNair vs. Tennessee, 9/11
TOUCHDOWN PASSES.....	4	Drew Bledsoe vs. Buffalo, 12/5
INTERCEPTIONS THROWN.....	4	Tom Brady vs. New England, 12/20
RECEPTIONS.....	9	Hines Ward vs. Pittsburgh, 9/26
RECEIVING YARDS	114	Dennis Northcutt vs. Cleveland, 12/26
RECEIVING TOUCHDOWNS.....	2	Lee Evans vs. Buffalo, 12/5
TOTAL YARDS FROM SCRIMMAGE...	167	Jamal Lewis at Baltimore, 1/2/05 (167 rushing; 0 receiving)
FIELD GOALS	3	Shayne Graham at Cincinnati, 9/19
	3	Matt Stover at Baltimore, 1/2/05
FIELD GOAL ATTEMPTS.....	4	Shayne Graham at Cincinnati, 9/19
	4	Jeff Reed vs. Pittsburgh, 9/26
TACKLES.....	11	Rodney Harrison at New England, 10/10
INTERCEPTIONS.....	1	25 players , 26 times
SACKS.....	2.5	Aaron Schobel at Buffalo, 10/17
LONGEST RUN FROM SCRIMMAGE	62	Troy Hambrick vs. Arizona, 11/7
LONGEST PASS RECEPTION	69t	Lee Evans vs. Buffalo, 12/5

LONGEST INTERCEPTION RETURN.....
 LONGEST PUNT RETURN.....
 LONGEST KICKOFF RETURN.....
 LONGEST PUNT.....
 MOST PUNTS.....
 LONGEST FIELD GOAL.....
 LONGEST FIELD GOAL ATTEMPT.....

66t Donnie Abraham vs. New York Jets, 10/3
 24 Santana Moss vs. New York Jets, 10/3
 104t Terrence McGee vs. Buffalo, 12/5
 63 Brian Moorman vs. Buffalo, 12/5
 10 Kyle Larson at Cincinnati, 9/19
 53 Doug Brien vs. New York Jets, 10/3
 53 Doug Brien vs. New York Jets, 10/3

DOLPHINS TEAM

FIRST DOWNS

Total.....
 Rushing.....

Passing.....
 Penalty.....

TOTAL NET YARDS

Game.....

RUSHING

Net Yards.....
 Attempts.....
 Average.....
 Touchdowns.....

PASSING

Net Yards.....
 Attempts.....
 Completions.....
 Touchdowns.....

Completion Percentage.....
 Interceptions.....

Times Sacked.....
 Yards Lost.....

PUNTS

Total.....
 Long.....

Average.....

PENALTIES

Total.....

Yards Penalized.....

FUMBLES

Total.....
 Lost.....

TIME OF POSSESSION

Game.....

HIGHS

25 vs. Buffalo, 12/5
 8 vs. St. Louis, 10/24
 8 vs. Arizona, 11/7
 8 vs. Cleveland, 12/26
 16 vs. Buffalo, 12/5
 4 at New England, 10/10
 4 at San Francisco, 11/28

LOWS

12 at Cincinnati, 9/19
 0 at Cincinnati, 9/19
 6 vs. New York Jets, 10/3
 0 at Cincinnati, 9/19
 at Denver 12/12

403 vs. Arizona, 11/7
 403 vs. Buffalo, 12/5

169 vs. Pittsburgh, 9/26

168 vs. Arizona, 11/7
 34 vs. St. Louis, 10/24
 5.8 vs. Arizona, 11/7
 3 vs. New England, 12/20

49 at San Francisco, 11/28
 16 at New York Jets, 11/1
 1.9 at San Francisco, 11/28
 0 nine times

297 vs. Buffalo, 12/5
 51 vs. Buffalo, 12/5
 26 vs. Tennessee, 9/11
 3 vs. Buffalo, 12/5

117 vs. Pittsburgh, 9/26
 18 vs. St. Louis, 10/24
 12 at Buffalo, 10/17
 0 vs. New York Jets, 10/3
 0 vs. Pittsburgh, 9/26
 42.1 at Baltimore, 1/2/05
 0 vs. St. Louis, 10/24
 0 vs. New England, 12/20
 0 vs. Cleveland, 12/26
 1 at San Francisco, 11/28
 1 vs. Buffalo, 12/5
 8 at San Francisco, 11/28

5 vs. Buffalo, 10/17
 5 vs. St. Louis, 10/24
 37 at New York Jets, 11/1

10 at Cincinnati, 9/19
 67 at Buffalo, 10/17

3 at New England, 10/10
 63 vs. Buffalo, 12/5

46.4 vs. Arizona, 11/7

34.6 at Baltimore, 1/2/05

14 vs. Tennessee, 9/11

3 at Buffalo, 10/17
 3 at New York Jets, 11/1
 20 at New York Jets, 11/1

99 vs. Arizona, 11/7

5 vs. Pittsburgh, 9/26
 2 four times

1 vs. St. Louis, 10/24
 1 at San Francisco, 11/28
 0 at Buffalo, 10/17
 0 vs. St. Louis, 10/24
 0 at Denver 12/12
 0 at Baltimore, 1/2/05

32:26 vs. Arizona, 11/7

24:54 vs. New England, 12/20

OPPONENTS TEAM

FIRST DOWNS

Total.....

Rushing.....
 Passing.....
 Penalty.....

HIGHS

24 at Denver, 12/12
 24 vs. New England, 12/20
 14 at New York Jets, 11/1
 13 vs. St. Louis, 10/24
 5 vs. Arizona, 11/7

LOWS

12 at Cincinnati, 9/19
 3 at New England, 10/10
 5 vs. Cleveland, 12/26
 0 at Cincinnati, 9/19
 0 at New York Jets, 11/1

TOTAL NET YARDS

Game	472 at New York Jets, 11/1	204 at New England, 10/10
------------	----------------------------	---------------------------

RUSHING

Net Yards	275 at New York Jets, 11/1	77 at San Francisco, 11/28
Attempts	41 at New York Jets, 11/1	19 vs. St. Louis, 10/24
	41 at Baltimore, 1/2/05	
Average.....	7.6 at New York Jets, 11/1	2.9 at Cincinnati, 9/19
Touchdowns	2 at New York Jets, 11/1	0 five times
	2 at Denver, 12/12	

PASSING

Net Yards	269 vs. St. Louis, 10/24	61 at Tennessee, 9/11
Attempts	40 vs. St. Louis, 10/24	14 at Tennessee, 9/11
Completions	23 vs. St. Louis, 10/24	7 at New England, 10/10
	23 at San Francisco, 11/28	
Touchdowns	4 vs. Buffalo, 12/5	0 at Cincinnati, 9/26
		0 at San Francisco, 11/28
Completion Percentage	64.3 vs. Tennessee, 9/11	36.8 at New England, 10/10
Interceptions	4 vs. New England, 12/20	0 six times
Times Sacked	8 at San Francisco, 11/28	0 at Denver, 12/12
		0 at Baltimore, 1/2/05
Yards Lost.....	34 at San Francisco, 11/28	0 at New York Jets, 11/1
		0 at Denver, 12/12
		0 at Baltimore, 1/2/05

PUNTS

Total	10 at Cincinnati, 9/19	3 at Buffalo, 10/17
Long	63 vs. Buffalo, 12/5	
Average.....	53.0 at Buffalo, 10/17	31.8 at Seattle 11/21

PENALTIES

Total	11 vs. Pittsburgh, 9/26	3 at Cincinnati, 9/19
	11 vs. Buffalo, 12/5	
Yards Penalized	103 vs. Pittsburgh, 9/26	19 at Cincinnati, 9/19

FUMBLES

Total	5 at San Francisco, 11/28	0 six times
Lost	3 at San Francisco, 11/28	0 nine times

TIME OF POSSESSION

Game	35:06 vs. New England, 12/20	27:34 vs. Arizona, 11/7
------------	------------------------------	-------------------------

IN 2004 MIAMI WAS:

2-3	when leading after the 1st quarter	1-7	in road games
2-4	when leading after the 2nd quarter	0-0	when playing in indoors
2-1	when leading after the 3rd quarter	4-12	when playing outdoors
0-7	when behind after the 1st quarter	0-5	when playing on artificial turf
1-7	when behind after the 2nd quarter	4-6	when playing on natural grass
1-10	when behind after the 3rd quarter	1-5	after winning the coin toss
3-4	when Miami scores first	3-7	after losing the coin toss
1-8	when opponent scores first	3-3	when scoring 21 points or more
1-2	when tied at halftime	3-6	when yielding 20 points or less
3-5	in home games	0-0	in overtime contests

DRIVE ENGINEERING

	DRIVES	TD	FG	MFG	PUNT	PUNT	BLK	FBL	INT	DWNS	SAF	HLF	END OF GAME	END OF REG	PTS
Dolphins	211	30	19		4	99	0	12	26	7	0	5		9	0 266
Opponents	204	32	19		8	102	0	10	15	3	1	9		5	0 281

INSIDE THE TWENTY-YARD LINE

	NO	TD	FG	MFG	TD PCT.	SCORE PCT.	FBL	INT	DWN	HLF	GAME	PTS
Dolphins	38	18	11	2	47.3	76.3	1	3	3	0	0	159
Opponents	42	23	10	2	54.8	78.6	2	2	1	0	2	191

GOAL-TO-GO SITUATIONS

	NO	TD	FG	MFG	TD PCT.	SCORE PCT	FBL	INT	DWN	HLF	GAME	PTS
Dolphins	19	11	4	0	57.9	78.9	1	2	1	0	0	90
Opponents	26	18	6	0	69.2	92.3	0	1	0	0	1	144

GIVEAWAYS - TAKEAWAYS

TAKEAWAYS: 25, resulting possessions ending in 7 (one returned) TOUCHDOWNS, 3 FIELD GOALS, 1 MISSED FIELD GOAL, 8 PUNTS, 3 INTS, 2 FUMBLES, 0 HALFS, 1 GAME, 0 DOWNS, 0 SAFETY = 57 POINTS

GIVEAWAYS: 42, resulting possessions ending in 17 (nine returned) TOUCHDOWNS, 2 FIELD GOALS, 3 MISSED FIELD GOALS, 9 PUNTS, 3 INTERCEPTIONS, 2 FUMBLES, 1 HALF, 2 GAMES, 2 DOWNS, 1 SAFETY = 125 POINTS

		TAKEAWAYS			GIVEAWAYS			DIFF	W/L
GAME		FMBL	INT	TOT	FMBL	INT	TOT		
9/11	TENNESSEE	0	1	1	3	0	3	-2	L
9/19	at Cincinnati	1	0	1	2	1	3	-2	L
9/26	PITTSBURGH	1	0	1	2	2	4	-3	L
10/3	NEW YORK JETS	1	0	1	2	2	4	-3	L
10/10	at New England	1	0	1	1	1	2	-1	L
10/17	at Buffalo	0	0	0	1	0	1	-1	L
10/24	ST. LOUIS	1	0	1	0	0	0	1	W
11/1	at New York Jets	0	0	0	2	1	3	-3	L
11/7	ARIZONA	0	1	1	1	1	2	-1	L
11/21	at Seattle	2	1	3	2	2	4	-1	L
11/28	at San Francisco	0	3	3	1	1	2	1	W
12/5	BUFFALO	0	1	1	5	2	7	-6	L
12/12	at Denver	2	1	3	1	0	1	2	L
12/20	NEW ENGLAND	4	0	4	0	1	1	3	W
12/26	CLEVELAND	2	2	4	0	2	2	2	W
1/2/05	at Baltimore	0	0	0	3	0	3	-3	L
TOTAL		15	10	25	26	16	42	-17	4-12

BLOCKS

	FGs	PATs	PUNTS	TOTAL
By Dolphins	0	0	0	0
By Opponents	0	0	0	0

THIRD DOWN EFFICIENCY

3rd DOWN AND											
	1	2	3	4	5	6	7	8	9	10+	TOTAL
Miami	11-20	8-12	6-10	8-14	8-15	9-22	9-19	3-24	4-14	14-80	80-232

DOLPHINS LONG PLAYS

PASSING (25-yards and more)

- 76t C. Chambers from S. Rosenfels at Baltimore (1/2)
- 71t C. Chambers from J. Fiedler vs. St. Louis (10/24)
- 48 C. Chambers from M. Booker vs. St. Louis (10/24)
- 45 M. Booker from J. Fiedler at New England (10/10)
- 42t R. McMichael from J. Fiedler vs. St. Louis (10/24)
- 38 M. Booker from A.J. Feeley vs Arizona (11/7)
- 37 R. McMichael from A.J. Feeley at Cincinnati (9/19)
- 37 B. Gilmore from J. Fiedler vs. N.Y. Jets (10/3)
- 37 B. Gilmore from S. Rosenfels at Baltimore (1/2)
- 36 D. Thompson from A.J. Feeley vs. Pittsburgh (9/26)
- 36 M. Booker from A.J. Feeley vs. Buffalo (12/5)
- 34 R. McMichael from J. Fiedler at New England (10/10)

RUSHING (15-yards and more)

- 53 L. Henry vs. N.Y. Jets (10/3)
- 35t S. Morris at Baltimore (1/2)
- 34 T. Minor vs. Arizona (11/7)
- 27 T. Minor vs. Arizona (11/7)
- 26 J. Fiedler at N.Y. Jets (11/1)
- 25 S. Morris at Buffalo (10/17)
- 24 C. Chambers vs. Arizona (11/7)
- 17 T. Minor at Seattle (11/21)
- 16 S. Morris at N.Y. Jets (11/1)
- 16 C. Chambers vs. Cleveland (12/26)
- 15 B. Forsey at N. England (10/10)
- 15 C. Chambers vs. St. Louis (10/24)

30	C. Chambers from J. Fiedler vs. Arizona (11/7)	15	S. Morris vs. Arizona (11/7)
29	R. McMichael from A.J. Feeley at Cincinnati (9/19)	15	R. Konrad vs. Buffalo (12/5)
28	R. McMichael from J. Fiedler at N.Y. Jets (11/1)		
28	C. Chambers from A.J. Feeley at Seattle (11/21)		
27t	B. Gilmore from A.J. Feeley vs. Buffalo (12/5)		
26	M. Booker from J. Fiedler at New England (10/10)		
25	M. Booker from J. Fiedler at N.Y. Jets (11/1)		
25	D. Thompson from A.J. Feeley at Seattle (11/21)		
25t	C. Chambers from A.J. Feeley at San Francisco (11/28)		

OPPONENTS LONG PLAYS

PASSING (25-yards and more)

69t	L. Evans of Buffalo from D. Bledsoe (12/5)
58t	D. Northcutt of Cleveland from L. McCown (12/26)
56	J. Rice of Seattle from T. Dilfer (11/21)
48t	L. Fitzgerald of Arizona from J. McCown (11/7)
47	S. Moss of N.Y. Jets from C. Pennington (11/1)
42	P. Burress of Pittsburgh from B. Roethlisberger (9/26)
36	I. Bruce of St. Louis from M. Bulger (10/24)
35t	W. Chrebet of N.Y. Jets from Chad Pennington (11/1)
33t	K. Faulk of New England from Tom Brady (12/20)
32	L. Fitzgerald of Arizona from Josh McCown (11/7)
32	A. Lelie of Denver from Jake Plummer (12/12)
31	W. Chrebet of N.Y. Jets from Chad Pennington (10/3)
30	E. Moulds of Buffalo from Drew Bledsoe (10/17)
30t	E. Moulds of Buffalo from Drew Bledsoe (12/5)
29	B. Engram of Seattle from Trent Dilfer (11/21)
29	R. Neufeld of Buffalo from Drew Bledsoe (12/5)
28	D. Patten of New England from Tom Brady (10/10)
28	A. Lelie of Denver from Jake Plummer (12/12)
27	J. McCareins of N.Y. Jets from Chad Pennington (11/1)
27	S. Heiden of Cleveland from Luke McCown (12/26)
26	R. Smith of Denver from Jake Plummer (12/12)
25	S. McDonald of St. Louis from Marc Bulger (10/24)

RUSHING (15-yards and more)

62	T. Hambrick of Arizona (11/7)
52	C. Brown of Tennessee (9/11)
38	D. Staley of Pittsburgh (9/26)
36	C. Dillon of New England (10/10)
31	W. McGahee of Buffalo (10/17)
29	T. Bell of Denver (12/12)
26	A. Smith of Tennessee (9/11)
26	T. Bell of Denver (12/12)
25t	C. Martin of N.Y. Jets (11/1)
25t	L. Jordan of N.Y. Jets (11/1)
21	W. McGahee of Buffalo (12/5)
21	R. Droughns of Denver (12/12)
20	C. Dillon of New England (12/20)
20	J. Lewis of Baltimore (1/2)
18	M. Faulk of St. Louis (10/24)
18	C. Dillon of New England (12/20)
18	J. Lewis of Baltimore (1/2)
16	J. Burns of Buffalo (10/17)
16	C. Pennington of N.Y. Jets (11/1)
16	L. Jordan of N.Y. Jets (11/1)
16	L. Jordan of N.Y. Jets (11/1)
16	S. Alexander of Seattle (11/21)
16	K. Faulk of New England (12/20)
15	D. Staley of Pittsburgh (9/26)
15t	M. Bulger of St. Louis (10/24)
15	S. Alexander of Seattle (11/21)

DOLPHINS BIG GAMES

100-YARD RUSHERS

None

100-YARD RECEIVERS

146	C. Chambers at Baltimore, 1/2
128	C. Chambers vs. St. Louis, 10/24
123	M. Booker at N. England, 10/10
104	C. Chambers vs. Arizona, 11/7
103	C. Chambers at Seattle, 11/21

300-YARD PASSERS

303 A.J. Feeley vs. Buffalo, 12/5

OPPONENTS BIG GAMES

100-YARD RUSHERS

167	J. Lewis of Balt., 1/2
143	L. Suggs of Clev., 12/26
123	T. Bell of Denver, 12/12
121	C. Dillon of N. England, 12/20
115	L. Jordan of N.Y. Jets, 11/1
115	C. Martin of N.Y. Jets, 11/1
111	W. McGahee of Buff., 10/17
110	C. Martin of N.Y. Jets, 10/3
101	D. Staley of Pitts., 9/26
100	C. Brown of Tenn., 9/11

100-YARD RECEIVERS

114	D. Northcutt of Clev., 12/26
110	L. Evans of Buff., 12/5

300-YARD PASSERS

None

2004 TEAM RANKINGS

AMERICAN FOOTBALL CONFERENCE

	OFFENSE			DEFENSE		
	TOTAL	RUSH	PASS	TOTAL	RUSH	PASS
Baltimore	16	7	16	4	7	6
Buffalo	13	9	14	2	6	2
Cincinnati	10	13	8	11	14	7
Cleveland	14	14	13	9	16	4
Denver	3	3	3	3	3	5
Houston	11	8	9	12	10	11
Indianapolis	2	11	*1	14	13	13
Jacksonville	12	12	10	8	8	9
Kansas City	*1	4	2	16	9	16
MIAMI	15	15	11	6	15	1
New England	4	6	6	7	5	10
N.Y. Jets	7	2	12	5	4	8
Oakland	9	16	4	15	12	14
Pittsburgh	8	1	15	*1	*1	3
San Diego	5	5	7	10	2	15
Tennessee	6	10	5	13	11	12

NATIONAL FOOTBALL CONFERENCE

	OFFENSE			DEFENSE		
	TOTAL	RUSH	PASS	TOTAL	RUSH	PASS
Arizona	14	9	12	4	13	4
Atlanta	9	*1	15	6	2	12
Carolina	6	14	5	9	7	8
Chicago	16	11T	16	10	12	7
Dallas	7	7	9	7	3	11
Detroit	12	6	11	11	5	10
Green Bay	1	3	2	13	4	14
Minnesota	2	5	1	15	10	15T
New Orleans	8	13	6	16	16	15T
N.Y. Giants	11	4	13	5	14	3
Philadelphia	5	10	4	3	6	6
St. Louis	3	11T	3	8	15	5
San Francisco	13	16	10	12	9	9
Seattle	4	2	7	14	11	13
Tampa Bay	10	15	8	2	8	*1
Washington	15	8	14	1	1	2

NATIONAL FOOTBALL LEAGUE

	OFFENSE			DEFENSE		
	TOTAL	RUSH	PASS	TOTAL	RUSH	PASS
Arizona	27	22	24	12	27	9
Atlanta	20	*1	30	14	8T	22
Baltimore	31	9	31	6	8T	10
Buffalo	25	13	27	2	7	3
Carolina	13	28	9	20	17	18
Chicago	32	25T	32	21	25	15
Cincinnati	18	17	17	19	26	13
Cleveland	28	23	25	15	32	5
Dallas	14	20	15	16	10	21
Denver	5	4	6	4	4	6
Detroit	24	19	23	22	15	20
Green Bay	3	10	3	25	14	25
Houston	19	12	18	23	13	24
Indianapolis	2	15	*1	29	24	29
Jacksonville	21	16	19	11	11	16
Kansas City	*1	5	4	31	12	32
Miami	29	31	21	8	31	2
Minnesota	4	18	2	28	21	27T
New England	7	7	11	9	6	17
New Orleans	15	27	12	32	30	27T
N.Y. Giants	23	11	26	13	28	8
N.Y. Jets	12	3	22	7	5	14
Oakland	17	32	8	30	22	30
Philadelphia	9	24	7	10	16	12
Pittsburgh	16	2	28	*1	*1	4
St. Louis	6	25T	5	17	29	11
San Diego	10	6	16	18	3	31
San Francisco	26	30	20	24	20	19
Seattle	8	8	13	26	23	23
Tampa Bay	22	29	14	5	19	*1
Tennessee	11	14	10	27	18	26
Washington	30	21	29	3	2	7

(* = NFL leader

T = Tied for position)

GAME-BY-GAME OFFENSE

2004 MIAMI DOLPHINS OFFENSIVE STATISTICS

		1st DOWNS		3rd DOWNS		TOTAL OFFENSE		RUSHING		PASSING								PEN.		SCORING						TIME OF POSSESSION		FUM.-NO./LOST			
		TOTAL	PASS	PENALTY	ATT.	CONV.	NET YARDS	PLAYS	AVG.	YARDS	ATT.	AVG.	NET YARDS	SACKS	YDS. LOST	GROSS YDS.	ATT.	COMP.	INT.	NO.	LOST	POINTS	TD RUSH	TD PASS	TD RETURN	PAT/ATT.	FG/ATT.				
9/11	TENNESSEE	7-17	14	2	11	1	6	17	263	3.9	65	20	3.3	198	3	12	210	44	26	3	13	71	7	0	1	0	1/1	0/1	29:31	2/0	
9/19	at Cincinnati	13-16	11	0	11	0	3	16	226	6.1	3.7	25	20	1.3	201	2	17	218	39	21	2	8	69	13	0	1	0	1/1	2/2	28:33	4/1
9/26	PITTSBURGH	3-13	13	4	7	2	3	11	169	5.9	52	29	1.8	117	3	20	137	27	13	2	6	33	3	0	0	0	0/0	1/1	25:49	5/2	
10/3	N.Y. JETS	9-17	13	2	10	1	3	12	293	5.8	97	21	4.6	196	3	10	206	33	18	2	4	30	9	0	0	0	0/0	3/3	27:43	2/2	
10/10	at New England	10-24	18	2	12	4	7	19	295	7.2	67	26	2.6	228	3	29	257	43	21	1	12	86	10	0	1	0	1/1	1/1	31:02	3/1	
10/17	at Buffalo	13-20	14	5	7	2	5	12	212	5.3	111	25	4.4	101	5	35	136	23	12	1	3	21	13	0	1	0	1/1	2/2	28:00	4/0	
10/24	ST. LOUIS	31-14	19	8	9	2	7	13	323	5.8	117	34	3.4	206	6	45	251	18	14	0	4	37	31	2	2	0	4/4	1/1	30:59	1/0	
11/1	at NY Jets	14-41	16	4	9	3	4	14	259	6.1	4.2	78	16	4.9	181	4	37	218	41	20	2	3	20	14	0	2	0	2/2	0/0	26:19	2/1
11/7	ARIZONA	23-24	22	8	12	2	6	15	403	7.0	5.8	168	31	5.4	235	3	23	258	36	18	1	12	99	23	1	1	0	0/1	3/3	32:26	2/1
11/21	at Seattle	17-24	19	3	14	2	6	17	288	7.3	3.9	69	23	3.0	219	5	11	230	46	24	2	8	98	17	1	1	0	2/2	1/2	27:29	3/2
11/28	at San Francisco	24-17	15	3	8	4	3	14	200	6.0	3.3	49	26	1.9	151	1	8	159	33	17	1	7	50	24	0	2	1	3/3	1/2	27:28	1/1
12/5	BUFFALO	32-42	25	7	16	2	5	12	403	7.8	5.2	106	26	4.1	297	1	6	303	51	25	5	7	46	32	1	3	0	3/3	1/1	30:19	3/2
12/12	at Denver	17-20	13	3	10	0	5	15	214	6.1	3.5	70	22	3.2	144	4	26	170	35	17	1	4	40	17	1	1	0	2/2	1/1	26:16	2/0
12/20	NEW ENGLAND	29-28	18	6	10	2	5	13	231	5.9	3.9	52	20	2.6	179	4	19	198	35	22	0	9	67	29	3	1	0	2/2	1/1	24:54	3/1
12/26	CLEVELAND	10-7	19	8	10	1	8	19	280	7.1	3.9	116	25	4.6	164	2	12	176	44	25	0	7	35	10	0	1	0	1/1	1/1	29:34	3/2
1/2/05	at Baltimore	23-30	18	6	9	3	4	13	345	6.1	5.7	97	20	4.9	248	3	16	264	38	16	3	5	50	23	1	1	3/3	0/1	26:55	2/0	

GAME-BY-GAME DEFENSE

2004 MIAMI DOLPHINS DEFENSIVE STATISTICS

		1st DOWNS		3rd DOWNS		TOTAL OFFENSE		RUSHING		PASSING					PEN.		SCORING						TIME OF POSSESSION		FUM.-NO./LOST						
		TOTAL	RUSH	PASS	PENALTY	ATT.	CONV.	NET YARDS	PLAYS	AVG.	YARDS	ATT.	AVG.	NET YARDS	SACKS	YDS. LOST	GROSS YDS.	ATT.	COMP.	INT.	NO.	LOST	POINTS	TD RUSH	TD PASS	TD RETURN	PAT/ATT.	FG/ATT.			
9/11	TENNESSEE	7-17	15	6	6	3	4	12	243	52	4.7	182	36	5.1	61	2	12	73	14	9	0	7	55	17	0	1	2/2	1/2	30:29	4/1	
9/19	at Cincinnati	13-16	12	4	8	0	5	19	210	72	2.9	94	29	3.2	116	5	31	147	38	21	1	3	19	16	0	0	1	1/1	3/4	31:27	0/0
9/26	PITTSBURGH	3-13	15	5	8	2	5	16	314	61	5.1	153	38	4.0	161	1	2	163	22	12	1	11	103	13	0	1	0	1/1	2/4	34:11	0/0
10/3	N.Y. JETS	9-17	16	8	6	2	1	11	235	58	4.1	110	31	3.5	125	3	18	143	24	14	1	4	35	17	0	1	2/2	1/1	32:17	1/0	
10/10	at New England	10-24	14	3	7	4	4	14	204	58	3.5	135	38	3.6	69	1	7	76	19	7	1	7	55	24	1	2	0	3/3	1/2	28:58	0/0
10/17	at Buffalo	13-20	18	4	12	2	5	13	341	60	5.7	137	31	4.4	204	1	8	212	28	15	0	7	60	20	0	1	1	2/2	2/3	32:00	0/0
10/24	ST. LOUIS	31-14	20	6	13	1	2	13	372	62	6.0	103	19	5.4	269	3	26	295	40	23	1	7	63	14	1	1	0	2/2	0/0	29:01	0/0
11/1	at NY Jets	14-41	22	14	8	0	6	13	472	62	7.6	275	41	6.7	197	1	0	197	20	12	0	6	45	41	2	3	0	4/4	2/2	33:41	0/0
11/7	ARIZONA	23-24	17	5	7	5	3	13	270	59	4.6	121	27	4.5	149	1	13	162	31	18	0	9	45	24	1	1	1	3/3	1/1	27:34	2/1
11/21	at Seattle	17-24	17	5	8	4	3	14	293	69	4.2	116	38	3.1	177	3	19	196	28	14	2	9	70	24	1	1	1	3/3	1/1	32:31	1/1
11/28	at San Francisco	24-17	16	4	10	2	5	16	224	70	3.2	77	24	3.2	147	8	34	181	38	23	0	6	58	17	1	0	1	2/2	1/1	27:28	5/3
12/5	BUFFALO	32-42	16	4	11	1	3	13	362	61	5.9	105	28	3.8	257	3	20	277	30	19	0	11	73	42	0	4	2	6/6	0/1	29:41	1/1
12/12	at Denver	17-20	24	11	11	2	5	13	415	70	5.9	196	40	4.9	219	0	0	219	30	16	2	5	43	20	2	0	2	2/2	2/2	33:44	2/1
12/20	NEW ENGLAND	29-28	24	11	9	4	9	15	322	69	4.7	166	38	4.4	156	2	15	171	29	18	4	4	53	28	1	3	0	4/4	0/0	35:06	0/0
12/26	CLEVELAND	10-7	14	7	5	2	5	12	285	58	4.9	142	40	3.6	143	2	18	332	16	9	2	5	25	7	0	1	0	1/1	0/1	30:26	4/2
1/2/05	at Baltimore	23-30	21	10	10	1	7	16	332	68	4.9	190	41	4.6	142	0	0	142	27	14	0	6	50	30	1	1	2/2	3/3	33:05	2/0	

GAME-BY-GAME RUSHING

2004 MIAMI DOLPHINS' INDIVIDUAL RUSHING STATISTICS (ATTEMPTS-YARDS GAINED-LONGEST-TOUCHDOWNS)

DATE	OPPONENT	SCORE	MORRIS	MINOR	HENRY	CHAMBERS	GORDON	FIEDLER	FORSEY	FEELEY	KING
9/11	TENNESSEE	7-17	1-2-2-0	5-25-14-0	(Not on Roster)	1-6-6-0	12-32-11-0	1-0-0-0	(Not on Roster)	0-0-0-0	(Not on Roster)
9/19	at Cincinnati	13-16	(Inactive)	(Inactive)	0-0-0-0	0-0-0-0	19-22-8-0	(Did not play)	(Not on Roster)	1-3-3-0	(Not on Roster)
9/26	PITTSBURGH	3-13	0-0-0-0	(Inactive)	21-41-12-0	0-0-0-0	4-10-7-0	(Did not play)	(Not on Roster)	4-1-2-0	(Not on Roster)
10/3	N.Y. JETS	9-17	1-m1-m1-0	(Inactive)	18-85-53-0	(Inactive)	(Inj. Res.)	2-13-9-0	(Did not play)	(Did not play)	(Not on Roster)
10/10	at New England	10-24	3-7-5-0	(Inactive)	5-10-7-0	1-m3-m3-0	(Inj. Res.)	3-6-7-0	13-44-15-0	0-0-0-0	(Not on Roster)
10/17	at Buffalo	13-20	18-91-25-0	(Inactive)	0-0-0-0	1-3-3-0	(Inj. Res.)	1-10-10-0	5-7-6-0	(Did not play)	(Not on Roster)
10/24	ST. LOUIS	31-14	28-83-9-1	3-21-13t-1	(Inactive)	1-15-15-0	(Inj. Res.)	2-m2-m1-0	0-0-0-0	(Did not play)	(Not on Roster)
11/1	at NY Jets	14-41	11-48-16-0	4-4-4-0	(Inactive)	0-0-0-0	(Inj. Res.)	1-26-26-0	(Did not play)	(Did not play)	(Not on Roster)
11/7	ARIZONA	23-24	16-56-15-1	11-90-34-0	(Inactive)	1-24-24-0	(Inj. Res.)	2-6-4-0	(Inactive)	0-0-0-0	(Not on Roster)
11/21	at Seattle	17-24	7-16-13-0	13-37-17-0	(Inactive)	1-7-7-0	(Inj. Res.)	0-0-0-0	1-2-2-0	1-7-7t-1	(Not on Roster)
11/28	at San Francisco	24-17	(Inactive)	22-47-12-0	0-0-0-0	0-0-0-0	(Inj. Res.)	(Inj. Res.)	0-0-0-0	4-2-2-0	(Not on Roster)
12/5	BUFALO	32-42	(Inactive)	19-75-14-1	2-5-7-0	0-0-0-0	(Inj. Res.)	(Inj. Res.)	(Not on Roster)	0-0-0-0	3-8-3-0
12/12	at Denver	17-20	9-36-12-1	10-24-6-0	(Not on Roster)	1-8-8-0	(Inj. Res.)	(Inj. Res.)	(Did not play)	2-2-2-0	(Inactive)
12/20	NEW ENGLAND	29-28	9-27-12-2	8-27-8-1	(Not on Roster)	1-0-0-0	(Inj. Res.)	(Inj. Res.)	(Did not play)	2-m2-m1-0	(Did not play)
12/26	CLEVELAND	10-7	17-69-13-0	6-30-13-0	(Not on Roster)	1-16-16-0	(Inj. Res.)	(Inj. Res.)	(Did not play)	0-0-0-0	1-1-1-0
1/2/05	at Baltimore	23-30	12-89-35t-1	8-8-10-0	(Not on Roster)	0-0-0-0	(Inj. Res.)	(Inj. Res.)	(Inactive)	(Inactive)	0-0-0-0

OTHERS: TURK 1-3-3-0 at New England (10/10), BOOKER 1-m8-m8-0 vs. Arizona (11/7).

GAME-BY-GAME RECEIVING

2004 MIAMI DOLPHINS' INDIVIDUAL RECEIVING STATISTICS (NUMBER-YARDS GAINED-LONGEST-TOUCHDOWNS)

DATE	OPPONENT	SCORE	McMICHAEL	CHAMBERS	BOOKER	THOMPSON	MORRIS	GILMORE	LEE	MINOR	GORDON
9/11	TENNESSEE	7-17	8-79-16-1	6-35-10-0	4-36-19-0	0-0-0-0	1-6-6-0	0-0-0-0	0-0-0-0	1-20-20-0	5-30-12-0
9/19	at Cincinnati	13-16	6-93-37-0	5-69-20-1	1-5-5-0	1-7-7-0	0-0-0-0	0-0-0-0	0-0-0-0	(inactive)	8-44-20-0
9/26	PITTSBURGH	3-13	5-51-15-0	2-15-9-0	1-8-8-0	2-47-36-0	(inactive)	0-0-0-0	3-16-10-0	(inactive)	0-0-0-0
10/3	N.Y. JETS	9-17	5-51-20-0	(inactive)	4-46-23-0	1-25-25-0	0-0-0-0	3-57-37-0	2-15-11-0	(inactive)	(lnj. Res.)
10/10	at New England	10-24	4-62-34-0	6-37-10t-1	7-123-45-0	2-23-15-0	0-0-0-0	1-11-11-0	0-0-0-0	(inactive)	(lnj. Res.)
10/17	at Buffalo	13-20	3-34-24-0	3-23-11-0	1-10-10-0	1-24-24t-1	2-28-24-0	0-0-0-0	1-14-14-0	(inactive)	(lnj. Res.)
10/24	ST. LOUIS	31-14	4-78-42t-1	3-128-71t-1	3-35-15-0	0-0-0-0	3-8-7-0	0-0-0-0	0-0-0-0	(inactive)	(lnj. Res.)
11/1	at NY Jets	14-41	7-87-28-1	3-29-13-0	3-37-25-0	1-29-29t-1	3-12-7-0	1-3-3-0	1-6-6-0	0-0-0-0	(lnj. Res.)
11/7	ARIZONA	23-24	1-16-16-0	7-104-30-0	4-91-38-0	1-14-14-0	3-6-9-0	1-7-7-0	0-0-0-0	0-0-0-0	(lnj. Res.)
11/21	at Seattle	17-24	6-43-17-0	9-103-28-1	2-20-15-0	3-51-25-0	0-0-0-0	0-0-0-0	0-0-0-0	4-13-4-0	(lnj. Res.)
11/28	at San Francisco	24-17	2-28-15-1	5-64-25t-1	3-20-8-0	3-19-7-0	(inactive)	0-0-0-0	0-0-0-0	2-15-12-0	(lnj. Res.)
12/5	BUFFALO	32-42	2-14-12-0	5-49-18-1	5-96-36-0	3-42-19-0	(inactive)	3-44-27t-1	1-15-15t-1	2-14-7-0	(lnj. Res.)
12/12	at Denver	17-20	5-62-21-0	5-47-14-0	4-45-19-1	0-0-0-0	0-0-0-0	0-0-0-0	1-10-10-0	1-2-2-0	(lnj. Res.)
12/20	NEW ENGLAND	29-28	4-29-11-0	3-24-11-0	4-35-17-0	2-31-21t-1	6-46-15-0	2-24-15-0	1-9-9-0	0-0-0-0	(lnj. Res.)
12/26	CLEVELAND	10-7	9-59-11-0	3-25-10-0	4-31-11-0	2-34-18t-1	3-5-6-0	1-13-13-0	0-0-0-0	2-4-2-0	(lnj. Res.)
1/2/05	at Baltimore	23-30	2-5-3-0	4-146-76t-1	(inactive)	1-13-13-0	1-13-13-0	3-47-37-0	3-25-14-0	1-7-7-0	(lnj. Res.)

OTHERS: KONRAD: 1-1-1-0 at New England (10/10); 1-3-3-0 at Buffalo (10/17); 1-2-2-0 vs. St. Louis (10/24); 1-15-15-0 at N.Y. Jets (11/1); 1-20-20t-1 vs. Arizona (11/7); 1-11-11-0 at San Francisco (11/28); 1-13-13-0 vs. Buffalo (12/5); 1-4-4-0 at Denver (12/12). **HENRY:** 3-12-7-0 vs. N.Y. Jets (10/3). **BELLAMY:** 1-8-8-0 at Baltimore (1/2/05). **KING:** 1-8-8-0 vs. Buffalo (12/5). **EASLICK:** 1-4-4-0 vs Tennessee (9/11).

2004 GAME-BY-GAME PASSING

A.J. FEELEY

DATE	OPPONENT	ATT	COM	YDS	PCT	TD	INT	LG	SKD	RATING
9/11	TENNESSEE	31	21	168	67.7	1	1	19	2	78.4
9/19	at Cincinnati	39	21	218	53.8	1	2	37	2	57.4
9/26	PITTSBURGH	27	13	137	48.1	0	2	36	3	32.5
10/3	NY JETS				(DID NOT PLAY)					
10/10	at New England	2	1	6	50.0	0	0	6	0	56.3
10/17	at Buffalo				(DID NOT PLAY)					
10/24	ST. LOUIS				(DID NOT PLAY)					
11/1	at NY Jets				(DID NOT PLAY)					
11/7	ARIZONA	15	6	129	40.0	0	1	38	1	43.5
11/21	at Seattle	45	23	229	51.1	1	2	28	4	54.8
11/28	at San Francisco	33	17	159	51.5	2	1	25t	1	72.7
12/5	BUFFALO	51	25	303	49.0	3	5	36	1	47.7
12/12	at Denver	35	17	170	48.6	1	1	21	4	60.4
12/20	NEW ENGLAND	35	22	198	62.9	1	0	21t	3	87.6
12/26	CLEVELAND	43	25	176	58.1	1	0	18t	2	75.3
1/2/05	at Baltimore				(INACTIVE)					

JAY FIEDLER

DATE	OPPONENT	ATT	COM	YDS	PCT	TD	INT	LG	SKD	RATING
9/11	TENNESSEE	13	5	42	38.5	0	2	20	1	8.0
9/19	at Cincinnati				(DID NOT PLAY)					
9/26	PITTSBURGH				(DID NOT PLAY)					
10/3	NY JETS	33	18	206	54.5	0	2	37	4	48.3
10/10	at New England	41	20	251	48.8	1	1	45	3	66.2
10/17	at Buffalo	23	12	136	52.2	1	1	24t	5	66.6
10/24	ST. LOUIS	17	13	203	76.5	2	0	71t	5	154.8
11/1	at NY Jets	41	20	218	48.8	2	2	29t	4	60.8
11/7	ARIZONA	21	12	129	57.1	1	0	30	2	91.2
11/21	at Seattle	1	1	1	100.0	0	0	1	1	79.2
11/28	at San Francisco				(INJURED RESERVE)					
12/5	BUFFALO				(INJURED RESERVE)					
12/12	at Denver				(INJURED RESERVE)					
12/20	NEW ENGLAND				(INJURED RESERVE)					
12/26	CLEVELAND				(INJURED RESERVE)					
1/2/05	at Baltimore				(INJURED RESERVE)					

SAGE ROSENFELS

DATE	OPPONENT	ATT	COM	YDS	PCT	TD	INT	LG	SKD	RATING
11/28	at San Francisco	0	0	0	0.0	0	0	0	0	0.0
12/26	CLEVELAND	1	0	0	0.0	0	0	0	0	39.6
1/2	at Baltimore	38	16	264	42.1	1	3	76t	3	42.0

OTHERS: BOOKER: 1 of 1 for 48 yards vs. St. Louis (10/24); **MORRIS:** 1 sack vs. St. Louis (10/24).

2004 GAME-BY-GAME TACKLES

Player vs.	TEN	CIN	PIT	NYJ	NE	BUF	STL	NYJ	AZ	SEA	SF	BUF	DEN	NE	CLE	BAL
Ananotu	0	1	0	1	0	NR	NR	NR	NR	NR	NR	NR	NR	NR	NR	NR
Ayanbadejo	0	0	0	0	0	0	0	0	0	0	0	0	0	7	6	7
Bell	0	0	0	0	0	0	1	0	0	0	2	2	0	IR	IR	IR
Bowens, D.	2	1	5	4	2	4	5	3	1	4	6	4	1	3	2	5
Bowens, T.	IN	IN	IN	IN	IN	3	0	IR	IR	IR	IR	IR	IR	IR	IR	IR
Bua	0	0	IN	IN	IN	IN	0	0	0	0	IN	IN	0	IR	IR	IR
Chester	6	1	IR	IR	IR	IR	IR	IR	IR	IR	IR	IR	IR	IR	IR	IR
Edwards	5	9	5	4	3	10	IN	3	6	NR	NR	NR	NR	NR	NR	NR
Flemons	PS	PS	PS	PS	PS	IN	IN	PS	1	NR	PS	PS	PS	PS	PS	PS
Freeman	0	3	0	1	1	0	4	2	0	4	2	5	5	3	5	3
Greenwood	7	3	7	4	7	9	2	9	6	7	15	11	13	11	10	12
Howard	2	IN	0	1	0	6	5	1	2	1	1	4	0	1	0	1
Jenkins	IN	NR	NR	NR	NR	NR	NR	NR	NR	NR	NR	NR	NR	0	0	0
Knight	6	5	7	8	8	5	8	12	7	8	11	4	8	9	12	9
Madison	1	2	5	2	5	5	1	4	7	4	2	8	4	2	3	5
Monds	NR	NR	NR	NR	NR	NR	NR	IN	IN	IN	IN	2	1	0	1	3
Moore	0	0	0	0	0	0	0	3	3	8	3	9	8	IN	IN	IR
Poole	2	2	5	IN	1	0	7	2	0	5	8	2	2	0	0	1
Pope	0	1	0	0	0	0	0	0	0	2	8	8	14	9	0	2
Robinson	3	4	4	3	6	1	3	3	4	3	5	6	11	4	3	6
Romero	IN	1	4	1	5	3	2	1	1	3	4	IN	4	0	2	4
Seau	9	10	10	10	10	12	2	5	IR	IR	IR	IR	IR	IR	IR	IR
Shaw	NR	NR	NR	NR	NR	NR	PS	PS	PS	1	1	4	IN	1	0	DNP
Strother	NR	NR	NR	NR	NR	NR	NR	NR	NR	NR	NR	NR	NR	NR	NR	0
Surtain	2	IN	3	7	5	7	4	6	5	12	2	4	4	4	1	5
Taylor	1	10	7	4	3	1	4	6	6	4	6	5	10	8	10	5
Thomas	19	13	12	14	11	14	12	14	11	11	1	IN	IN	IN	20	16
Williams, J.	2	3	5	2	2	2	3	4	3	3	5	2	6	2	3	5
Williams, Q.	PS	PS	PS	PS	PS	PS	PS	PS	PS	IN	0	0	0	0	0	0
Williams, R.	NR	NR	NR	PS	PS	PS	PS	PS	PS	PS	IN	0	IN	0	0	IR
Wynick	NR	3	1	0	0	0	0	0	0	1	0	0	0	0	IN	0
Zgonina	4	5	5	5	6	4	4	8	8	5	7	7	9	7	7	10

LEGEND

XX = DID NOT PLAY
IR = INJURED RESERVE
NF = NON-FOOTBALL INJURY

NR = NOT ON ROSTER
PP = PHYSICALLY UNABLE TO PERFORM
= PLAYOFF GAMES

IN = INACTIVE
PS = PRACTICE SQUAD

2004 INDIVIDUAL GAME STATUS

NAME	TEN	CIN	PIT	NYJ	NE	BUF	STL	NYJ	AZ	SEA	SF	BUF	DEN	NE	CLE	BAL
Ahanotu	PL	PL	PL	PL	PL	NR	NR	NR	NR	NR	NR	NR	NR	NR	NR	NR
Ayanbadejo	PL	PL	PL	PL	PL	PL	PL	PL	PL	PL	PL	PL	PL	ST	PL	ST
Bell	PL	PL	PL	PL	PL	PL	PL	PL	PL	PL	PL	PL	PL	IR	IR	IR
Bellamy	PS	PS	PS	PL	IN	PS	PS	PS	PS	PS	PS	PS	PS	PS	PS	PL
Booker	ST	ST	ST	ST	ST	ST	ST	ST	ST	ST	ST	ST	ST	ST	ST	IN
Bowens, D.	ST	ST	ST	ST	ST	ST	ST	ST	ST	ST	ST	ST	ST	PL	ST	ST
Bowens, T.	IN	IN	IN	IN	IN	ST	ST	IR	IR	IR	IR	IR	IR	IR	IR	IR
Brightful	PL	PL	NR	NR	NR	NR	NR	NR	NR	NR	NR	NR	NR	NR	NR	NR
Bryant	NR	NR	NR	NR	NR	PL	PL	PL	IN	NR	NR	NR	NR	NR	NR	NR
Bua	PL	PL	IN	IN	IN	IN	PL	PL	PL	PL	IN	IN	PL	IR	IR	IR
Carey	PL	PL	IN	IN	ST	ST	PL	PL	PL	PL	PL	PL	PL	PL	PL	PL
Chambers	ST	ST	ST	IN	ST	ST	ST	ST	ST	ST	ST	ST	ST	ST	ST	ST
Chester	ST	ST	IR	IR	IR	IR	IR	IR	IR	IR	IR	IR	IR	IR	IR	IR
Easlick	PL	ST	PL	NR	PS	NR	NR	NR	NR	NR	NR	NR	NR	NR	NR	NR
Edwards	ST	ST	ST	ST	ST	ST	IN	ST	ST	NR	NR	NR	NR	NR	NR	NR
Eiland	NR	NR	NR	NR	NR	NR	NR	NR	NR	NR	NR	NR	NR	IN	IN	IN
Feeley	PL	ST	ST	DNP	PL	DNP	DNP	DNP	PL	ST	ST	ST	ST	ST	ST	IN
Fiedler	ST	DNP	DNP	ST	ST	ST	ST	ST	PL	IR	IR	IR	IR	IR	IR	IR
Flemmons	PS	PS	PS	PS	PS	IN	IN	PS	PL	NR	PS	PS	PS	PS	PS	PS
Forsey	NR	NR	NR	DNP	PL	PL	PL	DNP	IN	PL	PL	NR	PL	DNP	DNP	IN
Freeman	PL	ST	PL	PL	PL	PL	ST	PL	PL	ST	ST	PL	PL	ST	ST	ST
Garrett	NR	NR	NR	NR	NR	NR	NR	NR	NR	NR	3QB	3QB	3QB	3QB	3QB	DNP
Gilmore	PL	PL	PL	ST	PL	PL	PL	PL	PL	PL	PL	PL	PL	PL	PL	PL
Gordon	PL	ST	ST	IR	IR	IR	IR	IR	IR	IR	IR	IR	IR	IR	IR	IR
Gramatica	NR	NR	NR	NR	NR	NR	NR	NR	PL	NR	NR	NR	NR	NR	NR	NR
Greenwood	ST	PL	ST	ST	ST	ST	ST	ST	ST	ST	ST	ST	ST	ST	ST	ST
Hadnot	PL	PL	DNP	PL	PL	PL	PL	PL	PL	ST	ST	ST	ST	ST	ST	ST
Henry	NR	PL	PL	ST	PL	PL	IN	IN	IN	IN	PL	PL	PS	PS	PS	PS
Howard	PL	IN	PL	PL	PL	PL	PL	PL	ST	PL	PL	PL	PL	PL	PL	PL
James	ST	ST	ST	ST	ST	ST	ST	ST	PL	IN	IN	ST	ST	ST	ST	ST
Jenkins	IN	NR	NR	NR	NR	NR	NR	NR	NR	NR	NR	NR	NR	PL	PL	PL
Jerman	IN	IN	IN	IN	IN	IN	IN	IN	PL	DNP	DNP	IN	IN	IN	IN	IN
King	NR	NR	NR	NR	NR	NR	NR	NR	PS	PS	PS	PL	IN	DNP	PL	DNP
Knight	ST	ST	ST	ST	ST	ST	ST	ST	ST	ST	ST	ST	ST	ST	ST	ST
Konrad	IN	IN	IN	PL	PL	PL	PL	PL	ST	PL	PL	PL	PL	IR	IR	IR
Lee	ST	PL	ST	PL	ST	ST	ST	PL	PL	PL	PL	ST	PL	PL	ST	ST
Lynch	NR	NR	NR	NR	NR	NR	NR	NR	NR	NR	NR	NR	NR	IN	IN	IN
Madison	ST	ST	ST	ST	ST	ST	ST	ST	ST	ST	ST	ST	ST	ST	ST	ST
Mann	NR	NR	NR	NR	NR	NR	NR	NR	NR	IN	IN	IN	IN	IN	IN	IN
Mare	PL	PL	PL	PL	DNP	IN	IN	IN	IN	PL	PL	PL	PL	PL	PL	PL
Martin	IN	NR	DNP	PL	IN	IN	IN	IN	PL	PL	PL	PL	PL	PL	PL	PL
McIntosh	IN	IN	ST	ST	ST	ST	ST	ST	ST	ST	ST	ST	ST	ST	ST	ST
McKinney	ST	ST	ST	ST	ST	ST	ST	ST	ST	ST	ST	ST	ST	ST	ST	ST
McMichael	ST	ST	ST	ST	ST	ST	ST	ST	ST	ST	ST	ST	ST	ST	ST	ST
Minor	ST	IN	IN	IN	IN	IN	PL	PL	PL	PL	ST	ST	ST	PL	PL	PL
Monds	NR	NR	NR	NR	NR	NR	NR	IN	IN	IN	IN	PL	PL	PL	PL	PL
Moore	PL	PL	PL	PL	PL	PL	PL	PL	PL	ST	ST	ST	ST	IN	IN	IR
Morris	PL	PL	IN	PL	PL	ST	ST	ST	ST	IN	IN	IN	IN	IN	ST	ST
Perry	PL	PL	PL	PL	PL	PL	PL	PL	PL	PL	PL	PL	PL	PL	PL	PL
Poole	PL	ST	PL	IN	PL	PL	PL	PL	PL	PL	PL	PL	PL	PL	PL	PL
Pope	PL	PL	PL	PL	PL	PL	PL	PL	PL	PL	PL	ST	ST	ST	PL	PL
Robinson	PL	ST	ST	ST	ST	PL	PL	PL	ST	ST	ST	ST	ST	ST	ST	ST
Romero	IN	PL	PL	PL	PL	PL	PL	PL	ST	PL	PL	IN	PL	PL	PL	PL
Rosenfels	3QB	3QB	3QB	3QB	3QB	3QB	3QB	3QB	3QB	3QB	3QB	DNP	DNP	DNP	DNP	ST
Seau	ST	ST	ST	ST	ST	ST	ST	ST	IR	IR	IR	IR	IR	IR	IR	IR
Shaw	NR	NR	NR	NR	NR	NR	PS	PS	PS	PL	PL	PL	IN	PL	PL	DNP
Smith	ST	ST	PL	PL	PL	PL	IN	IN	IN	IN	IN	IN	IN	IN	IN	IN
St. Clair	ST	ST	ST	ST	IN	IN	ST	ST	ST	ST	ST	ST	ST	ST	ST	ST
Strother	NR	NR	NR	NR	NR	NR	NR	NR	NR	NR	NR	NR	NR	NR	DNP	PL
Surtain	ST	IN	ST	ST	ST	ST	ST	ST	ST	ST	ST	ST	ST	ST	ST	ST
Taylor	ST	ST	ST	ST	ST	ST	ST	ST	ST	ST	ST	ST	ST	ST	ST	ST
Thomas	ST	ST	ST	ST	ST	ST	ST	ST	ST	ST	ST	IN	IN	IN	ST	ST
Thompson	PL	PL	PL	ST	PL	PL	PL	PL	PL	PL	PL	PL	PL	PL	PL	PL
Turk	PL	PL	PL	PL	PL	PL	PL	PL	PL	PL	PL	PL	PL	PL	PL	PL
Welker	NR	NR	PL	PL	PL	PL	PL	PL	PL	PL	PL	PL	PL	PL	PL	PL
Whitley	ST	ST	ST	ST	ST	ST	ST	ST	ST	PL	ST	PL	PL	PL	PL	PL
Williams, J.	PL	PL	PL	PL	PL	PL	PL	PL	PL	PL	PL	PL	PL	ST	PL	PL
Williams, M.	NR	NR	NR	NR	NR	NR	NR	NR	NR	IN	NR	NR	NR	NR	NR	NR
Williams, Q.	PS	PS	PS	PS	PS	PS	PS	PS	PS	IN	PL	PL	PL	PL	PL	PL
Williams, R.	NR	NR	NR	PS	PS	PS	PS	PS	PS	IN	PL	IN	PL	IR	IR	IR
Wynick	NR	PL	PL	PL	PL	PL	PL	PL	PL	PL	PL	PL	PL	PL	IN	PL
Zgonina	ST	PL	ST	ST	ST	ST	ST	ST	ST	PL	ST	ST	ST	ST	ST	ST

LEGEND

ST = STARTED XX = DID NOT PLAY PL = PLAYED PS = PRACTICE SQUAD IR = INJURED RESERVE
 PP = PHYSICALLY UNABLE TO PER IN = INACTIVE NR = NOT ON ROSTER 3Q = THIRD QUARTERBACK

2004 GAME-BY-

OFFENSE

GAME	WR	LT	LG	C	RG
TENNESSEE	Booker	Smith	James	McKinney	Whitley
at Cincinnati	Booker	Smith	James	McKinney	Whitley
PITTSBURGH	Booker	McIntosh	James	McKinney	Whitley
N.Y. JETS	Booker	McIntosh	James	McKinney	Whitley
at New England	Booker	McIntosh	James	McKinney	Whitley
at Buffalo	Booker	McIntosh	James	McKinney	Whitley
ST. LOUIS	Booker	McIntosh	James	McKinney	Whitley
at N.Y. Jets	Booker	McIntosh	James	McKinney	Whitley
ARIZONA	Booker	McIntosh	James	McKinney	Whitley
at Seattle	Booker	McIntosh	Hadnot	McKinney	Whitley
at San Francisco	Booker	McIntosh	Hadnot	McKinney	Whitley
BUFFALO	Booker	McIntosh	James	McKinney	Hadnot
at Denver	Booker	McIntosh	James	McKinney	Hadnot
NEW ENGLAND	Booker	McIntosh	James	McKinney	Hadnot
CLEVELAND	Booker	McIntosh	James	McKinney	Hadnot
at Baltimore	Gilmore	McIntosh	James	McKinney	Hadnot

DEFENSE

GAME	LE	LDT	RDT	RE	LLB
Tennessee	D. Bowens	Zgonina	Chester	Taylor	Seau
at Cincinnati	D. Bowens	Robinson	Chester	Taylor	Seau
Pittsburgh	D. Bowens	Zgonina	Robinson	Taylor	Seau
N.Y. Jets	D. Bowens	Zgonina	Robinson	Taylor	Seau
at New England	D. Bowens	Zgonina	Robinson	Taylor	Seau
at Buffalo	D. Bowens	T. Bowens	Zgonina	Taylor	Seau
St. Louis	D. Bowens	T. Bowens	Zgonina	Taylor	Seau
at N.Y. Jets	D. Bowens	Robinson	Zgonina	Taylor	Seau
Arizona	D. Bowens	Robinson	Zgonina	Taylor	Greenwood
at Seattle	D. Bowens	Robinson	Romero	Taylor	Greenwood
at San Francisco	D. Bowens	Robinson	Zgonina	Taylor	Greenwood
Buffalo	D. Bowens	Robinson	Zgonina	Taylor	Greenwood
at Denver	D. Bowens	Robinson	Zgonina	Taylor	Greenwood
New England	Williams	Robinson	Zgonina	Taylor	Greenwood
Cleveland	D. Bowens	Robinson	Zgonina	Taylor	Greenwood
at Baltimore	D. Bowens	Robinson	Zgonina	Taylor	Greenwood

GAMES PLAYED-STARTED-DID NOT PLAY-INACTIVE: Ahanotu 5-0-0-0; Ayanbadejo 16-2-0-0; Bell 13-0-0-0; Bellamy 2-0-0-1; Booker 15-15-0-1; D. Bowens 16-15-0-0; T. Bowens 2-2-0-5; Brightful 2-0-0-0; Bryant 3-0-0-1; Bua 7-0-0-6; Carey 14-2-0-2; Chambers 15-15-0-1; Chester 2-2-0-0; Easlick 3-1-0-0; Edwards 8-8-0-1; Eiland 0-0-0-3; Feeley 11-8-4-1; Fiedler 8-7-2-0; Flemmons 1-0-0-2; Forsey 6-0-4-2; Freeman 16-9-0-0; Garrett 0-0-1-5; Gilmore 16-2-0-0; Gordon 3-2-0-0; Gramatica 1-0-0-0; Greenwood 16-15-0-0; Hadnot 15-7-1-0; Henry 7-2-0-4; Howard 15-2-0-1; James 14-14-0-2; Jenkins 3-0-0-1; Jerman 1-0-1-14; King 2-0-2-1; Knight 16-16-0-0; Konrad 10-1-0-3; Lee 16-10-0-0; Lynch 0-0-0-3; Madison 16-16-0-0; Mann 0-0-0-7; Mare 11-0-1-4; Martin 9-1-1-5; McIntosh 14-14-0-2; McKinney 16-16-0-0; McMichael 16-16-0-0; Minor 11-4-0-5; Monds 5-0-0-4; Moore 13-4-0-2; Morris 13-8-0-3; Perry 16-0-0-0; Poole 15-1-0-1; Pope 16-3-0-0; Robinson 16-13-0-0; Romero 14-1-0-2; Rosenfels 3-1-3-10; Seau 8-8-0-0; Shaw 5-0-1-1; Smith 6-2-0-10; St. Clair 14-14-0-2; Strother 1-0-1-0; Surtain 15-15-0-1; Taylor 16-16-0-0; Thomas 13-13-0-3; Thompson 16-3-0-0; Turk 16-0-0-0; Welker 14-0-0-0; Whitley 16-11-0-0; J. Williams 16-1-0-0; M. Williams 0-0-0-1; Q. Williams 6-0-0-1; R. Williams 2-0-0-2; Wyrick 14-0-0-1; Zgonina 16-14-0-0

GAME STARTERS

RT	TE	WR	QB	RB	FB/WR/TE
St.Clair	McMichael	Chambers	Fiedler	Minor	Lee-TE
St.Clair	McMichael	Chambers	Feeley	Gordon	Easlick-FB
St.Clair	McMichael	Chambers	Feeley	Gordon	Lee-TE
St.Clair	McMichael	Gillmore	Fiedler	Henry	Thompson - WR
Carey	McMichael	Chambers	Fiedler	Henry	Lee-TE
Carey	McMichael	Chambers	Fiedler	Morris	Lee-TE
St.Clair	McMichael	Chambers	Fiedler	Morris	Lee-TE
St.Clair	McMichael	Chambers	Fiedler	Morris	Lee-TE
St.Clair	McMichael	Chambers	Fiedler	Morris	Thompson-WR
St.Clair	McMichael	Chambers	Feeley	Morris	Konrad-FB
St.Clair	McMichael	Chambers	Feeley	Minor	Lee-TE
St.Clair	McMichael	Chambers	Feeley	Minor	Thompson-WR
St.Clair	McMichael	Chambers	Feeley	Minor	Lee-TE
St.Clair	McMichael	Chambers	Feeley	Morris	Martin-FB
St.Clair	McMichael	Chambers	Feeley	Morris	Lee-TE
St.Clair	McMichael	Chambers	Rosenfels	Morris	Lee-TE

MLB	RLB	LCB	RCB	SS	FS
Thomas	Greenwood	Surtain	Madison	Knight	Edwards
Thomas	Freeman-S	Madison	Poole	Knight	Edwards
Thomas	Greenwood	Surtain	Madison	Knight	Edwards
Thomas	Greenwood	Surtain	Madison	Knight	Edwards
Thomas	Greenwood	Surtain	Madison	Knight	Edwards
Thomas	Greenwood	Surtain	Madison	Knight	Freeman
Thomas	Greenwood	Surtain	Madison	Knight	Edwards
Thomas	Howard - CB	Surtain	Madison	Knight	Edwards
Thomas	Moore	Surtain	Madison	Knight	Freeman
Thomas	Moore	Surtain	Madison	Knight	Freeman
Pope	Moore	Surtain	Madison	Knight	Freeman
Pope	Moore	Surtain	Madison	Knight	Freeman
Pope	Ayanbadejo	Surtain	Madison	Knight	Freeman
Thomas	Howard - CB	Surtain	Madison	Knight	Freeman
Thomas	Ayanbadejo	Surtain	Madison	Knight	Freeman

INACTIVES: TENNESSEE: T. Bowens, Jenkins, Jerman, Konrad, Martin, McIntosh, Romero, Rosenfels. **CINCINNATI:** T. Bowens, Howard, Jerman, Konrad, McIntosh, Minor, Surtain, Rosenfels. **PITTSBURGH:** T. Bowens, Bua, Carey, Jerman, Konrad, Minor, Morris, Rosenfels. **NEW YORK JETS:** T. Bowens, Bua, Carey, Chambers, Jerman, Minor, Poole, Rosenfels. **NEW ENGLAND:** Bellamy, T. Bowens, Bua, Jerman, Martin, Minor, Rosenfels, St. Clair. **BUFFALO:** Bua, Flemons, Jerman, Mare, Martin, Minor, Rosenfels, St. Clair. **ST. LOUIS:** Henry, Flemons, Edwards, Jerman, Mare, Martin, Rosenfels, Smith. **NEW YORK JETS:** Henry, Jerman, Mare, Martin, Monds, Smith, Rosenfels. **ARIZONA:** Bryant, Forsey, Henry, Jerman, Mare, Monds, Smith, Rosenfels. **SEATTLE:** Henry, James, Mann, Monds, Rosenfels, Smith, M.Williams, Q.Williams. **SAN FRANCISCO:** Bua, Garrett, James, Mann, Monds, Morris, Smith, R. Williams. **BUFFALO:** Bua, Garrett, Jerman, Mann, Morris, Romero, Smith, Thomas. **DENVER:** Garrett, Jerman, King, Mann, Shaw, Smith, Thomas, R. Williams. **NEW ENGLAND:** Eiland, Garrett, Jerman, Lynch, Mann, Moore, Smith, Thomas. **CLEVELAND:** Eiland, Garrett, Jerman, Lynch, Mann, Moore, Smith, Wyrick. **BALTIMORE:** Booker, Eiland, Feeley, Forsey, Jerman, Lynch, Mann, Smith.

2004 GAME-BY-GAME SUMMARIES

GAME 1

TITANS 17, DOLPHINS 7
September 11, 2004

Pro Player Stadium
Miami, FL

In a game that was moved up to Saturday because of the threat of Hurricane Ivan, the Dolphins dropped their second straight season opener for the first time since 1988-89. It also marked the first time in franchise history that they lost two home openers in a row. The Titans had an opportunity to score first with just more than five minutes to play in the first quarter, but Aaron Elling's 33-yard field goal attempt following a 14-play, 65-yard drive, sailed wide left. The Dolphins were at the Titans' 20 midway through the second quarter, but that threat was thwarted when Samari Rolle intercepted a Jay Fiedler pass in the end zone. The Titans finally tallied the first points of the game with 1:49 to play in the opening half when Steve McNair found Erron Kinney in the back of the end zone for a one-yard TD pass. The score came four plays after Andre Dyson picked off a Fiedler pass and returned it 11 yards to the Titans' 46, and three plays following a 52-yard run by Chris Brown to the Dolphins' 1. On the snap prior to the touchdown, the Dolphins were called for pass interference after it appeared as though they had stopped the Titans on third-and-goal from the four-yard line. The Dolphins missed a chance to put their first points on the board following the initial series of the second half when Olindo Mare's 46-yard field goal attempt went wide right. A.J. Feeley opened at quarterback to start the half and completed five of six passes for 35 yards. On the play following Mare's miss, Larry Chester stripped the ball from Antowain Smith, and Junior Seau recovered at the Titans' 40, but the Dolphins could not capitalize on their lone turnover of the game. Tennessee added to its lead with 2:26 remaining in the third quarter when Lamont Thompson intercepted a Feeley pass and went 37 yards for a touchdown. Elling converted his only field goal of the game, from 22 yards out with 6:48 to play, as it capped a 12-play, 75-yard drive that used 8:04 of the clock. The Dolphins responded with their only scoring drive of the game as Feeley led a 13-play, 83-yard drive that culminated with a 15-yard TD pass to Randy McMichael with 3:22 remaining. The Dolphins recovered the ensuing onside kick, but were called for offsides.

TENNESSEE	0	7	7	3	-	17
MIAMI	0	0	0	7	-	7

TEAM	SCORE	DRIVE		QTR	CLOCK
		(Plays/Yards/Time)			
TEN	Kinney 1 pass from McNair (Elling kick)	4/54/2:06		2	1:49
TEN	Thompson 37 interception return (Elling kick)			3	2:26
TEN	Elling 22 field goal	12/75/8:04		4	6:48
MIA	McMichael 15 pass from Feeley (Mare kick)	13/83/3:26		4	3:22

ATT. — 69,987

	TENNESSEE	MIAMI
First Downs/Total-Rush-Pass-Penalty	15/6-6-3	14/2-11-1
Third Down Efficiency	4-12/33.3	6-17/35.3
Total Yards-Plays-Average	243-52-4.7	263-67-3.9
Rushes-Yards-Average	36-182-5.1	20-65-3.3
Net Yards Passing-Sacked-Yards Lost	61-2-12	198-3-12
Passes Attempted-Completed-Intercepted	14-9-0	44-26-3
Punts/Number-Average	6-45.3	5-43.0
Penalties/Number-Yards	7-55	13-71
Fumbles/Number-Lost	4-1	2-0
Time of Possession	30:29	29:31

INDIVIDUAL STATISTICS

RUSHING — Tennessee: Brown 16-100; Smith 11-40; Holcombe 7-31; McNair 2-11.

Miami: Gordon 12-32; Minor 5-25; Chambers 1-6; Morris 1-2; Fiedler 1-0.

PASSING — Tennessee: McNair 14-9-0, 73 yards, 1 TD.

Miami: Fiedler 13-5-2, 42 yards; Feeley 31-21-1, 168 yards, 1 TD.

RECEIVING — Tennessee: Mason 3-51; Bennett 3-15; Brown 1-5; Kinney 1-1, 1 TD; Smith 1-1.

Miami: McMichael 8-79, 1 TD; Chambers 6-35; Gordon 5-30; Booker 4-36; Minor 1-20; Morris 1-6; Eastlick 1-4.

INTERCEPTIONS — Tennessee: Thompson 1-37 yards, 1 TD; Dyson 1-11 yards; Rolle 1-0 yards.

Miami: None.

SACKS — Tennessee: Long 1; Odom 1; Starks 1.

Miami: Seau 1; J. Williams 1.

MISSED FIELD GOALS — Tennessee: Elling 33(WL).

Miami: Mare 46(WR).

GAME 2

BENGALS 16, DOLPHINS 13
September 19, 2004

Paul Brown Stadium
Cincinnati, Ohio

The Dolphins fell to 0-2 for the first time since 1988 as they had their nine-game winning streak over the Bengals snapped in a Sunday night game. Cincinnati missed a chance to strike first when Shayne Graham missed wide right on a 38-yard field goal attempt, six plays after Matt Schobel recovered a Lamont Brightful fumble on a punt return at the Dolphins' 48. Olindo Mare gave the Dolphins a 3-0 advantage with a 43-yard field goal, 2:21 into the second quarter. The Dolphins started the seven-play, 24-yard drive at the Bengals' 49 after pinning Cincinnati deep in its own territory. The key play was a 19-yard completion from A.J. Feeley to Chris Chambers on third-and-5 from the 44. The Dolphins had the ball at the Bengals' 19 late in the second quarter, but Tory James picked off a Feeley pass. The Bengals claimed their first lead of the night 2:59 into the second half when Brian Simmons intercepted a Feeley pass and returned it 50 yards for a touchdown. Cincinnati went up by seven points less than seven minutes later when Graham converted on a 48-yard field goal. Graham hit on his second field goal in as many series with 13 seconds to play in the third quarter when he connected from 36 yards out. The Dolphins finally crossed the goal line with 3:39 to play in the game when Chambers caught a Feeley pass from four yards away in the back of the end zone that was first tipped by Cincinnati's Duane Clemons. The score occurred after consecutive completions by Feeley of 20 yards to Lamar Gordon and 29 yards to Randy McMichael. After forcing the Bengals into a three-and-out, the Dolphins got the ball back at the Bengals' 31 following a 36-yard punt return by Brightful. The Dolphins could only muster two yards in three plays, though, but Mare's 47-yard field goal with 1:53 to play split the uprights as the Dolphins drew even. Cincinnati started the game's final drive at their own 20, and moved 59 yards in ten plays, setting up Graham's game-winning 39-yard field goal with two seconds left on the clock. Three plays prior to the score, Carson Palmer hit Chad Johnson for a 20-yard completion to the Dolphins' 30.

MIAMI	0	3	0	10	-	13
CINCINNATI	0	0	13	3	-	16

TEAM	SCORE	DRIVE (Plays/Yards/Time)	QTR	CLOCK TIME
MIA	Mare 43 field goal	7/24/2:10	2	12:39
CIN	Simmons 50 interception return (Graham kick)		3	12:01
CIN	Graham 48 field goal	8/14/2:56	3	5:11
CIN	Graham 36 field goal	7/29/3:31	3	0:13
MIA	Chambers 4 pass from Feeley (Mare kick)	4/53/1:18	4	3:39
MIA	Mare 47 field goal	4/20/4:1	4	1:53
CIN	Graham 39 field goal	10/59/1:51	4	0:02

ATT. - 65,705

	MIAMI	CINCINNATI
First Downs/Total-Rush-Pass-Penalty	11/0-11-0	12/4-8-0
Third Down Efficiency	3-16/18.8	5-19/26.3
Total Yards-Plays-Average	226-61-3.7	210-72-2.9
Rushes-Yards-Average	20-25-1.3	29-94-3.2
Net Yards Passing-Sacked-Yards Lost	201-2-17	116-5-31
Passes Attempted-Completed-Intercepted	39-21-2	38-21-1
Punts/Number-Average	10-40.0	10-41.8
Penalties/Number-Yards	8-69	3-19
Fumbles/Number-Lost	4-1	0-0
Time of Possession	28:33	31:27

INDIVIDUAL STATISTICS

RUSHING - Miami: Gordon 19-22; Feeley 1-3.

Cincinnati: R. Johnson 22-67; Houshmandzadeh 1-11; Watson 4-9; Warrick 1-6; J. Johnson 1-1.

PASSING - Miami: Feeley 39-21-2, 218 yards, 1 TD.

Cincinnati: Palmer 38-21-1, 147 yards.

RECEIVING - Miami: Gordon 8-44; McMichael 6-93; Chambers 5-69, 1 TD; Thompson 1-7; Booker 1-5.

Cincinnati: Warrick 6-51; Schobel 4-12; C. Johnson 3-45; Watson 3-6; Stewart 2-17; Houshmandzadeh 1-13; R. Johnson 1-4; Kelly 1-(-1).

INTERCEPTIONS - Miami: Taylor 1-(-3) yards.

Cincinnati: Simmons 1-50 yards, 1 TD; James 1-0 yards;

SACKS - Miami: Ahanotu 1; Edwards 1; Romero 1; Taylor 1; Thomas 1.

Cincinnati: Smith 1; Webster 1.

MISSED FIELD GOALS - Miami: None.

Cincinnati: Graham 38(WR).

GAME 3

STEELERS 13, DOLPHINS 3
September 26, 2004

Pro Player Stadium
Miami, FL

The Dolphins fell to 0-3 for the fourth time in franchise history and the first since 1969. It was a game that was moved to an 8:30 p.m. starting time from 1:00 p.m. because of Hurricane Jeanne. Only three points were scored in a first half that was played mostly through a monsoon. The Dolphins turned the ball over on each of their first three possessions of the game, two off interceptions. The Steelers got on the board first with a Jeff Reed 40-yard field goal, 6:51 into the contest. The score came four plays following a 42-yard completion from Ben Roethlisberger to Plaxico Burress, putting the Steelers at the Dolphins' 25. Pittsburgh started the scoring drive at their own 20 after Ike Taylor intercepted an A.J. Feeley pass, the second turnover in as many offensive series for the Dolphins to open the game. The Steelers missed a chance to expand their lead when Reed missed wide right on a 44-yard field goal attempt out of the hold on flooded infield dirt. Reed missed wide left on a 45-yard attempt with two seconds to play in the first half, five plays after the Steelers had taken over at midfield with 1:38 remaining when a deflected punt traveled just 10 yards. Reed gave the Steelers a six-point advantage with a 51-yard field goal 6:58 into the second half, six plays after Feeley was stopped for no gain on fourth-and-1 from the Dolphins' 47. The Dolphins posted their first points of the night 1:35 into the fourth quarter when Olindo Mare capped a 13-play, 44-yard drive with a 34-yard field goal. The lone touchdown of the night occurred with 6:16 to play in the game when Ben Roethlisberger threaded a seven-yard TD pass to Hines Ward, culminating a seven-play, 61-yard drive in which Roethlisberger completed four of his five attempts, totaling 48 yards. Two of his completions converted third downs.

PITTSBURGH	3	0	3	7	-	13
MIAMI	0	0	0	3	-	3

TEAM	SCORE	DRIVE (Plays/Yards/Time)	QTR	CLOCK TIME
PIT	Reed 40 field goal	8/58/4:07	1	8:09
PIT	Reed 51 field goal	6/14/2:18	3	8:02
MIA	Mare 34 field goal	13/44/5:30	4	13:25
PIT	Ward 7 pass from Roethlisberger (Reed kick)	7/61/4:08	4	6:16

ATT. - 72,225

	PITTSBURGH	MIAMI
First Downs/Total-Rush-Pass-Penalty	15/5-8-2	13/4-7-2
Third Down Efficiency	5-16/31.3	3-11/27.3
Total Yards-Plays-Average	314-61-5.1	169-59-2.9
Rushes-Yards-Average	38-153-4.0	29-52-1.8
Net Yards Passing-Sacked-Yards Lost	161-1-2	117-3-20
Passes Attempted-Completed-Intercepted	22-12-1	27-13-2
Punts/Number-Average	6-44.8	6-38.2
Penalties/Number-Yards	11-103	6-33
Fumbles/Number-Lost	0-0	5-2
Time of Possession	34:11	25:49

INDIVIDUAL STATISTICS

RUSHING - Pittsburgh: Staley 22-101; Haynes 7-34; Bettis 7-12; Randle-El 1-4; Roethlisberger 1-2.

Miami: Henry 21-41; Gordon 4-10; Feeley 4-1.

PASSING - Pittsburgh: Roethlisberger 22-12-1, 163 yards, 1 TD.

Miami: Feeley 27-13-2, 137 yards.

RECEIVING - Pittsburgh: Ward 9-96, 1 TD; Burress 2-60; Randle-El 1-7.

Miami: McMichael 5-51; Lee 3-16; Thompson 2-47; Chambers 2-15; Booker 1-8.

INTERCEPTIONS - Pittsburgh: Polamalu 1-14 yards; Townsend 1-0 yards.

Miami: Surtain 1-0 yards.

SACKS - Pittsburgh: Porter 1, Townsend 1; TEAM 1.

Miami: Zgonina 1.

MISSED FIELD GOALS - Pittsburgh: Reed 44(WR); 45(WL).

Miami: None.

GAME 4

JETS 17, DOLPHINS 9
October 3, 2004

Pro Player Stadium
Miami, FL

The Jets snapped the Dolphins' two-game winning streak in this series as well as Miami's two-game home winning streak over the Jets. New York took a 7-0 lead with 3:55 to play in the first quarter on a Curtis Martin one-yard run on third-and-goal. The six-play, 43-yard drive began following a 24-yard punt return by Santana Moss. The drive was aided by a 15-yard face-mask penalty on the Dolphins. Wes Welker returned the ensuing kickoff 35 yards to the Dolphins' 42, leading to an 11-play, 40-yard drive that ended with an Olindo Mare 36-yard field goal, 2:07 into the second quarter. Mare accounted for his second field goal in as many series,

this one from 37 yards out, midway through the second quarter, capping a six-play, 77-yard drive that started at the Dolphins' 4. The key play was a 53-yard run by Leonard Henry on the drive's first snap from scrimmage. The Jets regained a four-point advantage 2:10 before the half when Doug Brien converted a 53-yard field goal. The Dolphins got to within one point of the lead once again, five seconds prior to the half when Mare connected on a 23-yard field goal. The score was set up four plays earlier when Arturo Freeman intercepted a Chad Pennington pass and returned it 47 yards to the Jets' 7. The Dolphins had the ball in the Jets' end of the field on the initial series of the second half, but Donnie Abraham picked off a Jay Fiedler pass and went 62 yards for a touchdown, 2:50 into half. The Dolphins made it past the midfield stripe on two of their next three possessions, but one ended on downs while another drive was thwarted on an interception.

N.Y. JETS	7	3	7	0	-	17
MIAMI	0	9	0	0	-	9

TEAM	SCORE	DRIVE		CLOCK	
		(Plays/Yards/Time)	QTR	TIME	
NYJ	Martin 1 run (Brien kick)	6/43/3:30	1	3:55	
MIA	Mare 36 field goal	11/40/6:02	2	12:53	
MIA	Mare 37 field goal	6/77/2:32	2	7:40	
NYJ	Brien 53 field goal	9/45/5:30	2	2:10	
MIA	Mare 23 field goal	4/2/1:03	2	0:05	
NYJ	Abraham 66 interception return (Brien kick)		3	12:10	

ATT. – 73,157

	N.Y. JETS	MIAMI
First Downs/Total-Rush-Pass-Penalty	16/8-6-2	13/2-10-1
Third Down Efficiency	1-11/9.1	3-12/25.0
Total Yards-Plays-Average	235-58-4.1	293-58-5.1
Rushes-Yards-Average	31-110-3.5	21-97-4.6
Net Yards Passing-Sacked-Yards Lost	125-3-18	196-4-10
Passes Attempted-Completed-Intercepted	24-14-1	33-18-2
Punts/Number-Average	8-39.3	5-44.8
Penalties/Number-Yards	4-35	4-30
Fumbles/Number-Lost	1-0	2-2
Time of Possession	32:17	27:43

INDIVIDUAL STATISTICS

RUSHING – New York: Martin 24-110, 1 TD; Pennington 6-3; McCareins 1-(-3).

Miami: Henry 18-85; Fiedler 2-13; Morris 1-(-1).

PASSING – New York: Pennington 24-14-1, 143 yards.

Miami: Fiedler 33-18-2, 206 yards.

RECEIVING – New York: Martin 4-31; Chrebet 3-48; Sowell 3-18; Moss 1-17; Baker 1-15; McCareins 1-14; Becht 1-0.

Miami: McMichael 5-51; Booker 4-46; Gilmore 3-57; Henry 3-12; Lee 2-15; Thompson 1-25.

INTERCEPTIONS – New York: D. Abraham 1-66 yards, 1 TD; Hobson 1-2 yards.

Miami: Freeman 1-47 yards.

SACKS – New York: J. Abraham 2; Barton 1; Ferguson 1.

Miami: D. Bowens 1; Taylor 1; Zgonina 1.

MISSIED FIELD GOALS – New York: None.

Miami: None.

GAME 5

PATRIOTS 24, DOLPHINS 10
October 10, 2004

Gillette Stadium
Foxboro, MA

The Dolphins dropped their fourth decision in a row to the Patriots as New England notched its NFL-record 19th straight victory. The Patriots took a 7-0 lead with 6:31 to play in the first quarter on a one-yard TD pass from Tom Brady to Daniel Graham. New England embarked on the seven-play, 30-yard scoring drive after Randall Gay intercepted a Jay Fiedler pass and returned it 10 yards. New England was aided by a 14-yard roughing the passer penalty on the Dolphins. The Patriots added to their lead 1:27 into the second quarter when Adam Vinatieri connected on a 40-yard field goal, capping a 10-play, 42-yard drive. The key play was a 28-yard completion from Brady to David Patten on third-and-13, putting the Patriots at the Dolphins' 26. New England had a chance to tack on three more points, but Vinatieri's 47-yard field goal attempt 5:41 into the second quarter missed wide right. The Dolphins notched their first points of the game with 5:16 to play in the opening half when Fiedler found Chris Chambers in the end zone for a 10-yard TD pass on third-and-2. The score culminated a seven-play, 63-yard drive in which Brock Forsey rushed for 32 yards on seven carries. Wide receiver Wes Welker, filling in for an injured Olindo Mare (calf), tacked on the extra point, the first time in Dolphins history a non-kicker scored via a field goal or extra point. The Patriots regained their 10-point advantage with 36 seconds to play in the half when Brady combined with David Givens for a 5-yard TD pass. The six play drive began at the Dolphins' 46 after punter Matt Turk's run on fourth-and-7 was short of the first down marker. The Patriots took a commanding 17-point lead with 8:26 to play in the third quarter

on a one-yard TD run by Rabih Abdullah. The six play scoring drive started at the Dolphins' 48 after Dexter Reid recovered a Fiedler fumble. The key play was a 36-yard run by Corey Dillon on third-and-2, putting the Patriots at the Dolphins' 4. The Dolphins were called for pass interference in the end zone on the play prior to the score, on third-and-goal from the two-yard line. Welker came on to convert his first professional field goal, with 1:58 to play in the third quarter, when he connected from 29 yards out, capping a 12-play, 51-yard drive that used 6:28 of the clock. The Dolphins penetrated deep into Patriots territory on each of their final three possessions of the game, but were turned away on downs all three times.

MIAMI		0	7	3	0	–	10
NEW ENGLAND		7	10	7	0	–	24

TEAM	SCORE	DRIVE		QTR	CLOCK
		(Plays/Yards/Time)			
NE	Graham 1 pass from Brady (Vinatieri kick)	7/30/3:30		1	6:31
NE	Vinatieri 40 field goal	10/42/4:40		2	13:33
MIA	Chambers 10 pass from Fiedler (Welker kick)	7/63/4:03		2	5:16
NE	Givens 5 pass from Brady (Vinatieri kick)	6/46/2:39		2	0:36
NE	Abdullah 1 run (Vinatieri kick)	6/48/3:18		3	8:26
MIA	Welker 29 field goal	12/51/6:28		3	1:58

ATT. – 68,756

	MIAMI	NEW ENGLAND
First Downs/Total-Rush-Pass-Penalty	18/2-12-4	14/3-7-4
Third Down Efficiency	7-19/36.8	4-14/28.6
Total Yards-Plays-Average	295-72-4.1	204-58-3.5
Rushes-Yards-Average	26-67-2.6	38-135-3.6
Net Yards Passing-Sacked-Yards Lost	228-3-29	69-1-7
Passes Attempted-Completed-Intercepted	43-21-1	19-7-1
Punts/Number-Average	3-40.0	5-43.2
Penalties/Number-Yards	12-86	7-55
Fumbles/Number-Lost	3-1	0-0
Time of Possession	31:02	28:58

INDIVIDUAL STATISTICS

RUSHING – Miami: Forsey 13-44; Henry 5-10; Morris 3-7; Fiedler 3-6; Turk 1-3; Chambers 1-(-3).
New England: Dillon 18-94; Pass 10-37; Abdullah 5-4,1 TD; Faulk 1-1; Brady 4-(-1).
PASSING – Miami: Fiedler 41-20-1, 251 yards, 1 TD; Feeley 2-1-0, 6 yards.
New England: Brady 19-7-1, 76 yards, 2 TDs.
RECEIVING – Miami: Booker 7-123; Chambers 6-37, 1 TD; McMichael 4-62; Thompson 2-23; Gilmore 1-11; Konrad 1-1.
New England: Givens 4-33, 1 TD; Patten 1-28; Faulk 1-14; Graham 1-1, 1 TD.
INTERCEPTIONS – Miami: Surtain 1-0 yards.
New England: Gay 1-10 yards.
SACKS – Miami: Romero 1.
New England: Harrison 1; Seymour 1; Wilfork 1.
MISSED FIELD GOALS – Miami: None.
New England: Vinatieri 47(WR).

GAME 6

BILLS 20, DOLPHINS 13
October 17, 2004

Ralph Wilson Stadium
Orchard Park, New York

The Dolphins had their two-game winning streak over the Bills snapped in a game that was played with winds gusting up to 25 mph. The Bills took a 7-0 lead 6:45 into the game when Takeo Spikes picked off a Jay Fiedler pass and went 11 yards for a touchdown. The Dolphins got on the board when Matt Bryant booted a 47-yard field goal, 2:11 into the second quarter, capping a 12-play, 51-yard drive that used 6:22 of the clock. Sammy Morris rushed for 28 yards on the march, while also coming up with a key 24-yard reception on third-and-7 from the Dolphins' 23. Buffalo had a chance to add to its lead, but Rian Lindell's 43-yard field goal attempt into the wind with 7:12 to play in the opening half was off the mark. The Dolphins took their first lead since the third quarter of the second game of the season when Fiedler found Derrius Thompson in the end zone for a 24-yard touchdown, 52 seconds prior to the half. The score culminated a six-play, 54-yard drive that used just 1:15 of the clock. Morris totaled 19 yards rushing on two carries covering the first two plays of the drive. The Bills took the ball on the opening series of the second half and moved 46 yards on nine plays, en route to a 43-yard field goal by Lindell. The key play was an illegal contact penalty on the Dolphins on third-and-4 from the Dolphins' 36. After forcing the Dolphins into a three-and-out, the Bills regained the lead less than four minutes later when they moved 37 yards in four plays on their way to a five-yard TD pass from Drew Bledsoe to Mark Campbell. Two plays prior to the score, Bledsoe hit Eric Moulds for a 30-yard strike to the Dolphins' 7. Miami answered with a 15-play, 57-yard drive that used 7:46 of the clock and ended with a 28-yard field goal by Bryant. The Dolphins had a first-and-goal from the one, but Buffalo came up with two

sacks over the next three plays. The Bills responded with a 14-play, 72-yard drive that used 7:00 of the clock and ended with a 20-yard field goal by Lindell into the fierce wind, with 7:57 remaining in the game. The Dolphins' defense came up big, however, after Buffalo had a first-and-goal from the one-yard line. The Bills converted a pair of third downs on their scoring march, including a 20-yard completion from Bledsoe to Lee Evans on third-and-9 from midfield, and a 13-yard run by Willis McGahee on third-and-6 from the Dolphins' 15. The Bills forced the Dolphins into another three-and-out on the ensuing series, and got the ball back at their own 6 with 6:22 to play in the game. On the strength of 46 yards rushing on six attempts by McGahee, the Bills were able to run out the clock, as they chewed up 93 yards after starting at their own 6.

MIAMI	0	10	0	3	–	13
BUFFALO	7	0	10	3	–	20

TEAM	SCORE	DRIVE (Plays/Yards/Time)	QTR	CLOCK TIME
BUF	Spikes 11 interception return (Lindell kick)		1	8:15
MIA	Bryant 47 field goal	12/51/6:45	2	12:49
MIA	Thompson 24 pass from Fiedler (Bryant kick)	6/54/1:15	2	0:52
BUF	Lindell 43 field goal	9/46/3:42	3	11:18
BUF	Campbell 5 pass from Bledsoe (Lindell kick)	4/37/1:29	3	7:43
MIA	Bryant 28 field goal	15/57/7:46	4	0:03
BUF	Lindell 20 field goal	14/72/7:00	4	7:57

ATT. – 72,714

	MIAMI	BUFFALO
First Downs/Total-Rush-Pass-Penalty	14/5-7-2	18/4-12-2
Third Down Efficiency	5-12/41.7	5-13/38.5
Total Yards-Plays-Average	212-53-4.0	341-60-5.7
Rushes-Yards-Average	25-111-4.4	31-137-4.4
Net Yards Passing-Sacked-Yards Lost	101-5-35	204-1-8
Passes Attempted-Completed-Intercepted	23-12-1	28-15-0
Punts/Number-Average	5-37.4	3-53.0
Penalties/Number-Yards	3-21	7-60
Fumbles/Number-Lost	4-0	0-0
Time of Possession	28:00	32:00

INDIVIDUAL STATISTICS

RUSHING – Miami: Morris 18-91; Fiedler 1-10; Forsey 5-7; Chambers 1-3.

Buffalo: McGahee 26-111; Burns 4-22; Moulds 1-4.

PASSING – Miami: Fiedler 23-12-1, 136 yards.

Buffalo: Bledsoe 28-15-0, 212 yards, 1 TD.

RECEIVING – Miami: McMichael 3-34; Chambers 3-23; Morris 2-28; Thompson 1-24, 1 TD; Lee 1-14;

Booker 1-10; Konrad 1-3.

Buffalo: Moulds 5-99; Campbell 4-36; McGahee 3-31; Evans 2-32; Reed 1-14.

INTERCEPTIONS – Miami: None.

Buffalo: Spikes 1-11 yards, 1 TD.

SACKS – Miami: D. Bowens 1.

Buffalo: Schobel 2.5; Edwards 2; P. Williams 0.5.

MISSED FIELD GOALS – Miami: None.

Buffalo: Lindell 43(S).

GAME 7

DOLPHINS 31, RAMS 14
October 24, 2004

Pro Player Stadium
Miami, FL

The Dolphins recorded their first win of 2004 on the strength of 17 fourth-quarter points. They also did not commit any turnovers for the first time in their last 23 games. The Dolphins struck for their initial first-quarter touchdown of the season with 7:29 to play in the opening period when Sammy Morris scored from eight yards out, which also represented the Dolphins' first rushing touchdown of the year. The score came one play after Marty Booker connected with Chris Chambers for a 48-yard completion. The Rams tied the game on their fourth series, with 5:19 to play in the first half, when Marc Bulger went up the middle for a 15-yard touchdown run on fourth-and-1. The score capped a 14-play, 80-yard drive that used 7:29 of the clock. The Rams converted a pair of third downs on the march, one on a Dolphins penalty. The Dolphins regained their lead with 22 seconds to play in the first half when Jay Fiedler hit Randy McMichael for a 42-yard TD pass on third-and-28. The Dolphins had gained possession at the Rams' 47 after Bryan Gilmore took a handoff from Wes Welker on a kickoff return and raced 53 yards. On the play prior to the touchdown, the Rams had stopped the Dolphins on third-and-18 from the 32. The Dolphins were called for holding, and the Rams chose to accept the penalty rather than put the Dolphins in a fourth down situation. The Rams had a first-and-goal from the nine on their first possession of the second half, but Sammy Knight intercepted a Bulger pass in the end zone to thwart the threat. The Dolphins opened a 14-point advantage 39 seconds into the fourth quarter when

Travis Minor scored from 13 yards out, culminating a five-play, 48-yard drive which included a 15-yard unnecessary roughness penalty on St. Louis. The Dolphins added to their lead with 8:47 to play in the game when Matt Bryant's 43-yard field goal capped an eight-play, 24-yard drive that started at the Rams' 49 following a 20-yard punt return by Welker. The Rams posted their first points since the second quarter with 4:51 to play in the game when Bulger connected with Shaun McDonald for a 15-yard scoring pass, one play after Marshall Faulk picked up six yards on fourth-and-five. The drive which covered 78 yards in ten plays, saw Bulger complete four of seven passes, totaling 85 yards. The Dolphins then put the game out of reach three plays later when Fiedler hit Chris Chambers for a 71-yard touchdown strike on third-and-seven.

ST. LOUIS	0	7	0	7	-	14
MIAMI	7	7	0	17	-	31

TEAM	SCORE	DRIVE		QTR	CLOCK
		(Plays/Yards/Time)			
MIA	Morris 8 run (Bryant kick)	4/69/2:00	1	7:29	
STL	Bulger 15 run (Wilkins kick)	14/80/7:29	2	5:19	
MIA	McMichael 42 pass from Fiedler (Bryant kick)	7/47/4:57	2	0:22	
MIA	Minor 13 run (Bryant kick)	5/48/1:20	4	14:21	
MIA	Bryant 43 field goal	8/24/3:40	4	8:47	
STL	McDonald 15 pass from Bulger (Wilkins kick)	10/78/3:56	4	4:51	
MIA	Chambers 71 pass from Fiedler (Bryant kick)	3/74/0:27	4	4:24	

ATT. – 72,945

	ST. LOUIS	MIAMI
First Downs/Total-Rush-Pass-Penalty	20/6-13-1	19/8-9-2
Third Down Efficiency	2-13/15.4	7-13/53.8
Total Yards-Plays-Average	372-62-6.0	323-58-5.6
Rushes-Yards-Average	19-103-5.4	34-117-3.4
Net Yards Passing-Sacked-Yards Lost	269-3-26	206-6-45
Passes Attempted-Completed-Intercepted	40-23-1	18-14-0
Punts/Number-Average	5-38.0	4-45.0
Penalties/Number-Yards	7-63	4-37
Fumbles/Number-Lost	0-0	1-0
Time of Possession	29:01	30:59

INDIVIDUAL STATISTICS

RUSHING – St. Louis: Faulk 12-61; Jackson 6-27; Bulger 1-15, 1 TD.

Miami: Morris 28-83, 1 TD; Minor 3-21, 1 TD; Chambers 1-15; Fiedler 2-(-2).

PASSING – St. Louis: Bulger 39-23-1, 295 yards, 1 TD; Bruce 1-0-0.

Miami: Fiedler 17-13-0, 203 yards, 2 TDs; Booker 1-1-0, 48 yards; Morris 0-0-0.

RECEIVING – St. Louis: Faulk 8-74; Bruce 5-98; McDonald 4-77, 1 TD; Jackson 2-18; Goodspeed 1-10; Looker 1-9; Cleeland 1-5; Holt 1-4.

Miami: McMichael 4-78, 1 TD; Chambers 3-128, 1 TD; Booker 3-35; Morris 3-8; Konrad 1-2.

INTERCEPTIONS – St. Louis: None.

Miami: Knight 1-0 yards.

SACKS – St. Louis: B. Fisher 2; Archuleta 1; Lewis 1; Little 1; Pickett 1.

Miami: Taylor 1; Thomas 1; Zgonina 1.

MISSED FIELD GOALS – St. Louis: None.

Miami: None.

GAME 8

JETS 41, DOLPHINS 14

November 1, 2004

Meadowlands
East Rutherford, NJ

The Dolphins suffered their worst defeat since week three of the 2001 season. The Jets opened the scoring midway through the first quarter when Chad Pennington hit Wayne Chrebet in stride for a 35-yard touchdown pass. The score occurred three plays after Reggie Tongue recovered a Donald Lee fumble at the Jets' 48. The Dolphins equalled the count with 4:35 to play in the first half when Jay Fiedler connected with Randy McMichael for a 21-yard TD pass, capping an eight-play, 91-yard drive that used 4:10 of the clock. Fiedler completed six of seven passes for 78 yards on the scoring march, including four for 63 yards to McMichael. The Jets responded with a six-play, 71-yard drive that ended with a 27-yard scoring pass from Pennington to Justin McCareins, 1:07 prior to the half. After forcing the Dolphins into a three-and-out, the Jets got the ball back at their own 30 with just 20 seconds left in the half and moved 39 yards in four plays en route to a Doug Brien 49-yard field goal as time expired in the first half. The Jets took the ball to open the second half and traveled 65 yards in nine plays, ending with a Curtis Martin 25-yard TD run. The Jets opened a 24-point advantage with 2:10 remaining in the third quarter when Pennington found Chris Baker in the end zone for a one-yard TD pass, culminating a nine-play, 94-yard drive. The key play was a 47-yard completion from Pennington to Santana Moss three plays prior to the score, which put the Jets at the Dolphins' 26. The Jets scored for the fifth straight time when Brien booted a 43-yard field goal, 2:10 into the fourth quarter. John McGraw intercepted a Fiedler pass three plays afterward at the Dolphins' 41, leading to a 25-yard TD run by LaMont Jordan two plays later. The Dolphins notched the final points of the

night on a 29-yard TD pass from Fiedler to Derrius Thompson on the game's final play.					
MIAMI	0	7	0	7	- 14
N.Y. JETS	7	10	14	10	- 41

TEAM	SCORE	DRIVE		CLOCK
		(Plays/Yards/Time)	QTR	TIME
NYJ	Chrebet 35 pass from Pennington (Brien kick)	3/52/1:32	1	7:26
MIA	McMichael 21 pass from Fiedler (Bryant kick)	8/91/4:10	2	4:35
NYJ	McCareins 27 pass from Pennington (Brien kick)	6/71/3:28	2	1:07
NYJ	Brien 49 field goal	4/39/0:20	2	0:00
NYJ	Martin 25 run (Brien kick)	9/65/4:31	3	10:29
NYJ	Baker 1 pass from Pennington (Brien kick)	9/94/6:04	3	2:10
NYJ	Brien 43 field goal	6/33/3:16	4	12:50
NYJ	Jordan 25 run (Brien kick)	2/41/0:53	4	11:14
MIA	Thompson 29 pass from Fiedler (Bryant kick)	5/57/1:12	4	0:00

ATT. – 78,216

	MIAMI	N.Y. JETS
First Downs/Total-Rush-Pass-Penalty	16/4-9-3	22/14-8-0
Third Down Efficiency	4-14/28.6	6-13/46.2
Total Yards-Plays-Average	259-61-4.2	472-62-7.6
Rushes-Yards-Average	16-78-4.9	41-275-6.7
Net Yards Passing-Sacked-Yards Lost	181-4-37	197-1-0
Passes Attempted-Completed-Intercepted	41-20-2	20-12-0
Punts/Number-Average	8-39.5	5-38.2
Penalties/Number-Yards	3-20	6-45
Fumbles/Number-Lost	2-1	0-0
Time of Possession	26:19	33:41

INDIVIDUAL STATISTICS

RUSHING – Miami: Morris 11-48; Fiedler 1-26; Minor 4-4.
New York: Martin 19-115, 1 TD; Jordan 14-115, 1 TD; Askew 6-23; Pennington 2-22.

PASSING – Miami: Fiedler 41-20-2, 218 yards, 2 TDs.
New York: Pennington 19-11-0, 189 yards, 3 TDs; Carter 1-1-0, 8 yards.

RECEIVING – Miami: McMichael 7-87, 1 TD; Booker 3-37; Chambers 3-29; Morris 3-12; Thompson 1-29, 1 TD; Konrad 1-15; Lee 1-6; Gilmore 1-3.
New York: McCareins 3-56, 1 TD; Chrebet 2-41, 1 TD; Moss 1-47; Jordan 1-21; Martin 1-13; Sowell 1-8; Cotchery 1-5; Becht 1-5; Baker 1-1, 1 TD.

INTERCEPTIONS – Miami: None.
New York: Buckley 1-0 yards; McGraw 1-0 yards.

SACKS – Miami: D. BOWENS 1.
New York: Ferguson 2; J. Abraham 1; Barton 0.5; Robertson 0.5.

MISSSED FIELD GOALS – Miami: None.
New York: None.

GAME 9

CARDINALS 24, DOLPHINS 23	Pro Player Stadium
November 7, 2004	Miami, FL

The Cardinals defeated the Dolphins for the first time in nine tries in franchise history, in what was the final game under Head Coach Dave Wannstedt. The Dolphins opened the scoring 2:58 into the contest when Bill Gramatica, who had been signed just one day earlier, hit on a 30-yard field goal. The score came seven plays after Eddie Moore forced Larry Croom to fumble on the game's opening kickoff, and Moore recovered at the Cardinals' 23. Arizona evened the count on the ensuing series when Neil Rackers connected on a 29-yard field goal, four plays after a 62-yard run by Troy Hambrick to the Dolphins' 11 on third-and-five. The Dolphins regained the lead with 58 seconds to play in the first quarter when Fiedler hit Rob Konrad for a 20-yard TD pass on fourth-and-1, capping an eight-play, 91-yard drive that was highlighted by a 34-yard run by Travis Minor and a 24-yard run by Chris Chambers on an end-around. The extra point was no good. The Dolphins opened a nine-point advantage when Gramatica kicked his second field goal of the game, a 29-yarder, 6:53 into the second quarter to culminate a 12-play, 61-yard drive in which Chambers caught two passes for 37 yards, including a 30-yard grab which put the Dolphins at the Arizona 30. The Cardinals closed the gap to two points with 3:18 to play in the third quarter when Duane Starks intercepted an A.J. Feeley pass that was first tipped by Peppi Zellner and returned it 41 yards for a touch-down. The Cards took their first lead of the afternoon when Emmitt Smith scored from five yards out, 5:16 into the fourth quarter, capping an eight-play, 80-yard drive in which the Dolphins were called for 36 yards in penalties, including back-to-back 15-yarders on a roughing the passer call and an unsportsmanlike conduct penalty, which put the Cardinals at the Dolphins' 16 four plays prior to the score. The Dolphins crept to within two points of the lead on the following series, with 7:53 to play, on a 28-yard field goal by Gramatica. The key play was a 38-yard completion from Feeley to Marty Booker, which put the Dolphins at the Cardinals' 12 four plays prior to the score. After pinning the Cardinals deep in their own territory two

possessions later, the Dolphins got the ball back at the Arizona 39 with 3:46 left in the game. On the third play of the drive, Feeley found Booker for a 35-yard completion on third-and-five, putting the Dolphins at the one-yard line, leading to a Sammy Morris one-yard touchdown run on the next play. The Cardinals took over at their own 30 with 1:56 to play in the game when they embarked on a nine-play drive that ended with a two-yard TD pass from Josh McCown to Larry Fitzgerald with 19 seconds to play in the game. The winning score occurred three plays after the same pair hooked up for a 48-yard completion to the Dolphins' 3. Arizona had converted a fourth-and-8 situation earlier in the drive when McCown scrambled for a nine-yard gain to the Cardinals' 41.

ARIZONA		3	0	7	14	—	24
MIAMI		9	3	0	11	—	23

TEAM	SCORE	DRIVE		QTR	CLOCK
		(Plays/Yards/Time)	TIME		
MIA	Gramatica 30 field goal	7/12/2:50	1	12:02	
ARIZ	Rackers 29 field goal	7/67/3:00	1	9:02	
MIA	Konrad 20 pass from Fiedler (PAT failed)	8/91/4:12	1	0:58	
MIA	Gramatica 29 field goal	12/61/6:29	2	8:07	
ARIZ	Starks 41 interception return (Rackers kick)		3	3:18	
ARIZ	E. Smith 5 run (Rackers kick)	8/80/4:39	4	9:44	
MIA	Gramatica 28 field goal	6/54/1:51	4	7:53	
MIA	Morris 1 run (McMichael pass from Feeley)	4/39/1:50	4	1:56	
ARIZ	Fitzgerald 2 pass from McCown (Rackers kick)	9/70/1:37	4	0:19	

ATT. – 72,612

	ARIZONA	MIAMI
First Downs/Total-Rush-Pass-Penalty	17/5-7-5	22/8-12-2
Third Down Efficiency	3-13/23.1	6-15/40.0
Total Yards-Plays-Average	270-59-4.6	403-70-5.8
Rushes-Yards-Average	27-121-4.5	31-168-5.4
Net Yards Passing-Sacked-Yards Lost	149-1-13	235-3-23
Passes Attempted-Completed-Intercepted	31-18-0	36-18-1
Punts/Number-Average	7-44.4	5-46.4
Penalties/Number-Yards	9-45	12-99
Fumbles/Number-Lost	2-1	2-1
Time of Possession	27:34	32:26

INDIVIDUAL STATISTICS

RUSHING – Arizona: Hambrick 4-70; E. Smith 19-42, 1 TD; McCown 1-9; Ayanbadejo 2-7; Johnson 1-(-7).
Miami: Minor 11-90; Morris 16-56, 1 TD; Chambers 1-24; Fiedler 2-6; Booker 1-(-8).

PASSING – Arizona: McCown 31-18-0, 162 yards, 1 TD.
Miami: Fiedler 21-12-0, 129 yards, 1 TD; Feeley 15-6-1, 129 yards.

RECEIVING – Arizona: Fitzgerald 5-92, 1 TD; Boldin 5-37; Johnson 3-20; Hambrick 2-5; F. Jones 1-5; E. Smith 1-3; Ayanbadejo 1-0.
Miami: Chambers 7-104; Booker 4-91; Morris 3-6; Konrad 1-20, 1 TD; McMichael 1-16; Thompson 1-14; Gilmore 1-7.

INTERCEPTIONS – Arizona: Starks 1-41 yards, 1 TD.
Miami: None.

SACKS – Arizona: Berry 1; Dansby ; Dockett 1.
Miami: Taylor 1.

MISSED FIELD GOALS – Arizona: None.
Miami: None.

GAME 10

SEAHAWKS 24, DOLPHINS 17
November 21, 2004

Qwest Field
Seattle, WA

The Dolphins had their three-game winning streak over Seattle snapped in their first game under interim Head Coach Jim Bates. The Seahawks took the ball on the opening series of the game and moved 69 yards in ten plays, ending with a 21-yard TD pass from Trent Dilfer to Jerry Rice, 5:41 into the contest. On the drive, Dilfer completed all three of his pass attempts, totaling 47 yards, while Shaun Alexander rushed for 27 yards. The Dolphins tied the game with 4:25 to play in the first quarter as A.J. Feeley accounted for the first rushing touchdown of his NFL career with a seven-yard run, capping a six-play drive that started at the Seahawks' 35 after Jason Taylor recovered an Alexander fumble that was forced by Sam Madison. The fumble recovery by Taylor was the 17th of his career, tying him with Dick Anderson and Bob Baumhower for first on the Dolphins' all-time list. The Seahawks responded with a seven-play, 57-yard drive that ended with a Josh Brown 33-yard field goal. Seattle was aided by a Dolphins 35-yard pass interference penalty, putting them at the Miami 17. Seattle opened a 10-point advantage with 4:38 to play in the opening half when Alexander scored from four yards out, culminating a seven-play, 64-yard drive, which included a 29-yard completion from Dilfer to Bobby Engram on the play prior to the score. The Dolphins were at the Seahawks'

five late in the first half, but Grant Wistrom recovered a Feeley fumble to end the threat. The Dolphins got to within three points of the lead 4:27 into the second half when Feeley hit Chris Chambers for a 16-yard TD, the first third-quarter touchdown for the Dolphins on the year. The key play on the seven-play, 56-yard scoring drive was a 17-yard run by Travis Minor on the play immediately preceding the score. The Dolphins had a chance to tie the game, but Olindo Mare's 34-yard field goal attempt with 8:06 to play in the game went wide left. Mare redeemed himself nearly six minutes later when his 39-yard field goal equaled the count at 17 apiece. The score capped a nine-play, 48-yard drive in which Feeley hit Derrius Thompson for a pair of completions, including a 25-yard strike on third-and-10 from the Dolphins' 31, and a 19-yard connection which put the Dolphins at the Seahawks 25. After forcing Seattle into a three-and-out, the Dolphins got the ball back at their own 47 with 1:51 to play in the game. After moving to the Seattle 41 in three plays, Michael Boulware picked off a Feeley pass and raced 63 yards for a touchdown with 56 seconds remaining in the contest. The outcome was sealed when Chad Brown recovered a Feeley fumble on the next play from scrimmage.

MIAMI	7	0	7	3	–	17
SEATTLE	10	7	0	7	–	24

TEAM	SCORE	DRIVE		QTR	CLOCK
		(Plays/Yards/Time)			
SEA	Rice 21 pass from Dilfer (Brown kick)	10/69/5:41	1	9:19	
MIA	Feeley 7 run (Mare kick)	6/35/2:17	1	4:25	
SEA	Brown 33 field goal	7/57/3:12	1	1:13	
SEA	Alexander 4 run (Brown kick)	7/64/3:38	2	4:38	
MIA	Chambers 16 pass from Feeley (Mare kick)	7/56/1:39	3	10:33	
MIA	Mare 39 field goal	9/48/2:13	4	2:20	
SEA	Boulware 63 interception return (Brown kick)		4	0:56	

ATT. – 66,644

	MIAMI	SEATTLE
First Downs/Total-Rush-Pass-Penalty	19/3-14-2	17/5-8-4
Third Down Efficiency	6-17/35.3	3-14/21.4
Total Yards-Plays-Average	288-73-3.9	293-69-4.2
Rushes-Yards-Average	23-69-3.0	38-116-3.1
Net Yards Passing-Sacked-Yards Lost	219-4-11	177-3-19
Passes Attempted-Completed-Intercepted	46-24-2	28-14-2
Punts/Number-Average	8-41.8	8-31.8
Penalties/Number-Yards	8-98	9-70
Fumbles/Number-Lost	3-2	1-1
Time of Possession	27:29	32:31

INDIVIDUAL STATISTICS

RUSHING – Miami: Minor 13-37; Morris 7-16; Feeley 1-7, 1 TD; Chambers 1-7; Forsey 1-2.
Seattle: Alexander 29-96, 1 TD; Dilfer 5-11; Strong 3-6; Morris 1-3.

PASSING – Miami: Feeley 45-23-2, 229 yards, 1 TD; Fiedler 1-1-0, 1 yard.
Seattle: Dilfer 28-14-2, 196 yards, 1 TD.

RECEIVING – Miami: Chambers 9-103, 1 TD; McMichael 6-43; Minor 4-13; Thompson 3-51; Booker 2-20.
Seattle: Mili 4-24; Rice 3-86, 1 TD; Jackson 3-39; Engram 2-41; Stevens 1-5; Strong 1-1.

INTERCEPTIONS – Miami: Freeman 1-0 yards; Surtain 1-0 yards.
Seattle: Boulware 1-63 yards, 1 TD; Cochran 1-0 yards.

SACKS – Miami: Poole 1; Surtain 1; Romero 0.5; Taylor 0.5.
Seattle: Cochran 1; Kacyvenski 1; Koutouvides 1; Tubbs 1.

MISSED FIELD GOALS – Miami: Mare 34(WL).
Seattle: None.

GAME 11

DOLPHINS 24, 49ERS 17
November 28, 2004

Monster Park
San Francisco, CA

The Dolphins snapped their five-game losing streak to the 49ers on the strength of three fourth-quarter fumble recoveries. The Dolphins took a 7-0 lead 6:06 into the game when A.J. Feeley found Chris Chambers in the end zone for a 25-yard scoring pass. The touchdown occurred three plays after Wes Welker returned a punt 20 yards to the 49ers' 34. San Francisco got on the board with 3:01 remaining in the first half when Todd Peterson converted a 19-yard field goal, capping a 12-play, 50-yard drive that used 6:15 of the clock in which the 49ers converted a pair of third downs. The Dolphins had a chance to go up by seven with 4:23 to play in the third quarter, but Olindo Mare's 22-yard field goal attempt missed wide left. The 49ers claimed their first lead of the game on the second play of the fourth quarter when Derek Smith recovered an A.J. Feeley fumble and returned it 46 yards for a touchdown. The Dolphins regained their advantage 4:25 into the fourth quarter when Feeley connected with Randy McMichael for a 15-yard TD pass on third-and-goal. The score came four plays after David Bowens stripped the ball from Maurice Hicks and Patrick Surtain recovered at the 49ers' 21. The Dolphins took a seven-point lead on their next possession when Mare hit

on a 50-yard field goal. The drive began four plays earlier at the 49ers' 34 when Jay Williams forced the ball loose from Tim Rattay and Jason Taylor recovered. The Dolphins sealed the outcome with 3:10 to play in the game when Taylor recorded his third sack of the afternoon, and in the process stripped the ball from Rattay as it bounced into the hands of Derrick Pope, who returned it one yard for a touchdown. The 49ers scored a late touchdown on a one-yard run by Hicks with 37 seconds remaining.

MIAMI	7	0	0	17	–	24
SAN FRANCISCO	0	3	0	14	–	17

TEAM	SCORE	DRIVE (Plays/Yards/Time)	QTR	CLOCK TIME
MIA	Chambers 25 pass from Feeley (Mare kick)	3/34/1:22	1	8:54
SF	Peterson 19 field goal	12/50/6:15	2	3:01
SF	Smith 46 fumble return (Peterson kick)		4	14:45
MIA	McMichael 15 pass from Feeley (Mare kick)	4/21/2:03	4	10:35
MIA	Mare 50 field goal	4/2/0:45	4	7:17
MIA	Pope 1 fumble return (Mare kick)		4	3:10
SF	Hicks 1 run (Peterson kick)	9/69/2:33	4	0:37

ATT. – 66,156

	MIAMI	SAN FRANCISCO
First Downs/Total-Rush-Pass-Penalty	15/3-8-4	16/4-10-2
Third Down Efficiency	3-14/21.4	5-16/31.3
Total Yards-Plays-Average	200-60-3.3	224-70-3.2
Rushes-Yards-Average	26-49-1.9	24-77-3.2
Net Yards Passing-Sacked-Yards Lost	151-1-8	147-8-34
Passes Attempted-Completed-Intercepted	33-17-1	38-23-0
Punts/Number-Average	7-43.1	9-37.2
Penalties/Number-Yards	7-50	6-58
Fumbles/Number-Lost	1-1	5-3
Time of Possession	27:28	32:32

INDIVIDUAL STATISTICS

RUSHING – Miami: Minor 22-47; Feeley 4-2.

San Francisco: Hicks 13-46, 1 TD; Barlow 9-20; Rattay 1-9; Beasley 1-2.

PASSING – Miami: Feeley 33-17-1, 159 yards, 2 TDs; Rosenfels 0-0-0.

San Francisco: Rattay 38-23-0, 181 yards.

RECEIVING – Miami: Chambers 5-64, 1 TD; Booker 3-20; Thompson 3-19; McMichael 2-28, 1 TD; Minor 2-15; Konrad 1-11; Martin 1-2.

San Francisco: Johnson 7-57; Wilson 5-59; Barlow 3-0; Hicks 2-33; Lloyd 2-15; Beasley 2-5; Battle 1-6; Jackson 1-6.

INTERCEPTIONS – Miami: None.

San Francisco: M. Adams 1-0 yards.

SACKS – Miami: Taylor 3; D. Bowens 1; Pope 1; Romero 1; J. Williams 1; Zgonina 1.

San Francisco: Smith 1.

MISSED FIELD GOALS – Miami: Mare 22(WL).

San Francisco: None.

GAME 12

BILLS 42 , DOLPHINS 32
December 5, 2004

Pro Player Stadium
Miami, FL

The Bills swept the season series from the Dolphins for the ninth time and the second in the last three years. Terrence McGee took the game's opening kickoff and raced 104 yards for a touchdown, the longest kickoff return ever against the Dolphins. The Dolphins responded with a six-play, 63-yard drive that ended with a 27-yard touchdown pass from A.J. Feeley to Bryan Gilmore. Including the touchdown, Feeley connected on three of his four pass attempts, totaling 62 yards. The Bills regained a seven-point lead with 7:53 to play in the opening quarter when Drew Bledsoe hit Tim Euhus for a 15-yard TD pass. The score came five plays after Nate Clements picked off a Feeley pass and returned it five yards to the Dolphins' 41. On the ensuing kickoff, Jimmy Wyrick took the ball from Wes Welker on a reverse and raced 58 yards to the Bills' 31, setting up a two-yard TD pass from Feeley to Chris Chambers four plays afterward. The Dolphins took their first lead of the game with 2:35 to play in the first quarter when Feeley found Donald Lee in the end zone for a 15-yard scoring strike, capping a five-play, 40-yard drive. With his third touchdown of the game, Feeley established a single-game career-high. In addition, the Dolphins' 21 first-quarter points tied for their most-ever in the first quarter, and the combined 35 points is the highest two-team total in the first quarter in team history. The Dolphins expanded their lead to ten points when Olindo Mare connected on a 47-yard field goal, 1:39 into the second quarter, culminating a five-play, 22-yard drive. The Bills got to within three points of the lead with 8:39 to play in the opening half when Bledsoe connected with Lee Evans for a 21-yard TD pass, capping a six-play, 78-yard drive in which Bledsoe hit Ryan Neufeld for a 29-yard completion on the play prior to the score. The Bills had a chance to equal the count with 52 seconds remaining

in the first half, but Rian Lindell's 38-yard field goal attempt missed wide left. The Bills went up by four points on the final play of the third quarter when Bledsoe hit Evans in stride for a 69-yard TD strike. The Bills took an 11-point advantage on their next series when Bledsoe hit Eric Moulds for a 30-yard TD catch-and-run on third-and-six. The score came three plays after Rashad Baker intercepted a Feeley pass and returned it 26 yards to the Dolphins' 34. The Dolphins got to within three points of the lead with 7:14 to play when Travis Minor scored from three yards out, capping a 15-play, 76-yard drive that used 5:27 of the clock and saw the Dolphins convert three third downs. Feeley connected with Chambers for the two-point conversion. The Bills, however, sealed the outcome when Pat Williams picked off Feeley and returned it 20 yards for a touch-down with 1:55 left.

BUFFALO	14	7	7	14	-	42
MIAMI	21	3	0	8	-	32

TEAM	SCORE	DRIVE (Plays/Yards/Time)	QTR	CLOCK TIME
BUF	McGee 104 kickoff return (Lindell kick)		1	14:47
MIA	Gilmore 27 pass from Feeley (Mare kick)	6/63/2:31	1	12:16
BUF	Euhus 15 pass from Bledsoe (Lindell kick)	5/41/2:29	1	7:53
MIA	Chambers 2 pass from Feeley (Mare kick)	4/31/1:59	1	5:54
MIA	Lee 15 pass from Feeley (Mare kick)	5/40/1:56	1	2:35
MIA	Mare 47 field goal	5/22/2:04	2	13:21
BUF	Evans 21 pass from Bledsoe (Lindell kick)	6/78/1:58	2	8:39
BUF	Evans 69 pass from Bledsoe (Lindell kick)	1/69/0:02	3	0:00
BUF	Moulds 30 pass from Bledsoe (Lindell kick)	3/34/0:56	4	12:41
MIA	Minor 3 run (Feeley pass to Chambers)	15/76/5:27	4	7:14
BUF	P. Williams 20 interception return (Lindell kick)		4	1:55

ATT. – 73,084

	BUFFALO	MIAMI
First Downs/Total-Rush-Pass-Penalty	16/4-11-1	25/7-16-2
Third Down Efficiency	3-13/23.1	5-12/41.7
Total Yards-Plays-Average	362-61-5.9	403-78-5.2
Rushes-Yards-Average	28-105-3.8	26-106-4.1
Net Yards Passing-Sacked-Yards Lost	257-3-20	297-1-6
Passes Attempted-Completed-Intercepted	30-19-0	51-25-5
Punts/Number-Average	9-43.7	5-45.0
Penalties/Number-Yards	11-73	7-46
Fumbles/Number-Lost	1-1	3-2
Time of Possession	29:41	30:19

INDIVIDUAL STATISTICS

RUSHING – Buffalo: McGahee 23-91; Burns 3-8; Bledsoe 1-7; Moulds 1-(-1).

Miami: Minor 19-75, 1 TD; Konrad 2-18; King 3-8; Henry 2-5.

PASSING – Buffalo: Bledsoe 30-19-0, 277 yards, 4 TDs.

Miami: Feeley 51-25-5, 303 yards, 3 TDs.

RECEIVING – Buffalo: Moulds 5-68, 1 TD; Evans 4-110, 2 TDs; Euhus 4-32, 1 TD; Neufeld 2-40; Reed 2-19; Shelton 1-4; McGahee 1-4.

Miami: Booker 5-96; Chambers 5-49, 1 TD; Gilmore 3-44, 1 TD; Thompson 3-42; McMichael 2-14; Minor 2-14; Martin 2-8; Lee 1-15, 1 TD; Konrad 1-13; King 1-8.

INTERCEPTIONS – Buffalo: Spikes 1-33 yards; Baker 1-26 yards; McGee 1-21 yards; P. Williams 1-20 yards, 1 TD; Clements 1-5 yards.

Miami: None.

SACKS – Buffalo: Kelsay 0.5; Schobel 0.5.

Miami: D. Bowens 1; Pope 1; Zgonina 1.

MISSED FIELD GOALS – Buffalo: Lindell 38(WL).

Miami: None.

GAME 13

BRONCOS 20, DOLPHINS 17
December 12, 2004

INVESCO Field at Mile High
Denver, CO

The Broncos snapped the Dolphins' six-game winning streak during the regular season in this series, as they posted their first win since October 27, 1968. The Broncos were at the Dolphins' 19 on the first series of the game, but could not capitalize when Eddie Moore recovered a Reuben Droughns fumble that was forced by Derrick Pope. The Dolphins came up with their second turnover in as many defensive series when Jay Williams intercepted a Jake Plummer pass at the Broncos' 34. That led to a seven-play drive which ended with an eight-yard TD pass from A.J. Feeley to Marty Booker, with 3:01 remaining in the first quarter. The Broncos tied the game on the ensuing series when Tatum Bell scored on a seven-yard run, capping a nine-play, 80-yard drive in which the Broncos converted a pair of third downs. The Dolphins got the ball back and marched 64 yards in nine plays, en route to an 11-yard TD run by Sammy Morris. Feeley connected with Randy McMichael for a 21-yard completion on the play prior to the score. The Broncos equaled the

count 1:21 prior to the half when Bell accounted for his second touchdown of the game, on an 11-yard run, culminating a 70-yard drive that used just four plays and 26 seconds of the clock. The first three plays of the drive were completions by Plummer, totaling 59 yards. Al Wilson intercepted a Feeley pass on the first play of the second half and returned it 10 yards to the Dolphins' 36, leading to a Jason Elam 20-yard field goal, five plays afterward. The Dolphins tied the game with 4:34 left in the third quarter when Olindo Mare connected on 32-yard field goal, capping an 11-play, 41-yard drive that used 4:08 of the clock. The Broncos were at the Dolphins' 12 with just less than six minutes to play when Sammy Knight intercepted a Plummer pass. The Dolphins could not muster a first down, however, and were forced to punt from deep in their own territory. Denver got the ball back at their own 45 and moved 23 yards in five plays, ending with Elam's game-winning 50-yard field goal, with 2:50 remaining in the contest. The Broncos then held on the ensuing series and were able to run out the final 1:59.

MIAMI	7	7	3	0	–	17
DENVER	0	14	3	3	–	20

TEAM	SCORE	DRIVE (Plays/Yards/Time)	QTR	CLOCK TIME
MIA	Booker 8 pass from Feeley (Mare kick)	7/34/3:09	1	3:01
DEN	Bell 7 run (Elam kick)	9/80/4:53	2	13:08
MIA	Morris 11 run (Mare kick)	9/64/4:30	2	8:38
DEN	Bell 11 run (Elam kick)	4/70/0:26	2	1:21
DEN	Elam 20 field goal	5/35/2:00	3	12:44
MIA	Mare 32 field goal	11/41/4:08	3	4:34
DEN	Elam 50 field goal	5/23/2:09	4	2:50

ATT. – 75,027

	MIAMI	DENVER
First Downs/Total-Rush-Pass-Penalty	13/3-10-0	24/11-11-2
Third Down Efficiency	5-15/33.3	5-13/38.5
Total Yards-Plays-Average	214-61-3.5	415-70-5.9
Rushes-Yards-Average	22-70-3.2	40-196-4.9
Net Yards Passing-Sacked-Yards Lost	144-4-26	219-0-0
Passes Attempted-Completed-Intercepted	35-17-1	30-16-2
Punts/Number-Average	8-45-1	5-39.6
Penalties/Number-Yards	4-40	5-43
Fumbles/Number-Lost	2-0	2-1
Time of Possession	26:16	33:44

INDIVIDUAL STATISTICS

RUSHING – Miami: Morris 9-36, 1 TD; Minor 10-24; Chambers 1-8; Feeley 2-2.
Denver: Bell 17-123, 2 TDs; Droughns 18-62; Plummer 5-11.

PASSING – Miami: Feeley 35-17-1, 170 yards, 1 TD.
Denver: Plummer 30-16-2, 219 yards.

RECEIVING – Miami: McMichael 5-62; Chambers 5-47; Booker 4-45, 1 TD; Lee 1-10; Konrad 1-4; Minor 1-2.
Denver: Smith 8-97; Lelie 2-60; Putzier 2-30; K. Johnson 2-22; Watts 1-16; Bell 1-(-6).

INTERCEPTIONS – Miami: Knight 1-0 yards; J. Williams 1-0 yards.
Denver: Wilson 1-10 yards.

SACKS – Miami: None.
Denver: Coleman 1; E. Johnson 1; Kennedy 1; Lynch 1.

MISSED FIELD GOALS – Miami: None.
Denver: None.

GAME 14

DOLPHINS 29, PATRIOTS 28
December 20, 2004

Pro Player Stadium
Miami, FL

The Dolphins snapped the Patriots' four-game winning streak in this series as they posted their record 39th victory on Monday Night Football. The Patriots took the ball on the opening series of the game and moved 77 yards in five plays, ending with a 31-yard scoring pass from Tom Brady to Kevin Faulk, 5:01 into the contest. Corey Dillon rushed for 31 yards on five carries, while Brady completed all three of his pass attempts, totaling 41 yards. The Dolphins tied the game just more than three minutes later when Sammy Morris scored on a two-yard run, one play after Wes Welker returned a punt 71 yards. The Patriots regained the lead with 7:01 to play in the first half when Dillon scored from three yards out, capping a 12-play, 50-yard drive that used 6:48 of the clock. The Dolphins got to within four points of the lead 1:45 prior to the half on an Olindo Mare 30-yard field goal, capping an 11-play, 58-yard drive that used 5:09 of the clock. The field goal gave Mare 832 career points as he moved past Garo Yepremian as the Dolphins' all-time points leader. The Dolphins took their first lead of the night with 6:50 remaining in the third quarter on a one-yard TD run by Travis Minor, culminating a 10-play, 43-yard drive, which began when Sammy Knight picked off a Brady pass after New England had made it to the Dolphins' 20. The Patriots did not let that lead stand for long, however, as on the ensuing series they traveled 71 yards in ten plays, ending with a two-yard TD pass from Brady

to Dillon. The Patriots appeared to have put the game out of reach when Brady connected with Daniel Graham for a two-yard scoring pass with just 3:59 remaining. The Dolphins responded with a seven-play, 68-yard drive that was capped by a one-yard TD run by Morris, who rushed for 13 yards and caught two passes for 22 yards en route to the score. The pass for the two-point try was off the mark. The Patriots got the ball back at their own 20 with 2:03 to play and were just looking to try and run out the clock. Instead, on third down, Brendon Ayanbadejo came up with his first career interception, putting the Dolphins at the Patriots' 21 with 1:45 to play. Facing fourth-and-10 from the 21, A.J. Feeley found Derrius Thompson in the end zone for the game-winner with 1:23 to play. The Dolphins sealed the outcome when Arturo Freeman intercepted a Brady pass.

NEW ENGLAND	7	7	7	7	-	28
MIAMI	7	3	7	12	-	29

TEAM	SCORE	DRIVE		QTR	CLOCK
		(Plays/Yards/Time)			
NE	Faulk 31 pass from Brady (Vinatieri kick)	9/77/5:01	1	9:59	
MIA	Morris 2 run (Mare kick)	1/2/0:04	1	6:30	
NE	Dillon 3 run (Vinatieri kick)	12/50/6:48	2	7:01	
MIA	Mare 30 field goal	11/58/5:09	2	1:52	
MIA	Minor 1 run (Mare kick)	10/43/4:10	3	6:50	
NE	Dillon 2 pass from Brady (Vinatieri kick)	10/71/4:43	3	2:07	
NE	Graham 2 pass from Brady (Vinatieri kick)	8/65/4:57	4	3:59	
MIA	Morris 1 run (pass failed)	7/68/1:52	4	2:07	
MIA	Thompson 21 pass from Feelev (pass failed)	4/21/0:22	4	1:23	

ATT. - 73,629

	NEW ENGLAND	MIAMI
First Downs/Total-Rush-Pass-Penalty	24/11-9-4	18/6-10-2
Third Down Efficiency	9-15/60.0	5-13/38.5
Total Yards-Plays-Average	322-69-4.7	231-59-3.9
Rushes-Yards-Average	38-166-4.4	20-52-2.6
Net Yards Passing-Sacked-Yards Lost	156-2-15	179-4-19
Passes Attempted-Completed-Intercepted	29-18-4	35-22-0
Punts/Number-Average	4-42.8	6-45.7
Penalties/Number-Yards	4-53	9-67
Fumbles/Number-Lost	0-0	3-1
Time of Possession	35:06	24:54

INDIVIDUAL STATISTICS

RUSHING - New England: Dillon 26-121, 1 TD; Faulk 6-39; Pass 4-8; Brady 2-(-2).

Miami: Morris 9-27, 2 TDs; Minor 8-27, 1 TD; Chambers 1-0; Feeley 2-(-2).

PASSING - New England: Brady 29-18-1, 171 yards, 3 TDs.

Miami: Feeley 35-22-0, 198 yards, 1 TD.

RECEIVING - New England: Patten 4-40; Branch 3-44; Graham 3-24, 1 TD; Pass 3-17; Dillon 2-1, 1 TD; Faulk 1-31, 1 TD; Fauria 1-8; Brown 1-6.

Miami: Morris 6-46; Booker 4-35; McMichael 4-29; Chambers 3-24; Thompson 2-31, 1 TD; Gilmore 2-24; Lee 1-9.

INTERCEPTIONS - New England: None.

Miami: Knight 2-32 yards; Freeman 1-14 yards; Ayanbadejo 1-2 yards.

SACKS - New England: Green 1; McGinest 1; Seymour 1; Phifer 0.5; Vrabel 0.5.

Miami: D. Bowers 1; Taylor 1.

MISSSED FIELD GOALS - New England: None.

Miami: None.

GAME 15

DOLPHINS 10, BROWNS 7
December 26, 2004

Pro Player Stadium
Miami, FL

The Dolphins won back-to-back games for the first time in 2004 as they captured their sixth decision in a row over Cleveland. The Dolphins took a 7-0 lead 5:00 into the game when A.J. Feeley fired an 18-yard TD pass to Derrius Thompson. The score came five plays after Patrick Surtain intercepted a Luke McCown pass at the Browns' 49. The Browns answered three plays later when McCown scrambled and hit Dennis Northcutt for a 58-yard touchdown pass. The Browns were at the Dolphins' 3 early in the second quarter before Sammy Knight stripped the ball from Lee Suggs and Knight recovered. The Browns had another chance to take their first lead of the night with 7:54 to play in the third quarter, but Phil Dawson's 43-yard field goal attempt bounced off the right upright. That would be the closest either team came to scoring until there were just seven seconds remaining when Olindo Mare's 51-yard field goal provided the Dolphins with the margin of victory. The game-winning kick capped an eight-play, 40-yard drive in which the key play was a 13-yard run by Sammy Morris on third-and-2 from the Dolphins' 49.

CLEVELAND	7	0	0	0	-	7
MIAMI	7	0	0	3	-	10

TEAM	SCORE	DRIVE (Plays/Yards/Time)	QTR	CLOCK TIME
MIA	Thompson 18 pass from Feeley (Mare kick)	5/49/1:54	1	9:00
CLE	Northcutt 58 pass from McCown (Dawson kick)	3/62/1:28	1	7:32
MIA	Mare 51 field goal	8/40/1:42	4	0:07

ATT. – 73,169

	CLEVELAND	MIAMI
First Downs/Total-Rush-Pass-Penalty	14/7-5-2	19/8-10-1
Third Down Efficiency	5-12/41.7	8-19/42.1
Total Yards-Plays-Average	285-58-4.9	280-71-3.9
Rushes-Yards-Average	40-142-3.6	25-116-4.6
Net Yards Passing-Sacked-Yards Lost	143-2-18	164-2-12
Passes Attempted-Completed-Intercepted	16-9-2	44-25-0
Punts/Number-Average	6-42.3	9-37.2
Penalties/Number-Yards	5-25	7-35
Fumbles/Number-Lost	4-2	3-2
Time of Possession	30:26	29:34

INDIVIDUAL STATISTICS

RUSHING – Cleveland: Suggs 38-143; McCown 2-(-1).

Miami: Morris 17-69; Minor 6-30; Chambers 1-16; King 1-1.

PASSING – Cleveland: McCown 16-9-2, 161 yards, 1 TD.

Miami: Feeley 43-25-0, 176 yards, 1 TD; Rosenfels 1-0-0.

RECEIVING – Cleveland: Northcutt 4-114, 1 TD; Bryant 2-15; Heiden 1-27; Suggs 1-4; Heinrich 1-1.

Miami: McMichael 9-59; Booker 4-31; Chambers 3-25; Morris 3-5; Thompson 2-34, 1 TD; Minor 2-4; Gilmore 1-13; Martin 1-5.

INTERCEPTIONS – Cleveland: None.

Miami: Surtain 1-2 yards; Freeman 1-(-2) yards.

SACKS – Cleveland: Griffith 1; Warren 1.

Miami – D. Bowens 1; Taylor 1.

MISSED FIELD GOALS – Cleveland: Dawson 43(WR).

Miami: None.

GAME 16

RAVENS 30, DOLPHINS 23
January 2, 2005

M&T Bank Stadium
Baltimore, MD

The Ravens defeated the Dolphins for the first time in five tries during the regular season. The Dolphins took a 7-0 lead on the game's first play from scrimmage when Sage Rosenfels, making the initial start of his NFL career, connected with Chris Chambers in stride for a 76-yard TD pass. The Ravens responded with a seven-play, 64-yard drive that ended with a one-yard TD pass from Kyle Boller to Terry Jones. On the play prior to the score, the Dolphins were called for a 25-yard pass interference penalty in the end zone. The Dolphins had a chance to regain their lead, but Olindo Mare's 53-yard field goal attempt 3:14 into the second quarter missed wide right. Baltimore took its first lead of the afternoon with 7:57 to play in the second quarter on a Matt Stover 25-yard field goal, culminating a nine-play, 50-yard drive that was highlighted by a Jamal Lewis 20-yard run. The Ravens took a ten-point lead 49 seconds later when Jarret Johnson intercepted a Rosenfels pass and rumbled six yards for a touchdown. The Ravens opened a 13-point advantage eight seconds prior to the half when Stover connected on a 19-yard field goal, capping a 12-play, 48-yard drive that consumed 5:30 of the clock. The Ravens built a 20-point advantage 3:36 into the second half when Jamal Lewis scored from two yards out, one play after Ed Reed intercepted a Rosenfels pass and returned it 41 yards. Wes Welker took the ensuing kickoff following the score and raced 95 yards for a touchdown, the first kickoff return for a touchdown by a Dolphin since October 1, 1989. The Dolphins got to within six points of the lead with 5:10 remaining in the third quarter when Sammy Morris busted loose for a career-long 35-yard TD run to cap a nine-play, 90-yard drive. The Ravens answered with a nine-play, 50-yard drive that ended with Stover's third field goal of the game, from 33 yards out. The Dolphins were at the Ravens' 2-yard line early in the fourth quarter before the threat was thwarted when Anthony Weaver picked off a Rosenfels pass. On the next play from scrimmage, David Bowens forced the ball loose from Lewis and Sammy Knight tackled Kyle Boller in the end zone for a safety. The Dolphins made it into Ravens territory on each of their next two possessions but were turned away both times. Baltimore then ran off most of the final 3:29 to preserve the victory.

MIAMI	7	0	14	2	-	23
BALTIMORE	7	13	10	0	-	30

TEAM	SCORE	DRIVE	QTR	CLOCK
		(Plays/Yards/Time)		
MIA	Chambers 76 pass from Rosenfels (Mare kick)	1/76/0:16	1	14:44
BAL	T. Jones 1 pass from Boller (Stover kick)	7/64/3:18	1	11:26
BAL	Stover 25 field goal	9/50/3:49	2	7:57
BAL	J. Johnson 6 interception return (Stover kick)		2	7:08
BAL	Stover 19 field goal	12/48/5:30	2	0:08
BAL	J. Lewis 2 run (Stover kick)	1/2/0:04	3	11:24
MIA	Welker 95 kickoff return (Mare kick)		3	11:10
MIA	Morris 35 run (Mare kick)	9/90/3:42	3	5:10
BAL	Stover 33 field goal	9/50/5:08	3	0:02
MIA	Safety, Knight tackled Boller in the end zone		4	10:13

ATT. – 69,843

	MIAMI	BALTIMORE
First Downs/Total-Rush-Pass-Penalty	18/6-9-3	21/10-10-1
Third Down Efficiency	4-13/30.8	7-16/43.8
Total Yards-Plays-Average	345-61-5.7	332-68-4.9
Rushes-Yards-Average	20-97-4.9	41-190-4.6
Net Yards Passing-Sacked-Yards Lost	248-3-16	142-0-0
Passes Attempted-Completed-Intercepted	38-16-3	27-14-0
Punts/Number-Average	5-34.6	6-38.7
Penalties/Number-Yards	5-50	6-50
Fumbles/Number-Lost	2-0	2-0
Time of Possession	26:55	33:05

INDIVIDUAL STATISTICS

RUSHING – Miami: Morris 12-89, 1 TD; Minor 8-8.

Baltimore: J. Lewis 34-167, 1 TD; Boller 4-22; C. Taylor 2-1; White 1-0.

PASSING – Miami: Rosenfels 38-16-3, 264 yards, 1 TD.

Baltimore: Boller 27-14-0, 142 yards, 1 TD.

RECEIVING – Miami: Chambers 4-146, 1 TD; Gilmore 3-47; Lee 3-25; McMichael 2-5; Morris 1-13; Thompson 1-13; Bellamy 1-8; Minor 1-7.

Baltimore: Wilcox 6-72; Dinkins 2-25; Hymes 2-19; K. Johnson 2-11; C. Moore 1-14; T. Jones 1-1, 1 TD.

INTERCEPTIONS – Miami: None.

Baltimore: Reed 1-41 yards; J. Johnson 1-6 yards, 1 TD; Weaver 1-1 yard.

SACKS – Miami: None.

Baltimore: Thomas 2; Suggs 1.

MISSED FIELD GOALS – Miami: Mare 53(WR).

PHILLIPS AMONG NFL'S LONGEST TENURED COACHES

Dolphins secondary coach Mel Phillips embarks on his 26th season as an NFL assistant coach in 2005, with each of the last 20 having been with the Dolphins after he joined the team in 1985 following a five-year stint with Detroit (1980-84). This streak ties Phillips for third among NFL position coaches for the longest current streak of having been with the same team. He trails only Pittsburgh running backs coach Dick Hoak (1972) and Cincinnati running backs coach Jim Anderson (1984). He is tied with Detroit defensive assistant Don Clemons.

PASSING THE TIME

The Dolphins enter the 2005 season not having allowed an individual 300-yard passer in 30 straight games. The last time an opposing quarterback threw for 300 yards or more against the Dolphins was on September 14, 2003 when the Jets' Vinny Testaverde tossed for 373 yards on 29 of 45 passing (1 TD, 1 INT) in a 21-10 Dolphins win at the Meadowlands.

2004-05 ROSTER MOVES

(Daily transactions from July 30, 2004, through the last day of the regular season, January 2, 2005, plus off-season moves)

Date	Player/Coach	Transaction	Terms
July 30	G/T Vernon Carey (DC #1)	Signed	5 Years
	LB Anthony Bua (DC #5)	Signed	4 Years
	C Rex Hadnot (DC #6)	Signed	4 Years
	T Tony Pape (DC #7a)	Signed	4 Years
	LB Derrick Pope (DC #7b)	Signed	4 Years
	T Damion McIntosh	Placed on Active/PUP (ankle)	
	LB Zach Thomas	Placed on Active/PUP (knee)	
	S Shawn Wooden	Placed on Active/PUP (low back)	
	RB Ricky Williams	Placed on Reserve/Did Not Report	
	CB Will Poole (DC #4)	Signed	4 Years
Aug. 5	CB Mesene Louisdor	Waived	
	WR Chris Chambers	Signed Contract Extension	5 Years
Aug. 9	LB Zach Thomas	Activated off Active/PUP	
Aug. 16	S Chris Atkins	Placed on Injured Reserve	
	WR Kendall Newson	Waived/Injured	
	CB Alphonso Roundtree	Waived/Injured	
Aug. 17	WR Antonio Freeman	Signed	1 Year
	CB Jimmy Wyrick	Signed	1 Year
Aug. 19	P Derek Jones	Waived/Injured	
	CB Eric Joyce	Awarded off Waivers (from Arizona)	
Aug. 22	P Derek Jones	Waived/Injury Settlement	
Aug. 23	WR Snoop Minnis	Waived	
	WR Marty Booker	Acquired from Chicago along with a 3rd-round DC in 2005 in exchange for DE Adewale Ogunleye	
Aug. 24	WR Willie Johnson	Waived	
	WR Bryan Gilmore	Claimed off Waivers (from Arizona)	
Aug. 25	T Dan Goodspeed	Waived	
Aug. 26	DE Aaron Hunt	Waived	
	C Shawn Lynch	Waived	
	LB Kevin Mitchell	Waived	
Aug. 30	G Andy Wagstrom	Waived	
	DE Josh Mallard	Waived	
	CB Kelvin Millhouse	Waived	
	DT Jerome Stevens	Waived	
	TE Hart Turner	Waived	
Aug. 31	WR Terrence Wilkins	Contract Terminated	
	T Damion McIntosh	Activated off Active/PUP	
	WR David Boston	Placed on Injured Reserve (knee)	
	WR Bobby Sippio	Placed on Injured Reserve (knee)	
	G Eric Wilson	Placed on Injured Reserve (knee)	
Sept. 1	S Shawn Wooden	Placed on Reserve/PUP (back)	
	RB Renaldo Works	Waived	
	LS William Delahoussaye	Waived	
Sept. 5	DE Chidi Ahanotu	Signed	1 Year
	CB Korey Banks	Waived	
	WR Ronald Bellamy	Waived	
	DE T.J. Bingham	Waived	
	DT Nate Bolling	Waived	
	DE Ronald Flemons	Waived	
	LB Brenden Givan	Waived	
	DE Otis Grigsby	Waived	
	CB Todd Howard	Waived	
	CB Eric Joyce	Waived	
	FB Ben Moa	Waived	
	WR Carl Morris	Waived	
	T Tony Pape	Waived	
	RB Fred Russell	Waived	
	QB Clint Stoerner	Waived	
	LB Winston Taylor	Waived	
	WR J.R. Tolver	Waived	
	S Quintin Williams	Waived	
	G Billy Yates	Waived	
	WR Antonio Freeman	Contract Terminated	
	TE John Jones	Contract Terminated	

Date	Player/Coach	Transaction	Terms
Sept. 6	T Brad Bedell	Traded to Green Bay in exchange for an undisclosed 2006 DC	
	DE Tony Brown	Waived	
	CB Jimmy Wyrick	Contract Terminated	
	CB/KR Lamont Brightful	Awarded off Waivers (from Baltimore)	
	FB Jamar Martin	Awarded off Waivers (from Dallas)	
	WR Ronald Bellamy	Signed to Practice Squad	
	DE Ronald Flemons	Signed to Practice Squad	
	CB Eric Joyce	Signed to Practice Squad	
	T Tony Pape	Signed to Practice Squad	
	RB Fred Russell	Signed to Practice Squad	
	WR J.R. Tolver	Signed to Practice Squad	
	S Quintin Williams	Signed to Practice Squad	
	WR Sam Simmons	Waived	
	DE Bryan Robinson	Signed	1 Year
Sept. 7	TE Hart Turner	Signed to Practice Squad	
	RB Lamar Gordon	Acquired from St. Louis in exchange for the Dolphins' third-round DC in 2005	
Sept. 11	RB Leonard Henry	Waived	
	RB Fred Russell	Released off Practice	
Sept. 14	RB Leonard Henry	Signed to Practice Squad	
	LB Corey Jenkins	Waived	
Sept. 18	CB Jimmy Wyrick	Signed	
	CB Eric Joyce	Released off Practice Squad	
	TE Hart Turner	Released off Practice Squad	
	WR Todd Devoe	Signed to Practice Squad	
	RB Vick King	Signed to Practice Squad	
	FB Jamar Martin	Waived	
	RB Leonard Henry	Signed to 53-Man Roster from Practice Squad	
	CB/KR Lamont Brightful	Waived	
	WR/KR Wes Welker	Signed	
	DT Larry Chester	Placed on Injured Reserve	
Sept. 20	FB Jamar Martin	Re-Signed	
	RB Lamar Gordon	Placed on Injured Reserve (shoulder)	
Sept. 21	WR Todd Devoe	Released off Practice Squad	
	RB Brock Forsey	Signed	
Sept. 28	CB Vontez Duff	Signed to Practice Squad	
	LB Renauld Williams	Signed to Practice Squad	
Oct. 2	WR Ronald Bellamy	Activated off Practice Squad	
	FB Doug Easlick	Waived	
Oct. 5	CB Vontez Duff	Released off Practice Squad	
	FB Doug Easlick	Signed to Practice Squad	
Oct. 12	G Tim Stuber	Signed to Practice Squad	
	WR Ronald Bellamy	Waived	
Oct. 13	FB Doug Easlick	Released off Practice Squad	
	K Matt Bryant	Signed	
Oct. 16	WR Ronald Bellamy	Signed to Practice Squad	
	DE Chidi Ahanotu	Placed on Commissioner's Exempt List	
Oct. 20	DE Ronald Flemons	Activated to 53-Man Roster from Practice Squad	
	DE Chidi Ahanotu	Contract Terminated	
Oct. 26	DT Josh Shaw	Signed to Practice Squad	
	G Tim Stuber	Released off Practice Squad	
Oct. 27	G Jamil Soriano	Signed to Practice Squad	
	DT Tim Bowers	Placed on Injured Reserve (Back)	
Oct. 29	DT Mario Monds	Signed off N.Y. Giants' Practice Squad	
	DE Ronald Flemons	Waived	
Nov. 1	C Jason Ball	Awarded off Waivers from San Diego	
	RB Vick King	Released off Practice Squad	
Nov. 3	DE Ronald Flemons	Signed to Practice Squad	
	C Jason Ball	Waived/Failed Physical	
Nov. 6	LB Junior Seau	Placed on Injured Reserve (Pectoral Muscle)	
	RB Vick King	Signed to Practice Squad	
Nov. 8	DE Ronald Flemons	Signed to 53-Man Roster from Practice Squad	
	K Bill Gramatica	Signed	
Nov. 9	WR/DB Bobby Sippio	Waived off Injured Reserve	
	Dave Wannstedt	Stepped Aside as Head Coach	
Nov. 10	Jim Bates	Named Interim Head Coach	
	K Bill Gramatica	Waived	
Nov. 15	K Matt Bryant	Waived/Injury Settlement	
	S Antuan Edwards	Contract Terminated	
Nov. 15	S Quintin Williams	Signed to Active Roster from Practice Squad	
	DE Melvin Williams	Awarded off waivers from San Francisco	
	S Ricky Sharpe	Signed to Practice Squad	

Date	Player/Coach	Transaction	Terms
Nov. 19	DE Ronald Flemons	Waived	
	DT Josh Shaw	Activated off Practice Squad	
	WR Maurice Mann	Signed off Cincinnati's Practice Squad	
Nov. 23	DE Melvin Williams	Waived	
	LB Renauld Williams	Signed to Active Roster from Practice Squad	
	DE Ronald Flemons	Signed to Practice Squad	
	QB Jay Fiedler	Placed on Injured Reserve (Cervical Disc Herniation)	
Nov. 24	QB Jason Garrett	Signed	
Dec. 1	LB Winston Taylor	Signed to Practice Squad	
Dec. 4	RB Brock Forsey	Waived	
	RB Vick King	Signed from Practice Squad	
Dec. 7	RB Leonard Henry	Waived	
	RB Brock Forsey	Signed	
Dec. 8	RB Leonard Henry	Signed to Practice Squad	
Dec. 10	LB Winston Taylor	Released off Practice Squad	
	DE Shawn Johnson	Signed to Practice Squad	
Dec. 13	S Jeremiah Bell	Placed on Injured Reserve (right distal fibula)	
	LB Corey Jenkins	Awarded off Waivers (from Chicago)	
Dec. 15	FB Rob Konrad	Placed on Injured Reserve (back)	
	S Deandre Eiland	Signed off Indianapolis' Practice Squad	
Dec. 17	LB Tony Bua	Placed on Injured Reserve (quadriceps)	
	FB James Lynch	Signed off Cincinnati's Practice Squad	
Dec. 22	DE Shawn Johnson	Released off Practice Squad	
Dec. 23	LB Renauld Williams	Placed on Injured Reserve (wrist)	
	LB Billy Strother	Signed off Washington's Practice Squad	
Dec. 27	Nick Saban	Signed Contract to become Head Coach	5 Years
	LB Eddie Moore	Placed on Injured Reserve (knee)	
Dec. 28	WR Ronald Bellamy	Signed from Practice Squad	

OFF-SEASON MOVES

Date	Player/Coach	Transaction	Terms
Jan. 10	Derek Dooley	Named to Coaching Staff	
	Will Muschamp	Named to Coaching Staff	
	Bobby Williams	Named to Coaching Staff	
	Scott O'Brien	Named as Coordinator of Football Operations	
Jan. 11	LS William Delahoussaye	Signed to future contract	
	DE Ronald Flemons	Signed to future contract	
	WR James Newson	Signed to future contract	
	T Tony Pape	Signed to future contract	
	S Ricky Sharpe	Signed to future contract	
	G Jamil Soriano	Signed to future contract	
	LB Winston Taylor	Signed to future contract	
	DE Matthew Walters	Signed to future contract	
Jan. 12	Keith Armstrong	Retained on Coaching Staff	
	Mel Phillips	Retained on Coaching Staff	
Jan. 13	Joe Bailey	Named CEO of Dolphins Enterprises	
Jan. 19	RB Avon Cobourne	Signed to future contract	
	DB Brandon Haw	Signed to future contract	
	T Victor Leyva	Signed to future contract	
	FB Ben Moa	Signed to future contract	
	Scott Linehan	Named offensive coordinator	
	George Edwards	Named defensive assistant coach	
	Travis Jones	Named defensive assistant coach	
	Dan Quinn	Named defensive assistant coach	
Jan. 25	Charlie Baggett	Named Wide Receivers Coach	
	Hudson Houck	Named Offensive Line Coach	
Feb. 2	Jason Garrett	Named Quarterbacks Coach	
	WR Kendall Newson	Re-Signed	
Feb. 14	Tim Davis	Named Assistant Offensive Line Coach	
	Bert Hill	Named Associate Strength Coach	
Feb. 23	QB Jay Fiedler	Contract Terminated	
	S Arturo Freeman	Contract Terminated	
	DE Jay Williams	Contract Terminated	
	S Shawn Wooden	Contract Terminated (failed physical)	
March 1	Richard Smith	Named Defensive Coordinator	
	Derek Dooley	Named Tight Ends Coach	
	George Edwards	Named Linebackers Coach	
	Travis Jones	Named Assistant Defensive Line Coach	
	Will Muschamp	Named Assistant Head Coach/Defense	
	Dan Quinn	Named Defensive Line Coach	
	Bobby Williams	Named Running Backs Coach	
	C Seth McKinney	Tendered as a Restricted Free Agent	

Date	Player/Coach	Transaction	Terms
	DT Dario Romero	Tendered as a Restricted Free Agent	
March 2	TE Ed Perry	Signed	5 Years
March 4	S Travares Tillman	Signed as a UFA (from Carolina)	2 Years
March 5	DE Vonnie Holliday	Signed	2 Years
March 7	DE Kevin Carter	Signed	5 Years
	WR David Boston	Contract Terminated (Failed Physical)	
March 11	LB Donnie Spragan	Signed as a UFA (from Denver)	2 Years
	QB Sage Rosenfels	Re-Signed	1 Year
March 14	FB Rob Konrad	Contract Terminated	
March 15	T Stockar McDougale	Signed as a UFA (from Detroit)	1 Year
March 16	S Tebucky Jones	Signed	2 Years
March 17	FB Heath Evans	Signed as a UFA (from Seattle)	1 Year
	QB Gus Frerotte	Signed as a UFA (from Minnesota)	2 Years
March 21	T Damion Cook	Signed as a UFA (from Cleveland)	1 Year
	WR James Newson	Waived	
March 25	RB Travis Minor	Re-Signed	1 Year
March 28	DT Dario Romero	Re-Signed	1 Year
April 4	CB Mario Edwards	Signed	1 Year
April 5	FB James Lynch	Waived	
April 18	C Seth McKinney	Re-Signed	1 Year
April 23	CB Patrick Surtain	Traded to Kansas City along with a 5th-round DC (138th overall) in exchange for 2nd-(46th overall) and 5th-round (162nd overall) DCs	
April 28	RB Brock Forsey	Waived	
	RB Vick King	Waived	
	G Victor Leyva	Waived	
	DT Mario Monds	Waived	
	S Ricky Sharpe	Waived	
	G Jamil Soriano	Waived	
	LB Renauld Williams	Waived	
April 29	QB Brock Berlin	Signed as an undrafted college free agent	
	DE Van Brown	Signed as an undrafted college free agent	
	LB Derek Curry	Signed as an undrafted college free agent	
	WR Josh Davis	Signed as an undrafted college free agent	
	DE John Denney	Signed as an undrafted college free agent	
	RB Kay-Jay Harris	Signed as an undrafted college free agent	
	TE Alex Holmes	Signed as an undrafted college free agent	
	WR Luther Huggins	Signed as an undrafted college free agent	
	WR Tony Madison	Signed as an undrafted college free agent	
	S Mitch Meeuwssen	Signed as an undrafted college free agent	
	CB Shidonya Mitchell	Signed as an undrafted college free agent	
	TE Joe Munson	Signed as an undrafted college free agent	
	TE Victor Sesay	Signed as an undrafted college free agent	
	DE Chris Solomona	Signed as an undrafted college free agent	
	DT Orrin Thompson	Signed as an undrafted college free agent	
	LB Lionel Turner	Signed as an undrafted college free agent	
May 12	RB Avon Cobourne	Waived	
	T Greg Jerman	Waived	
	S Mitch Meeuwssen	Waived	
May 16	S Atari Bigby	Signed as an undrafted college free agent	
	S Abram Elam	Signed as an undrafted college free agent	
	G Bobby Meeks	Signed as an undrafted college free agent	
May 18	WR David Boston	Signed	1 Year
	WR Tony Madison	Waived	
May 23	LB Billy Strother	Waived	
	DT Keith Traylor	Signed	1 Year
June 3	Rick Spielman	Resigned as General Manager	
June 6	Randy Mueller	Named General Manager	
June 13	Jack Glowik	Hired as Scout	
	Ellis Rainsberger	Hired as Scout	
	John Crea	Will not return as scout	
June 14	TE Jason Rader	Signed	
June 16	S Billy Parker	Signed	
	G Bobby Meeks	Waived	
June 20	Mike Baugh	Named Assistant Director of Player Personnel	
June 21	DT Reggie Rhodes	Signed	
June 24	WR Luther Huggins	Waived	
	TE Victor Sesay	Waived	
	S Quintin Williams	Waived	

DOLPHINS VS. THE NFL

(Records include post-season games)

MIAMI 8, ARIZONA 1

(formerly St. Louis, Phoenix)

11/27/72 – at Miami 31, St. Louis 10
11/24/77 – Miami 55, at St. Louis 14
10/1/78 – at Miami 24, St. Louis 10
9/6/81 – Miami 20, at St. Louis 7
9/30/84 – Miami 36, at St. Louis 28
11/4/90 – at Miami 23, Phoenix 3
9/8/96 – Miami 38, at Arizona 10
9/19/99 – at Miami 19, Arizona 16
11/7/04 – Arizona 24, at Miami 23

MIAMI 7, ATLANTA 2

11/30/70 – Miami 20, at Atlanta 7
11/3/74 – at Miami 42, Atlanta 7
9/21/80 – Miami 20, at Atlanta 17
12/10/83 – at Miami 31, Atlanta 24
11/30/86 – Atlanta 20, at Miami 14
10/11/92 – at Miami 21, Atlanta 17
12/3/95 – at Miami 21, Atlanta 20
12/27/98 – at Atlanta 38, Miami 16
12/30/01 – at Miami 21, Atlanta 14

MIAMI 4, BALTIMORE 2

10/19/97 – Miami 24, at Baltimore 13
9/17/00 – at Miami 19, Baltimore 6
1/13/02 – *Baltimore 20, at Miami 3
11/17/02 – at Miami 26, Baltimore 7
11/16/03 – at Miami 9, Baltimore 6 (ot)
12/2/05 – at Baltimore 30, Miami 23

MIAMI 49, BUFFALO 32 (1 tie)

9/18/66 – at Buffalo 58, Miami 24
11/6/66 – Buffalo 29, at Miami 0
11/5/67 – at Buffalo 35, Miami 13
11/26/67 – at Miami 17, Buffalo 14
10/12/68 – at Miami 14, Buffalo 14 (tie)
11/10/68 – Miami 21, at Buffalo 17
10/26/69 – at Miami 24, Buffalo 6
11/16/69 – at Buffalo 28, Miami 3
10/18/70 – Miami 33, at Buffalo 14
12/20/70 – at Miami 45, Buffalo 7
9/26/71 – Miami 29, at Buffalo 14
11/7/71 – at Miami 34, Buffalo 0
10/22/72 – at Miami 24, Buffalo 23
11/5/72 – Miami 30, at Buffalo 16
10/21/73 – at Miami 27, Buffalo 6
11/18/73 – Miami 17, at Buffalo 0
9/22/74 – Miami 24, at Buffalo 16
11/17/74 – at Miami 35, Buffalo 28
10/26/75 – Miami 35, at Buffalo 30
12/7/75 – at Miami 31, Buffalo 21
9/13/76 – Miami 30, at Buffalo 21
12/5/76 – at Miami 45, Buffalo 27
9/18/77 – Miami 13, at Buffalo 0
12/17/77 – at Miami 31, Buffalo 14
9/17/78 – at Miami 31, Buffalo 24
11/12/78 – Miami 25, at Buffalo 24
9/2/79 – Miami 9, at Buffalo 7
10/14/79 – at Miami 17, Buffalo 7
9/7/80 – at Buffalo 17, Miami 7
10/19/80 – at Miami 17, Buffalo 14

10/21/81 – at Buffalo 31, Miami 21
12/19/81 – at Miami 16, Buffalo 6
11/21/82 – Miami 9, at Buffalo 7
12/27/82 – at Miami 27, Buffalo 10
9/4/83 – Miami 12, at Buffalo 0
10/9/83 – Buffalo 38, at Miami 35 (ot)
9/17/84 – Miami 21, at Buffalo 17
10/28/84 – at Miami 38, Buffalo 7
11/24/85 – Miami 23, at Buffalo 14
12/22/85 – at Miami 28, Buffalo 0
10/12/86 – at Miami 27, Buffalo 14
11/16/86 – Miami 34, at Buffalo 24
10/25/87 – Buffalo 34, at Miami 31 (ot)
11/29/87 – at Buffalo 27, Miami 0
9/11/88 – at Buffalo 9, Miami 6
11/14/88 – Buffalo 31, at Miami 6
9/10/89 – Buffalo 27, at Miami 24
10/29/89 – at Buffalo 31, Miami 17
9/16/90 – at Miami 30, Buffalo 7
12/23/90 – at Buffalo 24, Miami 14
1/12/91 – *at Buffalo 44, Miami 34
9/1/91 – at Buffalo 35, Miami 31
11/18/91 – Buffalo 41, at Miami 27
10/4/92 – Miami 37, at Buffalo 10
11/16/92 – Buffalo 26, at Miami 20
1/17/93 – **Buffalo 29, at Miami 10
9/26/93 – Miami 22, at Buffalo 13
12/19/93 – Buffalo 47, at Miami 34
10/9/94 – at Buffalo 21, Miami 11
12/4/94 – Buffalo 42, at Miami 31
10/29/95 – at Miami 23, Buffalo 6
12/17/95 – at Buffalo 23, Miami 20
12/30/95 – *at Buffalo 37, Miami 22
10/13/96 – Miami 21, at Buffalo 7
12/16/96 – at Miami 16, Buffalo 14
11/2/97 – at Buffalo 9, Miami 6
11/17/97 – at Miami 30, Buffalo 13
9/13/98 – at Miami 13, Buffalo 7
11/1/98 – at Buffalo 30, Miami 24
1/2/99 – *at Miami 24, Buffalo 17
10/4/99 – Buffalo 23, at Miami 18
11/14/99 – at Buffalo 23, Miami 3
10/8/00 – at Miami 22, Buffalo 13
12/3/00 – Miami 33, at Buffalo 6
11/25/01 – Miami 34, at Buffalo 27
1/6/02 – at Miami 34, Buffalo 7
10/20/02 – Buffalo 23, at Miami 10
12/1/02 – at Buffalo 38, Miami 21
9/21/03 – at Miami 17, Buffalo 7
12/21/03 – Miami 20, at Buffalo 3
10/17/04 – at Buffalo 20, Miami 13
12/5/04 – Buffalo 42, at Miami 32

MIAMI 2, CAROLINA 0

11/15/98 – Miami 13, at Carolina 9
11/4/01 – at Miami 23, Carolina 6

MIAMI 6, CHICAGO 3

11/29/71 – at Miami 34, Chicago 3
11/2/75 – Miami 46, at Chicago 13
9/23/79 – at Miami 31, Chicago 16
12/2/85 – at Miami 38, Chicago 24
9/4/88 – at Chicago 34, Miami 7
11/24/91 – Miami 16, at Chicago 13 (ot)

11/13/94 – Chicago 17, at Miami 14
10/27/97@ – Chicago 36, at Miami 33 (ot)
12/9/02 – at Miami 27, Chicago 9

MIAMI 13, CINCINNATI 4

10/20/68 – Miami 24, at Cincinnati 22
11/17/68 – Cincinnati 38, at Miami 21
9/14/69 – at Cincinnati 27, Miami 21
10/10/71 – Miami 23, at Cincinnati 13
12/23/73 – *at Miami 34, Cincinnati 16
12/2/74 – at Miami 24, Cincinnati 3
11/20/77 – at Cincinnati 23, Miami 17
10/9/78 – at Miami 21, Cincinnati 0
9/14/80 – at Miami 17, Cincinnati 16
11/28/83 – at Miami 38, Cincinnati 14
11/8/87 – Miami 20, at Cincinnati 14
10/15/89 – Miami 20, at Cincinnati 13
12/9/91 – at Miami 37, Cincinnati 13
10/2/94 – Miami 23, at Cincinnati 7
10/1/95 – Miami 26, at Cincinnati 23
10/1/00 – Miami 31, at Cincinnati 16
9/19/04 – at Cincinnati 16, Miami 13

MIAMI 9, CLEVELAND 4

10/25/70 – Cleveland 28, at Miami 0
12/24/72 – *at Miami 20, Cleveland 14
10/15/73 – Miami 17, at Cleveland 9
11/28/76 – at Cleveland 17, Miami 13
11/18/79 – at Cleveland 30, Miami 24 (ot)
1/4/86 – *at Miami 24, Cleveland 21
11/10/86 – at Cleveland 26, Miami 16
12/12/88 – at Miami 38, Cleveland 31
10/8/89 – at Miami 13, Cleveland 10 (ot)
11/25/90 – Miami 30, at Cleveland 13
9/14/92 – Miami 27, at Cleveland 23
10/10/93 – Miami 24, at Cleveland 14
12/26/04 – at Miami 10, Cleveland 7

MIAMI 7, DALLAS 4

1/16/72 – ***Dallas 24, Miami 3
11/22/73 – Miami 14, at Dallas 7
11/5/78 – at Miami 23, Dallas 16
10/25/81 – at Dallas 28, Miami 27
12/17/84 – at Miami 28, Dallas 21
11/22/87 – Miami 20, at Dallas 14
11/19/89 – Miami 17, at Dallas 14
11/25/93 – Miami 16, at Dallas 14
10/27/96 – Dallas 29, at Miami 10
11/25/99 – at Dallas 20, Miami 0
11/27/03 – Miami 40, at Dallas 21

MIAMI 9, DENVER 4 (1 tie)

10/16/66 – at Miami 24, Denver 7
12/4/66 – at Denver 17, Miami 7
9/17/67 – at Miami 35, Denver 21
10/27/68 – at Denver 21, Miami 14
12/7/69 – at Miami 27, Denver 24
9/19/71 – Miami 10, at Denver 10 (tie)
12/20/75 – at Miami 14, Denver 13
9/29/85 – Miami 30, at Denver 26
12/21/98 – at Miami 31, Denver 21
1/9/99 – *at Denver 38, Miami 3
9/13/99 – Miami 38, at Denver 21
12/2/01 – at Miami 21, Denver 10
10/13/02 – Miami 24, at Denver 22
12/12/04 – at Denver 20, Miami 17

MIAMI 6, DETROIT 2

12/15/73 – at Miami 34, Detroit 7

12/9/79 – Miami 28, at Detroit 10
10/27/85 – at Detroit 31, Miami 21
9/15/91 – at Detroit 17, Miami 13
12/25/94 – at Miami 27, Detroit 20
12/7/97 – at Miami 33, Detroit 30
11/5/00 – Miami 23, at Detroit 8
9/8/02 – at Miami 49, Detroit 21

MIAMI 9, GREEN BAY 2

12/19/71 – at Miami 27, Green Bay 6
10/5/75 – Miami 31, at Green Bay 7
10/28/79 – at Miami 27, Green Bay 7
12/8/85 – Miami 34, at Green Bay 24
9/18/88 – at Miami 24, Green Bay 17
10/22/89 – at Miami 23, Green Bay 20
9/22/91 – at Miami 16, Green Bay 13
9/11/94 – Miami 24, at Green Bay 14 (at Mil.)
9/14/97 – at Green Bay 23, Miami 18
10/29/00 – at Miami 28, Green Bay 20
11/4/02 – at Green Bay 24, Miami 10

HOUSTON 1, MIAMI 0

9/7/03 – Houston 21, at Miami 20

MIAMI 46, INDIANAPOLIS 22

(formerly Baltimore)

11/1/70 – at Baltimore 35, Miami 0
11/22/70 – at Miami 34, Baltimore 17
11/21/71 – at Miami 17, Baltimore 14
12/11/71 – at Baltimore 14, Miami 3
1/2/72 – **at Miami 21, Baltimore 0
10/29/72 – Miami 23, at Baltimore 0
12/16/72 – at Miami 16, Baltimore 0
11/11/73 – at Miami 44, Baltimore 0
12/9/73 – at Baltimore 16, Miami 3
10/27/74 – at Miami 17, Baltimore 7
12/8/74 – Miami 17, at Baltimore 16
11/23/75 – Baltimore 33, at Miami 17
12/14/75 – at Baltimore 10, Miami 7 (ot)
10/10/76 – at Baltimore 28, Miami 14
11/22/76 – Baltimore 17, at Miami 16
10/9/77 – at Baltimore 45, Miami 28
12/5/77 – at Miami 17, Baltimore 6
9/10/78 – Miami 42, at Baltimore 0
10/29/78 – at Miami 26, Baltimore 8
11/11/79 – at Miami 19, Baltimore 0
11/25/79 – Miami 28, at Baltimore 24
10/5/80 – Baltimore 30, at Miami 17
12/14/80 – Miami 24, at Baltimore 14
9/27/81 – Miami 31, at Baltimore 28
11/1/81 – at Miami 27, Baltimore 10
9/19/82 – at Miami 24, Baltimore 20
1/2/83 – Miami 34, at Baltimore 7
10/23/83 – Miami 21, at Baltimore 7
11/20/83 – at Miami 37, Baltimore 0
9/23/84 – at Miami 44, Indianapolis 7
12/9/84 – Miami 35, at Indianapolis 17
9/15/85 – at Miami 30, Indianapolis 13
11/17/85 – Miami 34, at Indianapolis 20
9/14/86 – at Miami 30, Indianapolis 10
10/26/86 – Miami 17, at Indianapolis 13
9/20/87 – Miami 23, at Indianapolis 10
11/15/87 – Indianapolis 40, at Miami 21
9/25/88 – at Indianapolis 15, Miami 13
12/4/88 – Indianapolis 31, at Miami 28
11/5/89 – at Miami 19, Indianapolis 13
12/17/89 – at Indianapolis 42, Miami 13
10/28/90 – Miami 27, at Indianapolis 7
12/30/90 – at Miami 23, Indianapolis 17
9/8/91 – at Miami 17, Indianapolis 6

11/3/91 – Miami 10, at Indianapolis 6
 10/25/92 – Indianapolis 31, at Miami 20
 11/8/92 – Miami 28, at Indianapolis 0
 9/5/93 – Miami 24, at Indianapolis 20
 10/24/93 – at Miami 41, Indianapolis 27
 11/6/94 – at Miami 22, Indianapolis 21
 12/18/94 – at Indianapolis 10, Miami 6
 10/8/95 – Indianapolis 27, at Miami 24 (ot)
 11/26/95 – at Indianapolis 36, Miami 28
 9/23/96 – at Indianapolis 10, Miami 6
 11/10/96 – at Miami 37, Indianapolis 10
 8/31/97 – at Miami 16, Indianapolis 10
 12/14/97 – at Indianapolis 41, Miami 0
 9/6/98 – Miami 24, at Indianapolis 15
 11/8/98 – at Miami 27, Indianapolis 14
 10/10/99 – Miami 34, at Indianapolis 31
 12/5/99 – Indianapolis 37, at Miami 34
 11/26/00 – Miami 17, at Indianapolis 14
 12/17/00 – Indianapolis 20, at Miami 13
 12/30/00 – *at Miami 23, Indianapolis 17 (ot)
 11/11/01 – Miami 27, at Indianapolis 24
 12/10/01 – at Miami 41, Indianapolis 6
 9/15/02 – Miami 21, at Indianapolis 13
 11/2/03 – Indianapolis 23, at Miami 17

JACKSONVILLE 2, MIAMI 1

10/12/98 – at Jacksonville 28, Miami 21
 1/15/00 – *at Jacksonville 62, Miami 7
 10/12/03 – Miami 24, at Jacksonville 10

MIAMI 13, KANSAS CITY 11

11/13/66 – at Kansas City 34, Miami 16
 12/11/66 – Kansas City 19, at Miami 18
 9/24/67 – Kansas City 24, at Miami 0
 10/8/67 – at Kansas City 41, Miami 0
 9/28/68 – Kansas City 48, at Miami 3
 10/19/69 – at Kansas City 17, Miami 10
 12/25/71 – *Miami 27, at Kansas City 24 (2ot)
 9/17/72 – Miami 20, at Kansas City 10
 10/20/74 – at Miami 9, Kansas City 3
 10/17/76 – Kansas City 20, at Miami 17 (ot)
 12/13/81 – Miami 17, at Kansas City 7
 9/25/83 – at Miami 14, Kansas City 6
 9/22/85 – at Miami 31, Kansas City 0
 10/11/87 – at Miami 42, Kansas City 0
 12/3/89 – at Kansas City 26, Miami 21
 12/24/89 – Kansas City 27, at Miami 24
 1/5/91 – *at Miami 17, Kansas City 16
 10/13/91 – at Kansas City 42, Miami 7
 10/31/93 – at Miami 30, Kansas City 10
 12/12/94 – at Miami 45, Kansas City 28
 12/31/94 – *at Miami 27, Kansas City 17
 12/11/95 – at Miami 13, Kansas City 6
 10/5/97 – at Miami 17, Kansas City 14
 9/29/02 – at Kansas City 48, Miami 30

MIAMI 5, MINNESOTA 4

10/1/72 – Miami 16, at Minnesota 14
 1/13/74 – ***Miami 24, Minnesota 7
 12/11/76 – Minnesota 29, at Miami 7
 9/16/79 – Miami 27, at Minnesota 12
 12/5/82 – at Miami 22, Minnesota 14
 10/2/88 – at Miami 24, Minnesota 7
 9/25/94 – at Minnesota 38, Miami 35
 9/10/00 – at Minnesota 13, Miami 7
 12/21/02 – at Minnesota 20, Miami 17

MIAMI 46, NEW ENGLAND 33

(formerly Boston)

11/27/66 – Boston 20, at Miami 14
 10/15/67 – at Boston 41, Miami 10
 12/17/67 – at Miami 41, Boston 32
 11/24/68 – Miami 34, at Boston 10
 12/8/68 – at Miami 38, Boston 7
 11/9/69 – Miami 17, at Boston 16
 11/30/69 – Boston 38, Miami 23 (at Tampa)
 9/20/70 – at Boston 27, Miami 14
 12/6/70 – at Miami 37, Boston 20
 10/17/71 – at Miami 41, New England 3
 12/5/71 – at New England 34, Miami 13
 11/12/72 – at Miami 52, New England 0
 12/3/72 – Miami 37, at New England 21
 9/30/73 – at Miami 44, New England 23
 10/28/73 – Miami 30, at New England 14
 9/15/74 – at New England 34, Miami 24
 12/15/74 – at Miami 34, New England 27
 9/28/75 – Miami 22, at New England 14
 12/1/75 – at Miami 20, New England 7
 9/19/76 – at New England 30, Miami 14
 10/31/76 – at Miami 10, New England 3
 11/13/77 – at Miami 17, New England 5
 12/11/77 – at New England 14, Miami 10
 10/22/78 – at New England 33, Miami 24
 12/18/78 – at Miami 23, New England 3
 10/21/79 – at New England 28, Miami 13
 11/29/79 – at Miami 39, New England 24
 10/12/80 – at New England 34, Miami 0
 12/8/80 – at Miami 16, New England 13 (ot)
 11/8/81 – Miami 30, at New England 27 (ot)
 12/6/81 – at Miami 24, New England 14
 12/12/82 – at New England 3, Miami 0
 1/8/83 – *at Miami 28, New England 13
 9/11/83 – at Miami 34, New England 24
 11/13/83 – at New England 17, Miami 6
 9/9/84 – at Miami 28, New England 7
 10/21/84 – Miami 44, at New England 24
 11/3/85 – at New England 17, Miami 13
 12/16/85 – at Miami 30, New England 27
 1/12/86 – **New England 31, at Miami 14
 10/5/86 – at New England 34, Miami 7
 12/22/86 – New England 34, at Miami 27
 9/13/87 – at New England 28, Miami 21
 12/28/87 – New England 24, at Miami 10
 11/6/88 – at New England 21, Miami 10
 11/20/88 – New England 6, at Miami 3
 9/17/89 – Miami 24, at New England 10
 12/10/89 – at Miami 31, New England 10
 9/9/90 – Miami 27, at New England 24
 10/18/90 – at Miami 17, New England 10
 10/6/91 – Miami 20, at New England 10
 11/10/91 – at Miami 30, New England 20
 10/18/92\$ – at Miami 38, New England 17
 12/27/92 – Miami 16, at New England 13 (ot)
 11/21/93 – at Miami 17, New England 13
 1/2/94 – at New England 33, Miami 27 (ot)
 9/4/94 – at Miami 39, New England 35
 10/30/94 – Miami 23, at New England 3
 9/10/95 – Miami 20, at New England 3
 11/12/95 – New England 34, at Miami 17
 9/1/96 – at Miami 24, New England 10
 11/3/96 – at New England 42, Miami 23
 11/23/97 – at New England 27, Miami 24
 12/22/97 – New England 14, at Miami 12
 12/28/97 – *at New England 17, Miami 3
 10/25/98 – at Miami 12, New England 9 (ot)
 11/23/98 – at New England 26, Miami 23
 10/17/99 – Miami 31, at New England 30
 11/21/99 – at Miami 27, New England 17
 9/24/00 – at Miami 10, New England 3
 12/24/00 – Miami 27, at New England 24
 10/7/01 – at Miami 30, New England 10

12/22/01 – at New England 20, Miami 13
 10/6/02 – at Miami 26, New England 13
 12/29/02 – at New England 27, Miami 24 (ot)
 10/19/03 – New England 19, at Miami 13 (ot)
 12/7/03 – at New England 12, Miami 0
 10/10/04 – at New England 24, Miami 10
 12/20/04 – at Miami 29, New England 28

MIAMI 5, NEW ORLEANS 3

11/15/70 – at Miami 21, New Orleans 10
 11/10/74 – Miami 21, at New Orleans 0
 9/28/80 – at Miami 21, New Orleans 16
 10/2/83 – at New Orleans 17, Miami 7
 12/7/86 – Miami 31, at New Orleans 27
 11/29/92 – at New Orleans 24, Miami 13
 10/15/95 – at New Orleans 33, Miami 30
 11/29/98 – at Miami 30, New Orleans 10

N.Y. GIANTS 3, MIAMI 2

12/10/72 – Miami 23, at N.Y. Giants 13
 9/23/90 – at N.Y. Giants 20, Miami 3
 12/5/93 – N.Y. Giants 19, at Miami 14
 12/8/96 – N.Y. Giants 17, at Miami 7
 10/5/03 – Miami 23, at N.Y. Giants 10

N.Y. JETS 40, MIAMI 38 (1 tie)

9/9/66 – N.Y. Jets 19, at Miami 14
 11/20/66 – at N.Y. Jets 30, Miami 13
 10/1/67 – at N.Y. Jets 29, Miami 7
 10/22/67 – N.Y. Jets 33, at Miami 14
 12/1/68 – at N.Y. Jets 35, Miami 17
 12/15/68 – N.Y. Jets 31, at Miami 7
 11/2/69 – at N.Y. Jets 34, Miami 31
 12/14/69 – N.Y. Jets 27, at Miami 9
 10/10/70 – Miami 20, at N.Y. Jets 6
 12/13/70 – at Miami 16, N.Y. Jets 10
 10/3/71 – N.Y. Jets 14, at Miami 10
 10/24/71 – Miami 30, at N.Y. Jets 14
 10/8/72 – Miami 27, at N.Y. Jets 17
 11/19/72 – at Miami 28, N.Y. Jets 24
 10/7/73 – at Miami 31, N.Y. Jets 3
 11/4/73 – Miami 24, at N.Y. Jets 14
 10/7/74 – at Miami 21, N.Y. Jets 17
 11/24/74 – at N.Y. Jets 17, Miami 14
 10/19/75 – Miami 43, at N.Y. Jets 0
 11/9/75 – at Miami 27, N.Y. Jets 7
 9/26/76 – at Miami 16, N.Y. Jets 0
 11/7/76 – Miami 27, at N.Y. Jets 7
 10/16/77 – at Miami 21, N.Y. Jets 17
 11/6/77 – Miami 14, at N.Y. Jets 10
 9/3/78 – at N.Y. Jets 33, Miami 20
 11/26/78 – N.Y. Jets 24, at Miami 13
 9/30/79 – at N.Y. Jets 33, Miami 27
 12/15/79 – N.Y. Jets 27, at Miami 24
 10/27/80 – at N.Y. Jets 17, Miami 14
 12/20/80 – N.Y. Jets 24, at Miami 17
 10/4/81 – at Miami 28, N.Y. Jets 28 (tie)
 11/22/81 – at N.Y. Jets 16, Miami 15
 9/12/82 – Miami 45, at N.Y. Jets 28
 12/18/82 – at Miami 20, N.Y. Jets 19
 1/23/83 – **at Miami 14, N.Y. Jets 0
 10/16/83 – Miami 32, at N.Y. Jets 14
 12/16/83 – at Miami 34, N.Y. Jets 14
 11/4/84 – Miami 31, at N.Y. Jets 17
 11/26/84 – at Miami 28, N.Y. Jets 17
 10/14/85 – at N.Y. Jets 23, Miami 7
 11/10/85 – at Miami 21, N.Y. Jets 17
 9/21/86 – at N.Y. Jets 51, Miami 45 (ot)
 11/24/86 – at Miami 45, N.Y. Jets 3
 10/18/87 – at N.Y. Jets 37, Miami 31 (ot)
 12/7/87 – at Miami 37, N.Y. Jets 28

10/23/88 – N.Y. Jets 44, at Miami 30
 11/27/88 – at N.Y. Jets 38, Miami 34
 9/24/89 – N.Y. Jets 40, at Miami 33
 11/12/89 – Miami 31, at N.Y. Jets 23
 10/7/90 – at Miami 20, N.Y. Jets 16
 11/11/90 – Miami 17, at N.Y. Jets 3
 9/29/91 – at N.Y. Jets 41, Miami 23
 12/22/91 – N.Y. Jets 23, at Miami 20 (ot)
 11/1/92 – at N.Y. Jets 26, Miami 14
 12/20/92 – at Miami 19, N.Y. Jets 17
 9/12/93 – N.Y. Jets 24, at Miami 14
 11/7/93 – at N.Y. Jets 27, Miami 10
 9/18/94 – at Miami 28, N.Y. Jets 14
 11/27/94 – Miami 28, at N.Y. Jets 24
 9/3/95 – at Miami 52, N.Y. Jets 14
 10/22/95 – at N.Y. Jets 17, Miami 16
 9/15/96 – at Miami 36, N.Y. Jets 27
 12/22/96 – Miami 31, at N.Y. Jets 28
 10/12/97 – Miami 31, at N.Y. Jets 20
 11/9/97 – at Miami 24, N.Y. Jets 17
 10/4/98 – at N.Y. Jets 20, Miami 9
 12/13/98 – N.Y. Jets 21, at Miami 16
 12/12/99 – at N.Y. Jets 28, Miami 20
 12/27/99 – N.Y. Jets 38, at Miami 31
 10/23/00 – at N.Y. Jets 40, Miami 37 (ot)
 11/19/00 – N.Y. Jets 20, Miami 3
 10/14/01 – at N.Y. Jets 21, Miami 17
 11/18/01 – N.Y. Jets 24, at Miami 0
 9/22/02 – at Miami 30, N.Y. Jets 3
 11/10/02 – at N.Y. Jets 13, Miami 10
 9/14/03 – Miami 21, at N.Y. Jets 10
 12/28/03 – at Miami 23, N.Y. Jets 21
 10/3/04 – N.Y. Jets 17, at Miami 9
 11/1/04 – at N.Y. Jets 41, Miami 14

OAKLAND 18, MIAMI 11 (1 tie)

(formerly Los Angeles)

9/2/66 – Oakland 23, at Miami 14
 10/9/66 – at Oakland 21, Miami 10
 11/19/67 – at Oakland 31, Miami 17
 9/21/68 – Oakland 47, at Miami 21
 9/20/69 – at Oakland 20, Miami 17
 10/4/69 – at Miami 20, Oakland 20 (tie)
 10/3/70 – at Miami 20, Oakland 13
 12/27/70 – *at Oakland 21, Miami 7
 9/23/73 – at Oakland 12, Miami 7 (at Berkeley)
 12/30/73 – **at Miami 27, Oakland 10
 12/21/74 – *at Oakland 28, Miami 26
 9/22/75 – Oakland 31, at Miami 21
 12/10/78 – at Miami 23, Oakland 6
 10/8/79 – at Oakland 13, Miami 3
 11/2/80 – at Oakland 16, Miami 10
 11/15/81 – Oakland 33, at Miami 17
 9/19/83 – at L.A. Raiders 27, Miami 14
 12/2/84 – L.A. Raiders 45, at Miami 34
 10/19/86 – L.A. Raiders 30, at Miami 28
 10/9/88 – Miami 24, at L.A. Raiders 14
 11/19/90 – L.A. Raiders 13, at Miami 10
 12/14/92 – at Miami 20, L.A. Raiders 7
 10/16/94 – at Miami 20, L.A. Raiders 17 (ot)
 12/1/96 – at Oakland 17, Miami 7
 11/30/97 – Miami 34, at Oakland 16
 12/6/98 – Miami 27, at Oakland 17
 10/31/99 – Miami 16, at Oakland 9
 1/6/01 – *at Oakland 27, Miami 0
 9/23/01 – at Miami 18, Oakland 15
 12/15/02 – at Miami 23, Oakland 17

MIAMI 7, PHILADELPHIA 4

11/8/70 – at Philadelphia 24, Miami 17
 10/12/75 – at Miami 24, Philadelphia 16

9/24/78 – at Philadelphia 17, Miami 3
 11/30/81 – at Miami 13, Philadelphia 10
 11/11/84 – at Miami 24, Philadelphia 23
 12/13/87 – Miami 28, at Philadelphia 10
 12/9/90 – at Miami 23, Philadelphia 20(ot)
 11/14/93 – Miami 19, at Philadelphia 14
 10/20/96 – at Philadelphia 35, Miami 28
 10/24/99 – at Miami 16, Philadelphia 13
 12/15/03 – Philadelphia 34, at Miami 27

MIAMI 11, PITTSBURGH 9

11/14/71 – at Miami 24, Pittsburgh 21
 12/31/72 – **Miami 21, at Pittsburgh 17
 12/3/73 – at Miami 30, Pittsburgh 26
 11/14/76 – at Pittsburgh 14, Miami 3
 12/30/79 – *at Pittsburgh 34, Miami 14
 11/30/80 – at Pittsburgh 23, Miami 10
 9/10/81 – at Miami 30, Pittsburgh 10
 10/7/84 – Miami 31, at Pittsburgh 7
 1/6/85 – **at Miami 45, Pittsburgh 28
 10/6/85 – at Miami 24, Pittsburgh 20
 11/1/87 – at Miami 35, Pittsburgh 24
 12/18/88 – at Pittsburgh 40, Miami 24
 11/26/89 – Pittsburgh 34, at Miami 14
 9/30/90 – Miami 28, at Pittsburgh 6
 12/13/93 – Pittsburgh 21, at Miami 20
 11/20/94 – at Pittsburgh 16, Miami 13(ot)
 9/18/95 – at Miami 23, Pittsburgh 10
 11/25/96 – Pittsburgh 24, at Miami 17
 9/20/98 – at Miami 21, Pittsburgh 0
 9/26/04 – Pittsburgh 13, at Miami 3

MIAMI 8, SAINT LOUIS 2

(formerly Los Angeles)

10/31/71 – Miami 20, at Los Angeles 14
 10/3/76 – Los Angeles 31, at Miami 28
 11/9/80 – Miami 35, at Los Angeles 14
 10/30/83 – at Miami 30, L.A. Rams 14
 12/14/86 – Miami 37, at L.A. Rams 31(ot)
 9/20/92 – at Miami 26, L.A. Rams 10
 12/24/95 – at Miami 41, at St. Louis 22
 10/18/98 – at Miami 14, St. Louis 0
 9/30/01 – at St. Louis 42, Miami 10
 10/24/04 – at Miami 31, St. Louis 14

MIAMI 12, SAN DIEGO 12

10/2/66 – at San Diego 44, Miami 10
 11/12/67 – at San Diego 24, Miami 0
 12/10/67 – at Miami 41, San Diego 24
 11/3/68 – at San Diego 34, Miami 28
 10/11/69 – San Diego 21, at Miami 14
 10/15/72 – at Miami 24, San Diego 10
 9/29/74 – Miami 28, at San Diego 21
 10/30/77 – San Diego 14, at Miami 13
 10/15/78 – Miami 28, at San Diego 21
 11/20/80 – San Diego 27, at Miami 24 (ot)
 1/2/82 – *San Diego 41, at Miami 38 (ot)
 1/16/83 – *at Miami 34, San Diego 13
 11/18/84 – at San Diego 34, Miami 28 (ot)
 9/7/86 – at San Diego 50, Miami 28
 10/16/88 – at Miami 31, San Diego 28
 12/15/91 – at San Diego 38, Miami 30
 1/10/93 – *at Miami 31, San Diego 0
 12/27/93 – at San Diego 45, Miami 20
 1/8/95 – * at San Diego 22, Miami 21
 11/5/95 – Miami 24, at San Diego 14
 12/19/99 – at Miami 12, San Diego 9
 11/12/00 – Miami 17, at San Diego 7
 11/24/02 – at Miami 30, San Diego 3
 10/27/03 – Miami 26, San Diego 10 (at Tempe, Ariz.)

MIAMI 5, SAN FRANCISCO 5

9/16/73 – at Miami 21, San Francisco 13
 9/25/77 – Miami 19, at San Francisco 15
 11/16/80 – at Miami 17, San Francisco 13
 11/6/83 – Miami 20, at San Francisco 17
 1/20/85 – ***San Francisco 38, Miami 16
 9/28/86 – San Francisco 31, at Miami 16
 12/6/92 – at San Francisco 27, Miami 3
 11/20/95 – San Francisco 44, at Miami 20
 12/16/01 – at San Francisco 21, Miami 0
 11/28/04 – Miami 24, at San Francisco 17

MIAMI 8, SEATTLE 4

10/23/77 – at Miami 31, Seattle 13
 9/9/79 – at Miami 19, Seattle 10
 12/31/83 – *Seattle 27, at Miami 20
 12/29/84 – *at Miami 31, Seattle 10
 10/4/87 – at Seattle 24, Miami 20
 12/16/90 – at Miami 24, Seattle 17
 9/27/92 – Miami 19, at Seattle 17
 10/6/96 – Seattle 22, at Miami 15
 1/9/00 – *Miami 20, at Seattle 17
 9/3/00 – at Miami 23, Seattle 0
 10/28/01 – Miami 24, at Seattle 20
 11/21/04 – at Seattle 24, Miami 17

MIAMI 4, TAMPA BAY 3

10/24/76 – Miami 23, at Tampa Bay 20
 11/29/82 – at Tampa Bay 23, Miami 17
 10/20/85 – at Miami 41, Tampa Bay 38
 10/30/88 – Miami 17, at Tampa Bay 14
 12/1/91 – at Miami 33, Tampa Bay 10
 9/21/97 – at Tampa Bay 31, Miami 21
 12/10/00 – Tampa Bay 16, at Miami 13

MIAMI 15, TENNESSEE 14

(formerly Houston)

10/23/66 – Miami 20, at Houston 13
 12/18/66 – at Miami 29, Houston 28
 12/3/67 – at Houston 17, Miami 14
 12/23/67 – Houston 41, at Miami 10
 9/14/68 – Houston 24, at Miami 10
 10/6/68 – Miami 24, at Houston 7
 9/28/69 – at Houston 22, Miami 10
 11/23/69 – Houston 32, at Miami 7
 9/27/70 – Miami 20, at Houston 10
 9/24/72 – at Miami 34, Houston 13
 11/16/75 – at Houston 20, Miami 19
 10/2/77 – at Miami 27, Houston 7
 11/20/78 – at Houston 35, Miami 30
 12/24/78 – *Houston 17, at Miami 9
 11/5/79 – Houston 9, at Miami 6
 9/20/81 – Miami 16, at Houston 10
 12/4/83 – Miami 24, at Houston 17
 10/14/84 – at Miami 28, Houston 10
 9/8/85 – at Houston 26, Miami 23
 11/2/86 – at Miami 28, Houston 7
 10/1/89 – at Houston 39, Miami 7
 10/20/91 – Houston 17, at Miami 13
 11/22/92 – at Miami 19, Houston 16
 11/17/96 – Miami 23, at Houston 20
 9/7/97 – at Miami 16, Tennessee 13 (ot)
 11/7/99 – at Miami 17, Tennessee 0
 9/9/01 – Miami 31, at Tennessee 23
 11/9/03 – at Tennessee 31, Miami 7
 9/11/04# – Tennessee 17, at Miami 7

MIAMI 7, WASHINGTON 4

1/14/73 – *** Miami 14, Washington 7
 10/13/74 – at Washington 20, Miami 17
 12/3/78 – Miami 16, at Washington 0
 10/18/81 – at Miami 13, Washington 10
 1/30/83 – *** Washington 27, Miami 17
 9/2/84 – Miami 35, at Washington 17
 12/20/87 – at Miami 23, Washington 21

12/2/90 – at Washington 42, Miami 20
 10/4/93 – at Miami 17, Washington 10
 1/2/00 – at Washington 21, Miami 10
 11/23/03 – at Miami 24, Washington 23

* AFC Playoff ** AFC Championship
 ***Super Bowl

§ - Game originally scheduled for 9/7/92

@ - Game originally scheduled for 10/26/97

- Game originally scheduled for 9/12/04

ALL-TIME DOLPHINS WON-LOST RECORDS

(includes post-season games)

OPPONENT	W	L	T	PCT.	PTS.	OPP.	LAST MTG.
Arizona	8	1	0	.889	269	122	2004
Atlanta	7	2	0	.778	206	164	2001
Baltimore	4	2	0	.667	104	82	2004
Buffalo	49	32	1	.604	1837	1592	2004
Carolina	2	0	0	1.000	36	15	2001
Chicago	6	3	0	.667	246	165	2002
Cincinnati	13	4	0	.765	410	274	2004
Cleveland	9	4	0	.692	256	243	2004
Dallas	7	4	0	.636	198	208	2003
Denver	9	4	1	.679	295	271	2004
Detroit	6	2	0	.750	228	144	2002
Green Bay	9	2	0	.818	262	175	2002
Houston	0	1	0	.000	20	21	2003
Indianapolis	46	22	0	.676	1540	1130	2003
Jacksonville	1	2	0	.333	52	100	2003
Kansas City	13	11	0	.542	455	487	2002
Minnesota	5	4	0	.556	179	154	2002
New England	46	33	0	.582	1747	1533	2004
New Orleans	5	3	0	.625	174	137	1998
New York Giants	2	3	0	.400	70	79	2003
New York Jets	38	40	1	.487	1780	1685	2004
Oakland	11	18	1	.383	542	616	2002
Philadelphia	7	4	0	.636	222	216	2003
Pittsburgh	11	9	0	.550	430	388	2004
St. Louis	8	2	0	.800	272	192	2004
San Diego	12	12	0	.500	580	554	2003
San Francisco	5	5	0	.500	156	236	2004
Seattle	8	4	0	.667	263	201	2004
Tampa Bay	4	3	0	.571	165	156	2000
Tennessee	15	14	0	.517	528	541	2004
Washington.....	7	4	0	.636	206	198	2003
TOTALS.....	373	254	4	.594	13,728	12,079	

MIAMI IN PRESEASON

OPPONENT	W	L	T	PCT.	PTS.	OPP.	LAST MTG.
Arizona	1	0	0	1.000	28	7	1978
Atlanta	4	4	0	.500	152	174	2003
Buffalo	3	0	1	.875	99	72	1987
Chicago	4	7	1	.375	182	176	2002
Cincinnati	4	3	0	.571	120	117	1975
Cleveland	0	1	0	.000	10	17	1986
Dallas	1	3	0	.250	84	87	1992
Denver	6	5	0	.545	240	222	1997
Detroit	6	1	0	.857	180	134	1999
Green Bay	4	5	0	.444	139	141	2001

Dolphins Vs. The NFL/All-Time Won-Lost Records/Miami In Preseason • 363

Houston	1	0	0	1.000	24	3	2002
Indianapolis	2	2	0	.500	67	61	1984
Jacksonville	1	2	0	.333	60	56	2004
Kansas City	1	1	1	.500	49	57	1982
Minnesota	8	12	0	.400	317	391	2001
New England	1	1	0	.500	30	19	1969
New Orleans	11	6	0	.647	326	267	2004
N.Y. Giants	6	0	0	1.000	141	86	1994
N.Y. Jets	0	1	0	.000	14	31	1966
Oakland	3	0	0	1.000	71	57	1991
Philadelphia	5	4	0	.556	153	128	1990
Pittsburgh	2	1	0	.667	50	37	2000
St. Louis	1	2	0	.333	40	62	2001
San Diego.....	1	3	0	.250	62	91	2001
San Francisco	3	0	1	.875	82	65	1998
Seattle	1	0	0	1.000	24	7	1980
Tampa Bay	12	7	0	.632	321	277	2004
Tennessee	1	1	0	.500	20	32	1989
Washington	9	5	0	.643	307	238	2004
TOTALS	102	77	4	.568	3,392	3,112	

2004 DOLPHINS PRESEASON STATISTICS

PRESEASON RESULTS (2-2)

DATE	OPPONENT	SCORE	W/L	ATTENDANCE
AUG. 14	JACKSONVILLE	16-5	W	67,978
AUG. 21	WASHINGTON	0-17	L	72,112
Aug. 28	at Tampa Bay	10-17	L	64,992
Sept. 3	at New Orleans	20-19	W	64,900

TEAM STATISTICS

	DOLPHINS	OPPONENTS
TOTAL FIRST DOWNS	46	66
By Rushing	9	25
By Passing	33	40
By Penalty.....	4	1
3rd Down: Made/Att	15/54	23/60
3rd Down Efficiency	27.8	38.3
4th Down: Made/Att	4/6	1/5
POSSESSION AVERAGE	26:37	33:23
TOTAL NET YARDS	977	1154
Average Per Game	244.3	288.5
Total Plays	223	253
Average Per Play	4.4	4.6
NET YARDS RUSHING	287	501
Average Per Game	71.8	125.3
Total Rushes	95	134
NET YARDS PASSING	690	653
Average Per Game	172.5	163.3
Sacked/Yards Lost.....	4/23	12/73
Gross Yards	713	726
Attempts/Completions.....	124/67	107/65
Completion Percentage	54.0	60.7
Had Intercepted	2	1
PUNTS/AVERAGE	24/44.7	21/43.3
NET PUNTING AVERAGE	24/34.6	21/39.0
PENALTIES/YARDS	23/195	20/129
FUMBLES/BALL LOST.....	7/5	8/4
TOUCHDOWNS	4	6
By Rushing	1	3
By Passing	3	1
By Returns	0	2

Score By Quarters	1	2	3	4	OT	Total
DOLPHINS	10	9	13	14	0	46
OPPONENTS	14	16	15	13	0	58

RUSHING

	NO.	YDS.	AVG.	LG	TD
Russell	23	107	4.7	88	0
S. Morris	21	69	3.3	13	0
Henry	16	49	3.1	24	0
Minor	22	34	1.5	12	0
Works	7	16	2.3	4	0
Stoerner	1	7	7.0	7	0
Feeley	3	5	1.7	5	1
Fiedler	2	0	0.0	0	0
DOLPHINS	95	287	3.0	88	1
OPPONENTS	134	501	3.7	42	3

PASSING

	ATT.	COMP.	YDS.	PCT.	TD	INT.	LG	SACK/ LOST	RATING
Rosenfels	42	22	263	52.4	2	1	43	1/8	77.8
Feeley	41	23	244	56.1	0	1	31	2/12	63.5
Fiedler	33	20	199	60.6	1	0	31	1/3	87.8
Stoerner	8	2	7	25.0	0	0	11	0/0	39.6
DOLPHINS	124	67	713	54.0	3	2	43	4/23	72.4
OPPONENTS	107	65	726	60.7	1	1	27	12/73	80.2

RECEIVING

	NO.	YDS.	AVG.	LG	TD
Chambers	7	86	12.3	21	0
Bellamy	6	84	14.0	31	1
Konrad	5	68	13.6	31	0
Thompson	5	66	13.2	23	0
Minor	5	4	0.8	5	0
Tolver	4	82	20.5	43	0
Gilmore	4	58	14.5	36t	1
McMichael	4	45	11.3	18	0
Russell	4	21	5.3	11	0
Booker	3	33	11.0	17	1
Minnis	3	29	9.7	11	0
Moa	3	17	5.7	11	0
S. Morris	3	8	2.7	4	0
Simmons	2	27	13.5	18	0
Lee	2	19	9.5	12	0
J. Jones	2	15	7.5	9	0
An. Freeman	1	19	19.0	19	0
C. Morris	1	14	14.0	14	0
Perry	1	7	7.0	7	0
Henry	1	6	6.0	6	0
Easlick	1	5	5.0	5	0
DOLPHINS	67	713	10.6	43	3
OPPONENTS	65	726	11.2	27	1

INTERCEPTIONS

	NO.	YDS.	AVG.	LG	TD
Ar. Freeman	1	78	78.0	78	0
DOLPHINS	1	78	78.0	78	0
OPPONENTS	2	61	30.5	56t	1

PUNTING

	NO.	YDS.	AVG.	NET	TB	IN 20	LG	BLK
Turk	23	1073	46.7	34.6	4	4	54	1
DOLPHINS.....	24	1073	44.7	34.6	4	4	54	1
OPPONENTS.....	21	909	43.3	39.0	3	10	60	0

PUNT RETURNS

	RET.	FC	YDS.	AVG.	LG	TD
Simmons	3	3	8	2.7	5	0
Roundtree	2	0	21	10.5	15	0
Poole	0	2	0	—	—	0
Wilkins	0	1	0	—	—	0
DOLPHINS.....	5	6	29	5.8	15	0
OPPONENTS.....	14	2	163	11.6	70t	1

KICKOFF RETURNS

	NO.	YDS.	AVG.	LG	TD
Russell	10	228	22.8	49	0
Easlick	2	2	1.0	2	0
Simmons	2	30	15.0	17	0
DOLPHINS.....	14	260	18.6	49	0
OPPONENTS.....	10	248	24.8	28	0

FIELD GOALS

	1-19	20-29	30-39	40-49	50+	TOTALS
Mare	0/0	2/2	1/2	2/3	1/1	6/8
DOLPHINS.....	0/0	2/2	1/2	2/3	1/1	6/8
OPPONENTS.....	0/0	2/3	3/3	0/3	0/0	5/9

SCORING

	TDR	TDP	TDRt	PAT	FG	S	2-PT	TP
Mare	0	0	0	4/4	6/8	0	0	22
Bellamy	0	1	0	0/0	0/0	0	0	6
Booker	0	1	0	0/0	0/0	0	0	6
Feeley	1	0	0	0/0	0/0	0	0	6
Gilmore	0	1	0	0/0	0/0	0	0	6
DOLPHINS.....	1	3	0	4/4	6/8	0	0	46
OPPONENTS.....	3	1	2	5/5	5/9	1	0	58

TWO-POINT CONVERSIONS

DOLPHINS 0-0, OPPONENTS 0-1

SACKS

Flemmons 4.0, Brown 2.0, Bingham 1.0, D. Bowens 1.0, Moore 1.0, Pope 1.0, J. Taylor 1.0, J. Williams 1.0.

DOLPHINS 12.0, OPPONENTS 4.0

2004 PRESEASON DEFENSIVE STATISTICS

PLAYER	TOTAL TACK.	SOLO	ASST.	SACKS/YARDS	INT./YARDS	PASS DEF.	FUM. FOR.	FUM. REC.
Pope	23	16	7	1/4		2		
Bell	22	13	9			2		
Edwards	19	15	4			1		
Jenkins	15	10	5			1		1
Bua	15	8	7			1		
Ayanbadejo	14	8	6					
Seau	13	8	5					
Moore	13	5	8	1/2				
Howard, R.	11	8	3					
Bolling	11	8	3			1		
Greenwood	10	7	3					
Wyrick	10	6	4			2		
Givan	9	8	1					
Brown	9	7	2	2/15				
Knight	9	5	4					
Poole	8	7	1			1		
Bowens, D.	8	6	2	1/4				
Freeman, Ar.	7	6	1		1/78	2		
Flemons	7	5	2	4/21			2	
Williams, Q.	7	4	3					
Thomas	7	1	6					
Millhouse	6	5	1			1		
Grigsby	6	5	1					1
Bingham	6	4	2	1/14			1	
Chester	6	3	3					
Williams, J.	6	2	4	1/9		2	1	
Taylor, W.	5	5	0					
Romero	5	4	1					
Zgonina	5	3	2				1	
Taylor, J.	5	3	2	1/4				
Surtain	3	1	2					
Madison	2	2	0					
Roundtree	2	2	0			1		
Howard, T.	2	2	0					
Banks	2	2	0					
Mallard	2	1	1					
Stevens	2	1	1					
Hunt	2	1	1					
Bowens, T.	1	0	1					

NOTE: special teams and miscellaneous tackles not included above.

SPECIAL TEAMS TACKLES: Ayanbadejo 6, Pope 4, Bell 1, Bua 1, Gilmore 1, R. Howard 1, T Howard 1, Jenkins 1, Joyce 1, Q. Williams 1, Konrad 1, S. Morris 1, Poole 1, Sippio 1, Wyrick 1, Greenwood 1, Easlick 1, Mare 1.

SPECIAL TEAMS FUMBLE RECOVERIES: McMichael 1, Sippio 1.

SPECIAL TEAMS FORCED FUMBLES: Ayanbadejo 1, Sippio 1.

2004 PRESEASON GAME SUMMARIES

PRESEASON GAME 1

DOLPHINS 16, JAGUARS 5
August 14, 2004

Pro Player Stadium
Miami, FL

The Dolphins won their preseason opener for the first time since 1998 in a game that was televised live locally, marking the team's first sellout in preseason since the initial game at Pro Player Stadium, in 1987. The Jaguars made it to the Dolphins' 24 on the first series of the game, but could not capitalize when Josh Scobee missed wide left on a 42-yard field goal attempt. The Dolphins took over at their own 32 and marched 42 yards on eight plays, en route to an Olindo Mare 44-yard field goal, 6:53 into the contest. The key play was a 31-yard screen pass from Jay Fiedler to Rob Konrad, putting the Dolphins at the Jaguars' 27. The Dolphins added to their lead when Mare connected on his second field goal of the night, from 51 yards, 1:22 into the second quarter. The Dolphins had gained possession at their own 45 after pinning Jacksonville deep in its own territory. Scobee missed his second field goal in as many attempts, when his 24-yard try went wide left. The Jaguars had embarked on their drive from the Dolphins' 48 after Daryl Smith intercepted an A.J. Feeley pass. Miami then took over at their own 20 with 2:00 to play in the first half and made it a 9-0 lead on the final play of the second quarter as Mare connected from 32 yards out. The score came one play after Feeley hit Ronald Bellamy for a 31-yard completion. The Jaguars notched their initial score of the night following the first series of the second half when Ernest Wilford blocked a Matt Turk punt out of the end zone. Jacksonville started the ensuing drive at their own 46 following the free kick, and then went on a 13-play, 38-yard drive that used 6:24 of the clock and ended with a 34-yard field goal by Scobee, with 4:46 to play in the third quarter. The lone touchdown of the game occurred 7:08 into the final frame when Sage Rosenfels hit Bellamy for a ten-yard TD pass. The Dolphins needed to travel just 44 yards in seven plays en route to the score after holding the Jaguars at their own four-yard line on the previous series. The Jaguars faced a fourth-and-goal from the three-yard line with less than two minutes to play in the game, but Quinn Gray's pass into the end zone was off the mark. On the next play from scrimmage rookie Fred Russell busted loose for an 88-yard run to the Jaguars' 9 before the Dolphins ran out the clock.

JACKSONVILLE	0	0	5	0	-	5
MIAMI	3	6	0	7	-	16

TEAM	SCORE	DRIVE		QTR	CLOCK
		(Plays/Yards/Time)			
MIA	Mare 44 field goal	8/42/3:52		1	8:07
MIA	Mare 51 field goal	8/23/4:00		2	13:38
MIA	Mare 32 field goal	8/66/2:00		2	0:00
JACK	Safety, Wilford blocked punt out of end zone			3	12:10
JACK	Scobee 34 field goal	13/38/6:24		3	5:46
MIA	Bellamy 10 pass from Rosenfels (Mare kick)	7/44/3:19		4	7:52

ATT. - 67,978

	JACKSONVILLE	MIAMI
First Downs/Total-Rush-Pass-Penalty	15/3-11-1	16/2-13-1
Third Down Efficiency	7-16/43.8	4-12/33.3
Total Yards-Plays-Average	271-58-4.7	383-58-6.6
Rushes-Yards-Average	23-108-4.7	24-122-5.1
Net Yards Passing-Sacked-Yards Lost	163-3-15	261-1-3
Passes Attempted-Completed-Intercepted	32-17-0	33-22-1
Punts/Number-Average	5-42.0	3-28.3
Penalties/Number-Yards	9-56	8-68
Fumbles/Number-Lost	1-0	1-0
Time of Possession	30:00	30:00

INDIVIDUAL STATISTICS

RUSHING - Jacksonville: Taylor 2-43; G. Jones 4-15; Fuamatu-Ma'afala 7-14; Garrard 2-14; Alexis 5-13; Allen 1-4; Edwards 1-3; Leftwich 1-2.

Miami: Russell 9-101; S. Morris 6-12; Works 4-9; Minor 5-0.

PASSING - Jacksonville: Leftwich 8-4-0, 43 yards; Garrard 12-7-0, 74 yards; Q. Gray 7-6-0, 61 yards; Johnson 5-0-0, 0 yards.

Miami: Fiedler 11-7-0, 89 yards; Feeley 12-8-1, 105 yards; Rosenfels 10-7-0, 70 yards, 1 TD.

RECEIVING - Jacksonville: Wrightster 3-52; Suber 2-33; Fuamatu-Ma'afala 2-26; Redmond 2-17; G. Jones 2-16; Brady 1-9; Hankton 1-8; R. Williams 1-8; Cherry 1-4; Alexis 1-3; Allen 1-2.

Miami: Bellamy 4-72, 1 TD; Konrad 3-54; Minnis 3-29; McMichael 2-27; Tolver 2-25; S. Morris 2-4; Simmons 1-18; C. Morris 1-14; Lee 1-12; J. Jones 1-9; Minor 1-0; Moa 1-0.

INTERCEPTIONS - Jacksonville: Smith 1-5 yards.

Miami: None.

SACKS – Jacksonville: Team 1.

Miami: D. Bowens 1; Brown 1; Flemons 1.

MISSED FIELD GOALS – Jacksonville: Scobee 42 (WL); 24 (WL).

Miami: Mare 39(WL)

PRESEASON GAME 2

REDSKINS 17, DOLPHINS 0
August 21, 2004

Pro Player Stadium
Miami, FL

The Dolphins suffered their first shutout in the preseason since July 26, 1997. It marked the second straight sellout for Miami, as the game once again was televised locally. The Dolphins traveled 51 yards to the Redskins' 40 on the opening series of the game before Sean Taylor forced the ball loose from Chris Chambers following a reception and Taylor recovered at the Redskins' 35, retuning it two yards to the 37. From there, the Redskins went 63 yards in eight plays, ending with a Clinton Portis one-yard TD run on third-and-goal. Portis rushed for 37 yards on seven carries en route to the score. Washington added to its lead with 2:15 remaining in the first half when Rock Cartwright capped a 10-play, 43-yard drive with a one-yard scoring run. Washington converted three third downs on the drive, including two by John Simon, one on a seven-yard run and another on a 12-yard reception. The Redskins opened the second half with a 14-play, 68-yard drive that used 8:21 of the clock and ended with a 26-yard field goal by Ola Kimrin. The Dolphins' furthest penetration of the game came on their first possession of the second half when they had a fourth-and-1 from the Redskins' 36 before Kevin Mitchell recovered a Jay Fiedler fumble.

WASHINGTON	7	7	3	0	–	17
MIAMI	0	0	0	0	–	0

TEAM	SCORE	DRIVE	QTR	CLOCK
		(Plays/Yards/Time)		
WASH	Portis 1 run (Hall kick)	8/63/5:25	1	4:52
WASH	Cartwright 1 run (Hall kick)	10/43/5:39	2	2:15
WASH	Kimrin 26 field goal	14/68/8:21	3	6:39

ATT. – 72,112

	WASHINGTON	MIAMI
First Downs/Total-Rush-Pass-Penalty	19/11-8-0	5/0-4-1
Third Down Efficiency	9-17/52.9	1-12/8.3
Total Yards-Plays-Average	301-71-4.2	98-44-2.2
Rushes-Yards-Average	54-181-3.4	17-25-1.5
Net Yards Passing-Sacked-Yards Lost	120-0-0	73-1-5
Passes Attempted-Completed-Intercepted	17-10-0	26-10-0
Punts/Number-Average	5-43.2	8-45.0
Penalties/Number-Yards	5-35	6-39
Fumbles/Number-Lost	1-1	2-2
Time of Possession	41:22	18:38

INDIVIDUAL STATISTICS

RUSHING – Washington: McCullough 16-56; Simon 12-43; Portis 7-37, 1 TD; Cartwright 14-33, 1 TD; Morton 3-9; Ramsey 2-3.

Miami: Minor 8-15; Works 3-7; Feeley 1-5; Fiedler 1-0; Russell 4-(-2).

PASSING – Washington: Brunell 9-7-0, 79 yards; Ramsey 8-3-0, 41 yards.

Miami: Feeley 8-4-0, 36 yards; Fiedler 9-4-0, 41 yards; Rosenfels 2-1-0, 5 yards; Stoerner 7-1-0, -4 yards.

RECEIVING – Washington: Simon 4-42; Jacobs 1-21; Coles 1-17; J. Williams 1-13; Cooley 1-12; Morton 1-8; Cloman 1-7.

Miami: Chambers 3-30; Freeman 1-19; Bellamy 1-9; Simmons 1-9; Thompson 1-6; Easlick 1-5; Minor 1-4; Russell 1-(-4).

INTERCEPTIONS – Washington: None.

Miami: None.

SACKS – Washington: Washington 1.

Miami: None

MISSED FIELD GOALS – Washington: None.

Miami: None.

PRESEASON GAME 3

BUCCANEERS 17, DOLPHINS 10
August 28, 2004

Raymond James Stadium
Tampa, FL

The Dolphins dropped their third straight preseason matchup to Tampa Bay. The Bucs had an early opportunity to take the lead following their initial series, but Martin Gramatica's 43-yard field goal attempt with 2:42 to play in the first quarter went wide right. Gramatica came back to convert a 30-yard field goal on the Bucs' next possession, which covered 68 yards in 12 plays, and consumed 6:49 of the clock. Brad Johnson hit on four of five passes, totaling 40 yards, on the drive. The Dolphins evened the count on an Olindo Mare 28-yard

field goal, 1:47 prior to the half. The score capped a 15-play, 51-yard drive that used 6:16 of the clock. A.J. Feeley, playing in his first series of the night, guided the drive as he completed four of seven passes for 40 yards, including a pair of completions on third down, as the Dolphins connected on three third down attempts overall on the march. The Dolphins took a 10-3 lead with 4:36 remaining in the third quarter when Feeley went over the top of the pile into the end zone on fourth-and-goal from the one. The score culminated an eight-play, 48-yard drive in which the key play was a 21-yard completion to Chris Chambers, followed by a 15-yard roughing the passer penalty on the Bucs, giving the Dolphins a first-and-goal from the eight. Tampa Bay came right back and moved 78 yards in six plays, using just 3:16 of the clock, capped by a two-yard scoring plunge by Earnest Graham with 1:20 to play in the third quarter. Chris Simms connected on all four of his passes, for 76 yards, en route to the score. The Bucs regained the advantage with 7:47 to play in the game when Ryan Nece intercepted a Sage Rosenfels pass and raced 56 yards for a touchdown. The Dolphins could not get out of their own end of the field on any of their four fourth-quarter possessions.

MIAMI	0	3	7	0	–	10
TAMPA BAY	0	3	7	7	–	17

TEAM	SCORE	DRIVE		QTR	CLOCK
		(Plays/Yards/Time)			
TB	Gramatica 30 field goal	12/68/6:49		2	8:03
MIA	Mare 28 field goal	15/51/6:16		2	1:47
MIA	Feeley 1 run (Mare kick)	8/48/3:06		3	4:36
TB	Graham 2 run (Gramatica kick)	6/78/3:16		3	1:20
TB	Nece 56 interception return (Gramatica kick)			4	7:47

ATT. – 64,992

	MIAMI	TAMPA BAY
First Downs/Total-Rush-Pass-Penalty	14/4-9-1	19/7-12-0
Third Down Efficiency	7-16/43.8	4-13/30.8
Total Yards-Plays-Average	209-60-3.5	360-63-5.7
Rushes-Yards-Average	21-39-1.9	28-108-3.9
Net Yards Passing-Sacked-Yards Lost	170-1-8	252-2-9
Passes Attempted-Completed-Intercepted	38-19-1	33-24-0
Punts/Number-Average	7-47.3	5-40.2
Penalties/Number-Yards	5-58	5-33
Fumbles/Number-Lost	1-1	1-0
Time of Possession	26:47	33:13

INDIVIDUAL STATISTICS

RUSHING – Miami: S. Morris 8-20; Minor 6-11; Russell 5-8; Feeley 2-0, 1 TD.

Tampa Bay: Graham 11-52, 1 TD; Alstott 4-25; Garner 4-20; Pittman 3-15; Comella 1-2; Griese 1-(-1); J. White 4-(-5).

PASSING – Miami: Fiedler 11-7-0, 55 yards; Feeley 14-8-0, 83 yards; Rosenfels 13-4-1, 40 yards.

Tampa Bay: Johnson 12-8-0, 72 yards; Simms 13-11-0, 145 yards; Griese 8-5-0, 44 yards.

RECEIVING – Miami: Chambers 4-56; Thompson 3-49; Booker 2-25; McMichael 2-18; Konrad 2-14; Minor 2-(-5); Lee 1-7; J. Jones 1-6; S. Morris 1-4; Russell 1-4.

Tampa Bay: Clayton 4-57; Heller 4-38; T. Brown 3-25; Pittman 3-12; J. White 2-51; Schroeder 2-25; M. Jones 1-20; Farmer 1-14; Dudley 1-7; Comella 1-7; Cook 1-3; Graham 1-2.

INTERCEPTIONS – Miami: None.

Tampa Bay: Nece 1-56 yards, 1 TD.

SACKS – Miami: Brown 1; J. Taylor 1.

Tampa Bay: C. Smith 1.

MISSED FIELD GOALS – Miami: None.

Tampa Bay: Gramatica 43(WR), 44(SH).

PRESEASON GAME 4

DOLPHINS 20, SAINTS 19
September 3, 2004

Louisiana Superdome
New Orleans, LA

In a game that was played as Hurricane Frances was bearing down on South Florida, the Dolphins evened their 2004 preseason register at 2-2, while also improving their record in preseason games staged in New Orleans to 7-0. Because of the threat of the hurricane, the team did not depart to the Crescent City until the morning of the game. On the first series of the game, Arturo Freeman intercepted a Todd Bouman pass that was first tipped by Antuan Edwards, and returned it 78 yards to the Saints' 14. That led to a Jay Fiedler to Marty Booker 8-yard TD pass three plays afterward. The Saints knotted the score with 2:05 to play in the first quarter when Michael Lewis fielded a punt at his own 30 and raced 70 yards for a score. On the next play from scrimmage Orlando Ruff recovered a Travis Minor fumble at the Dolphins' 25 following a reception, leading to a John Carney 22-yard field goal six plays later, 42 seconds into the second quarter. Carney added a 33-yard field goal 11 seconds before the half, five plays after Darrin Smith scooped up a Fred Russell fumble at the Dolphins' 35. The Dolphins had a chance to cut into the lead midway through the

third quarter, but Olindo Mare's 47-yard field goal attempt was blocked by Tony Bryant. On the play, however, the Saints' Steve Gleason attempted to pick up the loose ball, but was unsuccessful, and Randy McMichael recovered at the Saints' 27, leading to a 40-yard field goal by Mare four plays later. Three plays following the field goal, T.J. Bingham forced the ball loose from Bouman on a sack, and Corey Jenkins recovered at the Saints' 7, resulting in another Mare field goal four plays later, this one from 23 yards out to tie the score at 13 apiece. The Dolphins took the lead for good 5:14 into the final frame when Sage Rosenfels hit Bryan Gilmore for a 36-yard scoring strike in which Gilmore took the pass in at the Saints' 30 and then eluded opposing defenders for the final 30 yards. The score, which came on fourth-and-five, capped an 11-play, 75-yard drive which used 6:18 of the clock, and saw Rosenfels complete four of his five attempts, totaling 67 yards. The Saints got to within one point of the lead with 1:51 remaining in the contest when J.T. O'Sullivan connected with Lewis for a 6-yard TD. O'Sullivan's pass attempt to Zach Hilton for the two-point conversion was off the mark.

MIAMI	7	0	6	7	–	20
NEW ORLEANS	7	6	0	6	–	19

TEAM	SCORE	DRIVE		CLOCK
		(Plays/Yards/Time)	QTR	TIME
MIA	Booker 8 pass from Fiedler (Mare kick)	3/14/1:10	1	9:52
NO	Lewis 70 punt return (Carney kick)		1	2:05
NO	Carney 22 field goal	6/21/2:30	2	14:18
NO	Carney 33 field goal	5/19/0:29	2	0:11
MIA	Mare 40 field goal	4/5/1:30	3	6:00
MIA	Mare 23 field goal	4/2/1:32	3	2:57
MIA	Gilmore 36 pass from Rosenfels (Mare kick)	11/75/6:18	4	9:46
NO	Lewis 6 pass from O'Sullivan (pass failed)	9/89/3:38	4	1:51

ATT. – 64,900

	MIAMI	NEW ORLEANS
First Downs/Total-Rush-Pass-Penalty	11/3-7-1	13/4-9-0
Third Down Efficiency	3-14/21.4	3-14/21.4
Total Yards-Plays-Average	287-61-4.7	222-61-3.6
Rushes-Yards-Average	33-101-3.1	29-104-3.6
Net Yards Passing-Sacked-Yards Lost	186-1-7	118-7-49
Passes Attempted-Completed-Intercepted	27-16-0	25-14-1
Punts/Number-Average	6-49.5	6-47.0
Penalties/Number-Yards	4-30	1-5
Fumbles/Number-Lost	3-2	5-3
Time of Possession	31:01	28:59

INDIVIDUAL STATISTICS

RUSHING – Miami: Henry 16-49; S. Morris 7-37; Minor 3-8; Stoerner 1-7; Russell 5-0; Fiedler 1-0.
 New Orleans: L. Smith 13-52; Carter 11-23; Karney 2-20; Bouman 1-4; O'Sullivan 1-3; Schurman 1-2.

PASSING – Miami: Fiedler 2-2-0, 14 yards, 1 TD; Feeley 7-3-0, 20 yards; Rosenfels 17-10-0, 148 yards, 1 TD.
 New Orleans: Brooks 0-0-0; Bouman 15-7-1, 73 yards; O'Sullivan 10-7-0, 94 yards, 1 TD.

RECEIVING – Miami: Gilmore 4-58, 1 TD; Tolver 2-57; Russell 2-21; Moa 2-17; Thompson 1-11; Booker 1-8, 1 TD; Perry 1-7; Henry 1-6; Minor 1-5; Bellamy 1-3.
 New Orleans: Carter 4-39; Gardner 3-44; Lewis 3-36; Stallworth 2-23; Curley 1-24; L. Smith 1-1.

INTERCEPTIONS – Miami: Arturo Freeman 1-78 yards.
 New Orleans: None.

SACKS – Miami: Flemons 3; Bingham 1; Moore 1; Pope 1; J. Williams 1.
 New Orleans: Rodgers 1.

MISSED FIELD GOALS – Miami: Mare 47(B).
 New Orleans: None.

NICK SABAN IS SIXTH COACH OF DOLPHINS

Nick Saban signed a five-year contract to become the sixth head coach in Dolphins history on December 27, 2004, joining George Wilson (1966-69), Don Shula (1970-95), Jimmy Johnson (1996-99), Dave Wannstedt (2000-04) and Jim Bates (2004). Excluding the NFL's three recent expansion teams (Carolina, Jacksonville and Houston) and the Baltimore Ravens, the Dolphins' total of six head coaches is tied with Dallas and Seattle for the fewest in the NFL.

ALL-TIME PRESEASON RESULTS

1966 (0-4)

DATE	SITE	ATT.	SCORE
8/6	at San Diego	25,712	San Diego 38, Miami 10
8/12	at Miami	36,366	Kansas City 33, Miami 0
8/20	at Jacksonville	11,000	N.Y. Jets 31, Miami 14
8/24	at Memphis	18,442	Denver 28, Miami 16

1967 (2-3)

DATE	SITE	ATT.	SCORE
7/29	at Akron	7,000	Miami 19, Denver 2
8/5	at Memphis	21,200	Miami 10, Buffalo 7
8/12	at Miami	35,871	San Diego 20, Miami 19
8/19	at Miami	50,822	Atlanta 27, Miami 17
9/2	at Charleston	11,214	New Orleans 20, Miami 17

1968 (2-2-1)

DATE	SITE	ATT.	SCORE
8/11	at Rochester	12,000	Miami 28, Buffalo 28
8/17	at Miami	41,909	Miami 23, Philadelphia 7
8/23	at Jacksonville	15,003	Boston 19, Miami 17
8/31	at Miami	63,202	Baltimore 22, Miami 13
9/7	at Miami	31,014	Miami 19, Atlanta 13

1969 (1-5)

DATE	SITE	ATT.	SCORE
8/2	at Tampa	32,932	Minnesota 45, Miami 10
8/9	at Miami	49,592	Chicago 16, Miami 10
8/16	at Miami	31,663	Philadelphia 14, Miami 10
8/23	at Cincinnati	24,127	Cincinnati 28, Miami 21
8/30	at Miami	52,680	Baltimore 23, Miami 10
9/6	at Birmingham	10,700	Miami 13, Boston 0

1970 (4-2)

DATE	SITE	ATT.	SCORE
8/8	at Jacksonville	11,800	Miami 16, Pittsburgh 10
8/15	at Miami	56,739	Miami 20, Cincinnati 10
8/22	at Miami	52,812	Miami 17, San Francisco 7
8/29	at Miami	73,533	Miami 20, Baltimore 13
9/5	at Tampa	32,601	Washington 26, Miami 21
9/12	at Miami	43,714	Atlanta 20, Miami 17

1971 (2-3-1)

DATE	SITE	ATT.	SCORE
8/7	at Miami	64,005	Cincinnati 27, Miami 10
8/13	at Miami	57,008	Miami 17, San Francisco 17
8/21	at Milwaukee	46,464	Green Bay 10, Miami 7
8/28	at Miami	59,567	Miami 28, Detroit 24
9/4	at Miami	57,173	Miami 27, Washington 10
9/11	at Minnesota	45,880	Minnesota 24, Miami 0

1972 (3-3)

DATE	SITE	ATT.	SCORE
8/5	at Detroit	53,194	Detroit 31, Miami 23
8/12	at Miami	73,525	Green Bay 14, Miami 13
8/19	at Cincinnati	55,808	Miami 35, Cincinnati 17
8/25	at Miami	73,470	Miami 24, Atlanta 10
8/31	at Washington	52,098	Washington 27, Miami 24
9/10	at Miami	75,826	Miami 21, Minnesota 19

1973 (4-2-1)

DATE	SITE	ATT.	SCORE
7/27	at Chicago	54,103	Miami 14, College All-Stars 3
8/4	at Miami	78,091	Miami 14, Cincinnati 13
8/11	at Miami	78,112	Miami 14, New Orleans 13
8/18	at Miami	78,590	Miami 9, Chicago 9
8/24	at Miami	78,618	Miami 17, Los Angeles 14
8/31	at Minnesota	45,894	Minnesota 20, Miami 17
9/6	at Dallas	58,656	Dallas 26, Miami 23

1974 (4-2)			
DATE	SITE	ATT.	SCORE
8/3	at Cincinnati	37,925	Cincinnati 19, Miami 13
8/10	at Miami	55,073	Miami 45, New Orleans 20
8/19	at Miami	67,963	Miami 21, Minnesota 9
8/24	at Los Angeles	64,663	Los Angeles 31, Miami 13
8/30	at Miami	54,666	Miami 21, Green Bay 10
9/7	at Chicago	55,093	Miami 30, Chicago 7
1975 (5-1)			
DATE	SITE	ATT.	SCORE
8/9	at Miami	55,567	Miami 7, Cincinnati 3
8/16	at Miami	52,923	Miami 20, Detroit 14
8/23	at New Orleans	59,646	Miami 20, New Orleans 10
9/1	at Minnesota	47,544	Minnesota 20, Miami 7
9/6	at Miami	51,861	Miami 21, Chicago 10
9/13	at Miami	52,835	Miami 31, N.Y. Giants 13
1976 (6-0)			
DATE	SITE	ATT.	SCORE
7/31	at Miami	50,469	Miami 16, Minnesota 3
8/8	at Detroit	53,036	Miami 30, Detroit 21
8/14	at Miami	51,869	Miami 24, Philadelphia 16
8/21	at Tampa Bay	67,466	Miami 28, Tampa Bay 21
8/28	at Houston	43,146	Miami 10, Houston 6
9/4	at New Orleans	63,950	Miami 20, New Orleans 7
1977 (4-2)			
DATE	SITE	ATT.	SCORE
8/6	at Tampa Bay	62,056	Miami 13, Tampa Bay 7
8/13	at Miami	43,282	Miami 27, Washington 15
8/20	at Dallas	57,482	Miami 20, Dallas 14
8/26	at Minnesota	47,678	Minnesota 33, Miami 7
9/3	at Miami	38,235	New Orleans 17, Miami 10
9/11	at N.Y. Giants	51,561	Miami 27, N.Y. Giants 21
1978 (4-1)			
DATE	SITE	ATT.	SCORE
7/29	at Canton	18,355	Philadelphia 17, Miami 3
8/5	at Miami	45,068	Miami 28, St. Louis 7
8/12	at New Orleans	53,602	Miami 31, New Orleans 17
8/18	at Miami	52,851	Miami 30, Minnesota 22
8/25	at Tampa Bay	70,321	Miami 24, Tampa Bay 20
1979 (4-0)			
DATE	SITE	ATT.	SCORE
8/3	at Miami	46,130	Miami 14, New Orleans 7
8/11	at Tampa Bay	70,631	Miami 13, Tampa Bay 7
8/18	at Minnesota	47,696	Miami 21, Minnesota 10
8/24	at Miami	47,951	Miami 14, Philadelphia 13
1980 (3-1)			
DATE	SITE	ATT.	SCORE
8/10	at Miami	41,345	Miami 17, Detroit 7
8/18	at Seattle	63,757	Miami 24, Seattle 7
8/23	at Miami	41,986	Minnesota 17, Miami 10
8/29	at New Orleans	51,473	Miami 20, New Orleans 0
1981 (4-0)			
DATE	SITE	ATT.	SCORE
8/8	at Minnesota	47,596	Miami 20, Minnesota 6
8/15	at Miami	41,502	Miami 24, Denver 14
8/22	at Detroit	54,676	Miami 31, Detroit 27
8/28	at Miami	41,290	Miami 31, Kansas City 7
1982 (2 -1-1)			
DATE	SITE	ATT.	SCORE
8/14	at Miami	45,681	Miami 24, Washington 7
8/21	at Denver	74,465	Denver 17, Miami 14
8/28	at Kansas City	42,403	Miami 17, Kansas City 17 (OT)
9/3	at Miami	46,257	Miami 16, N.Y. Giants 13

1983 (2-2)

DATE	SITE	ATT.	SCORE
8/6	at Dallas	46,826	Dallas 20, Miami 17
8/13	at Miami	38,735	New Orleans 19, Miami 17
8/19	at Washington	54,750	Miami 38, Washington 7
8/26	at N.Y. Giants	58,732	Miami 24, N.Y. Giants 3

1984 (3-1)

DATE	SITE	ATT.	SCORE
8/4	at Miami	37,559	Miami 24, Indianapolis 3
8/11	at Minnesota	54,003	Miami 27, Minnesota 7
8/19	at L.A. Raiders	40,099	Miami 29, L.A. Raiders 23
8/24	at Tampa Bay	53,023	Tampa Bay 14, Miami 13

1985 (2-2)

DATE	SITE	ATT.	SCORE
8/10	at Miami	41,129	Minnesota 16, Miami 13 (OT)
8/17	at Miami	37,557	Miami 27, Buffalo 17
8/24	at L.A. Raiders	45,733	Miami 23, L.A. Raiders 17
8/30	at Atlanta	32,768	Atlanta 19, Miami 17

1986 (2-2)

DATE	SITE	ATT.	SCORE
8/9	at Minnesota	52,865	Minnesota 30, Miami 16
8/15	at Miami	50,815	Cleveland 17, Miami 10
8/23	at Philadelphia	51,635	Miami 20, Philadelphia 15
8/29	at Miami	45,766	Miami 21, Tampa Bay 3

1987 (2-2)

DATE	SITE	ATT.	SCORE
8/16	at Miami	63,451	Chicago 10, Miami 3
8/24	at Denver	74,288	Denver 31, Miami 28
8/29	at Philadelphia	38,728	Miami 35, Philadelphia 3
9/4	at Miami	66,236	Miami 34, Buffalo 20

1988 (2-3)

DATE	SITE	ATT.	SCORE
7/31	at London	70,535	Miami 27, San Francisco 21
8/6	at Chicago	60,386	Chicago 20, Miami 17
8/13	at Miami	51,270	Washington 27, Miami 10
8/19	at Miami	49,795	Miami 16, Denver 13 (OT)
8/26	at Minnesota	51,463	Minnesota 24, Miami 17

1989 (0-4)

DATE	SITE	ATT.	SCORE
8/14	at Miami	51,085	Chicago 28, Miami 20
8/19	at Jacksonville	56,712	Houston 26, Miami 10
8/25	at Washington	51,438	Washington 35, Miami 21
9/2	at Miami	41,748	Philadelphia 20, Miami 10

1990 (1-3)

DATE	SITE	ATT.	SCORE
8/11	at Chicago	56,449	Chicago 10, Miami 6
8/18	at Philadelphia	52,404	Philadelphia 23, Miami 14
8/25	at Miami	44,897	Miami 17, Denver 16
8/31	at Miami	44,689	Minnesota 20, Miami 17

1991 (3-2)

DATE	SITE	ATT.	SCORE
7/26	at Miami	49,939	Chicago 6, Miami 0
8/3	at Tokyo	51,122	Miami 19, L.A. Raiders 17
8/10	at Tampa Bay	51,387	Miami 29, Tampa Bay 13
8/19	at Denver	72,555	Denver 21, Miami 13
8/24	at Miami	44,099	Miami 28, New Orleans 24

1992 (3-2)

DATE	SITE	ATT.	SCORE
8/1	at Orlando	63,100	Miami 22, Washington 21
8/7	at Miami	50,803	Dallas 27, Miami 24
8/16	at Berlin	60,813	Miami 31, Denver 27
8/22	at Miami	42,136	Miami 22, Tampa Bay 7
8/27	at Baltimore	60,021	New Orleans 17, Miami 3

1993 (3-1)			
DATE	SITE	ATT.	SCORE
8/6	at Atlanta	51,798	Miami 28, Atlanta 27
8/14	at Miami	49,896	Miami 19, Washington 10
8/20	at Denver	59,393	Denver 34, Miami 24
8/28	at Miami	43,233	Miami 23, N.Y. Giants 17
1994 (3-2)			
DATE	SITE	ATT.	SCORE
7/30	at N.Y. Giants	61,720	Miami 20, N.Y. Giants 19
8/6	at Miami	47,244	Miami 24, Pittsburgh 14
8/13	at Milwaukee	52,759	Miami 31, Green Bay 24
8/20	at Miami	51,242	Tampa Bay 29, Miami 14
8/26	at Minnesota	46,933	Minnesota 31, Miami 16
1995 (1-3)			
DATE	SITE	ATT.	SCORE
8/4	at Miami	51,745	Jacksonville 24, Miami 21
8/11	at Atlanta	42,579	Atlanta 37, Miami 0
8/19	at Miami	48,556	Miami 27, Washington 13
8/25	at Orlando	58,595	Tampa Bay 24, Miami 17
1996 (3-1)			
DATE	SITE	ATT.	SCORE
8/3	at Miami	51,141	Miami 13, Tampa Bay 10
8/11	at Chicago	50,761	Chicago 24, Miami 21
8/19	at Miami	55,598	Miami 24, Minnesota 17
8/23	at Tampa Bay	40,137	Miami 19, Tampa Bay 7
1997 (3-2)			
DATE	SITE	ATT.	SCORE
7/26	at Green Bay	59,089	Green Bay 20, Miami 0
8/4	at Mexico City	104,629	Miami 38, Denver 19
8/10	at Miami	57,782	Miami 21, Chicago 14
8/16	at Tampa Bay	35,024	Tampa Bay 24, Miami 10
8/21	at Miami	57,400	Miami 28, Washington 7
1998 (4-0)			
DATE	SITE	ATT.	SCORE
8/8	at Washington	64,243	Miami 19, Washington 16
8/13	at Miami	59,184	Miami 14, Tampa Bay 13
8/23	at San Francisco	53,214	Miami 21, San Francisco 20
8/28	at Miami	61,915	Miami 21, Green Bay 7
1999 (2-2)			
DATE	SITE	ATT.	SCORE
8/13	at Miami	59,972	New Orleans 26, Miami 14
8/21	at San Diego	64,537	Miami 13, San Diego 10
8/28	at Miami	61,066	Miami 31, Detroit 10
9/2	at Green Bay	59,810	Green Bay 25, Miami 17
2000 (3-1)			
DATE	SITE	ATT.	SCORE
8/5	at Pittsburgh	45,871	Pittsburgh 13, Miami 10
8/10	at Miami	58,703	Miami 15, Tampa Bay 13
8/21	at Miami	60,287	Miami 17, Green Bay 14
8/25	at New Orleans	46,955	Miami 22, New Orleans 17
2001 (1-4)			
DATE	SITE	ATT.	SCORE
8/6	at Canton, Ohio	22,736	St. Louis 17, Miami 10
8/13	at Tampa Bay	65,308	Miami 17, Tampa Bay 14
8/18	at Miami	58,854	San Diego 23, Miami 20 (OT)
8/25	at Green Bay	59,547	Green Bay 17, Miami 12
8/31	at Miami	60,136	Minnesota 20, Miami 7
2002 (2-2)			
DATE	SITE	ATT.	SCORE
8/12	at Tampa Bay	65,008	Tampa Bay 14, Miami 10
8/15	at Miami	56,930	New Orleans 24, Miami 7
8/24	at Houston	69,432	Miami 24, Houston 3
8/29	at Miami	57,113	Miami 24, Chicago 22

2003 (2-2)

DATE	SITE	ATT.	SCORE
8/8	Miami	62,261	Tampa Bay 20, Miami 19
8/15	at Jacksonville	49,751	Jacksonville 27, Miami 23
8/22	Miami	59,093	Miami 30, Atlanta 21
8/28	at New Orleans	68,477	Miami 24, New Orleans 10

2004 (2-2)

DATE	SITE	ATT.	SCORE
8/14	Miami	67,978	Miami 16, Jacksonville 5
8/21	Miami	72,112	Washington 17, Miami 0
8/28	Tampa Bay	64,992	Tampa Bay 17, Miami 10
9/3	New Orleans	64,900	Miami 20, New Orleans 19

YEAR-BY-YEAR SCORES

● local TV blackout lifted (MN) = Monday night (TH) = Thursday night (SN) = Sunday night (FR) = Friday night

1966: Won 3, Lost 11 **Head Coach: George Wilson**
Fourth (tied) - Eastern Division

				DISTRIB	ACTUAL
9/2	OAKLAND	L	14-23	26,776	25,188
9/9	NEW YORK JETS	L	14-19	34,402	33,650
9/18	at Buffalo	L	24-58	37,546	37,176
10/2	at San Diego	L	10-44	26,451	26,444
10/9	at Oakland	L	10-21	30,787	28,863
10/16	DENVER	W	24-7	23,393	22,191
10/23	at Houston	W	20-13	23,173	21,999
11/6	BUFFALO	L	0-29	37,177	36,685
11/13	at Kansas City	L	16-34	34,063	33,733
11/20	at New York Jets	L	13-30	58,664	57,092
11/27	BOSTON	L	14-20	22,754	22,480
12/4	at Denver	L	7-17	32,592	32,116
12/11	KANSAS CITY	L	18-19	19,387	17,881
12/18	HOUSTON	W	29-28	20,045	19,274
				427,210	414,772

1967: Won 4, Lost 10 **Head Coach: George Wilson**
Third (tied) - Eastern Division

				DISTRIB	ACTUAL
9/17	DENVER	W	35-21	29,381	29,072
9/24	KANSAS CITY	L	0-24	36,272	33,280
10/1	at New York Jets	L	7-29	61,240	59,433
10/8	at Kansas City	L	0-41	45,291	42,920
10/15	at Boston	L	10-41	23,955	17,859
10/22	NEW YORK JETS	L	14-33	30,049	28,392
11/5	at Buffalo	L	13-35	31,622	30,950
11/12	at San Diego	L	0-24	34,761	32,395
11/19	at Oakland	L	17-31	37,295	33,753
11/26	BUFFALO	W	17-14	27,050	24,357
12/3	at Houston	L	14-17	21,865	20,979
12/10	SAN DIEGO	W	41-24	23,032	23,007
12/17	BOSTON	W	41-32	25,969	22,079
12/23	HOUSTON	L	10-41	31,121	29,628
				458,903	428,104

1968: Won 5, Lost 8, Tied 1 **Head Coach: George Wilson**
Third - Eastern Division

				DISTRIB	ACTUAL
9/14	HOUSTON	L	10-24	40,067	38,097
9/21	OAKLAND	L	21-47	30,021	28,751
9/28	KANSAS CITY	L	3-48	28,501	27,732
10/6	at Houston	W	24-7	36,109	35,424
10/12	BUFFALO	T	14-14	28,653	28,559
10/20	at Cincinnati	W	24-22	25,936	25,076

10/27	at Denver	L	14-21	44,115	43,411
11/3	at San Diego	L	28-34	37,281	31,686
11/10	at Buffalo	W	21-17	28,759	28,399
11/17	CINCINNATI	L	21-38	31,747	30,304
11/24	at Boston	W	34-10	18,305	13,646
12/1	at New York Jets	L	17-35	61,766	60,207
12/8	BOSTON	W	38-7	24,902	24,242
12/15	NEW YORK JETS.....	L	7-31	32,843	31,302
				469,005	446,836

**1969: Won 3, Lost 10, Tied 1
Fifth - Eastern Division**

Head Coach: George Wilson

				DISTRIB	ACTUAL
9/14	at Cincinnati	L	21-27	25,335	24,487
9/20	at Oakland	L	17-20	50,277	48,477
9/28	at Houston	L	10-22	41,086	40,387
10/4	OAKLAND	T	20-20	35,614	32,668
10/11	SAN DIEGO	L	14-21	34,585	33,073
10/19	at Kansas City	L	10-17	49,809	47,038
10/26	BUFFALO	W	24-6	39,837	39,194
11/2	at New York Jets	L	31-34	61,761	60,793
11/9	at Boston	W	17-16	19,821	10,665
11/16	at Buffalo	L	3-28	32,868	32,344
11/23	HOUSTON	L	7-32	27,218	27,114
11/30	Boston (at Tampa)	L	23-38	32,121	27,179
12/7	DENVER	W	27-24	25,332	24,972
12/14	NEW YORK JETS	L	9-27	48,108	42,148
				523,772	490,539

**1970: Won 10, Lost 4
Second - Eastern Division**

Head Coach: Don Shula

				DISTRIB	ACTUAL
9/20	at Boston	L	14-27	32,607	27,265
9/27	at Houston	W	20-10	39,840	38,779
10/3	OAKLAND	W	20-13	57,140	54,412
10/10	at New York Jets	W	20-6	62,712	61,801
10/18	at Buffalo	W	33-14	41,312	40,820
10/25	CLEVELAND	L	0-28	75,313	70,872
11/1	at Baltimore	L	0-35	60,240	59,305
11/8	at Philadelphia.....	L	17-24	58,171	53,149
11/15	NEW ORLEANS	W	21-10	42,866	41,557
11/22	BALTIMORE.....	W	34-17	67,699	63,362
11/30	at Atlanta (MN)	W	20-7	54,036	53,303
12/6	BOSTON	W	37-20	51,034	46,370
12/13	NEW YORK JETS	W	16-10	75,099	71,892
12/20	BUFFALO	W	45-7	70,990	64,957
				789,059	747,844

AMERICAN CONFERENCE PLAYOFF

12/27	at Oakland	L	14-21	54,401	52,594
-------	------------------	---	-------	--------	--------

**1971: Won 10, Lost 3, Tied 1
First - Eastern Division**

Head Coach: Don Shula

				DISTRIB	ACTUAL
9/19	at Denver	T	10-10	51,228	50,499
9/26	at Buffalo	W	29-14	45,139	44,626
10/3	NEW YORK JETS	L	10-14	70,670	67,161
10/10	at Cincinnati	W	23-13	60,099	59,090
10/17	NEW ENGLAND	W	41-3	58,822	56,222
10/24	at New York Jets	W	30-14	62,130	61,170
10/31	at Los Angeles	W	20-14	72,903	68,386
11/7	BUFFALO	W	34-0	61,016	57,748
11/14	PITTSBURGH	W	24-21	66,435	63,178
11/21	BALTIMORE	W	17-14	75,312	73,063
11/29	CHICAGO (MN)	W	34-3	75,312	73,071
12/5	at New England.....	L	13-34	61,457	60,110
12/11	at Baltimore	L	3-14	60,238	59,293
12/19	GREEN BAY	W	27-6	75,312	74,215
				896,073	867,832

AMERICAN CONFERENCE PLAYOFF

12/25	at Kansas City.....	W	27-24 (2 OT)	50,374	45,882
-------	---------------------	---	--------------	--------	--------

AMERICAN CONFERENCE CHAMPIONSHIP					
1/2	BALTIMORE	W	21-0	78,939	78,629
SUPER BOWL VI AT NEW ORLEANS					
1/16	Dallas	L	3-24	81,023	80,591
1972:	Won 14, Lost 0			Head Coach: Don Shula	
First- Eastern Division					
				DISTRIB	ACTUAL
9/17	at Kansas City	W	20-10	79,829	78,736
9/24	HOUSTON	W	34-13	77,821	75,069
10/1	at Minnesota	W	16-14	47,900	45,766
10/8	at New York Jets	W	27-17	63,841	61,720
10/15	SAN DIEGO	W	24-10	80,010	78,212
10/22	BUFFALO	W	24-23	80,010	78,175
10/29	at Baltimore	W	23-0	60,000	59,303
11/5	at Buffalo	W	30-16	46,206	45,659
11/12	NEW ENGLAND	W	52-0	80,010	78,148
11/19	NEW YORK JETS	W	28-24	80,010	78,166
11/27	ST. LOUIS (MN)	W	31-10	80,010	78,190
12/3	at New England	W	37-21	60,999	60,144
12/10	at New York Giants	W	23-13	62,728	62,728
12/16	BALTIMORE	W	16-0	80,010	78,202
				979,384	958,218
AMERICAN CONFERENCE PLAYOFF					
12/24	CLEVELAND	W	20-14	78,916	78,196
AMERICAN CONFERENCE CHAMPIONSHIP					
12/31	at Pittsburgh	W	21-17	50,845	50,350
SUPER BOWL VII AT LOS ANGELES					
1/14	Washington	W	14-7	90,182	85,462
1973:	Won 12, Lost 2			Head Coach: Don Shula	
First- Eastern Division					
				DISTRIB	ACTUAL
9/16	● SAN FRANCISCO	W	21-13	78,768	68,275
9/23	at Oakland	L	7-12	74,121	74,044
9/30	● NEW ENGLAND	W	44-23	78,830	62,508
10/7	● NEW YORK JETS	W	31-3	78,821	63,850
10/15	● at Cleveland (MN)	W	17-9	78,424	72,070
10/21	● BUFFALO	W	27-6	78,738	65,241
10/28	● at New England	W	30-14	60,268	57,617
11/4	● at New York Jets	W	24-14	61,462	57,591
11/11	● BALTIMORE	W	44-0	78,854	60,332
11/18	● at Buffalo	W	17-0	79,401	77,138
11/22	● at Dallas	W	14-7	62,967	58,089
12/3	● PITTSBURGH (MN)	W	30-26	78,922	68,901
12/9	at Baltimore	L	3-16	57,834	41,005
12/15	● DETROIT	W	34-7	78,337	53,375
				1,025,747	880,036
AMERICAN CONFERENCE PLAYOFF					
12/23	CINCINNATI	W	34-16	78,928	75,770
AMERICAN CONFERENCE CHAMPIONSHIP					
12/30	● OAKLAND	W	27-10	79,325	75,105
SUPER BOWL VIII AT HOUSTON					
1/13	Minnesota	W	24-7	71,882	68,142
1974:	Won 11, Lost 3			Head Coach: Don Shula	
First - Eastern Division					
				DISTRIB	ACTUAL
9/15	at New England	L	24-34	55,006	54,193
9/22	● at Buffalo	W	24-16	79,463	78,990
9/29	at San Diego	W	28-21	45,098	44,706
10/7	● NEW YORK JETS (MN)...	W	21-17	78,219	61,527
10/13	● at Washington	L	17-20	54,395	54,395
10/20	KANSAS CITY	W	9-3	75,358	67,779
10/27	BALTIMORE	W	17-7	72,849	65,868
11/3	ATLANTA	W	42-7	74,935	64,399
11/10	at New Orleans	W	21-0	74,289	73,458
11/17	● BUFFALO	W	35-28	78,771	69,313
11/24	● at New York Jets	L	14-17	60,481	57,162
12/2	CINCINNATI (MN)	W	24-3	78,675	71,962
12/8	at Baltimore	W	17-16	40,911	34,420

12/15	● NEW ENGLAND	W	34-27	78,611	56,920
				947,061	855,092
AMERICAN CONFERENCE PLAYOFF					
12/21	at Oakland	L	26-28	53,023	52,817
1975:	Won 10, Lost 4			Head Coach: Don Shula	
	Second - Eastern Division				
				DISTRIB	ACTUAL
9/22	OAKLAND (MN)	L	21-31	78,805	78,744
9/28	● at New England	W	22-14	61,279	60,602
10/5	● at Green Bay	W	31-7	56,267	55,270
10/12	PHILADELPHIA	W	24-16	62,925	60,127
10/19	● at New York Jets	W	43-0	60,471	47,191
10/26	● at Buffalo	W	35-30	79,429	79,080
11/2	at Chicago	W	46-13	56,577	51,298
11/9	NEW YORK JETS	W	27-7	75,631	72,896
11/16	● at Houston	L	19-20	50,494	48,892
11/23	BALTIMORE	L	17-33	67,029	61,986
12/1	NEW ENGLAND (MN)	W	20-7	68,480	61,963
12/7	BUFFALO	W	31-21	78,701	74,573
12/14	● at Baltimore	L	7-10 (OT)	59,808	59,398
12/20	DENVER	W	14-13	56,187	43,064
				912,083	855,084
1976:	Won 6, Lost 8			Head Coach: Don Shula	
	Third-Eastern Division				
				DISTRIB	ACTUAL
9/13	at Buffalo (MN)	W	30-21	77,800	77,683
9/19	at New England	L	14-30	46,227	46,053
9/26	NEW YORK JETS	W	16-0	53,600	49,754
10/3	LOS ANGELES	L	28-31	65,314	60,753
10/10	● at Baltimore	L	14-28	59,295	58,832
10/17	KANSAS CITY	L	17-20 (OT)	50,471	43,325
10/24	at Tampa Bay	W	23-20	63,016	59,155
10/31	NEW ENGLAND	W	10-3	57,984	52,863
11/7	at New York Jets	W	27-7	58,882	53,344
11/14	● at Pittsburgh	L	3-14	49,813	48,945
11/22	BALTIMORE (MN)	L	16-17	68,372	62,104
11/28	at Cleveland	L	13-17	76,562	74,715
12/5	BUFFALO	W	45-27	51,423	43,475
12/11	MINNESOTA	L	7-29	52,945	46,543
				831,704	777,544
1977:	Won 10, Lost 4			Head Coach: Don Shula	
	Second - Eastern Division				
				DISTRIB	ACTUAL
9/18	at Buffalo	W	13-0	78,048	76,097
9/25	at San Francisco	W	19-15	45,560	40,503
10/2	HOUSTON	W	27-7	50,764	49,619
10/9	at Baltimore	L	28-45	57,829	57,005
10/16	NEW YORK JETS	W	21-17	45,048	43,446
10/23	SEATTLE	W	31-13	38,967	29,858
10/30	SAN DIEGO	L	13-14	47,525	40,670
11/6	at New York Jets	W	14-10	53,698	51,582
11/13	NEW ENGLAND	W	17-5	67,907	67,502
11/20	● at Cincinnati	L	17-23	58,710	46,733
11/24	● at St. Louis	W	55-14	50,855	50,269
12/5	● BALTIMORE (MN)	W	17-6	74,216	68,977
12/11	● at New England	L	10-14	61,279	61,064
12/17	BUFFALO	W	31-14	45,855	39,626
				776,261	722,951
1978:	Won 11, Lost 5			Head Coach: Don Shula	
	Second - Eastern Division				
				DISTRIB	ACTUAL
9/3	at New York Jets	L	20-33	53,941	49,598
9/10	at Baltimore	W	42-0	47,658	46,426
9/17	BUFFALO	W	31-24	51,362	48,373
9/24	● at Philadelphia	L	3-17	64,328	62,998
10/1	ST. LOUIS	W	24-10	47,650	43,882
10/9	CINCINNATI (MN)	W	21-0	57,481	54,729

10/15	at San Diego	W	28-21	51,426	50,637
10/22	● at New England.....	L	24-33	61,297	60,424
10/29	BALTIMORE	W	26-8	55,783	53,524
11/5	● DALLAS	W	23-16	74,058	70,414
11/12	at Buffalo	W	25-24	50,110	48,623
11/20	● at Houston (MN).....	L	30-35	51,189	50,290
11/26	NEW YORK JETS	L	13-24	53,900	49,255
12/3	● at Washington	W	16-0	54,239	52,860
12/10	OAKLAND	W	23-6	73,889	73,003
12/18	NEW ENGLAND (MN)	W	23-3	73,945	72,071
				922,256	887,107

AFC WILD-CARD PLAYOFF

12/24	HOUSTON	L	9-17	72,445	70,036
-------	---------------	---	------	--------	--------

1979:	Won 10, Lost 6	Head Coach: Don Shula			
	First - Eastern Division				

				DISTRIB	ACTUAL
9/2	at Buffalo	W	9-7	70,841	69,441
9/9	SEATTLE	W	19-10	60,045	56,233
9/16	● at Minnesota	W	27-12	47,748	44,187
9/23	CHICAGO	W	31-16	66,598	66,011
9/30	at New York Jets	L	27-33	59,595	51,496
10/8	● at Oakland (MN).....	L	3-13	53,419	52,419
10/14	BUFFALO	W	17-7	54,062	45,597
10/21	● at New England	L	13-28	61,297	61,096
10/28	GREEN BAY	W	27-7	54,343	47,741
11/5	HOUSTON (MN).....	L	6-9	73,900	70,273
11/11	BALTIMORE	W	19-0	56,884	50,193
11/18	at Cleveland	L	24-30 (OT)	81,300	80,374
11/25	at Baltimore	W	28-24	44,989	36,016
11/29	● NEW ENGLAND (TH)	W	39-24	73,628	69,174
12/9	at Detroit	W	28-10	79,073	78,087
12/15	NEW YORK JETS	L	24-27	58,620	49,915
				996,342	930,253

AMERICAN CONFERENCE PLAYOFF

12/30	● at Pittsburgh	L	14-34	50,320	50,214
-------	-----------------------	---	-------	--------	--------

1980:	Won 8, Lost 8	Head Coach: Don Shula			
	Third - Eastern Division				

				DISTRIB	ACTUAL
9/7	at Buffalo	L	7-17	80,020	79,598
9/14	CINCINNATI	W	17-16	45,480	38,322
9/21	● at Atlanta	W	20-17	58,558	55,479
9/28	NEW ORLEANS.....	W	21-16	46,599	40,946
10/5	BALTIMORE.....	L	17-30	53,838	50,631
10/12	● at New England	L	0-34	60,392	60,377
10/19	BUFFALO	W	17-14	49,499	41,636
10/27	at New York Jets (MN)	L	14-17	59,677	53,046
11/2	at Oakland	L	10-16	47,274	46,378
11/9	● at Los Angeles	W	35-14	67,751	62,198
11/16	SAN FRANCISCO.....	W	17-13	50,219	45,135
11/20	SAN DIEGO (TH).....	L	24-27 (OT)	66,009	63,013
11/30	● at Pittsburgh	L	10-23	54,082	51,384
12/8	NEW ENGLAND (MN)	W	16-13 (OT)	63,936	63,292
12/14	at Baltimore	W	24-14	36,136	30,564
12/20	NEW YORK JETS.....	L	17-24	47,920	41,854
				887,390	823,853

1981:	Won 11, Lost 4, Tied 1	Head Coach: Don Shula			
	First - Eastern Division				

				DISTRIB	ACTUAL
9/6	at St. Louis	W	20-7	50,923	50,351
9/10	PITTSBURGH (TH).....	W	30-10	75,059	74,190
9/20	● at Houston	W	16-10	51,344	47,379
9/27	at Baltimore	W	31-28	42,452	41,630
10/4	NEW YORK JETS.....	T	28-28 (OT)	69,631	68,723
10/12	● at Buffalo (MN).....	L	21-31	79,275	78,576
10/18	WASHINGTON.....	W	13-10	51,710	47,367
10/25	● at Dallas	L	27-28	65,066	64,221
11/1	BALTIMORE	W	27-10	50,473	46,061
11/8	● at New England.....	W	30-27 (OT)	61,297	60,436

11/15	OAKLAND	L	17-33	66,359	61,777
11/22	● at New York Jets	L	15-16	60,370	59,962
11/30	● PHILADELPHIA (MN).....	W	13-10	73,916	67,797
12/6	NEW ENGLAND	W	24-14	54,326	50,421
12/13	at Kansas City	W	17-7	57,477	57,407
12/19	BUFFALO	W	16-6	73,629	72,956
				993,307	949,254

AMERICAN CONFERENCE PLAYOFF

1/2	● SAN DIEGO	L	38-41 (OT)	74,233	73,735
-----	-------------------	---	------------	--------	--------

1982: Won 7, Lost 2

Head Coach: Don Shula

Second (Tied) - American Football Conference

				DISTRIB	ACTUAL
9/12	at New York Jets	W	45-28	54,236	53,360
9/19	BALTIMORE	W	24-20	53,823	51,999
11/21	at Buffalo	W	9-7	54,475	52,945
11/29	at Tampa Bay (MN)	L	17-23	70,686	54,854
12/5	MINNESOTA	W	22-14	50,474	45,721
12/12	at New England	L	0-3	33,293	25,716
12/18	NEW YORK JETS	W	20-19	67,825	67,702
12/27	BUFFALO (MN).....	W	27-10	75,051	73,924
1/2	at Baltimore	W	34-7	22,354	19,073
				482,217	445,294

Games Lost to Strike: at Green Bay (9/26), at Cincinnati (10/3), DETROIT (10/10), NEW ENGLAND (10/17), at L.A. Raiders (10/31), SAN DIEGO (MN, 11/8), CLEVELAND (11/14)

AMERICAN CONFERENCE PLAYOFF (first round)

1/8	NEW ENGLAND	W	28-13	70,881	68,842
-----	-------------------	---	-------	--------	--------

AMERICAN CONFERENCE PLAYOFF (second round)

1/16	● SAN DIEGO	W	34-13	73,772	71,383
------	-------------------	---	-------	--------	--------

AMERICAN CONFERENCE CHAMPIONSHIP

1/23	● NEW YORK JETS	W	14-0	74,918	67,396
------	-----------------------	---	------	--------	--------

SUPER BOWL XVII AT PASADENA

1/30	Washington	L	17-27		103,667
------	------------------	---	-------	--	---------

1983: Won 12, Lost 4

Head Coach: Don Shula

First - Eastern Division

				DISTRIB	ACTUAL
9/4	at Buffalo	W	12-0	80,020	78,715
9/11	NEW ENGLAND	W	34-24	62,309	59,343
9/19	at L.A. Raiders (MN)	L	14-27	60,696	57,796
9/25	KANSAS CITY	W	14-6	55,125	50,785
10/2	at New Orleans	L	7-17	71,081	66,489
10/9	BUFFALO	L	35-38 (OT)	62,716	59,948
10/16	at New York Jets	W	32-14	60,370	58,615
10/23	at Baltimore	W	21-7	45,768	32,343
10/30	L.A. RAMS	W	30-14	74,856	72,175
11/6	at San Francisco	W	20-17	61,047	57,832
11/13	at New England.....	L	6-17	61,150	60,771
11/20	BALTIMORE.....	W	37-0	59,736	54,482
11/28	● CINCINNATI (MN)	W	38-14	75,007	74,506
12/4	at Houston.....	W	24-17	50,365	39,434
12/10	ATLANTA.....	W	31-24	62,552	56,725
12/16	NEW YORK JETS (FR) ...	W	34-14	75,057	59,975
				1,017,855	939,934

AMERICAN CONFERENCE PLAYOFF

12/31	SEATTLE.....	L	20-27	75,116	71,032
-------	--------------	---	-------	--------	--------

1984: Won 14, Lost 2

Head Coach: Don Shula

First - Eastern Division

				DISTRIB	ACTUAL
9/2	● at Washington	W	35-17	55,431	52,683
9/9	NEW ENGLAND	W	28-7	67,843	66,083
9/17	at Buffalo (MN)	W	21-17	66,317	65,455
9/23	INDIANAPOLIS	W	44-7	57,813	55,415
9/30	at St. Louis.....	W	36-28	48,605	46,991
10/7	● at Pittsburgh	W	31-7	59,103	59,103
10/14	HOUSTON	W	28-10	59,106	54,080
10/21	at New England.....	W	44-24	60,890	60,711
10/28	BUFFALO	W	38-7	61,897	58,824
11/4	at New York Jets	W	31-17	76,891	72,655
11/11	PHILADELPHIA	W	24-23	70,805	70,227

11/18	at San Diego	L	28-34 (OT)	60,234	53,041
11/26	NEW YORK JETS (MN)...	W	28-17	75,002	74,884
12/2	● L.A. RAIDERS	L	34-45	75,151	71,222
12/9	● at Indianapolis	W	35-17	60,695	60,411
12/17	● DALLAS (MN)	W	28-21	75,105	74,139
				1,030,888	995,924

AMERICAN CONFERENCE PLAYOFF

12/29	● SEATTLE	W	31-10	74,291	73,469
-------	-----------------	---	-------	--------	--------

AMERICAN CONFERENCE CHAMPIONSHIP

1/6	● PITTSBURGH	W	45-28	76,029	76,029
-----	--------------------	---	-------	--------	--------

SUPER BOWL XIX AT PALO ALTO

1/20	San Francisco	L	16-38		84,059
------	---------------------	---	-------	--	--------

1985: Won 12, Lost 4 Head Coach: Don Shula
First - Eastern Division

				DISTRIB	ACTUAL
9/8	at Houston	L	23-26	50,157	47,656
9/15	INDIANAPOLIS	W	30-13	57,772	53,693
9/22	KANSAS CITY	W	31-0	72,238	69,791
9/29	● at Denver	W	30-26	75,100	73,614
10/6	● PITTSBURGH	W	24-20	75,070	72,820
10/14	● at New York Jets (MN)	L	7-23	76,891	73,807
10/20	TAMPA BAY	W	41-38	62,987	62,335
10/27	● at Detroit	L	21-31	80,638	75,291
11/3	● at New England	L	13-17	61,000	58,811
11/10	● NEW YORK JETS	W	21-17	75,275	73,695
11/17	● at Indianapolis	W	34-20	60,656	59,666
11/24	at Buffalo	W	23-14	53,529	50,474
12/2	● CHICAGO (MN)	W	38-24	75,594	75,594
12/8	● at Green Bay	W	34-24	56,860	52,671
12/16	● NEW ENGLAND (MN)	W	30-27	75,825	69,489
12/22	BUFFALO	W	28-0	65,686	64,811
				1,075,278	1,034,218

AMERICAN CONFERENCE PLAYOFF

1/4	● CLEVELAND	W	24-21	75,842	75,128
-----	-------------------	---	-------	--------	--------

AMERICAN CONFERENCE CHAMPIONSHIP

1/12	● NEW ENGLAND	L	14-31	76,270	74,978
------	---------------------	---	-------	--------	--------

1986: Won 8, Lost 8 Head Coach: Don Shula
Third - Eastern Division

				DISTRIB	ACTUAL
9/7	● at San Diego	L	28-50	60,147	57,726
9/14	INDIANAPOLIS	W	30-10	58,442	51,848
9/21	● at New York Jets	L	45-51 (OT)	76,891	71,025
9/28	SAN FRANCISCO	L	16-31	74,730	70,264
10/5	● at New England	L	7-34	61,000	60,689
10/12	BUFFALO	W	27-14	59,089	49,467
10/19	● L.A. RAIDERS	L	28-30	75,284	53,421
10/26	● at Indianapolis	W	17-13	60,596	58,350
11/2	HOUSTON	W	28-7	56,321	43,804
11/10	● at Cleveland (MN)	L	16-26	79,793	77,949
11/16	● at Buffalo	W	34-24	80,290	76,474
11/24	● NEW YORK JETS (MN)...	W	45-3	76,254	70,206
11/30	ATLANTA	L	14-20	62,309	53,762
12/7	at New Orleans	W	31-27	69,136	64,761
12/14	● at L.A. Rams	W	37-31 (OT)	68,379	62,629
12/22	NEW ENGLAND (MN)	L	27-34	76,254	74,516
				1,094,915	996,891

1987: Won 8, Lost 7 Head Coach: Don Shula
Second (Tied) - Eastern Division

				DISTRIB	ACTUAL
9/13	● at New England	L	21-28	60,864	54,642
9/20	at Indianapolis	W	23-10	58,704	57,524
10/4	● at Seattle	L	20-24	32,056	19,448
10/11	KANSAS CITY	W	42-0	43,875	25,867
10/18	● at New York Jets	L	31-37 (OT)	39,000	18,249
10/25	BUFFALO	L	31-34 (OT)	70,592	61,295
11/1	PITTSBURGH	W	35-24	72,028	52,578
11/8	● at Cincinnati	W	20-14	59,931	53,840
11/15	INDIANAPOLIS	L	21-40	72,070	65,433

11/22	● at Dallas (SN).....	W	20-14	63,292	56,519
11/29	at Buffalo	L	0-27	72,350	68,055
12/7	● NEW YORK JETS (MN)...	W	37-28	72,672	62,592
12/13	● at Philadelphia	W	28-10	65,746	63,841
12/20	● WASHINGTON (SN)	W	23-21	72,743	65,715
12/28	● NEW ENGLAND (MN)	L	10-24	72,630	61,192
				928,553	786,790

Game Lost to Strike: NEW YORK GIANTS (9/27)

1988: Won 6, Lost 10 Head Coach: Don Shula
Fifth - Eastern Division

				DISTRIB	ACTUAL
9/4	● at Chicago	L	7-34	66,496	63,330
9/11	● at Buffalo	L	6-9	80,343	79,529
9/18	GREEN BAY	W	24-17	61,965	54,409
9/25	● at Indianapolis	L	13-15	60,577	59,638
10/2	MINNESOTA	W	24-7	65,757	59,867
10/9	at L.A. Raiders	W	24-14	55,178	50,751
10/16	SAN DIEGO	W	31-28	64,623	58,972
10/23	NEW YORK JETS	L	30-44	72,756	68,292
10/30	at Tampa Bay	W	17-14	74,314	67,352
11/6	● at New England.....	L	10-21	60,945	60,840
11/14	BUFFALO (MN).....	L	6-31	72,610	67,091
11/20	NEW ENGLAND (SN)	L	3-6	65,009	53,525
11/27	● at New York Jets	L	34-38	76,891	52,752
12/4	INDIANAPOLIS	L	28-31	61,613	45,236
12/12	CLEVELAND (MN).....	W	38-31	71,518	61,884
12/18	● at Pittsburgh	L	24-40	59,000	36,051
				1,069,595	939,519

1989: Won 8, Lost 8 Head Coach: Don Shula
Second (Tied) - Eastern Division

				DISTRIB	ACTUAL
9/10	BUFFALO	L	24-27	58,373	54,541
9/17	at New England	W	24-10	58,089	57,043
9/24	NEW YORK JETS	L	33-40	67,673	65,908
10/1	at Houston	L	7-39	53,617	53,326
10/8	CLEVELAND	W	13-10 (OT)	64,542	58,444
10/15	● at Cincinnati	W	20-13	60,044	58,184
10/22	GREEN BAY	W	23-20	60,570	56,624
10/29	● at Buffalo	L	17-31	80,422	80,208
11/5	INDIANAPOLIS	W	19-13	57,916	52,680
11/12	● at New York Jets	W	31-23	76,891	65,923
11/19	at Dallas	W	17-14	58,738	56,044
11/26	PITTSBURGH	L	14-34	65,302	59,936
12/3	at Kansas City	L	21-26	56,004	54,610
12/10	NEW ENGLAND (SN).....	W	31-10	62,127	55,918
12/17	● at Indianapolis	L	13-42	60,643	55,665
12/24	KANSAS CITY	L	24-27	55,952	43,612
				996,903	928,666

1990: Won 12, Lost 4 Head Coach: Don Shula
Second - Eastern Division

				DISTRIB	ACTUAL
9/9	at New England	W	27-24	45,628	45,305
9/16	BUFFALO	W	30-7	68,490	68,142
9/23	● at New York Giants	L	3-20	77,186	76,483
9/30	● at Pittsburgh	W	28-6	59,000	54,691
10/7	NEW YORK JETS	W	20-16	71,835	69,678
10/18	NEW ENGLAND (TH).....	W	17-10	65,017	62,630
10/28	● at Indianapolis	W	27-7	60,649	59,213
11/4	PHOENIX	W	23-3	57,652	54,924
11/11	● at New York Jets	W	17-3	76,891	68,362
11/19	● L.A. RAIDERS (MN).....	L	10-13	72,393	70,553
11/25	at Cleveland	W	30-13	73,195	70,225
12/2	● at Washington	L	20-42	55,683	53,599
12/9	● PHILADELPHIA (SN).....	W	23-20 (OT)	71,904	67,034
12/16	SEATTLE.....	W	24-17	61,843	57,851
12/23	● at Buffalo	L	14-24	80,433	80,235
12/30	INDIANAPOLIS	W	23-17	63,797	59,547
				1,061,596	1,018,472

Year-By-Year Scores • 383

AMERICAN CONFERENCE FIRST ROUND PLAYOFF					
1/5	● KANSAS CITY	W	17-16	73,067	67,276
AMERICAN CONFERENCE DIVISIONAL PLAYOFF					
1/12	● at Buffalo	L	34-44	80,252	77,087
1991:	Won 8, Lost 8				Head Coach: Don Shula
	Second (Tied) - Eastern Division				
			DISTRIB		ACTUAL
9/1	● at Buffalo	L	31-35	80,368	80,252
9/8	INDIANAPOLIS	W	17-6	55,076	51,155
9/15	at Detroit	L	13-17	59,693	56,896
9/22	GREEN BAY	W	16-13	57,799	56,583
9/29	● at New York Jets	L	23-41	76,891	71,170
10/6	at New England	W	20-10	55,075	49,749
10/13	● at Kansas City	L	7-42	77,865	76,021
10/20	HOUSTON	L	13-17	66,328	60,705
11/3	at Indianapolis	W	10-6	57,154	55,899
11/10	NEW ENGLAND (SN)	W	30-20	59,169	56,065
11/18	● BUFFALO (MN)	L	27-41	72,839	71,062
11/24	● at Chicago	W	16-13 (OT)	66,946	58,288
12/1	TAMPA BAY	W	33-14	59,393	51,036
12/9	CINCINNATI (MN)	W	37-13	64,844	60,616
12/15	at San Diego	L	30-38	53,140	47,731
12/22	● NEW YORK JETS	L	20-23 (OT)	72,487	69,636
				1,035,067	972,864
1992:	Won 11, Lost 5				Head Coach: Don Shula
	First - Eastern Division				
			DISTRIB		ACTUAL
9/14	at Cleveland (MN)	W	27-23	76,910	74,765
9/20	L.A. RAMS	W	26-10	59,892	55,945
9/27	● at Seattle	W	19-17	65,879	59,374
10/4	● at Buffalo	W	37-10	80,404	80,368
10/11	ATLANTA	W	21-17	71,646	68,633
10/18	NEW ENGLAND	W	38-17	61,120	57,282
10/25	INDIANAPOLIS	L	20-31	62,515	61,117
11/1	● at New York Jets	L	14-26	76,891	69,313
11/8	at Indianapolis	W	28-0	61,046	59,892
11/16	● BUFFALO (MN)	L	20-26	72,460	70,629
11/22	● HOUSTON	W	19-16	72,009	63,597
11/29	● at New Orleans	L	13-24	68,591	68,591
12/6	● at San Francisco	L	3-27	66,461	58,474
12/14	● L.A. RAIDERS (MN)	W	20-7	72,220	67,098
12/20	● NEW YORK JETS (SN) ...	W	19-17	72,133	68,275
12/27	at New England	W	16-13 (OT)	43,137	34,726
				1,083,314	1,018,079
AMERICAN CONFERENCE DIVISIONAL PLAYOFF					
1/10	● SAN DIEGO	W	31-0	72,625	71,224
AMERICAN CONFERENCE CHAMPIONSHIP					
1/17	● BUFFALO	L	10-29	72,996	72,703
1993:	Won 9, Lost 7				Head Coach: Don Shula
	Second - Eastern Division				
			DISTRIB		ACTUAL
9/5	at Indianapolis	W	24-20	54,249	51,858
9/12	NEW YORK JETS	L	14-24	73,150	70,314
9/26	● at Buffalo	W	22-13	80,076	79,635
10/4	● WASHINGTON (MN)	W	17-10	73,672	68,568
10/10	● at Cleveland	W	24-14	78,512	78,138
10/24	INDIANAPOLIS (SN)	W	41-27	61,209	57,301
10/31	● KANSAS CITY	W	30-10	73,886	67,765
11/7	● at New York Jets	L	10-27	77,289	71,306
11/14	● at Philadelphia	W	19-14	66,552	64,213
11/21	NEW ENGLAND	W	17-13	65,929	59,982
11/25	● at Dallas	W	16-14	60,198	60,198
12/5	● NEW YORK GIANTS	L	14-19	74,444	72,161
12/13	● PITTSBURGH (MN)	L	20-21	73,882	70,232
12/19	● BUFFALO	L	34-47	74,504	71,597
12/27	● at San Diego (MN)	L	20-45	63,349	60,311
1/2	● at New England	L	27-33 (OT)	60,290	53,883
				1,111,191	1,057,462

1994: Won 10, Lost 6
First - Eastern Division

Head Coach: Don Shula

				DISTRIB	ACTUAL
9/4	NEW ENGLAND	W	39-35	73,821	71,023
9/11	● Green Bay (at Mil.)	W	24-14	56,051	55,011
9/18	● NEW YORK JETS	W	28-14	73,925	68,977
9/25	● at Minnesota	L	35-38	64,035	64,035
10/2	● at Cincinnati (SN)	W	23-7	59,943	55,056
10/9	● at Buffalo	L	11-21	79,583	79,491
10/16	● L.A. RAIDERS	W	20-17 (OT)	74,207	70,112
10/30	● at New England	W	23-3	60,292	59,167
11/6	INDIANAPOLIS	W	22-21	74,028	71,158
11/13	● CHICAGO	L	14-17	74,340	64,871
11/20	● at Pittsburgh	L	13-16 (OT)	59,148	59,148
11/27	● at New York Jets	W	28-24	77,716	75,606
12/4	● BUFFALO (SN)	L	31-42	74,436	69,358
12/12	● KANSAS CITY (MN)	W	45-28	74,421	71,578
12/18	● at Indianapolis	L	6-10	60,714	58,867
12/25	● DETROIT (SN)	W	27-20	74,302	70,980
				1,110,962	1,064,438
AMERICAN CONFERENCE FIRST-ROUND PLAYOFF					
12/31	● KANSAS CITY	W	27-17	74,248	69,757

AMERICAN CONFERENCE DIVISIONAL PLAYOFF

1/8	● at San Diego	L	21-22	63,682	63,381
-----	----------------------	---	-------	--------	--------

1995: Won 9, Lost 7
Second (Tied) - Eastern Division

Head Coach: Don Shula

				DISTRIB	ACTUAL
9/3	● NEW YORK JETS	W	52-14	74,900	71,317
9/10	● at New England	W	20-3	60,292	60,239
9/18	● PITTSBURGH (MN)	W	23-10	75,186	72,874
10/1	● at Cincinnati	W	26-23	56,448	52,671
10/8	● INDIANAPOLIS	L	24-27 (OT)	75,181	68,471
10/15	at New Orleans	L	30-33	64,529	55,628
10/22	● at N.Y. Jets	L	16-17	77,716	67,228
10/29	● BUFFALO	W	23-6	75,224	71,060
11/5	● at San Diego (SN)	W	24-14	63,199	61,996
11/12	● NEW ENGLAND	L	17-34	75,378	70,399
11/20	● SAN FRANCISCO (MN)	L	20-44	75,557	73,080
11/26	● at Indianapolis	L	28-36	60,902	60,414
12/3	● ATLANTA	W	21-20	75,217	63,395
12/11	● KANSAS CITY (MN)	W	13-6	75,311	70,321
12/17	● at Buffalo	L	20-23	79,703	79,531
12/24	● at St. Louis	W	41-22	65,728	63,876
				1,129,674	1,062,500
AMERICAN CONFERENCE FIRST-ROUND PLAYOFF					
12/30	● at Buffalo	L	22-37	79,671	73,103

1996: Won 8, Lost 8
Fourth - Eastern Division

Head Coach: Jimmy Johnson

				DISTRIB	ACTUAL
9/1	● NEW ENGLAND	W	24-10	74,855	71,542
9/8	at Arizona (SN)	W	38-10	57,988	55,444
9/15	● NEW YORK JETS	W	36-27	75,103	68,137
9/23	● at Indianapolis (MN)	L	6-10	61,393	60,891
10/6	● SEATTLE	L	15-22	75,224	59,539
10/13	● at Buffalo	W	21-7	79,803	79,642
10/20	● at Philadelphia	L	28-35	66,890	66,240
10/27	● DALLAS	L	10-29	75,651	75,283
11/3	● at New England	L	23-42	60,292	58,942
11/10	● INDIANAPOLIS	W	37-13	75,387	66,623
11/17	at Houston	W	23-20	48,890	47,358
11/25	● PITTSBURGH (MN)	L	17-24	75,507	73,489
12/1	● at Oakland	L	7-17	61,436	60,591
12/8	● NEW YORK GIANTS	L	7-17	75,234	63,889
12/16	● BUFFALO (MN)	W	16-14	75,388	67,016
12/22	● at New York Jets	W	31-28	77,716	47,271
				1,115,257	1,022,297

1997: Won 9, Lost 7
Second - Eastern Division

Head Coach: Jimmy Johnson

				PAID
8/31	INDIANAPOLIS	W	16-10	70,813
9/7	TENNESSEE	W	16-13 (OT)	64,439
9/14	● at Green Bay	L	18-23	60,075
9/21	● at Tampa Bay (SN).....	L	21-31	73,314
10/5	● KANSAS CITY	W	17-14	71,794
10/12	● at New York Jets	W	31-20	75,601
10/19	● at Baltimore	W	24-13	64,354
10/27	● CHICAGO (MN)	L	33-36 (OT)	73,156
11/2	● at Buffalo	L	6-9	78,011
11/9	● NEW YORK JETS	W	24-17	73,089
11/17	● BUFFALO (MN).....	W	30-13	74,155
11/23	● at New England	L	24-27	59,002
11/30	at Oakland	W	34-16	50,569
12/7	● DETROIT (SN).....	W	33-30	72,266
12/14	● at Indianapolis	L	0-41	61,282
12/22	● NEW ENGLAND (MN)	L	12-14	74,379

1,095,669

AMERICAN CONFERENCE FIRST-ROUND PLAYOFF

12/28	● at New England.....	L	3-17	60,041
-------	-----------------------	---	------	--------

1998: Won 10, Lost 6
Second - Eastern Division

Head Coach: Jimmy Johnson

				PAID
9/6	● at Indianapolis.....	W	24-15	65,087
9/13	● BUFFALO	W	13-7	73,097
9/20	● PITTSBURGH	W	21-0	73,948
10/4	● at N.Y. Jets.....	L	9-20	75,257
10/12	● at Jacksonville (MN).....	L	21-28	74,051
10/18	ST. LOUIS	W	14-0	65,418
10/25	● NEW ENGLAND	W	12-9 (OT)	73,973
11/1	● at Buffalo	L	24-30	79,011
11/8	● INDIANAPOLIS	W	27-14	73,400
11/15	at Carolina.....	W	13-9	67,887
11/23	● at New England (MN).....	L	23-26	58,729
11/29	● NEW ORLEANS.....	W	30-10	73,216
12/6	at Oakland.....	W	27-17	61,254
12/13	● N.Y. JETS (SN)	L	16-21	74,369
12/21	● DENVER (MN)	W	31-21	74,363
12/ 27	● at Atlanta	L	16-38	69,754

1,132,814

AMERICAN CONFERENCE FIRST-ROUND PLAYOFF

1/2	● BUFFALO	W	24-17	72,698
-----	-----------------	---	-------	--------

AMERICAN CONFERENCE DIVISIONAL PLAYOFF

1/9	● at Denver.....	L	3-38	75,729
-----	------------------	---	------	--------

1999: Won 9, Lost 7
Second - Eastern Division

Head Coach: Jimmy Johnson

				PAID
9/13	● at Denver (MN)	W	38-21	75,623
9/19	● ARIZONA	W	19-16	73,618
10/4	● BUFFALO (MN).....	L	18-23	74,073
10/10	● at Indianapolis.....	W	34-31	56,810
10/17	● at New England.....	W	31-30	60,006
10/24	● PHILADELPHIA	W	16-13	73,975
10/31	at Oakland.....	W	16-9	61,556
11/7	● TENNESSEE (SN).....	W	17-0	74,109
11/14	● at Buffalo.....	L	3-23	72,810
11/21	● NEW ENGLAND	W	27-17	74,295
11/25	● at Dallas	L	0-20	64,328
12/5	● INDIANAPOLIS	L	34-37	74,096
12/12	● at New York Jets	L	20-28	78,246
12/19	● SAN DIEGO	W	12-9	73,765
12/27	● NEW YORK JETS (MN)...	L	31-38	74,230
1/2	● at Washington	L	10-21	78,106

1,139,646

AMERICAN CONFERENCE FIRST-ROUND PLAYOFF				
1/9	● at Seattle.....	W	20-17	66,170
AMERICAN CONFERENCE DIVISIONAL PLAYOFF				
1/15	● at Jacksonville.....	L	7-62	75,173
2000:	Won 11, Lost 5 First - Eastern Division	Head Coach: Dave Wannstedt		
				PAID
9/3	● SEATTLE	W	23-0	72,949
9/10	● at Minnesota.....	L	7-13	64,112
9/17	● BALTIMORE (SN)	W	19-6	73,464
9/24	● NEW ENGLAND	W	10-3	73,344
10/1	at Cincinnati	W	31-16	61,535
10/8	● BUFFALO	W	22-13	73,901
10/23	● at New York Jets (MN)	L	37-40 (OT)	78,389
10/29	● GREEN BAY	W	28-20	73,740
11/5	● at Detroit.....	W	23-8	77,813
11/12	● at San Diego	W	17-7	56,896
11/19	● NEW YORK JETS.....	L	3-20	74,320
11/26	● at Indianapolis	W	17-14	56,935
12/3	● at Buffalo	W	33-6	73,002
12/10	● TAMPA BAY.....	L	13-16	74,307
12/17	● INDIANAPOLIS	L	13-20	73,884
12/24	● at New England	W	27-24	60,292
				1,118,883
AMERICAN CONFERENCE FIRST-ROUND PLAYOFF				
12/30	INDIANAPOLIS	W	23-17 (OT)	73,193
AMERICAN CONFERENCE DIVISIONAL PLAYOFF				
1/6	● at Oakland.....	L	0-27	61,998
2001:	Won 11, Lost 5 Second - Eastern Division	Head Coach: Dave Wannstedt		
				PAID
9/9	● at Tennessee (SN)	W	31-23	68,798
9/23	● OAKLAND	W	18-15	73,404
9/30	● at St. Louis	L	10-42	66,046
10/7	● NEW ENGLAND	W	30-10	73,024
10/14	● at New York Jets	L	17-21	78,823
10/28	at Seattle	W	24-20	59,108
11/4	● CAROLINA	W	23-6	72,597
11/11	● at Indianapolis	W	27-24	57,127
11/18	● NEW YORK JETS	L	0-24	74,259
11/25	at Buffalo	W	34-27	73,063
12/2	● DENVER	W	21-10	73,938
12/10	● INDIANAPOLIS (MN)	W	41-6	73,858
12/16	● at San Francisco	L	0-21	68,223
12/22	● at New England	L	13-20	60,292
12/30	● ATLANTA.....	W	21-14	73,619
1/6	● BUFFALO	W	34-7	73,428
				1,118,883
AMERICAN CONFERENCE FIRST-ROUND PLAYOFF				
1/13	BALTIMORE.....	L	3-20	72,251
2002:	Won 9, Lost 7 Third - Eastern Division	Head Coach: Dave Wannstedt		
				PAID
9/8	● DETROIT	W	49-21	72,216
9/15	● at Indianapolis.....	W	21-13	56,650
9/22	● NEW YORK JETS.....	W	30-3	73,426
9/29	● at Kansas City.....	L	30-48	78,178
10/6	● NEW ENGLAND	W	26-13	73,369
10/13	● at Denver (SN)	W	24-22	75,941
10/20	● BUFFALO	L	10-23	73,180
11/4	● at Green Bay (MN)	L	10-24	63,284
11/10	● at New York Jets (SN)	L	10-13	78,920
11/17	● BALTIMORE	W	26-7	73,013
11/24	● SAN DIEGO	W	30-3	73,138
12/1	● at Buffalo	L	21-38	73,287
12/9	● CHICAGO (MN)	W	27-9	73,609
12/15	● OAKLAND	W	23-17	73,572
12/21	● at Minnesota	L	17-20	64,285

12/29	● at New England	L	24-27 (OT)	68,436
2003: Won 10, Lost 6				1,144,504
Second - Eastern Division				Head Coach: Dave Wannstedt
				PAID
9/7	● HOUSTON	L	20-21	73,010
9/14	● at New York Jets	W	21-10	77,461
9/21	● BUFFALO (SN)	W	17-7	73,458
10/5	● at New York Giants	W	23-10	78,863
10/12	● at Jacksonville	W	24-10	66,437
10/19	● NEW ENGLAND	L	13-19 (OT)	73,650
10/27	● San Diego (at Tempe) (MN)	W	26-10	73,014
11/2	● INDIANAPOLIS	L	17-23	73,258
11/9	● at Tennessee	L	7-31	68,809
11/16	● BALTIMORE	W	9-6 (OT)	73,333
11/23	● WASHINGTON (SN)	W	24-23	73,578
11/27	● at Dallas	W	40-21	64,110
12/7	● at New England	L	0-12	68,436
12/15	● PHILADELPHIA (MN)	L	27-34	73,780
12/21	● at Buffalo	W	20-3	73,319
12/28	● NEW YORK JETS.....	W	23-21	73,720
				1,158,236

2004: Won 4, Lost 12		Head Coaches: Dave Wannstedt (Weeks 1-9)		
Fourth - Eastern Division		Jim Bates (Weeks 10-16)		
				PAID
9/11	● TENNESSEE	L	7-17	69,987
9/19	● at Cincinnati (SN).....	L	13-16	65,705
9/26	● PITTSBURGH (SN).....	L	3-13	72,225
10/3	● NEW YORK JETS	L	9-17	73,157
10/10	● at New England	L	10-24	68,756
10/17	● at Buffalo	L	13-20	72,714
10/24	● ST. LOUIS	L	31-14	72,945
11/1	● at New York Jets (MN)	L	14-41	78,216
11/7	● ARIZONA	L	23-24	72,612
11/21	● at Seattle	L	17-24	66,644
11/28	● at San Francisco	W	24-17	66,156
12/5	● BUFFALO	L	32-42	73,084
12/12	● at Denver	L	17-20	75,027
12/20	● NEW ENGLAND (MN) ...	W	29-28	73,629
12/26	● CLEVELAND (SN)	W	10-7	73,169
1/2	● at Baltimore	L	23-30	69,843
				1,143,869

TAKE IT AWAY

For the Dolphins, the takeaway/giveaway ratio is the statistical category that has had the biggest correlation between wins and losses. Over the last ten years (1995-2004), the Dolphins are 63-15 (.808) in games where they have claimed the turnover battle and 11-51 (.177) in games where their opponent has held the advantage in that department. In Miami's 90 regular season victories over the last ten years, the Dolphins are a combined plus-122 in the takeaway/giveaway ratio. In their 70 losses, they are a composite minus-113 in that category.

1984 DOLPHINS OFFENSE IS BEST IN NFL

In the 1984 season, the Dolphins established a number of NFL season records, including most yards gained (6,936), most yards gained by passing (5,018), most first downs (387), most touchdowns (70), most passing touchdowns (49) and most PATs (66). Four of the six marks still stand as NFL records. The only exceptions are yards gained passing, which was eclipsed by the 2000 St. Louis Rams (5,232), and passing touchdowns, which was surpassed by the 2004 Indianapolis Colts (51).

1966 FINAL STATISTICS (3-11)

DATE	OPPONENT	SCORE	W/L	ATT.
9/2	OAKLAND	14-23	L	25,188
9/9	NEW YORK	14-19	L	33,650
9/18	at Buffalo	24-58	L	37,176
10/2	at San Diego	10-44	L	26,444
10/9	at Oakland	10-21	L	28,863
10/16	DENVER	24-7	W	22,191
10/23	at Houston	20-13	W	21,999
11/6	BUFFALO	0-29	L	36,685
11/13	at Kansas City	16-34	L	33,733
11/20	at New York	13-30	L	57,092
11/27	BOSTON	14-20	L	22,480
12/4	at Denver	7-17	L	32,116
12/11	KANSAS CITY	18-19	L	17,881
12/18	HOUSTON	29-28	W	19,274

TEAM STATISTICS	MIA.	OPP.
TOTAL FIRST DOWNS	200	237
By Rushing	75	83
By Passing	103	140
By Penalty	22	14
TOTAL NET YARDS	3458	4611
Average Per Game	247.0	329.4
Total Plays	884	857
Average Per Play	3.9	5.4
NET YARDS RUSHING	1410	1510
Average Per Game	100.7	107.9
Total Rushes	394	416
NET YARDS PASSING	2048	3101
Average Per Game	146.3	221.5
Tackled/Yards Lost	36/326	16/180
Gross Yards	2374	3281
Attempts/Completions	454/179	425/198
Completion Percentage ..	39.4	46.6
Had Intercepted	32	31
PUNTS/AVERAGE	82/39.4	64/43.9
PENALTIES/YARDS	70/630	81/862
FUMBLES/BALL LOST	29/10	25/15
TOUCHDOWNS	26	44
By Rushing	5	15
By Passing	16	25
By Returns	5	4

Score By Quarters	1	2	3	4	Total
DOLPHINS	39	64	24	86	= 213
OPPONENTS	64	131	83	84	= 362

RUSHING	NO.	YDS.	AVG.	LG	TD
Auer	121	416	3.4	41	4
Gilchrist	72	262	3.6	22	0
Joe	71	232	3.3	14	0
Wilson	27	137	5.1	37	0
Casares	43	135	3.1	10	0
Price	31	107	3.4	14	0
Chesser	16	74	4.6	19	0
Jackson	2	22	11.0	24	0
Stofa	3	17	5.7	14	0
Wood	5	6	1.2	7	1
Norton	3	2	0.6	3	0
DOLPHINS	394	1410	3.6	41	5
OPPONENTS	416	1510	3.6	50	15

RECEIVING	NO.	YDS.	AVG.	LG	TD
Kocourek	27	320	11.9	43	2
Roberson	26	519	20.0	80t	2
Auer	22	263	12.0	27	4
Noonan	17	224	13.2	35	1

PASSING	ATT.	COMP.	YDS.	PCT.	TD	INT.	LG	SCK/LST	RATING
Wood	230	83	993	36.1	4	14	71	20/207	30.5
Wilson	112	46	764	41.1	5	10	80t	11/77	42.4
Stofa	57	29	425	50.9	4	2	48	3/29	84.3
Norton	55	21	192	38.2	3	6	43	2/13	27.0
DOLPHINS	454	179	2374	39.4	16	32	80t	36/326	39.1
OPPONENTS	425	198	3281	46.6	25	32	89t	16/180	61.3

Jackson	16	317	19.8	48	2
Joe	13	116	8.9	67	1
Gilchrist	13	110	8.5	22	1
Roderick	11	156	14.2	64	1
Twilley	10	128	12.8	20	0
Casares	8	45	5.6	20	1
Cronin	7	83	11.9	25	1
Mingo	3	40	13.3	21	0
Moreau	2	15	7.5	9	0
Price	2	14	7.0	9	0
Matthews	1	20	20.0	20	0
Chesser	1	4	4.0	4	0
DOLPHINS	179	2374	13.3	80t	16
OPPONENTS	198	3281	16.6	89t	25

INTERCEPTIONS	NO.	YDS.	AVG.	LG	TD
West	8	62	7.8	27	0
Warren	5	198	39.6	70t	1
Westmoreland	4	104	26.0	42	1
Erlanson	3	31	10.3	26t	1
Jaquess	3	27	9.0	27t	1
McDaniel	2	20	10.0	20	0
McGeever	2	15	7.5	15	0
Faison	1	26	26.0	26	0
Neff	1	22	22.0	22	0
Emanuel	1	14	14.0	14	0
Rudolph	1	3	3.0	3	0
DOLPHINS	31	522	16.8	70t	4
OPPONENTS	32	370	11.6	60t	1

PUNTING	NO.	YDS.	AVG.	LG	BK
Wilson	42	1772	42.1	63	1
McDaniel	32	1222	38.2	54	0
Chesser	7	233	33.3	39	0

DOLPHINS	82	3227	39.4	63	1
OPPONENTS	64	2809	43.9	70	0

PUNT RET.	NO.	YDS.	AVG.	LG	TD
Neff	10	60	6.0	15	0
Auer	5	99	19.8	56	0
Matthews	4	38	9.5	19	0
Jackson	2	7	3.5	7	0
DOLPHINS	21	204	9.7	56	0
OPPONENTS	40	412	10.3	72t	1

KICKOFF RET.	NO.	YDS.	AVG.	LG	TD
Auer	28	698	24.9	95t	1
Neff	15	376	25.1	90	0
Matthews	5	109	21.8	29	0
Hunter	5	84	16.8	29	0
Jaquess	5	77	15.4	23	0
Jackson	4	105	26.3	34	0
Roderick	1	17	17.0	17	0
Branch	1	15	15.0	15	0
Bruggers	1	3	3.0	3	0
Noonan	0	23	-	23	0
DOLPHINS	65	1507	23.2	95t	1
OPPONENTS	46	939	43.9	96t	1

SCORING	Ru	Pa	Rt	PAT	FG	S	2	TP
Auer	4	4	1	0	0	0	0	54
Mingo	0	0	0	23/23	10/22	0	0	53
Jackson	0	2	0	0	0	0	0	12
Kocourek	0	2	0	0	0	0	0	12
Roberson	0	2	0	0	0	0	0	12

Joe	0	1	0	0	0	0	1	8
Casares	0	1	0	0	0	0	0	6
Cronin	0	1	0	0	0	0	0	6
Erlanson	0	0	1	0	0	0	0	6
Gilchrist	0	1	0	0	0	0	0	6
Jaquess	0	0	1	0	0	0	0	6
Noonan	0	1	0	0	0	0	0	6
Roderick	0	1	0	0	0	0	0	6
Warren	0	0	1	0	0	0	0	6
Westmoreland	0	0	1	0	0	0	0	6
Wood	1	0	0	0	0	0	0	6
Wilson	0	0	0	0	0	0	1	2

DOLPHINS	5	16	5	23/23	10/22	0	1	213
OPPONENTS	15	25	4	38/42	18/36	2	1	362

FIELD GOALS	1-15	16-19	20-29	30-39	40-49	50+
Mingo	2/3	4/6	1/3	3/8	0/2	

DOLPHINS	2/3	4/6	1/3	3/8	0/2	
OPPONENTS	3/4	7/12	4/8	3/9	1/3	

TWO-POINT CONVERSIONS

Joe 1, Wilson 1.

DOLPHINS 2-3, OPPONENTS 1-2

USUAL STARTERS

OFFENSE

WR	Frank Jackson (7)
	*John Roderick (4)
	Karl Noonan (3)
LT	Maxie Williams (14)
LG	Ernie Park (11)
C	Tom Goode (13)
RG	Billy Neighbors (10)
RT	Norm Evans (12)
TE	Dave Kocourek (14)
WR	Bo Roberson (8)
	Karl Noonan (4)
QB	George Wilson, Jr. (7)
	Dick Wood (4)
RB	Joe Auer (14)
FB	Billy Joe (7)
	Cookie Gilchrist (5)

DEFENSE

LDE	Ed Cooke (13)
LDT	Tom Nomina (11)
RDT	Rich Zecher (9)
RDE	LaVerne Torczon (13)
LLB	Tom Erlanson (14)
MLB	*Frank Emanuel (11)
RLB	Wahoo McDaniel (8)
	Jack Rudolph (4)
LCB	Jimmy Warren (14)
RCB	Dick Westmoreland (14)
SS	Pete Jaquess (9)
FS	Willie West (14)

boldface indicates Pro Bowl performer
* indicates rookie

1967 FINAL STATISTICS (4-10)

DATE	OPPONENT	SCORE	W/L	ATT.
9/17	DENVER	35-21	W	29,072
9/24	KANSAS CITY	0-24	L	33,280
10/1	at New York	7-29	L	59,433
10/8	at Kansas City	0-41	L	42,920
10/15	at Boston	10-41	L	17,859
10/22	NEW YORK	14-33	L	28,392
11/5	at Buffalo	13-35	L	30,950
11/12	at San Diego	0-24	L	32,395
11/19	at Oakland	17-31	L	33,753
11/26	BUFFALO	17-14	W	24,357
12/3	at Houston	14-17	L	20,979
12/10	SAN DIEGO	41-24	W	23,007
12/17	BOSTON	41-32	W	22,079
12/23	HOUSTON	10-41	L	29,628

TEAM STATISTICS	MIA.	OPP.
TOTAL FIRST DOWNS	212	269
By Rushing	65	106
By Passing	123	142
By Penalty	24	21
TOTAL NET YARDS	3659	4980
Average Per Game	261.4	355.7
Total Plays	847	843
Average Per Play	4.3	5.9
NET YARDS RUSHING	1323	2145
Average Per Game	94.5	153.2
Total Rushes	326	466
NET YARDS PASSING	2336	2835
Average Per Game	166.9	202.5
Tackled/Yards Lost	41/405	28/247
Gross Yards	2741	3082
Attempts/Completions	480/229	349/188
Completion Percentage ..	47.7	53.8
Had Intercepted	28	28
PUNTS/AVERAGE	70/41.6	52/41.1
PENALTIES/YARDS	53/490	59/691
FUMBLES/BALL LOST	36/16	19/8
TOUCHDOWNS	28	53
By Rushing	10	18
By Passing	16	31
By Returns	2	4

Score By Quarters	1	2	3	4	Total
DOLPHINS	27	75	52	65	- 219
OPPONENTS	86	122	101	98	- 407

RUSHING	NO.	YDS.	AVG.	LG	TD
Haynes	56	274	4.9	65t	2
Mitchell	83	269	3.2	22	3
Harper	41	197	4.8	37	1
Price	46	179	3.9	38	1
Griese	37	157	4.2	22	1
Auer	44	128	2.9	23	1
Seiple	3	58	19.3	34	0
Jackson	1	48	48.0	48	0
Norton	7	14	2.0	13	0
Chesser	2	3	1.5	2	0
Stofa	2	2	1.0	8t	1
Moreau	1	-2	-2.0	-2	0
Clancy	3	-4	-1.3	2	0
DOLPHINS	326	1323	4.1	65t	10
OPPONENTS	466	2145	4.6	64	18

RECEIVING	NO.	YDS.	AVG.	LG	TD
Clancy	67	868	13.0	44	2
Moreau	34	410	12.1	43	3
Twilley	24	314	13.1	38	2
Auer	18	218	12.1	68t	2
Mitchell	18	133	7.4	38	1
Haynes	16	100	6.3	22	0
Noonan	12	141	11.8	32	1
Harper	11	212	19.3	40	3
Carpenter	10	127	12.7	42	0
Jackson	9	122	13.6	26	1
Price	8	56	7.0	27	1
Seiple	1	21	21.0	21	0
Beier	1	19	19.0	19	0
DOLPHINS	229	2741	12.0	68t	16
OPPONENTS	188	3082	16.4	51	31

INTERCEPTIONS	NO.	YDS.	AVG.	LG	TD
Westmoreland	10	127	12.7	29	1
Bramlett	4	35	8.8	22	0
Warren	4	22	5.5	17	0
Petrella	3	67	22.3	28	0
Erlandson	1	37	37.0	17	0
Neff	1	32	32.0	32	0
Emanuel	1	24	24.0	24	0
Bruggers	1	20	20.0	20	0
West	1	16	16.0	16	0
McDaniel	1	15	15.0	15	0
Beier	1	7	7.0	7	0
DOLPHINS	28	402	14.4	37	1
OPPONENTS	28	395	14.1	55	3

PUNTING	NO.	YDS.	AVG.	LG	BK
Seiple	70	2909	41.6	70	1
DOLPHINS	70	2909	41.6	70	1
OPPONENTS	52	2137	41.1	55	0

PUNT RET.	NO.	YDS.	AVG.	LG	TD
Auer	9	42	4.7	16	0
Haynes	6	37	6.2	20	0
Neff	6	34	5.7	15	0
Harper	4	15	3.8	8	0
DOLPHINS	25	128	5.1	20	0
OPPONENTS	41	268	6.5	34	0

KICKOFF RET.	NO.	YDS.	AVG.	LG	TD
Haynes	22	444	20.2	51	0
Auer	21	441	21.0	47	0
Neff	15	351	23.4	69	0
Roderick	4	63	15.8	19	0
Carpenter	3	87	29.0	45	0
Mitchell	2	57	28.5	37	0
DOLPHINS	67	1443	21.5	69	0
OPPONENTS	46	1067	23.2	42	0

SCORING	Ru	Pa	Rt	PAT	FG	S	2	TP
Lusteg	0	0	0	18/18	7/12	0	0	39
Harper	1	3	0	0	0	0	0	24
Mitchell	3	1	0	0	0	0	0	24
Auer	1	2	0	0	0	0	0	18
Moreau	0	3	0	0	0	0	0	18
Clancy	0	2	0	0	0	0	0	12
Haynes	2	0	0	0	0	0	0	12

Mingo	0	0	0	9/9	1/6	0	0	12
Price	1	1	0	0	0	0	0	12
Twilley	0	2	0	0	0	0	0	12
Griese	1	0	0	0	0	0	0	6
Jackson	0	1	0	0	0	0	0	6
Noonan	0	1	0	0	0	0	0	6
Stofa	1	0	0	0	0	0	0	6
Warren	0	0	1	0	0	0	0	6
Westmoreland	0	1	0	0	0	0	0	6

DOLPHINS	10	16	2	27/27	8/18	0	0	219
OPPONENTS	18	31	4	47/50	14/26	0	0	407

FIELD GOALS	1-19	20-29	30-39	40-49	50+
Lusteg	5/6	0/2	0/0	2/2	0/2
Mingo	0/0	0/1	1/2	0/3	0/0

DOLPHINS	5/6	0/3	1/2	2/5	0/2
OPPONENTS ..	5/7	3/5	3/6	3/6	0/2

TWO-POINT CONVERSIONS
DOLPHINS 0-1, OPPONENTS 0-3

USUAL STARTERS	
OFFENSE	
WR	Jack Clancy (9)
LT	Maxie Williams (14)
LG	Fred Woodson (7)
	Ken Rice (4)
RG	Tom Goode (14)
C	Billy Neighbors (14)
RT	Norm Evans (14)
TE	Doug Moreau (14)
WR	Frank Jackson (6)
	Howard Twilley (5)
QB	*Bob Griese (11)
RB	Jack Harper (6)
	Joe Auer (5)
FB	Sam Price (8)
	Stan Mitchell (6)

DEFENSE	
LDE	Ed Cooke (12)
LDT	Ray Jacobs (10)
RDT	*John Richardson (8)
RDE	Mel Branch (14)
LLB	Tom Erlandson (6)
	Jerry Hopkins (6)
MLB	Frank Emanuel (8)
	Wahoo McDaniel (6)
RLB	John Bramlett (10)
LCB	Jimmy Warren (14)
RCB	Dick Westmoreland (14)
SS	Willie West (6)
	Pete Jaquess (4)
FS	Bob Neff (9)

boldface indicates Pro Bowl performer
 * indicates rookie

PASSING	ATT.	COMP.	YDS.	PCT.	TD	INT.	LG	SCK/LST	RATING
Griese	331	166	2005	50.2	15	18	68t	25/240	61.6
Norton	133	53	596	39.8	1	9	32	15/156	28.2
Roberts	10	5	11	50.0	0	1	9	1/9	52.3
Seiple	2	2	61	100.0	0	0	42	0/0	118.8
Stofa	2	2	51	100.0	0	0	45	0/0	118.8
Clancy	1	1	17	100.0	0	0	17	0/0	118.8
Lusteg	1	0	0	0.0	0	0	0	0/0	39.6
DOLPHINS	480	229	2741	47.7	16	28	68t	41/405	52.4
OPPONENTS	349	188	3082	53.8	31	28	51	28/247	79.9

1968 FINAL STATISTICS (5-8-1)

DATE	OPPONENT	SCORE	W/L	ATT.
9/14	HOUSTON	10-24	L	38,097
9/21	OAKLAND	21-47	L	28,751
9/28	KANSAS CITY	3-48	L	27,732
10/6	at Houston	24-7	W	35,424
10/12	BUFFALO	14-14	T	28,559
10/20	at Cincinnati	24-22	W	25,076
10/27	at Denver	14-21	L	43,411
11/3	at San Diego	28-34	L	31,686
11/10	at Buffalo	21-17	W	28,399
11/17	CINCINNATI	21-38	L	30,304
11/24	at Boston	34-10	W	13,646
12/1	at New York	17-35	L	60,207
12/8	BOSTON	38-7	W	24,242
12/15	NEW YORK	7-31	L	31,302

TEAM STATISTICS	MIA.	OPP.
TOTAL FIRST DOWNS	247	240
By Rushing	78	116
By Passing	144	112
By Penalty	25	12
TOTAL NET YARDS	4106	4884
Average Per Game	293.3	348.9
Total Plays	892	808
Average Per Play	4.6	6.0
NET YARDS RUSHING	1704	2172
Average Per Game	121.7	193.7
Total Rushes	417	445
NET YARDS PASSING	2402	2712
Average Per Game	171.6	155.1
Tackled/Yards Lost	52/441	27/192
Gross Yards	2843	2904
Attempts/Completions	423/216	342/179
Completion Percentage ..	51.1	52.3
Had Intercepted	22	22
PUNTS/AVERAGE	75/40.6	55/43.6
PENALTIES/YARDS	48/485	70/655
FUMBLES/BALL LOST	17/8	28/18
TOUCHDOWNS	36	45
By Rushing	12	19
By Passing	21	23
By Returns	3	3

Score By Quarters	1	2	3	4	Total
DOLPHINS	44	93	52	87	- 276
OPPONENTS	78	131	52	94	- 355

RUSHING	NO.	YDS.	AVG.	LG	TD
Kick	165	621	3.8	25	4
Csonka	138	540	3.9	40	6
Griese	42	230	5.5	35	1
Mitchell	54	176	3.3	30	1
Milton	2	46	23.0	34	0
Seiple	5	42	8.4	32	0
Price	5	27	5.4	15	0
Tucker	4	13	3.3	7	0
Norton	1	9	9.0	9	0
Hammond	1	0	0.0	0	0
DOLPHINS	417	1704	4.1	40	12
OPPONENTS	445	2172	4.9	76t	19

RECEIVING	NO.	YDS.	AVG.	LG	TD
Noonan	58	760	13.1	50	11
Kick	44	422	9.6	38	0
Twilley	39	604	15.5	40	1
Moreau	27	365	13.5	28	3
Cox	11	147	13.4	30	0

Csonka	11	118	10.7	65	1
Milton	9	143	15.9	38	1
Mitchell	8	190	23.8	48	3
Seiple	7	69	9.9	20	1
Darnall	2	25	12.5	13	0

DOLPHINS	216	2843	13.2	65	21
OPPONENTS	179	2904	16.2	80t	23

INTERCEPTIONS	NO.	YDS.	AVG.	LG	TD
Anderson	8	230	28.8	96t	1
West	4	102	25.5	32	0
Warren	2	27	13.5	18	0
Bramlett	2	14	7.0	14	0
Emanuel	2	8	4.0	6	0
Petrella	1	4	4.0	4	0
Edmunds	1	1	1.0	1	0
Lamb	1	0	0.0	0	0
Westmoreland	1	0	0.0	0	0

DOLPHINS	22	386	17.5	96t	1
OPPONENTS	22	432	19.6	66t	3

PUNTING	NO.	YDS.	AVG.	LG	BK
Seiple	75	3044	40.6	60	0
DOLPHINS	75	3044	40.6	60	0
OPPONENTS	55	2397	43.6	62	0

PUNT RET.	NO.	YDS.	AVG.	LG	TD
Neff	8	71	8.9	20	0
Milton	6	55	9.2	26	0
Tucker	5	40	8.0	15	0
Anderson	5	18	3.6	10	0
Warren	2	-1	-0.5	0	0
Washington	1	15	15.0	15	0
Harper	1	7	7.0	7	0

DOLPHINS	28	205	7.3	26	0
OPPONENTS	28	250	9.0	48	0

KICKOFF RET.	NO.	YDS.	AVG.	LG	TD
Milton	18	408	22.7	74	0
Warren	10	227	22.7	36	0
Anderson	6	106	17.7	25	0
Neff	5	190	38.0	95	0
Tucker	3	54	18.0	25	0
Urbanek	2	15	7.5	10	0
Kick	1	28	28.0	28	0
Lamb	1	24	24.0	24	0
Price	1	22	22.0	22	0
Harper	1	18	18.0	18	0
Richardson	1	1	1.0	1	0
Woodson	1	0	0.0	0	0
Cox	0	41	-	41	0

DOLPHINS	50	1134	22.7	95	0
OPPONENTS	54	1108	20.5	44	0

SCORING	Ru	Pa	Rt	PAT	FG	S	2	TP
Noonan	0	11	0	0	0	0	0	66
Keyes	0	0	0	30/30	7/16	0	0	51
Csonka	6	1	0	0	0	0	0	42
Moreau	0	3	0	6/6	1/3	0	0	27
Mitchell	1	3	0	0	0	0	0	24
Kick	4	0	0	0	0	0	0	24
Anderson ..	0	0	1	0	0	0	0	6
Emanuel	0	0	1	0	0	0	0	6
Milton	0	1	0	0	0	0	0	6
Griese	1	0	0	0	0	0	0	6
Seiple	0	1	0	0	0	0	0	6

Twilley	0	1	0	0	0	0	0	6
West	0	0	1	0	0	0	0	6

DOLPHINS	12	21	3	36/36	8/19	0	0	276
OPPONENTS	19	23	3	44/44	12/23	2	1	355

FIELD GOALS	1-19	20-29	30-39	40-49	50+
-------------	------	-------	-------	-------	-----

Keyes	3/3	3/5	1/4	0/4	0/0
Moreau	0/1	1/1	0/1	0/0	0/0

DOLPHINS	3/4	4/6	1/5	0/4	0/0
OPPONENTS ..	3/3	5/7	2/6	0/4	2/3

TWO-POINT CONVERSIONS

DOLPHINS 0-0, OPPONENTS 1-2

SACKS

Branch 11.0, Fernandez 4.0, Bramlett 2.0, Emanuel 2.0, Jacobs 2.0, Riley 2.0, Edmunds 1.0, Nomina 1.0, Richardson 1.0, Woodson 1.0.
--

DOLPHINS 27.0, OPPONENTS 52.0

USUAL STARTERS

OFFENSE

WR	Karl Noonan (14)
LT	*Doug Crusan (7)
	Maxie Williams (6)
LG	Charlie Fowler (7)
	Maxie Williams (6)
C	Tom Goode (14)
RG	Billy Neighbors (12)
RT	Norm Evans (12)
TE	Doug Moreau (10)
WR	Howard Twilley (14)
QB	Bob Griese (13)
RB	*Jim Kiick (13)
FB	*Larry Csonka (10)

DEFENSE

LDE	Jim Riley (9)
LDT	Tom Nomina (13)
RDT	Ray Jacobs (10)
RDE	Manny Fernandez (7)
	Mel Branch (7)
LLB	*Randall Edmunds (14)
MLB	Frank Emanuel (12)
RLB	John Bramlett (10)
LCB	Jimmy Warren (14)
RCB	Dick Westmoreland (9)
SS	Bob Petrella (5)
	*Dick Anderson (4)
	Willie West (4)
FS	*Dick Anderson (7)
	Willie West (5)

boldface indicates Pro Bowl performer
* indicates rookie

PASSING	ATT.	COMP.	YDS.	PCT.	TD	INT.	LG	SCK/LST	RATING
Griese	355	186	2473	52.4	21	16	50	43/372	75.7
Norton	41	17	254	41.5	0	4	65	7/58	32.9
Hammond	26	13	116	50.0	0	2	25	2/11	30.3
Kick	1	0	0	0.0	0	0	0	0/0	39.6
DOLPHINS	423	216	2843	51.1	21	22	65	52/441	67.5
OPPONENTS	342	179	2904	52.3	23	22	80t	27/192	76.7

1969 FINAL STATISTICS (3-10-1)

DATE	OPPONENT	SCORE	W/L	ATT.
9/14	at Cincinnati	21-27	L	24,487
9/20	at Oakland	17-20	L	48,477
9/28	at Houston	10-22	L	40,387
10/4	OAKLAND	20-20	T	32,668
10/11	SAN DIEGO	14-21	L	33,073
10/19	at Kansas City	10-17	L	47,038
10/26	BUFFALO	24-6	W	39,194
11/2	at N.Y. Jets	31-34	L	60,793
11/9	at Boston	17-16	W	10,665
11/16	at Buffalo	3-28	L	32,344
11/23	HOUSTON	7-32	L	27,114
11/30	Boston (at Tampa)	23-38	L	27,179
12/7	DENVER	27-24	W	24,792
12/14	N.Y. JETS	9-27	L	42,148

TEAM STATISTICS	MIA.	OPP.
TOTAL FIRST DOWNS	224	206
By Rushing	73	66
By Passing	131	126
By Penalty	20	14
TOTAL NET YARDS	3590	4126
Average Per Game	256.5	294.8
Total Plays	878	851
Average Per Play	4.1	4.8
NET YARDS RUSHING	1513	1489
Average Per Game	108.1	106.4
Total Rushes	401	422
NET YARDS PASSING	2077	2637
Average Per Game	148.4	188.4
Tackled/Yards Lost	53/481	28/208
Gross Yards	2558	2845
Attempts/Completions	424/201	404/196
Completion Percentage ..	47.4	48.5
Had Intercepted	29	18
PUNTS/AVERAGE	85/40.6	80/44.1
PENALTIES/YARDS	53/631	66/840
FUMBLES/BALL LOST	27/13	27/13
TOUCHDOWNS	28	37
By Rushing	12	9
By Passing	12	25
By Returns	4	3

Score By Quarters	1	2	3	4	Total
DOLPHINS	60	79	33	61	- 233
OPPONENTS	71	97	59	105	- 332

RUSHING	NO.	YDS.	AVG.	LG	TD
Kick	180	575	3.2	27	9
Csonka	131	566	4.3	54	2
Morris	23	110	4.8	37	1
Griese	21	102	4.9	22	0
Mitchell	28	80	2.9	12	0
Milton	7	62	8.9	27	0
Norton	8	16	2.0	9	0
Hines	1	7	7.0	7	0
Seiple	1	6	6.0	6	0
Noonan	1	-11	-11.0	-11	0
DOLPHINS	401	1513	3.8	54	12
OPPONENTS	422	1489	3.5	80	9

RECEIVING	NO.	YDS.	AVG.	LG	TD
Seiple	41	577	14.1	41	5
Kick	29	443	15.3	53	1
Noonan	29	307	10.6	27	3
Clancy	21	289	13.8	50	1
Csonka	21	183	8.7	42	1
Milton	12	179	14.9	49	0

PASSING	ATT.	COMP.	YDS.	PCT.	TD	INT.	LG	SCK/LST	RATING
Griese	252	121	1695	48.0	10	16	53	33/289	56.9
Norton	148	65	709	43.9	2	11	29	18/175	32.2
Stofa	23	14	146	60.9	0	2	42	2/17	43.0
Seiple	1	1	8	100.0	0	0	8	0/0	118.8
DOLPHINS	424	201	2077	47.4	12	29	53	53/481	42.9
OPPONENTS	404	196	2637	48.5	25	18	93	28/208	71.8

Twilley	10	158	15.8	33	1
Moreau	10	136	13.6	35	0
Mitchell	10	125	12.5	34	0
Morris	6	65	10.8	29	0
Boutwell	4	29	7.3	12	0
Mertens	2	26	13.0	15	0
Hines	2	23	11.5	22	0
Pryor	2	-3	-1.5	0	0
Darnall	1	13	13.0	13	0
Anderson	1	8	8.0	8	0
DOLPHINS	201	2558	12.7	53	12
OPPONENTS	196	2845	14.5	93	25

INTERCEPTIONS	NO.	YDS.	AVG.	LG	TD
Mumphord	5	102	20.4	51	0
Anderson	3	106	35.3	40	0
Buoniconti	3	27	9.0	24	0
Weisacosky	3	10	3.3	7	0
Stanfill	2	32	16.0	17	2
Patrella	1	33	33.0	33	0
Beier	1	7	7.0	7	0
DOLPHINS	18	317	17.6	51	2
OPPONENTS	29	596	20.6	76	3

PUNTING	NO.	YDS.	AVG.	LG	BK
Seiple	80	3263	40.8	66	2
Anderson	5	188	37.6	49	0
DOLPHINS	85	3451	40.6	66	2
OPPONENTS	80	3526	44.1	61	0

PUNT RET.	NO.	YDS.	AVG.	LG	TD
Morris	25	172	6.9	38	0
Anderson	12	82	6.8	29	0
Beier	5	8	1.6	9	0
Milton	1	4	4.0	4	0
Twilley	1	0	0.0	0	0
McCullers	1	0	0.0	0	0
DOLPHINS	45	266	5.9	38	0
OPPONENTS	30	130	4.3	22	0

KICKOFF RET.	NO.	YDS.	AVG.	LG	TD
Morris	43	1136	26.4	105	1
Milton	8	166	20.8	37	0
Beier	4	58	14.5	17	0
Mertens	2	1	0.5	1	0
Hines	1	22	22.0	22	0
Mumphord	1	0	0.0	0	0
Warren	1	0	0.0	0	0
DOLPHINS	60	1383	23.1	105	1
OPPONENTS	47	1073	22.8	73	0

SCORING	Ru	Pa	Rt	PAT	FG	S	2	TP
Kremser	0	0	0	26/27	13/22	0	0	65
Kick	9	1	0	0	0	0	0	060
Seiple	0	5	0	0	0	0	0	30
Csonka	2	1	0	0	0	0	0	18
Noonan	0	3	0	0	0	0	0	18
Morris	1	0	1	0	0	0	0	12
Stanfill	0	0	2	0	0	0	0	12
Clancy	0	1	0	0	0	0	0	06
Milton	0	0	1	0	0	0	0	6
Twilley	0	1	0	0	0	0	0	6
DOLPHINS	12	12	4	26/27	13/22	0	0	233
OPPONENTS	9	25	3	32/33	24/36	0	1	332

FIELD GOALS	1-19	20-29	30-39	40-49	50+
Kremser	4/4	4/4	5/9	0/5	0/0
DOLPHINS	4/4	4/4	5/9	0/5	0/0
OPPONENTS ..	9/10	5/9	7/10	3/5	0/2

TWO-POINT CONVERSIONS
DOLPHINS 0-1, OPPONENTS 1-4

SACKS
Stanfill 8.0, Edmunds 5.0, Fernandez 4.0, Richardson 3.0, Riley 3.0, Buoniconti 2.0, Weisacosky 2.0, McCullers 1.0.
DOLPHINS 28.0, OPPONENTS 53.0

USUAL STARTERS	
OFFENSE	
WR	Jack Clancy (7)
	Karl Noonan (5)
LT	Doug Crusan (14)
LG	Maxie Williams (13)
C	Tom Goode (14)
RG	Larry Little (9)
	Billy Neighbors (5)
RT	Norm Evans (12)
TE	Larry Seiple (8)
	Doug Moreau (5)
WR	Karl Noonan (9)
QB	Bob Griese (9)
RB	Jim Kiick (14)
FB	Larry Csonka (11)

DEFENSE	
LDE	Jim Riley (14)
LDT	Manny Fernandez (13)
RDT	John Richardson (14)
RDE	*Bill Stanfill (13)
LLB	Randall Edmunds (14)
MLB	Nick Buoniconti (13)
RLB	Ed Weisacosky (14)
LCB	Jimmy Warren (13)
RCB	*Lloyd Mumphord (7)
	Dick Westmoreland (6)
SS	Tom Beier (7)
	Bob Petrella (6)
FS	Dick Anderson (14)

boldface indicates Pro Bowl performer
 * indicates rookie

1970 FINAL STATISTICS (10-4)

DATE	OPPONENT	SCORE	W/L	ATT.
9/20	at Boston	14-27	L	27,265
9/27	at Houston	20-10	W	38,779
10/3	OAKLAND	20-13	W	54,412
10/10	at N.Y. Jets	20-6	W	61,801
10/18	at Buffalo	33-14	W	40,820
10/25	CLEVELAND	0-28	L	70,872
11/1	at Baltimore	0-35	L	59,305
11/8	at Philadelphia	17-24	L	53,149
11/15	NEW ORLEANS	21-10	W	41,557
11/22	BALTIMORE	34-17	W	63,362
11/30	at Atlanta	20-7	W	53,303
12/6	BOSTON	37-20	W	46,370
12/13	N.Y. JETS	16-10	W	71,892
12/20	BUFFALO	45-7	W	64,957

TEAM STATISTICS	MIA.	OPP.
TOTAL FIRST DOWNS	228	226
By Rushing	106	82
By Passing	100	128
By Penalty	22	16
TOTAL NET YARDS	4039	4004
Average Per Game	288.5	286.0
Total Plays	827	808
Average Per Play	4.9	5.0
NET YARDS RUSHING	2082	1453
Average Per Game	148.7	103.8
Total Rushes	492	387
NET YARDS PASSING	1957	2551
Average Per Game	139.8	182.2
Tackled/Yards Lost	36/327	16/157
Gross Yards	2284	2708
Attempts/Completions	299/159	403/234
Completion Percentage ..	53.2	58.0
Had Intercepted	19	23
PUNTS/AVERAGE	58/41.2	63/41.7
PENALTIES/YARDS	77/834	68/704
FUMBLES/BALL LOST	24/11	24/15
TOUCHDOWNS	33	28
By Rushing	14	8
By Passing	15	17
By Returns	4	3

Score By Quarters	1	2	3	4	Total
DOLPHINS	82	84	45	86	- 297
OPPONENTS	35	85	45	63	- 228

RUSHING	NO.	YDS.	AVG.	LG	TD
Csonka	193	874	4.5	53	6
Kick	191	658	3.4	56	6
Morris	60	409	6.8	40	0
Griese	26	89	3.4	16	2
Mitchell	8	23	2.9	9	0
Seiple	2	21	10.5	24	0
Warfield	2	13	6.5	16	0
Stofa	2	5	2.5	4	0
Pryor	2	0	0.0	0	0
Ginn	5	-1	-0.2	8	0
Noonan	1	-9	-9.0	-9	0
DOLPHINS	492	2082	4.2	56	14
OPPONENTS	387	1453	3.8	26	8

RECEIVING	NO.	YDS.	AVG.	LG	TD
Kick	42	497	11.8	47	0
Warfield	28	703	25.1	54	6
Twilley	22	281	12.8	23t	5
Fleming	18	205	11.4	36	0
Morris	12	149	12.4	50	0

Csonka	11	94	8.5	54	0
Noonan	10	186	18.6	51t	1
W. Richardson	7	67	9.6	27	1
Mitchell	6	85	14.2	36t	1
Seiple	2	14	7.0	7	0
Mandich	1	3	3.0	3t	1

DOLPHINS	159	2284	14.4	54	15
OPPONENTS	234	2708	11.6	46	17

INTERCEPTIONS	NO.	YDS.	AVG.	LG	TD
Anderson	8	191	23.9	86	0
Scott	5	112	22.4	47	0
Mumphord	5	35	7.0	32t	1
Johnson	3	29	9.7	21	0
Brown	1	32	32.0	32	0
Davis	1	15	15.0	15	0

DOLPHINS	23	414	18.0	86	1
OPPONENTS	19	258	13.6	56t	1

PUNTING	NO.	YDS.	AVG.	LG	BK
Seiple	58	2392	41.2	67	0
DOLPHINS	58	2392	41.2	67	0
OPPONENTS	63	2624	41.7	62	0

PUNT RET.	NO.	YDS.	AVG.	LG	TD
Scott	27	290	10.7	77t	1
Morris	2	-1	-0.5	0	0
Anderson	1	6	6.0	6	0

DOLPHINS	30	295	9.8	77t	1
OPPONENTS	21	241	12.1	80t	1

KICKOFF RET.	NO.	YDS.	AVG.	LG	TD
Morris	28	812	29.0	96t	1
Ginn	5	59	11.8	26	0
Scott	4	117	29.3	42	0
Mitchell	4	35	8.8	17	0
Seiple	2	5	2.5	3	0
Mandich	2	0	0.0	0	0
Anderson	1	8	8.0	8	0
Foley	1	0	0.0	0	0
Brown	1	0	0.0	0	0

DOLPHINS	48	1036	21.6	96t	1
OPPONENTS	55	1142	20.8	99t	1

SCORING	Ru	Pa	Rt	PAT	FG	S	TP
Yepremian	0	0	0	31/31	22/29	0	97
Warfield	0	6	0	0	0	0	36
Csonka	6	0	0	0	0	0	36
Kick	6	0	0	0	0	0	36
Twilley	0	5	0	0	0	0	30
Griese	2	0	0	0	0	0	12
Mumphord	0	0	2	0	0	0	12
Mandich	0	1	0	0	0	0	6
Noonan	0	1	0	0	0	0	6
W. Richardson	0	1	0	0	0	0	6
Scott	0	0	1	0	0	0	6
Morris	0	0	1	0	0	0	6
Mitchell	0	1	0	0	0	0	6
Kremser	0	0	0	2/2	0/1	0	2

DOLPHINS	14	15	4	33/33	22/30	0	297
OPPONENTS	8	17	3	27/28	11/22	0	228

FIELD GOALS	1-19	20-29	30-39	40-49	50+
Yepremian	4/4	2/3	5/6	11/15	0/1
Kremser	0/0	0/1	0/0	0/0	0/0
DOLPHINS	4/4	2/4	5/6	11/15	0/1
OPPONENTS ..	5/5	3/4	2/3	1/8	0/3

SACKS

Stanfill 6.0, Fernandez 4.5, J. Richardson 2.5, Riley 2.0, Anderson 1.0.

DOLPHINS 16.0, OPPONENTS 36.0

USUAL STARTERS

OFFENSE

WR	Paul Warfield (11)
LT	Doug Crusan (14)
LG	Maxie Williams (9)
C	Bob DeMarco (11)
RG	Larry Little (14)
RT	Norm Evans (14)
TE	Marv Fleming (14)
WR	Howard Twilley (13)
QB	Bob Griese (14)
RB	Jim Kiick (14)
FB	Larry Csonka (14)

DEFENSE

LDE	Jim Riley (14)
LDT	Manny Fernandez (12)
RDT	John Richardson (14)
RDE	Bill Stanfill (14)
LLB	Doug Swift (8)
	Ted Davis (6)
MLB	Nick Buoniconti (14)
RLB	*Mike Kolen (14)
LCB	*Curtis Johnson (14)
RCB	Lloyd Mumphord (14)
SS	Dick Anderson (13)
FS	*Jake Scott (13)

boldface indicates Pro Bowl performer
* indicates rookie

PASSING	ATT.	COMP.	YDS.	PCT.	TD	INT.	LG	SCK/LST	RATING
Griese	245	142	2019	58.0	12	17	54	31/282	72.1
Stofa	53	16	240	30.2	3	2	52t	5/45	49.3
Kick	1	1	25	100.0	0	0	25	0/0	118.8
DOLPHINS	299	159	2284	53.2	15	19	54	36/327	68.5
OPPONENTS	403	234	2708	58.0	17	22	46	16/157	69.8

1971 FINAL STATISTICS (10-3-1)

DATE	OPPONENT	SCORE	W/L	ATT.
9/19	at Denver	10-10	T	50,499
9/26	at Buffalo	29-14	W	44,626
10/3	N.Y. JETS	10-14	L	67,161
10/10	at Cincinnati	23-13	W	59,090
10/17	NEW ENGLAND	41-3	W	56,222
10/24	at N.Y. Jets	30-14	W	61,170
10/31	at Los Angeles	20-14	W	68,386
11/7	BUFFALO	34-0	W	57,748
11/14	PITTSBURGH	24-21	W	63,178
11/21	BALTIMORE	17-14	W	73,063
11/29	CHICAGO	34-3	W	73,071
12/5	at New England	13-34	L	60,110
12/11	at Baltimore	3-14	L	59,293
12/19	GREEN BAY	27-6	W	74,215

TEAM STATISTICS	MIA.	OPP.
TOTAL FIRST DOWNS.....	232	214
By Rushing.....	121	93
By Passing.....	94	111
By Penalty.....	17	10
TOTAL NET YARDS.....	4412	3661
Average Per Game.....	315.1	261.5
Total Plays.....	803	791
Average Per Play.....	5.4	4.7
NET YARDS RUSHING.....	2429	1661
Average Per Game.....	173.5	118.6
Total Rushes.....	486	403
NET YARDS PASSING.....	1983	2000
Average Per Game.....	141.6	142.9
Tackled/Yards Lost.....	25/265	35/293
Gross Yards.....	2248	2293
Attempts/Completions.....	293/156	363/206
Completion Percentage ..	53.2	56.7
Had Intercepted.....	10	17
PUNTS/AVERAGE.....	52/40.1	72/40.7
PENALTIES/YARDS.....	65/632	64/561
FUMBLES/BALL LOST.....	22/13	38/14
TOUCHDOWNS.....	33	21
By Rushing.....	11	10
By Passing.....	20	10
By Returns.....	2	1

Score By Quarters	1	2	3	4	Total
DOLPHINS.....	81	76	79	79	- 315
OPPONENTS....	65	23	44	42	- 174

RUSHING	NO.	YDS.	AVG.	LG	TD
Csonka.....	195	1051	5.4	28	7
Kick.....	162	738	4.6	34	3
Morris.....	57	315	5.5	51	1
Warfield.....	9	115	12.8	39	0
Ginn.....	22	97	4.4	46	0
Griese.....	26	82	3.2	21	0
Leigh.....	5	15	3.0	7	0
Seiple.....	1	14	14.0	14	0
Cole.....	3	11	3.7	4	0
Mira.....	6	-9	-1.5	0	0
DOLPHINS....	486	2429	4.9	51	11
OPPONENTS....	403	1661	4.1	46	10

RECEIVING	NO.	YDS.	AVG.	LG	TD
Warfield.....	43	996	23.2	86t	11
Kick.....	40	338	8.5	27	0
Twilley.....	23	349	15.2	41	4
Fleming.....	13	137	10.5	23	2
Csonka.....	13	113	8.7	25	1
Noonan.....	10	180	18.0	43	0
Stowe.....	5	68	13.6	21	1

Morris.....	5	16	3.2	11	0
Mandich.....	3	19	6.3	10	1
Seiple.....	1	32	32.0	32	0
DOLPHINS....	156	2248	14.4	86t	20
OPPONENTS....	206	2293	11.1	51	10

INTERCEPTIONS	NO.	YDS.	AVG.	LG	TD
Scott.....	7	34	4.9	21	0
Foley.....	4	14	3.5	18	0
Johnson.....	2	34	17.0	34	0
Anderson.....	2	33	16.5	33	0
Buoniconiti.....	1	16	16.0	16	0
Swift.....	1	12	12.0	12	0
DOLPHINS....	17	143	9.0	34	0
OPPONENTS....	10	166	16.6	53t	1

PUNTING	NO.	YDS.	AVG.	LG	BK
Seiple.....	52	2087	40.1	73	1
DOLPHINS....	52	2087	40.1	73	1
OPPONENTS....	72	2935	40.4	58	0

PUNT RET.	NO.	YDS.	AVG.	LG	TD
Scott.....	33	318	9.6	31	0
Anderson.....	8	114	14.3	47	0
DOLPHINS....	41	432	10.5	47	0
OPPONENTS....	26	106	4.1	29	0

KICKOFF RET.	NO.	YDS.	AVG.	LG	TD
Morris.....	15	423	28.2	94t	1
Ginn.....	10	252	25.2	35	0
Leigh.....	4	99	24.8	31	0
Matheson.....	3	32	10.7	16	0
DOLPHINS....	32	806	25.2	94t	1
OPPONENTS....	59	1180	20.0	35	0

SCORING	Ru	Pa	Rt	PAT	FG	S	TP
Yepremian.....	0	0	0	33/33	28/40	0	117
Warfield.....	0	11	0	0	0	0	66
Csonka.....	7	1	0	0	0	0	48
Twilley.....	0	4	0	0	0	0	24
Kick.....	3	0	0	0	0	0	18
Fleming.....	0	2	0	0	0	0	12
Morris.....	1	0	1	0	0	0	12
Johnson.....	0	0	1	0	0	0	6
Mandich.....	0	1	0	0	0	0	6
Stowe.....	0	1	0	0	0	0	6
DOLPHINS....	11	20	2	33/33	28/40	0	315
OPPONENTS....	10	10	1	21/21	9/21	0	174

FIELD GOALS	1-19	20-29	30-39	40-49	50+
Yepremian.....	7/7	8/8	6/11	7/12	0/2
DOLPHINS....	7/7	8/8	6/11	7/12	0/2
OPPONENTS....	5/5	1/4	2/2	0/6	1/4

SACKS
Fernandez 8.0, Riley 7.5, Stanfill 6.5, Heinz 5.0, Cornish 2.0, Swift 2.0, Anderson 1.0, Buoniconiti 1.0, Den Herder 1.0, Powell 1.0.
DOLPHINS 35.0, OPPONENTS 25.0

USUAL STARTERS
OFFENSE
WR..... Paul Warfield (14)
LT..... Doug Crusan (14)
LG..... Bob Kuechenberg (14)
C..... Bob DeMarco (14)

RG..... Larry Little (14)
RT..... Norm Evans (14)
TE..... Marv Fleming (13)
WR..... Howard Twilley (12)
QB..... Bob Griese (13)
RB..... Jim Kick (11)
FB..... Larry Csonka (14)

DEFENSE
LDE..... Jim Riley (13)
LDT..... Manny Fernandez (14)
RDT..... Bob Heinz (7)
RDE..... John Richardson (5)
LLB..... Bill Stanfill (13)
LLB..... Doug Swift (14)
MLB..... Nick Buoniconiti (14)
RLB..... Mike Kolen (10)
LCB..... Tim Foley (14)
RCB..... Curtis Johnson (10)
SS..... Dick Anderson (14)
FS..... Jake Scott (14)

boldface indicates Pro Bowl performer
 * indicates rookie

PASSING	ATT.	COMP.	YDS.	PCT.	TD	INT.	LG	SCK/LST	RATING
Griese.....	263	145	2089	55.1	19	9	86t	23/248	90.9
Mira.....	30	11	159	36.7	1	1	43	2/17	51.9
DOLPHINS.....	293	156	2248	53.2	20	10	86t	25/265	87.0
OPPONENTS.....	363	206	2293	56.8	10	17	51	35/293	65.4

1972 FINAL STATISTICS (14-0)

DATE	OPPONENT	SCORE	W/L	ATT.
9/17	at Kansas City	20-10	W	78,736
9/24	HOUSTON	34-13	W	75,069
10/1	at Minnesota	16-14	W	45,766
10/8	at N.Y. Jets	27-17	W	61,720
10/15	SAN DIEGO	24-10	W	78,212
10/22	BUFFALO	24-23	W	78,175
10/29	at Baltimore	23-0	W	59,303
11/5	at Buffalo	30-16	W	45,659
11/12	NEW ENGLAND	52-0	W	78,148
11/19	N.Y. JETS	28-24	W	78,166
11/27	ST. LOUIS	31-10	W	78,190
12/3	at New England	37-21	W	60,144
12/10	at N.Y. Giants	23-13	W	62,728
12/16	BALTIMORE	16-0	W	78,202

TEAM STATISTICS	MIA.	OPP.
TOTAL FIRST DOWNS	291	186
By Rushing	170	76
By Passing	102	96
By Penalty	19	14
TOTAL NET YARDS	5036	3297
Average Per Game	359.1	235.5
Total Plays	893	771
Average Per Play	5.6	4.3
NET YARDS RUSHING	2960	1548
Average Per Game	210.8	110.6
Total Rushes	613	389
NET YARDS PASSING	2076	1749
Average Per Game	148.3	124.9
Tackled/Yards Lost.	21/159	34/280
Gross Yards	2235	2029
Attempts/Completions	259/144	348/178
Completion Percentage ..	55.6	51.1
Had Intercepted	12	26
PUNTS/AVERAGE	44/39.4	67/41.8
PENALTIES/YARDS	68/714	70/659
FUMBLES/BALL LOST	25/16	32/20
TOUCHDOWNS	45	21
By Rushing	26	8
By Passing	17	10
By Returns	2	3

Score By Quarters	1	2	3	4	Total
DOLPHINS	94	108	98	85	- 385
OPPONENTS	36	47	29	59	- 171

RUSHING	NO.	YDS.	AVG.	LG	TD
Csonka	213	1117	5.2	45	6
Morris	190	1000	5.3	33	12
Kick	137	521	3.8	26	5
Ginn	27	142	5.3	22	1
Leigh	21	79	3.8	10	0
Morrall	17	67	3.9	31	1
Warfield	4	23	5.8	21	0
Griese	3	11	3.7	5	1
Del Gaizo	1	0	0.0	0	0
DOLPHINS	613	2960	4.8	45	26
OPPONENTS	389	1548	4.0	40	8

RECEIVING	NO.	YDS.	AVG.	LG	TD
Warfield	29	606	20.9	47	3
Kick	21	147	7.0	15	1
Twilley	20	364	18.2	44	3
Briscoe	16	279	17.4	51	4
Morris	15	168	11.2	34	0
Stowe	13	276	21.2	49	2

PASSING	ATT.	COMP.	YDS.	PCT.	TD	INT.	LG	SCK/LST	RATING
Morrall	150	83	1360	55.3	11	7	49	14/114	91.0
Griese	97	53	638	54.6	4	4	39	7/45	71.6
Del Gaizo	9	5	165	55.6	2	1	51	0/0	100.5
Briscoe	3	3	72	100.0	0	0	26	0/0	118.8
DOLPHINS.....	259	144	2235	55.6	17	12	51	21/159	86.9
OPPONENTS.....	348	178	2029	51.1	10	26	82	34/280	47.5

Fleming	13	156	12.0	31	1
Mandich	11	168	15.3	39	3
Csonka	5	48	9.6	14	0
Ginn	1	23	23.0	23	0

DOLPHINS	144	2235	15.5	51	17
OPPONENTS	178	2029	11.4	82	10

INTERCEPTIONS	NO.	YDS.	AVG.	LG	TD
Scott	5	73	14.6	31	0
Mumphord	4	50	12.5	28	1
Anderson	3	34	11.3	22	0
Foley	3	25	8.3	15	0
Johnson	3	20	6.7	13	0
Swift	3	5	1.7	4	0
Buoniconiti	2	17	8.5	10	0
Babb	1	24	24.0	24	0
Den Herder	1	24	24.0	24	0
Kolen	1	14	14.0	14	0
DOLPHINS	26	286	11.0	31	1
OPPONENTS	12	249	20.8	43	2

PUNTING	NO.	YDS.	AVG.	LG	BK
Seiple	36	1437	39.9	54	0
Lothridge	4	150	37.5	42	0
Anderson	4	147	36.8	45	0
DOLPHINS	44	1734	39.4	54	0
OPPONENTS	63	2613	41.8	67	2

PUNT RET.	NO.	YDS.	AVG.	LG	TD
Leigh	22	210	9.5	27	0
Scott	13	100	7.7	15	0
Anderson	5	19	3.8	17	0
DOLPHINS	40	329	8.2	27	0
OPPONENTS	17	67	3.9	13	0

KICKOFF RET.	NO.	YDS.	AVG.	LG	TD
Morris	14	334	23.9	33	0
Leigh	6	153	25.5	45	0
Matheson	2	34	17.0	17	0
Ginn	1	25	25.0	25	0
Briscoe	1	0	0.0	0	0
DOLPHINS	24	546	22.8	45	0
OPPONENTS	56	1283	22.9	39	0

SCORING	Ru	Pa	Rt	PAT	FG	S	TP
Yepremian	0	0	0	43/45	24/37	0	115
Morris	12	0	0	0	0	0	72
Csonka	6	0	0	0	0	0	36
Kick	5	1	0	0	0	0	36
Briscoe	0	4	0	0	0	0	24
Mandich	0	3	0	0	0	0	18
Twilley	0	3	0	0	0	0	18
Warfield	0	3	0	0	0	0	18
Stowe	0	2	0	0	0	0	12
Anderson	0	0	1	0	0	0	6
Fleming	0	1	0	0	0	0	6
Ginn	1	0	0	0	0	0	6
Griese	1	0	0	0	0	0	6
Morrall	1	0	0	0	0	0	6
Mumphord	0	0	1	0	0	0	6
DOLPHINS	26	17	2	43/45	24/37	0	385
OPPONENTS	8	10	3	18/21	9/16	0	171

FIELD GOALS	1-19	20-29	30-39	40-49	50+
Yepremian	7/7	3/3	7/8	4/11	3/8

DOLPHINS	7/7	3/3	7/8	4/11	3/8
OPPONENTS ..	3/3	2/4	3/3	1/4	0/2

SACKS

Den Herder 10.5, Stanfill 10.0, Fernandez 5.0, Matheson 2.5, Heinz 2.0, Buoniconiti 1.0, Dunaway 1.0, M. Moore 1.0, Swift 1.0.

DOLPHINS 34.0, OPPONENTS 21.0

USUAL STARTERS

OFFENSE

WR	Paul Warfield (11)
LT	Doug Crusan (10)
LG	Bob Kuechenberg (14)
C	Jim Langer (14)
RG	Larry Little (14)
RT	Norm Evans (14)
TE	Marv Fleming (14)
WR	Howard Twilley (11)
QB	Earl Morrall (9)
	Bob Griese (5)
RB	Mercury Morris (11)
FB	Larry Csonka (14)

DEFENSE

LDE	Vern Den Herder (14)
LDT	Manny Fernandez (14)
RDT	Bob Heinz (8)
	Jim Dunaway (6)
RDE	Bill Stanfill (14)
LLB	Doug Swift (14)
MLB	Nick Buoniconiti (14)
RLB	Mike Kolen (13)
LCB	Tim Foley (13)
SS	Curtis Johnson (13)
CB	Jake Scott (13)
FS	Dick Anderson (13)

boldface indicates Pro Bowl performer
* indicates rookie

1973 FINAL STATISTICS (12-2)

DATE	OPPONENT	SCORE	W/L	ATT.
9/16	SAN FRANCISCO	21-13	W	68,275
9/23	at Oakland	7-12	L	74,121
9/30	NEW ENGLAND	44-23	W	62,508
10/7	N.Y. JETS	31-3	W	63,850
10/15	at Cleveland	17-9	W	72,070
10/21	BUFFALO	27-6	W	65,241
10/28	at New England	30-14	W	57,617
11/4	at N.Y. Jets	24-14	W	57,591
11/11	BALTIMORE	44-0	W	60,332
11/18	at Buffalo	17-0	W	77,138
11/22	at Dallas	14-7	W	58,089
12/3	PITTSBURGH	30-26	W	68,901
12/9	at Baltimore	3-16	L	41,005
12/15	DETROIT	34-7	W	53,375

TEAM STATISTICS	MIA.	OPP.
TOTAL FIRST DOWNS	215	195
By Rushing	111	109
By Passing	91	78
By Penalty	13	8
Third Down: Made/Att.	67/175	86/231
TOTAL NET YARDS	4103	3281
Average Per Game	293.1	234.4
Total Plays	776	876
Average Per Play	5.3	3.7
NET YARDS RUSHING.....	2521	1991
Average Per Game	180.1	142.2
Total Rushes	507	511
NET YARDS PASSING	1582	1290
Average Per Game	113.0	92.1
Tackled/Yards Lost.	13/93	45/314
Gross Yards	1675	1604
Attempts/Completions.....	256/133	320/151
Completion Percentage ..	52.0	47.2
Had Intercepted	12	21
PUNTS/AVERAGE	48/42.3	76/38.4
PENALTIES/YARDS	52/416	61/616
FUMBLES/BALL LOST	22/16	29/8
TOUCHDOWNS	38	15
By Rushing	16	10
By Passing	17	5
By Returns	5	0

Score By Quarters	1	2	3	4	OT	Total
DOLPHINS	106	117	53	67	0	343
OPPONENTS	19	50	35	46	0	150

RUSHING	NO.	YDS.	AVG.	LG	TD
Csonka	219	1003	4.6	25	5
Morris	149	954	6.4	70	10
Kick	76	257	3.4	32	0
Leigh	22	134	6.1	34	1
Nottingham	24	134	5.6	30	0
Griese	13	20	1.5	21	0
Warfield	1	15	15.0	15	0
Morrall	1	9	9.0	9	0
Briscoe	2	-5	-2.5	2	0
DOLPHINS	507	2521	5.0	70	16
OPPONENTS	511	1991	3.9	36	10

RECEIVING	NO.	YDS.	AVG.	LG	TD
Briscoe	30	447	14.9	53	2
Warfield	29	514	17.7	45	11
Kick	27	208	7.7	22	0
Mandich	24	302	12.6	28	4
Csonka	7	22	3.1	9	0
Morris	4	51	12.8	36	0
Leigh	4	9	2.3	7	0

PASSING	ATT.	COMP.	YDS.	PCT.	TD	INT.	LG	SCK/LST	RATING
Griese	218	116	1422	53.2	17	8	46	11/75	84.3
Morrall	38	17	253	44.7	0	4	53	2/18	27.5
DOLPHINS	256	133	1675	52.0	17	12	53	13/93	72.3
OPPONENTS	320	151	1604	47.2	5	21	42	45/314	40.2

Fleming	3	22	7.3	15	0
Sellers	2	54	27.0	42	0
Twilley	2	30	15.0	19	0
Nottingham	1	16	16.0	16	0
DOLPHINS	133	1675	12.6	53	17
OPPONENTS	151	1604	10.6	42	5

INTERCEPTIONS	NO.	YDS.	AVG.	LG	TD
Anderson	8	163	20.4	38	2
Scott	4	71	17.8	29	0
Kolen	2	54	27.0	29	0
Foley	2	22	11.0	15	0
Johnson	2	19	9.5	17	0
Stuckey	1	4	4.0	4	0
Ball	1	2	2.0	2	0
Swift	1	0	0.0	0	0
DOLPHINS	21	335	16.0	38	2
OPPONENTS	12	190	15.8	48	0

PUNTING	NO.	YDS.	AVG.	LG	BK
Seiple	48	2031	42.3	57	0
DOLPHINS	48	2031	42.3	57	0
OPPONENTS	76	2918	38.4	60	2

PUNT RET.	NO.	YDS.	AVG.	LG	TD
Scott	22	266	12.1	33	0
Leigh	9	64	7.1	26	0
Anderson	6	52	8.7	27	0
DOLPHINS	37	382	10.3	33	0
OPPONENTS	28	182	6.5	27	0

KICKOFF RET.	NO.	YDS.	AVG.	LG	TD
Morris	11	242	22.0	29	0
Leigh	9	251	27.9	51	0
Scott	2	20	10.0	20	0
Bannon	1	10	10.0	10	0
Seiple	1	0	0.0	0	0
DOLPHINS	24	523	21.8	51	0
OPPONENTS	56	1116	19.9	42	0

SCORING	Ru	Pa	Rt	PAT	FG	S	TP
Yepremian	0	0	0	38/38	25/37	0	113
Warfield	0	11	0	0	0	0	66
Morris	10	0	0	0	0	0	60
Csonka	5	0	0	0	0	0	30
Mandich	0	4	0	0	0	0	24
Anderson	0	0	2	0	0	0	12
Briscoe	0	2	0	0	0	0	12
Foley	0	0	2	0	0	0	12
Buoniconti	0	0	1	0	0	0	6
Leigh	1	0	0	0	0	0	6
Johnson	0	0	0	0	0	1	2
DOLPHINS	16	17	5	38/38	25/37	1	343
OPPONENTS	10	5	0	13/15	15/27	0	150

FIELD GOALS	1-19	20-29	30-39	40-49	50+
Yepremian	5/5	8/10	6/9	5/9	1/4
DOLPHINS	5/5	8/10	6/9	5/9	1/4
OPPONENTS ..	5/5	0/2	6/8	3/8	1/4

SACKS	
Stanfill 18.5, Den Herder 10.0, Fernandez 6.5, Matheson 3.0, Heinz 2.5, Ball 2.0, Buoniconti 1.0, M. Moore 1.0, Swift 0.5.	
DOLPHINS 45.0, OPPONENTS 13.0	

USUAL STARTERS

OFFENSE

WR	Paul Warfield (14)
LT	Wayne Moore (12)
LG	Bob Kuechenberg (13)
C	Jim Langer (14)
RG	Larry Little (13)
RT	Norm Evans (14)
TE	Marv Fleming (11)
WR	Marlin Briscoe (14)
QB	Bob Griese (13)
RB	Mercury Morris (11)
FB	Larry Csonka (14)

DEFENSE

LDE	Vern Den Herder (14)
LDT	Manny Fernandez (13)
RDT	Bob Heinz (13)
RDE	Bill Stanfill (13)
LLB	Doug Swift (14)
MLB	Nick Buoniconti (13)
RLB	Mike Kolen (13)
LCB	Tim Foley (10)
RCB	Curtis Johnson (13)
SS	Jake Scott (13)
FS	Dick Anderson (12)

boldface indicates Pro Bowl performer
 * indicates rookie

1974 FINAL STATISTICS (11-3)

DATE	OPPONENT	SCORE	W/L	ATT.
9/15	at New England	24-34	L	54,913
9/22	at Buffalo	24-16	W	78,990
9/29	at San Diego	28-21	W	44,706
10/7	N.Y. JETS	21-17	W	61,527
10/13	at Washington	17-20	L	54,395
10/20	KANSAS CITY	9-3	W	67,779
10/27	BALTIMORE	17-7	W	65,868
11/3	ATLANTA	42-7	W	64,399
11/10	at New Orleans	21-0	W	73,458
11/17	BUFFALO	35-28	W	69,313
11/24	at N.Y. Jets	14-17	L	57,162
12/2	CINCINNATI	24-3	W	71,962
12/8	at Baltimore	17-16	W	34,420
12/15	NEW ENGLAND	34-27	W	56,920

TEAM STATISTICS	MIA.	OPP.
TOTAL FIRST DOWNS	272	208
By Rushing	134	83
By Passing	118	117
By Penalty	20	8
Third Down: Made/Att.	97/195	73/188
TOTAL NET YARDS	4275	3806
Average Per Game	305.4	271.9
Total Plays	884	807
Average Per Play	4.8	4.7
NET YARDS RUSHING	2191	1624
Average Per Game	156.5	116.0
Total Rushes	570	404
NET YARDS PASSING	2084	2182
Average Per Game	148.9	155.9
Tackled/Yards Lost.	31/229	31/270
Gross Yards	2313	2452
Attempts/Completions	283/171	372/200
Completion Percentage ..	60.4	53.8
Had Intercepted	18	16
PUNTS/AVERAGE	65/38.6	70/39.2
PENALTIES/YARDS	69/556	67/525
FUMBLES/BALL LOST	25/13	33/17
TOUCHDOWNS	43	25
By Rushing	25	7
By Passing	18	14
By Returns	0	4

Score By Quarters	1	2	3	4	OT	Total
DOLPHINS	42	98	76	111	0	327
OPPONENTS	31	50	57	78	0	216

RUSHING	NO.	YDS.	AVG.	LG	TD
Csonka	197	749	3.8	24	9
Malone	117	479	4.1	23t	3
Kick	86	274	3.2	15	1
Nottingham	66	273	4.1	24	8
Morris	56	214	3.8	17t	1
Ginn	26	99	3.8	41t	2
Griese	16	66	4.1	22	1
Briscoe	1	17	17.0	17	0
N. Moore	3	16	5.3	15	0
Morrall	1	11	11.0	11	0
Strock	1	-7	-7.0	-7	0
DOLPHINS	570	2191	3.8	41t	25
OPPONENTS	404	1624	4.0	56t	7

RECEIVING	NO.	YDS.	AVG.	LG	TD
N. Moore	37	605	16.4	48	2
Mandich	33	374	11.3	44	6

Warfield	27	536	19.9	54	2
Twilley	24	256	11.0	21	2
Kick	18	155	8.6	19	1
Briscoe	11	132	12.0	20	1
Csonka	7	35	5.0	11	0
Baker	4	121	30.0	46t	2
Nottingham	3	40	13.3	20	0
Morris	2	27	14.0	23	1
Malone	2	26	13.0	13	0
Ginn	2	3	1.5	3	0
Fleming	1	3	3.0	3t	1

DOLPHINS	171	2313	13.5	54	18
OPPONENTS	200	2452	12.6	89t	14

INTERCEPTIONS	NO.	YDS.	AVG.	LG	TD
Scott	8	75	9.4	30	0
Buoniconti	2	29	14.5	16	0
Foley	2	-2	-1.0	0	0
Stuckey	1	21	21.0	21	0
Matheson	1	10	10.0	10	0
Kolen	1	3	3.0	3	0
Anderson	1	3	3.0	3	0

DOLPHINS	16	139	8.7	30	0
OPPONENTS	18	320	17.8	40	1

PUNTING	NO.	YDS.	AVG.	LG	BK
Seiple	65	2511	38.6	60	0
DOLPHINS	65	2511	38.6	60	0
OPPONENTS	70	2743	39.2	63	2

PUNT RET.	NO.	YDS.	AVG.	LG	TD
Scott	31	346	11.2	30	0
N. Moore	9	136	15.1	42	0
Anderson	3	9	3.0	6	0
Babb	2	29	14.5	20	0
Stuckey	1	0	0.0	0	0

DOLPHINS	46	520	11.3	42	0
OPPONENTS	42	265	6.3	23	0

KICKOFF RET.	NO.	YDS.	AVG.	LG	TD
N. Moore	22	587	26.7	40	0
Ginn	12	235	19.6	30	0
Malone	6	159	26.5	73	0
Matheson	5	65	13.0	25	0
Leigh	2	50	25.0	26	0
Baker	1	22	22.0	22	0
Babb	1	0	0.0	0	0

DOLPHINS	49	1118	22.8	73	0
OPPONENTS	64	1222	19.1	57	0

SCORING	Ru	Pa	Rt	PAT	FG	S	TP
Yepremian	0	0	0	43/43	8/15	0	67
Csonka	9	0	0	0	0	0	54
Nottingham	8	0	0	0	0	0	48
Mandich	0	6	0	0	0	0	36
Malone	3	0	0	0	0	0	18
Morris	1	1	0	0	0	0	12
Warfield	0	2	0	0	0	0	12
Ginn	2	0	0	0	0	0	12
N. Moore	0	2	0	0	0	0	12
Kick	1	1	0	0	0	0	12
Twilley	0	2	0	0	0	0	12
Baker	0	2	0	0	0	0	12
Fleming	0	1	0	0	0	0	6
Griese	1	0	0	0	0	0	6

Briscoe	0	1	0	0	0	0	6
Foley	0	0	0	0	0	1	2

DOLPHINS	25	18	0	43/43	8/15	1	1327
OPPONENTS	7	14	4	24/24	14/21	0	216

FIELD GOALS	1-19	20-29	30-39	40-49	50+
Yepremian	0/1	4/5	3/4	1/3	0/2

DOLPHINS	0/1	4/5	3/4	1/3	0/2
OPPONENTS	0/0	7/9	2/5	5/6	0/1

SACKS
Stanfill 10.0, Den Herder 7.0, Fernandez 3.0, Ball 3.0, Crowder 3.0, Matheson 3.0, Kolen 1.0, Reese 1.0.

DOLPHINS 31.0, OPPONENTS 31.0

USUAL STARTERS	
OFFENSE	
WR	Paul Warfield (9)
LT	Bob Kuechenberg (4)
	Wayne Moore (3)
	Tony Funchess (3)
LG	Bob Kuechenberg (4)
C	Jim Langer (14)
RG	Larry Little (14)
RT	Norm Evans (14)
TE	Jim Mandich (10)
WR	*Nat Moore (6)
	Howard Twilley (4)
QB	Bob Griese (13)
RB	Jim Kiick (7)
	*Benny Malone (3)
	Mercury Morris (3)
FB	Larry Csonka (11)

DEFENSE	
LDE	Vern Den Herder (14)
LDT	Manny Fernandez (12)
RDT	Bob Heinz (13)
RDE	Bill Stanfill (13)
LLB	Bob Matheson (7)
	Doug Swift (7)
MLB	Nick Buoniconti (13)
RLB	Mike Kolen (13)
LCB	Tim Foley (10)
RCB	Curtis Johnson (12)
SS	Dick Anderson (14)
FS	Jake Scott (14)

boldface indicates Pro Bowl performer
* indicates rookie

PASSING	ATT.	COMP.	YDS.	PCT.	TD	INT.	LG	SCK/LST	RATING
Griese	253	152	1968	60.1	16	15	54	27/202	80.9
Morrall	27	17	301	63.0	2	3	46	3/16	86.1
N. Moore	1	1	31	100.0	0	0	31	0/0	118.8
Kick	1	1	13	100.0	0	0	13	0/0	118.8
Briscoe	1	0	0	0.0	0	0	0	1/11	39.6
DOLPHINS	283	171	2313	60.4	18	18	54	31/229	74.8
OPPONENTS	372	200	2452	53.8	14	16	89t	31/270	69.0

1975 FINAL STATISTICS (10-4)

DATE	OPPONENT	SCORE	W/L	ATT.
9/22	OAKLAND	21-31	L	78,744
9/28	at New England	22-14	W	60,602
10/5	at Green Bay	31-7	W	55,270
10/12	PHILADELPHIA	24-16	W	60,127
10/19	at N.Y. Jets	43-0	W	47,191
10/26	at Buffalo	35-30	W	79,080
11/2	at Chicago	46-13	W	51,298
11/9	N.Y. JETS	27-7	W	72,896
11/16	at Houston	19-20	L	48,892
11/23	BALTIMORE	17-33	L	61,986
12/1	NEW ENGLAND	20-7	W	61,963
12/7	BUFFALO	31-21	W	74,573
12/14	at Baltimore	7-10(OT)	L	59,398
12/20	DENVER	14-13	W	43,064

TEAM STATISTICS	MIA.	OPP.
TOTAL FIRST DOWNS	266	224
By Rushing	136	92
By Passing	108	113
By Penalty	22	19
TOTAL NET YARDS	4509	3789
Average Per Game	322.1	270.6
Total Plays	896	858
Average Per Play	5.0	4.4
NET YARDS RUSHING	2500	1768
Average Per Game	178.6	126.3
Total Rushes	594	443
NET YARDS PASSING	2009	2021
Average Per Game	143.5	144.4
Tackled/Yards Lost	23/187	40/314
Gross Yards	2196	2335
Attempts/Completions	279/170	375/200
Completion Percentage ..	60.9	53.3
Had Intercepted	17	21
PUNTS/AVERAGE	65/38.6	72/40.0
PENALTIES/YARDS	74/575	82/716
FUMBLES/BALL LOST	20/9	23/9
TOUCHDOWNS	46	27
By Rushing	26	14
By Passing	19	9
By Returns	1	4

Score By Quarters	1	2	3	4	OT	Total
DOLPHINS	44	116	99	98	0	357
OPPONENTS	48	53	45	73	3	222

RUSHING	NO.	YDS.	AVG.	LG	TD
Morris	219	875	4.0	49	4
Nottingham	168	718	4.3	56	12
Bulaich	78	309	4.0	30	5
Malone	65	220	3.4	20	3
Solomon	4	87	21.8	35	0
Ginn	21	78	3.7	14	0
N. Moore	8	69	8.6	36	0
Griese	17	59	3.5	17	1
Strock	6	38	6.3	18	1
Morrall	4	33	8.3	16	0
Winfrey	3	10	3.3	5	0
Seiple	1	4	4.0	4	0
DOLPHINS	594	2500	4.2	56	26
OPPONENTS	443	1768	4.0	39	15

RECEIVING	NO.	YDS.	AVG.	LG	TD
N. Moore	40	705	17.6	79t	4
Bulaich	32	276	8.6	59t	5
Twilley	24	366	15.3	32	4
Solomon	22	339	15.4	58t	2

Mandich	21	217	10.3	32t	4
Seiple	10	84	8.4	15	0
Nottingham	9	66	7.3	18	0
Tillman	5	60	12.0	16	0
Ginn	3	21	7.0	8	0
Malone	2	47	23.5	43	0
Morris	2	15	7.5	10	0
DOLPHINS	170	2196	12.9	79t	19
OPPONENTS	200	2335	11.7	62t	9

INTERCEPTIONS	NO.	YDS.	AVG.	LG	TD
Scott	6	60	10.0	38	0
Johnson	4	41	10.3	17	0
Babb	4	18	4.5	18	0
Matheson	3	32	10.7	22	0
Rhone	2	2	1.0	2	0
Towle	1	16	16.0	16	0
Kolen	1	14	14.0	14	0
DOLPHINS	21	183	8.7	38	0
OPPONENTS	17	214	12.6	50	1

PUNTING	NO.	YDS.	AVG.	LG	BK
Seiple	65	2506	38.6	61	0
DOLPHINS	65	2506	38.6	61	0
OPPONENTS	72	2880	40.0	57	1

PUNT RET.	NO.	YDS.	AVG.	LG	TD
Solomon	26	320	12.3	50t	1
N. Moore	8	80	10.0	29	0
Babb	7	95	13.6	46	0
Scott	1	10	10.0	10	0
Ginn	1	4	4.0	4	0
DOLPHINS	43	509	11.8	50t	1
OPPONENTS	34	373	11.0	83t	1

KICKOFF RET.	NO.	YDS.	AVG.	LG	TD
Solomon	17	348	20.5	31	0
N. Moore	9	243	27.0	42	0
Ginn	9	235	26.1	39	0
Nottingham	3	80	26.7	27	0
Winfrey	1	25	25.0	25	0
Malone	1	18	18.0	18	0
DOLPHINS	40	949	23.7	42	0
OPPONENTS	65	1549	23.8	102t	1

SCORING	Ru	Pa	Rt	PAT	FG	S	TP
Yepremian	0	0	0	40/46	13/16	0	79
Nottingham	12	0	0	0	0	0	72
Bulaich	5	5	0	0	0	0	60
Mandich	0	4	0	0	0	0	24
N. Moore	0	4	0	0	0	0	24
Morris	4	0	0	0	0	0	24
Twilley	0	4	0	0	0	0	24
Malone	3	0	0	0	0	0	18
Solomon	0	2	1	0	0	0	18
Griese	1	0	0	0	0	0	6
Strock	1	0	0	0	0	0	6
Reese	0	0	0	0	0	1	2
DOLPHINS	26	19	1	40/46	13/16	1	357
OPPONENTS	15	9	3	25/27	11/21	1	222

FIELD GOALS	1-19	20-29	30-39	40-49	50+
Yepremian	1/1	5/5	6/7	1/2	0/1
DOLPHINS	1/1	5/5	6/7	1/2	0/1
OPPONENTS ..	0/0	3/5	4/6	4/10	0/0

SACKS

Den Herder	11.0,	Crowder	7.5,	Reese	7.5,
Stanfill	6.5,	Matheson	2.0,	Andrews	1.5,
Johnson	1.0,	Kolen	1.0,	Rhone	1.0,
Swift	1.0,				
DOLPHINS	40.0,	OPPONENTS	23.0		

USUAL STARTERS

OFFENSE

WR	Howard Twilley (8)
	*Freddie Solomon (5)
LT	Wayne Moore (14)
LG	Bob Kuechenberg (14)
C	Jim Langer (14)
RG	Larry Little (14)
RT	Norm Evans (13)
TE	Andre Tillman (8)
	Jim Mandich (6)
WR	Nat Moore (14)
QB	Bob Griese (10)
RB	Mercury Morris (14)
FB	Don Nottingham (13)

DEFENSE

LDE	Vern Den Herder (14)
LDT	Randy Crowder (11)
RD	Don Reese (11)
RDE	Bill Stanfill (8)
	*Steve Towle (4)
LLB	Doug Swift (13)
MLB	Mike Kolen (9)
RLB	Bob Matheson (13)
LCB	Tim Foley (9)
RCB	Curtis Johnson (14)
SS	Charlie Babb (14)
FS	Jake Scott (14)

boldface indicates Pro Bowl performer

* indicates rookie

PASSING	ATT.	COMP.	YDS.	PCT.	TD	INT.	LG	SCK/LST	RATING
Griese	191	118	1693	61.8	14	13	79t	16/131	86.6
Strock	45	26	230	57.8	2	2	25	3/29	67.9
Morrall	43	26	273	60.5	3	2	31	4/27	82.7
DOLPHINS	279	170	2196	60.9	19	17	79t	23/187	82.9
OPPONENTS	375	200	2335	53.3	9	21	62t	40/314	57.1

1976 FINAL STATISTICS (6-8)

DATE	OPPONENT	SCORE	W/L	ATT.
9/13	at Buffalo	30-21	W	77,683
9/19	at New England	14-30	L	46,053
9/26	N.Y. JETS	16-0	W	49,754
10/3	LOS ANGELES	28-31	L	60,753
10/10	at Baltimore	14-28	L	58,832
10/17	KANSAS CITY	17-20(OT)	L	43,325
10/24	at Tampa Bay	23-20	W	59,155
10/31	NEW ENGLAND	10-3	W	52,863
11/7	at N.Y. Jets	27-7	W	53,344
11/14	at Pittsburgh	3-14	L	48,945
11/22	BALTIMORE	16-17	L	62,104
11/28	at Cleveland	13-17	L	74,715
12/5	BUFFALO	45-27	W	43,475
12/11	MINNESOTA	7-29	L	46,543

TEAM STATISTICS	MIA.	OPP.
TOTAL FIRST DOWNS	267	268
By Rushing	122	125
By Passing	125	131
By Penalty	20	12
TOTAL NET YARDS	4386	5081
Average Per Game	313.3	362.9
Total Plays	874	892
Average Per Play	5.0	5.7
NET YARDS RUSHING	2118	2411
Average Per Game	151.3	172.2
Total Rushes	491	525
NET YARDS PASSING	2268	2670
Average Per Game	162.0	190.7
Tackled/Yards Lost	37/336	20/193
Gross Yards	2604	2863
Attempts/Completions	346/193	347/195
Completion Percentage ..	55.8	56.2
Had Intercepted	15	11
PUNTS/AVERAGE	62/38.2	63/41.1
PENALTIES/YARDS	70/582	94/716
FUMBLES/BALL LOST	14/8	31/18
TOUCHDOWNS	31	34
By Rushing	15	14
By Passing	15	20
By Returns	1	0

Score By Quarters	1	2	3	4	OT	Total
DOLPHINS	27	98	64	74	0	263
OPPONENTS	31	93	62	75	3	264

RUSHING	NO.	YDS.	AVG.	LG	TD
Malone	186	797	4.3	31	4
Bulaich	122	540	4.4	35	4
Winfrey	52	205	3.9	13	1
Nottingham	63	185	2.9	13	3
Griese	23	108	4.7	26	0
Davis	31	160	5.2	57	1
N. Moore	4	36	9.0	21	0
Seiple	3	14	4.7	7	0
Solomon	4	60	15.0	59	1
Strock	2	13	6.5	11	1
Heath	1	0	0.0	0	0
DOLPHINS	491	2118	4.3	59	15
OPPONENTS	525	2411	4.6	75	14

RECEIVING	NO.	YDS.	AVG.	LG	TD
N. Moore	33	625	18.9	67	4
Bulaich	28	151	5.4	25	0
Solomon	27	453	16.8	53	2

Harris	22	372	16.9	44	1
Mandich	22	260	11.8	31	4
Twilley	14	214	15.3	39	1
Tillman	13	130	10.0	16	1
Seiple	10	138	13.8	25	1
Malone	9	103	11.4	36	0
Winfrey	6	55	9.2	16	1
Nottingham	4	33	8.3	29	0
Davis	2	8	4.0	6	0
McCreary	2	51	25.5	30	0
Holmes	1	11	11.0	11	0
DOLPHINS	193	2604	13.5	67	15
OPPONENTS	195	2863	14.7	64	20

INTERCEPTIONS	NO.	YDS.	AVG.	LG	TD
Ellis	2	40	20.0	40	0
Matheson	2	34	17.0	34	0
Babb	2	20	10.0	20	0
White	2	4	2.0	4	0
Anderson	1	32	32.0	32	0
Johnson	1	14	14.0	14	0
Salter	1	0	0.0	0	0
DOLPHINS	11	144	13.1	40	0
OPPONENTS	15	128	8.5	33	0

PUNTING	NO.	YDS.	AVG.	LG	BK
Seiple	62	2366	38.2	56	0
DOLPHINS	62	2366	38.2	56	0
OPPONENTS	63	2593	41.2	56	0

PUNT RET.	NO.	YDS.	AVG.	LG	TD
Solomon	13	205	15.8	79	1
Harris	9	79	8.7	16	0
N. Moore	8	72	9.0	23	0
Babb	3	38	12.7	25	0
Anderson	2	21	10.5	11	0

DOLPHINS	35	415	11.9	79	1
OPPONENTS	34	272	8.0	28	0

KICKOFF RET.	NO.	YDS.	AVG.	LG	TD
Davis	26	617	23.7	47	0
Harris	17	559	32.9	69	0
Nottingham	6	107	17.8	21	0
N. Moore	2	28	14.0	28	0
Winfrey	2	24	12.0	13	0
Solomon	1	12	12.0	12	0
Tillman	1	0	0.0	0	0
DOLPHINS	55	1347	24.5	69	0
OPPONENTS	57	1231	21.6	79	0

SCORING	Ru	Pa	Rt	PAT	FG	S	TP
Yepremian	0	0	0	29/31	16/23	0	77
Bulaich	4	0	0	0	0	0	24
Malone	4	0	0	0	0	0	24
Mandich	0	4	0	0	0	0	24
N. Moore	0	4	0	0	0	0	24
Solomon	1	2	1	0	0	0	24
Nottingham	3	0	0	0	0	0	18
Winfrey	1	1	0	0	0	0	12
Davis	1	0	0	0	0	0	6
Harris	0	1	0	0	0	0	6
Seiple	0	1	0	0	0	0	6
Strock	1	0	0	0	0	0	6
Tillman	0	1	0	0	0	0	6
Twilley	0	1	0	0	0	0	6
DOLPHINS	15	15	1	29/31	16/23	0	263
OPPONENTS	14	20	0	30/34	10/21	0	264

FIELD GOALS	1-19	20-29	30-39	40-49	50+
Yepremian	0/0	9/10	2/4	4/8	1/1
DOLPHINS	0/0	9/10	2/4	4/8	1/1
OPPONENTS	2/2	4/8	2/5	2/6	0/0

SACKS
Reese 4.0, Stanfill 4.0, Den Herder 3.0, Andrews 2.0, Crowder 2.0, Buoniconti 1.0, Heinz 1.0, Matheson 1.0, Towle 1.0, Babb 0.5, Gordon 0.5.

DOLPHINS 20.0, OPPONENTS 37.0

USUAL STARTERS
OFFENSE
WR Nat Moore (9)
LT Wayne Moore (14)
LG Bob Kuechenberg (10)
C Jim Langer (14)
RG Larry Little (10)
RT Darryl Carlton (8)
TE Larry Little (4)
WR Andre Tillman (14)
WR Freddie Solomon (7)
QB Howard Twilley (6)
QB Bob Griese (13)
RB Benny Malone (12)
FB Don Nottingham (8)
Norm Bulaich (6)

DEFENSE
LDE Vern Den Herder (14)
LDT Randy Crowder (14)
RDT Don Reese (6)
RDE Bob Heinz (4)
RDE John Andrews (4)
Don Reese (3)
Bill Stanfill (3)
LLB Larry Gordon (14)
MLB Steve Towle (12)
RLB Bob Matheson (11)
LCB Jerris White (14)
RCB Curtis Johnson (9)
SS Charlie Babb (14)
FS Barry Hill (6)
Bryant Salter (6)

boldface indicates Pro Bowl performer
* indicates rookie

PASSING	ATT.	COMP.	YDS.	PCT.	TD	INT.	LG	SCK/LST	RATING
Griese	272	162	2097	59.6	11	12	47	30/266	78.9
Strock	47	21	359	44.7	3	2	53	4/41	74.6
Morrall	26	10	148	38.5	1	1	67	3/29	54.7
Solomon	1	0	0	0.0	0	0	0	0.0	39.6
DOLPHINS	346	193	2604	55.8	15	15	67	37/336	76.4
OPPONENTS	347	195	2863	56.2	20	11	64	20/193	89.0

1977 FINAL STATISTICS (10-4)

DATE	OPPONENT	SCORE	W/L	ATT.
9/18	at Buffalo	13-0	W	76,097
9/25	at San Francisco	19-15	W	40,503
10/2	HOUSTON	27-7	W	49,619
10/9	at Baltimore	28-45	L	57,005
10/16	N.Y. JETS	21-17	W	43,446
10/23	SEATTLE	31-13	W	29,858
10/30	SAN DIEGO	13-14	L	40,670
11/6	at N.Y. Jets	14-10	W	51,582
11/13	NEW ENGLAND	17-5	W	67,502
11/20	at Cincinnati	17-23	L	46,733
11/24	at St. Louis	55-14	W	50,269
12/5	BALTIMORE	17-6	W	68,977
12/11	at New England	10-14	L	61,064
12/17	BUFFALO	31-14	W	39,626

TEAM STATISTICS	MIA.	OPP.
TOTAL FIRST DOWNS	267	227
By Rushing	143	101
By Passing	107	117
By Penalty	17	9
Third Down: Made/Att.	78/172	88/199
TOTAL NET YARDS	4327	3982
Average Per Game	309.1	284.4
Total Plays	866	901
Average Per Play	5.0	4.4
NET YARDS RUSHING.....	2366	1749
Average Per Game	169.0	124.9
Total Rushes	519	467
NET YARDS PASSING	1961	2233
Average Per Game	140.1	159.5
Tackled/Yards Lost.....	36/303	20/160
Gross Yards	2264	2393
Attempts/Completions.....	311/182	414/226
Completion Percentage	58.5	54.6
Had Intercepted	14	15
PUNTS/AVERAGE	58/36.9	67/38.5
PENALTIES/YARDS	59/432	82/644
FUMBLES/BALL LOST	22/13	37/18
TOUCHDOWNS	41	23
By Rushing	18	12
By Passing	22	10
By Returns	1	1

Score By Quarters	1	2	3	4	OT	Total
DOLPHINS	86	113	60	54	0	313
OPPONENTS	52	48	33	64	0	197

RUSHING	NO.	YDS.	AVG.	LG	TD
Malone	129	615	4.8	66	5
Davis	126	533	4.2	60	2
L. Harris	91	417	4.6	77	4
Bulaich	91	416	4.6	29	4
Nottingham	44	214	4.9	13	2
Moore	14	89	6.4	24	1
Solomon	6	43	7.2	14	0
Griese	16	30	1.9	13	0
T. Anderson	1	11	11.0	11	0
Michel	1	-2	-2.0	-2	0
DOLPHINS	519	2366	4.6	77	18
OPPONENTS	467	1749	3.7	64	12

RECEIVING	NO.	YDS.	AVG.	LG	TD
Moore	52	765	14.7	73	12
D. Harris	34	601	17.7	47	5
Bulaich	25	180	7.2	14	0
Tillman	17	169	10.0	37	2
Davis	14	151	10.8	32	1
Solomon	12	181	15.1	54	1

Nottingham	8	58	7.3	16	0
L. Harris	7	29	4.1	11	0
Mandich	6	63	10.5	15	0
Malone	4	58	14.5	35	0
McCreary	2	10	5.0	9	1
Seiple	1	-1	-1.0	-1	0

DOLPHINS	182	2264	12.4	73	22
OPPONENTS	226	2393	10.6	47	10

INTERCEPTIONS	NO.	YDS.	AVG.	LG	TD
Johnson	4	35	8.8	19	0
Thomas	3	23	7.7	23	0
Foley	3	17	5.7	17	0
Gordon	1	27	27.0	27	0
Babb	1	15	15.0	15	0
Matheson	1	7	7.0	7	0
Roberson	1	0	0.0	0	0
Volk	1	0	0.0	0	0

DOLPHINS	15	124	8.3	27	0
OPPONENTS	14	238	17.0	34	0

PUNTING	NO.	YDS.	AVG.	LG	BK
Michel	35	1338	38.2	61	0
Seiple	22	801	36.4	54	1

DOLPHINS	58	2139	36.9	61	1
OPPONENTS	67	2581	38.5	60	0

PUNT RET.	NO.	YDS.	AVG.	LG	TD
Solomon	32	285	8.9	39	0
D. Anderson ..	4	3	0.7	3	0
Babb	2	10	5.0	7	0
Davis	1	11	11.0	11	0
T. Anderson ..	1	6	6.0	6	0

DOLPHINS	40	315	7.9	39	0
OPPONENTS	29	267	9.2	49	0

KICKOFF RET.	NO.	YDS.	AVG.	LG	TD
Davis	14	414	29.6	73	0
Solomon	10	273	27.3	90	1
T. Anderson	7	167	23.9	40	0
D. Harris	4	91	22.8	31	0
Nottingham	2	36	18.0	18	0
McCreary	1	30	30.0	30	0

DOLPHINS	38	1011	26.6	90	1
OPPONENTS	59	1281	21.7	32	0

SCORING	Ru	Pa	Rt	PAT	FG	S	TP
Moore	1	12	0	0	0	0	78
Yepremian	0	0	0	37/41	10/22	0	67
D. Harris	0	5	0	0	0	0	30
Malone	5	0	0	0	0	0	30
Bulaich	4	0	0	0	0	0	24
L. Harris	4	0	0	0	0	0	24
Davis	2	1	0	0	0	0	18
Nottingham	2	0	0	0	0	0	12
Solomon	0	1	0	0	0	0	12
Tillman	0	2	0	0	0	0	12
McCreary	0	1	0	0	0	0	6
Michel	0	0	0	0/1	0	0	0

DOLPHINS	18	22	1	37/42	10/22	0	313
OPPONENTS	12	10	1	21/23	12/20	0	197

FIELD GOALS	1-19	20-29	30-39	40-49	50+
Yepremian	0/0	3/4	5/7	2/9	0/2
DOLPHINS	0/0	3/4	5/7	2/9	0/2
OPPONENTS ..	1/1	2/2	4/5	5/10	0/2

SACKS

Duhe 7.0, Baumhower 4.0, Bokamper 2.5, Gordon 2.0, Matheson 2.0, Den Herder 1.5, Babb 1.0.
--

DOLPHINS 20.0, OPPONENTS 36.0

USUAL STARTERS

OFFENSE

WR	Nat Moore (14)
LT	Wayne Moore (14)
LG	Bob Kuechenberg (12)
C	Jim Langer (14)
RG	Larry Little (13)
RT	Mike Current (14)
TE	Andre Tillman (14)
WR	Freddie Solomon (6)
	Durriel Harris (4)
	Lloyd McCreary (4)
QB	Bob Griese (14)
RB	Benny Malone (8)
	Gary Davis (6)
FB	Norm Bulaich (7)
	*Leroy Harris (5)

DEFENSE

LDE	Vern Den Herder (11)
NT	*Bob Baumhower (14)
RDE	*A.J. Duhe (14)
LOLB	Kim Bokamper (14)
LILB	Steve Towle (7)
	Mike Kolen (4)
RILB	Bob Matheson (8)
	Steve Towle (5)
ROLB	Larry Gordon (14)
LCB	Norris Thomas (10)
RCB	Curtis Johnson (14)
SS	Tim Foley (10)
FS	Vern Roberson (9)
	Charlie Babb (4)

boldface indicates Pro Bowl performer
* indicates rookie

PASSING	ATT.	COMP.	YDS.	PCT.	TD	INT.	LG	SCK/LST	RATING
Griese	307	180	2252	58.6	22	13	73	36/303	87.7
Strock	4	2	12	50.0	0	1	9	0/0	16.7
DOLPHINS	311	182	2264	58.5	22	14	73	36/303	86.1
OPPONENTS	414	226	2393	54.6	10	15	47	20/160	64.6

1978 FINAL STATISTICS (11-5)

DATE	OPPONENT	SCORE	W/L	ATT.
9/3	at N.Y. Jets	20-33	L	49,598
9/10	at Baltimore	42-0	W	46,426
9/17	BUFFALO	31-24	W	48,373
9/24	at Philadelphia	3-17	L	62,998
10/1	ST. LOUIS	24-10	W	43,882
10/9	CINCINNATI	21-0	W	54,729
10/15	at San Diego	28-21	W	50,637
10/22	at New England	24-33	L	60,424
10/29	BALTIMORE	26-8	W	53,524
11/5	DALLAS	23-16	W	70,414
11/12	at Buffalo	25-24	W	48,623
11/20	at Houston	30-35	L	50,290
11/26	N.Y. JETS	13-24	L	49,255
12/3	at Washington	16-0	W	52,860
12/10	OAKLAND	23-6	W	73,003
12/18	NEW ENGLAND	23-3	W	72,071

TEAM STATISTICS	MIA.	OPP.
TOTAL FIRST DOWNS	270	298
By Rushing	119	120
By Passing	135	156
By Penalty	16	22
Third Down: Made/Att.	98/215	88/205
TOTAL NET YARDS	4835	5169
Average Per Game	302.2	323.1
Total Plays	954	1021
Average Per Play	5.1	5.1
NET YARDS RUSHING	2366	2261
Average Per Game	147.9	141.3
Total Rushes	548	543
NET YARDS PASSING	2469	2908
Average Per Game	154.3	181.8
Tackled/Yards Lost.	27/238	41/343
Gross Yards	2707	3251
Attempts/Completions	379/226	437/256
Completion Percentage ..	59.6	58.6
Had Intercepted	18	32
PUNTS/AVERAGE	81/40.3	74/37.0
PENALTIES/YARDS	74/603	99/865
FUMBLES/BALL LOST	24/12	37/21
TOUCHDOWNS	45	30
By Rushing	18	15
By Passing	24	15
By Returns	3	0

Score By Quarters	1	2	3	4	OT	Total
DOLPHINS	101	126	68	77	0	372
OPPONENTS	24	87	64	79	0	254

RUSHING	NO.	YDS.	AVG.	LG	TD
Williams	272	1258	4.6	58t	8
L. Harris	123	512	4.2	51	2
Davis	62	313	5.0	65t	3
Bulaich	40	196	4.9	63	2
Braxton	20	48	2.4	15	2
Strock	10	23	2.3	12	0
Malone	6	18	3.0	7	1
Griese	9	10	1.1	9	0
Benjamin	1	-2	-2.0	-2	0
Moore	4	-3	-0.8	3	0
Roberts	1	-7	-7.0	-7	0
DOLPHINS	548	2366	4.3	65t	18
OPPONENTS	543	2261	4.2	81t	15

RECEIVING	NO.	YDS.	AVG.	LG	TD
Moore	48	645	13.5	47	10

D. Harris	45	654	14.5	63t	3
Tillman	31	398	12.8	33	3
L. Harris	25	211	8.4	57	0
Davis	24	218	9.1	34	0
Williams	18	192	10.7	42	0
Bulaich	16	92	5.8	22	0
Cefalo	6	145	24.2	43	3
Braxton	4	47	11.8	19	0
Hardy	4	32	8.0	15	2
McCreary	3	27	9.0	12	2
Rather	1	39	39.0	39	0
Den Herder	1	7	7.0	7t	1

DOLPHINS	226	2707	12.0	63t	24
OPPONENTS	256	3251	12.7	92t	15

INTERCEPTIONS	NO.	YDS.	AVG.	LG	TD
Foley	6	12	2.0	8	0
Small	4	157	39.3	46t	1
Volk	4	42	10.5	24	0
Babb	3	61	20.3	36	0
Gordon	3	35	11.7	22	0
Johnson	3	-2	-0.7	0	0
Thomas	2	63	31.5	53t	1
Rhone	2	4	2.0	4	0
Chambers	1	49	49.0	49	0
Cornelius	1	21	21.0	21	0
Towle	1	14	14.0	14	0
Bokamper	1	2	2.0	2	0
Baumhower	1	0	0.0	0	0

DOLPHINS	32	458	14.3	53t	2
OPPONENTS	18	224	12.4	33	0

PUNTING	NO.	YDS.	AVG.	LG	BK
Roberts	81	3263	40.3	59	0
DOLPHINS	81	3263	40.3	59	0
OPPONENTS	74	2741	37.0	58	2

PUNT RET.	NO.	YDS.	AVG.	LG	TD
Cefalo	28	232	8.3	26	0
Babb	9	57	6.3	14	0
Davis	2	36	18.0	25	0
Moore	1	11	11.0	11	0
Cornelius	1	5	5.0	5	0
DOLPHINS	41	341	8.3	26	0
OPPONENTS	42	303	7.2	34	0

KICKOFF RET.	NO.	YDS.	AVG.	LG	TD
D. Harris	29	657	22.7	53	0
Davis	13	251	19.3	27	0
Anderson	7	157	22.4	31	0
Cefalo	2	40	20.0	21	0
Hardy	2	27	13.5	15	0
DOLPHINS	53	1132	21.4	53	0
OPPONENTS	70	1459	20.8	39	0

SCORING	Ru	Pa	Rt	PAT	FG	S	TP
Yepremian	0	0	0	41/45	19/23	0	98
Moore	0	10	0	0	0	0	60
Williams	8	0	0	0	0	0	48
Cefalo	0	3	0	0	0	0	18
Davis	3	0	0	0	0	0	18
D. Harris	0	3	0	0	0	0	18
Tillman	0	3	0	0	0	0	18
Braxton	2	0	0	0	0	0	12
Bulaich	2	0	0	0	0	0	12
Hardy	0	2	0	0	0	0	12

Harris	2	0	0	0	0	0	12
McCreary	0	2	0	0	0	0	12
Baumhower	0	0	1	0	0	0	6
Den Herder	0	1	0	0	0	0	6
Malone	1	0	0	0	0	0	6
Small	0	0	1	0	0	0	6
Thomas	0	0	1	0	0	0	6
Bokamper	0	0	0	0	0	1	2
Duhe	0	0	0	0	0	1	2

DOLPHINS	18	24	3	41/45	19/23	2	372
OPPONENTS	15	15	0	28/30	14/21	1	254

FIELD GOALS	1-19	20-29	30-39	40-49	50+
Yepremian	0/0	4/5	10/11	5/7	0/0
DOLPHINS	0/0	4/5	10/11	5/7	0/0
OPPONENTS ..	1/1	4/6	6/8	3/6	0/0

SACKS
Den Herder 9.0, Bokamper 8.0, Duhe 8.0, Gordon 4.5, Belters 4.0, Chambers 1.5, Baumhower 1.5, Matheson 1.5, Babb 1.0, Barisich 1.0, Simpson 1.0.

DOLPHINS 41.0, OPPONENTS 27.0

USUAL STARTERS
OFFENSE
WR Durriel Harris (15)
LT Wayne Moore (9)
LG Bob Kuechenberg (7)
LG Bob Kuechenberg (8)
..... Ed Newman (8)
C Jim Langer (16)
RG Larry Little (15)
RT Mike Current (15)
TE Andre Tillman (16)
WR Nat Moore (15)
QB Bob Griese (9)
..... Don Strock (7)
RB Delvin Williams (15)
FB Leroy Harris (11)

DEFENSE
LDE Vern Den Herder (16)
NT Bob Baumhower (16)
RDE A.J. Duhe (10)
LOLB Kim Bokamper (16)
LILB Steve Towle (13)
RILB Rusty Chambers (15)
ROLB Larry Gordon (15)
LCB Norris Thomas (16)
RCB Curtis Johnson (12)
SS Tim Foley (16)
FS Rick Volk (13)

boldface indicates Pro Bowl performer
* indicates rookie

PASSING	ATT.	COMP.	YDS.	PCT.	TD	INT.	LG	SCK/LST	RATING
Griese	235	148	1791	63.0	11	11	63t	18/165	82.4
Strock	135	72	825	53.3	12	6	57	9/73	83.3
Benjamin	8	6	91	75.0	1	1	43	0/0	112.0
Williams	1	0	0	0.0	0	0	0	0/0	39.6
DOLPHINS	379	226	2707	59.6	24	18	63t	27/238	82.9
OPPONENTS	437	256	3251	58.6	15	32	92t	41/343	62.8

1979 FINAL STATISTICS (10-6)

DATE	OPPONENT	SCORE	W/L	ATT.
9/2	at Buffalo	9-7	W	69,441
9/9	SEATTLE	19-10	W	56,233
9/16	at Minnesota	27-12	W	44,187
9/23	CHICAGO	31-16	W	68,011
9/30	at N.Y. Jets	27-33	L	51,496
10/8	at Oakland	3-13	L	52,419
10/14	BUFFALO	17-7	W	45,597
10/21	at New England	13-28	L	61,096
10/28	GREEN BAY	27-7	W	47,741
11/5	HOUSTON	6-9	L	70,273
11/11	BALTIMORE	19-0	W	50,193
11/18	at Cleveland	24-30(OT)	L	80,374
11/25	at Baltimore	28-24	W	36,016
11/29	NEW ENGLAND	39-24	W	69,174
12/9	at Detroit	28-10	W	78,087
12/15	N.Y. JETS	24-27	L	49,915

TEAM STATISTICS	MIA.	OPP.
TOTAL FIRST DOWNS	297	238
By Rushing	126	87
By Passing	140	135
By Penalty	31	16
Third Down: Made/Att.	99/205	96/213
TOTAL NET YARDS	4950	4439
Average Per Game	309.4	277.4
Total Plays	1006	938
Average Per Play	4.9	4.7
NET YARDS RUSHING.....	2187	1702
Average Per Game	136.7	106.4
Total Rushes	561	484
NET YARDS PASSING	2763	2737
Average Per Game	172.7	171.1
Tackled/Yards Lost.....	29/255	36/314
Gross Yards	3018	3051
Attempts/Completions	416/235	418/230
Completion Percentage ..	56.5	55.0
Had Intercepted	22	23
PUNTS/AVERAGE	71/39.5	77/37.9
PENALTIES/YARDS	79/651	107/834
FUMBLES/BALL LOST	27/15	29/15
TOUCHDOWNS	40	31
By Rushing	19	9
By Passing	20	17
By Returns	1	5

Score By Quarters	1	2	3	4	OT	TOTAL
DOLPHINS	71	75	80	115	0	341
OPPONENTS	24	71	87	69	6	257

RUSHING	NO.	YDS.	AVG.	LG	TD
Csonka	220	837	3.8	22	12
Williams	184	703	3.8	39	3
Davis	98	383	3.9	42	1
Nathan	16	68	4.2	18	0
Torrey	13	61	4.7	17	1
Bulaich	9	37	4.1	9	2
Griese	11	30	2.7	18	0
Moore	3	22	7.3	18	0
Harris	1	20	20.0	20	0
Howell	3	8	2.7	5	0
DOLPHINS	561	2187	3.9	42	19
OPPONENTS	484	1702	3.5	30	9

RECEIVING	NO.	YDS.	AVG.	LG	TD
Moore	48	840	17.5	53	6

Harris	42	798	19.0	51	3
Davis	34	215	6.3	18	0
Hardy	30	386	12.8	28	3
Williams	21	175	8.3	38	1
Nathan	17	213	12.5	35	2
Csonka	16	75	4.7	18	1
Cefalo	12	223	18.6	30	3
Bulaich	8	53	6.6	13	1
Howell	3	23	7.7	11	0
Lee	2	14	7.0	10	0
Torrey	2	3	1.5	8	0
DOLPHINS	235	3018	12.8	53	20
OPPONENTS	230	3051	13.3	78	17

INTERCEPTIONS	NO.	YDS.	AVG.	LG	TD
Colzie	5	86	17.2	56	0
Small	5	74	14.8	40	0
Gordon	2	33	16.5	33	0
Thomas	2	29	14.5	24	0
Rhone	2	17	8.5	10	0
Foley	2	8	4.0	8	0
Matheson	1	28	28.0	28	0
Chambers	1	4	4.0	4	0
Babb	1	3	3.0	3	0
Bokamper	1	3	3.0	3	0
Towle	1	0	0.0	0	0
DOLPHINS	23	285	12.4	56	0
OPPONENTS	22	382	17.4	58	3

PUNTING	NO.	YDS.	AVG.	LG	BK
Roberts	69	2772	40.2	68	1
von Schamann ..	1	31	31.0	31	0
DOLPHINS	71	2803	39.5	68	1
OPPONENTS	77	2919	37.9	60	0

PUNT RET.	NO.	YDS.	AVG.	LG	TD
Nathan	28	306	10.9	86	1
Kozlowski	3	21	7.0	11	0
Cefalo	2	10	5.0	10	0
Babb	1	0	0.0	0	0
DOLPHINS	34	337	9.9	86	1
OPPONENTS	25	131	5.2	34	0

KICKOFF RET.	NO.	YDS.	AVG.	LG	TD
Nathan	45	1016	22.6	43	0
Kozlowski	4	85	21.2	22	0
Davis	2	27	13.5	16	0
Bessilleu	0	20	-	20	0
DOLPHINS	51	1148	22.5	43	0
OPPONENTS	69	1518	22.0	55	0

SCORING	Ru	Pa	Rt	PAT	FG	S	TP
von Schamann ..	0	0	0	36/40	21/29	0	99
Csonka	12	1	0	0	0	0	78
Moore	0	6	0	0	0	0	36
Williams	3	1	0	0	0	0	24
Cefalo	0	3	0	0	0	0	18
Hardy	0	3	0	0	0	0	18
Harris	0	3	0	0	0	0	18
Bulaich	2	1	0	0	0	0	18
Nathan	0	2	1	0	0	0	18
Davis	1	0	0	0	0	0	6
Torrey	1	0	0	0	0	0	6
Team	0	0	0	0	0	1	2
DOLPHINS	19	20	1	36/40	21/29	1	341
OPPONENTS	9	17	5	26/30	15/26	0	257

FIELD GOALS	1-19	20-29	30-39	40-49	50+
von Schamann ..	0/0	8/8	9/14	2/4	2/3
DOLPHINS	0/0	8/8	9/14	2/4	2/3
OPPONENTS	0/0	2/3	7/9	6/14	0/0

SACKS	
Den Herder 9.0, Betteres 8.0, Baumhower 6.5, Bokamper 4.5, Gordon 3.0, Duhe 2.0, Barisch 1.5, Thomas 1.0, Towle 0.5.	
DOLPHINS 36.0, OPPONENTS 29.0	

USUAL STARTERS	
OFFENSE	
WR	Duriel Harris (14)
LT	Bob Kuechenberg (16)
LG	Ed Newman (16)
C	Jim Langer (9)
	Mark Dennard (7)
RG	Larry Little (14)
RT	Mike Current (16)
TE	Bruce Hardy (14)
WR	Nat Moore (14)
QB	Bob Griese (12)
RB	Delvin Williams (13)
FB	Larry Csonka (16)

DEFENSE	
LDE	Vern Den Herder (16)
NT	Bob Baumhower (16)
RDE	Doug Betteres (14)
LOLB	Kim Bokamper (13)
LILB	Steve Towle (16)
RILB	Rusty Chambers (14)
ROLB	Larry Gordon (16)
LCB	Norris Thomas (16)
RCB	Gerald Small (16)
SS	Tim Foley (15)
FS	Neal Colzie (16)

boldface indicates Pro Bowl performer
* indicates rookie

PASSING	ATT.	COMP.	YDS.	PCT.	TD	INT.	LG	SCK/LST	RATING
Griese	310	176	2160	56.8	14	16	51	26/221	72.0
Strock	100	56	830	56.0	6	6	53	2/22	78.3
Benjamin	4	3	28	75.0	0	0	17	1/10	93.8
Hardy	1	0	0	0.0	0	0	0	0/0	39.6
Williams	1	0	0	0.0	0	0	0	0/0	39.6
DOLPHINS	416	235	3018	56.5	20	22	53	29/255	73.3
OPPONENTS	418	230	3051	55.0	17	23	78	36/314	69.0

1980 FINAL STATISTICS (8-8)

DATE	OPPONENT	SCORE	W/L	ATT.
9/7	at Buffalo	7-17	L	79,598
9/14	CINCINNATI	17-16	W	38,322
9/21	at Atlanta	20-17	W	55,479
9/28	NEW ORLEANS	21-16	W	40,946
10/5	BALTIMORE	17-30	L	50,631
10/12	at New England	0-34	L	60,377
10/19	BUFFALO	17-14	W	41,636
10/27	at N.Y. Jets	14-17	L	53,046
11/2	at Oakland	10-16	L	46,378
11/9	at Los Angeles	35-14	W	62,198
11/16	SAN FRANCISCO	17-13	W	45,135
11/20	SAN DIEGO	24-27(OT)	L	63,013
11/30	at Pittsburgh	10-23	L	51,384
12/8	NEW ENGLAND	16-13(OT)	W	63,292
12/14	at Baltimore	24-14	W	30,564
12/20	N.Y. JETS	17-24	L	41,854

TEAM STATISTICS	MIA.	OPP.
TOTAL FIRST DOWNS	284	309
By Rushing	107	107
By Passing	149	185
By Penalty	28	17
Third Down: Made/Att.	90/232	115/239
TOTAL NET YARDS	4564	5224
Average Per Game	285.3	326.5
Total Plays	1015	1062
Average Per Play	4.5	4.9
NET YARDS RUSHING	1876	2018
Average Per Game	117.3	126.1
Total Rushes	492	530
NET YARDS PASSING	2688	3206
Average Per Game	168.0	200.4
Tackled/Yards Lost.	31/265	27/233
Gross Yards	2953	3439
Attempts/Completions.	492/267	505/290
Completion Percentage ...	54.3	57.4
Had Intercepted	26	28
PUNTS/AVERAGE	79/41.5	72/37.3
PENALTIES/YARDS	74/567	108/923
FUMBLES/BALL LOST	33/16	31/17
TOUCHDOWNS	32	36
By Rushing	9	13
By Passing	21	21
By Returns	2	2

Score By Quarters	1	2	3	4	OT	Total
DOLPHINS	47	65	37	114	3	266
OPPONENTS	54	100	65	83	3	305

RUSHING	NO.	YDS.	AVG.	LG	TD
Williams	187	671	3.6	65	2
Nathan	60	327	5.5	18	1
Robiskie	78	250	3.2	36	2
Woodley	55	214	3.9	17	3
Howell	60	206	3.4	23	1
Bennett	43	187	4.3	19	0
Giaquinto	5	16	3.2	5	0
Testerman	1	5	5.0	5	0
Moore	1	3	3.0	3	0
Giese	1	0	0.0	0	0
Strock	1	-3	-3.0	-3	0
DOLPHINS	492	1876	3.8	65	9
OPPONENTS	530	2018	3.8	53	13

RECEIVING	NO.	YDS.	AVG.	LG	TD
Nathan	57	588	10.3	61	5
Moore	47	564	12.0	33	7
Harris	33	583	17.7	54	2
Williams	31	207	6.7	19	0
Giaquinto	24	192	8.0	25	1
Hardy	19	159	8.4	19	2
Rose	13	149	11.5	50	0
Robiskie	13	60	4.6	15	0
Cefalo	11	199	18.1	52	1
Lee	7	83	11.9	41	2
Howell	5	38	7.6	13	0
Bailey	4	105	26.3	39	0
Bennett	3	26	8.7	19	1
DOLPHINS	267	2953	11.1	61	21
OPPONENTS	290	3439	11.9	61	21

INTERCEPTIONS	NO.	YDS.	AVG.	LG	TD
Small	7	46	6.6	22	0
McNeal	5	17	3.4	15	0
Bessillieu	4	13	3.3	12	0
Taylor	3	55	18.3	44	0
Rhone	3	33	11.0	12	0
Blackwood	3	0	0.0	0	0
Ortega	1	17	17.0	17	0
Gordon	1	11	11.0	11	0
Bokamper	1	6	6.0	6	0
DOLPHINS	28	198	7.1	44	0
OPPONENTS	26	386	14.8	71	1

PUNTING	NO.	YDS.	AVG.	LG	BK
Roberts	77	3279	42.6	71	2
DOLPHINS	79	3279	41.5	71	2
OPPONENTS	72	2684	37.3	69	1

PUNT RET.	NO.	YDS.	AVG.	LG	TD
Nathan	23	178	7.7	30	0
Giaquinto	7	35	5.0	15	0
Bessillieu	1	0	0.0	0	0
Blackwood	1	0	0.0	0	0
DOLPHINS	32	213	6.7	30	0
OPPONENTS	42	339	8.1	35	0

KICKOFF RET.	NO.	YDS.	AVG.	LG	TD
Bessillieu	40	890	22.3	87	0
Giaquinto	9	146	16.2	22	0
Nathan	5	102	20.4	31	0
Harris	5	89	17.8	22	0
Barnett	1	7	7.0	7	0
Allen	1	0	0.0	0	0
DOLPHINS	61	1234	20.2	87	0
OPPONENTS	53	1210	22.8	52	0

SCORING	Ru	Pa	Rt	PAT	FG	S	TP
von Schamann	0	0	0	32/32	14/23	0	74
Moore	0	7	0	0	0	0	42
Nathan	1	5	0	0	0	0	36
Woodley	3	0	0	0	0	0	18
Giaquinto	0	1	1	0	0	0	12
Hardy	0	2	0	0	0	0	12
Harris	0	2	0	0	0	0	12
Lee	0	2	0	0	0	0	12
Robiskie	2	0	0	0	0	0	12
Williams	2	0	0	0	0	0	12

Bennett	0	1	0	0	0	0	6
Bessillieu	0	0	1	0	0	0	6
Cefalo	0	1	0	0	0	0	6
Howell	1	0	0	0	0	0	6

DOLPHINS	9	21	2	32/32	14/23	0	266
OPPONENTS	13	21	2	33/36	18/25	1	305

FIELD GOALS	1-19	20-29	30-39	40-49	50+
von Schamann	0/0	9/10	3/5	2/5	0/3
DOLPHINS	0/0	9/10	3/5	2/5	0/3
OPPONENTS	0/0	2/2	12/14	4/8	0/1

SACKS	
Bokamper 5.5, Duhe 5.5, Baumhower 4.0, Betters 4.0, Gordon 3.0, Bessillieu 2.0, Den Herder 2.0, Rhone 1.0.	
DOLPHINS 27.0, OPPONENTS 31.0	

USUAL STARTERS	
OFFENSE	
WR	Nat Moore (16)
LT	Jon Giesler (10)
LG	Bob Kuechenberg (16)
C	Mark Dennard (16)
RG	Ed Newman (16)
RT	Eric Laakso (16)
TE	Bruce Hardy (12)
TE	Ronnie Lee (13)
QB	*David Woodley (11)
RB	Delvin Williams (10)
FB	Steve Howell (8)
	Terry Robiskie (5)

DEFENSE	
LDE	Vern Den Herder (16)
NT	Bob Baumhower (16)
RDE	Doug Betters (16)
LOLB	Kim Bokamper (16)
LILB	Rusty Chambers (8)
	Ralph Ortega (6)
RILB	A.J. Duhe (14)
ROLB	Larry Gordon (14)
LCB	*Don McNeal (13)
RCB	Gerald Small (16)
SS	Glenn Blackwood (15)
FS	Don Bessillieu (13)

boldface indicates Pro Bowl performer
* indicates rookie

PASSING	ATT.	COMP.	YDS.	PCT.	TD	INT.	LG	SCK/LST	RATING
Woodley	327	176	1850	53.8	14	17	61	17/127	63.1
Giese	100	61	790	61.0	6	4	54	9/89	89.2
Strock	62	30	313	48.4	1	5	33	5/49	35.1
Moore	1	0	0	0.0	0	0	0	0/0	39.6
Nathan	1	0	0	0.0	0	0	0	0/0	39.6
Williams	1	0	0	0.0	0	0	0	0/0	39.6
DOLPHINS	492	267	2953	54.3	21	26	61	31/265	64.6
OPPONENTS	505	290	3439	57.4	21	28	61	27/233	69.1

1981 FINAL STATISTICS (11-4-1)

DATE	OPPONENT	SCORE	W/L	ATT.
9/6	at St. Louis	20-7	W	50,351
9/10	PITTSBURGH	30-10	W	74,190
9/20	at Houston	16-10	W	47,379
9/27	at Baltimore	31-28	W	41,630
10/4	N.Y. JETS	28-28(OT)	T	68,723
10/12	at Buffalo	21-31	L	78,576
10/18	WASHINGTON	13-10	W	47,367
10/25	at Dallas	27-28	L	64,221
11/1	BALTIMORE	27-10	W	46,061
11/8	at New England	30-27(OT)	W	60,436
11/15	OAKLAND	17-33	L	61,777
11/22	at N.Y. Jets	15-16	L	59,962
11/30	PHILADELPHIA	13-10	W	67,797
12/6	NEW ENGLAND	24-14	W	50,421
12/13	at Kansas City	17-7	W	57,407
12/19	BUFFALO	16-6	W	72,956

TEAM STATISTICS	MIA.	OPP.
TOTAL FIRST DOWNS	306	296
By Rushing	123	124
By Passing	157	160
By Penalty	26	12
Third Down: Made/Att.	86/225	81/214
TOTAL NET YARDS	5322	5363
Average Per Game	332.6	335.2
Total Plays	1063	1039
Average Per Play	5.0	5.2
NET YARDS RUSHING	2173	2032
Average Per Game	135.8	127.0
Total Rushes	535	492
NET YARDS PASSING	3149	3331
Average Per Game	196.8	208.2
Tackled/Yards Lost	30/236	38/314
Gross Yards	3385	3645
Attempts/Completions	498/271	509/297
Completion Percentage ..	54.4	58.3
Had Intercepted	21	18
PUNTS/AVERAGE	83/40.8	87/41.0
PENALTIES/YARDS	71/541	104/886
FUMBLES/BALL LOST	26/10	30/15
TOUCHDOWNS	39	33
By Rushing	18	10
By Passing	18	23
By Returns	3	0

Score By Quarters	1	2	3	4	OT	Total
DOLPHINS	41	110	97	94	3	345
OPPONENTS	72	92	30	81	0	275

RUSHING	NO.	YDS.	AVG.	LG	TD
Nathan	147	782	5.3	46	5
Franklin	201	711	3.5	29	7
Woodley	63	272	4.3	26	4
Hill	37	146	3.9	24	1
Vigorito	35	116	3.3	30t	1
Bennett	28	104	3.7	12	0
Giaquinto	3	31	10.3	20	0
Howell	5	21	4.2	9	0
Orosz	1	13	13.0	13	0
Moore	1	3	3.0	3	0
Strock	14	-26	-1.9	9	0
DOLPHINS	535	2173	4.1	46	18
OPPONENTS	492	2032	4.1	28	10

RECEIVING	NO.	YDS.	AVG.	LG	TD
Harris	53	911	17.2	55	2

Nathan	50	452	9.0	31	3
Vigorito	33	237	7.2	31t	2
Cefalo	29	631	21.8	69t	3
Moore	26	452	17.4	52	2
Rose	23	316	13.7	50	2
Hardy	15	174	11.6	21	0
Lee	14	64	4.6	11	1
Hill	12	73	6.1	16	1
Giaquinto	7	38	5.4	16	1
Bennett	4	22	5.5	10	0
Franklin	3	6	2.0	3t	1
Howell	2	9	4.5	5	0

DOLPHINS	271	3385	12.5	69t	18
OPPONENTS	297	3645	12.3	76t	23

INTERCEPTIONS	NO.	YDS.	AVG.	LG	TD
G. Blackwood	4	124	31.0	39	0
Kozlowski	3	37	12.3	29	0
Rhone	3	35	11.7	16	0
L. Blackwood	3	12	4.0	11	0
Brudzinski	2	35	17.5	19	0
Duhe	1	11	11.0	11	0
Walker	1	0	0.0	0	0
Bessillieu	1	0	0.0	0	0

DOLPHINS	18	254	14.1	39	0
OPPONENTS	21	288	13.7	39	0

PUNTING	NO.	YDS.	AVG.	LG	BK
Orosz	83	3386	40.8	61	0
DOLPHINS	83	3386	40.8	61	0
OPPONENTS	87	3565	41.0	59	0

PUNT RET.	NO.	YDS.	AVG.	LG	TD
Vigorito	36	379	10.5	87t	1
Walker	5	50	10.0	17	0
G. Blackwood	2	8	4.0	6	0
Bessillieu	1	12	12.0	12	0
Kozlowski	1	9	9.0	9	0
DOLPHINS	45	458	10.2	87t	1
OPPONENTS	45	286	6.4	22	0

KICKOFF RET.	NO.	YDS.	AVG.	LG	TD
Walker	38	932	24.5	90t	1
Bessillieu	7	114	16.3	30	0
Vigorito	4	84	12.0	25	0
Kozlowski	1	40	40.0	40	0
Giaquinto	1	22	22.0	22	0
Harris	1	20	20.0	20	0
Hill	1	20	20.0	20	0
Rose	1	5	5.0	5	0
DOLPHINS	54	1228	22.7	90t	1
OPPONENTS	61	1218	20.0	41	0

SCORING	Ru	Pa	Rt	PAT	FG	S	TP
von Schamann	0	0	0	37/38	24/31	0	109
Nathan	5	3	0	0	0	0	48
Franklin	7	1	0	0	0	0	48
Woodley	4	0	0	0	0	0	24
Vigorito	1	2	1	0	0	0	24
Cefalo	0	3	0	0	0	0	18
Moore	0	2	0	0	0	0	12
Harris	0	2	0	0	0	0	12
Hill	1	1	0	0	0	0	12
Rose	0	2	0	0	0	0	12
Giaquinto	0	1	0	0	0	0	6
Kozlowski	0	0	1	0	0	0	6

Lee	0	1	0	0	0	0	6
Walker	0	0	1	0	0	0	6
Gordon	0	0	0	0	0	1	2

DOLPHINS	18	18	3	37/39	24/31	1	345
OPPONENTS	10	23	0	33/33	14/21	0	275

FIELD GOALS	1-19	20-29	30-39	40-49	50+
von Schamann ..	0/0	9/9	11/12	4/10	0/0

DOLPHINS	0/0	9/9	11/12	4/10	0/0
OPPONENTS ..	0/0	4/6	5/5	5/8	0/2

SACKS

Baumhower 9.0, Bokamper 7.5, Duhe 7.5, Rhone 6.0, Betters 5.0, Gordon 1.0, Den Herder 1.0, G. Blackwood 1.0.
--

DOLPHINS 38.0, OPPONENTS 30.0

USUAL STARTERS

OFFENSE

WR	Durriel Harris (10)
LT	Jon Giesler (16)
LG	Bob Kuechenberg (9)
	Jeff Toews (7)
C	Mark Dennard (11)
RG	Ed Newman (16)
TE	Eric Laakso (16)
RT	Ronnie Lee (16)
WR	Nat Moore (11)
QB	David Woodley (15)
RB	Tony Nathan (11)
FB	*Andra Franklin (12)

DEFENSE

LDE	Doug Betters (15)
NT	Bob Baumhower (16)
RDE	Vern Den Herder (13)
LOLB	Bob Brudzinski (16)
LILB	A.J. Duhe (16)
RILB	Earnie Rhone (16)
ROLB	Larry Gordon (16)
LCB	Don McNeal (12)
RCB	Gerald Small (16)
SS	Glenn Blackwood (16)
FS	Lyle Blackwood (10)

boldface indicates Pro Bowl performer

* indicates rookie

PASSING	ATT.	COMP.	YDS.	PCT.	TD	INT.	LG	SCK/LST	RATING
Woodley	366	191	2470	52.2	12	13	69t	24/191	69.8
Strock	130	79	901	60.1	6	8	52	6/45	71.1
Hill	1	1	14	100.0	0	0	14	0/0	118.8
Nathan	1	0	0	0.0	0	0	0	0.0	39.6
DOLPHINS	498	271	3385	54.4	18	21	69t	30/236	70.3
OPPONENTS	509	297	3645	58.3	23	18	76t	38/314	80.2

1982 FINAL STATISTICS (7-2)

DATE	OPPONENT	SCORE	W/L	ATT.
9/12	at N.Y. Jets	45-28	W	53,360
9/19	BALTIMORE	24-20	W	51,999
9/21	at Buffalo	9-7	W	52,945
11/29	at Tampa Bay	17-23	L	54,854
12/5	MINNESOTA	22-14	W	45,721
12/12	at New England	0-3	L	25,716
12/18	N.Y. JETS	20-19	W	67,307
12/27	BUFFALO	27-10	W	73,924
1/2	at Baltimore	34-7	W	19,073

TEAM STATISTICS	MIA.	OPP.
TOTAL FIRST DOWNS	165	147
By Rushing	84	77
By Passing	66	65
By Penalty	15	5
Third Down: Made/Att.	52/124	46/118
Fourth Down: Made/Att. ..	5/8	8/10
TOTAL NET YARDS	2658	2312
Average Per Game	295.3	256.8
Total Plays	582	548
Average Per Play	4.6	4.2
NET YARDS RUSHING	1344	1285
Average Per Game	149.3	142.8
Total Rushes	333	293
NET YARDS PASSING	1314	1027
Average Per Game	146.0	114.1
Tackled/Yards Lost.	12/87	29/254
Gross Yards	1401	1281
Attempts/Completions.	238/129	226/119
Completion Percentage	54.2	52.7
Had Intercepted	13	19
PUNTS/AVERAGE	35/38.7	40/40.1
PENALTIES/YARDS	34/240	57/461
FUMBLES/BALL LOST	15/10	17/8
TOUCHDOWNS	22	15
By Rushing	11	7
By Passing	8	7
By Returns	3	1

Score By Quarters	1	2	3	4	OT	Total
DOLPHINS	54	43	64	37	0	198
OPPONENTS	26	58	10	37	0	131

RUSHING	NO.	YDS.	AVG.	LG	TD
Franklin	177	701	4.0	25	7
Nathan	66	233	3.5	15	1
Woodley	36	207	5.8	29	2
Vigorito	19	99	5.2	33	1
Hill	13	51	3.9	13	0
Diana	8	31	3.9	7	0
Bennett	9	15	1.7	5	0
Harris	1	13	13.0	13	0
Strock	3	-9	-3.0	0	0
DOLPHINS	333	1344	4.0	33	11
OPPONENTS	284	1285	4.5	62	7

RECEIVING	NO.	YDS.	AVG.	LG	TD
Vigorito	24	186	7.8	26	0
Harris	22	331	15.0	45	1
Cefalo	17	356	30.9	46	1
Rose	16	182	11.4	44	2
Nathan	16	114	7.1	16	0
Hardy	12	66	5.5	19	2
Moore	8	82	10.3	23	1
Hill	6	33	5.5	10	0

PASSING	ATT.	COMP.	YDS.	PCT.	TD	INT.	LG	SCK/LST	RATING
Woodley	179	98	1080	54.7	5	8	46	10/72	63.5
Strock	55	30	306	54.5	2	5	43	2/5	44.8
Nathan	2	1	15	50.0	1	0	15	0/0	114.6
Hill	1	0	0	0.0	0	0	0	0/0	39.6
Jensen	1	0	0	0.0	0	0	0	0/0	39.6
DOLPHINS.....	238	129	1401	54.2	8	13	46	12/77	60.8
OPPONENTS.....	226	119	1281	52.7	7	19	53	29/243	44.9

Franklin	3	9	3.0	6	0
Diana	2	21	10.5	13	0
Lee	2	6	3.0	5	0
Woodley	1	15	15.0	15t	1

DOLPHINS	129	1401	10.9	46	8
OPPONENTS	119	1281	10.8	53	7

INTERCEPTIONS	NO.	YDS.	AVG.	LG	TD
McNeal	4	42	10.5	23	1
Walker	3	54	18.0	30	0
G. Blackwood ..	2	42	21.0	35t	1
L. Blackwood ..	2	41	20.5	21	0
Small	2	41	20.5	21	0
Kozlowski	1	36	36.0	36	0
Gordon	1	15	15.0	15	0
Brudzinski	1	5	5.0	5	0
Rhone	1	4	4.0	4	0
Bokamper	1	1	1.0	1	0
Duhe	1	0	0.0	0	0

DOLPHINS	19	281	14.8	36	2
OPPONENTS	13	96	7.4	51	0

PUNTING	NO.	YDS.	AVG.	LG	BK
Orosz	35	1353	38.7	61	0

DOLPHINS	35	1353	38.7	61	0
OPPONENTS	40	1605	40.1	61	0

PUNT RET.	NO.	YDS.	AVG.	LG	TD
Vigorito	20	192	9.6	59t	1
G. Blackwood ..	2	2	1.0	2	0

DOLPHINS	22	194	8.8	59t	1
OPPONENTS	14	77	5.5	22	0

KICKOFF RET.	NO.	YDS.	AVG.	LG	TD
Walker	20	433	21.7	32	0
Heflin	2	49	24.5	31	0
Diana	1	15	15.0	15	0
Kozlowski	1	10	10.0	10	0

DOLPHINS	24	507	21.3	32	0
OPPONENTS	33	704	21.3	66	0

SCORING	Ru	Pa	Rt	PAT	FG	S	TP
von Schamann ..	0	0	0	21/22	15/20	0	66
Franklin	7	0	0	0	0	0	42
Woodley	2	1	0	0	0	0	18
Hardy	0	2	0	0	0	0	12
Rose	0	2	0	0	0	0	12
Vigorito	1	0	1	0	0	0	12
G. Blackwood ..	0	0	1	0	0	0	6
Cefalo	0	1	0	0	0	0	6
Harris	0	1	0	0	0	0	6
McNeal	0	0	1	0	0	0	6
Moore	0	1	0	0	0	0	6
Nathan	1	0	0	0	0	0	6

DOLPHINS	11	8	3	21/22	15/20	0	198
OPPONENTS	7	7	1	14/15	9/15	0	131

FIELD GOALS	1-19	20-29	30-39	40-49	50+
von Schamann ..	0/0	8/9	4/5	3/5	0/1

DOLPHINS	0/0	8/9	4/5	3/5	0/1
OPPONENTS ..	0/1	2/3	3/6	3/4	1/1

SACKS		
Brudzinski	4.5,	Gordon 4.0, Betteres 4.0,

Bokamper 3.5, Duhe 3.0, Baumhower 2.0, G. Blackwood 2.0, Bowser 2.0, Rhone 2.0, L. Blackwood 1.0, Hester 1.0.

DOLPHINS 29.0, OPPONENTS 12.0

USUAL STARTERS

OFFENSE	
WR	Jimmy Cefalo (9)
LT	Jon Giesler (9)
LG	Bob Kuechenberg (9)
C	Dwight Stephenson (9)
RG	Ed Newman (8)
RT	Eric Laakso (9)
TE	Ronnie Lee (5)
	Bruce Hardy (5)
WR	Daniel Harris (9)
QB	David Woodley (9)
RB	Tony Nathan (7)
FB	Andra Franklin (9)

DEFENSE	
LDE	Doug Betteres (7)
NT	Bob Baumhower (8)
RDE	Kim Bokamper (6)
LOLB	Bob Brudzinski (9)
LILB	A.J. Duhe (9)
RILB	Earnie Rhone (9)
ROLB	Larry Gordon (9)
LCB	Don McNeal (9)
RCB	Gerald Small (9)
SS	Glenn Blackwood (9)
FS	Lyle Blackwood (9)

boldface indicates Pro Bowl performer
* indicates rookie

1983 FINAL STATISTICS (12-4)

DATE	OPPONENT	SCORE	W/L	ATT.
9/4	at Buffalo	12-0	W	78,715
9/11	NEW ENGLAND	34-24	W	59,343
9/19	at L.A. Raiders	14-27	L	57,796
9/25	KANSAS CITY	14-6	W	50,785
10/2	at New Orleans	7-17	L	66,489
10/9	BUFFALO	35-38(OT)	L	59,948
10/16	at N.Y. Jets	32-14	W	58,615
10/23	at Baltimore	21-7	W	32,343
10/30	L.A. RAMS	30-14	W	72,175
11/6	at San Francisco	20-17	W	57,832
11/13	at New England	6-17	L	60,771
11/20	BALTIMORE	37-0	W	54,482
11/28	CINCINNATI	38-14	W	74,506
12/4	at Houston	24-17	W	39,434
12/10	ATLANTA	31-24	W	56,725
12/16	N.Y. JETS	34-14	W	59,975

TEAM STATISTICS	MIA.	OPP.
TOTAL FIRST DOWNS	314	288
By Rushing	132	122
By Passing	151	147
By Penalty	31	19
Third Down: Made/Att.	79/211	78/204
Fourth Down: Made/Att. ...	9/14	5/10
TOTAL NET YARDS	5195	5139
Average Per Game	324.7	321.2
Total Plays	1033	992
Average Per Play	5.0	5.2
NET YARDS RUSHING.....	2150	2037
Average Per Game	134.4	127.3
Total Rushes	568	460
NET YARDS PASSING.....	3045	3002
Average Per Game	190.3	187.6
Tackled/Yards Lost.....	23/190	49/363
Gross Yards	3235	3365
Attempts/Completions.....	442/254	480/277
Completion Percentage	57.5	57.7
Had Intercepted	11	26
PUNTS/AVERAGE	75/42.5	90/40.6
PENALTIES/YARDS	64/567	95/836
FUMBLES/BALL LOST	30/16	39/18
TOUCHDOWNS	48	32
By Rushing	16	11
By Passing	28	19
By Returns	4	2

Score By Quarters	1	2	3	4	OT	Total
DOLPHINS	56	135	91	107	0	389
OPPONENTS	62	68	44	73	3	250

RUSHING	NO.	YDS.	AVG.	LG	TD
Franklin	224	746	3.3	18	8
Nathan	151	685	4.5	40	3
Overstreet	85	392	4.6	44	1
Bennett	49	197	4.0	25	2
Woodley	19	78	4.1	15	0
Marino	28	45	1.6	15	2
Hill	2	12	6.0	10	0
Clayton	2	9	4.5	9	0
Hardy	1	2	2.0	2	0
Harris	1	0	0	0	0
Strock	6	-16	-2.7	-2	0
DOLPHINS	568	2150	3.8	44	16
OPPONENTS	460	2037	4.4	55	11

RECEIVING	NO.	YDS.	AVG.	LG	TD
Nathan	52	461	8.9	25	1
Duper	51	1003	19.7	85t	10
Moore	39	558	14.3	66t	6
Rose	29	345	11.9	37	3
Johnson	24	189	7.9	33	4
Hardy	22	202	9.2	25	0
Harris	15	260	17.3	64	1
Overstreet	8	55	6.9	20	2
Clayton	6	114	19.0	39	1
Bennett	6	35	5.8	9	0
Vigorito	1	7	7.0	7	0
Woodley	1	6	6.0	6	0
DOLPHINS	254	3235	12.7	85t	28
OPPONENTS	277	3365	12.1	80t	19

INTERCEPTIONS	NO.	YDS.	AVG.	LG	TD
Judson	6	60	10.0	29	0
Small	5	60	12.0	28	0
L. Blackwood... ..	4	77	19.3	45	0
G. Blackwood	3	0	0.0	0	0
Kozlowski	2	73	36.5	38t	2
Bokamper	2	43	21.5	24t	1
Rhone	1	15	15.0	15	0
Lankford	1	10	10.0	10	0
Walker	1	7	7.0	7	0
Brown	1	0	0.0	0	0
DOLPHINS	26	345	13.3	45	3
OPPONENTS	11	203	18.6	45	1

PUNTING	NO.	YDS.	AVG.	LG	BK
Roby	74	3189	43.1	64	1
DOLPHINS	75	3189	42.5	64	1
OPPONENTS	90	3674	40.8	63	1

PUNT RET.	NO.	YDS.	AVG.	LG	TD
Clayton	41	392	9.6	60t	1
Walker	8	86	10.8	23	0
Kozlowski	2	12	6.0	11	0
Vigorito	1	62	62.0	62	0
Heflin	1	19	19.0	19	0
G. Blackwood	1	10	10.0	10	0
Sowell	1	0	0.0	0	0
DOLPHINS	55	581	10.6	62	1
OPPONENTS	32	229	7.2	24	0

KICKOFF RET.	NO.	YDS.	AVG.	LG	TD
Walker	36	962	26.7	78	0
Kozlowski	4	50	12.5	23	0
Nathan	3	15	5.0	12	0
Heflin	1	27	27.0	27	0
Clayton	1	25	25.0	25	0
Bennett	1	0	0.0	0	0
DOLPHINS	47	1085	23.1	78	0
OPPONENTS	54	1024	19.0	40	0

SCORING	Ru	Pa	Rt	PAT	FG	S	TP
von Schamann	0	0	0	45/48	18/27	0	99
Duper	0	10	0	0	0	0	60
Franklin	8	0	0	0	0	0	48
Moore	0	6	0	0	0	0	036
Johnson	0	4	0	0	0	0	24
Nathan	3	1	0	0	0	0	24
Rose	0	3	0	0	0	0	18
Overstreet	1	2	0	0	0	0	18

Bennett	2	0	0	0	0	0	12
Clayton	0	1	1	0	0	0	12
Marino	2	0	0	0	0	0	12
Kozlowski	0	2	0	0	0	0	12
Bokamper	0	0	1	0	0	0	6
Harris	0	1	0	0	0	0	06
Charles	0	0	0	0	0	1	2

DOLPHINS	16	28	4	45/48	18/27	0	389
OPPONENTS ..	11	19	2	31/32	9/15	0	250

FIELD GOALS	1-19	20-29	30-39	40-49	50+
von Schamann.. ..	2/2	6/6	5/8	3/6	2/5
DOLPHINS	2/2	6/6	5/8	3/6	2/5
OPPONENTS ..	0/0	4/5	3/5	2/5	0/0

SACKS	
Bettors 16.0, Baumhower 8.0, Bowser 6.5,	
DuHe 5.5, Charles 3.0, Rhone 3.0, Bokamper	
2.0, Brown 2.0, Brudzinski 1.0, Hester 1.0,	
Kozlowski 1.0.	

DOLPHINS 49.0, OPPONENTS 23.0

USUAL STARTERS	
OFFENSE	
WR	Mark Duper (16)
LT	Jon Giesler (16)
LG	Bob Kuechenberg (15)
C	Dwight Stephenson (16)
RG	Ed Newman (16)
RT	Eric Laakso (14)
TE	Dan Johnson (16)
WR	Bruce Hardy (8)
QB	Nat Moore (15)
	*Dan Marino (9)
	David Woodley (5)
RB	Tony Nathan (12)
FB	Andra Franklin (12)

DEFENSE	
LDE	Doug Bettors (16)
NT	Bob Baumhower (16)
RDE	Kim Bokamper (14)
LOLB	Bob Brudzinski (15)
LILB	A.J. DuHe (15)
RILB	Earnie Rhone (12)
ROLB	Charles Bowser (16)
LCB	William Judson (16)
RCB	Gerald Small (15)
SS	Glenn Blackwood (16)
FS	Lyle Blackwood (16)

boldface indicates Pro Bowl performer

* indicates rookie

PASSING	ATT.	COMP.	YDS.	PCT.	TD	INT.	LG	SCK/LST	RATING
Marino	296	173	2210	58.4	20	6	85t	10/80	96.0
Woodley	89	43	528	48.3	3	4	64t	10/80	59.6
Strock	52	34	403	65.4	4	1	47	3/30	106.5
Nathan	4	3	46	75.0	0	0	22	0/0	112.5
Clayton	1	1	48	100.0	1	0	48t	0/0	158.3
DOLPHINS	442	254	3235	57.5	28	11	85t	23/190	91.2
OPPONENTS	480	277	3365	57.7	19	26	80t	49/363	70.0

1984 FINAL STATISTICS (14-2)

DATE	OPPONENT	SCORE	W/L	ATT.
9/2	at Washington	35-17	W	52,683
9/9	NEW ENGLAND	28-7	W	66,083
9/17	at Buffalo	21-17	W	65,455
9/23	INDIANAPOLIS	44-7	W	55,415
9/30	at St. Louis	36-28	W	46,991
10/7	at Pittsburgh	31-7	W	59,103
10/14	HOUSTON	28-10	W	54,080
10/21	at New England	44-24	W	60,711
10/28	BUFFALO	38-7	W	58,824
11/4	at N.Y. Jets	31-17	W	72,655
11/11	PHILADELPHIA	24-23	W	70,227
11/18	at San Diego	28-34(OT)	L	53,041
11/26	N.Y. JETS	28-17	W	74,884
12/2	L.A. RAIDERS	34-45	L	71,222
12/9	at Indianapolis	35-17	W	60,411
12/17	DALLAS	28-21	W	74,139

TEAM STATISTICS	MIA.	OPP.
TOTAL FIRST DOWNS	387	314
By Rushing	115	130
By Passing	243	172
By Penalty	29	12
Third Down: Made/Att.	103/200	87/218
Fourth Down: Made/Att.	6/11	17/21
TOTAL NET YARDS	6936	5420
Average Per Game	433.5	338.8
Total Plays	1070	1051
Average Per Play	6.5	5.2
NET YARDS RUSHING	1918	2155
Average Per Game	119.9	134.7
Total Rushes	483	458
NET YARDS PASSING	5018	3265
Average Per Game	313.6	204.1
Tackled/Yards Lost.	14/128	42/339
Gross Yards	5146	3604
Attempts/Completions	572/367	551/310
Completion Percentage	64.2	56.3
Had Intercepted	18	24
PUNTS/AVERAGE	51/44.7	83/41.9
PENALTIES/YARDS	67/527	93/772
FUMBLES/BALL LOST	26/10	23/12
TOUCHDOWNS	70	39
By Rushing	18	16
By Passing	49	22
By Returns	3	1

Score By Quarters	1	2	3	4	OT	Total
DOLPHINS	58	170	150	135	0	513
OPPONENTS	52	81	62	97	6	298

RUSHING	NO.	YDS.	AVG.	LG	TD
Bennett	144	606	4.2	19	7
Nathan	118	558	4.7	22	1
Carter	100	495	5.0	35	1
P. Johnson	68	159	2.3	9	9
Franklin	20	74	3.7	18	0
Clayton	3	35	11.7	30	0
Moore	1	3	3.0	3	0
Strock	2	-5	-2.5	0	0
Marino	27	-7	-0.3	10	0
DOLPHINS	484	1918	4.0	35	18
OPPONENTS	458	2155	4.7	52t	16

RECEIVING	NO.	YDS.	AVG.	LG	TD
Clayton	73	1389	19.0	65t	18
Duper	71	1306	18.4	80t	8

PASSING	ATT.	COMP.	YDS.	PCT.	TD	INT.	LG	SCK/LST	RATING
Marino	564	362	5084	64.2	48	17	80t	13/120	108.9
Strock	6	4	27	66.7	0	0	12	0/0	76.4
Jensen	1	1	35	100.0	1	0	35t	1/8	158.3
Clayton	1	0	0	0.0	0	0	0	0/0	39.6
DOLPHINS	572	367	5146	64.2	49	18	80t	14/128	108.5
OPPONENTS	551	310	3604	56.3	22	24	76t	42/339	71.3

Nathan	61	579	9.5	24	2
Moore	43	573	13.3	37t	6
D. Johnson	34	426	12.5	42	3
Hardy	28	257	9.2	19t	5
Cefalo	18	185	10.3	25t	2
Jensen	13	139	10.7	20	2
Rose	12	195	16.3	34t	2
Carter	8	53	6.6	15	0
Bennett	6	44	7.3	20	1

DOLPHINS	367	5146	14.0	80t	49
OPPONENTS	310	3604	11.6	76t	22

INTERCEPTIONS	NO.	YDS.	AVG.	LG	TD
G. Blackwood	6	169	28.2	50	0
Judson	4	121	30.3	40	1
McNeal	3	41	13.7	30	1
L. Blackwood..	3	29	9.7	15	0
Lankford	3	25	8.3	22	0
B. Brown	1	53	53.0	53	0
Kozlowski	1	26	26.0	26	0
Duhe	1	7	7.0	7	0
Sowell	1	7	7.0	7	0
Brudzinski	1	0	0.0	0	0

DOLPHINS	24	478	19.9	86t	2
OPPONENTS	18	377	20.9	97t	1

PUNTING	NO.	YDS.	AVG.	LG	BK
Roby	51	2281	44.7	69	0

DOLPHINS	51	2281	44.7	69	0
OPPONENTS	83	3476	41.9	89	0

PUNT RET.	NO.	YDS.	AVG.	LG	TD
Walker	21	169	8.0	33	0
Clayton	8	79	9.9	14	0
Heflin	6	76	12.7	37	0
Kozlowski	5	41	8.2	20	0

DOLPHINS	40	365	9.1	37	0
OPPONENTS	17	138	8.1	32	0

KICKOFF RET.	NO.	YDS.	AVG.	LG	TD
Walker	29	617	21.3	41	0
Heflin	9	130	14.4	26	0
Kozlowski	2	23	11.5	12	0
Clayton	2	15	7.5	14	0
Hill	1	14	14.0	14	0
Duhe	1	0	0.0	0	0

DOLPHINS	44	799	18.2	41	0
OPPONENTS	66	1360	20.6	42	0

SCORING	Ru	Pa	Rt	PAT	FG	S	TP
Clayton	0	18	0	0	0	0	108
v. Schamann	0	0	0	66/70	9/19	0	93
P. Johnson	9	0	0	0	0	0	54
Bennett	7	1	0	0	0	0	48
Duper	0	8	0	0	0	0	48
Moore	0	6	0	0	0	0	36
Hardy	0	5	0	0	0	0	30
D. Johnson	0	3	0	0	0	0	18
Nathan	1	2	0	0	0	0	18
Cefalo	0	2	0	0	0	0	12
Jensen	0	2	0	0	0	0	12
Rose	0	2	0	0	0	0	12
Baumhower	0	0	1	0	0	0	6
Carter	1	0	0	0	0	0	6
Judson	0	0	1	0	0	0	6
McNeal	0	0	1	0	0	0	6

DOLPHINS	18	49	3	66/70	9/19	0	513
OPPONENTS	16	22	1	37/38	9/17	0	298

FIELD GOALS	1-19	20-29	30-39	40-49	50+
von Schamann	0/0	7/7	2/5	0/4	0/3
DOLPHINS	0/0	7/7	2/5	0/4	0/3
OPPONENTS	0/0	0/1	4/4	4/9	1/3

SACKS	
Bettors 14.0, Bowser 9.0, Bokamper 4.0, Charles 3.0, Barnett 2.0, Baumhower 2.0, Brudzinski 2.0, Bensen 1.0, Brophy 1.0, M. Brown 1.0, Duhe 1.0, Lankford 1.0, Rhone 1.0	
DOLPHINS 42.0, OPPONENTS 14.0	

USUAL STARTERS	
OFFENSE	
WR	Mark Duper (16)
LT	Jon Giesler (16)
LG	Roy Foster (16)
C	Dwight Stephenson (16)
RG	Ed Newman (16)
RT	Cleveland Green (12)
TE	Dan Johnson (16)
WR	Mark Clayton (15)
QB	Dan Marino (16)
RB	Tony Nathan (12)
FB	Woody Bennett (9)

DEFENSE	
LDE	Doug Bettors (16)
NT	Bob Baumhower (15)
RDE	Kim Bokamper (10)
LOLB	Bob Brudzinski (16)
LILB	A.J. Duhe (8)
	*Jay Brophy (5)
RILB	Mark Brown (9)
	Earnie Rhone (7)
ROLB	Charles Bowser (15)
LCB	Don McNeal (10)
RCB	William Judson (16)
SS	Glenn Blackwood (16)
FS	Lyle Blackwood (16)

boldface indicates Pro Bowl performer
* indicates rookie

1985 FINAL STATISTICS (12-4)

DATE	OPPONENT	SCORE	W/L	ATT.
9/8	at Houston	23-26	L	47,656
9/15	INDIANAPOLIS	30-13	W	53,693
9/22	KANSAS CITY	31-0	W	69,791
9/29	at Denver	30-26	W	73,614
10/6	PITTSBURGH	24-20	W	72,820
10/14	at N.Y. Jets	7-23	L	73,807
10/20	TAMPA BAY	41-38	W	62,335
10/27	at Detroit	21-31	L	75,291
11/3	at New England	13-17	L	58,811
11/10	N.Y. JETS	21-17	W	73,965
11/17	at Indianapolis	34-20	W	59,666
11/24	at Buffalo	23-14	W	50,474
12/2	CHICAGO	38-24	W	75,594
12/8	at Green Bay	34-24	W	52,671
12/16	New ENGLAND	30-27	W	69,489
12/22	BUFFALO	28-0	W	64,811

TEAM STATISTICS	MIA.	OPP.
TOTAL FIRST DOWNS	361	314
By Rushing	116	135
By Passing	218	160
By Penalty	27	19
Third Down: Made/Att.	88/193	88/216
Fourth Down: Made/Att. ...	8/11	8/13
TOTAL NET YARDS	5843	5767
Average Per Game	365.2	360.4
Total Plays	1039	1033
Average Per Play	5.6	5.6
NET YARDS RUSHING.....	1729	2256
Average Per Game	108.1	141.0
Total Rushes	444	509
NET YARDS PASSING	4114	3511
Average Per Game	257.1	219.4
Tackled/Yards Lost.....	19/164	38/278
Gross Yards	4278	3789
Attempts/Completions.....	576/343	487/257
Completion Percentage	59.5	52.8
Had Intercepted	21	23
PUNTS/AVERAGE	59/43.7	73/40.7
PENALTIES/YARDS	77/637	112/854
FUMBLES/BALL LOST	31/20	36/18
TOUCHDOWNS	52	38
By Rushing	19	15
By Passing	31	21
By Returns	2	2

Score By Quarters	1	2	3	4	OT	Total
DOLPHINS	88	136	95	109	0	428
OPPONENTS	44	96	78	102	0	320

RUSHING	NO.	YDS.	AVG.	LG	TD
Nathan	143	667	4.7	22	5
Davenport	98	370	3.8	33	11
Hampton	105	369	3.5	15	3
Bennett	54	256	4.7	17	0
Carter	14	76	5.4	19	0
N. Moore	1	11	11.0	11	0
Clayton	1	10	10.0	10	0
Strock	2	-6	-3.0	-3	0
Marino	26	-24	-0.9	2	0
DOLPHINS	444	1729	3.9	33	19
OPPONENTS	509	2256	4.4	32	15

RECEIVING	NO.	YDS.	AVG.	LG	TD
Nathan	72	651	9.0	73	4
Clayton	70	996	14.2	45	4
N. Moore	51	701	13.7	69	7

Hardy	39	409	10.5	31	4
Duper	35	650	18.6	67	3
Rose	19	306	16.1	42	4
Johnson	13	192	14.8	61	3
Davenport	13	74	5.7	17	2
Bennett	10	101	10.1	27	1
Hampton	8	56	7.0	15	0
Heflin	6	98	16.3	46	1
Harris	3	24	8.0	11	0
Carter	2	4	2.0	4	0
Vigorito	1	9	9.0	9	0
Jensen	1	4	4.0	4	1

DOLPHINS	343	4278	12.5	73	31
OPPONENTS	257	3789	14.7	80	21

INTERCEPTIONS	NO.	YDS.	AVG.	LG	TD
G. Blackwood	6	36	6.0	17	0
Judson	4	88	22.0	61	1
Lankford	4	10	2.5	6	0
B. Brown	2	40	20.0	26	0
Brophy	1	41	41.0	41	0
H. Green	1	28	28.0	28	0
Shipp	1	7	7.0	7	0
Brudzinski	1	6	6.0	6	0
M. Brown	1	5	5.0	5	0
Moyer	1	4	4.0	4	0
L. Blackwood	1	0	0.0	0	0
DOLPHINS	23	265	11.5	61	1
OPPONENTS	21	100	4.8	40	0

PUNTING	NO.	YDS.	AVG.	LG	BK
Roby	59	2576	43.7	63	0
DOLPHINS	59	2576	43.7	63	0
OPPONENTS	73	2972	40.7	67	1

PUNT RET.	NO.	YDS.	AVG.	LG	TD
Vigorito	22	197	9.0	21	0
Kozlowski	7	65	9.3	17	0
Lockett	5	23	4.6	8	0
G. Blackwood	3	20	6.7	18	0
Clayton	2	14	7.0	11	0
DOLPHINS	39	319	8.2	21	0
OPPONENTS	27	371	13.7	70	1

KICKOFF RET.	NO.	YDS.	AVG.	LG	TD
Hampton	45	1020	22.7	46	0
Carter	4	82	20.5	25	0
L. Blackwood	2	32	16.0	17	0
Hardy	1	11	11.0	11	0
Kozlowski	0	32	-	-	-
DOLPHINS	52	1177	22.6	46	0
OPPONENTS	63	1359	21.6	50	0

SCORING	Ru	Pa	Rt	PAT	FG	S	TP
Reveiz	0	0	0	50/52	22/27	0	116
Davenport	11	2	0	0	0	0	78
N. Moore	0	7	0	0	0	0	42
Nathan	5	1	0	0	0	0	36
Clayton	0	4	0	0	0	0	24
Rose	0	4	0	0	0	0	24
Hardy	0	4	0	0	0	0	24
Duper	0	3	0	0	0	0	18
Hampton	3	0	0	0	0	0	18
Johnson	0	3	0	0	0	0	18
Bennett	0	1	0	0	0	0	6
Brudzinski	0	0	1	0	0	0	6

Heflin	0	1	0	0	0	0	6
Jensen	0	1	0	0	0	0	6
Judson	0	0	1	0	0	0	6

DOLPHINS	19	31	2	50/52	22/27	0	428
OPPONENTS	15	21	2	35/38	19/28	0	320

FIELD GOALS	1-19	20-29	30-39	40-49	50+
Reveiz	0/0	8/9	5/5	9/10	0/3
DOLPHINS	0/0	8/9	5/5	9/10	0/3
OPPONENTS ..	2/2	5/5	7/9	4/10	1/2

SACKS	
Charles 7.0, Betteres 6.5, M. Moore 5.5, H. Green 5.0, Brudzinski 3.0, Bokamper 2.5, Bowser 2.5, Baumhower 2.0, G. Blackwood 1.0, Brophy 1.0, M. Brown 1.0, Little 1.0.	
DOLPHINS 38.0, OPPONENTS 19.0	

USUAL STARTERS	
OFFENSE	
WR	Mark Duper (8)
	Nat Moore (7)
LT	Jon Giesler (13)
LG	Roy Foster (16)
C	Dwight Stephenson (16)
RG	Ronnie Lee (6)
	Steve Clark (5)
	Jeff Toews (5)
RT	Cleveland Green (10)
TE	Bruce Hardy (16)
WR	Mark Clayton (16)
QB	Dan Marino (16)
RB	Tony Nathan (15)
FB	Woody Bennett (13)

DEFENSE	
LDE	Doug Betteres (14)
NT	Mike Charles (15)
RDE	Kim Bokamper (12)
LOLB	Bob Brudzinski (13)
LILB	Jackie Shipp (10)
RILB	Mark Brown (15)
ROLB	Hugh Green (11)
LCB	Paul Lankford (15)
RCB	William Judson (16)
SS	Glenn Blackwood (14)
FS	Bud Brown (16)

boldface indicates Pro Bowl performer
* indicates rookie

PASSING	ATT.	COMP.	YDS.	PCT.	TD	INT.	LG	SCK/LST	RATING
Marino	567	336	4137	59.3	30	21	73	18/157	84.1
Strock	9	7	141	77.8	1	0	67	0/0	154.7
Clayton	0	0	0	0.0	0	0	0	1/7	-
DOLPHINS	576	343	4278	59.5	31	21	73	19/164	85.6
OPPONENTS	487	257	3789	52.8	21	23	80	38/278	73.3

1986 FINAL STATISTICS (8-8)

DATE	OPPONENT	SCORE	W/L	ATT.
9/7	at San Diego	28-50	L	57,726
9/14	INDIANAPOLIS	30-10	W	51,848
9/21	at N.Y. Jets	45-51(OT)	L	71,025
9/28	SAN FRANCISCO	16-31	L	70,264
10/5	at New England	7-34	L	60,689
10/12	BUFFALO	27-14	W	49,467
10/19	L.A. RAIDERS	28-30	L	53,421
10/26	at Indianapolis	17-13	W	58,350
11/2	HOUSTON	28-7	W	43,804
11/10	at Cleveland	16-26	L	77,949
11/16	at Buffalo	34-24	W	76,474
11/24	N.Y. JETS	45-3	W	70,206
11/30	ATLANTA	14-20	L	53,762
12/7	at New Orleans	31-27	W	64,761
12/14	at L.A. Rams	37-31(OT)	W	62,629
12/22	NEW ENGLAND	27-34	L	74,516

TEAM STATISTICS	MIA.	OPP.
TOTAL FIRST DOWNS	351	337
By Rushing	84	144
By Passing	250	177
By Penalty	17	16
Third Down: Made/Att.	98/191	86/209
Fourth Down: Made/Att. ..	2/10	10/18
TOTAL NET YARDS	6324	6050
Average Per Game	395.3	376.1
Total Plays	1011	1058
Average Per Play	6.3	5.7
NET YARDS RUSHING	1545	2493
Average Per Game	96.6	155.8
Total Rushes	349	540
NET YARDS PASSING	4779	3557
Average Per Game	298.7	222.3
Tackled/Yards Lost.	17/119	33/268
Gross Yards	4898	3825
Attempts/Completions	645/392	485/290
Completion Percentage	60.8	59.8
Had Intercepted	23	13
PUNTS/AVERAGE	56/44.2	64/41.4
PENALTIES/YARDS	72/609	82/596
FUMBLES/BALL LOST	37/14	32/14
TOUCHDOWNS	56	47
By Rushing	9	23
By Passing	46	22
By Returns	1	2

Score By Quarters	1	2	3	4	OT	Total
DOLPHINS	45	177	102	100	6	430
OPPONENTS	101	127	58	113	6	405

RUSHING	NO.	YDS.	AVG.	LG	TD
Hampton	186	830	4.5	54t	9
Davenport	75	314	4.2	35	0
Nathan	27	203	7.5	20	0
Bennett	36	162	4.5	16	0
Clayton	2	33	16.5	22	0
Carter	4	18	4.5	9	0
Ellis	3	6	2.0	2	0
Strock	1	0	0.0	0	0
Marino	12	-3	-0.3	13	0
Roby	2	-8	-4.0	0	0
Duper	1	-10	-10.0	-10	0
DOLPHINS	349	1545	4.4	54t	9
OPPONENTS	540	2493	4.6	47	23

RECEIVING	NO.	YDS.	AVG.	LG	TD
Duper	67	1313	19.6	85t	11

Hampton	61	446	7.3	19	3
Clayton	60	1150	19.2	68t	10
Hardy	54	430	8.0	18t	5
Nathan	48	457	9.5	23t	2
N. Moore	38	431	11.3	38t	7
Davenport	20	177	8.9	27	1
Johnson	19	170	8.9	20	4
Pruitt	15	235	15.7	27	2
Jensen	5	50	10.0	20t	1
Bennett	4	33	8.3	13	0
Carter	1	6	6.0	6	0

DOLPHINS	392	4898	12.5	85t	46
OPPONENTS	290	3825	13.2	65t	22

INTERCEPTIONS	NO.	YDS.	AVG.	LG	TD
Rose	2	63	31.5	36	0
McNeal	2	46	23.0	29	0
G. Blackwood	2	10	5.0	7	0
Judson	2	0	0.0	0	0
L. Blackwood..	1	14	14.0	14	0
Offerdahl	1	14	14.0	14	0
B. Brown	1	3	3.0	3	0
Charles	1	2	2.0	2	0
Kozlowski	1	0	0.0	0	0
DOLPHINS	13	152	11.7	36	0
OPPONENTS	23	221	9.6	70t	1

PUNTING	NO.	YDS.	AVG.	LG	BK
Roby	56	2476	44.2	73	0
DOLPHINS	56	2476	44.2	73	0
OPPONENTS	64	2648	41.4	64	0

PUNT RET.	NO.	YDS.	AVG.	LG	TD
Ellis	24	149	6.2	17	0
Pruitt	11	150	13.6	71t	1
G. Blackwood	1	0	0.0	0	0
L. Blackwood..	1	0	0.0	0	0
Clayton	1	0	0.0	0	0
Thompson	1	0	0.0	0	0
N. Moore	1	-2	-2.0	-2	0
DOLPHINS	40	297	7.4	71t	1
OPPONENTS	23	200	8.7	34	0

KICKOFF RET.	NO.	YDS.	AVG.	LG	TD
Ellis	25	541	21.6	41	0
Davenport	16	285	17.8	37	0
Hampton	9	182	20.2	25	0
Carter	9	133	14.8	22	0
Hardy	3	39	13.0	16	0
L. Lee	1	5	5.0	5	0
Johnson	1	0	0.0	0	0
Toth	1	0	0.0	0	0
DOLPHINS	65	1185	18.2	41	0
OPPONENTS	53	997	18.8	40	0

SCORING	Ru	Pa	Rt	PAT	FG	S	TP
Revez	0	0	0	52/55	14/22	0	94
Hampton	9	3	0	0	0	0	72
Duper	0	11	0	0	0	0	66
Clayton	0	10	0	0	0	0	60
N. Moore	0	7	0	0	0	0	42
Hardy	0	5	0	0	0	0	30
Johnson	0	4	0	0	0	0	24
Pruitt	0	2	1	0	0	0	18
Nathan	0	2	0	0	0	0	12
Davenport	0	1	0	0	0	0	6
Jensen	0	1	0	0	0	0	6

DOLPHINS	9	46	1	52/55	14/22	0	430
OPPONENTS	23	22	2	45/46	26/31	0	405

FIELD GOALS	1-19	20-29	30-39	40-49	50+
Revez	1/1	5/5	4/6	3/8	1/2
DOLPHINS	1/1	5/5	4/6	3/8	1/2
OPPONENTS	2/2	6/7	12/14	6/6	0/2

SACKS
M. Brown 5.0, Betters 4.0, H. Green 4.0, Little 4.0, J. Foster 3.0, Brudzinski 2.0, Offerdahl 2.0, Robinson 2.0, Turner 2.0, Shipp 1.0, Baumhower 1.0, M. Moore 1.0, Smith 1.0, Sochia 1.0.

DOLPHINS 33.0, OPPONENTS 17.0

USUAL STARTERS	
OFFENSE	
WR	Mark Duper (16)
LT	Jon Giesler (7)
	Cleveland Green (5)
	Jeff Dellenbach (4)
LG	Roy Foster (16)
C	Dwight Stephenson (16)
RG	Ronnie Lee (9)
	Larry Lee (5)
RT	Greg Koch (16)
TE	Bruce Hardy (16)
WR	Mark Clayton (14)
QB	Dan Marino (16)
RB	Lorenzo Hampton (16)
FB	Woody Bennett (14)

DEFENSE	
LDE	*T.J. Turner (15)
NT	Bob Baumhower (12)
RDE	George Little (16)
LOLB	Bob Brudzinski (16)
LILB	Jackie Shipp (14)
RILB	*John Offerdahl (15)
ROLB	Mark Brown (11)
LCB	William Judson (16)
RCB	Paul Lankford (11)
SS	Glenn Blackwood (10)
FS	Bud Brown (14)

boldface indicates Pro Bowl performer
* indicates rookie

PASSING	ATT.	COMP.	YDS.	PCT.	TD	INT.	LG	SCK/LST	RATING
Marino	623	378	4746	60.7	44	23	85t	17/119	92.5
Strock	20	14	152	70.0	2	0	21	0/0	125.4
Jensen	2	0	0	0.0	0	0	0	0/0	39.6
DOLPHINS	645	392	4898	60.8	46	23	85t	17/119	93.3
OPPONENTS	485	290	3825	59.8	22	13	65t	33/268	88.7

1987 FINAL STATISTICS (8-7)

DATE	OPPONENT	SCORE	W/L	ATT.
9/13	at New England	21-28	L	54,642
9/20	at Indianapolis	23-10	W	57,524
10/4	at Seattle	20-24	L	19,448
10/11	KANSAS CITY	42-0	W	25,867
10/18	at N.Y. Jets	31-37(OT)	L	18,249
10/25	BUFFALO	31-34(OT)	L	61,295
11/1	PITTSBURGH	35-24	W	52,578
11/8	at Cincinnati	20-14	W	53,840
11/15	INDIANAPOLIS	21-40	L	65,433
11/22	at Dallas	20-14	W	56,519
11/29	at Buffalo	0-27	L	68,055
12/7	N.Y. JETS	37-28	W	62,592
12/13	at Philadelphia	28-10	W	63,841
12/20	WASHINGTON	23-21	W	65,715
12/28	NEW ENGLAND	10-24	L	61,192

TEAM STATISTICS	MIA.	OPP.
TOTAL FIRST DOWNS	331	314
By Rushing	109	115
By Passing	197	176
By Penalty	25	23
Third Down: Made/Att.	96/202	94/208
Fourth Down: Made/Att.	9/18	5/13
TOTAL NET YARDS	5538	5445
Average Per Game	369.2	363.0
Total Plays	1005	1013
Average Per Play	5.5	5.4
NET YARDS RUSHING	1662	2198
Average Per Game	110.8	146.5
Total Rushes	408	498
NET YARDS PASSING	3876	3247
Average Per Game	258.4	216.5
Tackled/Yards Lost	13/101	21/183
Gross Yards	3977	3430
Attempts/Completions	584/338	494/295
Completion Percentage	57.9	59.7
Had Intercepted	20	16
PUNTS/AVERAGE	63/38.5	71/38.8
PENALTIES/YARDS	76/634	103/850
FUMBLES/BALL LOST	37/17	32/16
TOUCHDOWNS	47	42
By Rushing	16	18
By Passing	29	21
By Returns	2	3

Score By Quarters	1	2	3	4	OT	Total
DOLPHINS	90	100	89	83	0	362
OPPONENTS	63	105	61	97	9	335

RUSHING	NO.	YDS.	AVG.	LG	TD
Stradford	145	619	4.3	51	6
Hampton	45	289	3.9	34	1
R. Scott	47	199	4.2	24	3
Davenport	32	114	3.6	27	1
W. Bennett	25	102	4.1	18	0
Mackey	17	98	5.8	17	2
Bailey	10	55	5.5	13	0
Konecny	6	46	7.7	19	0
Tagliaferri	13	45	3.5	7	1
Isom	9	41	4.6	8	1
Nathan	4	20	5.0	8	0
Jensen	4	18	4.5	9	0
Roth	3	10	3.3	9	0
Clayton	2	8	4.0	4	0
T. Brown	3	3	1.0	3	0
Roby	1	0	0.0	0	0
Marino	12	-5	-0.4	5	1

DOLPHINS	408	1662	4.1	51	16
OPPONENTS	498	2198	4.4	31	18

RECEIVING	NO.	YDS.	AVG.	LG	TD
Stradford	48	457	9.5	34	1
Clayton	46	776	16.9	43	7
Duper	33	597	18.1	59	8

Hardy	28	292	10.4	31	2
Davenport	27	249	9.2	29	1
Pruitt	26	404	15.3	37	3
Jensen	26	221	8.5	20	1
Hampton	23	223	9.7	24	0
Tagliaferri	12	117	9.8	27	0
Nathan	10	77	7.7	14	0
Douglas	9	92	10.2	17	1
Sampleton	8	64	8.0	19	0
Chavis	7	108	15.4	27	0
Lewis	6	53	8.8	22	1
Konecny	6	26	4.3	10	0
Reilly	5	70	14.0	20	0
Da. Johnson	4	35	8.8	22	2
W. Bennett	4	18	4.5	6	0
Caterbone	2	46	23.0	30	0
W. Smith	2	13	6.5	8	1
R. Scott	2	7	3.5	5	0
Isom	1	11	11.0	11	0
Banks	1	10	10.0	10	1
T. Brown	1	6	6.0	6	0
Farmer	1	5	5.0	5	0

DOLPHINS	338	3977	11.8	59	29
OPPONENTS	295	3430	11.6	55	21

INTERCEPTIONS	NO.	YDS.	AVG.	LG	TD
Lankford	3	44	14.7	44	0
Blackwood	3	17	5.7	17	0
Randle	2	16	8.0	11	0
Hooper	2	11	5.5	11	0
Judson	2	11	5.5	10	0
Hobley	2	7	3.5	7	0
Sowell	1	29	29.0	29	0
B. Brown	1	0	0.0	0	0

DOLPHINS	16	135	8.4	44	0
OPPONENTS	20	298	14.9	68	2

PUNTING	NO.	YDS.	AVG.	LG	BK
Roby	32	1371	42.8	77	0
Hayes	7	274	39.1	51	1
Gore	14	502	35.9	60	0
Strock	9	277	30.8	44	0

DOLPHINS	63	2424	38.5	77	1
OPPONENTS	71	2753	38.8	73	0

PUNT RET.	NO.	YDS.	AVG.	LG	TD
Schwedes	24	203	8.5	31	0
Caterbone	9	78	8.7	21	0
B. Brown	2	8	4.0	8	0
Blackwood	1	1	1.0	1	0
Hooper	1	0	0.0	0	0

DOLPHINS	37	209	7.8	31	0
OPPONENTS	26	141	5.4	15	0

KICKOFF RET.	NO.	YDS.	AVG.	LG	TD
Hampton	16	304	19.0	32	0
Stradford	14	258	18.4	32	0
Schwedes	9	177	19.7	34	0
Hardy	5	62	12.4	18	0
Farmer	3	56	18.7	23	0
Roth	2	49	24.5	26	0
Da. Johnson	2	13	6.5	10	0
R. Scott	1	22	22.0	22	0
Isom	1	11	11.0	11	0
Lewis	1	0	0.0	0	0

DOLPHINS	54	952	17.6	34	0
OPPONENTS	67	1222	18.2	47	0

SCORING	Ru	Pa	Rt	PAT	FG	S	TP
Reveil	0	0	0	28/30	9/11	0	55
Duper	0	8	0	0	0	0	48
Clayton	0	7	0	0	0	0	42
Stradford	6	1	0	0	0	0	42
Beecher	0	0	0	12/12	3/4	0	21

Pruitt	0	3	0	0	0	0	18
R. Scott	3	0	0	0	0	0	18
Davenport	1	1	0	0	0	0	12
Hardy	0	2	0	0	0	0	12
Da. Johnson	0	2	0	0	0	0	12
Mackey	2	0	0	0	0	0	12
Banks	0	1	0	0	0	0	6
Douglas	0	1	0	0	0	0	6
Hampton	1	0	0	0	0	0	6
Hobley	0	0	1	0	0	0	6
Hooper	0	0	1	0	0	0	6
Isom	1	0	0	0	0	0	6
Jensen	0	1	0	0	0	0	6
Lewis	0	1	0	0	0	0	6
Marino	1	0	0	0	0	0	6
W. Smith	0	1	0	0	0	0	6
Tagliaferri	1	0	0	0	0	0	6
Tiffin	0	0	0	4/4	0/1	0	4

DOLPHINS	16	29	2	44/47	12/16	0	362
OPPONENTS	18	21	3	41/47	14/22	0	335

FIELD GOALS	1-19	20-29	30-39	40-49	50+
Reveil	1/1	2/2	2/2	4/6	0/0
Beecher	1/1	0/0	1/1	1/2	0/0
Tiffin	0/0	0/0	0/0	0/1	0/0

DOLPHINS	2/2	2/2	3/3	5/9	0/0
OPPONENTS	0/0	7/8	4/7	2/5	1/2

SACKS

Turner 4.0, Sochia 3.5, Bosa 3.0, Readon 2.0, Lambrecht 1.5, Offerdahl 1.5, M. Brown 1.0, Brudzinski 1.0, Frye 1.0, Graf 1.0, S. Scott 1.0, Wimberly 0.5.

DOLPHINS 21.0, OPPONENTS 13.0

USUAL STARTERS

OFFENSE

WR	Mark Duper (12)
LT	Jon Giesler (9)
LG	Roy Foster (12)
C	Dwight Stephenson (9)
RG	Tom Toth (12)
RT	Ronnie Lee (9)
TE	Bruce Hardy (12)
WR	Mark Clayton (12)
QB	Dan Marino (12)
RB	Lorenzo Hampton (6)
	*Troy Stradford (5)
FB	Woody Bennett (11)

DEFENSE

LDE	T.J. Turner (12)
NT	Brian Sochia (12)
PDE	*John Bosa (12)
LOLB	Bob Brudzinski (7)
	*Rick Graf (5)
LILB	Jackie Shipp (12)
RILB	John Offerdahl (9)
ROLB	Mark Brown (9)
LCB	Paul Lankford (11)
RCB	William Judson (12)
SS	Glenn Blackwood (8)
	Liffort Hobley (4)
FS	Bud Brown (8)
	Lyle Blackwood (2)
	Liffort Hobley (2)

boldface indicates Pro Bowl performer

* indicates rookie

PASSING	ATT.	COMP.	YDS.	PCT.	TD	INT.	LG	SCK/LST	RATING
Marino	444	263	3245	59.2	26	13	59	9/77	89.2
Mackey	109	57	604	52.3	3	5	30	4/24	58.8
Strock	23	13	114	56.5	0	1	26	0/0	51.7
Stankavage	7	4	8	57.1	0	1	8	0/0	22.6
Stradford	1	1	6	100.0	0	0	6	0/0	91.7
DOLPHINS	584	338	3977	57.9	29	20	59	13/101	81.0
OPPONENTS	494	295	3430	59.7	21	16	55	21/183	81.5

1988 FINAL STATISTICS (6-10)

DATE	OPPONENT	SCORE	W/L	ATT.
9/4	at Chicago	7-34	L	63,330
9/11	at Buffalo	6-9	L	79,520
9/18	GREEN BAY	24-17	W	54,409
9/25	at Indianapolis	13-15	L	59,638
10/2	MINNESOTA	24-7	W	59,867
10/9	at L.A. Raiders	24-14	W	50,751
10/16	SAN DIEGO	31-28	W	58,972
10/23	N.Y. JETS	30-44	L	68,292
10/30	at Tampa Bay	17-14	W	67,352
11/6	at New England	10-21	L	60,840
11/14	BUFFALO	6-31	L	67,091
11/20	NEW ENGLAND	3-6	L	53,526
11/27	at N.Y. Jets	34-38	L	52,752
12/4	INDIANAPOLIS	28-31	L	45,236
12/12	CLEVELAND	38-31	W	61,884
12/18	at Pittsburgh	24-40	L	36,051

TEAM STATISTICS	MIA.	OPP.
TOTAL FIRST DOWNS	321	359
By Rushing	77	155
By Passing	218	173
By Penalty	26	31
Third Down: Made/Att.	71/184	101/207
Fourth Down: Made/Att.	7/16	6/13
TOTAL NET YARDS	5721	5781
Average Per Game	357.6	361.3
Total Plays	963	1072
Average Per Play	5.9	5.4
NET YARDS RUSHING	1205	2506
Average Per Game	75.3	156.6
Total Rushes	335	557
NET YARDS PASSING	4516	3275
Average Per Game	282.3	204.7
Tackled/Yards Lost.	7/41	24/167
Gross Yards	4557	3442
Attempts/Completions.	621/363	491/298
Completion Percentage ..	58.5	60.7
Had Intercepted	23	16
PUNTS/AVERAGE	64/43.0	58/41.8
PENALTIES/YARDS	99/845	103/734
FUMBLES/BALL LOST	26/12	31/15
TOUCHDOWNS	41	45
By Rushing	11	22
By Passing	29	19
By Returns	1	4

Score By Quarters	1	2	3	4	OT	Total
DOLPHINS	72	97	88	62	0	319
OPPONENTS	51	159	69	101	0	380

RUSHING	NO.	YDS.	AVG.	LG	TD
Hampton	117	414	3.5	33	9
Stradford	95	335	3.5	18	2
Davenport	55	273	5.0	64	0
Bennett	31	115	3.7	12	0
Jensen	10	68	6.8	23	0
Cribbs	5	21	4.2	11	0
Clayton	1	4	4.0	4	0
Edmunds	1	-8	-8.0	-8	0
Marino	20	-17	-0.9	6	0
DOLPHINS	335	1205	3.6	64	11
OPPONENTS	557	2506	4.5	44	22

RECEIVING	NO.	YDS.	AVG.	LG	TD
Clayton	86	1129	13.1	45t	14
Jensen	58	652	11.2	31	5
Stradford	56	426	7.6	36	1

Duper	39	626	16.1	56	1
Edmunds	33	575	17.4	80t	3
Davenport	30	282	9.4	27	0
Banks	23	430	18.7	55	2
Hampton	23	204	8.9	39t	3
Schwedes	6	130	21.7	42	0
Hardy	4	46	11.5	19	0
Pruitt	2	38	19.0	19	0
Bennett	2	16	8.0	12	0
Kinchen	1	3	3.0	3	0
DOLPHINS	363	4557	12.6	80t	29
OPPONENTS	298	3442	11.6	47	19

INTERCEPTIONS	NO.	YDS.	AVG.	LG	TD
Williams	4	62	15.5	23	0
Judson	4	57	14.3	52	0
M. Brown	2	13	6.5	13	0
Offerdahl	2	2	1.0	2	0
Thomas	1	48	48.0	48	0
McNeal	1	23	23.0	23	0
Graf	1	14	14.0	14	0
Lankford	1	0	0.0	0	0
DOLPHINS	16	219	13.7	52	0
OPPONENTS	23	399	17.3	78t	4

PUNTING	NO.	YDS.	AVG.	LG	BK
Roby	64	2754	43.0	64	0
DOLPHINS	64	2754	43.0	64	0
OPPONENTS	58	2427	41.8	66	1

PUNT RET.	NO.	YDS.	AVG.	LG	TD
Schwedes	24	230	9.6	36	0
Williams	3	29	9.7	14	0
DOLPHINS	27	259	9.6	36	0
OPPONENTS	35	318	9.1	31	0

KICKOFF RET.	NO.	YDS.	AVG.	LG	TD
Cribbs	41	863	21.0	44	0
Hampton	9	216	24.0	37	0
Williams	8	159	19.9	27	0
Schwedes	3	49	16.3	25	0
Davenport	2	41	20.5	21	0
Edmunds	1	20	20.0	20	0
Hardy	1	17	17.0	17	0
DOLPHINS	65	1365	21.0	44	0
OPPONENTS	53	1109	20.9	57	0

SCORING	Ru	Pa	Rt	PAT	FG	S	TP
Clayton	0	14	0	0	0	0	84
Hampton	9	3	0	0	0	0	72
Reveiz	0	0	0	31/32	8/12	0	55
Jensen	0	5	0	0	0	0	30
Edmunds	0	3	0	0	0	0	18
Franklin	0	0	0	6/7	4/11	0	18
Stradford	2	1	0	0	0	0	18
Banks	0	2	0	0	0	0	12
Duper	0	1	0	0	0	0	6
Hobley	0	0	1	0	0	0	6
DOLPHINS	11	29	1	37/41	12/23	0	319
OPPONENTS	22	19	4	44/45	22/28	0	380

FIELD GOALS	1-19	20-29	30-39	40-49	50+
Reveiz	0/0	4/4	3/4	1/2	0/2
Franklin	0/0	1/2	2/4	0/1	1/4
DOLPHINS	0/0	5/6	5/8	1/3	1/6
OPPONENTS ..	0/0	6/6	10/11	4/7	2/4

SACKS

Turner 5.0, Sochia 4.5, Cline 4.0, Kumerow 3.0, Green 2.5, Bosa 2.0, Graf 1.0, Lankford 1.0, M. Brown 0.5, Offerdahl 0.5.

DOLPHINS 24.0, OPPONENTS 7.0

USUAL STARTERS

OFFENSE

WR	Mark Duper (13)
LT	Jon Giesler (9)
	Mark Dennis (7)
LG	Roy Foster (15)
C	Jeff Dellenbach (16)
RG	*Harry Galbreath (12)
RT	Ronnie Lee (16)
TE	*Ferrell Edmunds (14)
WR	Mark Clayton (16)
QB	Dan Marino (16)
RB	Lorenzo Hampton (10)
FB	Woody Bennett (7)
	Ron Davenport (5)
	Jim Jensen (4)

DEFENSE

LDE	T.J. Turner (16)
NT	Brian Sochia (16)
RDE	Jackie Cline (9)
	John Bosa (6)
LOLB	Rick Graf (16)
LILB	Mark Brown (12)
RILB	John Offerdahl (16)
ROLB	Hugh Green (16)
LCB	Paul Lankford (10)
RCB	William Judson (16)
SS	Liffort Hobley (13)
FS	*Jarvis Williams (16)

boldface indicates Pro Bowl performer

* indicates rookie

PASSING	ATT.	COMP.	YDS.	PCT.	TD	INT.	LG	SCK/LST	RATING
Marino	606	354	4434	58.4	28	23	80t	6/31	80.8
Jaworski	14	9	123	64.3	1	0	22	1/10	116.1
Stradford	1	0	0	0.0	0	0	0	0/0	39.6
DOLPHINS	621	363	4557	58.5	29	23	80t	7/41	81.5
OPPONENTS	491	298	3442	60.7	19	16	47	24/167	81.2

1989 FINAL STATISTICS (8-8)

DATE	OPPONENT	SCORE	W/L	ATT.
9/10	BUFFALO	24-27	L	54,541
9/17	at New England	24-10	W	57,043
9/24	N.Y. JETS	33-40	L	65,908
10/1	at Houston	7-39	L	53,326
10/8	CLEVELAND	13-10(OT)	W	58,444
10/15	at Cincinnati	20-13	W	58,184
10/22	GREEN BAY	23-20	W	56,624
10/29	at Buffalo	17-31	L	80,208
11/5	INDIANAPOLIS	19-13	W	52,680
11/12	at N.Y. Jets	31-23	W	65,923
11/19	at Dallas	17-14	W	56,044
11/26	PITTSBURGH	14-34	L	59,936
12/3	at Kansas City	21-26	L	54,610
12/10	NEW ENGLAND	31-10	W	55,918
12/17	at Indianapolis	13-42	L	55,665
12/24	KANSAS CITY	24-27	L	43,612

TEAM STATISTICS	MIA.	OPP.
TOTAL FIRST DOWNS	311	337
By Rushing	88	139
By Passing	202	180
By Penalty	21	18
Third Down: Made/Att.	101/209	67/194
Fourth Down: Made/Att. ...	7/14	8/21
TOTAL NET YARDS	5546	5696
Average Per Game	346.6	356.0
Total Plays	1011	1045
Average Per Play	5.5	5.5
NET YARDS RUSHING	1330	2153
Average Per Game	83.1	134.6
Total Rushes	400	493
NET YARDS PASSING	4216	3543
Average Per Game	263.5	221.4
Tackled/Yards Lost	10/86	39/268
Gross Yards	4302	3811
Attempts/Completions	601/331	513/315
Completion Percentage ...	55.1	61.4
Had Intercepted	25	15
PUNTS/AVERAGE	59/41.7	62/39.0
PENALTIES/YARDS	83/614	106/831
FUMBLES/BALL LOST	30/16	19/8
TOUCHDOWNS	39	43
By Rushing	10	19
By Passing	26	21
By Returns	3	3

Score By Quarters	1	2	3	4	OT	Total
DOLPHINS	78	96	73	81	3	331
OPPONENTS	57	128	77	117	0	379

RUSHING	NO.	YDS.	AVG.	LG	TD
Smith	200	659	3.3	25	6
Stradford	66	240	3.6	13	1
Logan	57	201	3.5	14	0
Davenport	14	56	4.0	9	1
Jensen	8	50	6.3	14	0
Hampton	17	47	2.8	9	0
Secules	4	39	9.8	17	0
T. Brown	13	26	2.0	6	0
Faola	2	10	5.0	5	0
Clayton	3	9	3.0	11	0
Roby	2	0	0.0	0	0
Marino	14	-7	-0.5	2	2
DOLPHINS	400	1330	3.3	25	10
OPPONENTS	493	2153	4.4	33	19

RECEIVING	NO.	YDS.	AVG.	LG	TD
Clayton	64	1011	15.8	78t	9
Jensen	61	557	9.1	20	6
Duper	49	717	14.6	41	1
Edmunds	32	382	11.9	30	3
Banks	30	520	17.3	61	1
Stradford	25	233	9.3	32	0
A. Brown	24	410	17.1	48t	5
T. Brown	13	117	9.0	23	0
Hampton	8	25	3.1	12	0
Schwedes	7	174	24.9	65t	1
Smith	7	81	11.6	34	0
Logan	5	34	6.8	11	0
Davenport	3	19	6.3	9	0
Kinchen	1	12	12.0	12	0
Faola	1	8	8.0	8	0
Hardy	1	2	2.0	2	0

DOLPHINS	331	4302	13.0	78t	26
OPPONENTS	315	3811	12.1	63t	21

INTERCEPTIONS	NO.	YDS.	AVG.	LG	TD
Oliver	4	32	8.0	23	0
McNeal	3	-6	-2.0	0	0
Williams	2	43	21.5	24	0
Judson	2	31	15.5	28	0
Thomas	2	4	2.0	4	0
Hobley	1	22	22.0	22	0
Lankford	1	0	0.0	0	0

DOLPHINS	15	126	8.4	28	0
OPPONENTS	25	335	13.4	48	1

PUNTING	NO.	YDS.	AVG.	LG	BK
Roby	58	2458	42.4	58	1
DOLPHINS	59	2458	41.7	58	1
OPPONENTS	62	2416	39.0	63	1

PUNT RET.	NO.	YDS.	AVG.	LG	TD
Schwedes	18	210	11.7	70t	1
Stradford	14	129	9.2	19	0
Gibson	1	-1	-1.0	-1	0

DOLPHINS	33	338	10.2	70t	1
OPPONENTS	26	256	9.8	18	0

KICKOFF RET.	NO.	YDS.	AVG.	LG	TD
Logan	24	613	25.5	97t	1
Hampton	17	303	17.8	34	0
Reaves	6	84	14.0	22	0
Schwedes	3	24	8.0	13	0
Faola	2	30	15.0	17	0
Kinchen	2	26	13.0	17	0
A. Brown	2	9	4.5	9	0
Williams	1	21	21.0	21	0
Davenport	1	19	19.0	19	0
Ahrens	1	10	10.0	10	0
Goode	1	8	8.0	8	0
Brudzinski	1	6	6.0	6	0
DOLPHINS	61	1153	18.9	97t	1
OPPONENTS	63	1215	19.3	40	0

SCORING	Ru	Pa	Rt	PAT	FG	S	TP
Stoyanovich ..	0	0	0	38/39	19/26	0	95
Clayton	0	9	0	0	0	0	54
Jensen	0	6	0	0	0	0	36
Smith	6	0	0	0	0	0	36
A. Brown	0	5	0	0	0	0	30
Edmunds	0	3	0	0	0	0	18

Logan	0	0	2	0	0	0	12
Marino	2	0	0	0	0	0	12
Schwedes	0	1	1	0	0	0	12
Banks	0	1	0	0	0	0	6
Davenport	1	0	0	0	0	0	6
Duper	0	1	0	0	0	0	6
Stradford	1	0	0	0	0	0	6
Team	0	0	0	0	0	1	2

DOLPHINS	10	26	3	38/39	19/26	1	331
OPPONENTS	19	21	3	42/43	25/33	2	379

FIELD GOALS	1-19	20-29	30-39	40-49	50+
Stoyanovich	1/1	8/8	5/6	4/8	1/3
DOLPHINS	1/1	8/8	5/6	4/8	1/3
OPPONENTS	1/1	8/8	10/12	5/9	1/3

SACKS	1-19	20-29	30-39	40-49	50+
Cross 10.0, Green 7.5, Sochia 5.0, Bosa 2.0, Kumerow 2.0, Offerdahl 1.5, Ahrens 1.0, Cline 1.0, Frye 1.0, Graf 1.0, Hobley 1.0, Junior 1.0, Krauss 1.0, Lankford 1.0, Thomas 1.0, Williams 1.0, TEAM 1.0.					
DOLPHINS 39.0, OPPONENTS 10.0					

USUAL STARTERS	OFFENSE
WR	Mark Duper (14)
LT	Jeff Dellenbach (15)
LG	Roy Foster (16)
C	*Jeff Ulhenhake (15)
RG	Harry Galbreath (14)
RT	Ronnie Lee (15)
TE	Ferrell Edmunds (16)
WR	Mark Clayton (15)
QB	Dan Marino (16)
RB	*Sammie Smith (12)
FB	Tom Brown (7)
	Marc Logan (4)
	Ron Davenport (3)

DEFENSE	
LDE	T.J. Turner (11)
NT	Brian Sochia (16)
RDE	Jeff Cross (16)
LOLB.....	E.J. Junior (12)
LILB	Dave Ahrens (8)
	John Offerdahl (8)
RILB	Barry Krauss (12)
ROLB	Hugh Green (16)
LCB	Paul Lankford (16)
RCB	William Judson (14)
SS	Jarvis Williams (16)
FS	*Louis Oliver (13)

boldface indicates Pro Bowl performer
* indicates rookie

PASSING	ATT.	COMP.	YDS.	PCT.	TD	INT.	LG	SCK/LST	RATING
Marino	550	308	3997	56.0	24	22	78t	10/86	76.9
Secules	50	22	286	44.0	1	3	44t	0/0	44.3
Jensen	1	1	19	100.0	1	0	19t	0/0	158.3
DOLPHINS	601	331	4302	55.1	26	25	78t	10/86	74.9
OPPONENTS	513	315	3811	61.4	21	15	63t	39/268	85.7

1990 FINAL STATISTICS (12-4)

DATE	OPPONENT	SCORE	W/L	ATT.
9/9	at New England	27-24	W	45,305
9/16	BUFFALO	30-7	W	68,142
9/23	at N.Y. Giants	3-20	L	76,483
9/30	at Pittsburgh	28-6	W	54,891
10/7	N.Y. JETS	20-16	W	69,678
10/18	NEW ENGLAND	17-10	W	62,630
10/28	at Indianapolis	27-7	W	59,213
11/4	PHOENIX	23-3	W	54,924
11/11	at N.Y. Jets	17-3	W	68,362
11/19	L.A. RAIDERS	10-13	L	70,553
11/25	at Cleveland	30-13	W	70,225
12/2	at Washington	20-42	L	53,599
12/9	PHILADELPHIA	23-20(OT)	W	67,034
12/16	SEATTLE	24-17	W	57,851
12/23	at Buffalo	14-24	L	80,235
12/30	INDIANAPOLIS	23-17	W	59,547

TEAM STATISTICS	MIA.	OPP.
TOTAL FIRST DOWNS	303	268
By Rushing	90	110
By Passing	190	145
By Penalty	23	13
Third Down: Made/Att.	88/206	79/207
Fourth Down: Made/Att.	10/13	7/18
TOTAL NET YARDS	5047	4547
Average Per Game	315.4	284.2
Total Plays	975	968
Average Per Play	5.2	4.7
NET YARDS RUSHING	1535	1831
Average Per Game	95.9	114.4
Total Rushes	420	461
NET YARDS PASSING	3512	2716
Average Per Game	219.5	169.8
Tackled/Yards Lost.	16/99	45/348
Gross Yards	3611	3064
Attempts/Completions	539/310	462/257
Completion Percentage ..	57.5	55.6
Had Intercepted	12	19
PUNTS/AVERAGE	72/42.0	75/40.0
PENALTIES/YARDS	64/486	95/759
FUMBLES/BALL LOST	33/15	23/8
TOUCHDOWNS	39	26
By Rushing	13	11
By Passing	21	14
By Returns	5	1

Score By Quarters	1	2	3	4	OT	Total
DOLPHINS	60	113	77	83	3	336
OPPONENTS	30	108	39	65	0	242

RUSHING	NO.	YDS.	AVG.	LG	TD
Smith	226	831	3.7	33	8
Logan	79	317	4.0	17	2
Stradford	37	138	3.7	15	1
Paige	32	95	3.0	11	2
Higgs	10	67	6.7	27	0
Secules	8	34	4.3	17	0
Marino	16	29	1.8	15	0
Limbrick	5	14	2.8	5	0
Martin	1	8	8.0	8	0
Jensen	4	6	1.5	2	0
Banks	1	3	3.0	3	0
Edmunds	1	-7	-7.0	-7	0
DOLPHINS	420	1535	3.7	33	13
OPPONENTS	461	1831	4.0	39	11

RECEIVING	NO.	YDS.	AVG.	LG	TD
Duper	52	810	15.6	69t	5
Jensen	44	365	8.3	18	1
Paige	35	247	7.1	17t	4
Clayton	32	406	12.7	43	3
Edmunds	31	446	14.4	35	1
Stradford	30	257	8.6	23	0
Martin	29	388	13.4	45	2
Pruitt	13	235	18.1	35t	3
Banks	13	131	10.1	23	0
Smith	11	134	12.2	53t	1
Logan	7	54	7.7	12	0
Schwedes	6	66	11.0	19	1
Limbrick	4	23	5.8	9	0
A. Brown	3	49	16.3	24	0
DOLPHINS	310	3611	11.6	69t	21
OPPONENTS	257	3064	11.9	64t	14

INTERCEPTIONS	NO.	YDS.	AVG.	LG	TD
Oliver	5	87	17.4	35	0
Williams	5	82	16.4	42t	1
McKyer	4	40	10.0	21	0
Glenn	2	31	15.5	31t	1
Offerdahl	1	28	28.0	28	0
Hobley	1	15	15.0	15	0
Kumerow	1	5	5.0	5	0
DOLPHINS	19	288	15.2	42t	2
OPPONENTS	12	184	15.3	73	0

PUNTING	NO.	YDS.	AVG.	LG	BK
Roby	72	3022	42.0	62	0
DOLPHINS	72	3022	42.0	62	0
OPPONENTS	75	3001	40.0	63	1

PUNT RET.	NO.	YDS.	AVG.	LG	TD
Martin	26	140	5.4	35	0
Schwedes	9	89	9.9	23	0
Stradford	3	4	1.3	4	0
Williams	1	0	0.0	0	0
DOLPHINS	39	233	6.0	35	0
OPPONENTS	40	397	9.9	36	0

KICKOFF RET.	NO.	YDS.	AVG.	LG	TD
Logan	20	367	18.4	35	0
Higgs	10	210	21.0	30	0
Stradford	3	56	18.7	21	0
Schwedes	2	52	26.0	30	0
Collins	2	30	15.0	30	0
Adams	2	16	8.0	10	0
Paige	1	18	18.0	18	0
Kinchen	1	16	16.0	16	0
Sims	1	9	9.0	9	0
Graf	1	6	6.0	6	0
DOLPHINS	43	780	18.1	35	0
OPPONENTS	53	1092	20.6	38	0

SCORING	Ru	Pa	Rt	PAT	FG	S	TP
Stoyanovich	0	0	0	37/37	21/25	0	100
Smith	8	1	0	0	0	0	54
Paige	2	4	0	0	0	0	36
Duper	0	5	0	0	0	0	30
Clayton	0	3	0	0	0	0	18
Pruitt	0	3	0	0	0	0	18
Logan	2	0	0	0	0	0	12
Martin	0	2	0	0	0	0	12
Edmunds	0	1	0	0	0	0	6

Glenn	0	0	1	0	0	0	6
Higgs	0	0	1	0	0	0	6
Jensen	0	1	0	0	0	0	6
Odum	0	0	1	0	0	0	6
Schwedes	0	1	0	0	0	0	6
Sochia	0	0	1	0	0	0	6
Stradford	1	0	0	0	0	0	6
Williams	0	0	1	0	0	0	6
Team	0	0	0	0	0	1	2

DOLPHINS	13	21	5	37/37	21/25	1	336
OPPONENTS	11	14	1	26/26	20/29	0	242

FIELD GOALS	1-19	20-29	30-39	40-49	50+
Stoyanovich	2/2	7/8	6/7	4/5	2/3
DOLPHINS	2/2	7/8	6/7	4/5	2/3
OPPONENTS	1/1	6/6	4/9	7/8	2/5

SACKS	1-9	10-19	20-29	30-39	40-49	50+
Cross 11.5, Junior 6.0, Griggs 5.5, Wilson 4.0, Hobley 3.0, Oglesby 2.5, Green 2.0, Williams 2.0, Lee 1.5, J.B. Brown 1.0, Glenn 1.0, Odum 1.0, Offerdahl 1.0, Oliver 1.0, Sochia 1.0, Turner 1.0.						
DOLPHINS 45.0, OPPONENTS 16.0						

USUAL STARTERS
OFFENSE
WR Mark Duper (15)
LT *Richmond Webb (16)
LG *Keith Sims (13)
C Jeff Ulhenhake (16)
RG Harry Galbreath (16)
RT Mark Dennis (16)
TE Ferrell Edmunds (16)
WR Mark Clayton (10)
QB Dan Marino (16)
RB Sammie Smith (16)
FB Tony Paige (13)

DEFENSE
LDE T.J. Turner (12)
NT Shawn Lee (10)
RDE Jeff Cross (16)
LOLB David Griggs (16)
LILB John Offerdahl (16)
RILB Cliff Odum (16)
ROLB Hugh Green (16)
LCB Tim McKyer (16)
RCB J.B. Brown (16)
SS Jarvis Williams (16)
FS Louis Oliver (16)

boldface indicates Pro Bowl performer
* indicates rookie

PASSING	ATT.	COMP.	YDS.	PCT.	TD	INT.	LG	SCK/LST	RATING
Marino	531	306	3563	57.6	21	11	69t	15/90	82.6
Secules	7	3	17	42.9	0	1	8	1/9	10.7
Jensen	1	1	31	100.0	0	0	31	0/0	118.8
DOLPHINS	539	310	3611	57.5	21	12	69t	16/99	81.6
OPPONENTS	462	257	3064	55.6	14	19	64t	45/348	69.0

1991 FINAL STATISTICS (8-8)

DATE	OPPONENT	SCORE	W/L	ATT.
9/1	at Buffalo	31-35	L	80,252
9/8	INDIANAPOLIS	17-6	W	51,155
9/15	at Detroit	13-17	L	56,896
9/22	GREEN BAY	16-13	W	56,583
9/29	at N.Y. Jets	23-41	L	71,170
10/6	at New England	20-10	W	49,749
10/13	at Kansas City	7-42	L	76,021
10/20	HOUSTON	13-17	L	60,705
11/3	at Indianapolis	10-6	W	55,899
11/10	NEW ENGLAND	30-20	W	56,065
11/18	BUFFALO	27-41	L	71,062
11/24	at Chicago	16-13(OT)	W	58,288
12/1	TAMPA BAY	33-14	W	51,036
12/9	CINCINNATI	37-13	W	60,616
12/15	at San Diego	30-38	L	47,731
12/22	N.Y. JETS	20-23(OT)	L	69,636

TEAM STATISTICS	MIA.	OPP.
TOTAL FIRST DOWNS	312	327
By Rushing	91	133
By Passing	205	177
By Penalty	16	17
Third Down: Made/Att.	84/205	103/210
Fourth Down: Made/Att.	10/13	6/10
TOTAL NET YARDS	5241	5406
Average Per Game	327.6	337.6
Total Plays.....	970	1019
Average Per Play	5.4	5.3
NET YARDS RUSHING.....	1352	2301
Average Per Game	84.5	143.8
Total Rushes	379	499
NET YARDS PASSING	3889	3105
Average Per Game	243.1	194.1
Tackled/Yards Lost.....	28/188	35/248
Gross Yards	4077	3353
Attempts/Completions.....	563/327	485/300
Completion Percentage	58.1	61.9
Had Intercepted	14	12
PUNTS/AVERAGE	57/44.8	65/39.8
PENALTIES/YARDS	62/516	91/684
FUMBLES/BALL LOST	23/14	19/9
TOUCHDOWNS	35	40
By Rushing	8	17
By Passing	26	18
By Returns	1	5

Score By Quarters	1	2	3	4	OT	Total
DOLPHINS	55	119	51	115	3	343
OPPONENTS	65	100	75	106	3	349

RUSHING	NO.	YDS.	AVG.	LG	TD
Higgs	231	905	3.9	24	4
S. Smith	83	297	3.6	18	1
Craver	20	58	2.9	7	1
Marino	27	32	1.2	11	1
Secules	4	30	7.5	12	1
Paige	10	25	2.5	6	0
Logan	4	5	1.3	2	0
DOLPHINS	379	1352	3.6	24	8
OPPONENTS	499	2301	4.6	63	17

RECEIVING	NO.	YDS.	AVG.	LG	TD
Duper	70	1085	15.5	43	5
Clayton	70	1053	15.0	43	12
Paige	57	469	8.2	26	1
Martin	27	434	16.1	54	2
Jensen	21	183	8.7	19	2

Baty	20	269	13.5	30	1
S. Smith	14	95	6.8	12	0
Edmunds	11	118	10.7	22	2
Higgs	11	80	7.3	13	0
Banks	9	119	13.2	25	1
Craver	8	67	8.4	25	0
Miller	4	49	12.3	15	0
Pruitt	2	30	15.0	24	0
Henry	2	17	8.5	9	0
Sims	1	9	9.0	9	0
DOLPHINS	327	4077	12.5	54	26
OPPONENTS	300	3353	11.2	54	18

INTERCEPTIONS	NO.	YDS.	AVG.	LG	TD
Oliver.....	5	80	16.0	37	0
Harden	2	39	19.5	22	0
Lee	1	14	14.0	14	0
Reichenbach ..	1	2	2.0	2	0
Brown	1	0	0.0	0	0
J. Williams	1	0	0.0	0	0
Odum	1	0	0.0	0	0
DOLPHINS	12	135	11.3	37	0
OPPONENTS	14	217	15.5	83	2

PUNTING	NO.	YDS.	AVG.	LG	BK
Roby	54	2466	45.7	64	1
Stoyanovich ..	2	85	42.5	49	0
DOLPHINS	56	2551	44.8	64	1
OPPONENTS	65	2588	39.8	61	2

PUNT RET.	NO.	YDS.	AVG.	LG	TD
Miller	28	248	8.9	32	0
Martin	1	10	10.0	10	0
Junior	1	0	0.0	0	0
DOLPHINS	30	258	8.6	32	0
OPPONENTS	30	332	11.1	39	0

KICKOFF RET.	NO.	YDS.	AVG.	LG	TD
Craver	32	615	19.2	49	0
Logan	12	191	15.9	31	0
Paige	2	31	15.5	16	0
Hill	1	33	33.0	33	0
Henry	1	13	13.0	13	0
J. Williams	1	7	7.0	7	0
Dellenbach	1	0	0.0	0	0
DOLPHINS	50	890	17.8	49	0
OPPONENTS	66	1270	19.2	39	0

SCORING	Ru	Pa	Rt	PAT	FG	S	TP
Stoyanovich ..	0	0	0	28/29	31/37	0	121
Clayton	0	12	0	0	0	0	72
Duper	0	5	0	0	0	0	30
Higgs	4	0	0	0	0	0	24
Edmunds	0	2	0	0	0	0	12
Jensen	0	2	0	0	0	0	12
Martin	0	2	0	0	0	0	12
Baumann.....	0	0	0	6/6	2/2	0	12
Banks	0	1	0	0	0	0	6
Baty	0	1	0	0	0	0	6
Craver	1	0	0	0	0	0	6
Klingbeil	0	0	1	0	0	0	6
Marino	1	0	0	0	0	0	6
Paige	0	1	0	0	0	0	6
S. Smith	1	0	0	0	0	0	6
Secules	1	0	0	0	0	0	6
DOLPHINS	8	26	1	34/35	33/39	0	343
OPPONENTS	17	18	5	40/40	23/33	0	349

FIELD GOALS	1-19	20-29	30-39	40-49	50+
Stoyanovich	2/2	8/8	11/12	7/10	3/5
Baumann	0/0	1/1	0/0	1/1	0/0
DOLPHINS	2/2	9/9	11/12	8/11	3/5
OPPONENTS ..	1/1	9/11	6/7	6/9	1/5

SACKS
Cross 7.0, Griggs 5.5, Junior 5.0, Klingbeil 5.0, Turner 4.0, B. Cox 2.0, Offerdahl 1.5, Gardner 1.0, H. Green 1.0, Harden 1.0, Odom 1.0, TEAM 1.0.

DOLPHINS 35.0, OPPONENTS 28.0

USUAL STARTERS	
OFFENSE	
WR	Mark Duper (16)
LT	Richmond Webb (14)
LG	Keith Sims (12)
C	Jeff Uhlenhake (10)
RG	Harry Galbreath (16)
RT	Mark Dennis (16)
TE	Greg Baty (8)
	Ferrell Edmunds (8)
WR	Mark Clayton (16)
QB	Dan Marino (16)
RB	Mark Higgs (10)
FB	Tony Paige (16)

DEFENSE	
LDE	Alfred Oglesby (8)
	T.J. Turner (8)
NT	Chuck Klingbeil (4)
	Alfred Oglesby (4)
	T.J. Turner (4)
RDE	Jeff Cross (16)
LOLB	David Griggs (16)
LILB	Cliff Odom (15)
RILB	Mike Reichenbach (10)
ROLB	*Bryan Cox (13)
LCB	Vestee Jackson (11)
RCB	J.B. Brown (11)
SS	Bobby Harden (11)
FS	Louis Oliver (16)

boldface indicates Pro Bowl performer
* indicates rookie

PASSING	ATT.	COMP.	YDS.	PCT.	TD	INT.	LG	SCK/LST	RATING
Marino	549	318	3970	57.9	25	13	54	27/182	85.8
Secules	13	8	90	61.5	1	1	17	1/6	75.8
Jensen	1	1	17	100.0	0	0	17	0/0	118.8
DOLPHINS	563	327	4077	58.1	26	14	54	28/188	85.7
OPPONENTS	485	300	3353	61.9	18	12	54	35/348	84.5

1992 FINAL STATISTICS (11-5)

DATE	OPPONENT	SCORE	W/L	ATT.
9/14	at Cleveland	27-23	W	74,765
9/20	L.A. RAMS	26-10	W	55,945
9/27	at Seattle	19-17	W	59,374
10/4	at Buffalo	37-10	W	80,368
10/11	ATLANTA	21-17	W	68,633
10/18	NEW ENGLAND	38-17	W	61,120
10/25	INDIANAPOLIS	20-31	L	61,117
11/1	at N.Y. Jets	14-26	L	69,313
11/8	at Indianapolis	28-0	W	59,892
11/16	BUFFALO	20-26	L	70,629
11/22	HOUSTON	19-16	W	63,597
11/29	at New Orleans	13-24	L	68,591
12/6	at San Francisco	3-27	L	58,474
12/14	L.A. RAIDERS	20-7	W	67,098
12/20	N.Y. JETS	19-17	W	68,275
12/27	at New England	16-13(OT)	W	34,726

TEAM STATISTICS	MIA.	OPP.
TOTAL FIRST DOWNS	316	273
By Rushing	101	92
By Passing	194	168
By Penalty	21	13
Third Down: Made/Att.	78/201	88/217
Fourth Down: Made/Att.	8/16	7/20
TOTAL NET YARDS	5500	4583
Average Per Game	343.8	286.4
Total Plays	998	976
Average Per Play	5.5	4.7
NET YARDS RUSHING	1525	1600
Average Per Game	95.3	100.0
Total Rushes	407	428
NET YARDS PASSING	3975	2983
Average Per Game	248.8	186.4
Tackled/Yards Lost.	28/173	36/283
Gross Yards	4148	3266
Attempts/Completions	563/332	512/294
Completion Percentage	59.0	57.4
Had Intercepted	17	18
PUNTS/AVERAGE	61/39.7	74/40.1
PENALTIES/YARDS	86/656	89/679
FUMBLES/BALL LOST	31/17	25/14
TOUCHDOWNS	36	32
By Rushing	9	9
By Passing	24	16
By Returns	3	7

Score By Quarters	1	2	3	4	OT	Total
DOLPHINS	75	85	87	90	3	340
OPPONENTS	49	80	71	81	0	281

RUSHING	NO.	YDS.	AVG.	LG	TD
Higgs	256	915	3.6	23	7
Humphrey	102	471	4.6	21	1
Marino	20	66	3.3	12	0
Parmalee	6	38	6.3	20	0
Paige	7	11	1.6	6	1
Mitchell	8	10	1.3	8	0
Craver	3	9	3.0	8	0
Saxon	4	7	1.8	4	0
Martin	1	-2	-2.0	-2	0
DOLPHINS	407	1525	3.7	23	9
OPPONENTS	428	1600	3.7	40	9

RECEIVING	NO.	YDS.	AVG.	LG	TD
Humphrey	54	507	9.4	26	1
K. Jackson	48	594	12.4	42	5
Paige	48	399	8.3	30	1

PASSING	ATT.	COMP.	YDS.	PCT.	TD	INT.	LG	SCK/LST	RATING
Marino	554	330	4116	59.6	24	16	62t	28/173	85.1
Mitchell	8	2	32	25.0	0	1	18	0/0	4.2
Martin	1	0	0	0.0	0	0	0	0/0	39.6
DOLPHINS.....	563	332	4148	59.0	24	17	62t	28/173	83.6
OPPONENTS.....	512	294	3266	57.4	16	18	60	36/283	72.3

Duper	44	762	17.3	62t	7
Clayton	43	619	14.4	44t	3
Martin	33	553	16.8	55t	2
Banks	22	319	14.5	39t	3
Higgs	16	142	8.9	21	0
Edmunds	10	91	9.1	15	1
Saxon	5	41	8.2	14	0
Clark	3	59	19.7	45	0
M. Williams	3	43	14.3	18	0
Baty	3	19	6.3	12	1

DOLPHINS	332	4148	12.5	62t	24
OPPONENTS	294	3266	11.1	60	16

INTERCEPTIONS	NO.	YDS.	AVG.	LG	TD
Oliver	5	200	40.0	103t	1
Brown	4	119	29.8	48	1
V. Jackson	3	63	21.0	30t	1
Vincent	2	47	23.5	32	0
J. Williams	2	29	14.5	25	0
Alexander	1	0	0.0	0	0
Cox	1	0	0.0	0	0

DOLPHINS	18	458	25.4	103t	3
OPPONENTS	17	446	26.2	102t	4

PUNTING	NO.	YDS.	AVG.	LG	BK
Roby	35	1443	41.2	60	0
Prokop	24	891	37.1	56	0
Stoyanovich ..	2	90	45.0	48	0

DOLPHINS	61	2424	39.7	60	0
OPPONENTS	74	2971	40.1	59	1

PUNT RET.	NO.	YDS.	AVG.	LG	TD
Miller	24	175	7.3	19	0
Vincent	5	16	3.2	6	0
Martin	1	0	0.0	0	0
J. Williams	1	0	0.0	0	0

DOLPHINS	31	191	6.2	19	0
OPPONENTS	33	382	11.6	84t	1

KICKOFF RET.	NO.	YDS.	AVG.	LG	TD
M. Williams	19	328	17.3	28	0
Parmalee	14	289	20.6	32	0
Craver	8	174	21.8	44	0
Paige	2	29	14.5	19	0
Humphrey	1	18	18.0	18	0

DOLPHINS	44	838	19.0	44	0
OPPONENTS	65	1380	21.2	82	0

SCORING	Ru	Pa	Rt	PAT	FG	S	TP
Stoyanovich	0	0	0	34/36	30/37	0	124
Duper	0	7	0	0	0	0	42
Higgs	7	0	0	0	0	0	42
K. Jackson	0	5	0	0	0	0	30
Banks	0	3	0	0	0	0	18
Clayton	0	3	0	0	0	0	18
Humphrey	1	1	0	0	0	0	12
Martin	0	2	0	0	0	0	12
Paige	1	1	0	0	0	0	12
Baty	0	1	0	0	0	0	6
Brown	0	0	1	0	0	0	6
Edmunds	0	1	0	0	0	0	6
V. Jackson	0	0	1	0	0	0	6
Oliver	0	0	1	0	0	0	6

DOLPHINS	9	24	3	34/36	30/37	0	340
OPPONENTS	9	16	7	30/32	19/26	1	281

FIELD GOALS	1-19	20-29	30-39	40-49	50+
Stoyanovich	0/0	9/9	14/16	4/4	3/8

DOLPHINS	0/0	9/9	14/16	4/4	3/8
OPPONENTS ..	2/2	8/8	4/5	3/8	2/3

SACKS	
Cox 14.0, Coleman 6.0, Cross 5.0, Griggs 3.0, Hobley 2.0, Offerdahl 1.5, Webster 1.5, Braggs 1.0, Hollier 1.0, Klingbeil 1.0.	

DOLPHINS 36.0, OPPONENTS 28.0

USUAL STARTERS	
OFFENSE	
WR	Mark Duper (16)
LT	Richmond Webb (16)
LG	Keith Sims (16)
C	Jeff Uhlenhake (13)
RG	Harry Galbreath (16)
RT	Jeff Dellenbach (8)
	Mark Dennis (8)
TE	Keith Jackson (11)
WR	Mark Clayton (13)
QB	Dan Marino (16)
RB	Mark Higgs (15)
FB	Tony Paige (16)

DEFENSE	
LDE	Jeff Cross (7)
	David Griggs (4)
	T.J. Turner (4)
NT	Chuck Klingbeil (13)
RDE	Jeff Cross (7)
	*Marco Coleman (7)
LOLB	*Marco Coleman (7)
	David Griggs (4)
LILB	John Grimsley (11)
RILB	John Offerdahl (8)
	*Dwight Hollier (4)
ROLB	Bryan Cox (11)
LCB	*Troy Vincent (11)
RCB	J.B. Brown (14)
SS	Jarvis Williams (10)
FS	Louis Oliver (16)

boldface indicates Pro Bowl performer
* indicates rookie

1993 FINAL STATISTICS (9-7)

DATE	OPPONENT	SCORE	W/L	ATT.
9/5	at Indianapolis	24-20	W	51,858
9/12	N.Y. JETS	14-24	L	70,314
9/26	at Buffalo	22-13	W	79,635
10/4	WASHINGTON	17-10	W	68,568
10/10	at Cleveland	24-14	W	78,138
10/24	INDIANAPOLIS	41-27	W	57,301
10/31	KANSAS CITY	30-10	W	67,765
11/7	at N.Y. Jets	10-27	L	71,306
11/14	at Philadelphia	19-14	W	64,213
11/21	NEW ENGLAND	17-13	W	59,982
11/25	at Dallas	16-14	W	60,198
12/5	N.Y. GIANTS	14-19	L	72,161
12/13	PITTSBURGH	20-21	L	70,232
12/19	BUFFALO	34-47	L	71,597
12/27	at San Diego	20-45	L	60,311
1/2	at New England	27-33(OT)	L	53,883

TEAM STATISTICS	MIA.	OPP.
TOTAL FIRST DOWNS	309	332
By Rushing	85	103
By Passing	207	205
By Penalty	17	24
Third Down: Made/Att.	100/218	103/229
Fourth Down: Made/Att. ...	8/17	3/10
TOTAL NET YARDS	5812	5150
Average Per Game	363.3	321.9
Total Plays.....	1030	1061
Average Per Play	5.6	4.9
NET YARDS RUSHING.....	1459	1665
Average Per Game	91.2	104.1
Total Rushes	419	460
NET YARDS PASSING.....	4353	3485
Average Per Game	272.1	217.8
Tackled/Yards Lost.....	30/211	29/197
Gross Yards	4564	3682
Attempts/Completions.....	581/342	572/350
Completion Percentage	58.9	61.2
Had Intercepted	18	13
PUNTS/AVERAGE	58/39.7	76/41.3
PENALTIES/YARDS	81/663	92/650
FUMBLES/BALL LOST	32/16	30/14
TOUCHDOWNS	40	43
By Rushing	10	12
By Passing	27	26
By Returns	3	5

Score By Quarters	1	2	3	4	OT	Total
DOLPHINS	100	76	85	88	0	349
OPPONENTS	56	126	71	92	6	351

RUSHING	NO.	YDS.	AVG.	LG	TD
Higgs	186	693	3.7	31	3
Kirby	119	390	3.3	20	3
Byars	64	269	4.2	77	3
Mitchell	21	89	4.2	32	0
Parmalee	4	16	4.0	12	0
Saxon	5	13	2.6	9	0
Martin	1	6	6.0	6	0
Pederson	2	-1	-0.5	0	0
DeBerg	4	-4	-1.0	-1	0
Fryar	3	-4	-1.3	2	0
Marino	9	-4	-0.4	4	1
McDuffie	1	-4	-4.0	-4	0
DOLPHINS	419	1459	3.5	77	10
OPPONENTS	460	1665	3.6	65	12

RECEIVING	NO.	YDS.	AVG.	LG	TD
Kirby	75	874	11.7	47	3
Fryar	64	1010	15.8	65	5
Byars	61	613	10.0	27	3
Ingram	44	707	16.1	77	6
K. Jackson	39	613	15.7	57	6
Martin	20	347	17.4	80	3
McDuffie	19	197	10.4	18	0
Higgs	10	72	7.2	15	0
Baty	5	78	15.6	32	1
Miller	2	15	7.5	8	0
Banks	1	26	26.0	26	0
M. Williams	1	11	11.0	11	0
Parmalee	1	1	1.0	1	0

DOLPHINS	342	4564	13.3	80	27
OPPONENTS	350	3682	10.5	54	26

INTERCEPTIONS	NO.	YDS.	AVG.	LG	TD
Brown	5	43	8.6	29	0
Oliver	2	60	30.0	56	1
Vincent	2	29	14.5	23	0
Green	2	0	0.0	0	0
Cox	1	26	26.0	26	0
Hobley	1	17	17.0	17	0
DOLPHINS	13	175	13.5	56	1
OPPONENTS	18	329	18.3	97	2

PUNTING	NO.	YDS.	AVG.	LG	BK
Hatcher	58	2304	39.7	56	0
DOLPHINS	58	2304	39.7	56	0
OPPONENTS	76	3135	41.3	60	1

PUNT RET.	NO.	YDS.	AVG.	LG	TD
McDuffie	28	317	11.3	72	2
Vincent	0	9	-	9	0
DOLPHINS	28	326	11.6	72	2
OPPONENTS	32	359	11.2	64	1

KICKOFF RET.	NO.	YDS.	AVG.	LG	TD
McDuffie	32	755	23.6	48	0
M. Williams	8	180	22.5	39	0
Kirby	4	85	21.3	26	0
Miller	2	22	11.0	16	0
Fryar	1	10	10.0	10	0
Baty	1	7	7.0	7	0
Saxon	1	7	7.0	7	0
Vincent	0	2	-	2	0
DOLPHINS	49	1068	21.8	48	0
OPPONENTS	62	1239	20.0	40	0

SCORING	Ru	Pa	Rt	PAT	FG	S	TP
Stoyanovich ..	0	0	0	37/37	24/32	0	109
Byars	3	3	0	0	0	0	36
Ingram	0	6	0	0	0	0	36
K. Jackson	0	6	0	0	0	0	36
Kirby	3	3	0	0	0	0	36
Fryar	0	5	0	0	0	0	30
Higgs	3	0	0	0	0	0	18
Martin	0	3	0	0	0	0	18
McDuffie	0	0	2	0	0	0	12
Baty	0	1	0	0	0	0	6
Marino	1	0	0	0	0	0	6
Oliver	0	0	1	0	0	0	6
DOLPHINS	10	27	3	37/40	24/32	0	349
OPPONENTS	12	26	5	40/42	17/27	1	351

FIELD GOALS	1-19	20-29	30-39	40-49	50+
Stoyanovich	2/2	9/10	7/11	4/7	2/2
DOLPHINS	2/2	9/10	7/11	4/7	2/2
OPPONENTS ...	0/0	3/4	8/11	5/10	1/2

SACKS

Cross 10.5, Coleman 5.5, Cox 5.0, Hunter 3.0, Veasey 2.0, Klingbeil 1.5, Alexander 1.0, Griggs 0.5
--

DOLPHINS 29.0, OPPONENTS 30.0

USUAL STARTERS

OFFENSE

WR	Irving Fryar (16)
LT	Richmond Webb (16)
LG	Keith Sims (16)
C	Jeff Dellenbach (11)
RG	Bert Weidner (11)
RT	Ron Heller (16)
TE	Keith Jackson (15)
WR	Mark Ingram (16)
QB	Scott Mitchell (7)
	Dan Marino (5)
	Steve DeBerg (4)
RB	Mark Higgs (8)
	*Terry Kirby (8)
FB	Keith Byars (16)

DEFENSE

LDE	Jeff Cross (16)
DT	Larry Webster (9)
	Mike Golic (7)
NT	Chuck Klingbeil (16)
RDE	Marco Coleman (15)
LLB	John Grimsley (9)
	Dwight Hollier (4)
MLB	John Offerdahl (8)
	Dwight Hollier (6)
RLB	Bryan Cox (15)
LCB	Troy Vincent (13)
RCB	J.B. Brown (16)
SS	Jarvis Williams (14)
FS	Louis Oliver (11)

boldface indicates Pro Bowl performer
* indicates rookie

PASSING	ATT.	COMP.	YDS.	PCT.	TD	INT.	LG	SCK/LST	RATING
Mitchell	233	133	1773	57.1	12	8	77	7/49	84.2
DeBerg	188	113	1521	60.1	6	7	47	15/116	81.0
Marino	150	91	1218	60.7	8	3	80	7/42	95.9
Pederson	8	4	41	50.0	0	0	12	1/4	65.1
Byars	2	1	11	50.0	1	0	11	0/0	106.3
DOLPHINS	581	342	4564	58.9	27	18	80	30/211	86.4
OPPONENTS	572	350	3682	61.2	26	13	54	29/197	85.6

1994 FINAL STATISTICS (10-6)

DATE	OPPONENT	SCORE	W/L	ATT.
9/4	NEW ENGLAND	39-35	W	71,023
9/11	at Green Bay	24-14	W	55,011
9/18	N.Y. JETS	28-14	W	68,977
9/25	at Minnesota	35-38	L	64,035
10/2	at Cincinnati	23-7	W	55,056
10/9	at Buffalo	11-21	L	79,491
10/16	L.A. RAIDERS	20-17(OT)	W	70,112
10/30	at New England	23-3	W	59,167
11/6	INDIANAPOLIS	22-21	W	71,158
11/13	CHICAGO	14-17	L	64,871
11/20	at Pittsburgh	13-16(OT)	L	59,148
11/27	at N.Y. Jets	28-24	W	75,606
12/4	BUFFALO	31-42	L	69,358
12/12	KANSAS CITY	45-28	W	71,578
12/18	at Indianapolis	6-10	L	58,867
12/25	DETROIT	27-20	W	70,980

TEAM STATISTICS	MIA.	OPP.
TOTAL FIRST DOWNS	344	305
By Rushing	109	85
By Passing	220	195
By Penalty	15	25
Third Down: Made/Att.	101/219	76/197
Fourth Down: Made/Att.	17/25	8/22
TOTAL NET YARDS	6078	5224
Average Per Game	379.9	326.5
Total Plays	1078	1000
Average Per Play	5.6	5.2
NET YARDS RUSHING	1658	1430
Average Per Game	103.6	89.4
Total Rushes	433	394
NET YARDS PASSING	4420	3794
Average Per Game	276.3	237.1
Tackled/Yards Lost.	18/113	29/160
Gross Yards	4533	3954
Attempts/Completions	627/392	577/334
Completion Percentage ..	62.5	57.9
Had Intercepted	18	23
PUNTS/AVERAGE	60/40.2	68/41.7
PENALTIES/YARDS	92/747	82/653
FUMBLES/BALL LOST	28/14	29/9
TOUCHDOWNS	45	42
By Rushing	13	14
By Passing	31	23
By Returns	1	5

Score By Quarters	1	2	3	4	OT	Total
DOLPHINS	22	135	105	124	3	389
OPPONENTS	85	52	87	100	3	327

RUSHING	NO.	YDS.	AVG.	LG	TD
Parmalee.....	216	868	4.0	47L	6
Spikes	70	312	4.5	40	2
Kirby	60	233	3.9	30	2
Higgs	19	68	3.6	21	0
Byars	19	64	3.4	12	2
Craver	6	43	7.2	19	0
McDuffie	5	32	6.4	12	0
Kosar	1	17	17.0	17	0
Saxon	8	16	2.0	7	0
Gary	7	11	1.6	4	0
Marino	22	-6	-0.3	10	1
DOLPHINS	433	1658	3.8	47L	13
OPPONENTS	394	1430	3.6	45L	14

RECEIVING	NO.	YDS.	AVG.	LG	TD
Fryar	73	1270	17.4	54L	7
K. Jackson	59	673	11.4	35	7

Byars	49	418	8.5	34	5
Ingram	44	506	11.5	64L	6
McDuffie	37	488	13.2	30	3
Parmalee	34	249	7.3	22	1
Saxon	27	151	5.6	25	0
Craver	24	237	9.9	28	0
M. Williams	15	221	14.7	29	0
Kirby	14	154	11.0	26	0
Miller	6	94	15.7	27	1
Spikes	4	16	4.0	9	0
R. Williams	2	26	13.0	17	0
Gary	2	19	9.5	11	0
Baty	2	11	5.5	8	1

DOLPHINS	392	4533	11.6	64L	31
OPPONENTS	334	3954	11.8	83L	23

INTERCEPTIONS	NO.	YDS.	AVG.	LG	TD
Vincent	5	113	22.6	58L	1
Brown	3	82	27.3	38	0
Atkins	3	24	8.0	18	0
Stewart	3	11	3.7	11	0
Braxton	2	3	1.5	3	0
Beavers	2	0	0.0	0	0
Hollier	1	36	36.0	36	0
Veasey	1	7	7.0	7	0
Cross	1	0	0.0	0	0
Malone	1	0	0.0	0	0
Oliver	1	0	0.0	0	0
DOLPHINS	23	276	12.0	76L	1
OPPONENTS	18	190	10.6	28L	1

PUNTING	NO.	YDS.	AVG.	LG	BK
Arnold	46	1810	39.3	53	0
Kidd	14	602	43.0	58	0
DOLPHINS	60	2412	40.2	58	0
OPPONENTS	68	2834	41.7	64	0

PUNT RET.	NO.	YDS.	AVG.	LG	TD
McDuffie	32	228	7.1	26	0
Miller	1	13	13.0	13	0
DOLPHINS	33	241	7.3	26	0
OPPONENTS	32	324	10.1	75L	1

KICKOFF RET.	NO.	YDS.	AVG.	LG	TD
McDuffie	36	767	21.3	46	0
Spikes	19	434	22.8	34	0
R. Williams	2	25	12.5	15	0
M. Williams	2	9	4.5	9	0
Parmalee	2	0	0.0	0	0
Braxton	1	34	34.0	34	0
Miller	1	13	13.0	13	0
Saxon	1	12	12.0	12	0
Baty	1	0	0.0	0	0
Ingram	1	0	0.0	0	0
DOLPHINS	66	1294	19.6	46	0
OPPONENTS	74	1549	20.9	93L	2

SCORING	Ru	Pa	Rt	PAT	FG	S	2	P
Stoyanovich	0	0	0	35/35	24/31	0	0	107
Fryar	0	7	0	0	0	0	2	46
K. Jackson	0	7	0	0	0	0	1	44
Parmalee	6	1	0	0	0	0	1	44
Byars	2	5	0	0	0	0	0	42
Ingram	0	6	0	0	0	0	0	36
McDuffie	0	3	0	0	0	0	0	18
Kirby	2	0	0	0	0	0	1	14
Spikes	2	0	0	0	0	0	0	12
Baty	0	1	0	0	0	0	0	6

Marino	1	0	0	0	0	0	0	6
Miller	0	1	0	0	0	0	0	6
Vincent	0	0	1	0	0	0	0	6
Craver	0	0	0	0	0	0	1	2

DOLPHINS	13	31	1	35/35	24/31	0	5	589
OPPONENTS	14	23	5	40/41	18/18	0	1	351

FIELD GOALS	1-19	20-29	30-39	40-49	50+
Stoyanovich	1/1	8/8	6/10	8/10	1/2

DOLPHINS	1/1	8/8	6/10	8/10	1/2
OPPONENTS ..	3/3	1/1	3/4	4/8	0/2

TWO-POINT CONVERSIONS

Fryar 2, Craver 1, K. Jackson 1, Kirby 1, Parmalee 1
--

DOLPHINS 6-10, OPPONENTS 1-2

SACKS

Cross 9.5, Coleman 6.0, Bowens 3.0, Cox 3.0, Veasey 2.5, Singleton 2.0, Atkins 1.0, Smith 1.0, TEAM 1.0.
--

DOLPHINS 29.0, OPPONENTS 18.0

SUSAL STARTERS

OFFENSE

WR	Irving Fryar (16)
LT	Richmond Webb (16)
LG	Keith Sims (16)
C	Jeff Dellenbach (16)
RG	Bert Weidner (14)
RT	Ron Heller (16)
TE	Keith Jackson (16)
WR	Mark Ingram (16)
QB	Dan Marino (13)
RB	Bernie Parmalee (10)
FB	Keith Byars (9)
	James Saxon (7)

DEFENSE

LDE	Jeff Cross (10)
DT	*Tim Bowens (15)
NT	Chuck Klingbeil (15)
RDE	Marco Coleman (16)
LLB	Chris Singleton (11)
MLB	Bryan Cox (15)
RLB	Dwight Hollier (6)
	*Aubrey Beavers (6)
LCB	Troy Vincent (12)
RCB	J.B. Brown (16)
SS	Michael Stewart (16)
FS	Gene Atkins (15)

boldface indicates Pro Bowl performer
* indicates rookie

PASSING	ATT.	COMP.	YDS.	PCT.	TD	INT.	LG	SCK/LST	RATING
Marino	615	385	4453	62.6	30	17	64L	18/113	89.2
Kosar	12	7	80	58.3	1	1	22	0/0	71.5
DOLPHINS	627	392	4533	62.5	31	18	64L	18/113	88.8
OPPONENTS	577	334	3954	57.9	23	23	83L	29/160	75.6

1995 FINAL STATISTICS (9-7)

DATE	OPPONENT	SCORE	W/L	ATT.
9/3	N.Y. JETS	52-14	W	71,317
9/10	at New England	20-3	W	60,239
9/18	PITTSBURGH	23-10	W	72,874
10/1	at Cincinnati	26-23	W	52,671
10/8	INDIANAPOLIS	24-27(OT)	L	68,471
10/15	at New Orleans	30-33	L	55,628
10/22	at N.Y. Jets	16-17	L	67,228
10/29	BUFFALO	23-6	W	71,060
11/5	at San Diego	24-14	W	61,996
11/12	NEW ENGLAND	17-34	L	70,399
11/20	SAN FRANCISCO	20-44	L	73,080
11/26	at Indianapolis	28-36	L	60,414
12/3	ATLANTA	21-20	W	63,395
12/11	KANSAS CITY	13-6	W	70,321
12/17	at Buffalo	20-23	L	79,531
12/24	at St. Louis	41-22	W	63,876

TEAM STATISTICS	MIA.	OPP.
TOTAL FIRST DOWNS	345	309
By Rushing	98	93
By Passing	225	192
By Penalty	22	24
Third Down: Made/Att.	96/209	68/199
Fourth Down: Made/Att.	10/13	15/32
TOTAL NET YARDS	5716	5244
Average Per Game	357.3	327.8
Total Plays	1034	1000
Average Per Play	5.5	5.2
NET YARDS RUSHING.....	1506	1675
Average Per Game	94.1	104.7
Total Rushes	413	415
NET YARDS PASSING.....	4210	3569
Average Per Game	263.1	223.1
Tackled/Yards Lost.....	29/188	29/187
Gross Yards	4398	3756
Attempts/Completions.....	592/384	556/327
Completion Percentage	64.9	58.8
Had Intercepted	20	14
PUNTS/AVERAGE	57/42.7	59/41.0
PENALTIES/YARDS	110/907	82/739
FUMBLES/BALL LOST	24/12	30/16
TOUCHDOWNS	46	38
By Rushing	16	7
By Passing	28	30
By Returns	2	1

Score By Quarters	1	2	3	4	OT	Total
DOLPHINS	62	137	93	106	0	398
OPPONENTS	44	105	95	85	3	332

RUSHING	NO.	YDS.	AVG.	LG	TD
Parmalee.....	236	878	3.7	40	9
Kirby	108	414	3.8	38	4
Spikes	32	126	3.9	17	1
Byars	15	44	2.9	15	1
Kosar	7	19	2.7	14	1
Marino	11	14	1.3	12	0
McDuffie	3	6	2.0	11	0
Wilson	1	5	5.0	5	0
DOLPHINS	413	1506	3.6	40	16
OPPONENTS	415	1675	4.0	44	7

RECEIVING	NO.	YDS.	AVG.	LG	TD
Kirby	66	618	9.4	46	3
Fryar	62	910	14.7	67	8
McDuffie	62	819	13.2	48	8

Byars	51	362	7.1	26	2
Green	43	499	11.6	31	3
Parmalee.....	39	345	8.8	35	1
Clark	37	525	14.2	42	2
R. Hill	12	260	21.7	58	0
Spikes	5	18	3.6	13	1
R. Williams	3	28	9.3	13	0
M. Williams	2	17	8.5	15	0
Wilson	1	3	3.0	3	0
Marino	1	-6	-6.0	-6	0
DOLPHINS	384	4398	11.5	67	28
OPPONENTS	327	3756	11.5	50	30

INTERCEPTIONS	NO.	YDS.	AVG.	LG	TD
Vincent	5	95	19.0	69	1
Brown	2	20	10.0	20	0
Jackson	1	23	23.0	23	0
Cox	1	12	12.0	12	0
Beavers	1	8	8.0	8	0
Singleton	1	3	3.0	3	0
Atkins	1	0	0.0	0	0
Buckley	1	0	0.0	0	0
Stewart	1	0	0.0	0	0
DOLPHINS	14	161	11.5	69	1
OPPONENTS	20	210	10.5	45	0

PUNTING	NO.	YDS.	AVG.	LG	BK
Kidd.....	57	2433	42.7	56	0
DOLPHINS	57	2433	42.7	56	0
OPPONENTS	59	2420	41.0	61	0

PUNT RET.	NO.	YDS.	AVG.	LG	TD
McDuffie	24	163	6.8	24	0
DOLPHINS	24	163	6.8	24	0
OPPONENTS	35	265	7.6	27	0

KICKOFF RET.	NO.	YDS.	AVG.	LG	TD
McDuffie	23	564	24.5	47	0
Spikes	18	378	21.0	55	0
R. Hill	12	287	23.9	33	0
R. Williams	2	20	10.0	12	0
S. Hill	1	38	38.0	38	0
Dar Dar	1	22	22.0	22	0
Buckley	1	16	16.0	16	0
Milner	1	13	13.0	13	0
DOLPHINS	59	1338	22.7	55	0
OPPONENTS	85	1782	21.0	62	0

SCORING	Ru	Pa	Rt	PAT	FG	S	2	TP
Stoyanovich	0	0	0	37/37	27/34	0	0	118
Parmalee	9	1	0	0	0	0	0	60
McDuffie	0	8	0	0	0	0	1	50
Fryar	0	8	0	0	0	0	0	48
Kirby	4	3	0	0	0	0	0	42
Green	0	3	0	0	0	0	1	20
Byars	1	2	0	0	0	0	0	18
Clark	0	2	0	0	0	0	0	12
Spikes	1	1	0	0	0	0	0	12
Johnson.....	0	0	1	0	0	0	0	6
Kosar	1	0	0	0	0	0	0	6
Vincent	0	0	1	0	0	0	0	6
DOLPHINS	16	28	2	37/37	27/34	0	2	398
OPPONENTS	7	30	1	31/33	23/31	1	1	332

FIELD GOALS	1-19	20-29	30-39	40-49	50+
Stoyanovich	1/1	7/9	11/12	6/7	2/5
DOLPHINS	1/1	7/9	11/12	6/7	2/5
OPPONENTS	0/1	10/11	8/9	3/6	2/4

TWO-POINT CONVERSIONS
Green 1, McDuffie 1
DOLPHINS 2-9, OPPONENTS 1-5

SACKS
Cox 7.5, Coleman 6.5, Cross 6.0, T. Armstrong 4.5, Bowens 2.0, Emtman 1.0, Singleton 1.0, Foxx 0.5
DOLPHINS 29.0, OPPONENTS 29.0

USUAL STARTERS	
OFFENSE	
WR	Irving Fryar (16)
LT	Richmond Webb (16)
LG	Keith Sims (16)
C	Tim Ruddy (16)
RG	Chris Gray (10)
RT	*Billy Milner (9)
	Ron Heller (7)
TE	Eric Green (14)
WR	O.J. McDuffie (16)
QB	Dan Marino (14)
RB	Bernie Parmalee (12)
FB	Keith Byars (16)

DEFENSE	
LDE	Jeff Cross (16)
DT	Tim Bowens (16)
NT	Chuck Klingbeil (15)
RDE	Marco Coleman (16)
LLB	Chris Singleton (15)
MLB	Bryan Cox (16)
RLB	Dwight Hollier (14)
LCB	Troy Vincent (16)
RCB	J.B. Brown (12)
SS	Michael Stewart (16)
FS	Gene Atkins (11)

boldface indicates Pro Bowl performer

* indicates rookie

PASSING	ATT.	COMP.	YDS.	PCT.	TD	INT.	LG	SCK/LST	RATING
Marino	482	309	3668	64.1	24	15	67	22/153	90.8
Kosar	108	74	699	68.5	3	5	31	6/28	76.1
Kirby	1	1	31	100.0	1	0	31	0/0	158.3
McGwire	1	0	0	0.0	0	0	0	1/7	39.6
DOLPHINS.....	592	384	4398	64.9	28	20	67	29/188	88.8
OPPONENTS.....	556	327	3756	58.8	30	14	50	29/187	86.7

1996 FINAL STATISTICS (8-8)

DATE	OPPONENT	SCORE	W/L	ATT.
9/1	NEW ENGLAND	24-10	W	71,542
9/8	at Arizona	38-10	W	55,444
9/15	N.Y. JETS	36-27	W	68,137
9/23	at Indianapolis	6-10	L	60,891
10/6	SEATTLE	15-22	L	59,939
10/13	at Buffalo	21-7	W	79,642
10/20	at Philadelphia	28-35	L	66,240
10/27	DALLAS	10-29	L	75,283
11/3	at New England	23-42	L	58,942
11/10	INDIANAPOLIS	37-13	W	66,623
11/17	at Houston	23-20	W	47,358
11/25	PITTSBURGH	17-24	L	73,489
12/1	at Oakland	7-17	L	50,591
12/8	N.Y. GIANTS	7-17	L	63,889
12/16	BUFFALO	16-14	W	67,016
12/22	at N.Y. Jets	31-28	W	47,271

TEAM STATISTICS	MIA.	OPP.
TOTAL FIRST DOWNS	294	306
By Rushing	92	91
By Passing	173	191
By Penalty	29	24
Third Down: Made/Att.	89/221	65/193
Fourth Down: Made/Att.	8/19	11/24
TOTAL NET YARDS	5165	5191
Average Per Game	322.8	324.4
Total Plays	1000	987
NET YARDS RUSHING	1622	1536
Average Per Game	101.4	96.0
Total Rushes	460	411
NET YARDS PASSING	3543	3655
Average Per Game	221.4	228.4
Tackled/Yards Lost.	36/240	37/233
Gross Yards	3783	3888
Attempts/Completions.	504/300	539/337
Completion Percentage ..	59.5	62.5
Had Intercepted	11	20
PUNTS/AVERAGE	78/46.3	75/43.8
PENALTIES/YARDS	111/852	98/786
FUMBLES/BALL LOST	31/13	29/16
TOUCHDOWNS	41	41
By Rushing	14	10
By Passing	22	29
By Returns	5	2

Score By Quarters	1	2	3	4	OT	Total
DOLPHINS	57	120	84	78	0	339
OPPONENTS	72	89	71	93	0	325

RUSHING	NO.	YDS.	AVG.	LG	TD
Abdul-Jabbar..	307	1116	3.6	29	11
Spikes	87	316	3.6	49	3
Parmalee	25	80	3.2	17	0
McPhail	6	28	4.7	10	0
Pritchett	7	27	3.9	16	0
Izzo	1	26	26.0	26	0
Erickson	11	16	1.5	12	0
McDuffie	2	7	3.5	7	0
Kosar	1	6	6.0	6	0
Kidd	1	3	3.0	3	0
R. Wilson	1	0	0.0	0	0
Marino	11	-3	-0.3	7	0
DOLPHINS	460	1622	3.5	49	14
OPPONENTS	411	1536	3.7	49	10

RECEIVING	NO.	YDS.	AVG.	LG	TD
McDuffie	74	918	12.4	36	8
Barnett	36	562	15.6	66	3
Pritchett	33	354	10.7	74	2
Drayton	26	320	12.3	51	0
Abdul-Jabbar..	23	139	6.0	23	0
R. Hill	21	409	19.5	61	4
Parmalee	21	189	9.0	17	0
McPhail	20	282	14.1	52	0
L. Thomas	10	166	16.6	34	1
Miller	9	116	12.9	22	0
Spikes	8	81	10.1	19	1
Jordan	7	152	21.7	43	0
Byars	5	40	8.0	16	0
Carolan	4	48	12.0	21	1
R. Wilson	2	5	2.5	3	1
Wainright	1	2	2.0	2	1

DOLPHINS	300	3783	12.6	74	22
OPPONENTS	337	3888	11.5	84	29

INTERCEPTIONS	NO.	YDS.	AVG.	LG	TD
Buckley	6	164	27.3	91	1
Oliver	3	110	36.7	60	0
Jackson	3	82	27.3	61	1
Z. Thomas	3	64	21.3	27	1
Wooden	2	15	7.5	15	0
J.B. Brown	1	29	29.0	29	0
Hollier	1	11	11.0	11	0
S. Hill	1	0	0.0	0	0

DOLPHINS	20	475	23.8	91	3
OPPONENTS	11	256	23.3	100	1

PUNTING	NO.	YDS.	AVG.	LG	BK
Kidd	78	3611	46.3	63	0
DOLPHINS	78	3611	46.3	63	0
OPPONENTS	75	3283	43.8	80	2

PUNT RET.	NO.	YDS.	AVG.	LG	TD
McDuffie	22	212	9.6	19	0
Buckley	3	24	8.0	13	0
Miller	1	15	15.0	15	0
DOLPHINS	26	251	9.7	19	0
OPPONENTS	48	368	7.7	26	0

KICKOFF RET.	NO.	YDS.	AVG.	LG	TD
Spikes	28	681	24.3	59	0
McPhail	15	335	22.3	40	0
Dar Dar	7	132	18.9	25	0
Jordan	4	81	20.3	22	0
R. Hill	2	4	2.0	4	0
Buckley	1	48	48.0	48	0
Z. Thomas	1	17	17.0	17	0
R. Wilson	1	12	12.0	12	0
Wainright	1	10	10.0	10	0

DOLPHINS	60	1320	22.0	59	0
OPPONENTS	48	1058	22.0	54	0

SCORING	Ru	Pa	Rt	PAT	FG	S	2	TP
Nedney	0	0	0	36/36	18/29	0	0	89
Abdul-Jabbar ..	11	0	0	0	0	0	0	66
McDuffie	0	8	0	0	0	0	0	48
R. Hill	0	4	0	0	0	0	0	24
Spikes	3	1	0	0	0	0	0	24
Barnett	0	3	0	0	0	0	0	18
Pritchett	0	2	0	0	0	0	0	12
Buckley	0	0	1	0	0	0	0	6

Carolan	0	1	0	0	0	0	0	6
S. Hill	0	0	1	0	0	0	0	6
Jackson	0	0	1	0	0	0	0	6
Miller	0	0	1	0	0	0	0	6
L. Thomas	0	1	0	0	0	0	0	6
Z. Thomas	0	0	1	0	0	0	0	6
Wainright	0	1	0	0	0	0	0	6
R. Wilson	0	1	0	0	0	0	0	6
Drayton	0	0	0	0	0	0	1	2

DOLPHINS	14	22	5	35/36	18/29	0	1	339
OPPONENTS	10	29	2	38/39	13/17	0	1	325

FIELD GOALS	1-19	20-29	30-39	40-49	50+
Nedney	1/1	7/7	7/11	3/8	0/2

DOLPHINS	1/1	7/7	7/11	3/8	0/2
OPPONENTS	1/1	5/6	5/5	2/5	0/0

TWO-POINT CONVERSIONS
Drayton 1
DOLPHINS 1-5, OPPONENTS 1-2

SACKS
Armstrong 12.0, Stubbs 9.0, Bowens 3.0, Burton 3.0, Emtman 2.0, Z. Thomas 2.0, Jackson 1.5, Bailey 1.0, Gardener 1.0, S. Hill 1.0, Hollier 1.0, Hand 0.5
DOLPHINS 37.0, OPPONENTS 36.0

USUAL STARTERS	
OFFENSE	
WR	Fred Barnett (7)
	Randal Hill (5)
	Lamar Thomas (3)
LT	Richmond Webb (16)
LG	Keith Sims (15)
C	Tim Ruddy (16)
RG	Chris Gray (11)
RT	James Brown (16)
TE	Troy Drayton (10)
WR	O.J. McDuffie (16)
QB	Dan Marino (13)
RB	*Karim Abdul-Jabbar (14)
FB	*Stanley Pritchett (16)

DEFENSE	
LDE	Trace Armstrong (9)
	*Shane Burton (6)
LDT	*Daryl Gardener (12)
RODT	Tim Bowens (16)
RDE	Daniel Stubbs (14)
LLB	Dwight Hollier (15)
MLB	*Zach Thomas (16)
RLB	Chris Singleton (13)
LCB	Terrell Buckley (16)
RCB	Calvin Jackson (15)
SS	Louis Oliver (12)
FS	*Shawn Wooden (7)
	Gene Atkins (5)
	Sean Hill (4)

boldface indicates Pro Bowl performer
* indicates rookie

PASSING	ATT.	COMP.	YDS.	PCT.	TD	INT.	LG	SCK/LST	RATING
Marino	373	221	2795	59.2	17	9	74	18/131	87.8
Erickson	99	55	780	55.6	4	2	61	11/72	86.3
Kosar	32	24	208	75.0	1	0	20	6/34	102.1
Abdul-Jabbar ..	0	0	0	0.0	0	0	0	1/3	0.0
DOLPHINS	504	300	3783	59.5	22	11	74	36/240	88.4
OPPONENTS	539	337	3888	62.5	29	20	84	37/233	86.7

1997 FINAL STATISTICS (9-7)

DATE	OPPONENT	SCORE	W/L	ATT.
8/31	INDIANAPOLIS	16-10	W	70,813
9/7	TENNESSEE	16-13(OT)	W	64,439
9/14	at Green Bay	18-23	L	60,075
9/21	at Tampa Bay	21-31	L	73,314
10/5	KANSAS CITY	17-14	W	71,794
10/12	at N.Y. Jets	31-20	W	75,601
10/19	at Baltimore	24-13	W	64,354
10/27	CHICAGO	33-36(OT)	L	73,156
11/2	at Buffalo	6-9	L	78,011
11/9	N.Y. JETS	24-17	W	73,809
11/17	BUFFALO	30-13	W	74,155
11/23	at New England	24-27	L	59,002
11/30	at Oakland	34-16	W	50,569
12/7	DETROIT	33-30	W	72,266
12/14	at Indianapolis	0-41	L	61,282
12/22	NEW ENGLAND	12-14	L	74,379

TEAM STATISTICS	MIA.	OPP.
TOTAL FIRST DOWNS	311	299
By Rushing	87	106
By Passing	199	176
By Penalty	25	17
Third Down: Made/Att.	82/217	92/215
Third Down Efficiency	37.8	42.8
Fourth Down: Made/Att. ...	13/23	7/18
TOTAL NET YARDS	5135	5364
Average Per Game	320.9	335.3
Total Plays.....	1028	1004
NET YARDS RUSHING.....	1343	1813
Average Per Game	83.9	113.3
Total Rushes	430	443
NET YARDS PASSING	3792	3551
Average Per Game	237.0	221.9
Tackled/Yards Lost.....	22/153	31/231
Gross Yards	3945	3782
Attempts/Completions.....	576/332	530/329
Completion Percentage	57.6	62.1
Had Intercepted	12	10
PUNTS/AVERAGE	68/43.6	63/42.5
PENALTIES/YARDS	93/783	92/892
FUMBLES/BALL LOST	22/8	31/17
TOUCHDOWNS	37	36
By Rushing	18	9
By Passing	16	23
By Returns	3	4

Score By Quarters	1	2	3	4	OT	Total
DOLPHINS	67	103	49	117	3	339
OPPONENTS	43	135	51	95	3	327

RUSHING	NO.	YDS.	AVG.	LG	TD
Abdul-Jabbar ..	283	892	3.2	22	15
Spikes	63	180	2.9	14	2
McPhail	17	146	8.6	71	1
Parmalee	18	59	3.3	12	0
Phillips	18	44	2.4	8	0
Jordan	3	12	4.0	16	0
Erickson	4	8	2.0	4	0
Pritchett	3	7	2.3	4	0
Kidd	1	4	4.0	4	0
Nealy	1	3	3.0	3	0
Potts	1	3	3.0	3	0
Marino	18	-14	-0.8	1	0

DOLPHINS	430	1343	3.1	71	18
OPPONENTS	443	1813	4.1	43	9

RECEIVING	NO.	YDS.	AVG.	LG	TD
-----------	-----	------	------	----	----

McDuffie	76	943	12.4	55	1
Drayton	39	558	14.3	30	4
McPhail	34	262	7.7	19	1
Abdul-Jabbar ..	29	261	9.0	36	1
L. Thomas	28	402	14.4	26	2
Parmalee	28	301	10.8	29	1
Jordan	27	471	17.4	44	3
Perriman	19	309	16.3	26	1
Barnett	17	166	9.8	20	1
Perry	11	45	4.1	10	1
Manning	7	85	12.1	21	0
Spikes	7	70	10.0	24	0
Pritchett	5	35	7.0	17	0
Potts	3	27	9.0	13	0
Phillips	1	6	6.0	6	0
Dotson	1	4	4.0	4	0

DOLPHINS	332	3945	11.9	55	16
OPPONENTS	329	3782	11.5	70	23

INTERCEPTIONS	NO.	YDS.	AVG.	LG	TD
Buckley	4	26	6.5	12	0
Teague	2	25	12.5	23	0
Wooden	2	10	5.0	10	0
Madison	1	21	21.0	21	0
Z. Thomas	1	10	10.0	10	0

DOLPHINS	10	92	9.2	23	0
OPPONENTS	12	307	25.6	100	4

PUNTING	NO.	YDS.	AVG.	LG	BK
Kidd	52	2247	43.2	58	0
Richardson	11	480	43.6	54	0
Mare	5	235	47.0	53	0

DOLPHINS	68	2962	43.6	58	0
OPPONENTS	63	2679	42.5	65	0

PUNT RET.	NO.	YDS.	AVG.	LG	TD
Jordan	26	273	10.5	38	0
Buckley	4	58	14.5	26	0
McDuffie	2	4	2.0	3	0

DOLPHINS	32	335	10.5	38	0
OPPONENTS	43	323	7.5	25	0

KICKOFF RET.	NO.	YDS.	AVG.	LG	TD
Spikes	24	565	23.5	48	0
McPhail	15	314	20.9	39	0
C. Harris	11	224	20.4	34	0
Ismail	8	166	20.8	27	0
Potts	1	16	16.0	16	0
Perry	1	7	7.0	7	0
Jordan	1	6	6.0	6	0
A. Harris	1	0	0.0	0	0
Hollier	1	0	0.0	0	0

DOLPHINS	63	1298	20.6	48	0
OPPONENTS	53	1018	19.2	40	0

SCORING	Ru	Pa	Rt	PAT	FG	S	2	TP
Mare	0	0	0	33/33	28/36	0	0	117
Abdul-Jabbar ..	15	1	0	0/0	0/0	0	0	96
Drayton	0	4	0	0/0	0/0	0	0	24
Jordan	0	3	0	0/0	0/0	0	0	18
McDuffie	0	1	1	0/0	0/0	0	0	12
McPhail	1	1	0	0/0	0/0	0	0	12
Spikes	2	0	0	0/0	0/0	0	0	12
L. Thomas	0	2	0	0/0	0/0	0	0	12
Barnett	0	1	0	0/0	0/0	0	0	6
Bowens	0	0	1	0/0	0/0	0	0	6
Buckley	0	0	1	0/0	0/0	0	0	6
Parmalee	1	0	0	0/0	0/0	0	0	6

Perriman ..	0	1	0	0/0	0/0	0	0	6
Perry	0	1	0	0/0	0/0	0	0	6

DOLPHINS	18	16	3	33/33	28/36	0	0	339
OPPONENTS	9	23	4	30/32	25/35	1	2	327

FIELD GOALS	1-19	20-29	30-39	40-49	50+
-------------	------	-------	-------	-------	-----

Mare	2/2	14/15	8/10	3/6	1/3
------------	-----	-------	------	-----	-----

DOLPHINS	2/2	14/15	8/10	3/6	1/3
OPPONENTS ..	0/0	11/11	9/12	4/9	1/3

TWO-POINT CONVERSIONS

DOLPHINS 0-4, OPPONENTS 2-4

SACKS

Armstrong 5.5, Bowens 5.0, Rodgers 5.0, Taylor 5.0, Burton 4.0, Wilson 2.0, Gardener 1.5, A. Harris 1.0, Stubbs 1.0, Jackson 0.5, Z. Thomas 0.5.

DOLPHINS 31.0, OPPONENTS 22.0

USUAL STARTERS

OFFENSE	
WR	Lamar Thomas (6)
	Fred Barnett (5)
	Brett Perriman (5)
LT	Richmond Webb (16)
LG	Jeff Buckley (12)
C	Tim Ruddy (15)
RG	Everett McIver (14)
RT	James Brown (16)
TE	Troy Drayton (15)
WR	O.J. McDuffie (16)
QB	Dan Marino (16)
RB	Karim Abdul-Jabbar (14)
FB	Stanley Pritchett (5)
	Bernie Parmalee (4)
	Ed Perry - TE (4)

DEFENSE

LDE	Trace Armstrong (16)
LDT	Tim Bowens (16)
RDT	Daryl Gardener (16)
RDE	*Jason Taylor (11)
LLB	Anthony Harris (14)
MLB	Zach Thomas (15)
RLB	*Derrick Rodgers (14)
LCB	Terrell Buckley (15)
RCB	Calvin Jackson (11)
SS	Shawn Wooden (15)
FS	Corey Harris (6)
	George Teague (6)
	Calvin Jackson (4)

* indicates rookie

PASSING	ATT.	COMP.	YDS.	PCT.	TD	INT.	LG	SCK/LST	RATING
Marino	548	319	3780	58.2	16	11	55	20/132	80.7
Erickson	28	13	165	46.4	0	1	27	2/21	50.4
DOLPHINS	576	332	3945	57.6	16	12	55	22/153	79.2
OPPONENTS	530	329	3782	62.1	23	10	70	31/231	90.1

1998 FINAL STATISTICS (10-6)

DATE	OPPONENT	SCORE	W/L	ATT.
9/6	at Indianapolis	24-15	W	60,587
9/13	BUFFALO	13-7	W	73,097
9/20	PITTSBURGH	21-0	W	73,948
10/4	at N.Y. Jets	9-20	L	75,257
10/12	at Jacksonville	21-28	L	74,051
10/18	ST. LOUIS	14-0	W	65,418
10/25	NEW ENGLAND	12-9 (OT)	W	73,973
11/1	at Buffalo	24-30	L	79,011
11/8	INDIANAPOLIS	27-14	W	73,400
11/15	at Carolina	13-9	W	67,887
11/23	at New England	23-26	L	58,729
11/29	NEW ORLEANS	30-10	W	73,216
12/6	at Oakland	27-17	W	61,254
12/13	N.Y. JETS	16-21	L	74,369
12/21	DENVER	31-21	W	74,363
12/27	at Atlanta	16-38	L	69,754

TEAM STATISTICS	MIA.	OPP.
TOTAL FIRST DOWNS	269	257
By Rushing	73	75
By Passing	176	148
By Penalty	20	34
Third Down: Made/Att.	81/226	70/213
Third Down Efficiency	35.8	32.9
Fourth Down: Made/Att. ..	6/12	6/11
TOTAL NET YARDS	4930	4435
Average Per Game	308.1	277.2
Total Plays	1028	944
NET YARDS RUSHING	1535	1511
Average Per Game	95.9	94.4
Total Rushes	458	395
NET YARDS PASSING	3395	2924
Average Per Game	212.2	182.8
Tackled/Yards Lost.	24/187	45/270
Gross Yards	3582	3194
Attempts/Completions	546/316	504/252
Completion Percentage ..	57.9	50.0
Had Intercepted	16	29
PUNTS/AVERAGE	97/41.9	88/45.3
PENALTIES/YARDS	106/864	97/875
FUMBLES/BALL LOST	25/12	25/7
TOUCHDOWNS	37	28
By Rushing	10	6
By Passing	23	17
By Returns	4	5

Score By Quarters	1	2	3	4	OT	Total
DOLPHINS	54	115	61	88	3	321
OPPONENTS	51	70	44	100	0	265

RUSHING	NO.	YDS.	AVG.	LG	TD
Abdul-Jabbar..	270	960	3.6	45	6
Avery	143	503	3.5	44	2
Parmalee	8	20	2.5	10	0
Pritchett	6	19	3.2	11	1
Moore	4	12	3.0	4	0
McDuffie	3	11	3.7	5	0
Lusk	1	7	7.0	7	0
Doxzon	2	6	3.0	3	0
Marino	21	-3	-0.1	10	1

DOLPHINS	458	1535	3.4	45	10
OPPONENTS	395	1511	3.8	77	6

RECEIVING	NO.	YDS.	AVG.	LG	TD
McDuffie	90	1050	11.7	61	7
Gadsden	48	713	14.9	50	7
L. Thomas	43	603	14.0	56	5
Drayton	30	334	11.1	35	3

PASSING	ATT.	COMP.	YDS.	PCT.	TD	INT.	LG	SCK/LST	RATING
Marino	537	310	3497	57.7	23	15	61t	23/178	80.0
Huard	9	6	85	66.7	0	1	24	1/9	57.4
DOLPHINS.....	546	316	3582	57.9	23	16	61t	24/187	79.5
OPPONENTS.....	504	252	3194	50.0	17	29	62t	45/270	57.4

Perry	25	255	10.2	46	0
Parmalee	21	221	10.5	23	0
Abdul-Jabbar..	21	102	4.9	18	0
Pritchett	17	97	5.7	24	0
Avery	10	67	6.7	19t	1
Jacquet	8	122	15.3	29	0
Jordan	2	17	8.5	9	0
Moore	1	1	1.0	1	0

DOLPHINS	316	3582	11.3	61t	23
OPPONENTS	252	3194	12.7	62t	17

INTERCEPTIONS	NO.	YDS.	AVG.	LG	TD
Buckley	8	157	19.6	61	1
Madison	8	114	14.3	35	0
Walker	4	12	3.0	7	0
Z. Thomas	3	21	7.0	17t	2
Jones	2	14	7.0	14t	1
Surtain	2	1	0.5	1	0
Wilson	1	0	0.0	0	0
Gardener	1	-1	-1.0	-1	0

DOLPHINS	29	318	11.0	61	4
OPPONENTS	16	365	22.8	87	2

PUNTING	NO.	YDS.	AVG.	LG	BK
Wilmsmeyer ..	93	3949	42.5	57	1
Mare	3	115	38.3	43	0

DOLPHINS	97	4064	41.9	57	1
OPPONENTS	88	3986	45.3	73	0

PUNT RET.	NO.	YDS.	AVG.	LG	TD
Buckley	29	354	12.2	35	0
McDuffie	12	141	11.8	39	0
Jordan	5	47	9.4	24	0

DOLPHINS	46	542	11.8	39	0
OPPONENTS	43	339	7.9	40	0

KICKOFF RET.	NO.	YDS.	AVG.	LG	TD
Avery	43	1085	25.2	55	0
Marion	6	109	18.2	28	0
Jacquet	4	103	25.8	37	0

DOLPHINS	53	1297	24.5	55	0
OPPONENTS	56	1227	21.9	95t	1

SCORING	Ru	Pa	Rt	PAT	FG	S	2	TP
Mare	0	0	0	33/34	22/27	0	0	99
Gadsden ..	0	7	0	0	0	0	0	42
McDuffie ..	0	7	0	0	0	0	0	42
Abdul-Jabbar	6	0	0	0	0	0	0	36
L. Thomas	0	5	0	0	0	0	0	30
Avery	2	1	0	0	0	0	0	18
Drayton	0	3	0	0	0	0	0	18
Z. Thomas	0	0	2	0	0	0	0	12
Buckley	0	0	1	0	0	0	0	6
Jones	0	0	1	0	0	0	0	6
Marino	1	0	0	0	0	0	0	6
Pritchett	1	0	0	0	0	0	0	6

DOLPHINS 10	23	4	33/34	22/27	0	0	321
OPPONENTS 6	17	5	24/24	23/32	0	2	265

FIELD GOALS	1-19	20-29	30-39	40-49	50+
Mare	0/0	12/13	5/5	5/7	0/2
DOLPHINS	0/0	12/13	5/5	5/7	0/2
OPPONENTS ..	0/1	8/8	5/6	8/15	2/2

TWO-POINT CONVERSIONS
DOLPHINS 0-3, OPPONENTS 2-4

SACKS
Armstrong 10.5, Taylor 9.0, Bromell 8.0, Jones 5.0, Rodgers 2.5, Burton 2.0, Mixon 2.0, Z. Thomas 2.0, Gardener 1.0, Jackson 1.0, Madison 1.0, TEAM 1.0.

DOLPHINS 45.0, OPPONENTS 24.0

USUAL STARTERS	
OFFENSE	
WR	Oronde Gadsden (12)
LT	Richmond Webb (9)
	Brent Smith (7)
LG	Mark Dixon (10)
C	Tim Ruddy (16)
RG	Kevin Donnalley (14)
RT	James Brown (16)
TE	Troy Drayton (15)
WR	O.J. McDuffie (16)
QB	Dan Marino (16)
RB	Karim Abdul-Jabbar (15)
FB	Stanley Pritchett (12)

DEFENSE	
LDE	*Kenny Mixon (16)
LDT	Tim Bowens (16)
RDT	Daryl Gardener (16)
RDE	Jason Taylor (15)
LLB	Derrick Rodgers (16)
MLB	Zach Thomas (16)
RLB	Robert Jones (16)
LCB	Terrell Buckley (16)
RCB	Sam Madison (16)
SS	Calvin Jackson (15)
FS	Brock Marion (16)

boldface indicates Pro Bowl performer
* indicates rookie

1999 FINAL STATISTICS (9-7)

DATE	OPPONENT	SCORE	W/L	ATT.
9/13	at Denver	38-21	W	75,623
9/19	ARIZONA	19-16	W	73,618
10/4	BUFFALO	18-23	L	74,073
10/10	at Indianapolis	34-31	W	56,810
10/17	at New England	31-30	W	60,006
10/24	PHILADELPHIA	16-13	W	73,975
10/31	at Oakland	16-9	W	61,556
11/7	TENNESSEE	17-0	W	74,109
11/14	at Buffalo	3-23	L	72,810
11/21	NEW ENGLAND	27-17	W	74,295
11/25	at Dallas	0-20	L	64,328
12/5	INDIANAPOLIS	34-37	L	74,096
12/12	at N.Y. Jets	20-28	L	78,246
12/19	SAN DIEGO	12-9	W	73,765
12/27	N.Y. JETS	31-38	L	74,230
1/2	at Washington	10-21	L	78,106

TEAM STATISTICS	MIA.	OPP.
TOTAL FIRST DOWNS	287	252
By Rushing	81	79
By Passing	188	145
By Penalty	18	28
Third Down: Made/Att.	80/236	60/208
Third Down Efficiency	33.9	28.8
Fourth Down: Made/Att. ...	8/14	8/16
TOTAL NET YARDS	4938	4404
Average Per Game	308.6	275.3
Total Plays	1071	936
NET YARDS RUSHING.....	1453	1476
Average Per Game	90.8	92.3
Total Rushes	445	413
NET YARDS PASSING	3485	2928
Average Per Game	217.8	183.0
Tackled/Yards Lost	37/251	39/240
Gross Yards	3736	3168
Attempts/Completions	589/329	484/256
Completion Percentage	55.9	52.9
Had Intercepted	21	18
PUNTS/AVERAGE	81/41.0	85/41.1
PENALTIES/YARDS	111/936	80/708
FUMBLES/BALL LOST	23/13	19/10
TOUCHDOWNS	30	35
By Rushing	8	6
By Passing	20	19
By Returns	2	10

Score By Quarters	1	2	3	4	OT	Total
DOLPHINS	50	106	58	112	0	326
OPPONENTS	73	83	75	105	0	336

RUSHING	NO.	YDS.	AVG.	LG	TD
Johnson	164	558	3.4	34	4
Collins	131	414	3.2	25	1
Pritchett	47	158	3.4	25	2
Huard	28	124	4.4	25	0
Denson	28	98	3.5	20	0
Abdul-Jabbar..	28	95	3.4	12	1
Konrad	9	16	1.8	5	0
Jacquet	1	4	4.0	4	0
Zolak	2	-2	-1.0	-1	0
Marino	6	-6	-1.0	0	0
Martin	1	-6	-6.0	-6	0
DOLPHINS	445	1453	3.3	34	8
OPPONENTS	413	1476	3.6	43	6

RECEIVING	NO.	YDS.	AVG.	LG	TD
Martin	67	1037	15.5	69†	5
Gadsden	48	803	16.7	62	6
McDuffie	43	516	12.0	34	2
Pritchett	43	312	7.3	30	4
Konrad	34	251	7.4	25	1
Drayton	32	299	9.3	26	1
Green	18	234	13.0	27	0
Johnson	15	100	6.7	17	0
Goodwin	8	55	6.9	14	0
Collins	6	32	5.3	12	0
Denson	4	28	7.0	10	0
Abdul-Jabbar..	4	25	6.3	14	0
Perry	3	8	2.7	5	1
McKenzie	2	18	9.0	13	0
Jacquet	1	18	18.0	18	0
Huard	1	0	0.0	0	0
DOLPHINS	329	3736	11.4	69†	20
OPPONENTS	256	3168	12.4	68†	19

INTERCEPTIONS	NO.	YDS.	AVG.	LG	TD
Madison	7	164	23.4	42	1
Buckley	3	3	1.0	18	0
Marion	2	30	15.0	28	0
Surtain	2	28	14.0	28	0
Wilson	1	13	13.0	13	0
Rodgers	1	5	5.0	5	0
Taylor	1	0	0.0	0	0
Z. Thomas	1	0	0.0	0	0
DOLPHINS	18	243	13.5	42	1
OPPONENTS	21	567	27.0	98†	7

PUNTING	NO.	YDS.	AVG.	LG	BK
Hutton	73	2978	40.8	63	0
Bartholomew ..	7	308	44.0	51	0
Mare	1	36	36.0	36	0
DOLPHINS	81	3322	41.0	63	0
OPPONENTS	85	3495	41.1	57	0

PUNT RET.	NO.	YDS.	AVG.	LG	TD
Jacquet	28	351	12.5	45	0
Buckley	8	13	1.6	8	0
McDuffie	7	62	8.9	21	0
Preston	1	6	6.0	6	0
DOLPHINS	44	432	9.8	45	0
OPPONENTS	42	424	10.1	43	0

KICKOFF RET.	NO.	YDS.	AVG.	LG	TD
Marion	62	1524	24.6	93	0
Wilson	3	50	16.7	23	0
Avery	2	55	27.5	33	0
Johnson	2	26	13.0	19	0
Jacquet	1	26	26.0	26	0
McDuffie	1	17	17.0	17	0
Z. Thomas	1	15	15.0	15	0
DOLPHINS	72	1713	23.8	93	0
OPPONENTS	58	1282	22.1	97†	1

SCORING	Ru	Pa	Rt	PAT	FG	S	2	TP
Mare	0	0	0	27/27	39/46	0	0	144
Gadsden	0	6	0	0/0	0/0	0	0	36
Martin	0	5	0	0/0	0/0	0	0	30
Pritchett	1	4	0	0/0	0/0	0	0	30
Johnson	4	0	0	0/0	0/0	0	0	24
Collins	2	0	0	0/0	0/0	0	0	12
McDuffie	0	2	0	0/0	0/0	0	0	12
Madison	0	0	1	0/0	0/0	1	0	8

Abdul-Jabbar	1	0	0	0/0	0/0	0	0	6
Drayton	0	1	0	0/0	0/0	0	0	6
Konrad	0	1	0	0/0	0/0	0	0	6
Perry	0	1	0	0/0	0/0	0	0	6
Taylor	0	0	1	0/0	0/0	0	0	6

DOLPHINS	8	20	2	27/27	39/46	1	3	326
OPPONENTS	6	19	10	33/35	31/40	0	0	336

FIELD GOALS	1-19	20-29	30-39	40-49	50+
Mare	1/1	9/9	17/17	9/14	3/5
DOLPHINS	1/1	9/9	17/17	9/14	3/5
OPPONENTS ..	0/0	6/6	10/14	12/16	3/4

TWO-POINT CONVERSIONS
DOLPHINS 0-3, OPPONENTS 0-0

SACKS
Owens 8.5, Armstrong 7.5, Bromell 5.0, Gardener 5.0, Wilson 3.0, Taylor 2.5, Surtain 2.0, Bowers 1.5, Buckley 1.0, Jackson 1.0, Marion 1.0, Z. Thomas 1.0.
DOLPHINS 39.0, OPPONENTS 37.0

USUAL STARTERS	
OFFENSE	
WR	Tony Martin (13)
LT	Richmond Webb (14)
LG	Mark Dixon (13)
C	Tim Ruddy (16)
RG	Kevin Donnalley (9)
	Kevin Gogan (7)
RT	James Brown (14)
TE	Troy Drayton (13)
WR	O.J. McDuffie (10)
	Oronde Gadsden (6)
QB.....	Dan Marino (11)
RB	*Cecil Collins (6)
	*J.J. Johnson (4)
FB	*Rob Konrad (9)
	Stanley Pritchett (5)

DEFENSE	
LDE	Rich Owens (12)
LDT	Tim Bowers (15)
RDT	Daryl Gardener (15)
RDE	Jason Taylor (15)
LLB	Derrick Rodgers (15)
MLB	Zach Thomas (16)
RLB	Robert Jones (15)
LCB	Terrell Buckley (11)
RCB	Sam Madison (16)
SS	Calvin Jackson (10)
FS	Brock Marion (16)

boldface indicates Pro Bowl performer
 * indicates rookie

PASSING	ATT.	COMP.	YDS.	PCT.	TD	INT.	LG	SCK/LST	RATING
Marino	369	204	2448	55.3	12	17	62	9/66	67.4
Huard	216	125	1288	57.9	8	4	69†	28/185	79.8
Zolak	4	0	0	0.0	0	0	0	0/0	39.6
DOLPHINS	589	329	3736	55.9	20	21	69†	37/251	71.5
OPPONENTS	484	256	3168	52.9	19	18	68†	39/240	71.0

2000 FINAL STATISTICS (11-5)

DATE	OPPONENT	SCORE	W/L	ATT.
9/3	SEATTLE	23-0	W	72,949
9/10	at Minnesota	7-13	L	64,112
9/17	BALTIMORE	19-6	W	73,464
9/24	NEW ENGLAND	10-3	W	73,344
10/1	at Cincinnati	31-16	W	61,535
10/8	BUFFALO	22-13	W	73,901
10/23	at N.Y. Jets	37-40(OT)	L	78,389
10/29	GREEN BAY	28-20	W	73,740
11/5	at Detroit	23-8	W	77,813
11/12	at San Diego	17-7	W	56,896
11/19	N.Y. JETS	3-20	L	74,320
11/26	at Indianapolis	17-14	W	56,935
12/3	at Buffalo	33-6	W	73,002
12/10	TAMPA BAY	13-16	L	74,307
12/17	INDIANAPOLIS	13-20	L	73,884
12/24	at New England	27-24	W	60,292

TEAM STATISTICS	MIA.	OPP.
TOTAL FIRST DOWNS	251	289
By Rushing	104	92
By Passing	122	156
By Penalty	25	41
Third Down: Made/Att.	75/214	70/211
Third Down Efficiency	35.0	33.2
Fourth Down: Made/Att.	4/6	8/15
TOTAL NET YARDS	4461	4636
Average Per Game	278.8	289.8
Total Plays	945	995
NET YARDS RUSHING	1894	1736
Average Per Game	118.4	108.5
Total Rushes	496	417
NET YARDS PASSING	2567	2900
Average Per Game	160.4	181.3
Tackled/Yards Lost	28/153	48/270
Gross Yards	2720	3170
Attempts/Completions	421/243	530/282
Completion Percentage	57.7	53.2
Had Intercepted	17	28
PUNTS/AVERAGE	92/42.1	87/40.6
PENALTIES/YARDS	115/920	86/793
FUMBLES/BALL LOST	12/9	30/13
TOUCHDOWNS	34	23
By Rushing	16	9
By Passing	15	13
By Returns	3	1

Score By Quarters	1	2	3	4	OT	Total
DOLPHINS	67	109	90	57	0	323
OPPONENTS	50	57	9	107	3	226

RUSHING	NO.	YDS.	AVG.	LG	TD
L. Smith	309	1139	3.7	68t	14
Fiedler	54	267	4.9	30	1
Johnson	50	168	3.4	16	1
T. Thomas	28	136	4.9	25	0
Denson	31	108	3.5	12	0
Izzo	1	39	39.0	39	0
Konrad	15	39	2.6	5	0
Shepherd	4	3	0.8	14	0
Emanuel	3	-2	-0.7	0	0
McDuffie	1	-3	-3.0	-3	0

DOLPHINS	496	1894	3.8	68t	16
OPPONENTS	417	1736	4.2	45	9

RECEIVING	NO.	YDS.	AVG.	LG	TD
Gadsden	56	786	14.0	61	6

Shepherd	35	446	12.7	46t	4
L. Smith	31	201	6.5	28	2
Martin	26	393	15.1	44	0
T. Thomas	16	117	7.3	15	1
McDuffie	14	143	10.2	24	0
Denson	14	105	7.5	28	0
Konrad	14	83	5.9	18	0
Weaver	10	179	17.9	41	0
Johnson	10	61	6.1	11	0
Emanuel	7	132	18.9	53t	1
Goodwin	6	36	6.0	9t	1
Ogden	2	24	12.0	12	0
Dyer	2	14	7.0	13	0

DOLPHINS	243	2720	11.2	61	15
OPPONENTS	282	3170	11.2	59	13

INTERCEPTIONS NO.	YDS.	AVG.	LG	TD	
Walker	7	80	11.4	31	0
Madison	5	80	16.0	34	0
Marion	5	72	14.4	24	0
Surtain	5	55	11.0	43	0
Wilson	1	19	19.0	19	0
Jeffries	1	3	3.0	3	0
Taylor	1	2	2.0	2	0
Bowens	1	0	0.0	0	0
Shaw	1	0	0.0	0	0
Z. Thomas	1	0	0.0	0	0

DOLPHINS	28	311	11.1	43	0
OPPONENTS	17	102	6.0	32	1

PUNTING	NO.	YDS.	AVG.	LG	BK
Turk	92	3870	42.1	70	0
DOLPHINS ..	92	3870	42.1	70	0
OPPONENTS ..	87	3532	40.6	65	1

PUNT RET.	NO.	YDS.	AVG.	LG	TD
Ogden	19	323	17.0	81t	1
Shepherd	15	164	10.9	32	0
Kelly	5	31	6.2	10	0
McDuffie	0	0	-	-	0
DOLPHINS	39	518	13.3	81t	1
OPPONENTS	36	258	7.2	40	0

KICKOFF RET.	NO.	YDS.	AVG.	LG	TD
Denson	20	495	24.8	56	0
Marion	22	513	23.3	47	0
Williams	3	64	21.3	24	0
Johnson	2	26	13.0	26	0
Goodwin	2	6	3.0	6	0
Weaver	1	15	15.0	15	0
Shepherd	1	14	14.0	14	0
DOLPHINS	51	1133	22.2	56	0
OPPONENTS	68	1260	18.5	37	0

SCORING	Ru	Pa	Rt	PAT	FG	S	2	TP
Mare	0	0	0	33/34	28/31	0	0	117
L. Smith	14	2	0	0/0	0/0	0	0	96
Gadsden ..	0	6	0	0/0	0/0	0	0	36
Shepherd ..	0	4	0	0/0	0/0	0	0	24
Emanuel ..	0	1	0	0/0	0/0	0	0	6
Fiedler ..	1	0	0	0/0	0/0	0	0	6
Goodwin ..	0	1	0	0/0	0/0	0	0	6
Johnson ..	1	0	0	0/0	0/0	0	0	6
Madison	0	0	1	0/0	0/0	0	0	6
Ogden	0	0	1	0/0	0/0	0	0	6
Taylor	0	0	1	0/0	0/0	0	0	6
T. Thomas ..	0	1	0	0/0	0/0	0	0	6

Haley	0	0	0	0/0	0/0	1	0	2
DOLPHINS	16	15	3	33/34	28/31	1	0	323
OPPONENTS	9	13	1	20/20	22/30	0	1	226

FIELD GOALS	1-19	20-29	30-39	40-49	50+
Mare	0/0	7/8	9/10	12/13	0/0
DOLPHINS	0/0	7/8	9/10	12/13	0/0
OPPONENTS ..	0/0	4/4	10/12	7/9	1/5

TWO-POINT CONVERSIONS
DOLPHINS 0-0, OPPONENTS 1-3

SACKS
Armstrong 16.5, Taylor 14.5, Bowens 2.5, Gardener 2.5, Mixon 2.5, Bromell 2.0, Walker 2.0, Haley 1.5, Z. Thomas 1.5, Surtain 1.0, Owens 0.5, Rodgers 0.5, Wilson 0.5.
DOLPHINS 48.0, OPPONENTS 28.0

USUAL STARTERS	
OFFENSE	
WR	Leslie Shepherd (11)
LT	Richmond Webb (14)
LG	Mark Dixon (15)
C	Tim Ruddy (16)
RG	Kevin Donnalley (16)
RT	*Todd Wade (16)
TE	Hunter Goodwin (16)
WR	Oronde Gadsden (16)
QB	Jay Fiedler (15)
RB	Lamar Smith (15)
FB	Rob Konrad (13)

DEFENSE	
LDE	Kenny Mixon (13)
LDT	Tim Bowens (15)
RDT	Daryl Gardener (10)
RDE	Jason Taylor (16)
LLB	Derrick Rodgers (14)
MLB	Zach Thomas (11)
RLB	Robert Jones (14)
LCB	Patrick Surtain (16)
RCB	Sam Madison (16)
SS	Brian Walker (16)
FS	Brock Marion (16)

boldface indicates Pro Bowl performer
* indicates rookie

PASSING	ATT.	COMP.	YDS.	PCT.	TD	INT.	LG	SCK/LST	RATING
Fiedler	357	204	2402	57.1	14	14	61	23/129	74.5
Huard	63	39	318	61.9	1	3	29	4/22	60.2
L. Smith	1	0	0	0.00	0	0	0	0/0	39.6
T. Thomas	0	0	0	0.00	0	0	0	1/2	-
DOLPHINS	421	243	2720	57.7	15	17	61	28/153	72.2
OPPONENTS	530	282	3170	53.2	13	28	59	48/270	57.5

2001 FINAL STATISTICS (11-5)

DATE	OPPONENT	SCORE	W/L	ATT.
9/9	at Tennessee	31-23	W	68,798
9/23	OAKLAND	18-15	W	73,404
9/30	at St. Louis	10-42	L	66,046
10/7	NEW ENGLAND	30-10	W	73,024
10/14	at N.Y. Jets	17-21	L	78,823
10/28	at Seattle	24-20	W	59,108
11/4	CAROLINA	23-6	W	72,597
11/11	at Indianapolis	27-24	W	57,127
11/18	N.Y. JETS	0-24	L	74,259
11/25	at Buffalo	34-27	W	73,063
12/2	DENVER	21-10	W	73,938
12/10	INDIANAPOLIS	41-6	W	73,858
12/16	at San Francisco	0-21	L	68,223
12/22	at New England	13-20	L	60,292
12/30	ATLANTA	21-14	W	73,619
1/6	BUFFALO	34-7	W	73,428

TEAM STATISTICS	MIA.	OPP.
TOTAL FIRST DOWNS	263	283
By Rushing	95	97
By Passing	154	148
By Penalty	14	38
Third Down: Made/Att.	89/215	70/201
Third Down Efficiency	41.4	34.8
Fourth Down: Made/Att.	9/14	6/15
TOTAL NET YARDS	4821	4608
Average Per Game	301.3	288.0
Total Plays	953	957
NET YARDS RUSHING.....	1664	1779
Average Per Game	104.0	111.2
Total Rushes	473	453
NET YARDS PASSING	3157	2829
Average Per Game	197.3	176.8
Tackled/Yards Lost	27/178	37/230
Gross Yards	3335	3059
Attempts/Completions	453/275	467/262
Completion Percentage	60.7	56.1
Had Intercepted	19	17
PUNTS/AVERAGE	81/41.0	86/44.1
PENALTIES/YARDS	107/914	82/623
FUMBLES/BALL LOST	26/19	27/11
TOUCHDOWNS	41	35
By Rushing	14	9
By Passing	20	22
By Returns	7	4

Score By Quarters	1	2	3	4	OT	Total
DOLPHINS	65	110	27	142	0	344
OPPONENTS ...	58	91	86	55	0	290

RUSHING	NO.	YDS.	AVG.	LG	TD
L. Smith	313	968	3.1	25	6
Fiedler	73	321	4.4	26	4
Minor	59	281	4.8	56	2
McKnight	6	39	6.5	18	0
J. Johnson	5	22	4.4	9	0
Konrad	5	22	4.4	18	1
Ward	2	21	10.5	16	0
Lucas	8	6	0.8	3	1
Mare	1	-5	-5.0	-5	0
Chambers	1	-11	-11.0	-11	0

DOLPHINS	473	1664	3.5	56	14
OPPONENTS	453	1779	3.9	44	9

RECEIVING	NO.	YDS.	AVG.	LG	TD
McKnight	55	684	12.4	40	3
Gadsden	55	674	12.3	61	3
Chambers	48	883	18.4	74	7

L. Smith	30	234	7.8	65	2
Minor	29	263	9.1	29	1
Ward	21	209	10.0	20	0
Weaver	18	215	11.9	27	2
Ogden	6	73	12.2	18	1
Konrad	5	52	10.4	17	1
Goodwin	4	27	6.8	9	0
J. Johnson	4	21	5.3	7	0
DOLPHINS	275	3335	12.1	74	20
OPPONENTS	262	3059	11.7	80	22

INTERCEPTIONS	NO.	YDS.	AVG.	LG	TD
Marion	5	227	45.4	100	2
Surtain	3	74	24.7	41	1
Thomas	2	51	25.5	34	1
Madison	2	0	0.0	0	0
Mixon	1	56	56.0	56	1
J. Taylor	1	4	4.0	4	0
Freeman	1	0	0.0	0	0
Galyon	1	0	0.0	0	0
Walker	1	0	0.0	0	0

DOLPHINS	17	412	24.2	100	5
OPPONENTS	19	254	13.4	63	3

PUNTING	NO.	YDS.	AVG.	LG	BK
Turk	81	3321	41.0	77	0
DOLPHINS	81	3321	41.0	77	0
OPPONENTS	86	3789	44.1	73	0

PUNT RET.	NO.	YDS.	AVG.	LG	TD
Ogden	32	377	11.8	48	0
Ward	9	88	9.8	18	0
Madison	1	6	6.0	6	0
Cousin	1	0	0.0	0	0
Chambers	0	0	-	-	0
DOLPHINS	43	471	11.0	48	0
OPPONENTS	30	136	4.5	23	0

KICKOFF RET.	NO.	YDS.	AVG.	LG	TD
Chambers	36	811	22.5	47	0
Marion	17	371	1.8	55	0
Dyer	2	24	12.0	14	0
J. Johnson	1	16	16.0	16	0
E. Perry	1	0	0.0	0	0
DOLPHINS	51	1133	22.2	56	0
OPPONENTS	68	1260	18.5	37	0

SCORING	Ru	Pa	Rt	PAT	FG	S	2	TP
Mare	0	0	0	39/40	19/21	0	0	96
L. Smith	6	2	0	0/0	0/0	0	0	48
Chambers	0	7	0	0/0	0/0	0	0	42
Fiedler	4	0	0	0/0	0/0	0	0	24
Minor	2	1	1	0/0	0/0	0	0	24
McKnight	0	3	0	0/0	0/0	0	1	20
Gadsden	0	3	0	0/0	0/0	0	0	18
Konrad	1	1	0	0/0	0/0	0	0	12
Marion	0	0	2	0/0	0/0	0	0	12
Weaver	0	2	0	0/0	0/0	0	0	12
Lucas	1	0	0	0/0	0/0	0	0	6
Mixon	0	0	1	0/0	0/0	0	0	6
Ogden	0	1	0	0/0	0/0	0	0	6
Surtain	0	0	1	0/0	0/0	0	0	6
J. Taylor	0	0	1	0/0	0/0	0	0	6
Thomas	0	0	1	0/0	0/0	0	0	6
DOLPHINS 14	20	7	39/40	19/21	0	1	344	
OPPONENTS 9	22	4	32/34	16/22	0	0	290	

FIELD GOALS	1-19	20-29	30-39	40-49	50+
Mare	1/1	8/8	8/8	2/4	0/0
DOLPHINS	1/1	8/8	8/8	2/4	0/0
OPPONENTS ..	0/0	5/6	4/5	6/9	1/2

TWO-POINT CONVERSIONS
McKnight 1
DOLPHINS 1-1, OPPONENTS 0-1

SACKS
J. Taylor 8.5, Bromell 6.5, Gardener 4.0, T. Bowens 3.0, Thomas 3.0, Cousin 2.0, Mixon 2.0, Greenwood 1.5, D. Bowens LG 1.0, D. Bowens 1.0, Freeman 1.0, Galyon 1.0, Rodgers 1.0, Surtain 1.0, Grant 0.5, Haley 0.5, Ogunleye 0.5
DOLPHINS 37.0, OPPONENTS 27.0

USUAL STARTERS	
OFFENSE	
WR	Oronde Gadsden (14)
LT	Spencer Folau (15)
LG	Mark Dixon (10)
C	Tim Ruddy (15)
RG	Todd Perry (16)
RT	Todd Wade (15)
TE	Hunter Goodwin (11)
WR	James McKnight (15)
QB	Jay Fiedler (16)
RB	Lamar Smith (16)
FB	Rob Konrad (9)

DEFENSE	
LDE	Kenny Mixon (16)
LDT	Tim Bowens (15)
RDT	Daryl Gardener (8)
RDE	Jason Taylor (16)
LLB	Derrick Rodgers (14)
MLB	Zach Thomas (15)
RLB	*Morlon Greenwood (12)
LCB	Patrick Surtain (16)
RCB	Sam Madison (13)
SS	Brian Walker (13)
FS	Brock Marion (15)

boldface indicates Pro Bowl performer

* indicates rookie

PASSING	ATT.	COMP.	YDS.	PCT.	TD	INT.	LG	SCK/LST	RATING
Fiedler	450	273	3290	60.7	20	19	74	27/178	80.3
Lucas	3	2	45	66.7	0	0	28	0/0	109.7
DOLPHINS	453	275	3335	60.7	20	19	74	27/178	80.6
OPPONENTS	467	262	3059	56.1	22	17	80	37/230	76.7

2002 FINAL STATISTICS (9-7)

DATE	OPPONENT	SCORE	W/L	ATT.
9/8	DETROIT	49-21	W	72,216
9/15	at Indianapolis	21-13	W	56,650
9/22	N.Y. JETS	30-3	W	73,426
9/29	at Kansas City	30-48	L	78,178
10/6	NEW ENGLAND	26-13	W	73,369
10/13	at Denver	24-22	W	75,941
10/20	BUFFALO	10-23	L	73,180
11/4	at Green Bay	10-24	L	63,284
11/10	at N.Y. Jets	10-13	L	78,920
11/17	BALTIMORE	26-7	W	73,013
11/24	SAN DIEGO	30-3	W	73,138
12/1	at Buffalo	21-38	L	73,287
12/9	CHICAGO	27-9	W	73,609
12/15	OAKLAND	23-17	W	73,572
12/21	at Minnesota	17-20	L	64,285
12/29	at New England	24-27(OT)	L	68,436

TEAM STATISTICS	MIA.	OPP.
TOTAL FIRST DOWNS	318	285
By Rushing	139	86
By Passing	155	162
By Penalty	24	37
Third Down: Made/Att.	76/199	68/201
Third Down Efficiency	38.2	33.8
Fourth Down: Made/Att.	3/10	4/13
Fourth Down Efficiency	30.0	30.8
POSSESSION AVERAGE	31:24	28:36
TOTAL NET YARDS	5392	4656
Average Per Game	337.0	291.0
Total Plays	1010	974
Average Per Play	5.3	4.8
NET YARDS RUSHING	2502	1554
Average Per Game	156.4	97.1
Total Rushes	530	407
NET YARDS PASSING	2890	3102
Average Per Game	180.6	193.9
Tackled/Yards Lost	25/179	47/327
Gross Yards	3069	3429
Attempts/Completions	455/271	520/294
Completion Percentage	59.6	56.5
Had Intercepted	15	21
PUNTS/AVERAGE	69/40.2	80/42.9
NET PUNTING AVERAGE	69/34.5	80/37.7
PENALTIES/YARDS	103/859	106/826
FUMBLE/BALL LOST	28/15	23/9
TOUCHDOWNS	44	31
By Rushing	24	9
By Passing	18	20
By Returns	2	2

Score By Quarters	1	2	3	4	OT	Total
DOLPHINS	113	111	69	85	0	378
OPPONENTS	35	98	66	99	3	301

RUSHING	NO.	YDS.	AVG.	LG	TD
R. Williams	383	1853	4.8	63t	16
Minor	44	180	4.1	23	2
Lucas	36	126	3.5	17	2
Edwards	20	107	5.4	19	1
Fiedler	28	99	3.5	12	3
Chambers	6	78	13.0	45	0
McKnight	7	58	8.3	19	0
McMichael	1	8	8.0	8	0
Konrad	3	2	0.7	2	0
Rosenfels	2	-9	-4.5	-2	0
DOLPHINS	530	2502	4.7	63t	24
OPPONENTS	407	1554	3.8	38	9

RECEIVING	NO.	YDS.	AVG.	LG	TD
Chambers	52	734	14.1	59t	3
R. Williams	47	363	7.7	52	1
McMichael	39	485	12.4	45	4
Konrad	34	233	6.9	19	3
McKnight	29	528	18.2	77	2
Ward	19	172	9.1	22	0
Edwards	18	126	7.0	14	1
Gadsden	16	228	14.3	29	0
Carter	8	66	8.3	15	1
Weaver	6	75	12.5	25	3
Clark	2	42	21.0	26	0
Baker	1	17	17.0	17	0
DOLPHINS	271	3069	11.3	77	18
OPPONENTS	294	3429	11.7	73t	20

INTERCEPTIONS	NO.	YDS.	AVG.	LG	TD
Surtain	6	79	13.2	40t	1
Marion	5	99	19.8	62	0
Madison	3	15	5.0	15	0
Fletcher	2	30	15.0	30	0
Rodgers	2	28	14.0	21	0
Thomas	1	7	7.0	7	0
Haley	1	0	0.0	0	0
Wooden	1	0	0.0	0	0
DOLPHINS	21	258	12.3	62	1
OPPONENTS	15	319	21.3	89t	2

PUNTING	NO.	YDS.	AVG.	LG	BK
Royals	69	2772	40.2	56	0
DOLPHINS	69	2772	40.2	56	0
OPPONENTS	80	3432	42.9	65	0

PUNT RET.	NO.	YDS.	AVG.	LG	TD
Ward	16	169	10.6	34	0
Johnson	8	69	8.6	13	0
Baker	7	55	7.9	21	0
DOLPHINS	31	293	9.5	34	0
OPPONENTS	39	273	7.0	43	0

KICKOFF RET.	NO.	YDS.	AVG.	LG	TD
Minor	46	1071	23.3	66	0
Johnson	12	330	27.5	49	0
Konrad	2	33	16.5	18	0
Weaver	2	23	11.5	18	0
Fletcher	1	0	0.0	0	0
McKnight	0	26	-	26	0
DOLPHINS	63	1483	23.5	66	0
OPPONENTS	69	1540	22.3	56	0

SCORING	Ru	Pa	Rt	PAT	FG	S	2	TP
Mare	0	0	0	42/43	24/31	0	0	0 114
R. Williams	16	1	0	0/0	0/0	0	0	0 102
McMichael	0	4	0	0/0	0/0	0	0	0 24
Chambers	0	3	0	0/0	0/0	0	0	0 18
Fiedler	3	0	0	0/0	0/0	0	0	0 18
Konrad	0	3	0	0/0	0/0	0	0	0 18
Weaver	0	3	0	0/0	0/0	0	0	0 18
Edwards	1	1	0	0/0	0/0	0	0	0 12
Lucas	2	0	0	0/0	0/0	0	0	0 12
McKnight	0	2	0	0/0	0/0	0	0	0 12
Minor	2	0	0	0/0	0/0	0	0	0 12
Carter	0	1	0	0/0	0/0	0	0	0 6
Gamble	0	0	1	0/0	0/0	0	0	0 6
Surtain	0	0	1	0/0	0/0	0	0	0 6
DOLPHINS 24	18	2	42/43	24/31	0	0	0	0 378
OPPONENTS 9	20	2	27/27	28/30	0	0	0	0 301

FIELD GOALS	1-19	20-29	30-39	40-49	50+
Mare	0/0	13/14	2/3	7/11	2/3
DOLPHINS	0/0	13/14	2/3	7/11	2/3
OPPONENTS	0/0	9/9	8/8	6/8	5/5

TWO-POINT CONVERSIONS
DOLPHINS 0-1, OPPONENTS 2-4

SACKS
Taylor 18.5, Ogunleye 9.5, J. Williams 6.0, Burnett 4.0, D. Bowers 1.5, Chester 1.5, Freeman 1.5, Surtain 1.5, Greenwood 1.0, McGarrahan 1.0, Haley 0.5, Thomas 0.5.
DOLPHINS 47.0, OPPONENTS 25.0

USUAL STARTERS	
OFFENSE	
WR	James McKnight (9)
	Oronde Gadsden (6)
LT	Mark Dixon (12)
LG	Jamie Nails (14)
C	Tim Ruddy (16)
RG	Todd Perry (16)
RT	Todd Wade (16)
TE	*Randy McMichael (16)
WR	Chris Chambers (15)
QB	Jay Fiedler (10)
RB	Ricky Williams (16)
FB	Rob Konrad (12)
DEFENSE	
LDE	Adeawale Ogunleye (16)
LDT	Tim Bowers (16)
RDT	Larry Chester (16)
RDE	Jason Taylor (16)
LLB	Derrick Rodgers (15)
MLB	Zach Thomas (16)
RLB	Morlon Greenwood (13)
LCB	Patrick Surtain (14)
RCB	Sam Madison (16)
SS	Arturo Freeman (16)
FS	Brock Marion (16)

boldface indicates Pro Bowl performer
* indicates rookie

PASSING	ATT.	COMP.	YDS.	PCT.	TD	INT.	LG	SCK/LST	RATING
Fiedler	292	179	2024	61.3	14	9	59t	13/89	85.2
Lucas	160	92	1045	57.5	4	6	77	12/90	69.9
Rosenfels	3	0	0	0.0	0	0	0	0/0	39.6
DOLPHINS	455	271	3069	59.6	18	15	77	25/179	79.3
OPPONENTS	520	294	3429	56.5	20	21	73t	47/327	72.7

2003 FINAL STATISTICS (10-6)

DATE	OPPONENT	SCORE	W/L	ATT.
9/7	HOUSTON	20-21	L	73,010
9/14	at N.Y. Jets	21-10	W	77,461
9/21	BUFFALO	17-7	W	73,458
10/5	at N.Y. Giants	23-10	W	78,863
10/12	at Jacksonville	24-10	W	66,437
10/19	NEW ENGLAND	13-19(OT)	L	73,650
10/27	at San Diego	26-10	W	73,014
11/2	INDIANAPOLIS	17-23	L	73,258
11/9	at Tennessee	7-31	L	68,809
11/16	BALTIMORE	9-6(OT)	W	73,333
11/23	WASHINGTON	24-23	W	73,578
11/27	at Dallas	40-21	W	64,110
12/7	at New England	0-12	L	68,436
12/15	PHILADELPHIA	27-34	L	73,780
12/21	at Buffalo	20-3	W	73,319
12/28	N.Y. JETS	23-21	W	73,720

TEAM STATISTICS	MIA.	OPP.
TOTAL FIRST DOWNS	266	283
By Rushing	99	82
By Passing	145	171
By Penalty	22	30
Third Down: Made/Att.	67/205	81/222
Third Down Efficiency	32.7	36.5
Fourth Down: Made/Att. ...	5/10	2/12
Fourth Down Efficiency ..	50.0	16.7
POSSESSION AVERAGE	29:49	30:11
TOTAL NET YARDS	4609	4787
Average Per Game	288.1	299.2
Total Plays	968	1014
Average Per Play	4.8	4.7
NET YARDS RUSHING	1817	1452
Average Per Game	113.6	90.8
Total Rushes	487	441
NET YARDS PASSING	2792	3335
Average Per Game	174.5	208.4
Sacked/Yards Lost	31/209	44/253
Gross Yards	3001	3588
Attempts/Completions	450/257	529/319
Completion Percentage	57.1	60.3
Had Intercepted	19	22
PUNTS/AVERAGE	84/39.0	80/41.2
NET PUNTING AVERAGE	84/34.9	80/36.1
PENALTIES/YARDS	103/913	98/766
FUMBLES/BALL LOST	26/15	26/14
TOUCHDOWNS	35	26
By Rushing	14	11
By Passing	17	12
By Returns	4	3

Score By Quarters	1	2	3	4	OT	Total
DOLPHINS	68	124	44	72	3	311
OPPONENTS	49	86	48	72	6	261

RUSHING	NO.	YDS.	AVG.	LG	TD
R. Williams	392	1372	3.5	45	9
Minor	41	193	4.7	26	1
Fiedler	34	88	2.6	14	3
McKnight	2	75	37.5	68	1
Chambers	4	30	7.5	12	0
Turk	3	30	10.0	23	0
Konrad	4	17	4.3	11	0
Griese	5	15	3.0	9	0
Rosenfels	1	-1	-1.0	-1	0
O. Ayanbadejo ..	1	-2	-2.0	-2	0
DOLPHINS	487	1817	3.7	68	14
OPPONENTS	441	1452	3.3	28	11

RECEIVING	NO.	YDS.	AVG.	LG	TD
Chambers	64	963	15.0	57	11
R. Williams	50	351	7.0	59	1
McMichael	49	598	12.2	46	2
Thompson	26	359	13.8	31	0
McKnight	23	285	12.4	80	2
Konrad	16	166	10.4	25	0
O. Ayanbadejo ..	12	53	4.4	12	0
Lee	7	110	15.7	25	1
Gadsden	4	48	12.0	23	0
Minor	4	13	3.3	12	0
Newson	2	55	27.5	37	0

DOLPHINS	257	3001	11.7	80	17
OPPONENTS	319	3588	11.2	82	12

INTERCEPTIONS	NO.	YDS.	AVG.	LG	TD
Surtain	7	59	8.4	32	0
Knight	3	98	32.7	70	0
Madison	3	82	27.3	36	1
Thomas	3	21	7.0	19	0
Marion	3	3	1.0	3	0
Buckley	2	75	37.5	74	1
Zgonina	1	0	0.0	0	0

DOLPHINS	22	338	15.4	74	2
OPPONENTS	19	194	10.2	54	3

PUNTING	NO.	YDS.	AVG.	LG	BK
Turk	68	2631	38.7	57	0
Royals	16	643	40.2	50	0
DOLPHINS	84	3274	39.0	57	0
OPPONENTS	80	3294	41.2	64	0

PUNT RET.	NO.	YDS.	AVG.	LG	TD
Rogers	21	186	8.9	48	0
Simmons	8	100	12.5	32	0
Buckley	1	2	2.0	2	0
Newson	1	0	0.0	0	0

DOLPHINS	31	288	9.3	48	0
OPPONENTS	29	185	6.4	26	0

KICKOFF RET.	NO.	YDS.	AVG.	LG	TD
Minor	34	727	21.4	49	0
Rogers	19	383	20.2	33	0
Simmons	3	64	21.3	34	0
Lee	1	0	0.0	0	0
McKnight	0	28	-	28	0

DOLPHINS	57	1202	21.1	49	0
OPPONENTS	47	1010	21.5	73	0

SCORING	Ru	Pa	Rt	PAT	FG	S	2	TP
Mare	0	0	0	33/34	22/29	0	0	99
Chambers	0	11	0	0/0	0/0	0	0	66
R. Williams	9	1	0	0/0	0/0	0	0	60
Fiedler	3	0	0	0/0	0/0	0	0	18
McKnight	1	2	0	0/0	0/0	0	0	18
McMichael	0	2	1	0/0	0/0	0	0	18
Taylor	0	0	1	0/0	0/0	1	0	8
Buckley	0	0	1	0/0	0/0	0	0	6
Lee	0	1	0	0/0	0/0	0	0	6
Madison	0	0	1	0/0	0/0	0	0	6
Minor	1	0	0	0/0	0/0	0	0	6
DOLPHINS 14	17	4	33/34	22/29	1	0	31	11
OPPONENTS 11	12	3	23/23	26/31	2	0	26	11

FIELD GOALS	1-19	20-29	30-39	40-49	50+
Mare	0/0	9/9	3/6	6/8	4/6
DOLPHINS	0/0	9/9	3/6	6/8	4/6
OPPONENTS ..	0/0	10/11	8/9	5/6	3/5

TWO-POINT CONVERSIONS

DOLPHINS 0-1, OPPONENTS 0-2

SACKS

Ogunleye 15.0, Taylor 13.0, Seau 3.0, Zgonina 3.0, J. Williams 2.5, T. Bowens 2.0, Burnett 2.0, D. Bowens 1.0, Freeman 1.0, Thomas 1.0, Greenwood 0.5.
--

DOLPHINS 44.0, OPPONENTS 31.0

USUAL STARTERS

OFFENSE

WR	Derrius Thompson (12)
LT	*Wade Smith (16)
LG	Jamie Nails (15)
C	Tim Ruddy (14)
RG	Todd Perry (15)
RT	Todd Wade (16)
TE	Randy McMichael (16)
WR	Chris Chambers (16)
QB	Jay Fiedler (11)
RB	Ricky Williams (16)
FB	Rob Konrad (12)

DEFENSE

LDE	Adevalo Ogunleye (16)
LDT	Tim Bowens (13)
RDT	Larry Chester (15)
RDE	Jason Taylor (16)
LLB	Junior Seau (15)
MLB	Zach Thomas (15)
RLB	Morlon Greenwood (11)
LCB	Patrick Surtain (15)
RCB	Sam Madison (16)
SS	Sammy Knight (16)
FS	Brock Marion (16)

boldface indicates Pro Bowl performer
* indicates rookie

PASSING	ATT.	COMP.	YDS.	PCT.	TD	INT.	LG	SCK/LST	RATING
Fiedler	314	179	2138	57.0	11	13	59	19/126	72.4
Griese	130	74	813	56.9	5	6	80	12/83	69.2
Rosenfels	6	4	50	66.7	1	0	21	0/0	131.9
DOLPHINS	450	257	3001	57.1	17	19	80	31/209	72.5
OPPONENTS	529	319	3588	60.3	12	22	82	44/253	70.8

2004 FINAL STATISTICS (4-12)

DATE	OPPONENT	SCORE	W/L	ATT.
9/11	TENNESSEE	7-17	L	69,987
9/19	at Cincinnati	13-16	L	65,705
9/26	PITTSBURGH	3-13	L	72,225
10/3	NEW YORK JETS	9-17	L	73,157
10/10	at New England	10-24	L	68,756
10/17	at Buffalo	13-20	L	72,714
10/24	ST. LOUIS	31-14	W	72,945
11/1	at New York Jets	14-41	L	78,216
11/7	ARIZONA	23-24	L	72,612
11/21	at Seattle	17-24	L	66,644
11/28	at San Francisco	24-17	W	66,156
12/5	BUFFALO	32-42	L	73,084
12/12	at Denver	17-20	L	75,027
12/20	NEW ENGLAND	29-28	W	73,629
12/26	CLEVELAND	10-7	W	73,169
1/2	at Baltimore	23-30	L	69,843

TEAM STATISTICS	MIA.	OPP.
TOTAL FIRST DOWNS	267	281
By Rushing	71	107
By Passing	165	139
By Penalty	31	35
Third Down: Made/Att.	80/232	72/223
Third Down Efficiency	34.5	32.3
Fourth Down: Made/Att	8/16	8/11
Fourth Down Efficiency	50.0	72.7
POSSESSION AVERAGE	28:20	31:40
TOTAL NET YARDS	4404	4894
Average Per Game	275.3	305.9
Total Plays	1022	1009
Average Per Play	4.3	4.9
NET YARDS RUSHING	1339	2302
Average Per Game	83.7	143.9
Total Rushes	384	539
NET YARDS PASSING	3065	2592
Average Per Game	191.6	162.0
Sacked/Yards Lost	52/326	36/223
Gross Yards	3391	2815
Attempts/Completions	586/309	434/244
Completion Percentage	52.7	56.2
Had Intercepted	26	15
PUNTS/AVERAGE	99/41.5	102/41.0
NET PUNTING AVERAGE	99/36.9	102/33.3
PENALTIES/YARDS	112/852	107/852
FUMBLES/BALL LOST	42/16	22/10
TOUCHDOWNS	31	42
Rushing	10	12
Passing	19	20
Returns	2	10

Score By Quarters	1	2	3	4	OT	Total
DOLPHINS	79	59	34	103	0	275
OPPONENTS	79	88	95	92	0	354

RUSHING	NO.	YDS.	AVG.	LG	TD
Morris	132	523	4.0	35t	6
Minor	109	388	3.6	34	3
Henry	46	141	3.1	53	0
Chambers	9	76	8.4	24	0
Gordon	35	64	1.8	11	0
Fiedler	12	59	4.9	26	0
Forsey	19	53	2.8	15	0
Konrad	2	18	9.0	15	0
Feeley	14	13	0.9	7t	1
King	4	9	2.3	3	0
Turk	1	3	3.0	3	0

Booker	1	-8	-8.0	-8	0
DOLPHINS	384	1339	3.5	53	10
OPPONENTS	539	2302	4.3	62	12

RECEIVING	NO.	YDS.	AVG.	LG	TD
McMichael	73	791	10.8	42t	4
Chambers	69	898	13.0	76t	7
Booker	50	638	12.8	45	1
Thompson	23	359	15.6	36	4
Morris	22	124	5.6	24	0
Gilmore	15	206	13.7	37	1
Lee	13	110	8.5	15t	1
Minor	13	75	5.8	20	0
Gordon	13	74	5.7	20	0
Konrad	8	69	8.6	20t	1
Martin	4	15	3.8	7	0
Henry	3	12	4.0	7	0
Bellamy	1	8	8.0	8	0
King	1	8	8.0	8	0
Easlick	1	4	4.0	4	0

DOLPHINS	309	3391	11.0	76t	19
OPPONENTS	244	2815	11.5	69t	20

INTERCEPTIONS	NO.	YDS.	AVG.	LG	TD
Freeman	4	59	14.8	47	0
Knight	4	32	8.0	32	0
Surtain	4	2	0.5	2	0
Ayanbadejo	1	2	2.0	2	0
J. Williams	1	0	0.0	0	0
Taylor	1	-3	-3.0	-3	0
DOLPHINS	15	92	6.1	47	0
OPPONENTS	26	464	17.8	66t	8

PUNTING	NO.	YDS.	AVG.	LG	BK
Turk	98	4088	41.7	67	0
Mare	1	19	19.0	19	0
DOLPHINS	99	4107	41.5	67	0
OPPONENTS	102	4177	41.0	63	0

PUNT RET.	NO.	YDS.	AVG.	LG	TD
Welker	43	464	10.8	71	0
Brightful	9	89	9.9	36	0
Gilmore	0	11	-	11	0
DOLPHINS	52	564	10.8	71	0
OPPONENTS	45	258	5.7	24	0

KICKOFF RET.	NO.	YDS.	AVG.	LG	TD
Welker	57	1313	23.0	95t	1
Brightful	5	126	25.2	32	0
Gilmore	5	114	22.8	53	0
Morris	1	27	27.0	27	0
Poole	1	22	22.0	22	0
Wyrick	1	58	58.0	58	0
DOLPHINS	70	1660	23.7	95t	1
OPPONENTS	51	1114	21.8	104t	1

SCORING	Ru	Pa	Rt	PAT	FG	S	2	Pt
Mare	0	0	0	18/18	12/16	0	0	54
Chambers	0	7	0	0/0	0/0	0	1	44
Morris	6	0	0	0/0	0/0	0	0	38
McMichael	0	4	0	0/0	0/0	0	1	26
Thompson	0	4	0	0/0	0/0	0	0	24
Minor	3	0	0	0/0	0/0	0	0	18
Bryant	0	0	0	7/7	3/3	0	0	16
Welker	0	0	1	1/1	1/1	0	0	10

Gramatica	0	0	0	0/1	3/3	0	0	9
Booker	0	1	0	0/0	0/0	0	0	6
Feeley	1	1	0	0/0	0/0	0	0	6
Gilmore	1	0	1	0/0	0/0	0	0	6
Konrad	1	0	1	0/0	0/0	0	0	6
Lee	1	0	1	0/0	0/0	0	0	6
Pope	1	0	0	0/0	0/0	0	0	6
Knight	0	0	0	0/0	0/0	1	0	2

DOLPHINS	10	19	2	26/27	19/23	1	2	275
OPPONENTS	12	20	10	42/42	20/28	0	3	354

FIELD GOALS	1-19	20-29	30-39	40-49	50+
Mare.....	0/0	1/2	6/7	3/4	2/3
Bryant.....	0/0	1/1	0/0	2/2	0/0
Gramatica	0/0	2/2	1/1	0/0	0/0
Welker.....	0/0	1/1	0/0	0/0	0/0
DOLPHINS	0/0	5/6	7/8	5/6	2/3
OPPONENTS ..	2/2	5/5	4/7	6/11	3/3

TWO-POINT CONVERSIONS
Chambers 1, McMichael 1.
DOLPHINS 2-4, OPPONENTS 0-0

SACKS
Taylor 9.5, D. Bowens 7.0, Zgonina 5.0, Romero 3.5, Pope 2.0, Thomas 2.0, J. Williams 2.0, Ahanotu TM 1.0, Edwards TM 1.0, Poole 1.0, Seau 1.0, Surtain 1.0.
DOLPHINS 36.0, OPPONENTS 52.0

USUAL STARTERS
OFFENSE
WR Marty Booker (15)
LT Damian McIntosh (14)
LG Jeno James (14)
C Seth McKinney (16)
RG Taylor Whitley (11)
RT John St. Clair (14)
TE Randy McMichael (16)
QB Chris Chambers (15)
WR A.J. Feeley (8)
..... Jay Fiedler (7)
RB Sammy Morris (9)
TE Donald Lee (10)

DEFENSE
LDE David Bowens (15)
LDT Bryan Robinson (13)
RDT Jeff Zgonina (13)
RDE Jason Taylor (16)
LLB Junior Seau (8)
MLB Zach Thomas (13)
RLB Morlon Greenwood (15)
LCB Patrick Surtain (15)
RCB Sam Madison (15)
SS Sammy Knight (16)
FS Antuan Edwards (8)
..... Arturo Freeman (8)

boldface indicates Pro Bowl performer
* indicates rookie

PASSING	ATT.	COMP.	YDS.	PCT.	TD	INT.	LG	SCK/LST	RATING
Feeley	356	191	1893	53.7	1	15	38	23/136	61.7
Fiedler	190	101	1186	53.2	7	8	71t	25/165	67.1
Rosenfels	39	16	264	41.0	1	3	76t	3/16	41.0
Booker	1	1	48	100.0	0	0	48	0/0	118.8
Morris	0	0	0	-	0	0	0	1/9	-
DOLPHINS	586	309	3391	52.7	19	26	76t	52/326	62.5
OPPONENTS	434	244	2815	56.2	20	15	69t	36/223	76.9

DOLPHINS INDIVIDUAL RECORDS

The following individual records relate solely to service with the Miami Dolphins. They include National Football League regular-season statistics only – with the exception of those single-game records marked by “*” or “**.”

* Playoff game **Super Bowl

1966-1977: 14 games	1983-1986: 16 games
1978-1981: 16 games	1987: 15 games
1982: 9 games	1988-2004: 16 games

SERVICE

MOST SEASONS

- 17 Dan Marino (1983-99)
- 15 Bob Kuechenberg (1970-84)
- 14 Bob Griese (1967-80)
- 14 Don Strock (1974-87)
- 13 Nat Moore (1974-86)
- 12 Larry Little (1969-80)
- 12 Ed Newman (1973-84)
- 12 Bruce Hardy (1978-89)
- 12 Jim Jensen (1981-92)

MOST GAMES PLAYED

- 242 Dan Marino (1983-99)
- 196 Bob Kuechenberg (1970-84)
- 183 Nat Moore (1974-86)
- 167 Ed Newman (1973-85)
- 164 Jim Jensen (1981-92)
- 164 Richmond Webb (1990-00)
- 163 Don Strock (1974-87)
- 161 Bob Griese (1967-80)
- 159 Vern Den Herder (1971-81)
- 158 Larry Little (1969-80)
- 157 Tim Bowens (1994-04)
- 156 Tim Ruddy (1994-03)
- 151 Bruce Hardy (1978-89)

MOST CONSECUTIVE GAMES PLAYED

- 128 Jim Langer (10th in 1970 through 11th in 1979)
- 127 Garo Yepremian (2nd in 1970 through 14th in 1978)
- 125 Bob Baumhower (1st in 1977 through 14th in 1984)
- 118 Richmond Webb (3rd in 1991 through 8th in 1998)
- 107 Dwight Stephenson (1st in 1980 through 2nd in 1987)
- 104 Jeff Cross (1st in 1988 through 8th in 1994)
- 104 Tim Bowens (1st in 1994 through 8th in 2000)
- 98 Dick Anderson (1st in 1968 through 14th in 1974)
- 95 Vern Den Herder (1st in 1971 through 11th in 1977)
- 95 Dan Marino (6th in 1987 through 5th in 1993)

MOST STARTS

- 240 Dan Marino (1983-99)
- 176 Bob Kuechenberg (1970-84)
- 162 Richmond Webb (1990-00)
- 155 Tim Bowens (1994-04)
- 152 Bob Griese (1967-80)
- 152 Larry Little (1969-80)
- 143 Vern Den Herder (1971-81)
- 140 Tim Ruddy (1994-03)
- 136 Norm Evans (1966-75)
- 136 Mark Duper (1982-92)

MOST CONSECUTIVE STARTS

- 118 Richmond Webb (3rd in 1991 through 8th in 1998)
- 109 Jim Langer (1st in 1972 through 9th in 1979)
- 95 Dan Marino (6th in 1987 through 5th in 1993)
- 92 Tim Bowens (3rd in 1994 through 14th in 1999)
- 91 Norm Evans (3rd in 1969 through 9th in 1975)
- 87 Dick Anderson (12th in 1968 through 14th in 1974)
- 86 Bob Baumhower (1st in 1977 through 8th in 1982)
- 84 Jake Scott (1st in 1970 through 14th in 1975)
- 82 Jason Taylor (15th in 1999 through 16th in 2004, current)
- 81 Vern Den Herder (1st in 1972 through 11th in 1977)
- 81 Jeff Cross (16th in 1988 through 16th in 1993)
- 81 Keith Sims (11th in 1991 through 11th in 1996)

MOST PRO BOWLS

- 9 Dan Marino (1983-87, 1991-92, 1994-95)
- 7 Richmond Webb (1990-96)
- 6 Bob Griese (1970-71, 1973-74, 1977-78)
- 6 Jim Langer (1973-78)
- 6 Bob Kuechenberg (1974-75, 1977-78, 1982-83)
- 5 Larry Csonka (1970-74)
- 5 Paul Warfield (1970-74)
- 5 Jake Scott (1971-75)
- 5 Bob Baumhower (1979, 1981-84)
- 5 Dwight Stephenson (1983-87)
- 5 John Offerdahl (1986-90)
- 5 Mark Clayton (1984-86, 1988, 1991)
- 5 Zach Thomas (1999-2003)

MOST CONSECUTIVE PRO BOWLS

- 7 Richmond Webb (1990-96)
- 6 Jim Langer (1973-78)
- 5 Larry Csonka (1970-74)
- 5 Paul Warfield (1970-74)
- 5 Jake Scott (1971-75)
- 5 Dan Marino (1983-87)

- 5 Dwight Stephenson (1983-87)
- 5 John Offerdahl (1986-90)
- 5 Zach Thomas (1999-2003)

MOST PRO BOWL STARTS

- 7 Dan Marino (1983-86, 1992, 1994-95)
- 5 Jim Langer (1973-77)
- 4 Dwight Stephenson (1983-86)
- 4 John Offerdahl (1986, 1988-90)
- 4 Richmond Webb (1992-95)
- 3 Larry Little (1972-74)
- 3 Jake Scott (1972-73, 1975)
- 3 Bob Baumhower (1979, 1981, 1983)
- 3 Sam Madison (1999-2001)
- 3 Jason Taylor (2000, 2002, 2004)

MOST CONSECUTIVE PRO BOWL STARTS

- 5 Jim Langer (1973-77)
- 4 Dwight Stephenson (1983-86)
- 4 Dan Marino (1983-86)
- 4 Richmond Webb (1992-95)
- 3 Larry Little (1972-74)
- 3 John Offerdahl (1988-90)
- 3 Sam Madison (1999-2001)

SCORING

MOST POINTS

Career

- 840 Olindo Mare (1997-04), 258 XPs, 194 FGs
- 830 Garo Yepremian (1970-78), 335 XPs, 165 FGs
- 774 Pete Stoyanovich (1990-95), 246 XPs, 176 FGs
- 540 Uwe von Schamann (1979-84), 237 XPs, 101 FGs
- 492 Mark Clayton (1983-92), 82 TDs

Season

- 144 Olindo Mare (1999), 27 XPs, 39 FGs
- 124 Pete Stoyanovich (1992), 34 XPs, 30 FGs
- 121 Pete Stoyanovich (1991), 28 XPs, 31 FGs
- 118 Pete Stoyanovich (1995), 37 XPs, 27 FGs
- 117 Garo Yepremian (1971), 33 XPs, 28 FGs
- 117 Olindo Mare (1997), 33 XPs, 28 FGs
- 117 Olindo Mare (2000), 33 XPs, 28 FGs

Game

- 24 Paul Warfield (12/15/73 vs. Detroit), 4 TDs
- 24 Mark Ingram (11/27/94 at N.Y. Jets), 4 TDs

MOST POINTS BY ROOKIE

Season

- 116 Fuad Reveiz (1985), 50 XPs, 22 FGs
- 99 Uwe von Schamann (1979), 36 XPs, 21 FGs
- 95 Pete Stoyanovich (1989), 38 XPs, 19 FGs
- 78 Ron Davenport (1985), 13 TDs

MOST CONSECUTIVE GAMES SCORING POINTS

- 121 Garo Yepremian (8th in 1970 through 16th in 1978)

MOST TOUCHDOWNS

Career

- 82 Mark Clayton (1983-92), 81 pass, 1 ret.
- 75 Nat Moore (1974-86), 74 pass, 1 run

- 59 Mark Duper (1982-92), 59 pass
- 57 Larry Csonka (1968-74, 1979), 53 run, 4 pass
- 34 Karim Abdul-Jabbar (1996-99), 33 run, 1 pass

Season

- 18 Mark Clayton (1984), 18 pass
- 17 Ricky Williams (2002), 16 run, 1 pass
- 16 Karim Abdul-Jabbar (1997), 15 run, 1 pass
- 16 Lamar Smith (2000), 14 run, 2 pass
- 14 Mark Clayton (1988), 14 pass

Game

- 4 Paul Warfield (12/15/73 vs. Detroit), 4 pass
- 4 Mark Ingram (11/27/94 at N.Y. Jets), 4 pass

MOST TOUCHDOWNS BY ROOKIE

Season

- 13 Ron Davenport (1985), 11 run, 2 pass
- 11 Karim Abdul-Jabbar (1996), 11 run
- 8 Andra Franklin (1981), 7 run, 1 pass
- 7 Larry Csonka (1968), 6 run, 1 pass
- 7 Troy Stradford (1987), 6 run, 1 pass
- 7 Chris Chambers (2001), 7 pass

Game

- 3 Ronald Scott (10/11/87 vs. Kansas City), 3 run
- 3 Troy Stradford (12/7/87 vs. N.Y. Jets), 3 run
- 3 Sammie Smith (12/10/89 vs. New England), 3 run

MOST CONSECUTIVE GAMES SCORING TOUCHDOWN

- 6 Paul Warfield (4th through 9th in 1971)
- 6 Mark Clayton (13th through 16th in 1988 and 2nd through 3rd in 1989)
- 6 Ricky Williams (16th in 2002 and 1st through 5th in 2003)

MOST FIELD GOALS

Career

- 194 Olindo Mare (1997-04), 237 att.
- 176 Pete Stoyanovich (1989-95), 222 att.
- 165 Garo Yepremian (1970-78), 242 att.
- 101 Uwe von Schamann (1979-84), 149 att.

Season

- 39 Olindo Mare (1999), 46 att.
- 31 Pete Stoyanovich (1991), 37 att.
- 30 Pete Stoyanovich (1992), 37 att.
- 28 Garo Yepremian (1971), 40 att.
- 28 Olindo Mare (1997), 36 att.
- 28 Olindo Mare (2000), 31 att.

Game

- 6 Olindo Mare (10/17/99 at New England), 6 att.
- 5 Garo Yepremian (9/26/71 at Buffalo), 6 att.
- 4 15 times (last – Olindo Mare, 12/3/00 at Buffalo)

MOST FIELD GOALS BY ROOKIE

Season

- 22 Fuad Reveiz (1985), 27 att.
- 21 Uwe von Schamann (1979), 29 att.
- 19 Pete Stoyanovich (1989), 26 att.

- 13 Karl Kremser (1969), 22 att.
Game
 3 Seven times (last – Pete Stoyanovich
 (10/22/89 vs. Green Bay))

MOST CONSECUTIVE GAMES SCORING FIELD GOAL

- 20 Garo Yepremian (10th in 1970 through
 1st in 1972)
 20 Olindo Mare (7th in 1998 through 10th
 in 1999)

MOST CONSECUTIVE FIELD GOALS

- 19 Olindo Mare (3rd through 7th in 1999)
 16 Garo Yepremian (8th through 16th in
 1978)
 16 Olindo Mare (7th through 16th in 2000)

HIGHEST FIELD GOAL PERCENTAGE

Career (minimum 50 attempts)

- 81.9 Olindo Mare (1997-04), 194 of 237
 79.3 Pete Stoyanovich (1989-95), 176 of 222
 73.6 Fuad Reveiz (1985-88), 53 of 72
 68.2 Garo Yepremian (1970-78), 165 of 242
 67.8 Uwe von Schamann (1979-84), 101 of 149

Season (minimum 15 attempts)

- 90.5 Olindo Mare (2001), 19 of 21
 90.3 Olindo Mare (2000), 28 of 31
 84.8 Olindo Mare (1999), 39 of 46
 84.0 Pete Stoyanovich (1990), 21 of 25
 83.8 Pete Stoyanovich (1991), 31 of 37

LONGEST FIELD GOALS

- 59 Pete Stoyanovich (11/12/89 at N.Y. Jets)
 *58 Pete Stoyanovich (1/5/91 vs. Kansas City)
 54 Garo Yepremian (10/22/72 vs. Buffalo)
 54 Olindo Mare (10/24/99 vs. Philadelphia)
 53 Garo Yepremian (9/16/73 vs. San
 Francisco)
 53 Garo Yepremian (12/5/76 vs. Buffalo)
 53 Uwe von Schamann (10/21/79 at New
 England)
 53 Pete Stoyanovich (10/28/90 at
 Indianapolis)
 53 Pete Stoyanovich (9/29/91 at N.Y. Jets)
 53 Pete Stoyanovich (9/27/92 at Seattle)
 53 Olindo Mare (10/17/99 at New England)
 53 Olindo Mare (9/22/02 vs. N.Y. Jets)
 53 Olindo Mare (10/13/02 at Denver)

LONGEST FIELD GOALS BY ROOKIE

- 59 Pete Stoyanovich (11/12/89 at N.Y. Jets)
 53 Uwe von Schamann (10/21/79 at New
 England)
 51 Uwe von Schamann (11/5/79 vs. Houston)
 *51 Fuad Reveiz (1/4/86 vs. Cleveland)
 49 Fuad Reveiz (12/16/85 vs. New England)

MOST POINTS AFTER TOUCHDOWN

Career

- 335 Garo Yepremian (1970-78), 351
 attempts
 258 Olindo Mare (1997-04), 263 attempts
 246 Pete Stoyanovich (1989-95), 250
 attempts

Season

- 66 Uwe von Schamann (1984), 70 attempts
 52 Fuad Reveiz (1986), 55 attempts
 50 Fuad Reveiz (1985), 52 attempts

Game

- 7 Garo Yepremian (11/12/72 vs. New
 England), 7 attempts
 7 Garo Yepremian (11/24/77 at St.
 Louis), 8 attempts
 7 Pete Stoyanovich (9/3/95 vs. N.Y.
 Jets), 7 attempts
 7 Olindo Mare (9/8/02 vs. Detroit), 7
 attempts

MOST POINTS AFTER TOUCHDOWN BY ROOKIE Season

- 50 Fuad Reveiz (1985), 52 attempts
 38 Pete Stoyanovich (1989), 39 attempts
 36 Uwe von Schamann (1979), 40
 attempts
 30 Jimmy Keyes (1968), 30 attempts

MOST CONSECUTIVE POINTS AFTER TOUCHDOWN

- 110 Garo Yepremian (7th in 1972 to 2nd in
 1975)
 110 Pete Stoyanovich (16th in 1992 to 16th
 in 1995)

HIGHEST POINT AFTER TOUCHDOWN PCT.

Career (minimum 150 attempts)

- 98.4 Pete Stoyanovich (1989-95), 246 of 250
 98.1 Olindo Mare (1997-04), 258 of 263
 95.3 Fuad Reveiz (1985-88), 161 of 169
 94.9 Garo Yepremian (1970-78), 335 of 353
 94.8 Uwe Von Schamann (1979-84), 237 of 250

MOST TWO-POINT CONVERSIONS

Career

- 2 Irving Fryar (1993-95), 2 pass
 1 12 times (last – Chris Chambers,
 12/5/04 vs. Buffalo)

Season

- 2 Irving Fryar (1994), 2 pass

RUSHING

MOST RUSHING YARDS

Career

- 6,737 Larry Csonka (1968-74, 1979), 1,506
 attempts
 3,877 Mercury Morris (1969-75), 754 attempts
 3,644 Jim Kiick (1968-74), 997 attempts
 3,543 Tony Nathan (1979-87), 732 attempts
 3,225 Ricky Williams (2002-03), 775 attempts

Season

- 1,853 Ricky Williams (2002), 4.8 per carry
 1,372 Ricky Williams (2003), 3.5 per carry
 1,258 Delvin Williams (1978), 4.6 per carry
 1,139 Lamar Smith (2000), 3.7 per carry
 1,117 Larry Csonka (1972), 5.2 per carry
 1,116 Karim Abdul-Jabbar (1996), 3.6 per carry
 1,051 Larry Csonka (1971), 5.4 per carry
 1,003 Larry Csonka (1973), 4.6 per carry
 1,000 Mercury Morris (1972), 5.3 per carry

Game

- 228 Ricky Williams (12/1/02 at Buffalo), 27

- attempts
- 216 Ricky Williams (12/9/02 vs. Chicago), 31 attempts
- *209 Lamar Smith (12/30/00 vs. Indianapolis), 40 attempts
- 197 Mercury Morris (9/30/73 vs. New England), 15 attempts
- 185 Ricky Williams (12/29/02 at New England), 31 attempts

MOST RUSHING YARDS BY ROOKIE

Season

- 1,116 Karim Abdul-Jabbar (1996), 3.6 per carry
- 711 Andra Franklin (1981), 3.5 per carry
- 659 Sammie Smith (1989), 3.3 per carry
- 621 Jim Kiick (1968), 3.8 per carry
- 619 Troy Stradford (1987), 4.3 per carry

Game

- 169 Troy Stradford (11/22/87 at Dallas), 17 attempts
- 152 Karim Abdul-Jabbar (12/22/96 at N.Y. Jets), 30 attempts
- 140 Leroy Harris (12/5/77 vs. Baltimore), 17 attempts
- 124 Karim Abdul-Jabbar (9/15/96 vs. N.Y. Jets), 23 attempts
- 123 Sammie Smith (11/7/89 vs. Indianapolis), 25 attempts

MOST RUSHING ATTEMPTS

Career

- 1,506 Larry Csonka (1968-74, 1979)
- 997 Jim Kiick (1968-74)
- 888 Karim Abdul-Jabbar (1996-99)
- 775 Ricky Williams (2002-03)
- 754 Mercury Morris (1969-75)

Season

- 392 Ricky Williams (2003)
- 383 Ricky Williams (2002)
- 313 Lamar Smith (2001)
- 309 Lamar Smith (2000)
- 307 Karim Abdul-Jabbar (1996)

Game

- 153 42 Ricky Williams (9/21/03 vs. Buffalo), yards
- *40 Lamar Smith (12/30/00 vs. Indianapolis), 209 yards
- 36 Ricky Williams (10/6/02 vs. New England), 105 yards
- 36 Ricky Williams (11/16/03 vs. Baltimore), 105 yards
- 34 Ricky Williams (9/14/03 at N.Y. Jets), 125 yards
- **33 Larry Csonka (1/13/74 vs. Minnesota), 145 yards
- 33 Karim Abdul-Jabbar (9/20/98 vs. Pittsburgh), 108 yards

MOST RUSHING ATTEMPTS BY ROOKIE

Season

- 307 Karim Abdul-Jabbar (1996)
- 201 Andra Franklin (1981)
- 200 Sammie Smith (1989)
- 165 Jim Kiick (1968)
- 164 J.J. Johnson (1999)

Game

- 31 J.J. Johnson (11/21/99 vs. New England), 106 yards
- 30 Troy Stradford (12/7/87 vs. N.Y. Jets), 120 yards
- 30 Karim Abdul-Jabbar (12/22/96 at N.Y. Jets), 152 yards
- 29 Karim Abdul-Jabbar (11/3/96 at New England), 104 yards
- 27 Karim Abdul-Jabbar (12/16/96 vs. Buffalo), 76 yards

MOST RUSHING TOUCHDOWNS

Career

- 53 Larry Csonka (1968-74, 1979)
- 33 Karim Abdul-Jabbar (1996-99)
- 29 Mercury Morris (1969-75)
- 28 Jim Kiick (1968-74)
- 25 Don Nottingham (1973-77)
- 25 Ricky Williams (2002-03)

Season

- 16 Ricky Williams (2002)
- 15 Karim Abdul-Jabbar (1997)
- 14 Lamar Smith (2000)
- 12 Mercury Morris (1972)
- 12 Don Nottingham (1975)
- 12 Larry Csonka (1979)

Game

- 3 Jim Kiick (12/20/70 vs. Buffalo), 4,2,2
- 3 Mercury Morris (11/12/72 vs. New England), 4,4,6
- 3 Mercury Morris (9/30/73 vs. New England), 24,70,35
- *3 Larry Csonka (12/30/73 vs. Oakland), 11,2,2
- 3 Don Nottingham (11/3/74 vs. Atlanta), 1,2,1
- 3 Don Nottingham (10/5/75 at Green Bay), 11,1,11
- 3 Don Nottingham (10/26/75 at Buffalo), 1,1,1
- 3 Larry Csonka (9/23/79 vs. Chicago), 12,9,1
- 3 Larry Csonka (11/29/79 vs. New England), 1,1,1
- 3 Ronald Scott (10/11/87 vs. Kansas City), 2,4,3
- 3 Troy Stradford (12/7/87 vs. N.Y. Jets), 1,1,1
- 3 Sammie Smith (12/10/89 vs. New England), 1,7,2
- 3 Bernie Parmalee (12/25/94 vs. Detroit), 1,1,6
- 3 Karim Abdul-Jabbar (10/19/97 at Baltimore), 5,5,6
- 3 Karim Abdul-Jabbar (11/23/97 at New England), 1,1,1

MOST RUSHING TOUCHDOWNS BY ROOKIE

Season

- 11 Ron Davenport (1985)
- 11 Karim Abdul-Jabbar (1996)
- 7 Andra Franklin (1981)
- 6 Larry Csonka (1968)
- 6 Troy Stradford (1987)
- 6 Sammie Smith (1989)

Game

- 3 Ronald Scott (10/11/87 vs. Kansas City)
- 3 Troy Stradford (12/7/87 vs. N.Y. Jets)
- 3 Sammie Smith (12/10/89 vs. New England)

MOST CONSECUTIVE GAMES WITH RUSHING TOUCHDOWN

- 5 Mercury Morris (6th through 10th in 1972)
- 5 Don Nottingham (2nd through 6th in 1975)
- 5 Pete Johnson (8th through 12th in 1984)
- 5 Karim Abdul-Jabbar (10th through 14th in 1997)

HIGHEST RUSHING AVERAGE

Career (minimum 300 attempts)

- 5.1 Mercury Morris (1969-75), 754 attempts
- 4.8 Tony Nathan (1979-87), 732 attempts
- 4.5 Larry Csonka (1968-74, 1979), 1,506 attempts
- 4.4 Norm Bulaich (1975-79), 340 attempts
- 4.4 Gary Davis (1976-79), 318 attempts

Season (minimum 100 attempts)

- 6.4 Mercury Morris (1973), 149/954 yards
- 5.4 Larry Csonka (1971), 195/1,051 yards
- 5.3 Mercury Morris (1972), 190/1,000 yards
- 5.3 Tony Nathan (1981), 147/782 yards
- 5.2 Larry Csonka (1972), 213/1,117 yards

Game (minimum 10 attempts)

- 13.1 Mercury Morris (9/30/73 vs. New England) 15/197
- 12.6 Abner Haynes (9/17/67 vs. Denver), 12/151
- 12.6 Delvin Williams (11/9/80 at Los Angeles), 12/151

MOST 100-YARD RUSHING GAMES

Career

- 17 Ricky Williams (2002-03)
- 15 Larry Csonka (1968-74, 1979)
- 10 Mercury Morris (1969-75)
- 9 Karim Abdul-Jabbar (1996-99)
- 8 Benny Malone (1974-78)

Season

- 10 Ricky Williams (2002)
- 7 Ricky Williams (2003)
- 5 Delvin Williams (1978)
- 4 Larry Csonka (1972)
- 4 Karim Abdul-Jabbar (1996)
- 4 Lamar Smith (2000)

MOST 100-YARD RUSHING GAMES BY ROOKIE

Season

- 4 Karim Abdul-Jabbar (1996)
- 3 Benny Malone (1974)
- 3 Troy Stradford (1987)
- 2 Jim Kiick (1968)
- 2 Leroy Harris (1977)

MOST CONSECUTIVE 100-YARD RUSHING GAMES

- 5 Ricky Williams (10th through 14th in 2002)
- 3 Ricky Williams (1st through 3rd in 2002)
- 3 Ricky Williams (10th through 12th in 2003)
- 2 Larry Csonka (11th through 12th in 1970)

- 2 Benny Malone (7th through 8th in 1974)
- 2 Don Nottingham (2nd through 3rd in 1975)
- 2 Mercury Morris (5th through 6th in 1975)
- 2 Benny Malone (7th through 8th in 1976)
- 2 Benny Malone (4th through 5th in 1977)
- 2 Andra Franklin (5th through 6th in 1982)
- 2 Mark Higgs (1st through 2nd in 1991)
- 2 Bernie Parmalee (7th through 8th in 1994)
- 2 Ricky Williams (2nd through 3rd in 2003)
- 2 Ricky Williams (14th through 15th in 2003)

LONGEST RUNS FROM SCRIMMAGE

- 77t Leroy Harris (12/5/77 vs. Baltimore)
- 77t Keith Byars (11/25/93 at Dallas)
- 71t Jerris McPhail (10/27/97 vs. Chicago)
- 70t Mercury Morris (9/30/73 vs. New England)
- 70 Mercury Morris (10/15/73 at Cleveland)
- 68t Lamar Smith (10/23/00 at N.Y. Jets)
- 68t James McKnight (10/5/03 at N.Y. Giants)
- 66t Benny Malone (10/9/77 at Baltimore)
- 65t Abner Haynes (9/17/67 vs. Denver)
- 65t Gary Davis (9/17/78 vs. Buffalo)
- 65 Delvin Williams (11/9/80 at Los Angeles)
- 64 Ron Davenport (12/18/88 at Pittsburgh)
- 63 Norm Bulaich (9/10/78 at Baltimore)
- 63t Ricky Williams (12/9/02 vs. Chicago)
- 60t Gary Davis (12/17/77 vs. Buffalo)

PASSING

MOST YARDS PASSING

Career

- 61,361 Dan Marino (1983-99)
- 25,092 Bob Griese (1967-80)
- 11,040 Jay Fiedler (2000-04)
- 5,928 David Woodley (1980-83)
- 4,613 Don Strock (1974-87)

Season

- 5,084 Dan Marino (1984)
- 4,746 Dan Marino (1986)
- 4,453 Dan Marino (1994)
- 4,434 Dan Marino (1988)
- 4,137 Dan Marino (1985)

Game

- 521 Dan Marino (10/23/88 vs. N.Y. Jets), 35 of 60
- 473 Dan Marino (9/4/94 vs. New England), 23 of 42
- 470 Dan Marino (12/2/84 vs. LA. Raiders), 35 of 57
- 450 Dan Marino (10/1/95 at Cincinnati), 33 of 48
- 448 Dan Marino (9/21/86 at N.Y. Jets), 30 of 50

MOST YARDS PASSING BY ROOKIE

Season

- 2,210 Dan Marino (1983)
- 2,005 Bob Griese (1967)
- 1,850 David Woodley (1980)

Game

- 322 Dan Marino (10/9/83 vs. Buffalo), 19 of 29
- 279 Dan Marino (10/30/83 vs. L.A. Rams), 25 of 38
- 270 Bob Griese (12/17/67 vs. Boston), 17 of 32
- 251 David Woodley (11/20/80 vs. San Diego), 22 of 34

240 Dan Marino (11/20/83 vs. Baltimore),
14 of 21

MOST PASS ATTEMPTS

Career

8,358 Dan Marino (1983-99)
3,429 Bob Griese (1967-80)
1,603 Jay Fiedler (2000-04)
961 David Woodley (1980-83)
688 Don Strock (1974-87)

Season

623 Dan Marino (1986), 378 completions
615 Dan Marino (1994), 385 completions
606 Dan Marino (1988), 354 completions
567 Dan Marino (1985), 335 completions
564 Dan Marino (1984), 362 completions

Game

*64 Dan Marino (12/30/95 at Buffalo), 33
completions
60 Dan Marino (10/23/88 vs. N.Y. Jets), 35
completions
60 Dan Marino (11/23/97 at New England),
38 completions
57 Dan Marino (12/2/84 vs. L.A. Raiders),
35 completions
57 Dan Marino (12/13/98 vs. N.Y. Jets), 30
completions
55 Kyle Mackey (10/18/87 at N.Y. Jets), 26
completions
55 Dan Marino (9/24/89 vs. N.Y. Jets), 33
completions

MOST PASS ATTEMPTS BY ROOKIE

Season

331 Bob Griese (1967), 166 completions
327 David Woodley (1980), 176 completions
296 Dan Marino (1983), 173 completions

Game

42 David Woodley (10/27/80 at N.Y. Jets),
22 completions
41 Bob Griese (12/23/67 vs. Houston), 16
completions
41 David Woodley (12/20/80 vs. N.Y. Jets),
20 completions
39 Bob Griese (11/12/67 at San Diego),
13 completions
38 Dan Marino (10/30/83 vs. L.A. Rams),
25 completions

MOST PASS COMPLETIONS

Career

4,967 Dan Marino (1983-99)
1,926 Bob Griese (1967-80)
936 Jay Fiedler (2000-04)
508 David Woodley (1980-83)
388 Don Strock (1974-87)

Season

385 Dan Marino (1994), 615 attempts
378 Dan Marino (1986), 623 attempts
362 Dan Marino (1984), 564 attempts
354 Dan Marino (1988), 606 attempts
336 Dan Marino (1985), 567 attempts

Game

39 Dan Marino (11/16/86 at Buffalo), 54
attempts
38 Dan Marino (11/23/97 at New England),
60 attempts

35 Dan Marino (12/2/84 vs. L.A. Raiders),
57 attempts
35 Dan Marino (10/23/88 vs. N.Y. Jets), 60
attempts
35 Dan Marino (12/3/95 vs. Atlanta), 50
attempts

MOST PASS COMPLETIONS BY ROOKIE

Season

176 David Woodley (1980), 327 attempts
173 Dan Marino (1983), 296 attempts
166 Bob Griese (1967), 331 attempts

Game

25 Dan Marino (10/30/83 vs. L.A. Rams),
38 attempts
22 David Woodley (10/27/80 at N.Y. Jets),
42 attempts
22 David Woodley (11/20/80 vs. San
Diego), 34 attempts
20 David Woodley (12/20/80 vs. N.Y. Jets),
41 attempts
19 Dan Marino (10/9/83 vs. Buffalo), 29
attempts

MOST CONSECUTIVE PASS COMPLETIONS

15 Dan Marino (11/8/92 at Indianapolis
through 11/16/92 vs. Buffalo)
14 Dan Marino (11/17/96 at Houston through
11/25/96 vs. Pittsburgh)
13 Earl Morrall (12/1/75 vs. New England)
13 Dan Marino (11/10/96 vs. Indianapolis)
*12 Don Strock (1/2/82 vs. San Diego)
12 Dan Marino (11/30/86 vs. Atlanta
through 12/7/86 at New Orleans)

MOST TOUCHDOWN PASSES

Career

420 Dan Marino (1983-99)
192 Bob Griese (1967-80)
66 Jay Fiedler (2000-04)
39 Don Strock (1974-87)
34 David Woodley (1980-83)

Season

48 Dan Marino (1984) of 362 completions
44 Dan Marino (1986) of 378 completions
30 Dan Marino (1985) of 336 completions
30 Dan Marino (1994) of 385 completions
28 Dan Marino (1988) of 354 completions

Game

6 Bob Griese (11/24/77 at St. Louis)
6 Dan Marino (9/21/86 at N.Y. Jets)
5 Dan Marino (9/2/84 at Washington)
5 Dan Marino (12/8/85 at Green Bay)
5 Dan Marino (12/14/86 at L.A. Rams)
5 Dan Marino (11/27/88 at N.Y. Jets)
5 Dan Marino (9/4/94 vs. New England)
4 19 times (last – Dan Marino, 12/21/98
vs. Denver)

MOST TOUCHDOWN PASSES BY ROOKIE

Season

20 Dan Marino (1983) of 173 completions
15 Bob Griese (1967) of 166 completions
14 David Woodley (1980) of 176 completions

Game

3 Bob Griese (12/17/67 vs. New England)

- 3 David Woodley (11/9/80 at L.A. Rams)
- 3 David Woodley (12/14/80 at Baltimore)
- 3 Dan Marino (10/9/83 vs. Buffalo)
- 3 Dan Marino (10/16/83 at N.Y. Jets)
- 3 Dan Marino (11/28/83 vs. Cincinnati)

MOST CONSECUTIVE GAMES WITH TOUCHDOWN PASS

- 30 Dan Marino (10th in 1985 through 2nd in 1987 and 6th through 10th in 1987)

MOST PASSES HAD INTERCEPTED

Career

- 252 Dan Marino (1983-99)
- 172 Bob Griese (1967-80)
- 63 Jay Fiedler (2000-04)
- 42 David Woodley (1980-83)
- 37 Don Strock (1974-87)

Season

- 23 Dan Marino (1986), 623 attempts
- 23 Dan Marino (1988), 606 attempts
- 22 Dan Marino (1989), 550 attempts
- 21 Dan Marino (1985), 567 attempts
- 19 Jay Fiedler (2001), 450 attempts

Game

- 5 Bob Griese (12/23/67 vs. Houston), 41 attempts
- 5 Rick Norton (11/23/69 vs. Houston), 26 attempts
- 5 David Woodley (10/25/81 at Dallas), 37 attempts
- 5 Kyle Mackey (10/18/87 at N.Y. Jets), 55 attempts
- 5 Dan Marino (10/23/88 vs. N.Y. Jets), 60 attempts
- 5 Dan Marino (11/25/99 at Dallas), 36 attempts
- 5 A.J. Feeley (12/5/04 vs. Buffalo), 51 attempts

MOST PASSES HAD INTERCEPTED AS ROOKIE

Season

- 18 Bob Griese (1967), 331 attempts
- 17 David Woodley (1980), 327 attempts
- 10 George Wilson, Jr. (1966), 112 attempts

Game

- 5 Bob Griese (12/23/67 vs. Houston), 41 attempts
- 3 Bob Griese (11/6/66 vs. Buffalo), 31 attempts
- 3 David Woodley (9/28/80 vs. New Orleans), 15 attempts

MOST CONSECUTIVE GAMES WITH NO PASSES INTERCEPTED

- 5 Jay Fiedler (8th through 11th, 13th in 2000 - missed 12th in 2000)
- 4 Bob Griese (5th through 8th in 1971)
- 4 Dan Marino (4th through 7th in 1997)
- 4 Ray Lucas (9th through 12th in 2002)

MOST CONSECUTIVE PASSES WITH NONE INTERCEPTED

- 156 Dan Marino (3rd through 8th in 1997)
- 122 Bob Griese (10th through 14th in 1967)

LOWEST INTERCEPTION RATE

Career (minimum 250 attempts)

- 2.78 Damon Huard (1997-00), 8 of 288 attempts
- 3.02 Dan Marino (1983-99), 252 of 8,358 attempts
- 3.93 Jay Fiedler (2000-04), 63 of 1,603 attempts
- 4.37 David Woodley (1980-83), 42 of 961 attempts
- 5.02 Bob Griese (1967-80), 172 of 3,429 attempts

Season (minimum 150 attempts)

- 1.85 Damon Huard (1999), 4 of 216 attempts
- 2.00 Dan Marino (1993), 3 of 150 attempts
- 2.01 Dan Marino (1997), 11 of 548 attempts
- 2.03 Dan Marino (1983), 6 of 296 attempts
- 2.07 Dan Marino (1990), 11 of 531 attempts

HIGHEST COMPLETION PERCENTAGE

Career (minimum 150 completions)

- 59.4 Dan Marino (1983-99), 4,967 of 8,358 attempts
- 59.0 Damon Huard (1997-00), 170 of 288 attempts
- 58.4 Jay Fiedler (2000-04), 936 of 1,603 attempts
- 56.2 Bob Griese (1967-80), 1,926 of 3,429 attempts

Season (minimum 75 completions)

- 64.2 Dan Marino (1984), 362 of 564 attempts
- 64.1 Dan Marino (1995), 309 of 482 attempts
- 63.0 Bob Griese (1978), 148 of 235 attempts
- 62.6 Dan Marino (1994), 385 of 615 attempts
- 61.8 Bob Griese (1975), 118 of 191 attempts

Game (minimum 12 completions)

- 92.3 Bob Griese (12/18/78 vs. New England), 12 of 13 attempts
- *84.2 David Woodley (1/8/83 vs. New England), 16 of 19 attempts
- 82.4 Earl Morrall (12/1/75 vs. New England), 14 of 17 attempts
- 81.8 Don Strock (12/10/83 vs. Atlanta), 18 of 22 attempts
- 81.3 Dan Marino (12/4/88 vs. Indianapolis), 26 of 32 attempts
- 81.0 Bob Griese (10/22/67 vs. N.Y. Jets), 17 of 21 attempts

HIGHEST COMPLETION PERCENTAGE BY ROOKIE

Season (minimum 75 completions)

- 58.4 Dan Marino (1983), 173 of 296 attempts
- 53.8 David Woodley (1980), 176 of 327 attempts

- 50.2 Bob Griese (1967), 166 of 331 attempts

Game (minimum 12 completions)

- 81.0 Bob Griese (10/22/67 vs. N.Y. Jets), 17 of 21 attempts
- 72.0 David Woodley (11/16/80 vs. San Francisco), 18 of 25 attempts
- 68.8 David Woodley (11/2/80 at Oakland), 11 of 16 attempts
- 66.7 Dan Marino (11/20/83 vs. Baltimore), 14 of 21 attempts
- 65.8 Dan Marino (10/30/83 vs. L.A. Rams), 25 of 38 attempts

HIGHEST PASSER RATING

Career (minimum 250 attempts)

- 86.4 Dan Marino (1983-99)
- 77.1 Bob Griese (1967-80)
- 76.8 Jay Fiedler (2000-04)
- 76.2 Earl Morrall (1972-76)
- 74.6 Damon Huard (1997-00)

Season (minimum 150 attempts)

- 108.9 Dan Marino (1984)
- 96.0 Dan Marino (1983)
- 95.9 Dan Marino (1993)
- 92.5 Dan Marino (1986)
- 91.0 Earl Morrall (1972)

HIGHEST PASSER RATING BY ROOKIE

Season (minimum 150 attempts)

- 96.0 Dan Marino (1983)
- 63.1 David Woodley (1980)
- 61.6 Bob Griese (1967)

HIGHEST AVERAGE GAIN

Career (minimum 250 attempts)

- 8.22 Earl Morrall (1972-76), 284/2,335 yards
- 7.34 Dan Marino (1983-99), 8,358/61,361 yards
- 7.32 Bob Griese (1967-80), 3,429/25,092 yards
- 6.89 Jay Fiedler (2000-04), 1,603/11,040 yards
- 6.70 Don Strock (1974-87), 688/4,613 yards

Season (minimum 150 attempts)

- 9.07 Earl Morrall (1972), 150/1,360
- 9.01 Dan Marino (1984), 564/5,084
- 8.86 Bob Griese (1975), 191/1,693
- 8.24 Bob Griese (1970), 245/2,019
- 8.12 Dan Marino (1993), 150/1,218

Game (minimum 20 attempts)

- *13.16 Dan Marino (1/6/85 vs. Pittsburgh), 32/421
- 12.52 Earl Morrall (12/15/74 vs. New England), 23/288
- 11.95 Jay Fiedler (11/27/03 at Dallas), 20/239
- 11.92 Dan Marino (9/30/84 at St. Louis), 36/429
- 11.43 Dan Marino (11/20/83 vs. Baltimore), 21/240

MOST 300-YARD PASSING GAMES

Career

- 63 Dan Marino (1983-99)
- 3 Bob Griese (1967-80)
- 3 Jay Fiedler (2000-04)
- 2 David Woodley (1980-83)
- 2 Steve DeBerg (1993)
- 1 John Stofa (1966-67, 1969-70)
- 1 Don Strock (1974-87)
- 1 Scott Mitchell (1990-93)
- 1 Bernie Kosar (1994-96)
- 1 A.J. Feeley (2004)

Season

- 9 Dan Marino (1984)
- 6 Dan Marino (1985)
- 6 Dan Marino (1986)
- 6 Dan Marino (1988)
- 5 Dan Marino (1989)
- 5 Dan Marino (1994)

MOST CONSECUTIVE 300-YARD PASSING GAMES

- 3 Dan Marino (14th through 16th in 1984)
- 3 Dan Marino (13th through 15th in 1988)
- 3 Dan Marino (11th through 13th in 1994)

LONGEST PASS PLAYS

- 86t Bob Griese to Paul Warfield (11/14/71 vs. Pittsburgh)
- 85t Dan Marino to Mark Duper (11/20/83 vs. Baltimore)
- 85t Dan Marino to Mark Duper (11/2/86 vs. Houston)
- 80t George Wilson, Jr. to Bo Roberson (10/23/66 at Houston)
- 80t Dan Marino to Mark Duper (9/23/84 vs. Indianapolis)
- 80t Dan Marino to Ferrell Edmunds (11/27/88 at N.Y. Jets)
- 80t Dan Marino to Tony Martin (10/4/93 vs. Washington)
- 80t Brian Griese to James McKnight (11/23/03 vs. Washington)
- 79t Bob Griese to Nat Moore (11/2/75 at Chicago)
- 78t Dan Marino to Mark Clayton (11/12/89 at N.Y. Jets)
- 77t Scott Mitchell to Mark Ingram (10/31/93 vs. Kansas City)
- 77 Ray Lucas to James McKnight (11/24/02 vs. San Diego)
- **76t David Woodley to Jimmy Cefalo (1/30/83 vs. Washington)
- 76t Sage Rosenfels to Chris Chambers (1/2/05 at Baltimore)
- *75t Bob Griese to Paul Warfield (1/2/72 vs. Baltimore)

PASS RECEIVING

MOST RECEPTIONS

Career

- 550 Mark Clayton (1983-92)
- 511 Mark Duper (1982-92)
- 510 Nat Moore (1974-86)
- 415 O.J. McDuffie (1993-01)
- 383 Tony Nathan (1979-87)

Season

- 90 O.J. McDuffie (1998), 1,050 yards
- 86 Mark Clayton (1988), 1,129 yards
- 76 O.J. McDuffie (1997), 943 yards
- 75 Terry Kirby (1993), 874 yards
- 74 O.J. McDuffie (1996), 918 yards

Game

- 12 Jim Jensen (11/6/88 at New England), 110 yards
- *11 O.J. McDuffie (12/30/95 at Buffalo), 154 yards
- 11 O.J. McDuffie (12/13/98 vs. N.Y. Jets), 105 yards
- 10 Duriel Harris (10/28/79 vs. Green Bay), 180 yards
- 10 Tony Nathan (9/29/85 at Denver), 120 yards
- **10 Tony Nathan (1/20/85 vs. San Francisco), 83 yards
- 10 Tony Nathan (12/8/85 at Green Bay), 86 yards
- *10 Tony Nathan (1/4/86 vs. Cleveland), 101 yards
- 10 Tony Nathan (9/28/86 vs. San Francisco), 101 yards

- 101 yards
- 10 Ron Davenport (12/7/87 vs. N.Y. Jets), 72 yards
- 10 Mark Clayton (10/23/88 vs. N.Y. Jets), 153 yards
- 10 Keith Byars (9/25/94 at Minnesota), 79 yards
- 10 Tony Martin (10/10/99 at Indianapolis), 166 yards
- 10 Rob Konrad (1/2/00 at Washington), 68 yards

MOST RECEPTIONS BY ROOKIE

Season

- 75 Terry Kirby (1993), 874 yards
- 67 Jack Clancy (1967), 868 yards
- 48 Troy Stradford (1987), 457 yards
- 48 Chris Chambers (2001), 883 yards

Game

- 10 Rob Konrad (1/2/00 at Washington), 68 yards
- 9 Terry Kirby (12/19/93 vs. Buffalo), 148 yards
- 8 Jack Clancy (11/19/67 at Oakland), 114 yards
- 8 Jack Clancy (12/10/67 vs. San Diego), 96 yards
- 8 Troy Stradford (11/1/87 vs. Pittsburgh), 46 yards
- 8 Terry Kirby (12/5/93 vs. N. Y. Giants), 95 yards

MOST CONSECUTIVE GAMES WITH RECEPTION

- 92 Mark Clayton (6th in 1986 through 16th in 1992 - missed 13th in 1986, 1st in 1989, 1st in 1990, 10th through 14th in 1990 and 1st through 3rd in 1992)
- 74 O.J. McDuffie (3rd in 1995 through 15th in 1999, missed 11th through 13th and 16th in 1999)
- 44 Oronde Gadsden (10th in 1999 through 6th in 2002 and 11th in 2003)
- 43 Mark Duper (16th in 1989 through 10th in 1992)
- 43 Keith Byars (1st in 1993 through 2nd in 1996 - missed 10th through 16th in 1994)

MOST RECEIVING YARDS

Career

- 8,869 Mark Duper (1982-92), 17.4 per catch
- 8,643 Mark Clayton (1983-92), 15.7 per catch
- 7,547 Nat Moore (1974-86), 14.8 per catch
- 5,074 O.J. McDuffie (1993-01), 12.2 per catch
- 4,534 Duriel Harris (1976-83, 1985), 16.9 per catch
- 3,592 Tony Nathan (1979-89), 9.4 per catch
- 3,478 Chris Chambers (2001-04), 14.9 per catch
- 3,355 Paul Warfield (1970-74), 21.5 per catch
- 3,252 Oronde Gadsden (1998-03), 14.3 per catch
- 3,190 Irving Fryar (1993-95), 16.0 per catch

Season

- 1,389 Mark Clayton (1984), 73 receptions
- 1,313 Mark Duper (1986), 67 receptions
- 1,306 Mark Duper (1984), 71 receptions

- 1,270 Irving Fryar (1994), 73 receptions
- 1,150 Mark Clayton (1986), 60 receptions
- 1,129 Mark Clayton (1988), 86 receptions
- 1,085 Mark Duper (1991), 70 receptions
- 1,053 Mark Clayton (1991), 70 receptions
- 1,050 O.J. McDuffie (1998), 90 receptions
- 1,037 Tony Martin (1999), 67 receptions
- 1,011 Mark Clayton (1989), 64 receptions
- 1,010 Irving Fryar (1993), 64 receptions
- 1,003 Mark Duper (1983), 51 receptions

Game

- 217 Mark Duper (11/10/85 vs. N.Y. Jets), 8 receptions
- 211 Irving Fryar (9/4/94 vs. New England), 5 receptions
- 210 Nat Moore (10/4/81 vs. N.Y. Jets), 7 receptions
- 202 Mark Duper (10/9/83 vs. Buffalo), 7 receptions
- 180 Duriel Harris (10/28/79 vs. Green Bay), 10 receptions

MOST RECEIVING YARDS BY ROOKIE

Season

- 883 Chris Chambers (2001), 48 receptions
- 874 Terry Kirby (1993), 75 receptions
- 868 Jack Clancy (1967), 67 receptions
- 605 Nat Moore (1974), 37 receptions
- 575 Ferrell Edmunds (1988), 33 receptions

Game

- 148 Terry Kirby (12/19/93 vs. Buffalo), 9 receptions
- 126 Jack Clancy (12/3/67 at Houston), 7 receptions
- 124 Chris Chambers (12/22/01 at New England), 7 receptions
- 121 Mel Baker (12/15/74 vs. New England), 4 receptions
- 117 Ferrell Edmunds (11/27/88 at N.Y. Jets), 2 receptions
- 116 Duriel Harris (11/22/76 vs. Baltimore), 5 receptions

MOST RECEIVING TOUCHDOWNS

Career

- 81 Mark Clayton (1983-92), 550 receptions
- 74 Nat Moore (1974-86), 510 receptions
- 59 Mark Duper (1982-92), 511 receptions
- 33 Paul Warfield (1970-74), 156 receptions
- 29 O.J. McDuffie (1993-01), 415 receptions

Season

- 18 Mark Clayton (1984), 73 receptions
- 14 Mark Clayton (1988), 86 receptions
- 12 Nat Moore (1977), 52 receptions
- 12 Mark Clayton (1991), 70 receptions
- 11 Karl Noonan (1968), 58 receptions
- 11 Paul Warfield (1971), 43 receptions
- 11 Paul Warfield (1973), 29 receptions
- 11 Mark Duper (1986), 67 receptions
- 11 Chris Chambers (2003), 64 receptions

Game

- 4 Paul Warfield (12/15/73 vs. Detroit), 21,7,16,4
- 4 Mark Ingram (11/27/94 at N.Y. Jets), 10,17,28,8
- 3 Paul Warfield (11/14/71 vs. Pittsburgh),

- 12,86,60
- 3 Nat Moore (11/24/77 at St. Louis), 4,9,28
- 3 Mark Clayton (12/17/84 vs. Dallas), 41,39,63
- 3 Mark Duper (12/20/87 at L.A. Rams), 69,5,20
- 3 Mark Duper (12/20/87 vs. Washington), 26,59,6
- 3 Irving Fryar (9/4/94 vs. New England), 54,50,35
- 3 O.J. McDuffie (11/29/98 vs. New Orleans), 22,7,9
- 3 Lamar Thomas (12/21/98 vs. Denver), 9,56,17
- 3 Chris Chambers (11/27/03 at Dallas), 39,6,35

MOST RECEIVING TOUCHDOWNS BY ROOKIE

Season

- 7 Chris Chambers (2001), 48 receptions
- 5 Andre Brown (1989), 24 receptions
- 4 Randy McMichael (2002), 39 receptions
- 3 Jack Harper (1967), 11 receptions
- 3 Jimmy Cefalo (1978), 6 receptions
- 3 Ferrell Edmunds (1988), 33 receptions
- 3 Terry Kirby (1993), 75 receptions

MOST CONSECUTIVE GAMES WITH RECEIVING TOUCHDOWN

- 6 Paul Warfield (4th through 9th in 1971)
- 6 Mark Clayton (13th through 16th in 1988 and 2nd through 3rd in 1989)

HIGHEST RECEIVING AVERAGE

Career (minimum 100 receptions)

- 21.5 Paul Warfield (1970-74), 156 receptions
- 17.4 Mark Duper (1982-92), 511 receptions
- 16.9 Duriel Harris (1976-83, 1985), 269 receptions
- 16.0 Irving Fryar (1993-95), 199 receptions

Season (minimum 24 receptions)

- 25.1 Paul Warfield (1970), 28/703 yards
- 23.2 Paul Warfield (1971), 43/996 yards
- 21.8 Jimmy Cefalo (1981), 29/631 yards
- 20.9 Paul Warfield (1972), 29/606 yards
- 20.0 Bo Roberson (1966), 26/519 yards

Game (minimum three receptions)

- 52.7 Paul Warfield (11/14/71 vs. Pittsburgh), 3/158
- 42.7 Chris Chambers (10/24/04 vs. St. Louis), 3/128
- 42.2 Irving Fryar (9/4/94 vs. New England), 5/211
- 41.3 Nat Moore (10/10/76 at Baltimore), 3/124
- 40.0 Paul Warfield (10/3/70 vs. Oakland), 3/120

HIGHEST RECEIVING AVERAGE BY ROOKIE

Season (minimum 24 receptions)

- 18.4 Chris Chambers (2001), 48/883 yards
- 17.4 Ferrell Edmunds (1988), 33/575 yards
- 17.1 Andre Brown (1989), 24/410 yards

Game (minimum three receptions)

- 37.7 Chris Chambers (11/11/01 at

- Indianapolis), 3/113
- 30.3 Mel Baker (12/15/74 vs. New England), 4/121
- 25.3 Chris Chambers (10/28/01 at Seattle), 3/76

MOST 100-YARD RECEIVING GAMES

Career

- 28 Mark Duper (1982-92)
- 22 Mark Clayton (1983-92)
- 12 Nat Moore (1974-86)
- 11 Chris Chambers (2001-04)
- 10 Paul Warfield (1970-74)
- 10 Duriel Harris (1976-83, 1985)
- 10 Irving Fryar (1993-95)

Season

- 8 Mark Duper (1986)
- 6 Mark Clayton (1984)
- 6 Irving Fryar (1994)
- 5 Mark Clayton (1989)
- 5 Tony Martin (1999)
- 4 Paul Warfield (1971)
- 4 Duriel Harris (1979)
- 4 Mark Duper (1984)
- 4 Chris Chambers (2004)

MOST 100-YARD RECEIVING GAMES BY ROOKIE

Season

- 3 Jack Clancy (1967)
- 3 Chris Chambers (2001)
- 2 Terry Kirby (1993)
- 1 Mel Baker (1974)
- 1 Duriel Harris (1976)
- 1 Ferrell Edmunds (1988)
- 1 Andre Brown (1989)

MOST CONSECUTIVE 100-YARD RECEIVING GAMES

- 4 Irving Fryar (10th through 13th in 1994)
- 3 Mark Clayton (14th through 16th in 1984)
- 3 Mark Duper (3rd through 5th in 1986)

TOTAL YARDS FROM SCRIMMAGE

(rushing/receiving)

Career

- 8,859 Mark Duper (1982-92), -10/8,869
- 8,751 Mark Clayton (1983-92), 108/8,643
- 7,795 Nat Moore (1974-86), 248/7,547
- 7,425 Larry Csonka (1968-74, 1979), 6,737/688
- 7,135 Tony Nathan (1979-87), 3,543/3,592

Season

- 2,216 Ricky Williams (2002), 1,853/363
- 1,723 Ricky Williams (2003), 1,372/351
- 1,450 Delvin Williams (1978), 1,258/192
- 1,424 Mark Clayton (1984), 35/1,389
- 1,340 Lamar Smith (2000), 1,139/201

Game

- 252 Troy Stradford (11/22/87 at Dallas), 169/83
- 235 Ricky Williams (12/1/02 at Buffalo), 228/7
- *227 Lamar Smith (12/30/00 vs. Indianapolis), 209/18
- 217 Mark Duper (11/10/85 vs. N.Y. Jets),

0/217

216 Ricky Williams (12/9/02 vs. Chicago),
216/0

By Rookie, Season

1,264 Terry Kirby (1993), 390/874
1,255 Karim Abdul-Jabbar (1996), 1,116/139
1,076 Troy Stradford (1987), 619/457
1,043 Jim Kiick (1968), 621/422
872 Chris Chambers (2001), -11/883

COMBINED YARDAGE

(rushing/receiving/returns)

Career

9,276 Mark Clayton (1983-92), 108/8,643/525
8,950 Nat Moore (1974-86), 248/7,547/1,155
8,859 Mark Duper (1982-92), -10/8,869/0
8,752 Tony Nathan (1979-87), 3,543/3,592/1,617
8,353 O.J. McDuffie (1993-01),
49/5,074/3,230
7,486 Mercury Morris (1969-75), 3,877/491/3,118

Season

2,216 Ricky Williams (2002), 1,853/363/0
1,777 Wes Welker (2004), 0/0/1,777
1,723 Ricky Williams (2003), 1,372/351/0
1,683 Chris Chambers (2001), -11/883/811
1,655 John Avery (1998), 503/67/1,085

Game

302 Mercury Morris (11/1/70 at Baltimore)
8-89/3-68/6-145
*280 O.J. McDuffie (12/30/95 at Buffalo)
1-9/11-154/6-117
254 Freddie Solomon (10/9/77 at Baltimore)
0-0/4-51/7-203
252 Freddie Solomon (12/5/76 vs. Buffalo)
1-59/5-114/1-79t
252 Troy Stradford (11/22/87 at Dallas)
17-169/6-83/0-0

By Rookie, Season

1,777 Wes Welker (2004), 0/0/1,777
1,683 Chris Chambers (2001), -11/883/811
1,655 John Avery (1998), 503/67/1,085

PUNTING

MOST PUNTS

Career

633 Larry Seiple (1967-77), 25,347 yards
555 Reggie Roby (1983-92), 24,035 yards
339 Matt Turk (2000-01, 2003-04), 13,910 yards

Season

98 Matt Turk (2004), 41.7 average
93 Klaus Wilmsmeyer (1998), 42.5 average
92 Matt Turk (2000), 42.1 average
83 Tom Orosz (1981), 40.8 average
81 George Roberts (1978), 40.3 average
81 Matt Turk (2001), 41.0 average

Game

11 Matt Turk (12/7/03 at New England),
406 yards
10 George Wilson, Jr. (9/9/66 vs. N.Y.
Jets), 483 yards
10 George Roberts (10/12/80 at New
England), 445 yards
10 Klaus Wilmsmeyer (9/20/98 vs.

Pittsburgh), 458 yards

10 Matt Turk (9/19/04 at Cincinnati), 400 yards

HIGHEST PUNTING AVERAGE

Career (minimum 120 punts)

44.2 John Kidd (1994-97), 201 punts
43.3 Reggie Roby (1983-92), 555 punts
41.0 George Roberts (1978-80), 237 punts
41.0 Matt Turk (2000-01, 2003-04), 339 punts

Season (minimum 40 punts)

46.3 John Kidd (1996), 78 punts
45.7 Reggie Roby (1991), 54 punts
44.7 Reggie Roby (1984), 51 punts
44.2 Reggie Roby (1986), 56 punts
43.7 Reggie Roby (1985), 59 punts

Game (minimum 4 punts)

58.5 Reggie Roby (9/28/86 vs. San Francisco),
4-234 yards
54.4 John Kidd (10/27/96 vs. Dallas), 5-272 yards
53.8 Reggie Roby (10/20/91 vs. Houston),
4-215 yards
52.7 Reggie Roby (9/22/91 vs. Green Bay),
7-369 yards
52.3 Reggie Roby (9/15/91 at Detroit), 4-
209 yards

LONGEST PUNTS

77 Reggie Roby (11/29/87 at Buffalo), net
77
77 Matt Turk (11/25/01 at Buffalo),
touchback
73 Larry Seiple (11/14/71 vs. Pittsburgh),
touchback
73 Reggie Roby (9/28/86 vs. San Francisco),
touchback
73 Reggie Roby (10/5/86 at New England),
net 73
71 George Roberts (11/2/80 at Oakland),
net 62

PUNT RETURNS

MOST PUNT RETURNS

Career

127 Jake Scott (1970-75)
127 O.J. McDuffie (1993-01)
79 Tom Vigorito (1981-85)
75 Scott Schwedes (1987-90)
71 Freddie Solomon (1975-77)

Season

43 Wes Welker (2004), 10.8 average
41 Mark Clayton (1983), 9.6 average
36 Tom Vigorito (1981), 10.5 average

Game

7 Mercury Morris (10/19/69 at Kansas
City), 17.6 average
7 Lamont Brightful (9/19/04 at Cincinnati),
11.1 average
6 Jake Scott (11/10/74 at New Orleans),
16.5 average
6 Freddie Solomon (12/5/77 vs. Baltimore),
9.3 average
6 Tom Vigorito (11/30/81 vs. Philadelphia),
12.2 average
6 Mark Clayton (11/20/83 vs. Baltimore),

- 16.2 average
 6 Vince Heflin (9/23/84 vs. Indianapolis), 12.7 average
 *6 Nate Jacquet (1/9/00 at Seattle), 10.5 avg.
 6 Wes Welker (12/5/04 vs. Buffalo), 8.5 avg.

MOST PUNT RETURN YARDS

Career

- 1,330 Jake Scott (1970-75)
 1,127 O.J. McDuffie (1993-01)
 830 Tom Vigorito (1981-85)
 810 Freddie Solomon (1975-77)

Season

- 464 Wes Welker (2004), 10.8 average
 392 Mark Clayton (1983), 9.6 average
 379 Tom Vigorito (1981), 10.5 average

Game

- 123 Mercury Morris (10/19/69 at Kansas City), 7 returns
 114 O.J. McDuffie (12/13/93 vs. Pittsburgh), 5 returns
 106 James Pruitt (9/14/86 vs. Indianapolis), 2 returns

MOST PUNT RETURN TOUCHDOWNS

Career

- 2 Freddie Solomon (1975-77)
 2 Tom Vigorito (1981-85)
 2 O.J. McDuffie (1993-01)

Season

- 2 O.J. McDuffie (1993)

LONGEST PUNT RETURNS

- 87t Tom Vigorito (9/10/81 vs. Pittsburgh)
 86t Tony Nathan (10/14/79 vs. Buffalo)
 81t Jeff Ogden (10/29/00 vs. Green Bay)
 79t Freddie Solomon (12/5/76 vs. Buffalo)
 77t Jake Scott (11/22/70 vs. Baltimore)
 72t O.J. McDuffie (12/13/93 vs. Pittsburgh)
 71t James Pruitt (9/14/86 vs. Indianapolis)
 71t O.J. McDuffie (10/24/93 vs. Indianapolis)
 71 Wes Welker (12/20/04 vs. New England)

HIGHEST PUNT RETURN AVERAGE

Career (minimum 50 returns)

- 13.7 Jeff Ogden (2000-01), 51 returns
 11.4 Freddie Solomon (1975-77), 71 returns
 10.5 Jake Scott (1970-75), 127 returns
 10.5 Tom Vigorito (1981-85), 79 returns

Season (minimum 15 returns)

- 17.0 Jeff Ogden (2000), 19 returns
 12.5 Nate Jacquet (1999), 28 returns
 12.3 Freddie Solomon (1975), 26 returns
 12.2 Terrell Buckley (1998), 29 returns
 12.1 Jake Scott (1973), 22 returns

Game (minimum 4 returns)

- 22.8 O.J. McDuffie (12/13/93 vs. Pittsburgh), 5-114 yards
 21.5 O.J. McDuffie (10/24/93 vs. Indianapolis), 4-86 yards
 21.5 Nate Jacquet (10/17/99 at New England), 4-86 yards
 18.8 Charlie Babb (11/23/75 vs. Baltimore), 4-75 yards

MOST FAIR CATCHES

Career

- 91 O.J. McDuffie (1993-01) of 218 punts
 55 Jake Scott (1970-75) of 182 punts
 30 Scott Miller (1991-94) of 83 punts
 29 Dick Anderson (1968-77) of 74 punts

Season

- 24 O.J. McDuffie (1996) of 46 punts
 22 O.J. McDuffie (1993) of 36 punts
 18 Jake Scott (1971) of 51 punts
 16 Jake Scott (1973) of 38 punts

Game

- 6 Jake Scott (12/20/70 vs. Buffalo) of 8 punts

KICKOFF RETURNS

MOST KICKOFF RETURNS

Career

- 123 Fulton Walker (1981-85)
 111 Mercury Morris (1969-75)
 107 Brock Marion (1998-03)

Season

- 62 Brock Marion (1999), 24.6 average
 57 Wes Welker (2004), 23.0 average
 46 Travis Minor (2002), 23.3 average
 45 Tony Nathan (1979), 22.6 average
 45 Lorenzo Hampton (1985), 22.7 average

Game

- 7 Don Bessillieu (10/12/80 at New England), 20.4 average
 7 Fulton Walker (11/8/81 at New England), 23.7 average
 7 Joe Cribbs (12/18/88 at Pittsburgh), 21.3 average
 7 Brock Marion (12/12/99 at N.Y. Jets), 20.4 average
 7 Brock Marion (10/23/00 at N.Y. Jets), 27.6 average
 7 Albert Johnson (9/29/02 at Kansas City), 29.3 average
 7 Travis Minor (10/13/02 at Denver), 30.7 average
 7 Wes Welker (1/2/05 at Baltimore), 30.0 average

MOST KICKOFF RETURN YARDS

Career

- 2,947 Mercury Morris (1969-75)
 2,944 Fulton Walker (1981-85)
 2,517 Brock Marion (1998-03)
 2,103 O.J. McDuffie (1993-01)
 2,058 Irving Spikes (1994-97)

Season

- 1,524 Brock Marion (1999), 24.6 average
 1,313 Wes Welker (2004), 23.0 average
 1,136 Mercury Morris (1969), 26.4 average
 1,085 John Avery (1998), 25.2 average
 1,071 Travis Minor (2002), 23.3 average

Game

- 215 Travis Minor (10/13/02 at Denver), long 66
 210 Wes Welker (1/2/05 at Baltimore), long 95t
 205 Albert Johnson (9/29/02 at Kansas City), long 49
 204 Gene Milton (9/21/68 vs. Oakland), long

- 193 Brock Marion (10/23/00 at N.Y. Jets),
long 47

MOST KICKOFF RETURN TOUCHDOWNS

Career

- 3 Mercury Morris (1969-75)
1 by four players (last – Wes Welker,
1/2/05 at Baltimore)

Season

- 1 Seven times (last – Wes Welker, 1/2/05
at Baltimore)

LONGEST KICKOFF RETURNS

- 105t Mercury Morris (9/14/69 at Cincinnati)
**98t Fulton Walker (1/30/83 vs. Washington)
97t Marc Logan (10/1/89 at Houston)
96t Mercury Morris (12/6/70 vs. Boston)
95t Joe Auer (9/2/66 vs. Oakland)
95 Bobby Neff (9/14/68 vs. Houston)
95t Wes Welker (1/2/05 at Baltimore)

HIGHEST KICKOFF RETURN AVERAGE

Career (minimum 50 returns)

- 26.5 Mercury Morris (1969-75), 111 returns
25.3 Duruel Harris (1976-83, 1985), 56 returns
23.9 Fulton Walker (1981-85), 123 returns

Season (minimum 14 returns)

- 32.9 Duruel Harris (1976), 17 returns, 559 yards
29.6 Gary Davis (1977), 14 returns, 414 yards
29.0 Mercury Morris (1970), 28 returns, 812
yards

Game (minimum 4 returns)

- **47.5 Fulton Walker (1/30/83 vs. Washington),
4-190
42.8 Freddie Solomon (10/9/77 at Baltimore),
4-171
39.3 Brock Marion (10/4/99 vs. Buffalo), 4-157

INTERCEPTIONS

MOST INTERCEPTIONS

Career

- 35 Jake Scott (1970-75)
34 Dick Anderson (1968-77)
29 Glenn Blackwood (1979-87)
29 Sam Madison (1997-04)
29 Patrick Surtain (1998-04)

Season

- 10 Dick Westmoreland (1967), 127 yards
8 Willie West (1966), 62 yards
8 Dick Anderson (1968), 230 yards
8 Dick Anderson (1970), 191 yards
8 Dick Anderson (1973), 163 yards
8 Jake Scott (1974), 75 yards
8 Terrell Buckley (1998), 157 yards
8 Sam Madison (1998), 114 yards

Game

- 4 Dick Anderson (12/3/73 vs. Pittsburgh),
121 yards
3 Willie West (10/23/66 at Houston), 49
yards
3 Dick Westmoreland (1/26/67 vs. Buffalo),
43 yards
3 Charlie Babb (9/22/75 vs. Oakland), 18
yards

- 3 Curtis Johnson (11/9/75 vs. N.Y. Jets),
25 yards
3 Larry Gordon (12/10/78 vs. Oakland),
35 yards
*3 A.J. Duhe (1/23/83 vs. N.Y. Jets), 36
yards
3 William Judson (10/16/83 at N.Y. Jets),
23 yards
3 Louis Oliver (10/4/92 at Buffalo), 170
yards
3 Sam Madison (11/7/99 vs. Tennessee),
101 yards

MOST INTERCEPTIONS BY ROOKIE

Season

- 8 Dick Anderson (1968), 230 yards
5 Lloyd Mumphord (1969), 102 yards
5 Jake Scott (1970), 112 yards
5 Don McNeal (1980), 17 yards

Game

- 2 Dick Anderson (11/24/68 at Boston),
109 yards
2 Jake Scott (12/7/69 vs. Denver), 0
yards
2 Don McNeal (10/12/80 at New
England), 2 yards
2 Jarvis Williams (10/9/88 at L.A.
Raiders), 23 yards

MOST CONSECUTIVE GAMES WITH INTERCEPTION

- 5 Dick Westmoreland (9th through 13th
in 1967)

MOST INTERCEPTION RETURN YARDS

Career

- 792 Dick Anderson (1968-77), 23.3 average
569 Louis Oliver (1989-93, 1995-96), 23.7
average
476 Sam Madison (1997-04), 16.4 average
431 Brock Marion (1998-03), 21.6 average
425 Jake Scott (1970-75), 12.1 average
425 Terrell Buckley (1995-99, 2003), 17.7
average

Season

- 230 Dick Anderson (1968), 8 for 28.8 average
227 Brock Marion (2001), 5 for 45.4 average
200 Louis Oliver (1992), 5 for 40.0 average
198 Jimmy Warren (1966), 5 for 39.6 average

Game

- 170 Louis Oliver (10/4/92 at Buffalo), 3
interceptions
121 Dick Anderson (12/3/73 vs. Pittsburgh),
4 interceptions
109 Dick Anderson (11/24/68 at Boston), 2
interceptions

LONGEST INTERCEPTION RETURNS

- 103t Louis Oliver (10/4/92 at Buffalo), Jim
Kelly
100t Brock Marion (1/6/02 vs. Buffalo),
Travis Brown
96t Dick Anderson (11/24/68 at Boston),
Tom Sherman
91t Terrell Buckley (10/13/96 at Buffalo),
Jim Kelly

- 86t Dick Anderson (12/20/70 vs. Buffalo),
Dennis Shaw
- 86t William Judson (60t), Mike Kozlowski
(26, lateral), (9/9/84 vs. New
England), Steve Grogan
- 76t Troy Vincent (58t), Gene Atkins (18,
lateral), (12/12/94 vs. Kansas City),
Steve Bono
- 74t Terrell Buckley (12/21/03 at Buffalo),
Drew Bledsoe
- 70t Jimmy Warren (11/13/66 at Kansas
City), Len Dawson
- 70 Sammy Knight (11/27/03 at Dallas),
Quincy Carter
- 67t Troy Vincent (9/3/95 vs. N.Y. Jets),
Boomer Esiason
- *62t Dick Anderson (1/2/72 vs. Baltimore),
John Unitas
- 62 Brock Marion (9/22/02 vs. N.Y. Jets),
Chad Pennington
- 61t William Judson (9/8/85 at Houston),
Warren Moon
- 61t Calvin Jackson (11/25/96 vs. Pittsburgh),
Mike Tomczak
- 61 Terrell Buckley (12/13/98 vs. N.Y. Jets),
Vinny Testaverde

TOUCHDOWN INTERCEPTIONS

Career

- 4 Zach Thomas (1996-04)
- 3 Dick Anderson (1968-77)
- 3 Terrell Buckley (1995-99, 2003)
- 2 Dick Westmoreland (1966-69)
- 2 Jimmy Warren (1966-67)
- 2 Bill Stanfill (1969-76)
- 2 Lloyd Mumphord (1969-74)
- 2 Mike Kozlowski (1979-86)
- 2 Don McNeal (1980-89)
- 2 William Judson (1982-89)
- 2 Louis Oliver (1989-93, 1995-96)
- 2 Troy Vincent (1992-95)
- 2 Sam Madison (1997-04)
- 2 Brock Marion (1998-03)
- 2 Patrick Surtain (1998-04)

Season

- 2 Bill Stanfill (1969), 15,17 yards
- 2 Dick Anderson (1973), 27,38 yards
- 2 Mike Kozlowski (1983), 35,38 yards
- 2 Zach Thomas (1998), 17,1 yards
- 2 Brock Marion (2001), 26,100 yards

Game

- 2 Dick Anderson (12/3/73 vs. Pittsburgh)
- 2 Mike Kozlowski (12/16/83 vs. N.Y.

Jets)

SACKS

MOST SACKS

Career

- 80½ Jason Taylor (1997-04)
- 67½ Bill Stanfill (1969-76)
- 65½ Doug Betters (1978-87)
- 64 Vern Den Herder (1971-81)
- 59½ Jeff Cross (1988-95)

Season

- 18½ Bill Stanfill (1973)

- 18½ Jason Taylor (2002)
- 16½ Trace Armstrong (2000)
- 16 Doug Betters (1983)
- 15 Adewale Ogunleye (2003)

Game

- 5 Bill Stanfill (10/7/73 vs. N.Y. Jets)
- 5 Vern Den Herder (10/21/73 vs. Buffalo)
- 5 Bill Stanfill (11/17/74 vs. Buffalo)
- 4 Vern Den Herder (9/22/74 at Buffalo)
- 4 Vern Den Herder (11/11/79 vs. Baltimore)
- 4 Doug Betters (9/4/83 at Buffalo)
- 4 E.J. Junior (10/6/91 at New England)

MOST SACKS BY ROOKIE

Season

- 8 Bill Stanfill (1969)
- 8 Lorenzo Bromell (1998)
- 7 A.J. Duhe (1977)
- 6 Marco Coleman (1992)
- 5 Derrick Rodgers (1997)
- 5 Jason Taylor (1997)

Game

- 3 A.J. Duhe (11/6/77 at N.Y. Jets)
- 3 Marco Coleman (10/25/92 vs. Indianapolis)
- 2 Bill Stanfill (10/26/69 vs. Buffalo)
- 2 Bob Baumhower (11/20/77 at Cincinnati)
- 2 A.J. Duhe (12/11/77 at New England)
- 2 Doug Betters (10/29/78 vs. Baltimore)
- 2 Charles Bowser (1/2/83 at Baltimore)
- 2 John Bosa (12/17/87 vs. N.Y. Jets)
- 2 Marco Coleman (11/1/92 at N.Y. Jets)
- 2 Shane Burton (12/1/96 at Oakland)
- 2 Derrick Rodgers (10/12/97 at N.Y. Jets)
- 2 Lorenzo Bromell (9/13/98 vs. Buffalo)
- 2 Lorenzo Bromell (11/29/98 vs. New Orleans)

FUMBLES

MOST FUMBLES

Career

- 106 Dan Marino (1983-99)
- 52 Bob Griese (1967-80)
- 34 Tony Nathan (1979-87)
- 29 Mercury Morris (1969-75)
- 27 Jay Fiedler (2000-04)

Season

- 10 A.J. Feeley (2004)
- 9 Bob Griese (1971)
- 9 Tony Nathan (1980)
- 9 Dan Marino (1985)
- 9 Dan Marino (1986)
- 9 Dan Marino (1994)
- 9 Dan Marino (1998)
- 9 Jay Fiedler (2004)
- 8 Six times (last – Ray Lucas, 2002)

Game

- 4 Craig Erickson (10/6/96 vs. Seattle)
- 3 Rick Norton (9/9/66 vs. N.Y. Jets)
- 3 Rick Norton (11/9/69 at Boston)
- 3 Mercury Morris (11/15/70 vs. New Orleans)
- 3 Tony Nathan (11/30/80 vs. San Diego)
- 3 Scott Schwedes (12/13/87 at Philadelphia)
- 3 Dan Marino (10/27/97 vs. Chicago)
- 3 Lamont Brightful (9/19/04 at Cincinnati)
- 3 A.J. Feeley (9/26/04 vs. Pittsburgh)

MOST FUMBLES BY ROOKIE

Season

- 8 Tony Nathan (1979)
- 7 Scott Schwedes (1987)
- 6 Bob Griese (1967)
- 6 Rick Norton (1966)
- 6 Troy Stradford (1987)

Game

- 3 Rick Norton (9/9/66 vs. N.Y. Jets)
- 3 Scott Schwedes (12/13/87 at Philadelphia)

MOST OWN FUMBLE RECOVERIES

Career

- 38 Dan Marino (1983-99)
- 23 Bob Griese (1967-80)

Season

- 7 Dan Marino (1988)
- 6 Bob Griese (1971)
- 4 Rick Norton (1969)
- 4 Dan Marino (1986)

Game

- 3 Rick Norton (11/9/69 at Boston)
- 3 Craig Erickson (10/6/96 vs. Seattle)
- 3 Lamont Brightful (9/19/04 at Cincinnati)

MOST OPPONENT FUMBLE RECOVERIES

Career

- 19 Jason Taylor (1997-04)
- 17 Dick Anderson (1968-77)
- 17 Bob Baumhower (1977-86)
- 14 Vern Den Herder (1971-81)
- 12 Larry Gordon (1976-82)

Season

- 6 Dick Anderson (1972)
- 5 Bud Brown (1985)
- 4 11 times (last – Jason Taylor, 2001)

Game

- 2 Tom Nomina (11/13/66 at Kansas City), 0 yards
- 2 Art Powell (10/18/70 at Buffalo), 0 yards
- 2 Jim Riley (11/7/76 vs. Buffalo), 0 yards
- 2 Jeris White (11/28/76 at Cleveland), 0 yards
- 2 Bob Baumhower (12/11/77 at New England), 0 yards
- 2 Tim Foley (11/29/79 vs. New England), 2 yards
- 2 Glenn Blackwood (10/19/80 vs. Buffalo), 0 yards
- 2 Doug Betters (11/6/83 at San Francisco), 0 yards
- 2 Bud Brown (9/8/85 vs Houston), 6 yards
- 2 Bryan Cox (10/31/93 vs. Kansas City), 1 yard
- 2 Jason Taylor (10/7/01 vs. New England), 1 yard, 1 TD

LONGEST FUMBLE RETURN

- 68 A.J. Duhe (10/15/78 at San Diego), Dan Fouts

FUMBLE RETURNS FOR TOUCHDOWNS

- 59t Trell Hooper (10/11/87 vs. Kansas City), Robert Parker
- 55t Liffort Hobley (10/11/87 vs. Kansas City), Chris Smith

- 44t Don Bessillieu (10/19/80 vs. Buffalo), Joe Cribbs
- 37t Pat Johnson (12/24/95 at St. Louis), Todd Kinchen
- 35t Dick Anderson (10/15/72 vs. San Diego), Mike Garrett
- 34t Jason Taylor (11/27/03 at Dallas), Quincy Carter
- 29t Jason Taylor (10/1/00 at Cincinnati), Akili Smith
- 25t Mike Kozlowski (12/6/81 vs. New England), Sam Cunningham
- 22t Terrell Buckley (10/27/97 vs. Chicago), Ricky Proehl
- 21t Bob Baumhower (10/7/84 at Pittsburgh), Mark Malone
- 20t Sam Madison (10/8/00 vs. Buffalo), Sammy Morris
- 19t Liffort Hobley (10/9/88 at L.A. Raiders), Vance Mueller
- 13t Nick Buoniconti (9/30/73 vs. New England), John Tarver
- 13t Bob Baumhower (10/9/78 vs. Cincinnati), Dave Turner
- 13t Brian Sochia (12/30/90 vs. Indianapolis), Jeff George
- 10t Willie West (10/6/68 at Houston), Bob Davis
- 10t Sean Hill (9/1/96 vs. New England), Louis Oliver
- 7t Bob Brudzinski (10/27/85 at Detroit), Eric Hipple
- 4t O.J. McDuffie (10/12/97 at N.Y. Jets), Charles Jordan
- 4t Jason Taylor (9/13/99 at Denver), Brian Griese
- 2t Randy McMichael (10/12/03 at Jacksonville), Obafemi Ayanbadejo
- 1t Cliff Odom (10/28/90 at Indianapolis), Jack Trudeau
- 1t Jason Taylor (10/7/01 vs. New England), Tom Brady
- 1t Derrick Pope (11/28/04 at San Francisco), Tim Rattay
- 0t Chuck Klingbeil (9/22/91 vs. Green Bay), Don Majkowski
- 0t Scott Miller (9/1/96 vs. New England), Stanley Pritchett
- 0t Tim Bowens (11/30/97 at Oakland), Jeff George
- 0t Travis Minor (10/28/01 at Seattle), Jay Fiedler
- 0t Trent Gamble (9/8/02 vs. Detroit), Chris Cash

TOUCHDOWN FUMBLE RETURNS

Career

- 4 Jason Taylor (1997-04)
- 2 Bob Baumhower (1977-86)
- 2 Liffort Hobley (1987-93)

TAKEAWAYS

(interceptions/fumble recoveries)

MOST TAKEAWAYS

Career

- 51 Dick Anderson (1968-77), 34 INTs, 17 FRs
- 42 Jake Scott (1970-75), 35 INTs, 7 FRs
- 41 Glenn Blackwood (1979-87), 29 INTs, 12 FRs
- 33 Sam Madison (1997-04), 29 INTs, 4 FRs
- 33 Patrick Surtain (1998-04), 29 INTs, 4 FRs

Season

- 11 Dick Anderson (1970), 8 INTs, 3 FRs
- 11 Jake Scott (1974), 8 INTs, 3 FRs
- 10 Dick Westmoreland (1967), 10 INTs
- 9 Dick Anderson (1968), 8 INTs, 1 FR
- 9 Dick Anderson (1972), 3 INTs, 6 FRs
- 9 Terrell Buckley (1998), 8 INTs, 1 FR

Game

- 4 Dick Anderson (12/3/73 vs. Pittsburgh), 4 INTs
- 4 Jeris White (11/26/76 at Cleveland), 2 INTs, 2 FRs

MOST TAKEAWAYS BY ROOKIE

Season

- 9 Dick Anderson (1968), 8 INTs, 1 FR
- 7 Lloyd Mumphord (1969), 5 INTs, 2 FRs
- 7 Curtis Johnson (1970), 3 INTs, 4 FRs
- 7 Jarvis Williams (1988), 4 INTs, 3 FRs

Game

- 3 Lloyd Mumphord (12/7/69 vs. Denver), 2 INTs, 1 FR

BLOCKED KICKS

MOST BLOCKED KICKS

Career

- 9 Curtis Johnson (1970-78), 6 FGs, 2 Punts, 1 PAT
- 8 Lloyd Mumphord (1969-74), 7 FGs, 1 Punt
- 5 Vern Den Herder (1971-81), 4 FGs, 1 Punt
- 5 William Judson (1982-89), 3 FGs, 2 Punts
- 5 Jeff Cross (1988-95), 3 FGs, 1 Punt, 1 PAT

Season

- 4 Wahoo McDaniel (1966), 1 FG, 3 PATs
- 3 Frank Cornish (1970), 2 FGs, 1 PAT

- 3 Curtis Johnson (1972), 1 FG, 2 Punts
- 3 Shane Burton (1998), 3 FGs

MOST BLOCKED FIELD GOALS

Career

- 7 Lloyd Mumphord (1969-74)
- 6 Curtis Johnson (1970-78)
- 4 Vern Den Herder (1971-81)
- 4 Bob Baumhower (1977-86)

Season

- 3 Shane Burton (1998)
- 2 Ten times, last 1984

BLOCKED FIELD GOAL RETURNS

- 51t Lloyd Mumphord (12/6/70 vs. Boston), Gino Capelletti
- 47t Curtis Johnson (12/19/71 vs. Green Bay), Tim Webster

SHORT FIELD GOAL RETURNS

- 50 Jake Scott (12/6/70 vs. Boston), Gino Capelletti

MOST BLOCKED PUNTS

Career

- 3 Tim Foley (1970-80)
- 2 Curtis Johnson (1970-78)
- 2 William Judson (1982-89)
- 2 Marc Logan (1989-91)

Season

- 2 Curtis Johnson (1972)
- 2 Tim Foley (1973)
- 2 Marc Logan (1991)

BLOCKED PUNT RETURNS

- 19t Mark Higgs (10/18/90 vs. New England), Brian Hansen
- 8t Tim Foley (11/11/73 vs. Baltimore), David Lee
- *5t Charlie Babb (12/24/72 vs. Cleveland), Don Cockroft
- 5t Tim Foley (11/11/73 vs. Baltimore), David Lee

MOST BLOCKED POINTS AFTER TOUCHDOWNS

Career

- 3 Wahoo McDaniel (1966-68)

TEAM RECORDS

CHAMPIONSHIPS

SUPER BOWL:

- 2 1972, 1973

AMERICAN FOOTBALL CONFERENCE:

- 5 1971, 1972, 1973, 1982, 1984

AFC EASTERN DIVISION:

- 12 1971, 1972, 1973, 1974, 1979, 1981, 1983, 1984, 1985, 1992, 1994, 2000

PLAYOFF BERTHS:

- 21 1970, 1971, 1972, 1973, 1974, 1978, 1979, 1981, 1982, 1983, 1984, 1985,

- 1990, 1992, 1994, 1995, 1997, 1998, 1999, 2000, 2001

GAMES

REGULAR-SEASON RECORD: 353-235-4 (.600)

PLAYOFF RECORD: 20-19 (.513)

OVERALL RECORD: 373-254-4 (.594)

HOME REGULAR-SEASON RECORD:

203-88-3 (.696)

DOLPHINS STADIUM REGULAR-SEASON

RECORD: 93-50 (.650)

HOME PLAYOFF RECORD: 15-6 (.714)

DOLPHINS STADIUM PLAYOFF RECORD:

5-2 (.714)

HOME OVERALL RECORD: 218-94-3 (.697)**DOLPHINS STADIUM OVERALL RECORD:**

98-52 (.653)

ROAD REGULAR-SEASON RECORD:

150-147-1 (.505)

ROAD PLAYOFF RECORD: 5-13 (.278)**ROAD OVERALL RECORD:** 155-160-1 (.492)**MOST WINS IN A SEASON:**

17 in 1972 (14 regular season, 3 playoffs)

16 in 1984 (14 regular season, 2 playoffs)

BEST SEASON WINNING PERCENTAGE:

1.000 in 1972 (14-0 regular season, 3-0 playoffs)

FEWEST WINS IN A SEASON: 3 in 1966 and 1969**LOWEST SEASON WINNING PERCENTAGE:**

.214 in 1966 (3-11)

CONSECUTIVES

MOST WINS:

18 1st in 1972 through 1st in 1973

MOST REGULAR-SEASON WINS:

16 14th in 1971 through 1st in 1973

16 12th in 1983 through 11th in 1984

MOST HOME WINS:

31 10/17/71 through 12/15/74

MOST REGULAR-SEASON HOME WINS:

27 10/17/71 through 12/15/74

MOST ROAD WINS:

9 9/17/72 through 1/14/73

MOST REGULAR-SEASON ROAD WINS:

7 9/17/72 through 12/10/72

7 12/4/83 through 11/4/84

MOST WINS IN A SERIES:

20 vs. Buffalo, 1970-79

MOST PRESEASON WINS:

11 5th in 1975 through 3rd in 1977

MOST LOSSES:

8 2nd through 9th in 1967

MOST REGULAR-SEASON LOSSES:

8 2nd through 9th in 1967

MOST HOME LOSSES:

4 12/23/67 through 9/28/68

4 10/23/88 through 12/4/88

MOST ROAD LOSSES:

10 11/13/66 through 12/3/67

MOST LOSSES IN A SERIES:

8 vs. N.Y. Jets, 1966-69

8 vs. N.Y. Jets, 1998-01

MOST PRESEASON LOSSES:

7 5th in 1988 through 2nd in 1990

5 1st through 5th in 1969

SCORING

MOST POINTS SCORED

Season 513 1984

Game 55 11/24/77 at St. Louis

FEWEST POINTS SCORED

Season 198 1982, 9 games

213 1966

Game 0 15 times, last 12/7/03 at New England

MOST POINTS ALLOWED

Season 407 1967

Game *62 1/15/00 at Jacksonville

58 9/18/66 at Buffalo

51 9/21/86 at N.Y. Jets

50 9/7/86 at San Diego

FEWEST POINTS ALLOWED

Season 131 1982, 9 games

150 1973, 14 games

Game 0 24 times, last 9/3/00 vs. Seattle

MOST POINTS, BOTH TEAMS

Game 96 at N.Y. Jets 51, Miami 45, ot (9/21/86)

81 Buffalo 47, at Miami 34 (12/19/93)

*79 San Diego 41, at Miami 38, ot (1/2/82)

79 L.A. Raiders 45, at Miami 34 (12/2/84)

79 at Miami 41, Tampa Bay 38 (10/20/85)

78 at San Diego 50, Miami 28 (9/7/86)

*78 at Buffalo 44, Miami 34 (1/12/91)

78 at Kansas City 48, Miami 30 (9/29/02)

FEWEST POINTS, BOTH TEAMS

Game 3 at New England 3, Miami 0 (12/12/82)

9 New England 6, at Miami 3 (11/20/88)

12 at Miami 9, Kansas City 3 (10/20/74)

12 Miami 12, at Buffalo 0 (9/4/83)

12 at New England 12, Miami 0 (12/7/03)

MOST DECISIVE WIN

Game 52 52-0 vs. New England (11/12/72)

44 44-0 vs. Baltimore (11/11/73)

43 43-0 at N.Y. Jets (10/19/75)

42 45-3 vs. N.Y. Jets (11/24/86)

42 42-0 vs. Kansas City

(10/11/87)

MOST DECISIVE LOSS

Game *55 62-7 at Jacksonville (1/15/00)

45 48-3 vs. Kansas City (9/28/68)

41 41-0 at Kansas City (10/8/67)

41 41-0 at Indianapolis (12/14/97)

35 35-0 at Baltimore (11/1/70)

35 42-7 at Kansas City (10/13/91)

*35 38-3 at Denver (1/9/99)

MOST TOUCHDOWNS SCORED

Season 70 1984

Game 8 11/24/77 at St. Louis

FEWEST TOUCHDOWNS SCORED

Season 26 1966

MOST TOUCHDOWNS ALLOWED

Season 53 1967

Game 8 9/18/66 at Buffalo

*8 1/15/00 at Jacksonville

FEWEST TOUCHDOWNS ALLOWED

Season 15 1973

MOST TOUCHDOWNS SCORED BY

Rushing

Season 26 1972, 1975

Game 4 Eight times, last 12/10/89 vs.
New England

Passing

Season 49 1984

Game 6 11/24/77 at St. Louis

6 9/21/86 at N.Y. Jets

Interception

Season 5 2001

4 1966, 1998

Game 2 12/3/73 vs. Pittsburgh

2 9/12/82 at N.Y. Jets

2 12/16/83 vs. N.Y. Jets

2 12/6/98 at Oakland

Kickoff Return 1 Nine times, last 2004

Punt Return 2 1993

Fumble Return

Season 3 1997

2 1987, 1990, 1996, 2000,
2001, 2003

Game 2 10/11/87 vs. Kansas City

2 9/1/96 vs. New England

Blocked Punt Return

Season 2 1973

Game 2 11/11/73 vs. Baltimore

FEWEST TOUCHDOWNS SCORED BY

Rushing 5 1966

Passing 12 1969

MOST TOUCHDOWNS ALLOWED BY

Rushing

Season 23 1986

Game 5 9/4/88 at Chicago

Passing

Season 31 1967

Game 5 Six times, last 9/29/02 at
Kansas City

Interception

Season 8 2004

Game 2 12/18/88 at Pittsburgh

2 11/23/97 at New England

2 10/17/99 at New England

2 11/18/01 vs. N.Y. Jets

Kickoff Return 2 1994

Punt Return 1 Seven times, last 12/18/94
at Indianapolis

Fumble Return 2 1991, 1992, 1993, 1998, 1999

Blocked FG

Return 1 1979, 1989

FEWEST TOUCHDOWNS ALLOWED BY

Rushing 6 1998, 1999

Passing 5 1973

MOST POINTS AFTER TOUCHDOWN SCORED

Season 66 1984

Game 7 11/12/72 vs. New England

7 11/24/77 at St. Louis

7 9/3/95 vs. N.Y. Jets

7 9/8/02 vs. Detroit

MOST POINTS AFTER TOUCHDOWN SCORED, OPPONENT

Season 47 1967

Game *8 1/15/00 at Jacksonville

7 9/18/66 at Buffalo

MOST FIELD GOALS SCORED

Season 39 1999

Game 6 10/17/99 at New England

MOST FIELD GOALS SCORED, OPPONENT

Season 31 1999

Game 5 9/28/69 at Houston

5 9/25/88 at Indianapolis

*5 1/17/93 vs. Buffalo

5 10/13/02 at Denver

5 9/7/03 vs. Houston

MOST SAFETIES SCORED

Season 2 1978

Game 1 15 times, last 1/2/05 at
Baltimore

MOST SAFETIES SCORED, OPPONENT

Season 2 Six times, last 2003

Game 1 21 times, last 12/28/03 vs.
N.Y. Jets

MOST TWO-POINT CONVERSION ATTEMPTS

Season 10 1994

Game 4 at Indianapolis, 11/26/95

MOST TWO-POINT CONVERSION ATTEMPTS, OPPONENT

Season 5 1995

Game 2 Three times, last 11/8/98 vs.
Indianapolis

MOST TWO-POINT CONVERSIONS

Season 6 1994

Game 2 at Indianapolis, 11/26/95

MOST TWO-POINT CONVERSIONS, OPPONENT

Season 2 Three times, last 2002

Game 1 10 times, last 12/29/02 at
New England

SCORE BY QUARTERS, DOLPHINS

1st – 21 12/20/70 vs. Buffalo

21 10/2/77 vs. Houston

21 12/5/04 vs. Buffalo

2nd – 28 12/17/67 vs. Boston

24 10/23/77 vs. Seattle

24 10/29/78 vs. Baltimore

24 11/20/83 vs. Baltimore

24 10/9/88 at L.A. Raiders

24 12/1/91 vs. Tampa Bay

3rd – 21 11/3/74 vs. Atlanta

21 9/12/82 at N.Y. Jets

21 9/2/84 at Washington

21 10/11/87 vs. Kansas City

21 11/12/89 at N.Y. Jets

	21	10/18/92 vs. New England
	21	12/12/94 vs. Kansas City
	21	9/3/95 vs. N.Y. Jets
	21	10/29/00 vs. Green Bay
4th –	25	10/10/99 at Indianapolis
	24	11/25/01 at Buffalo
	*22	12/30/95 at Buffalo
	21	9/30/73 vs. New England
	21	9/29/74 at San Diego
	21	12/2/01 vs. Denver
	21	12/10/01 vs. Indianapolis
	21	1/6/02 vs. Buffalo

SCORE BY QUARTERS, OPPONENT

1st –	24	9/28/68 vs. Kansas City
	*24	1/2/82 vs. San Diego
	*24	1/15/00 at Jacksonville
2nd –	31	12/14/97 at Indianapolis
	28	9/21/86 at N.Y. Jets
3rd –	21	12/19/93 vs. Buffalo
	21	12/4/94 vs. Buffalo
4th –	30	10/23/00 at N.Y. Jets
	28	10/2/66 at San Diego
	28	12/15/91 at San Diego

SCORE BY QUARTERS, BOTH TEAMS

1st –	35	12/5/04 vs. Buffalo
		Miami 21, Buffalo 14
	27	9/28/68 vs. Kansas City
		Kansas City 24, Miami 3
2nd –	42	9/21/86 at N.Y. Jets
		N.Y. Jets 28, Miami 14
	35	9/3/95 vs. N.Y. Jets
		Miami 21, N.Y. Jets 14
3rd –	29	9/4/94 vs. New England
		Miami 15, New England 14
	28	12/10/67 vs. San Diego
		Miami 14, San Diego 14
	28	12/19/93 vs. Buffalo
		Buffalo 21, Miami 7
	28	11/27/94 at N.Y. Jets
		Miami 14, N.Y. Jets 14
4th –	39	10/10/99 at Indianapolis
		Miami 25, Indianapolis 14
	37	10/23/00 at N.Y. Jets
		N.Y. Jets 30, Miami 7

MOST CONSECUTIVE QUARTERS HELD SCORELESS, DOLPHINS

13 1973, 3rd Q in 8th through 3rd Q in 11th

MOST CONSECUTIVE QUARTERS HELD SCORELESS, OPPONENT

11 1970, 1st Q in 6th through 3rd Q in 8th

SCORE BY HALVES, DOLPHINS

1st –	35	12/17/67 vs. Boston
	31	12/20/70 vs. Buffalo
	31	12/2/85 vs. Chicago
	31	12/7/86 at New Orleans
2nd –	31	9/22/85 vs. Kansas City
	31	12/12/94 vs. Kansas City
	31	9/3/95 vs. N.Y. Jets
	29	9/4/94 vs. New England
	29	9/25/94 at Minnesota

SCORE BY HALVES, OPPONENT

1st –	48	9/18/66 at Buffalo
-------	----	--------------------

2nd –	38	10/2/66 at San Diego
	35	12/4/94 vs. Buffalo
	31	10/3/76 vs. Los Angeles

SCORE BY HALVES, BOTH TEAMS

1st –	58	9/18/66 at Buffalo
		Buffalo 48, Miami 10
	52	9/21/86 at N.Y. Jets
		N.Y. Jets 31, Miami 21
2nd –	52	10/9/83 vs. Buffalo
		Miami 28, Buffalo 24

TIME OF POSSESSION (SINCE 1977)

HIGHEST TIME OF POSSESSION

Season	32:38	1979
Game	43:39	12/7/87 vs. N.Y. Jets
	41:55	12/16/96 vs. Buffalo
	41:17	10/28/79 vs. Green Bay
	41:05	10/28/90 at Indianapolis
	40:56	10/9/83 vs. Buffalo (OT)

LOWEST TIME OF POSSESSION

Season	27:02	1988
Game	14:28	9/4/88 at Chicago
	16:32	10/1/89 at Houston
	18:02	10/27/96 vs. Dallas
	19:34	11/1/92 at N.Y. Jets
	19:42	9/23/90 at N.Y. Giants

HIGHEST TIME OF POSSESSION ALLOWED

Season	32:58	1988
Game	46:29	10/4/81 vs. N.Y. Jets (OT)
	45:32	9/4/88 at Chicago
	44:53	10/27/97 vs. Chicago (OT)
	43:28	10/1/89 at Houston
	42:28	12/9/90 vs. Philadelphia (OT)

LOWEST TIME OF POSSESSION ALLOWED

Season	27:22	1979
Game	16:21	12/7/87 vs. N.Y. Jets
	18:05	12/16/96 vs. Buffalo
	18:43	10/28/79 vs. Green Bay
	18:55	10/28/90 at Indianapolis
	19:10	9/21/03 vs. Buffalo

SCORING DRIVES

LONGEST SCORING DRIVES

By Plays	17	10/27/80 at N.Y. Jets (TD, 87 yards, 5:21)
	17	11/20/83 vs. Baltimore (TD, 88 yards, 6:54)
	17	10/16/88 vs. San Diego (FG, 82 yards, 8:48)
	17	9/30/90 at Pittsburgh (TD, 73 yards, 8:07)
	17	11/6/94 vs. Indianapolis (FG, 68 yards, 9:15)
By Yards	99	9/10/78 at Baltimore (TD, 7 plays, 3:53)
	99	9/24/89 vs. N.Y. Jets (TD, 7 plays, 1:27)
	97	12/15/02 vs. Oakland (TD, 13 plays, 7:53)
By Time of Possession		
	10:30	10/16/94 vs. L.A. Raiders (FG, 10 plays, 65 yards)

	10:16	12/10/01 vs. Indianapolis (TD, 15 plays, 78 yards)
	10:01	10/27/74 vs. Baltimore (FG, 16 plays, 73 yards)
LONGEST SCORING DRIVES, OPPONENTS		
Plays	20	11/24/97 at Chicago (FG, 77 yards, 11:07)
	19	Six times, last: 10/7/90 vs. N.Y. Jets (FG, 90 yards, 8:36)
Yards	99	12/11/76 vs. Minnesota (TD, 16 plays, 9:07)
	99	10/27/80 at N.Y. Jets (TD, 17 plays, 9:22)
	99	9/30/01 at St. Louis (TD, 11 plays, 5:36)
Time of Possession		
	12:45	12/14/75 at Baltimore (FG, 17 plays, 82 yards)
	11:07	11/24/91 at Chicago (FG, 20 plays, 77 yards)
	11:05	12/16/01 at San Francisco (TD, 17 plays, 98 yards)

FIRST DOWNS

MOST FIRST DOWNS

Season	387	1984
Game	34	11/24/77 at St. Louis
	34	12/12/88 vs. Cleveland

FEWEST FIRST DOWNS

Season	200	1966
Game	6	11/14/99 at Buffalo
	7	10/3/70 vs. Oakland
	7	9/23/90 at N.Y. Giants
	7	12/7/03 at New England
	8	9/24/67 vs. Kansas City
	8	10/12/80 at New England

MOST FIRST DOWNS ALLOWED

Season	359	1988
Game	39	11/27/88 at N.Y. Jets
	*34	1/2/82 vs. San Diego
	34	11/18/84 at San Diego

FEWEST FIRST DOWNS ALLOWED

Season	186	1972
Game	4	11/11/73 vs. Baltimore
	5	9/2/79 at Buffalo
	7	9/24/72 vs. Houston
	7	10/28/90 at Indianapolis

MOST FIRST DOWNS, BOTH TEAMS

Season	701	1984
Game	*59	1/2/82 vs. San Diego
	59	10/9/83 vs. Buffalo
	59	11/27/88 at N.Y. Jets

FEWEST FIRST DOWNS, BOTH TEAMS

Season	312	1982
Game	15	11/9/69 at Boston
	21	Three times, last 11/11/73 vs. Baltimore

MOST FIRST DOWNS BY

Rushing		
Season	170	1972
Game	19	10/29/72 at Baltimore

	19	11/24/77 at St. Louis
Passing		
Season	250	1986
Game	26	12/12/88 vs. Cleveland
	24	9/15/85 vs. Indianapolis
	24	9/21/86 at N.Y. Jets
	24	11/16/86 at Buffalo
	24	9/24/89 vs. N.Y. Jets

Penalty		
Season	31	1979, 1983, 2004
Game	6	12/4/66 at Denver
	6	11/26/67 vs. Buffalo
	6	9/8/96 at Arizona

FEWEST FIRST DOWNS BY

Rushing		
Season	65	1967
Game	0	10/15/67 at Boston
	*0	1/15/00 at Jacksonville
	*0	1/6/01 at Oakland
	0	9/19/04 at Cincinnati

Passing		
Season	91	1973
Game	1	9/4/83 at Buffalo

Penalty		
Season	13	1973

MOST FIRST DOWNS ALLOWED BY

Rushing		
Season	155	1988
Game	**24	1/30/83 vs. Washington
	*18	12/30/95 at Buffalo
	17	Three times, last 1988

Passing		
Season	205	1993
Game	23	11/27/88 at N.Y. Jets
	*21	1/2/82 vs. San Diego
	21	10/4/92 at Buffalo
	21	10/23/00 at N.Y. Jets (OT)

Penalty		
Season	41	2000
Game	7	10/9/83 vs. Buffalo
	7	10/23/00 at N.Y. Jets (OT)

FEWEST FIRST DOWNS ALLOWED BY

Rushing		
Season	66	1969
Game	0	12/20/70 vs. Buffalo
	0	10/13/74 at Washington
	*0	1/9/00 at Seattle
	0	9/14/03 at N.Y. Jets

Passing		
Season	78	1973
Game	0	12/8/68 vs. Boston
	1	11/5/79 vs. Houston
	1	12/12/82 at New England

Penalty		
Season	8	1973, 1974

TOTAL NET YARDS

MOST NET YARDS GAINED

Season	6,936	1984
Game	584	10/23/88 vs. N.Y. Jets
	*569	1/6/85 vs. Pittsburgh
	552	9/30/84 at St. Louis
	552	10/21/84 at New England

FEWEST NET YARDS GAINED

Season	3,458	1966
Game	88	10/12/80 at New England
	101	11/14/99 at Buffalo
	111	9/9/66 vs. N.Y. Jets

MOST NET YARDS ALLOWED

Season	6,050	1986
Game	597	11/27/88 at N.Y. Jets
	593	10/3/76 vs. Los Angeles
	582	9/1/91 at Buffalo
	581	9/21/86 at N.Y. Jets
	*564	1/2/82 vs. San Diego

FEWEST NET YARDS ALLOWED

Season	3,281	1973
Game	76	10/21/73 vs. Buffalo
	117	10/17/71 vs. New England
	118	10/16/66 vs. Denver
	118	9/21/03 vs. Buffalo
	121	9/2/79 at Buffalo

MOST NET YARDS GAINED, BOTH TEAMS

Season	12,374	1986
Game	1,066	9/21/86 at N.Y. Jets
	*1,038	12/30/95 at Buffalo
	1,037	11/27/88 at N.Y. Jets
	*1,036	1/2/82 vs. San Diego

FEWEST NET YARDS GAINED, BOTH TEAMS

Season	4,970	1982
Game	335	10/16/66 vs. Denver

RUSHING

MOST RUSHING YARDS

Season	2,960	1972
Game	315	11/11/73 vs. Baltimore
	304	12/3/72 at New England
	302	11/7/71 vs. Buffalo
	301	9/30/73 vs. New England

FEWEST RUSHING YARDS

Season	1,205	1988
Game	14	11/19/90 vs. L.A. Raiders
	*14	1/9/99 at Denver
	*21	1/15/00 at Jacksonville
	23	9/24/67 vs. Kansas City
	23	11/29/87 at Buffalo
	23	12/19/93 vs. Buffalo

MOST RUSHING YARDS ALLOWED

Season	2,506	1988
Game	*341	12/30/95 at Buffalo
	305	12/18/88 at Pittsburgh
	280	10/29/89 at Buffalo
	279	12/3/67 at Houston

FEWEST RUSHING YARDS ALLOWED

Season	1,430	1994
Game	16	9/2/66 vs. Oakland
	18	10/18/92 vs. New England
	21	9/14/03 at N.Y. Jets
	26	10/13/74 at Washington
	26	12/19/99 vs. San Diego

MOST RUSHING YARDS, BOTH TEAMS

Season	4,627	1978
Game	487	12/5/76 vs. Buffalo

444 9/30/73 vs. New England

FEWEST RUSHING YARDS, BOTH TEAMS

Season	2,629	1982
Game	74	11/23/98 at New England
	79	12/19/99 vs. San Diego
	81	9/22/91 vs. Green Bay
	84	12/24/00 at New England
	89	12/22/97 vs. New England

MOST RUSHING ATTEMPTS

Season	613	1972
Game	58	10/5/75 at Green Bay
	56	9/12/82 at N.Y. Jets
	55	11/24/77 at St. Louis

FEWEST RUSHING ATTEMPTS

Season	326	1967
Game	*8	1/8/95 at San Diego
	**9	1/20/85 vs. San Francisco
	9	9/7/86 at San Diego
	10	9/4/88 at Chicago
	10	12/2/90 at Washington

MOST RUSHING ATTEMPTS, OPPONENT

Season	557	1988
Game	*59	1/12/86 vs. New England
	54	9/4/88 at Chicago
	**52	1/30/83 vs. Washington
	*52	12/30/95 at Buffalo
	51	Five times, last 1989

FEWEST RUSHING ATTEMPTS, OPPONENT

Season	293	1982
Game	7	9/4/94 at Green Bay
	11	9/14/03 at N.Y. Jets
	12	10/10/70 at N.Y. Jets
	12	12/7/87 vs. N.Y. Jets
	12	10/28/90 at Indianapolis

HIGHEST RUSHING AVERAGE

Season	5.00	1971
	4.97	1973

LOWEST RUSHING AVERAGE

Season	3.13	1997
	3.27	1999

HIGHEST RUSHING AVERAGE, OPPONENT

Season	4.88	1968
--------	------	------

LOWEST RUSHING AVERAGE, OPPONENT

Season	3.29	2003
	3.52	1979

PASSING

MOST NET YARDS PASSING

Season	5,018	1984
Game	521	10/23/88 vs. N.Y. Jets
	456	9/4/94 vs. New England
	446	9/24/89 vs. N.Y. Jets
	442	10/1/95 at Cincinnati
	*435	1/6/85 vs. Pittsburgh
	435	9/21/86 at N.Y. Jets

FEWEST NET YARDS PASSING

Season	1,582	1973
Game	22	11/23/69 vs. Houston
	*26	12/30/73 vs. Oakland
	26	9/4/83 at Buffalo

MOST NET YARDS PASSING ALLOWED

Season	3,655	1996
Game	449	9/21/86 at N.Y. Jets
	427	10/1/67 at N.Y. Jets
	426	10/3/76 vs. Los Angeles
	426	11/27/88 at N.Y. Jets
	418	9/4/94 vs. New England

FEWEST NET YARDS PASSING ALLOWED

Season	1,290	1973
Game	1	10/21/73 vs. Buffalo
	11	11/5/79 vs. Houston
	13	12/12/82 at New England
	20	11/11/73 vs. Baltimore
	24	10/22/72 vs. Buffalo

MOST NET YARDS PASSING, BOTH TEAMS

Season	8,336	1986
Game	884	9/21/86 at N.Y. Jets

FEWEST NET YARDS PASSING, BOTH TEAMS

Season	2,341	1982
	2,872	1973
Game	72	12/12/82 at New England

MOST GROSS YARDS PASSING

Season	5,146	1984
Game	521	10/23/88 vs. N.Y. Jets
	473	9/4/94 vs. New England
	470	12/2/84 vs. L.A. Raiders
	450	10/1/95 at Cincinnati
	448	9/21/86 at N.Y. Jets

FEWEST GROSS YARDS PASSING

Season	1,675	1973
Game	*34	12/30/73 vs. Oakland
	46	9/4/83 at Buffalo
	46	12/21/03 at Buffalo

MOST GROSS YARDS PASSING ALLOWED

Season	3,888	1996
Game	479	9/21/86 at N.Y. Jets
	440	10/1/67 at N.Y. Jets
	436	10/3/76 vs. Los Angeles
	*433	11/2/82 vs. San Diego
	433	11/27/88 at N.Y. Jets

FEWEST GROSS YARDS PASSING ALLOWED

Season	1,604	1973
Game	13	12/12/82 at New England
	25	11/5/79 vs. Houston
	35	12/9/73 at Baltimore
	45	10/22/72 vs. Buffalo

MOST PASS ATTEMPTS

Season	645	1986
Game	*66	12/30/95 at Buffalo
	60	10/23/88 vs. N.Y. Jets
	60	11/23/97 at New England
	59	12/29/93 vs. Buffalo
	58	9/28/86 vs. San Francisco

FEWEST PASS ATTEMPTS

Season	256	1973
Game	*6	12/30/73 vs. Oakland
	**7	1/13/74 vs. Minnesota
	10	11/9/69 at Boston
	10	11/22/73 at Dallas

MOST PASS ATTEMPTS, OPPONENT

Season	577	1994
Game	59	10/23/00 at N.Y. Jets (OT)

58	10/4/92 at Buffalo
56	11/18/84 at San Diego

FEWEST PASS ATTEMPTS, OPPONENT

Season	320	1973
Game	5	12/12/82 at New England

MOST PASS COMPLETIONS

Season	392	1986
Game	39	11/16/86 at Buffalo
	38	11/23/97 at New England
	35	12/2/84 vs. L.A. Raiders
	35	9/28/86 vs. San Francisco
	35	10/23/88 vs. N.Y. Jets
	35	12/3/95 vs. Atlanta

FEWEST PASS COMPLETIONS

Season	133	1973
Game	3	10/15/73 at Cleveland
	*3	12/30/73 vs. Oakland

MOST PASS COMPLETIONS, OPPONENT

Season	334	1994
Game	38	10/9/83 vs. Buffalo
	37	11/18/84 at San Diego

FEWEST PASS COMPLETIONS, OPPONENT

Season	151	1973
Game	2	11/9/69 at Boston
	2	12/12/82 at New England
	4	11/14/76 at Pittsburgh

INTERCEPTIONS

MOST INTERCEPTIONS

Season	32	1978, 458 yards
Game	6	12/3/73 vs. Pittsburgh
	6	10/19/75 at N.Y. Jets
	6	9/10/78 at Baltimore
	6	11/21/82 at Buffalo
	6	10/16/83 at N.Y. Jets
	6	12/6/98 at Oakland

FEWEST INTERCEPTIONS

Season	10	1997, 92 yards
	11	1976, 144 yards

MOST INTERCEPTIONS, OPPONENT

Season	32	1966, 370 yards
Game	6	11/13/66 at Kansas City

FEWEST INTERCEPTIONS, OPPONENT

Season	10	1971, 166 yards
--------	----	-----------------

MOST INTERCEPTION RETURN YARDS

Season	522	1966
Game	218	10/4/92 at Buffalo

FEWEST INTERCEPTION RETURN YARDS

Season	92	1997, 2004
	124	1977

MOST INTERCEPTION RETURN YARDS, OPPONENT

Season	596	1969
Game	160	11/23/97 at New England
	151	12/2/84 vs. L.A. Raiders
	151	11/18/01 vs. N.Y. Jets

FEWEST INTERCEPTION RETURN YARDS, OPPONENT

Season	96	1982
--------	----	------

PENALTIES

MOST PENALTIES

Season	115	2000, 920 yards
	112	2004, 852 yards
	111	1996, 852 yards
	111	1999, 936 yards
Game	14	10/1/95 at Cincinnati
	14	11/3/96 at New England
	13	11/26/95 at Indianapolis
	13	10/27/97 vs. Chicago (OT)
	13	10/17/99 at New England
	13	10/23/00 at N.Y. Jets (OT)
	13	9/11/04 vs. Tennessee

MOST YARDS PENALIZED

Season	936	1999, on 111
Game	149	10/12/03 at Jacksonville
	143	10/1/95 at Cincinnati
	135	10/3/70 vs. Oakland
	132	10/23/88 vs. N.Y. Jets
	128	9/9/01 at Tennessee

FEWEST PENALTIES

Season	48	1968, 485 yards
Game	0	12/23/67 vs. Houston
	0	12/8/68 vs. Boston
	0	9/29/91 at N.Y. Jets
	*0	1/10/93 vs. San Diego
	0	12/21/98 vs. Denver

FEWEST YARDS PENALIZED

Season	416	1973, on 52
Game	0	12/23/67 vs. Houston
	0	12/8/68 vs. Boston
	0	9/29/91 at N.Y. Jets
	*0	1/10/93 vs. San Diego
	0	12/21/98 vs. Denver

MOST PENALTIES, OPPONENT

Season	108	1980, 923 yards
Game	19	12/22/85 vs. Buffalo
	17	10/18/87 at N.Y. Jets
	15	10/11/69 vs. San Diego
	15	10/9/83 vs. Buffalo

MOST YARDS PENALIZED, OPPONENT

Season	923	1980, on 108
Game	156	9/20/69 at Oakland
	144	11/5/67 at Buffalo
	126	11/15/87 vs. Indianapolis

FEWEST PENALTIES, OPPONENT

Season	59	1967, 691 yards
Game	1	12 times, last 11/18/01 vs. N.Y. Jets

FEWEST YARDS PENALIZED, OPPONENT

Season	525	1974, on 67
Game	5	Five times, last 12/22/86 vs. New England

MOST PENALTIES, BOTH TEAMS

Season	219	2004, 1,704 yards
Game	26	12/22/85 vs. Buffalo
	23	11/10/85 vs. N.Y. Jets
	22	10/18/87 at N.Y. Jets
	22	12/1/96 at Oakland

MOST YARDS PENALIZED, BOTH TEAMS

Season	1,739	1998, on 203
	1,713	2000, on 201
Game	230	10/3/70 vs. Oakland
	227	11/30/69 vs. Boston (at Tampa)

FEWEST PENALTIES, BOTH TEAMS

Season	112	1967, 1,181 yards
Game	2	12/23/67 vs. Houston
	2	11/11/73 vs. Baltimore
	2	12/12/82 at New England

FEWEST YARDS PENALIZED, BOTH TEAMS

Season	1,032	1973, on 113
Game	10	11/11/73 vs. Baltimore
	10	12/12/82 at New England
	20	12/8/68 vs. Boston

PUNTING

MOST PUNTS

Season	99	2004
Game	11	12/7/03 at New England

MOST PUNT YARDS

Season	4,107	2004, 41.5 average
Game	483	9/9/66 vs. N.Y. Jets

FEWEST PUNTS

Season	35	1982
Game	0	9/23/79 vs. Chicago
	0	10/12/86 vs. Buffalo
	0	12/12/88 vs. Cleveland
	0	12/28/03 vs. N.Y. Jets

MOST PUNTS, OPPONENT

Season	102	2004
Game	11	11/11/73 vs. Baltimore
	11	12/7/03 at New England

MOST PUNT YARDS OPPONENT

Season	4,177	2004, 41.0 average
Game	475	9/20/98 vs. Pittsburgh

FEWEST PUNTS, OPPONENT

Season	40	1982
Game	0	12/17/67 vs. Boston
	0	9/21/97 at Tampa Bay
	1	14 times, last 10/12/03 at Jacksonville

MOST PUNTS, BOTH TEAMS

Season	201	2004
Game	22	12/7/03 at New England

FEWEST PUNTS, BOTH TEAMS

Season	75	1982
Game	1	10/12/86 vs. Buffalo
	2	9/23/79 vs. Chicago
	2	12/12/88 vs. Cleveland

HIGHEST PUNTING AVERAGE

Season	46.3	1996, 78 punts
x-Game	58.5	9/28/86 vs. San Francisco

HIGHEST PUNTING AVERAGE, OPPONENT

Season	45.3	1998, 88 punts
x-Game	55.5	9/28/68 vs. Kansas City
x-minimum 4 punts		

PUNT RETURNS

MOST PUNT RETURNS

Season	55	1983, 581 yards
Game	7	10/19/69 at Kansas City
	7	9/19/04 at Cincinnati

MOST PUNT RETURN YARDS

Season	581	1983, 55 returns
Game	123	10/19/69 at Kansas City
	123	12/13/93 vs. Pittsburgh

MOST PUNT RETURNS, OPPONENT

Season	45	1981, 286 yards
	45	2004, 258 yards
Game	8	9/9/66 vs. N.Y. Jets

MOST PUNT RETURN YARDS, OPPONENT

Season	424	1999, 42 returns
Game	115	10/12/80 at New England
	110	11/1/70 at Baltimore

KICKOFF RETURNS

MOST KICKOFF RETURNS

Season	72	1999, 1,713 yards
Game	9	9/18/66 at Buffalo
	9	9/7/86 at San Diego
	*9	1/15/00 at Jacksonville

MOST KICKOFF RETURN YARDS

Season	1,713	1999, 72 returns
Game	245	12/5/71 at New England
	229	11/13/66 at Kansas City

MOST KICKOFF RETURNS, OPPONENT

Season	70	1978, 1,459 yards
Game	9	11/24/77 at St. Louis

MOST KICKOFF RETURN YARDS, OPPONENT

Season	1,549	1975, 65 returns
	1,549	1994, 66 returns
Game	251	12/12/94 vs. Kansas City
	207	9/17/67 vs. Denver
	200	11/24/77 at St. Louis

SACKS

MOST SACKS

Season	49	1983, 363 yards
	48	2000, 270 yards
	47	2002, 327 yards
	45	1973, 314 yards
	45	1990, 348 yards
	45	1998, 270 yards
Game	9-59	10/21/73 vs. Buffalo
	8-61	9/20/81 at Houston
	8-57	9/13/98 vs. Buffalo
	8-47	12/6/98 at Oakland
	8-34	11/28/04 at San Francisco

FEWEST SACKS

Season	16	1966, 180 yards
--------	----	-----------------

MOST SACKS, OPPONENT

Season	53	1969, 481 yards
	52	1968, 441 yards
	52	2004, 326 yards
Game	9-53	10/17/99 at New England
	8-83	11/16/69 at Buffalo
	8-80	9/20/70 at Boston

FEWEST SACKS, OPPONENT

Season	7	1988, 41 yards
	10	1989, 86 yards
	11	1982, 87 yards
	13	1973, 93 yards
	13	1987, 101 yards

MOST CONSECUTIVE GAMES WITH NO SACKS ALLOWED

19	5th through 16th in 1988 and 1st through 7th in 1989
----	--

MOST SACKS, BOTH TEAMS

Season	88	2004, 549 yards
--------	----	-----------------

FEWEST SACKS, BOTH TEAMS

Season	31	1988, 208 yards
--------	----	-----------------

FUMBLES

MOST FUMBLES

Season	42	2004
Game	7	10/6/96 vs. Seattle
	6	11/26/89 vs. Pittsburgh
	*6	1/15/00 at Jacksonville

MOST FUMBLES LOST

Season	19	2001
Game	5-5	9/25/83 vs. Kansas City
	*6-5	1/15/00 at Jacksonville
	5-4	11/15/70 vs. New Orleans
	*5-4	1/12/86 vs. New England
	4-4	9/7/86 at San Diego
	5-4	10/18/90 vs. New England
	4-4	12/27/98 at Atlanta

FEWEST FUMBLES

Season	12	2000
--------	----	------

MOST FUMBLES, OPPONENT

Season	39	1983
Game	7	11/7/71 vs. Buffalo
	7	9/18/77 at Buffalo
	7	10/23/83 at Baltimore
	7	12/4/94 vs. Buffalo

MOST FUMBLES LOST, OPPONENT

Season	21	1971, 1978
--------	----	------------

TAKEAWAY/GIVEAWAY

BEST RATIO

Season	+23	1978, 53 TAs, 30 GAs
	+18	1972, 46 TAs, 28 GAs
	+17	1983, 44 TAs, 27 GAs
	+15	2000, 41 TAs, 26 GAs
	+12	1996, 36 TAs, 24 GAs

WORST RATIO

Season	-18	1989, 23 TAs, 41 GAs
	-17	2004, 25 TAs, 42 GAs
	-11	1969, 31 TAs, 42 GAs
	-10	1986, 31 TAs, 42 GAs
	-10	2001, 28 TAs, 38 GAs

MOST TAKEAWAYS

Season	53	1978, 21 FRs, 32 INTs
	46	1966, 15 FRs, 31 INTs
	46	1972, 20 FRs, 26 INTs
	45	1980, 17 FRs, 28 INTs
	44	1983, 18 FRs, 26 INTs

FEWEST TAKEAWAYS

Season	21	1991, 9 FRs, 12 INTs
	23	1989, 8 FRs, 15 INTs
	25	2004, 10 FRs, 15 INTs

MOST TAKEAWAYS, OPPONENT

Season	44	1967, 16 FRs, 28 INTs
--------	----	-----------------------

42	1966, 10 FRs, 32 INTs
42	1969, 13 FRs, 29 INTs
42	1980, 16 FRs, 26 INTs
42	2004, 16 FRs, 26 INTs

FEWEST TAKEAWAYS, OPPONENT

Season	20	1997, 8 FRs, 12 INTs
--------	----	----------------------

COLDEST GAMES

DATE	TEAM	W/L	SCORE	TEMPERATURE- CONDITIONS
12/11/77	at New England	L	10-14	14°, clear
12/12/82	at New England	L	0-3	22°, snowy
12/8/85	at Green Bay	W	34-24	23°, cloudy
12/18/88	at Pittsburgh	L	24-40	23°, overcast, light snow
12/3/89	at Kansas City	L	21-26	23°, clear
12/27/92	at New England (OT)	W	16-13	23°, clear
12/20/79	**at Pittsburgh	L	14-34	24°, hazy and clearing
12/1/02	at Buffalo	L	21-38	25°, snowy
12/17/95	at Buffalo	L	20-23	26°, some sun
11/24/91	at Chicago (OT)	W	16-13	27°, cloudy, flurries
11/5/67	at Buffalo	L	13-35	28°, snow
12/7/03	at New England	L	0-12	28°, snow

**Playoff Game

NOTE: Coldest game in Miami was 12/24/89 vs. Kansas City (27-24 win by Chiefs): 40° and clear.

WARMEST GAMES

DATE	TEAM	W/L	SCORE	TEMPERATURE- CONDITIONS
9/8/96	at Arizona	W	38-10	101°, night and dry
10/9/88	at L.A. Raiders	W	24-14	96°, clear and dry
9/3/95	N.Y. JETS	W	52-14	94°, mostly sunny
10/9/66	at Oakland	L	10-21	93°, sunny
8/19/83	*at Washington	W	38-7	93°, fair and muggy
9/1/96	NEW ENGLAND	W	24-10	93°, mostly sunny
9/17/72	at Kansas City	W	20-10	91°, sunny
9/24/89	N.Y. JETS	L	33-40	91°, partly sunny
9/18/95	PITTSBURGH	W	23-10	91°, partly cloudy
9/28/80	NEW ORLEANS	W	21-16	90°, partly cloudy
9/4/83	at Buffalo	W	12-0	90°, sunny
9/14/86	INDIANAPOLIS	W	30-10	90°, sunny

*Preseason Game

SHULA IS COACH TO HALL OF FAMERS

Hall of Fame and former Dolphins Head Coach Don Shula has had 15 of his former players enshrined into the Pro Football Hall of Fame in Canton, Ohio. The most recent inductee was Dan Marino, who played quarterback under Shula with the Dolphins from 1983-95, and entered the Hall in 2005. Of this group, seven played for Shula while he was Head Coach with the Baltimore Colts (1963-69), while eight were on his teams with the Dolphins (1970-95). This total of 15 is the second-most players that an NFL head coach has had inducted into the Hall of Fame, trailing only George Halas, who had 25 players enshrined.

ALL-TIME LEADERS

(**Boldface** indicates active player)

RUSHING

PLAYER	YEARS	NO.	YDS.	AVG.	LG	TD
1. Larry Csonka	1968-74, 1979	1506	6737	4.5	54t	53
2. Mercury Morris	1969-75	754	3877	5.1	70t	29
3. Jim Kiick	1968-74	997	3644	3.7	56	28
4. Tony Nathan	1979-87	732	3543	4.8	46	16
5. Ricky Williams	2002-03	775	3225	4.2	63t	25
6. Karim Abdul-Jabbar	1996-99	888	3063	3.4	45	33
7. Mark Higgs	1990-94	702	2648	3.8	31	14
8. Delvin Williams	1978-80	643	2632	4.1	65	13
9. Andra Franklin	1981-84	622	2232	3.6	29	22
10. Benny Malone	1974-78	503	2129	4.2	66t	16
11. Lamar Smith	2000-01	622	2107	3.4	68t	20
12. Bernie Parmalee	1992-98	513	1959	3.8	47t	15
13. Lorenzo Hampton	1985-89	500	1949	3.9	54t	22
14. Sammie Smith	1989-91	509	1787	3.5	33	15
15. Woody Bennett	1980-88	424	1761	4.2	27	10
16. Don Nottingham	1973-77	365	1524	4.2	56	25
17. Norm Bulaich	1975-79	340	1498	4.4	63	17
18. Gary Davis	1976-79	318	1389	4.4	65t	7
19. Troy Stradford	1987-90	343	1332	3.9	51	10
20. Ron Davenport	1985-89	274	1127	4.1	64	13
21. Travis Minor	2001-04	253	1042	4.1	56t	8
22. Terry Kirby	1993-95	287	1037	3.6	38	9
23. Bob Griese	1967-80	261	994	3.8	35	7
24. Irving Spikes	1994-97	252	934	3.7	49	8
25. Leroy Harris	1977-78	214	929	4.3	77t	6
26. Jay Fiedler	2000-04	201	834	4.1	30	11
27. David Woodley	1980-83	173	771	4.5	29	9
28. J.J. Johnson	1999-01	219	748	3.4	34	5
29. Joe Carter	1984-86	118	589	5.0	35	1
30. Stan Mitchell	1966-70	173	548	3.1	30	4
31. Joe Auer	1966-67	165	544	3.3	41	5
32. Marc Logan	1989-91	140	523	3.7	17	2
Sammy Morris	2004	132	523	4.0	35t	6
34. John Avery	1998-99	143	503	3.5	44	2
35. Bobby Humphrey	1992	102	471	4.6	21	1
36. Hubert Ginn	1970-75	101	415	4.1	46	3
37. Cecil Collins	1999	131	414	3.2	25t	2
38. David Overstreet	1983	85	392	4.6	44	1
39. Keith Byars	1993-96	98	377	3.8	77t	6
40. Sam Price	1966-68	82	313	3.8	38	1
41. Abner Haynes	1967	56	274	4.9	65t	2
42. Cookie Gilchrist	1966	72	262	3.6	22	0
43. Terry Robiskie	1980-81	78	250	3.2	36	2
44. Nat Moore	1974-86	40	248	6.2	36	1
45. Steve Howell	1979-81	68	235	3.4	23	1
46. Billy Joe	1966	71	232	3.3	14	0
47. Charles Leigh	1971-73	48	228	4.8	34t	1
48. Tom Vigorito	1981-85	54	215	4.0	30t	2
Stan Winfrey	1975-77	55	215	3.9	13	1
50. Stanley Pritchett	1996-99	63	211	3.3	25	2
51. Eddie Hill	1981-84	52	209	4.0	24	1
52. Autry Denson	1999-00	59	206	3.5	20	0
53. Ronald Scott	1987	47	199	4.2	24	3
54. Jack Harper	1967-68	41	197	4.8	37	1
55. Freddie Solomon	1975-77	14	190	13.6	59t	1
56. Jerris McPhail	1996-97	23	174	7.6	71t	1
57. Chris Chambers	2001-04	20	173	8.7	45	0

58.	James McKnight	2001-03	15	172	11.5	68t	1
59.	Paul Warfield	1970-74	16	166	10.4	39	0
60.	Larry Seiple	1967-77	16	159	9.9	34	0
	Pete Johnson	1984	68	159	2.3	9	9
62.	Jim Jensen	1981-92	26	142	5.5	23	0
63.	Leonard Henry	2002-04	46	141	3.1	53	0
64.	George Wilson	1966	27	137	5.1	37	0
65.	Thurman Thomas	2000	28	136	4.9	25	0
66.	Rick Casares	1966	43	135	3.1	10	0
67.	Ray Lucas	2001-02	44	132	3.0	17	3
68.	Tony Paige	1990-92	49	131	2.7	11	3
69.	Damon Huard	1997-00	28	124	4.4	25	0
70.	Earl Morrall	1972-76	23	120	5.2	31t	1
71.	Rob Konrad	1999-04	38	114	3.0	18t	1
72.	Aaron Craver	1991-94	29	110	3.8	19	1
73.	Gene Milton	1968-69	9	108	12.0	34	0
	Mark Clayton	1983-92	14	108	7.7	30	0
75.	Robert Edwards	2002	20	107	5.4	19	1
76.	Scott Secules	1989-91	16	103	6.4	17	1
77.	Scott Mitchell	1990-93	29	99	3.4	32	0
78.	Kyle Mackey	1987	17	98	5.8	17	2
79.	Dan Marino	1983-99	301	87	0.3	15	9
80.	George Chesser	1966-67	18	77	4.3	19	0
81.	Frank Jackson	1966-67	3	70	23.3	48	0
82.	Larry Izzo	1996-00	2	65	32.5	39	0
83.	Lamar Gordon	2004	35	64	1.8	11	0
84.	Bob Torrey	1979	13	61	4.7	17	1
85.	Clarence Bailey	1987	10	55	5.5	13	0
86.	Brock Forsey	2004	19	53	2.8	15	0
87.	O.J. McDuffie	1993-01	15	49	3.3	12	0
88.	Jim Braxton	1978	20	48	2.4	15	2
89.	Nick Giaquinto	1980-81	8	47	5.9	20	0
90.	Mark Konecny	1987	6	46	7.7	19	0
91.	John Tagliaferri	1987	13	45	3.5	7	1
92.	Lawrence Phillips	1997	18	44	2.4	8	0
93.	Bernie Kosar	1994-96	9	42	4.7	17	1
94.	Rickey Isom	1987	9	41	4.6	8	1
	Rick Norton	1966-69	19	41	2.2	13	0
96.	James Saxon	1992-94	17	36	2.1	9	0
97.	Duriel Harris	1976-83, 1985	3	33	11.0	20	0
	Matt Turk	2000-01, 2003-04	4	33	8.3	23	0
99.	Rich Diana	1982	8	31	3.9	7	0
100.	Tom Brown	1987-89	16	29	1.8	6	0
101.	John Stofa	1966-67, 1969-70	7	24	3.4	14	1
	Craig Erickson	1996-98	15	24	1.6	12	0
103.	Dedric Ward	2001-02	2	21	10.5	16	0
	Joe Cribbs	1988	5	21	4.2	11	0
105.	Don Strock	1974-87	51	20	0.4	18	2
106.	Brian Griese	2003	5	15	3.0	9	0
107.	Garrett Limbrick	1990	5	14	2.8	5	0
108.	Tom Orosz	1981-82	1	13	13.0	13	0
	Gary Tucker	1968	4	13	3.3	7	0
	A.J. Feeley	2004	14	13	0.7	7t	1
111.	Marlin Briscoe	1972-74	3	12	4.0	17	0
	Charles Jordan	1996-98	3	12	4.0	16	0
	Ron Moore	1998	4	12	3.0	4	0
114.	Terry Anderson	1977-78	1	11	11.0	11	0
	Terry Cole	1971	3	11	3.7	4	0
	Cleveland Gary	1994	7	11	1.6	4	0
117.	Nuu Faaola	1989	2	10	5.0	5	0
	Pete Roth	1987	3	10	3.3	9	0
119.	Vick King	2004	4	9	2.3	3	0
120.	Randy McMichael	2002-04	1	8	8.0	8	0
121.	Jimmy Hines	1969	1	7	7.0	7	0
	Hendrick Lusk	1998	1	7	7.0	7	0
	John Kidd	1994-97	2	7	3.5	4	0

124.	Todd Doxzon	1998	2	6	3.0	3	0
	Craig Ellis	1986	3	6	2.0	2	0
	Tony Martin	1989-93, 1999-00	4	6	1.5	8	0
	Dick Wood	1966	5	6	1.2	7	1
128.	Don Testerman	1980	1	5	5.0	5	0
	Robert Wilson	1994-96	2	5	2.5	5	0
130.	Nate Jacquet	1998-99	1	4	4.0	4	0
131.	Fred Banks	1987-93	1	3	3.0	3	0
	Roosevelt Potts	1997	1	3	3.0	3	0
	Leslie Shepherd	2000	4	3	0.8	14	0
134.	Bruce Hardy	1978-89	1	2	2.0	2	0
	Ray Nealy	1997	1	2	2.0	2	0
136.	Jim Del Gaizo	1972, 1975	1	0	0.0	0	0
	Kim Hammond	1968	1	0	0.0	0	0
	Clayton Heath	1976	1	0	0.0	0	0
	Barry Pryor	1969-70	2	0	0.0	0	0
140.	Doug Pederson	1993	2	-1	-0.5	0	0
141.	Bert Emanuel	2000	3	-2	-0.7	0	0
	Scott Zolak	1999	2	-2	-1.0	-1	0
	Obafemi Ayanbadejo	2003	1	-2	-2.0	-2	0
	Guy Benjamin	1978-79	1	-2	-2.0	-2	0
	Mike Michel	1977	1	-2	-2.0	-2	0
	Doug Moreau	1966-69	1	-2	-2.0	-2	0
147.	Jack Clancy	1967-69	3	-4	-1.3	2	0
	Irving Fryar	1993-95	3	-4	-1.3	2	0
	Steve DeBerg	1993	4	-4	-1.0	-1	0
150.	Olindo Mare	1997-04	1	-5	-5.0	-5	0
151.	George Roberts	1978-80	1	-7	-7.0	-7	0
152.	Marty Booker	2004	1	-8	-8.0	-8	0
	Reggie Roby	1983-92	5	-8	-1.6	0	0
154.	George Mira	1971	6	-9	-1.5	0	0
155.	Sage Rosenfels	2002-04	3	-10	-3.3	-1	0
	Mark Duper	1982-92	1	-10	-10.0	-10	0
157.	Ferrell Edmunds	1988-92	2	-11	-5.5	-4	0
158.	Karl Noonan	1966-71	2	-20	-10.0	-9	0

PASSING

	PLAYER	YEARS	ATT.	COMP.	YDS.	PCT.	TD	INT	RATE
1.	Dan Marino	1983-99	8358	4967	61361	59.4	420	252	86.4
2.	Bob Griese	1967-80	3429	1926	25092	56.2	192	172	77.1
3.	Jay Fiedler	2000-04	1603	936	11040	58.4	66	63	76.8
4.	David Woodley	1980-83	961	508	5928	52.9	34	42	65.4
5.	Don Strock	1974-87	688	388	4613	56.4	39	37	73.5
6.	Earl Morrall	1972-76	284	153	2335	53.9	17	17	76.2
7.	A.J. Feeley	2004	356	191	1893	53.7	11	15	61.7
8.	Scott Mitchell	1990-93	241	135	1805	56.0	12	9	81.0
9.	Rick Norton	1966-69	377	156	1751	41.4	6	30	28.1
10.	Damon Huard	1997-00	288	170	1691	59.0	9	8	74.6
11.	Steve DeBerg	1993	188	113	1521	60.1	6	7	81.0
12.	Ray Lucas	2001-02	163	94	1090	57.7	4	6	70.8
13.	Dick Wood	1966	230	83	989	36.1	4	14	30.5
14.	Bernie Kosar	1994-96	152	105	987	69.1	5	6	74.7
15.	Craig Erickson	1996-98	127	68	945	53.5	4	3	78.4
16.	John Stofa	1966-67, 1969-70	135	61	862	45.2	7	6	65.1
17.	Brian Griese	2003	130	74	813	56.9	5	6	69.2
18.	George Wilson, Jr.	1966	112	46	764	41.1	5	10	42.4
19.	Kyle Mackey	1987	109	57	604	52.3	3	5	58.8
20.	Scott Secules	1989-92	70	33	393	47.1	2	5	68.3
21.	Sage Rosenfels	2002-04	48	20	314	41.7	2	3	51.9
22.	Jim Del Gaizo	1972, 1975	9	5	165	55.6	2	1	100.5
23.	George Mira	1971	30	11	159	36.7	1	1	51.9
24.	Ron Jaworski	1987-88	14	9	123	64.3	1	0	116.1
25.	Guy Benjamin	1978-79	12	9	119	75.0	1	1	99.0
26.	Kim Hammond	1968	26	13	116	50.0	0	2	30.3
27.	Jim Jensen	1981-92	7	4	102	57.1	2	0	141.4

28.	Marlin Briscoe	1972-74	3	3	72	100.0	0	0	118.8
29.	Larry Seiple	1967-77	3	3	69	100.0	0	0	118.8
30.	Tony Nathan	1979-87	8	4	61	50.0	1	0	115.1
31.	Marty Booker	2004	1	1	48	100.0	0	0	118.8
	Mark Clayton	1983-92	2	1	48	50.0	1	0	135.4
33.	Doug Pederson	1993	8	4	41	50.0	0	0	65.1
34.	Terry Kirby	1993-95	1	1	31	100.0	1	0	158.3
35.	Jim Kiick	1968-74	2	1	25	50.0	0	0	95.8
36.	Jack Clancy	1967-69	1	1	17	100.0	0	0	118.8
37.	Eddie Hill	1981-84	1	1	14	100.0	0	0	118.8
38.	Keith Byars	1993-96	2	1	11	50.0	1	0	106.3
	Archie Roberts	1967	10	5	11	50.0	0	1	52.3
40.	Scott Stankavage	1987	7	4	8	57.1	0	1	22.6
41.	Troy Stradford	1987-90	2	1	6	50.0	0	0	56.3
42.	Bruce Hardy	1978-89	1	0	0	0.0	0	0	39.6
	Booth Lusteg	1967	1	0	0	0.0	0	0	39.6
	Tony Martin	1989-93, 1999-00	1	0	0	0.0	0	0	39.6
	Dan McGwire	1995	1	0	0	0.0	0	0	39.6
	Nat Moore	1978-89	1	0	0	0.0	0	0	39.6
	Lamar Smith	2000-01	1	0	0	0.0	0	0	39.6
	Freddie Solomon	1975-77	1	0	0	0.0	0	0	39.6
	Delvin Williams	1978-80	3	0	0	0.0	0	0	39.6
	Scott Zolak	1999	4	0	0	0.0	0	0	39.6

RECEIVING

	PLAYER	YEARS	NO.	YDS.	AVG.	LG	TD
1.	Mark Clayton	1983-92	550	8643	15.7	78t	81
2.	Mark Duper	1982-92	511	8869	17.4	85t	59
3.	Nat Moore	1974-86	510	7547	14.8	79t	74
4.	O.J. McDuffie	1993-01	415	5074	12.2	61t	29
5.	Tony Nathan	1979-87	383	3592	9.4	73	16
6.	Duriel Harris	1976-83, 1985	269	4534	16.9	64t	18
7.	Bruce Hardy	1978-89	256	2455	9.6	31	25
8.	Chris Chambers	2001-04	233	3478	14.9	76t	28
9.	Jim Jensen	1981-92	229	2171	9.5	31	19
10.	Oronde Gadsden	1998-03	227	3252	14.3	62	22
11.	Jim Kiick	1968-74	221	2210	10.0	53t	3
12.	Howard Twilley	1966-76	212	3064	14.5	44	23
13.	Tony Martin	1989-93, 1999-00	202	3152	15.6	80t	14
14.	Irving Fryar	1993-95	199	3190	16.0	67t	20
15.	Keith Byars	1993-96	166	1433	8.6	34	10
16.	Randy McMichael	2002-04	161	1874	11.6	46	10
17.	Troy Stradford	1987-90	159	1373	8.6	36	2
18.	Paul Warfield	1970-74	156	3355	21.5	86t	33
19.	Terry Kirby	1993-95	155	1646	10.6	47	6
20.	Keith Jackson	1992-94	146	1880	12.9	57t	18
21.	Bernie Parmalee	1992-98	144	1306	9.1	35	3
22.	Tony Paige	1990-92	140	1115	8.0	30	6
23.	Karl Noonan	1966-71	136	1808	13.2	51t	17
24.	Troy Drayton	1996-99	127	1511	11.9	51	8
25.	Lorenzo Hampton	1985-89	123	954	7.8	39t	6
26.	Jim Mandich	1970-77	121	1406	11.6	44	23
27.	Ferrell Edmunds	1988-92	117	1612	13.8	80t	10
28.	Joe Rose	1980-85	112	1493	13.3	50	13
29.	Rob Konrad	1999-04	111	854	7.7	25	6
30.	Norm Bulaich	1975-79	109	751	6.9	59t	6
31.	James McKnight	2001-03	107	1497	14.0	80t	7
32.	Fred Banks	1987-93	99	1555	15.7	61	8
33.	Stanley Pritchett	1996-99	98	798	8.1	74t	6
34.	Ricky Williams	2002-03	97	714	7.4	59	2
35.	Dan Johnson	1983-87	94	1012	10.8	61t	16
36.	Jimmy Cefalo	1978-84	93	1739	18.7	69t	13
	Ron Davenport	1985-89	93	801	8.6	29	4
38.	Larry Csonka	1968-74, 1979	91	688	7.6	65	4
39.	Mark Ingram	1993-94	88	1213	13.8	77t	12
	Jack Clancy	1967-69	88	1157	13.1	50	3

41.	Lamar Thomas	1996-00	81	1171	14.5	56t	8
42.	Karim Abdul-Jabbar	1996-99	77	527	6.8	36t	1
43.	Gary Davis	1976-79	74	592	8.0	34	1
44.	Doug Moreau	1966-69	73	926	12.7	43	6
45.	Larry Seiple	1967-77	72	935	13.0	41t	7
46.	Delvin Williams	1978-80	70	574	8.2	42	1
47.	Andre Tillman	1975-78	66	757	11.5	37t	6
48.	Freddie Solomon	1975-77	61	973	16.0	58t	5
	Lamar Smith	2000-01	61	435	7.1	65t	4
50.	Tom Vigorito	1981-85	59	439	7.4	31t	2
51.	James Pruitt	1986-88, 1990-91	58	942	16.2	37	8
52.	Marlin Briscoe	1972-74	57	858	15.1	53	7
53.	Jerris McPhail	1996-97	54	544	10.1	52	1
	Bobby Humphrey	1992	54	507	9.4	26	1
55.	Fred Barnett	1996-97	53	728	13.7	66	4
56.	Marty Booker	2004	50	638	12.8	45	1
57.	Derrius Thompson	2003-04	49	718	14.7	36	4
58.	Marv Fleming	1970-74	48	523	10.9	36	4
59.	Travis Minor	2001-04	46	351	7.6	29	1
	Mercury Morris	1969-75	46	491	10.7	50	1
61.	Eric Green	1995	43	499	11.6	31t	3
62.	Stan Mitchell	1966-70	42	533	12.6	48	5
63.	Joe Auer	1966-67	40	481	12.0	68t	6
	Dedric Ward	2001-02	40	381	9.5	22	0
	Ed Perry	1997-04	39	308	7.9	46	2
	Woody Bennett	1980-89	39	295	7.6	27	3
67.	Gary Clark	1995	37	525	14.2	42t	2
	Mark Higgs	1990-94	37	294	7.9	21	0
69.	Charles Jordan	1996-98	36	640	17.8	44t	3
70.	Leslie Shepherd	2000	35	446	12.7	46t	4
71.	Jed Weaver	2000-02	34	469	13.8	41	5
72.	Randal Hill	1991, 1995-96	33	669	20.3	61	4
73.	Sammie Smith	1989-91	32	310	9.7	53t	1
	Aaron Craver	1991-94	32	304	9.5	28	0
	Leroy Harris	1977-78	32	240	7.5	57	0
	James Saxon	1992-94	32	192	6.0	25	0
77.	Nick Giaquinto	1980-81	31	230	7.4	25	2
78.	Greg Baty	1990-94	30	377	12.6	32	4
	J.J. Johnson	1999-01	29	182	6.3	17	0
80.	Andre Brown	1989-90	27	459	17.0	48t	5
	Dave Kocourek	1966	27	320	11.9	43	2
82.	Bo Roberson	1966	26	519	20.0	80t	2
83.	Frank Jackson	1966-67	25	439	17.6	48	3
	Don Nottingham	1973-77	25	213	8.5	29	0
	Ronnie Lee	1979-82, 1984-89	25	167	6.7	41	3
86.	Irving Spikes	1994-97	24	185	7.7	24	2
87.	Sammy Morris	2004	22	124	5.6	24	0
88.	Gene Milton	1968-69	21	322	15.3	49	1
	Mike Williams	1992-95	21	292	13.9	29	0
	Scott Miller	1991-96	21	274	13.0	27	1
91.	Donald Lee	2003-04	20	220	11.0	25	2
92.	Scott Schwedes	1987-90	19	370	19.5	65t	2
	Brett Perriman	1997	19	309	16.3	26	1
94.	Otto Stowe	1971-72	18	344	19.1	49	3
	Yatil Green	1997-99	18	234	13.0	27	0
	Autry Denson	1999-00	18	133	7.4	28	0
	Robert Edwards	2002	18	126	7.0	14	1
	Hunter Goodwin	1999-01	18	118	6.6	14	1
	Eddie Hill	1981-84	18	106	5.9	16	1
100.	Benny Malone	1974-78	17	234	13.8	43	0
101.	Billy Joe	1966	16	317	19.8	67	2
	Thurman Thomas	2000	16	117	7.3	15	1
	Abner Haynes	1967	16	100	6.3	22	0
104.	Bryan Gilmore	2004	15	206	13.7	37	1
105.	Tom Brown	1987-89	14	123	8.8	23	0
106.	Cookie Gilchrist	1966	13	116	8.9	22	1

	Lamar Gordon	2004	13	74	5.7	25	0
	Terry Robiskie	1980-81	13	60	4.6	15	0
109.	John Tagliaferri	1987	12	117	9.8	27	0
	Marc Logan	1989-91	12	88	7.3	12	0
	Obafemi Ayanbadejo	2003	12	53	4.4	12	0
112.	Jack Harper	1967-68	11	212	19.3	40	3
	John Roderick	1966	11	156	14.2	64	1
	Jim Cox	1968	11	147	13.4	30	0
	Joe Carter	1984-86	11	66	6.0	15	0
116.	Preston Carpenter	1966	10	127	12.7	42	0
	Sam Price	1966-68	10	70	7.0	27	1
	John Avery	1998-99	10	67	6.7	19t	1
119.	Nate Jacquet	1998-99	9	140	15.6	29	0
	Leland Douglas	1987	9	92	10.2	17	1
	Hubert Ginn	1970-75	9	49	5.4	23	0
122.	Jeff Ogden	2000-01	8	97	12.1	18	1
	Cris Carter	2002	8	66	8.3	15	1
	Lawrence Sampleton	1987	8	64	8.0	19	0
	Steve Howell	1979-81	8	61	7.6	13	0
	David Overstreet	1983	8	55	6.9	20	2
	Rick Casares	1966	8	45	5.6	20	1
128.	Bert Emanuel	2000	7	132	18.9	53t	1
	Eddie Chavis	1987	7	108	15.4	27	0
	Loaird McCreary	1976-78	7	88	12.6	30	3
	Brian Manning	1997	7	85	12.1	21	0
	Bill Cronin	1966	7	83	11.9	21	1
	Willie Richardson	1970	7	67	9.6	27	1
134.	Vince Heflin	1982-85	6	98	16.3	46t	1
	Stan Winfrey	1975-77	6	55	9.2	16	1
	David Lewis	1987	6	53	8.8	22	1
	Cecil Collins	1999	6	32	5.3	12	0
	Andra Franklin	1981-84	6	15	2.5	6	1
139.	Damon Reilly	1987	5	70	14.0	20	0
	Ronnie Williams	1993-95	5	54	10.8	17	0
141.	Mel Baker	1974	4	121	30.0	46t	2
	Elmer Bailey	1980-81	4	105	26.3	39	0
	Brett Carolan	1996	4	48	12.0	21	1
	Jim Braxton	1978	4	47	11.8	19	0
	Tom Boutwell	1969	4	29	7.3	12	0
	Garrett Limbrick	1990	4	23	5.8	9	0
	Jamar Martin	2004	4	15	3.8	7	0
	Charles Leigh	1971-73	4	9	2.3	7	0
149.	Robert Clark	1992	3	59	19.7	45	0
	Gene Mingo	1966-67	3	40	13.3	9	0
	Bill Darnall	1968-69	3	38	12.7	13	0
	Roosevelt Potts	1997	3	27	9.0	13	0
	Leonard Henry	2002-04	3	12	4.0	7	0
	Robert Wilson	1994-96	3	8	2.7	3t	1
155.	Kendall Newson	2003-04	2	55	27.5	37	0
	Ron Sellers	1973	2	54	27.0	42	0
	Mike Caterbone	1987	2	46	23.0	30	0
	Desmond Clark	2002	2	42	21.0	26	0
	Jim Mertens	1969	2	26	13.0	15	0
	Jimmy Hines	1969	2	23	11.5	22	0
	Rich Diana	1982	2	21	10.5	13	0
	David Woodley	1980-83	2	21	10.5	15t	1
	Cleveland Gary	1994	2	19	9.5	11	0
	Kevin McKenzie	1999	2	18	9.0	13	0
	Charles Henry	1991	2	17	8.5	9	0
	Brian Kinchen	1988-90	2	15	7.5	12	0
	Deon Dyer	2000-02	2	14	7.0	13	0
	Willie Smith	1987	2	13	6.5	8	1
	Ronald Scott	1987	2	7	3.5	5	0
	Bob Torrey	1979	2	3	1.5	8	0
	Barry Pryor	1969-70	2	-3	-1.5	0	0
172.	Bo Rather	1973, 1978	1	39	39.0	39	0

Wes Matthews	1966	1	20	20.0	20	0
Tom Beier	1967, 1969	1	19	19.0	19	0
Robert Baker	1999-02	1	17	17.0	17	0
Mike Holmes	1976	1	11	11.0	11	0
Ricky Isom	1987	1	11	11.0	11	0
Keith Sims	1990-97	1	9	9.0	9	0
Dick Anderson	1968-77	1	8	8.0	8	0
Ronald Bellamy	2004	1	8	8.0	8	0
Nuu Faaola	1989	1	8	8.0	8	0
Vick King	2004	1	8	8.0	8	0
Vern Den Herder	1971-81	1	7	7.0	7t	1
Lawrence Phillips	1997	1	6	6.0	6	0
George Farmer	1987	1	5	5.0	5	0
George Chesser	1966-67	1	4	4.0	4	0
Dewayne Dotson	1994-95, 1997	1	4	4.0	4	0
Doug Easlick	2004	1	4	4.0	4	0
Frank Wainright	1995-98	1	2	2.0	2t	1
Ron Moore	1998	1	1	1.0	1	0
Damon Huard	1997-00	1	0	0.0	0	0
Dan Marino	1983-99	1	-6	-6.0	-6	0

SCORING

	PLAYER	YEARS	TD	TDR	TDP	TDRt	FG	PAT	PTS.
1.	Olindo Mare	1997-04	0	0	0	0	194	258	840
2.	Garo Yepremian	1970-78	0	0	0	0	165	335	830
3.	Pete Stoyanovich	1989-95	0	0	0	0	176	246	774
4.	Uwe von Schamann	1979-84	0	0	0	0	101	237	540
5.	Mark Clayton	1983-92	82	0	81	1	0	0	492
6.	Nat Moore	1974-86	75	1	74	0	0	0	450
7.	Mark Duper	1982-92	59	0	59	0	0	0	354
8.	Larry Csonka	1968-74, 1979	57	53	4	0	0	0	342
9.	Fuad Reveiz	1985-88	0	0	0	0	53	161	320
10.	Karim Abdul-Jabbar	1996-99	34	33	1	0	0	0	204
11.	Mercury Morris	1969-75	33	29	1	3	0	0	198
	Tony Nathan	1979-87	33	16	16	1	0	0	198
	Paul Warfield	1970-74	33	0	33	0	0	0	198
14.	O.J. McDuffie	1993-01	32	0	29	3	0	0	194#
15.	Jim Kiick	1968-74	31	28	3	0	0	0	186
16.	Chris Chambers	2001-04	28	0	28	0	0	0	170#
17.	Lorenzo Hampton	1985-89	28	22	6	0	0	0	168
18.	Ricky Williams	2002-03	27	25	2	0	0	0	162
19.	Bruce Hardy	1978-89	25	0	25	0	0	0	150
	Don Nottingham	1973-77	25	25	0	0	0	0	150
21.	Lamar Smith	2000-01	24	20	4	0	0	0	144
22.	Norm Bulaich	1975-79	23	17	6	0	0	0	138
	Andra Franklin	1981-84	23	22	1	0	0	0	138
	Jim Mandich	1970-77	23	0	23	0	0	0	138
	Howard Twilley	1966-76	23	0	23	0	0	0	138
26.	Oronde Gadsden	1998-03	22	0	22	0	0	0	132
27.	Irving Fryar	1993-95	20	0	20	0	0	0	124##
28.	Jim Jensen	1981-92	19	0	19	0	0	0	114
29.	Keith Jackson	1992-94	18	0	18	0	0	0	110#
	Bernie Parmalee	1992-98	18	15	3	0	0	0	110#
31.	Duriel Harris	1976-83, 1985	18	0	18	0	0	0	108
32.	Ron Davenport	1985-89	17	13	4	0	0	0	102
	Karl Noonan	1966-71	17	0	17	0	0	0	102
34.	Keith Byars	1993-96	16	6	10	0	0	0	96
	Dan Johnson	1983-87	16	0	16	0	0	0	96
	Benny Malone	1974-78	16	16	0	0	0	0	96
	Sammie Smith	1989-91	16	15	1	0	0	0	96
38.	Terry Kirby	1993-95	15	9	6	0	0	0	92#
39.	Mark Higgs	1990-94	15	14	0	1	0	0	90
40.	Joe Nedney	1996-97	0	0	0	0	18	35	89
41.	Tony Martin	1989-93,	14	0	14	0	0	0	84
		1999-00							
	Delvin Williams	1978-80	14	13	1	0	0	0	84

43.	Woody Bennett	1980-88	13	10	3	0	0	0	78
	Jimmy Cefalo	1978-84	13	0	13	0	0	0	78
	Joe Rose	1980-85	13	0	13	0	0	0	78
46.	Joe Auer	1966-67	12	5	6	1	0	0	72
	Mark Ingram	1993-94	12	0	12	0	0	0	72
	Troy Stradford	1987-90	12	10	2	0	0	0	72
49.	Randy McMichael	2002-04	11	0	10	1	0	0	68#
50.	Karl Kremser	1969-70	0	0	0	0	13	28	67
51.	Jay Fiedler	2000-04	11	11	0	0	0	0	66
52.	Gene Mingo	1966-67	0	0	0	0	11	32	65
	Ferrell Edmunds	1988-92	10	0	10	0	0	0	60
	Travis Minor	2001-04	10	8	1	1	0	0	60
	Irving Spikes	1994-97	10	8	2	0	0	0	60
	David Woodley	1980-83	10	9	1	0	0	0	60
57.	Pete Johnson	1984	9	9	0	0	0	0	54
	Dan Marino	1983-99	9	9	0	0	0	0	54
	Stan Mitchell	1966-70	9	4	5	0	0	0	54
	Tony Paige	1990-92	9	3	6	0	0	0	54
	James Pruitt	1986-88,	9	0	8	1	0	0	54
		1990-91							
	Freddie Solomon	1975-77	9	1	5	3	0	0	54
63.	Jimmy Keyes	1968-69	0	0	0	0	7	30	51
64.	Troy Drayton	1996-99	8	0	8	0	0	0	50#
	James McKnight	2001-03	8	1	7	0	0	0	50#
66.	Fred Banks	1987-93	8	0	8	0	0	0	48
	Gary Davis	1976-79	8	7	1	0	0	0	48
	Stanley Pritchett	1996-99	8	2	6	0	0	0	48
	Lamar Thomas	1996-00	8	0	8	0	0	0	48
70.	Doug Moreau	1966-69	6	0	6	0	1	6	45
71.	Marlin Briscoe	1972-74	7	0	7	0	0	0	42
	Bob Griese	1967-80	7	7	0	0	0	0	42
	Rob Konrad	1999-04	7	1	6	0	0	0	42
	Larry Seiple	1966-67	7	0	7	0	0	0	42
75.	Booth Lusteg	1967	0	0	0	0	7	18	39
76.	Leroy Harris	1977-78	6	6	0	0	0	0	36
	Sammy Morris	2004	6	6	0	0	0	0	36
	Andre Tillman	1975-78	6	0	6	0	0	0	36
	Tommy Vigorito	1981-85	6	2	2	2	0	0	36
80.	Andre Brown	1989-90	5	0	5	0	0	0	30
	J.J. Johnson	1999-01	5	5	0	0	0	0	30
	Jed Weaver	2000-02	5	0	5	0	0	0	30
83.	Jason Taylor	1997-04	4	0	0	4	0	0	26*
84.	Dick Anderson	1968-77	4	0	0	4	0	0	24
	Fred Barnett	1996-97	4	0	4	0	0	0	24
	Greg Baty	1991-94	4	0	4	0	0	0	24
	Terrell Buckley	1995-99, 2003	4	0	0	4	0	0	24
	Marv Fleming	1970-74	4	0	4	0	0	0	24
	Jack Harper	1967-68	4	1	3	0	0	0	24
	Randal Hill	1991, 1995-96	4	0	4	0	0	0	24
	Marc Logan	1989-91	4	2	0	2	0	0	24
	Leslie Shepherd	2000	4	0	4	0	0	0	24
	Zach Thomas	1996-04	4	0	0	4	0	0	24
	Derrius Thompson	2003-04	4	0	4	0	0	0	24
95.	Willie Beecher	1987	0	0	0	0	3	12	21
96.	Eric Green	1995	3	0	3	0	0	0	20#
	Sam Madison	1997-04	3	0	0	3	0	0	20*
98.	John Avery	1998-99	3	2	1	0	0	0	18
	Jack Clancy	1967-69	3	0	3	0	0	0	18
	Tony Franklin	1988	0	0	0	0	4	6	18
	Nick Giaquinto	1980-81	3	0	2	1	0	0	18
	Hubert Ginn	1970-75	3	3	0	0	0	0	18
	Frank Jackson	1966-67	3	0	3	0	0	0	18
	Charles Jordan	1996-98	3	0	3	0	0	0	18
	Mike Kozlowski	1979-86	3	0	0	3	0	0	18
	Ronnie Lee	1979-82,	3	0	3	0	0	0	18
		1984-89							

	Ray Lucas	2001-02	3	3	0	0	0	0	18
	Loaird McCreary	1976-78	3	0	3	0	0	0	18
	Lloyd Mumphord	1969-74	3	0	0	3	0	0	18
	David Overstreet	1983	3	1	2	0	0	0	18
	Scott Schwedes	1987-90	3	0	2	1	0	0	18
	Ronald Scott	1987	3	3	0	0	0	0	18
	Otto Stowe	1971-72	3	0	3	0	0	0	18
114.	Matt Bryant	2004	0	0	0	0	3	7	16
115.	Tim Foley	1970-80	2	0	0	2	0	0	14*
	Billy Joe	1966	2	0	2	0	0	0	14#
117.	Mei Baker	1974	2	0	2	0	0	0	12
	Charlie Baumann	1991	0	0	0	0	2	6	12
	Bob Baumhower	1977-86	2	0	0	2	0	0	12
	Jim Braxton	1978	2	2	0	0	0	0	12
	Gary Clark	1995	2	0	2	0	0	0	12
	Cecil Collins	1999	2	2	0	0	0	0	12
	Robert Edwards	2002	2	1	1	0	0	0	12
	Abner Haynes	1967	2	2	0	0	0	0	12
	Eddie Hill	1981-84	2	1	1	0	0	0	12
	Liffort Hobley	1987-93	2	0	0	2	0	0	12
	Bobby Humphrey	1992	2	1	1	0	0	0	12
	William Judson	1982-89	2	0	0	2	0	0	12
	Dave Kocourek	1966	2	0	2	0	0	0	12
	Donald Lee	2003-04	2	0	2	0	0	0	12
	Kyle Mackey	1987	2	2	0	0	0	0	12
	Brock Marion	1998-03	2	0	0	2	0	0	12
	Don McNeal	1980-89	2	0	0	2	0	0	12
	Jerris McPhail	1996-97	2	1	1	0	0	0	12
	Scott Miller	1991-96	2	0	1	1	0	0	12
	Jeff Ogden	2000-01	2	0	1	1	0	0	12
	Louis Oliver	1989-93,	2	0	0	2	0	0	12
		1995-96							
	Ed Perry	1997-04	2	0	2	0	0	0	12
	Sam Price	1966-68	2	1	1	0	0	0	12
	Bo Roberson	1966	2	0	2	0	0	0	12
	Terry Robiskie	1980-81	2	2	0	0	0	0	12
	Bill Stanfill	1969-76	2	0	0	2	0	0	12
	Don Strock	1974-87	2	2	0	0	0	0	12
	Patrick Surtain	1998-04	2	0	0	2	0	0	12
	Troy Vincent	1992-95	2	0	0	2	0	0	12
	Jimmy Warren	1966-67	2	0	0	2	0	0	12
	Dick Westmoreland	1966-69	2	0	0	2	0	0	12
	Stan Winfrey	1975-77	2	1	1	0	0	0	12
149.	Wes Welker	2004	1	0	0	1	1	1	10
150.	Bill Gramatica	2004	0	0	0	0	3	0	9
151.	Kim Bokamper	1977-85	1	0	0	1	0	0	8*
	Curtis Johnson	1970-78	1	0	0	1	0	0	8*
153.	Don Bessillieu	1979-81	1	0	0	1	0	0	6
	Glenn Blackwood	1979-87	1	0	0	1	0	0	6
	Marty Booker	2004	1	0	1	0	0	0	6
	Tim Bowens	1994-04	1	0	0	1	0	0	6
	J.B. Brown	1989-96	1	0	0	1	0	0	6
	Bob Brudzinski	1981-89	1	0	0	1	0	0	6
	Nick Buoniconti	1969-76	1	0	0	1	0	0	6
	Brett Carolan	1996	1	0	1	0	0	0	6
	Cris Carter	2002	1	0	1	0	0	0	6
	Joe Carter	1984-86	1	1	0	0	0	0	6
	Rick Casares	1966	1	0	1	0	0	0	6
	Aaron Craver	1991-94	1	1	0	0	0	0	6
	Bill Cronin	1966	1	0	1	0	0	0	6
	Vern Den Herder	1971-81	1	0	1	0	0	0	6
	Leland Douglas	1987	1	0	1	0	0	0	6
	Bert Emanuel	2000	1	0	1	0	0	0	6
	Frank Emanuel	1968-69	1	0	0	1	0	0	6
	Tom Erlandson	1966-67	1	0	0	1	0	0	6
	A.J. Feeley	2004	1	1	0	0	0	0	6

Trent Gamble	2000-03	1	0	0	1	0	0	6
Cookie Gilchrist	1966	1	0	1	0	0	0	6
Bryan Gilmore	2004	1	0	1	0	0	0	6
Kerry Glenn	1990-92	1	0	0	1	0	0	6
Hunter Goodwin	1999-01	1	0	1	0	0	0	6
Vince Heflin	1982-85	1	0	1	0	0	0	6
Sean Hill	1994-96	1	0	0	1	0	0	6
Trell Hooper	1987	1	0	0	1	0	0	6
Steve Howell	1979-81	1	1	0	0	0	0	6
Ricky Isom	1987	1	1	0	0	0	0	6
Calvin Jackson	1994-99	1	0	0	1	0	0	6
Vestee Jackson	1991-93	1	0	0	1	0	0	6
Pete Jaquess	1966-67	1	0	0	1	0	0	6
Pat Johnson	1995	1	0	0	1	0	0	6
Robert Jones	1998-00	1	0	0	1	0	0	6
Chuck Klingbeil	1991-95	1	0	0	1	0	0	6
Bernie Kosar	1994-96	1	1	0	0	0	0	6
Charles Leigh	1971-73	1	1	0	0	0	0	6
David Lewis	1987	1	0	1	0	0	0	6
Gene Milton	1968-69	1	0	1	0	0	0	6
Kenny Mixon	1998-01	1	0	0	1	0	0	6
Earl Morrall	1972-76	1	1	0	0	0	0	6
Cliff Odom	1990-93	1	0	0	1	0	0	6
Brett Perriman	1997	1	0	1	0	0	0	6
Derrick Pope	2004	1	0	0	1	0	0	6
Willie Richardson	1970	1	0	1	0	0	0	6
John Roderick	1966	1	0	1	0	0	0	6
Jake Scott	1970-75	1	0	0	1	0	0	6
Scott Secules	1989-92	1	1	0	0	0	0	6
Gerald Small	1978-83	1	0	0	1	0	0	6
Willie Smith	1987	1	0	1	0	0	0	6
Brian Sochia	1986-91	1	0	0	1	0	0	6
John Stofa	1966-67, 1969-70	1	1	0	0	0	0	6
John Tagliaferri	1987	1	1	0	0	0	0	6
Norris Thomas	1977-79	1	0	0	1	0	0	6
Thurman Thomas	2000	1	0	1	0	0	0	6
Bob Torrey	1979	1	1	0	0	0	0	6
Frank Wainright	1995-98	1	0	1	0	0	0	6
Fulton Walker	1981-84	1	0	0	1	0	0	6
Willie West	1966-68	1	0	0	1	0	0	6
Jarvis Williams	1988-93	1	0	0	1	0	0	6
Robert Wilson	1994-96	1	0	1	0	0	0	6
Dick Wood	1966	1	1	0	0	0	0	6
215. Van Tiffin	1987	0	0	0	0	0	4	4
216. Mike Charles	1983-86	0	0	0	0	0	0	2*
Aaron Craver	1991-94	0	0	0	0	0	0	2#
A.J. Duhe	1977-84	0	0	0	0	0	0	2*
Larry Gordon	1976-82	0	0	0	0	0	0	2*
Jermaine Haley	2000-02	0	0	0	0	0	0	2*
Sammy Knight	2003-04	0	0	0	0	0	0	2*
Don Reese	1974-76	0	0	0	0	0	0	2*
George Wilson	1966	0	0	0	0	0	0	2#

* — safety # — two point conversion

INTERCEPTIONS

	PLAYER	YEARS	NO.	YDS.	AVG.	LG	TD
1.	Jake Scott	1970-75	35	425	12.1	47	0
2.	Dick Anderson	1968-77	34	792	23.3	96t	3
3.	Sam Madison	1997-04	29	476	16.4	42	2
	Glenn Blackwood	1979-87	29	398	13.7	50	1
	Patrick Surtain	1998-04	29	298	10.3	43	2
6.	Louis Oliver	1989-93, 1995-96	24	569	23.7	103t	2
	Terrell Buckley	1995-99, 2003	24	425	17.7	91t	3
	William Judson	1982-89	24	368	15.3	61t	2
9.	Gerald Small	1978-83	23	378	16.4	46t	1

10.	Curtis Johnson	1970-78	22	150	6.8	34	0
	Tim Foley	1970-80	22	96	4.4	18	0
12.	Brock Marion	1998-03	20	431	21.6	100t	2
13.	Don McNeal	1980-89	18	163	9.1	30	2
14.	J.B. Brown	1989-96	16	293	18.3	48	1
15.	Dick Westmoreland	1966-69	15	236	15.7	42	1
	Zach Thomas	1996-04	15	174	11.6	34t	4
17.	Troy Vincent	1992-95	14	284	20.3	69	2
	Jarvis Williams	1988-93	14	216	15.4	42	1
	Lloyd Mumphord	1969-74	14	187	13.4	51	2
	Lyle Blackwood	1981-86	14	175	12.5	45	0
	Earnie Rhone	1975-84	14	110	7.9	16	0
22.	Willie West	1966-68	13	180	13.8	32	0
	Paul Lankford	1982-91	13	89	6.7	44	0
24.	Charlie Babb	1972-79	12	141	11.8	36	0
	Brian Walker	1997-98, 2000-01	12	92	7.7	31	0
26.	Jimmy Warren	1966-69	11	247	22.5	70t	2
27.	Mike Kozlowski	1979-86	8	172	21.5	38t	2
	Larry Gordon	1976-82	8	121	15.1	36	0
	Bob Matheson	1971-79	8	111	13.9	34	0
	Nick Buoniconti	1969-76	8	89	11.1	24	0
31.	Sammy Knight	2003-04	7	130	18.6	70	0
	Norris Thomas	1977-79	7	115	16.4	53t	1
33.	Bud Brown	1984-88	6	96	16.0	53	0
	Kim Bokamper	1977-85	6	55	9.2	24t	1
	John Bramlett	1977-85	6	49	8.2	22	0
36.	Bob Petrella	1966-71	5	104	20.8	33	0
	Neal Colzie	1979	5	86	17.2	56	0
	Mike Kolen	1970-77	5	85	17.0	29	0
	Liffort Hobley	1987-93	5	61	12.2	22	0
	Fulton Walker	1981-84	5	61	12.2	30	0
	Arturo Freeman	2000-04	5	59	11.8	47	0
	Bob Brudzinski	1981-89	5	46	9.2	19	0
	Rick Volk	1977-78	5	42	8.4	24	0
	Shawn Wooden	1996-99, 2001-04	5	25	5.0	15	0
	Doug Swift	1970-75	5	17	3.4	12	0
	Don Bessillieu	1979-81	5	13	2.6	12	0
47.	Calvin Jackson	1994-99	4	105	26.3	61t	1
	Tom Erlandson	1966-67	4	68	17.0	37	1
	John Offerdahl	1986-93	4	44	11.0	28	0
	Tim McKyer	1990	4	40	10.0	21	0
	Gene Atkins	1994-96	4	24	6.0	18	0
	Michael Stewart	1994-96	4	11	2.8	11	0
	Jason Taylor	1997-04	4	3	0.8	4	0
54.	Vestee Jackson	1991-93	3	63	21.0	30t	1
	Ed Taylor	1979-82	3	55	18.3	44	0
	Rodney Thomas	1988-90	3	52	17.3	48	0
	Frank Emanuel	1968-69	3	46	15.3	24	0
	Bryan Cox	1991-95	3	38	12.7	26	0
	Wahoo McDaniel	1966-68	3	35	11.7	20	0
	Derrick Rodgers	1997-02	3	33	11.0	21	0
	Jerry Wilson	1996-00	3	32	10.7	19	0
	Steve Towle	1975-80	3	30	10.0	16	0
	Pete Jaquess	1966-67	3	27	9.0	27	1
	Mark Brown	1983-88	3	18	6.0	13	0
	A.J. Duhe	1977-84	3	18	6.0	11	0
	Ed Weisacosky	1968-70	3	10	3.3	7	0
	Aubrey Beavers	1994-95	3	8	2.7	8	0
68.	Donovan Rose	1986-87	2	63	31.5	36	0
	Rusty Chambers	1976-80	2	53	26.5	49	0
	Dwight Hollier	1992-99	2	47	24.5	36	0
	Ken Ellis	1976	2	40	20.0	40	0
	Bobby Harden	1990-93	2	39	19.5	22	0
	Robert Sowell	1983-85, 1987	2	36	18.0	29	0
	Bill Stanfill	1969-76	2	32	16.0	17t	2
	Kerry Glenn	1990-92	2	31	15.5	31t	1

	Jamar Fletcher	2001-03	2	30	15.0	30	0
	Henry Stuckey	1972-74	2	25	12.5	21	0
	George Teague	1997	2	25	12.5	23	0
	Tate Randle	1987	2	16	8.0	11	0
	John McGeever	1966	2	15	7.5	15	0
	Tom Beier	1967, 1969	2	14	7.0	7	0
	Robert Jones	1998-00	2	14	7.0	14t	1
	Jeris White	1974-76	2	4	2.0	4	0
	Tyrone Braxton	1994	2	3	1.5	3	0
	Chris Green	1991-94	2	0	0.0	0	0
86.	Kenny Mixon	1998-01	1	56	56.0	56t	1
	Jay Brophy	1984-86	1	41	41.0	41	0
	Dean Brown	1970	1	32	32.0	32	0
	Bob Neff	1966-68	1	32	32.0	17	0
	Hugh Green	1985-91	1	28	28.0	28	0
	Earl Faison	1966	1	26	26.0	26	0
	Vern Den Herder	1971-81	1	24	24.0	24	0
	Charles Cornelius	1977-78	1	21	21.0	21	0
	Bob Bruggers	1966-68	1	20	20.0	20	0
	Ralph Ortega	1979-80	1	17	17.0	13	0
	Ted Davis	1970	1	15	15.0	15	0
	Rick Graf	1987-89	1	14	14.0	14	0
	Shawn Lee	1990-91	1	14	14.0	14	0
	Jackie Shipp	1984-88	1	7	7.0	7	0
	Craig Veasey	1993-94	1	7	7.0	7	0
	Eric Kumerow	1988-90	1	5	5.0	5	0
	Alex Moyer	1985-86	1	4	4.0	4	0
	Greg Jeffries	1999-00	1	3	3.0	3	0
	Jack Rudolph	1966	1	3	3.0	3	0
	Chris Singleton	1993-96	1	3	3.0	3	0
	Brendon Ayanbadejo	2003-04	1	2	2.0	2	0
	Mike Charles	1983-86	1	2	2.0	2	0
	Mike Reichenbach	1990-91	1	2	2.0	2	0
	Larry Ball	1972-74, 1977-78	1	2	2.0	2	0
	Randall Edmunds	1968-69	1	1	1.0	1	0
	Bruce Alexander	1992	1	0	0.0	0	0
	Bob Baumhower	1977-86	1	0	0.0	0	0
	Tim Bowens	1994-04	1	0	0.0	0	0
	Jeff Cross	1989-95	1	0	0.0	0	0
	Scott Galyon	2000-02	1	0	0.0	0	0
	Jermaine Haley	2000-02	1	0	0.0	0	0
	Sean Hill	1994-96	1	0	0.0	0	0
	Mack Lamb	1967-68	1	0	0.0	0	0
	Cliff Odom	1990-93	1	0	0.0	0	0
	Muhammad Oliver	1994	1	0	0.0	0	0
	Vern Roberson	1977	1	0	0.0	0	0
	Bryant Salter	1976	1	0	0.0	0	0
	Terrance Shaw	2000	1	0	0.0	0	0
	Jay Williams	2002-04	1	0	0.0	0	0
	Jeff Zgonina	2003-04	1	0	0.0	0	0

SACKS

PLAYER	YEARS	NO.	PLAYER	YEARS	NO.
1. Jason Taylor	1997-04	80.5	6. Trace Armstrong	1995-00	56.5
2. Bill Stanfill	1969-76	67.5	7. Bob Baumhower	1977-86	39.5
3. Doug Betters	1978-87	65.5	Kim Bokamper	1977-85	39.5
4. Vern Den Herder	1971-81	64.0	9. A.J. Duhe	1977-84	38.5
5. Jeff Cross	1988-95	59.5	10. Manny Fernandez	1968-75	35.0

KICKOFF RETURNS

PLAYER	YEARS	NO.	YDS.	AVG.	LG	TD
1. Mercury Morris	1969-75	111	2947	26.5	105t	3
2. Fulton Walker	1981-85	123	2944	23.9	90t	1
3. Brock Marion	1998-03	107	2517	23.5	93	0
4. O.J. McDuffie	1993-01	92	2103	22.9	48	0
5. Irving Spikes	1994-97	89	2058	23.1	55	0
6. Lorenzo Hampton	1985-89	96	2025	21.1	46	0
7. Travis Minor	2001-04	80	1798	22.5	66	0
8. Duriel Harris	1976-83, 1985	56	1416	25.3	69	0
9. Wes Welker	2004	57	1313	23.0	95t	1
10. Gary Davis	1976-79	55	1309	23.8	73	0

PUNT RETURNS

PLAYER	YEARS	NO.	FC	YDS.	AVG.	LG	TD
1. Jake Scott	1970-75	127	55	1330	10.5	77t	1
2. O.J. McDuffie	1993-01	127	91	1127	8.9	72t	2
3. Tom Vigorito	1981-85	79	21	830	10.5	87t	2
4. Freddie Solomon	1975-77	71	4	810	11.4	79t	2
5. Scott Schwedes	1987-90	75	18	732	9.8	70t	1
6. Jeff Ogden	2000-01	51	22	700	13.7	81t	1
7. Mark Clayton	1983-92	52	13	485	9.3	60t	1
8. Tony Nathan	1979-87	51	26	484	9.5	86t	1
9. Wes Welker	2004	43	12	464	10.8	71	0
10. Scott Miller	1991-96	54	30	451	8.4	32	0
Terrell Buckley	1995-99, 2003	45	9	451	10.0	35	0

TOP TWENTY SEASON LEADERS

RUSHING YARDS

NAME	YEAR	YARDS
1. Ricky Williams	2002	1853
2. Ricky Williams	2003	1372
3. Delvin Williams	1978	1258
4. Lamar Smith	2000	1139
5. Larry Csonka	1972	1117
6. Karim Abdul-Jabbar	1996	1116
7. Larry Csonka	1971	1051
8. Larry Csonka	1973	1003
9. Mercury Morris	1972	1000
10. Lamar Smith	2001	968
11. Karim Abdul-Jabbar	1998	960
12. Mercury Morris	1973	954
13. Mark Higgs	1992	915
14. Mark Higgs	1991	905
15. Karim Abdul-Jabbar	1997	892
16. Bernie Parmalee	1995	878
17. Mercury Morris	1975	875
18. Larry Csonka	1970	874
19. Bernie Parmalee	1994	868
20. Larry Csonka	1979	837

PASSING YARDS

NAME	YEAR	YARDS
1. Dan Marino	1984	5084
2. Dan Marino	1986	4746
3. Dan Marino	1994	4453
4. Dan Marino	1988	4434
5. Dan Marino	1985	4137
6. Dan Marino	1992	4116

	NAME	YEAR	YARDS
7.	Dan Marino	1989	3997
8.	Dan Marino	1991	3970
9.	Dan Marino	1997	3780
10.	Dan Marino	1995	3668
11.	Dan Marino	1990	3563
12.	Dan Marino	1998	3497
13.	Jay Fiedler	2001	3290
14.	Dan Marino	1987	3245
15.	Dan Marino	1996	2795
16.	Bob Griese	1968	2473
17.	David Woodley	1981	2470
18.	Dan Marino	1999	2448
19.	Jay Fiedler	2000	2402
20.	Bob Griese	1977	2252

PASSING TOUCHDOWNS

	NAME	YEAR	TOUCHDOWNS
1.	Dan Marino	1984	48
2.	Dan Marino	1986	44
3.	Dan Marino	1985	30
	Dan Marino	1994	30
5.	Dan Marino	1988	28
6.	Dan Marino	1987	26
7.	Dan Marino	1991	25
8.	Dan Marino	1989	24
	Dan Marino	1992	24
	Dan Marino	1995	24
11.	Dan Marino	1998	23
12.	Bob Griese	1977	22
13.	Bob Griese	1968	21
	Dan Marino	1990	21
15.	Dan Marino	1983	20
	Jay Fiedler	2001	20
17.	Bob Griese	1971	19
18.	Bob Griese	1973	17
	Dan Marino	1996	17
20.	Bob Griese	1974	16
	Dan Marino	1997	16

RECEPTIONS

	NAME	YEAR	RECEPTIONS
1.	O.J. McDuffie	1998	90
2.	Mark Clayton	1988	86
3.	O.J. McDuffie	1997	76
4.	Terry Kirby (RB)	1993	75
5.	O.J. McDuffie	1996	74
6.	Mark Clayton	1984	73
	Irving Fryar	1994	73
	Randy McMichael (TE)	2004	73
9.	Tony Nathan (RB)	1985	72
10.	Mark Duper	1984	71
11.	Mark Clayton	1985	70
	Mark Clayton	1991	70
	Mark Duper	1991	70
14.	Chris Chambers	2004	69
15.	Jack Clancy	1967	67
	Mark Duper	1986	67
	Tony Martin	1999	67
18.	Terry Kirby (RB)	1995	66
19.	Mark Clayton	1989	64
	Irving Fryar	1993	64
	Chris Chambers	2003	64

RECEIVING YARDS

	NAME	YEAR	YARDS
1.	Mark Clayton	1984	1389
2.	Mark Duper	1986	1313
3.	Mark Duper	1984	1306
4.	Irving Fryar	1994	1270
5.	Mark Clayton	1986	1150
6.	Mark Clayton	1988	1129
7.	Mark Duper	1991	1085
8.	Mark Clayton	1991	1053
9.	O.J. McDuffie	1998	1050
10.	Tony Martin	1999	1037
11.	Mark Clayton	1989	1011
12.	Irving Fryar	1993	1010
13.	Mark Duper	1983	1003
14.	Mark Clayton	1985	996
	Paul Warfield	1971	996
16.	Chris Chambers	2003	963
17.	O.J. McDuffie	1997	943
18.	O.J. McDuffie	1996	918
19.	Duriel Harris	1981	911
20.	Irving Fryar	1995	910

POINTS

	NAME	YEAR	POINTS
1.	Olindo Mare	1999	144
2.	Pete Stoyanovich	1992	124
3.	Pete Stoyanovich	1991	121
4.	Pete Stoyanovich	1995	118
5.	Garó Yepremian	1971	117
	Olindo Mare	1997	117
	Olindo Mare	2000	117
8.	Fuad Reveiz	1985	116
9.	Garó Yepremian	1972	115
10.	Olindo Mare	2002	114
11.	Garó Yepremian	1973	113
12.	Uwe von Schamann	1981	109
	Pete Stoyanovich	1993	109
14.	Mark Clayton	1984	108
15.	Pete Stoyanovich	1994	107
16.	Ricky Williams	2002	102
17.	Pete Stoyanovich	1990	100
18.	Uwe von Schamann	1979	99
	Uwe von Schamann	1983	99
	Olindo Mare	1998	99
	Olindo Mare	2003	99

SACKS

	NAME	YEAR	SACKS
1.	Bill Stanfill	1973	18.5
	Jason Taylor	2002	18.5
3.	Trace Armstrong	2000	16.5
4.	Doug Betters	1983	16.0
5.	Adewale Ogunleye	2003	15.0
6.	Jason Taylor	2000	14.5
7.	Doug Betters	1984	14.0
8.	Bryan Cox	1992	14.0
9.	Jason Taylor	2003	13.0
10.	Trace Armstrong	1996	12.0
11.	Jeff Cross	1990	11.5
12.	Mel Branch	1968	11.0
13.	Vern Den Herder	1975	11.0
14.	Vern Den Herder	1972	10.5
15.	Jeff Cross	1993	10.5
	Trace Armstrong	1998	10.5

	NAME	YEAR	SACKS
17.	Bill Stanfill	1972	10.0
	Vern Den Herder	1973	10.0
	Bill Stanfill	1974	10.0
	Jeff Cross	1989	10.0

TACKLES

	NAME	YEAR	TACKLES
1.	Steve Towle	1976	217
2.	Zach Thomas	2002	195
3.	Zach Thomas	2003	184
4.	Zach Thomas	1996	180
	Zach Thomas	2001	180
6.	Rusty Chambers	1979	178
7.	Earnie Rhone	1981	171
8.	Zach Thomas	2004	168
9.	Zach Thomas	1999	167
10.	Steve Towle	1975	164
11.	Nick Buoniconti	1973	162
12.	Zach Thomas	1998	160
13.	Rusty Chambers	1978	151
14.	Zach Thomas	1997	149
15.	Bryan Cox	1994	147
16.	Nick Buoniconti	1972	146
17.	Bob Baumhower	1979	146
18.	Nick Buoniconti	1970	145
19.	Bob Baumhower	1978	144
20.	Bryan Cox	1995	142

DOLPHINS OUTSTANDING PERFORMANCES

300-PLUS PASSING YARDS

PLAYER	DATE	OPPONENT	ATT.	COMP.	YDS.	TD	INT.	LG
Dan Marino	10/23/88	N.Y. JETS	60	35	521	3	5	56
Dan Marino	9/4/94	NEW ENGLAND	42	23	473	5	1	64t
Dan Marino	12/2/84	L.A. RAIDERS	57	35	470	4	2	64
Dan Marino	10/1/95	at Cincinnati	48	33	450	2	1	58
Dan Marino	9/21/86	at N.Y. Jets	50	30	448	6	2	46t
Dan Marino	9/25/94	at Minnesota	54	29	431	3	3	43
Dan Marino	9/30/84	at St. Louis	36	24	429	3	0	51
Dan Marino	9/24/89	N.Y. JETS	55	33	427	3	2	43t
Dan Marino	11/4/84	at N.Y. Jets	42	23	422	2	2	54
* Dan Marino	12/30/95	at Buffalo	64	33	422	2	3	45t
* Dan Marino	1/6/85	PITTSBURGH	32	21	421	4	1	41
David Woodley	10/25/81	at Dallas	37	21	408	3	5	69t
Dan Marino	12/9/84	at Indianapolis	41	29	404	4	1	42
Dan Marino	11/16/86	at Buffalo	54	39	404	4	0	39
Dan Marino	12/12/88	CLEVELAND	50	30	404	4	3	46
* Don Strock	1/2/82	SAN DIEGO	43	29	403	4	1	50t
Dan Marino	12/14/86	at L.A. Rams	46	29	403	5	1	69t
Dan Marino	12/20/87	WASHINGTON	50	22	393	3	1	59t
Dan Marino	10/10/99	at Indianapolis	38	25	393	2	0	62
Dan Marino	9/29/85	at Denver	43	25	390	3	0	73
Dan Marino	11/23/97	at New England	60	38	389	0	3	27
Dan Marino	12/13/87	at Philadelphia	39	25	376	3	1	54
Dan Marino	10/12/97	at N.Y. Jets	38	27	372	2	0	36t
Bernie Kosar	10/15/95	at New Orleans	42	29	368	3	2	31t
Dan Marino	12/9/90	PHILADELPHIA	54	27	365	2	0	37
Steve DeBerg	12/5/93	N.Y. GIANTS	41	26	365	1	2	44

Dan Marino	11/10/85	N.Y. JETS	37	21	362	3	3	60
Dan Marino	11/6/88	at New England	51	29	359	1	2	32
Dan Marino	11/12/89	at N.Y. Jets	34	18	359	3	2	78t
Dan Marino	11/27/94	at N.Y. Jets	44	31	359	4	2	28t
Dan Marino	10/25/92	INDIANAPOLIS	45	25	355	2	3	48t
Dan Marino	12/21/98	DENVER	38	23	355	4	1	56t
Dan Marino	11/27/88	at N.Y. Jets	35	17	353	5	0	80t
Bob Griese	11/20/78	at Houston	33	23	349	2	1	47
Dan Marino	12/8/85	at Green Bay	44	30	345	5	1	61
Scott Mitchell	10/31/93	KANSAS CITY	44	23	344	3	0	77t
Steve DeBerg	12/13/93	PITTSBURGH	44	27	344	1	2	47
Dan Marino	12/3/95	ATLANTA	50	35	343	2	2	32
Dan Marino	12/17/84	DALLAS	40	23	340	4	2	63
Dan Marino	12/24/89	KANSAS CITY	47	28	339	3	1	35
Dan Marino	11/18/84	at San Diego	41	28	338	2	2	32
Dan Marino	10/12/86	BUFFALO	41	24	337	1	1	39
Dan Marino	10/22/89	GREEN BAY	37	24	333	2	2	61
Dan Marino	11/12/95	NEW ENGLAND	37	27	333	2	2	31t
Dan Marino	11/1/87	PITTSBURGH	31	25	332	4	2	50t
Dan Marino	11/17/85	at Indianapolis	37	22	330	1	0	42
Dan Marino	9/15/85	INDIANAPOLIS	48	29	329	2	0	26
Dan Marino	10/16/88	SAN DIEGO	45	26	329	1	0	51
Jay Fiedler	12/28/03	N.Y. JETS	29	21	328	1	1	59
Bob Griese	9/14/69	at Cincinnati	39	19	327	1	2	50
Dan Marino	11/18/91	BUFFALO	42	23	326	2	2	41
Dan Marino	9/7/97	TENNESSEE	43	24	324	0	0	50
* Dan Marino	1/12/91	at Buffalo	49	23	323	3	2	64t
Dan Marino	10/12/98	at Jacksonville	49	30	323	2	1	28
Don Strock	12/15/79	N.Y. JETS	41	26	322	1	2	38
Dan Marino	10/9/83	BUFFALO	29	19	322	3	2	63
Dan Marino	9/14/92	at Cleveland	35	25	322	1	0	47
Dan Marino	12/27/99	N.Y. JETS	52	29	322	3	3	32t
Dan Marino	10/14/84	HOUSTON	32	25	321	3	0	32
Dan Marino	10/6/91	at New England	38	25	321	2	0	34
Dan Marino	11/16/92	BUFFALO	33	22	321	2	1	55
Dan Marino	12/13/98	N.Y. JETS	57	30	321	1	1	31
Dan Marino	12/27/98	at Atlanta	36	21	320	1	2	50
Jay Fiedler	12/22/01	at New England	37	21	320	1	0	44
** Dan Marino	1/20/85	vs. San Francisco	50	29	318	1	2	30
Dan Marino	10/21/84	at New England	39	24	316	4	1	28
Dan Marino	12/5/99	INDIANAPOLIS	38	24	313	3	1	33t
Dan Marino	11/20/94	at Pittsburgh	45	31	312	1	1	45
Dan Marino	9/2/84	at Washington	28	21	311	5	0	74
Dan Marino	12/4/94	BUFFALO	42	25	311	3	3	45t
Dan Marino	12/7/97	DETROIT	39	24	310	2	1	27t
Jay Fiedler	9/29/02	at Kansas City	45	29	310	1	4	38
David Woodley	9/27/81	at Baltimore	30	19	309	2	0	48
John Stofa	12/18/66	HOUSTON	38	22	307	4	2	48t
Dan Marino	12/1/91	TAMPA BAY	32	20	307	2	0	51
Bob Griese	10/17/76	KANSAS CITY	35	25	306	1	2	39
Dan Marino	12/4/88	INDIANAPOLIS	32	26	304	3	1	55
Dan Marino	11/30/86	ATLANTA	40	20	303	2	4	54t
Dan Marino	10/25/87	BUFFALO	36	24	303	4	0	25t
A.J. Feeley	12/5/04	BUFFALO	51	25	303	3	5	36
Dan Marino	10/20/85	TAMPA BAY	39	27	302	3	1	42
Dan Marino	9/28/86	SAN FRANCISCO	46	27	301	1	4	24
Dan Marino	12/10/89	NEW ENGLAND	32	21	300	0	1	36

100-PLUS RECEIVING YARDS

PLAYER	DATE	OPPONENT	NO.	YDS.	TD	LG
Mark Duper	11/10/85	N.Y. JETS	8	217	2	60t
Irving Fryar	9/4/94	NEW ENGLAND	5	211	3	54t
Nat Moore	10/4/81	N.Y. JETS	7	210	2	52
Mark Duper	10/9/83	BUFFALO	7	202	2	63
Duriel Harris	10/28/79	GREEN BAY	10	180	1	37t
Mark Duper	9/2/84	at Washington	6	178	2	74t
Mark Clayton	12/2/84	L.A. RAIDERS	9	177	2	64t

PLAYER	DATE	OPPONENT	NO.	YDS.	TD	LG
Mark Clayton	9/21/86	at N.Y. Jets	8	174	1	42
Mark Duper	9/23/84	INDIANAPOLIS	7	173	2	80t
Mark Duper	12/20/87	WASHINGTON	6	170	3	59t
Tony Martin	10/10/99	at Indianapolis	10	166	1	40
Duriel Harris	10/25/81	at Dallas	6	165	0	45
Jimmy Cefalo	10/25/81	at Dallas	5	164	1	69t
Mark Duper	9/30/84	at St. Louis	8	164	0	51
Bo Roberson	12/4/66	at Denver	6	161	0	71
Irving Fryar	9/25/94	at Minnesota	6	160	0	43
Paul Warfield	11/14/71	PITTSBURGH	3	158	3	86t
Mark Duper	11/4/84	at N.Y. Jets	7	155	0	54
Mark Duper	9/21/86	at N.Y. Jets	7	154	2	46t
* O.J. McDuffie	12/30/95	at Buffalo	11	154	1	31
Mark Clayton	10/23/88	N.Y. JETS	10	153	2	45t
Oronde Gadsden	12/27/98	at Atlanta	9	153	0	50
Chris Chambers	12/28/03	N.Y. JETS	9	153	1	24
Mark Clayton	12/17/84	DALLAS	4	150	3	63t
* Mark Duper	1/6/85	PITTSBURGH	5	148	2	41t
Terry Kirby	12/19/93	BUFFALO	9	148	1	30t
Paul Warfield	9/19/71	at Denver	6	146	1	36
Chris Chambers	1/2/05	at Baltimore	4	146	1	76t
Duriel Harris	11/8/81	at New England	8	145	0	55
Mark Duper	12/14/86	at L.A. Rams	5	145	3	69t
Nat Moore	12/17/77	BUFFALO	5	144	1	67
Mark Clayton	9/30/84	at St. Louis	5	143	1	42
Mark Clayton	9/7/86	at San Diego	5	143	2	49t
Otto Stowe	11/27/72	ST. LOUIS	6	140	2	37t
* Paul Warfield	12/25/71	at Kansas City	7	140	0	42
Paul Warfield	11/17/74	BUFFALO	4	139	1	54
Fred Barnett	12/8/96	N.Y. GIANTS	4	139	0	66
Mark Clayton	9/1/91	at Buffalo	6	138	2	43t
Chris Chambers	12/15/02	OAKLAND	7	138	0	40
O.J. McDuffie	10/27/97	CHICAGO	7	137	0	55
Lamar Thomas	12/21/98	DENVER	6	136	3	56t
O.J. McDuffie	9/7/97	TENNESSEE	8	135	0	50
Mark Duper	10/30/83	L.A. RAMS	7	134	1	46t
Mark Duper	12/9/91	CINCINNATI	7	134	1	43t
Paul Warfield	12/10/72	at N.Y. Giants	4	132	1	44
Mark Duper	10/23/88	N.Y. JETS	6	132	0	56
O.J. McDuffie	11/8/98	INDIANAPOLIS	9	132	2	61t
Mark Duper	10/15/89	at Cincinnati	5	129	0	41
Bo Roberson	9/18/66	at Buffalo	5	128	1	54t
Marlin Briscoe	11/12/72	NEW ENGLAND	4	128	2	51t
Mark Clayton	12/3/89	at Kansas City	9	128	1	47
Chris Chambers	10/24/04	ST. LOUIS	3	128	1	71t
Duriel Harris	10/9/77	at Baltimore	4	127	0	47
Nat Moore	9/30/79	at N.Y. Jets	8	127	1	36
Mark Clayton	12/9/84	at Indianapolis	9	127	1	32
Jack Clancy	12/3/67	at Houston	7	126	1	44t
* Paul Warfield	1/2/72	BALTIMORE	2	125	1	75t
Mark Clayton	11/5/89	INDIANAPOLIS	4	125	1	78t
Mark Duper	10/7/90	N.Y. JETS	5	125	2	69t
Howard Twilley	11/3/68	at San Diego	7	124	1	38
Nat Moore	10/10/76	at Baltimore	3	124	1	67t
Chris Chambers	12/22/01	at New England	7	124	0	44
Mark Duper	9/23/87	at New England	9	123	2	26
Oronde Gadsden	10/10/99	at Indianapolis	4	123	1	62
Marty Booker	10/10/04	at New England	7	123	0	45
Paul Warfield	10/10/70	at N.Y. Jets	5	122	1	40
Mark Clayton	11/3/85	at New England	7	122	0	39
Mark Clayton	10/29/89	at Buffalo	7	122	1	44t
Mel Baker	12/15/74	NEW ENGLAND	4	121	2	46t
Nat Moore	9/23/79	CHICAGO	5	121	1	36
Mark Duper	11/20/83	BALTIMORE	5	121	1	85t
O.J. McDuffie	10/20/96	at Philadelphia	7	121	2	36
Paul Warfield	10/3/70	OAKLAND	3	120	2	54t

PLAYER	DATE	OPPONENT	NO.	YDS.	TD	LG
Tony Nathan	9/29/85	at Denver	10	120	0	73
Tony Martin	9/10/00	at Minnesota	6	120	0	44
Duriel Harris	11/18/79	at Cleveland	4	119	0	51
Fred Banks	12/10/89	NEW ENGLAND	6	119	0	36
Oronde Gadsden	10/23/00	at N.Y. Jets	7	119	0	29
Tony Nathan	9/28/80	NEW ORLEANS	7	118	0	22
Mark Duper	10/16/88	SAN DIEGO	7	118	1	51
Fred Banks	12/12/88	CLEVELAND	6	118	0	46
* O.J. McDuffie	1/9/99	at Denver	9	118	0	23
Tony Martin	10/17/99	at New England	7	118	1	69t
Chris Chambers	9/7/03	HOUSTON	7	118	2	57t
Paul Warfield	10/3/71	N.Y. JETS	5	117	0	32
Duriel Harris	9/9/79	SEATTLE	5	117	0	51
* Mark Duper	12/31/83	SEATTLE	9	117	1	32t
Ferrell Edmunds	11/27/88	at N.Y. Jets	2	117	1	80t
Mark Ingram	11/27/94	at N.Y. Jets	9	117	4	28t
Duriel Harris	11/12/76	BALTIMORE	5	116	0	44
Duriel Harris	11/25/79	at Baltimore	7	116	2	31t
Mark Clayton	11/27/88	at N.Y. Jets	7	116	2	31t
Oronde Gadsden	11/25/01	at Buffalo	8	116	0	42
Mark Duper	11/30/86	ATLANTA	4	115	1	54t
Jack Clancy	11/19/67	at Oakland	8	114	0	39
Nat Moore	9/25/77	at San Francisco	3	114	1	73t
Duriel Harris	11/30/81	PHILADELPHIA	9	114	1	39
* Tony Nathan	1/2/82	SAN DIEGO	9	114	1	32
Freddie Solomon	12/5/76	BUFFALO	5	114	1	53t
* Tony Nathan	1/6/85	PITTSBURGH	8	114	0	30
Oronde Gadsden	1/2/00	at Washington	9	114	1	26
Joe Auer	9/17/67	DENVER	2	113	1	68t
Marlin Briscoe	9/15/74	at New England	9	113	1	20
Nat Moore	11/2/75	at Chicago	4	113	1	79t
Mark Duper	9/24/89	N.Y. JETS	6	113	0	26
* Mark Duper	1/12/91	at Buffalo	3	113	1	64t
Irving Fryar	11/20/94	at Pittsburgh	6	113	0	45
Irving Fryar	9/10/95	at New England	3	113	2	67t
Chris Chambers	11/11/01	at Indianapolis	3	113	2	74t
Irving Fryar	11/13/94	CHICAGO	9	112	0	21
James McKnight	11/24/02	SAN DIEGO	3	111	1	77
Frank Jackson	12/18/66	HOUSTON	4	110	1	48t
Mark Clayton	10/7/84	at Pittsburgh	5	110	0	33
Mark Duper	11/2/86	HOUSTON	2	110	1	85t
Jim Jensen	11/6/88	at New England	12	110	0	17
Scott Schwedes	12/18/88	at Pittsburgh	4	110	0	42
Tony Martin	10/4/93	WASHINGTON	4	110	1	80t
Irving Fryar	12/4/94	BUFFALO	5	110	2	45t
Irving Fryar	9/3/95	N.Y. JETS	5	110	2	50t
O.J. McDuffie	11/23/97	at New England	9	110	0	27
Duriel Harris	9/11/83	NEW ENGLAND	4	109	1	64t
Nat Moore	9/29/85	at Denver	5	109	1	69t
Mark Clayton	10/19/86	L.A. RAIDERS	4	109	1	68t
Mark Duper	11/16/86	at Buffalo	7	109	1	27t
* Keith Jackson	1/8/95	at San Diego	8	109	2	31
Tony Martin	12/5/99	INDIANAPOLIS	6	109	1	33t
Paul Warfield	10/31/71	at L.A. Rams	3	108	1	74t
Mark Clayton	12/12/88	CLEVELAND	8	108	2	21
O.J. McDuffie	11/6/94	INDIANAPOLIS	7	108	1	28t
Mark Duper	12/2/85	CHICAGO	5	107	0	52
Scott Schwedes	11/12/89	at N.Y. Jets	3	107	1	65t
Terry Kirby	12/13/93	PITTSBURGH	7	107	0	47
Larry Seiple	11/16/69	at Buffalo	8	106	0	25
Nat Moore	10/17/76	KANSAS CITY	5	106	0	39
* Duriel Harris	1/2/82	SAN DIEGO	6	106	0	34
Mark Clayton	10/28/84	BUFFALO	3	106	2	65t
Mark Clayton	9/15/85	INDIANAPOLIS	8	106	1	26
Tony Martin	12/1/91	TAMPA BAY	5	106	1	51
Mark Duper	12/15/91	at San Diego	8	106	0	39
O.J. McDuffie	11/10/96	INDIANAPOLIS	6	106	1	36

PLAYER	DATE	OPPONENT	NO.	YDS.	TD	LG
Charles Jordan	11/30/97	at Oakland	5	106	2	44t
Nat Moore	11/4/84	at N.Y. Jets	5	105	1	37t
Andre Brown	10/29/89	at Buffalo	5	105	1	44t
O.J. McDuffie	12/13/98	N.Y. JETS	11	105	1	20
Joe Auer	11/27/66	NEW ENGLAND	5	104	1	22
Karl Noonan	9/14/68	HOUSTON	7	104	1	44
Paul Warfield	9/15/74	at New England	5	104	0	39
Howard Twilley	10/17/76	KANSAS CITY	8	104	0	20
Mark Clayton	12/13/87	at Philadelphia	7	104	2	21
Tony Martin	10/13/91	at Kansas City	4	104	0	54
Chris Chambers	11/7/04	ARIZONA	7	104	0	30
Paul Warfield	12/15/73	DETROIT	6	103	4	29
Irving Fryar	9/26/93	at Buffalo	7	103	1	36t
Mark Ingram	10/31/93	KANSAS CITY	4	103	1	77t
Irving Fryar	11/7/93	at N. Y. Jets	6	103	1	65t
Irving Fryar	11/27/94	at N.Y. Jets	5	103	0	25
Oronde Gadsden	12/5/99	INDIANAPOLIS	6	103	1	24t
Chris Chambers	11/21/04	at Seattle	9	103	1	28
Jack Clancy	10/8/67	KANSAS CITY	6	102	0	28
Larry Seiple	11/2/69	at N.Y. Jets	7	102	2	29t
Nat Moore	11/9/75	N.Y. JETS	4	102	0	63
Nat Moore	12/15/79	N.Y. JETS	5	102	0	34
Tony Nathan	11/20/80	SAN DIEGO	7	102	1	20
Mark Duper	9/28/86	SAN FRANCISCO	7	102	0	24
Mark Duper	10/5/86	at New England	4	102	0	45
Mark Clayton	12/10/89	NEW ENGLAND	6	102	0	34
Mark Clayton	12/24/89	KANSAS CITY	6	102	1	35
O.J. McDuffie	11/29/98	NEW ORLEANS	9	102	3	22t
Tony Martin	12/27/99	N.Y. JETS	6	102	1	32t
Oronde Gadsden	11/4/01	CAROLINA	5	102	0	61
Chris Chambers	9/29/02	at Kansas City	6	102	0	38
Randy McMichael	10/19/03	NEW ENGLAND	8	102	0	22
Jim Mandich	9/29/74	at San Diego	4	101	0	44
* Tony Nathan	1/4/86	CLEVELAND	10	101	0	39
Tony Nathan	9/28/86	SAN FRANCISCO	10	101	0	18
Mark Duper	10/19/86	L.A. RAIDERS	4	101	0	44
Tony Martin	9/13/99	at Denver	4	101	0	40
Chris Chambers	11/25/01	at Buffalo	5	101	2	32t
Mark Duper	11/1/87	PITTSBURGH	5	100	1	50t
Mark Clayton	9/29/91	at N.Y. Jets	7	100	1	25
Mark Duper	11/16/92	BUFFALO	5	100	0	55
Keith Jackson	9/18/94	N.Y. JETS	6	100	0	35
Charles Jordan	9/14/97	at Green Bay	4	100	1	44

100-PLUS RUSHING YARDS

PLAYER	DATE	OPPONENT	ATT.	YDS.	TD	LG
Ricky Williams	12/1/02	at Buffalo	27	228	2	55t
Ricky Williams	12/9/02	CHICAGO	31	216	2	63t
* Lamar Smith	12/30/00	INDIANAPOLIS	40	209	2	24
+ Mercury Morris	9/30/73	NEW ENGLAND	15	197	3	70t
Ricky Williams	12/29/02	at New England	31	185	2	30
Gary Davis	12/17/77	BUFFALO	26	172	1	60t
Troy Stradford	11/22/87	at Dallas	17	169	1	51
Sammie Smith	9/9/90	at New England	23	159	1	27
Lamar Smith	1/6/02	BUFFALO	30	158	1	25
Lamar Smith	10/23/00	at N.Y. Jets	23	155	2	68t
Ricky Williams	9/21/03	BUFFALO	42	153	1	21
Karim Abdul-Jabbar	12/22/96	at N.Y. Jets	30	152	1	17t
Abner Haynes	9/17/67	DENVER	12	151	2	65t
Delvin Williams	11/9/80	at Los Angeles	12	151	0	65
Ricky Williams	9/22/02	N.Y. JETS	24	151	1	53t
Bernie Parmalee	10/16/94	L.A. RAIDERS	30	150	0	26
Lorenzo Hampton	11/24/86	N.Y. JETS	19	148	2	54t
Mark Higgs	9/1/91	at Buffalo	30	146	1	20
** Larry Csonka	1/13/74	vs. Minnesota	33	145	2	14t
Lamar Smith	9/3/00	SEATTLE	27	145	1	36

PLAYER	DATE	OPPONENT	ATT.	YDS.	TD	LG
Mercury Morris	11/11/73	BALTIMORE	12	144	2	53t
Delvin Williams	11/12/78	at Buffalo	26	144	2	26t
Lamar Smith	10/7/01	NEW ENGLAND	29	144	1	17
Ricky Williams	11/24/02	SAN DIEGO	29	143	2	19
Leroy Harris	12/5/77	BALTIMORE	17	140	1	77t
Benny Malone	10/9/77	at Baltimore	12	139	2	62t
Larry Csonka	10/24/71	at N.Y. Jets	20	137	2	21t
Delvin Williams	9/17/78	BUFFALO	24	135	1	18t
Ricky Williams	9/15/02	at Indianapolis	24	132	0	19
Mark Higgs	12/1/91	TAMPA BAY	25	131	1	19t
Andra Franklin	12/5/82	MINNESOTA	28	129	1	12t
Bernie Parmalee	12/12/94	KANSAS CITY	19	127	1	47t
Karim Abdul-Jabbar	11/15/98	at Carolina	25	127	1	30
Mercury Morris	10/5/75	at Green Bay	31	125	0	11
Lamar Smith	11/5/00	at Detroit	24	125	2	46t
Ricky Williams	9/14/03	at N.Y. Jets	34	125	1	22
Mercury Morris	10/26/75	at Buffalo	20	124	0	35
Karim Abdul-Jabbar	9/15/96	N.Y. JETS	23	124	2	29
Larry Csonka	12/2/74	CINCINNATI	24	123	0	24
Sammie Smith	11/5/89	INDIANAPOLIS	25	123	0	25
Bernie Parmalee	10/30/94	at New England	25	123	0	17
Larry Csonka	11/9/69	at Boston	16	121	1	54t
Jim Kiick	10/24/71	at N.Y. Jets	17	121	0	24
Don Nottingham	9/28/75	at New England	16	120	1	40t
Troy Stradford	12/7/87	N.Y. JETS	30	120	3	21
Bernie Parmalee	10/22/95	at N.Y. Jets	24	120	0	25
Benny Malone	10/31/76	NEW ENGLAND	21	119	0	17
Delvin Williams	9/3/78	at N.Y. Jets	11	119	1	58t
Tony Nathan	12/6/81	NEW ENGLAND	17	119	0	24
Larry Csonka	9/17/72	at Kansas City	21	118	1	17t
Benny Malone	10/24/76	at Tampa Bay	22	118	1	28
* Larry Csonka	12/30/73	OAKLAND	29	117	3	15
Mercury Morris	11/7/71	BUFFALO	13	116	1	45
Delvin Williams	10/22/78	at New England	19	116	1	24
Larry Csonka	12/6/70	NEW ENGLAND	21	115	1	30
Karim Abdul-Jabbar	9/1/96	NEW ENGLAND	26	115	1	14
Larry Csonka	11/27/72	ST. LOUIS	16	114	0	20
Larry Csonka	10/15/73	at Cleveland	21	114	2	13
* Larry Csonka	12/21/74	at Oakland	24	114	0	26
Mercury Morris	10/19/75	at N.Y. Jets	16	114	1	49
Mark Higgs	10/24/93	INDIANAPOLIS	17	114	0	31
Mercury Morris	12/3/72	at New England	15	113	0	20
** Larry Csonka	1/14/73	vs. Washington	15	112	0	22
* Andra Franklin	1/8/83	NEW ENGLAND	26	112	1	13
Jim Kiick	11/10/68	at Buffalo	23	111	1	25t
Benny Malone	10/3/76	L.A. RAMS	19	111	1	20
Mark Higgs	9/8/91	INDIANAPOLIS	27	111	0	24
Mark Higgs	9/20/92	L.A. RAMS	23	111	0	12
Ricky Williams	9/8/02	DETROIT	20	111	2	37
Ricky Williams	12/21/03	at Buffalo	29	111	0	22
Troy Stradford	11/1/87	PITTSBURGH	19	110	1	13
Lorenzo Hampton	12/22/86	NEW ENGLAND	13	109	0	20
Larry Csonka	11/30/70	at Atlanta	19	108	1	18
Jim Kiick	9/26/71	at Buffalo	20	108	0	16
Benny Malone	11/3/74	ATLANTA	24	108	1	13
Leroy Harris	11/20/77	at Cincinnati	20	108	0	16
Sammie Smith	12/30/90	INDIANAPOLIS	29	108	1	13
Mark Higgs	11/21/93	NEW ENGLAND	19	108	0	29
Karim Abdul-Jabbar	10/19/97	at Baltimore	22	108	3	15
Karim Abdul-Jabbar	9/6/98	at Indianapolis	23	108	1	16
Karim Abdul-Jabbar	9/20/98	PITTSBURGH	33	108	1	18
Larry Csonka	10/22/72	BUFFALO	18	107	1	21
Mercury Morris	11/19/72	N.Y. JETS	23	107	2	20t
Larry Csonka	11/4/73	at N.Y. Jets	19	107	0	16
Norm Bulaich	9/13/76	at Buffalo	19	107	0	26
Delvin Williams	10/9/78	CINCINNATI	24	107	0	19

PLAYER	DATE	OPPONENT	ATT.	YDS.	TD	LG
Andra Franklin	12/12/82	at New England	23	107	0	15
Mark Higgs	11/8/92	at Indianapolis	20	107	1	22
Lamar Smith	12/10/01	INDIANAPOLIS	28	107	0	17
Ricky Williams	11/23/03	WASHINGTON	23	107	2	24t
Ricky Williams	12/15/03	PHILADELPHIA	18	107	1	45
Jim Kiick	11/2/69	at N.Y. Jets	15	106	0	27
Mercury Morris	11/5/72	at Buffalo	11	106	2	33
* Mercury Morris	12/23/73	CINCINNATI	20	106	1	25
Larry Csonka	9/29/74	at San Diego	21	106	2	14
J.J. Johnson	11/21/99	NEW ENGLAND	31	106	1	14
Benny Malone	10/16/77	N.Y. JETS	22	105	1	15t
Joe Carter	10/14/84	HOUSTON	13	105	1	25
Ricky Williams	10/6/02	NEW ENGLAND	36	105	0	12
Ricky Williams	11/16/03	BALTIMORE	36	105	0	16
Jim Kiick	10/6/68	at Houston	26	104	0	12
Larry Csonka	11/29/71	CHICAGO	16	104	1	19
Larry Csonka	9/16/73	SAN FRANCISCO	22	104	0	25
Benny Malone	10/27/74	BALTIMORE	19	104	1	23t
Benny Malone	12/8/74	at Baltimore	17	104	0	17
Gary Davis	11/24/77	at St. Louis	20	104	0	16
Karim Abdul-Jabbar	11/3/96	at New England	29	104	2	15
Ricky Williams	11/27/03	at Dallas	31	104	0	15
Larry Csonka	9/26/71	at Buffalo	20	103	1	17
Andra Franklin	9/12/82	at N.Y. Jets	28	103	2	18
Bernie Parmalee	11/5/95	at San Diego	19	103	0	40
Karim Abdul-Jabbar	11/9/97	N.Y. JETS	25	103	2	13
Larry Csonka	10/8/72	at N.Y. Jets	18	102	0	15
Don Nottingham	10/27/74	BALTIMORE	19	102	1	24
Don Nottingham	10/5/75	at Green Bay	21	102	3	14
Bernie Parmalee	11/26/95	at Indianapolis	20	102	0	15
Ricky Williams	11/17/02	BALTIMORE	26	102	2	18
Andra Franklin	11/1/81	BALTIMORE	23	101	0	15
Ricky Williams	12/15/02	OAKLAND	27	101	0	16
Mercury Morris	10/28/73	at New England	14	100	1	11
Terry Kirby	9/18/94	N.Y. JETS	15	100	1	30
Lamar Smith	12/3/00	at Buffalo	28	100	0	22

* Playoff game

** Super Bowl

+ Single-game record by two rushers, 277 yards; includes Larry Csonka 18 for 80.

RECORDS OF DOLPHINS STARTING QBs (1966-2004)

PLAYER	YEARS	REGULAR SEASON	PLAYOFFS	TOTAL
Dan Marino	1983-99	147-93-0	8-10	155-103-0
Bob Griese	1967-80	93-56-3	6-5	99-61-3
Jay Fiedler	2000-04	36-23-0	1-2	37-25-0
David Woodley	1980-83	27-12-1	3-2	30-14-1
Don Strock	1974-87	14-6-0	0-0	14-6-0
Earl Morrall	1972-76	11-1-0	2-0	13-1-0
Damon Huard	1997-2000	5-1-0	0-0	5-1-0
Brian Griese	2003	3-2-0	0-0	3-2-0
Scott Mitchell	1990-93	3-4-0	0-0	3-4-0
A.J. Feeley	2004	3-5-0	0-0	3-5-0
Steve DeBerg	1993	2-2-0	0-0	2-2-0
Ray Lucas	2001-02	2-4-0	0-0	2-4-0
George Wilson, Jr.	1966	2-5-0	0-0	2-5-0
George Mira	1971	1-0-0	0-0	1-0-0
John Stofa	1966-67, 1969-70	1-0-0	0-0	1-0-0
Craig Erickson	1996-98	1-2-0	0-0	1-2-0
Kyle Mackey	1987	1-2-0	0-0	1-2-0
Rick Norton	1966-69	1-10-0	0-0	1-10-0
Sage Rosenfels	2002-04	0-1-0	0-0	0-1-0
Bernie Kosar	1994-96	0-2-0	0-0	0-2-0
Dick Wood	1966	0-4-0	0-0	0-4-0
TOTALS		353-235-4	20-19	373-254-4

OPPONENTS INDIVIDUAL RECORDS

The following individual records relate solely to service against the Miami Dolphins. They include National Football League regular-season statistics only – with the exception of those single-game records marked by “*” or “***”.

* Playoff game

** Super Bowl

RUSHING

MOST RUSHING YARDS

Career

- 1,620 Thurman Thomas, Buffalo (20 games), 364 attempts
- 1,507 Freeman McNeil, N.Y. Jets (21 games), 281 attempts
- 1,432 Curtis Martin, N.E., N.Y. Jets (19 games), 378 attempts
- 1,177 O.J. Simpson, Buffalo (17 games), 240 attempts
- 1,065 Eric Dickerson, L.A. Rams, Ind., L.A. Raiders (11 games), 231 attempts

Game

- 203 O.J. Simpson, Buffalo (12/5/76 at Miami), 24 attempts
- 203 Rueben Mayes, New Orleans (12/7/86 at New Orleans), 28 attempts
- 199 Earl Campbell, Houston (11/20/78 at Houston), 28 attempts
- *199 Terrell Davis, Denver (1/9/99 at Denver), 21 attempts
- 173 Freeman McNeil, N.Y. Jets (11/14/85 at New York), 28 attempts
- 173 Ricky Watters, Philadelphia (10/20/96 at Philadelphia), 25 attempts

MOST RUSHING ATTEMPTS

Career

- 378 Curtis Martin, N.E., N.Y. Jets (19 games)
- 364 Thurman Thomas, Buffalo (20 games)
- 281 Freeman McNeil, N.Y. Jets (21 games)
- 240 O.J. Simpson, Buffalo (17 games)
- 235 Lydell Mitchell, S.D., Balt. (eight games)

Game

- **38 John Riggins, Washington (1/30/83 at Pasadena), 166 yards
- 38 Lee Suggs, Cleveland (12/26/04 at Miami), 143 yards
- 36 James Jones, Detroit (10/27/85 at Detroit), 114 yards
- 36 Curtis Martin, N.Y. Jets (10/4/98 at New York), 108 yards
- 35 Lydell Mitchell, Baltimore (12/9/73 at Baltimore), 104 yards
- 35 Thurman Thomas, Buffalo (12/17/95 at Buffalo), 148 yards
- 35 Travis Henry, Buffalo (12/1/02 at Buffalo), 151 yards

MOST RUSHING TOUCHDOWNS

Career

- 13 Curtis Martin, N.E., N.Y. Jets (19 games)

- 8 Jim Nance, Boston, N.Y. Jets (10 games)
- 8 Thurman Thomas, Buffalo (20 games)
- 7 Marcus Allen, Oak./L.A. Raiders, K.C. (eight games)
- 6 Eric Dickerson, L.A. Rams, Ind., L.A. Raiders (11 games)
- 6 Lydell Mitchell, S.D., Balt. (12 games)
- 6 Kenneth Davis, G.B., Buff. (13 games)

Game

- 4 Earl Campbell, Houston (11/20/78 at Houston)
- 3 Paul Robinson, Cincinnati (11/17/68 at Cincinnati)
- 3 Don McCauley, Baltimore (11/23/75 at Miami)
- 3 Marcus Allen, L.A. Raiders (12/2/84 at Miami)
- 3 Merril Hoge, Pittsburgh (11/26/89 at Miami)
- 3 Earnest Byner, Washington (12/2/90 at Washington)
- 3 Rod Bernstine, San Diego (12/15/91 at San Diego)
- 3 Kenneth Davis, Buffalo (12/19/93 at Miami)
- 3 Natrone Means, San Diego (12/27/93 at San Diego)
- 3 Curtis Martin, New England (11/3/96 at New England)

HIGHEST RUSHING AVERAGE

Career (minimum 125 attempts)

- 5.4 Freeman McNeil, N.Y. Jets (21 games), 281/1,507 yards
- 5.2 Jim Nance, Bost., N.Y. Jets (10 games), 167/867 yards
- 5.0 O.J. Simpson, Buffalo (17 games), 240/1,177 yards

Game (minimum 10 attempts)

- 10.4 Curtis Brown, Buffalo (11/12/78 at Buffalo), 11/114 yards
- 10.2 Johnny Hector, N.Y. Jets (12/22/91 at Miami), 13/132 yards
- *10.1 Earnest Byner, Cleveland (1/4/86 at Miami), 16/161 yards
- 9.8 Robert Holmes, Kansas City (9/28/68 at Miami), 13/128 yards

MOST 100-YARD RUSHING GAMES

- 7 Eric Dickerson, L.A. Rams, Ind., L.A. Raiders (11 games)
- 6 Thurman Thomas, Buffalo (20 games)
- 5 Freeman McNeil, N.Y. Jets (21 games)
- 5 Jim Nance, Bost., N.Y. Jets (10 games)
- 5 Curtis Martin, N.E., N.Y. Jets (19 games)

LONGEST RUNS FROM SCRIMMAGE

- *90t Fred Taylor, Jacksonville (1/15/00 at Jacksonville)
- 81t Earl Campbell, Houston (11/20/78 at Houston)

80t Carl Garrett, Boston (11/9/69 at Boston)
 77t Fred Taylor, Jacksonville (10/12/98 at Jacksonville)
 76t Robert Holmes, Kansas City (9/28/68 at Miami)
 75t O.J. Simpson, Buffalo (12/5/76 at Miami)
 *66t Earnest Byner, Cleveland (1/4/86 at Miami)
 65t Natrone Means, San Diego (12/27/93 at San Diego)
 64t Hoyle Granger, Houston (12/23/67 at Miami)
 64t Lydell Mitchell, Baltimore (10/9/77 at Baltimore)

PASSING

MOST YARDS PASSING

Career

5,398 Drew Bledsoe, N.E., Buff. (22 games)
 4,902 Joe Ferguson, Buff., T.B., Ind. (25 games)
 4,560 Jim Kelly, Buffalo (20 games)
 3,837 Ken O'Brien, N.Y. Jets, Phil. (16 games)
 3,709 Steve Grogan, New England (22 games)

Game

479 Ken O'Brien, N.Y. Jets (9/21/86 at New York), 29 of 43
 436 James Harris, L.A. Rams (10/3/76 at Miami), 17 of 29
 *433 Dan Fouts, San Diego (1/2/82 at Miami), 33 of 53
 423 Drew Bledsoe, New England (11/23/98 at New England), 28 of 54
 421 Drew Bledsoe, New England (9/4/94 at Miami), 32 of 51

MOST PASS ATTEMPTS

Career

765 Drew Bledsoe, N.E., Buff. (22 games)
 723 Joe Ferguson, Buff., T.B., Ind. (25 games)
 621 Jim Kelly, Buffalo (20 games)
 535 Steve Grogan, New England (22 games)
 489 Ken O'Brien, N.Y. Jets, Phil. (16 games)

Game

59 Vinny Testaverde, N.Y. Jets (10/23/00 at New York), 36 completions
 56 Dan Fouts, San Diego (11/18/84 at San Diego), 37 completions
 55 Joe Ferguson, Buffalo (10/9/83 at Miami), 38 completions
 55 Steve Bono, Kansas City (12/12/94 at Miami), 33 completions
 54 Drew Bledsoe, New England (11/23/98 at New England), 28 completions

MOST PASS COMPLETIONS

Career

418 Joe Ferguson, Buff., T.B., Ind. (25 games)
 412 Drew Bledsoe, N.E., Buff. (22 games)
 388 Jim Kelly, Buffalo (20 games)
 303 Ken O'Brien, N.Y. Jets, Phil. (16 games)
 280 Steve Grogan, New England (22 games)

Game

38 Joe Ferguson, Buffalo (10/9/83 at Miami), 55 attempts
 37 Dan Fouts, San Diego (11/18/84 at San

Diego), 56 attempts
 36 Vinny Testaverde, N.Y. Jets (10/23/00 at New York), 59 attempts
 *33 Dan Fouts, San Diego (1/2/82 at Miami), 53 attempts
 33 Steve Bono, Kansas City (12/12/94 at Miami), 55 attempts
 33 Troy Aikman, Dallas (10/27/96 at Miami), 41 attempts

MOST CONSECUTIVE PASS COMPLETIONS

15 Steve DeBerg, San Francisco (11/16/80 at Miami)

MOST TOUCHDOWN PASSES

Career

30 Drew Bledsoe, N.E., Buff. (22 games)
 26 Joe Ferguson, Buff., T.B., Ind. (25 games)
 25 Ken O'Brien, N.Y. Jets, Phil. (16 games)
 24 Jim Kelly, Buffalo (20 games)
 21 Steve Grogan, New England (22 games)

Game

5 Len Dawson, Kansas City (10/8/67 at Kansas City)
 5 Babe Parilli, Boston (10/15/67 at Boston)
 5 Joe Ferguson, Buffalo (10/9/83 at Miami)
 5 Vinny Testaverde, N.Y. Jets (10/23/00 at New York)
 5 Trent Green, Kansas City (9/29/02 at Kansas City)
 4 19 times (last – Drew Bledsoe, Buffalo 12/5/04)

MOST PASSES HAD INTERCEPTED

Career

33 Joe Ferguson, Buff., T.B., Ind. (25 games)
 28 Drew Bledsoe, N.E., Buff. (22 games)
 25 Richard Todd, N.Y. Jets (14 games)
 25 Joe Namath, N.Y. Jets (16 games)
 25 Steve Grogan, New England (22 games)

Game

6 Joe Namath, N.Y. Jets (10/19/75 at New York), 24 attempts
 6 Donald Hollas, Oakland (12/6/98 at Oakland), 31 attempts
 *5 Mike Phipps, Cleveland (12/24/72 at Miami), 23 attempts
 5 Bill Troup, Baltimore (9/10/78 at Baltimore), 33 attempts
 5 Ken Stabler, Oakland (12/10/78 at Miami), 36 attempts
 *5 Dan Fouts, San Diego (1/6/83 at Miami), 34 attempts
 *5 Richard Todd, N.Y. Jets (1/23/83 at Miami), 37 attempts
 5 Richard Todd, N.Y. Jets (10/16/83 at New York), 26 attempts
 5 Drew Bledsoe, New England (11/21/99 at Miami), 34 attempts

HIGHEST COMPLETION PERCENTAGE

Career (minimum 100 completions)

69.9 Troy Aikman, Dallas (four games), 102 of 146 attempts
 68.9 Warren Moon, Hou., Minn. (six games), 102 of 148 attempts
 65.3 Bernie Kosar, Cleveland (seven games),

- 130 of 199 attempts
 62.4 Jim Kelly, Buffalo (20 games), 388 of 621 attempts
 62.4 Dan Fouts, San Diego (six games), 136 of 218 attempts

Game (minimum 12 completions)

- 86.7 Joe Namath, N.Y. Jets (10/22/67 at Miami), 13 of 15
 82.6 Warren Moon, Houston (10/1/89 at Houston), 19 of 23
 80.5 Troy Aikman, Dallas (10/27/96 at Miami), 33 of 41
 80.0 Babe Parilli, Boston (10/15/67 at Boston), 16 of 20
 80.0 Chris Chandler, Indianapolis (12/4/88 at Miami), 12 of 15

MOST 300-YARD PASSING GAMES

Career

- 6 Drew Bledsoe, N.E., Buff. (22 games)
 3 Ken O'Brien, N.Y. Jets, Phil. (16 games)
 3 Joe Ferguson, Buff., T.B., Ind. (25 games)
 3 Jim Kelly, Buffalo (20 games)
 3 Vinny Testaverde, T.B., Clev., Bal., N.Y. Jets (11 games)

LONGEST PASS PLAYS

- 93t Mike Livingston to Otis Taylor, 79 yards; lateral to Robert Holmes, 14 yards (10/19/69 at Kansas City)
 92t Joe Ferguson to Frank Lewis (9/17/78 vs. Buffalo)
 89t Len Dawson to Otis Taylor (11/13/66 at Kansas City)
 89t Joe Namath to Richard Caster (10/7/74 at N.Y. Jets)
 84t Drew Bledsoe to Ben Coates (11/3/96 at New England)
 83t Jim Kelly to Andre Reed (12/4/94 vs. Buffalo)
 *82t Daryle Lamonica to Rod Sherman (12/27/70 at Oakland)
 82t Dan Pastorini to Charlie Joiner (9/24/72 vs. Houston)
 82t Tom Brady to Troy Brown (10/19/03 vs. New England)
 80t Sam Wyche to Bob Trumpy (11/17/68 vs. Cincinnati)
 80t Ken Anderson to Isaac Curtis (11/28/83 vs. Cincinnati)
 80t Warren Moon to Butch Woolfolk (9/8/85 at Houston)
 80t Mike Pagel to Wayne Capers (11/17/85 at Indianapolis)
 80t John Friesz to Brian Blades (10/6/96 vs. Seattle)
 80t Alex Van Pelt to Eric Moulds (11/25/01 at Buffalo)

RECEIVING

MOST RECEPTIONS

Career

- 122 Andre Reed, Buffalo (28 games)
 79 Marvin Harrison, Indianapolis (14 games)
 78 Al Toon, N.Y. Jets (14 games)

- 71 Stanley Morgan, N.E., Ind. (23 games)
 70 Wesley Walker, N.Y. Jets (18 games)

Game

- 15 Isaac Bruce, St. Louis (12/24/95 at St. Louis), 210 yards
 14 Al Toon, N.Y. Jets (11/27/88 at New York), 181 yards
 *13 Kellen Winslow, San Diego (1/2/82 at Miami), 166 yards
 12 Eric Sievers, San Diego (11/18/84 at Miami), 119 yards
 12 Michael Irvin, Dallas (10/27/96 at Miami), 186 yards
 12 Richie Anderson, N.Y. Jets (10/23/00 at New York), 109 yards

MOST RECEIVING YARDS

Career

- 1,731 Andre Reed, Buffalo (28 games), 122 receptions
 1,423 Stanley Morgan, N.E., Ind. (23 games), 71 receptions
 1,342 Wesley Walker, N.Y. Jets (18 games), 70 receptions
 1,094 Al Toon, N.Y. Jets (14 games), 78 receptions
 1,092 Eric Moulds, Buffalo (18 games), 62 receptions

Game

- *240 Eric Moulds, Buffalo (1/2/99 at Miami), 9 receptions
 220 Ron Jessie, Los Angeles (10/3/76 at Miami), 7 receptions
 210 Isaac Bruce, St. Louis (12/24/95 at St. Louis), 15 receptions
 196 Eric Moulds, Buffalo (11/25/01 at Buffalo), 6 receptions
 194 Wesley Walker, N.Y. Jets (9/21/86 at New York), 6 receptions

MOST RECEIVING TOUCHDOWNS

Career

- 17 Wesley Walker, N.Y. Jets (18 games), 70 receptions
 13 Irving Fryar, N.E., Phil., Wash. (20 games), 61 receptions
 10 Andre Reed, Buffalo (28 games), 122 receptions
 10 Eric Moulds, Buffalo (18 games), 62 receptions
 9 Ben Coates, N.E., Balt (15 games), 61 receptions
 8 Marvin Harrison, Indianapolis (14 games), 79 receptions
 8 Wayne Chrebet, N.Y. Jets (19 games), 69 receptions

Game

- 4 Jimmie Giles, Tampa Bay (10/20/85 at Miami)
 4 Wesley Walker, N.Y. Jets (9/21/86 at New York)
 4 Irving Fryar, Philadelphia (10/20/96 at Philadelphia)
 3 Jim Whalen, Boston (10/15/67 at Boston)
 3 Billy Cannon, Oakland (11/19/67 at Oakland)

- 3 Don Maynard, N.Y. Jets (12/1/68 at New York)
- 3 Morris Owens, Tampa Bay (10/24/76 at Tampa)
- 3 Sammy White, Minnesota (12/11/76 at Miami)
- 3 Cris Carter, Minnesota (9/25/94 at Minnesota)
- 3 Carl Pickens, Cincinnati (10/1/95 at Cincinnati)
- 3 Ken Dilger, Indianapolis (12/14/97 at Indianapolis)
- 3 Ed McCaffrey, Denver (9/13/99 at Denver)
- 3 Marvin Harrison, Indianapolis (11/11/01 at Indianapolis)
- 3 Tony Gonzalez, Kansas City (9/29/02 at Kansas City)

HIGHEST RECEIVING AVERAGE

Career (minimum 40 receptions)

- 20.0 Stanley Morgan, N.E., Ind. (23 games), 71/1,423 yards
- 19.2 Wesley Walker, N.Y. Jets (18 games), 70/1,342 yards
- 17.6 Eric Moulds, Buffalo (18 games), 62/1,092
- 17.3 Shawn Jefferson, S.D., N.E. (12 games), 42/727 yards
- 16.6 Rob Moore, N.Y. Jets, Ariz. (12 games), 48/799

Game (minimum three receptions)

- 43.3 Theo Bell, Pittsburgh (11/30/80 at Pittsburgh), 4/173 yards
- 40.0 Butch Woolfolk, Houston (9/8/85 at Houston), 3/120 yards
- 39.0 Richard Caster, N.Y. Jets (10/7/74 at Miami), 3/117 yards
- 38.0 Stanley Morgan, New England (10/21/84 at New England), 3/114 yards

MOST 100-YARD RECEIVING GAMES

- 5 Al Toon, N.Y. Jets (14 games)
- 5 Andre Reed, Buffalo (28 games)
- 5 Stanley Morgan, N.E., Ind. (23 games)
- 5 Wesley Walker, N.Y. Jets (18 games)
- 4 Marvin Harrison, Indianapolis (14 games)
- 3 Otis Taylor, Kansas City (six games)
- 3 Tim Brown, Oakland (10 games)
- 3 Wayne Chrebet, N.Y. Jets (17 games)

FIELD GOALS

MOST FIELD GOALS

Game

- 5 Roy Gerela, Houston (9/28/69 at Houston), 5 attempts
- 5 Dean Biasucci, Indianapolis (9/25/88 at Indianapolis), 6 attempts
- *5 Steve Christie, Buffalo (1/17/93 at Miami), 6 attempts
- 5 Jason Elam, Denver (10/13/02 at Denver), 5 attempts
- 5 Kris Brown, Houston (9/7/03 at Miami), 7 attempts
- 4 George Blanda, Oakland (9/23/73 at Oakland), 4 attempts
- 4 Rick Danmeier, Minnesota (9/16/79 at

- Minnesota), 4 attempts
- 4 Matt Bahr, Cleveland (11/10/86 at Cleveland), 5 attempts
- 4 Dean Biasucci, Indianapolis (11/15/87 at Miami), 4 attempts
- 4 Gary Anderson, Pittsburgh (12/18/88 at Pittsburgh), 4 attempts
- 4 Steve Christie, Buffalo (11/16/92 at Miami), 5 attempts
- 4 Jeff Jaeger, Chicago (10/27/97 at Miami), 4 attempts (OT)
- 4 Adam Vinatieri, New England (11/23/98 at New England), 4 attempts
- 4 Adam Vinatieri, New England (12/29/02 at New England), 4 attempts (OT)

LONGEST FIELD GOALS

- 59 Steve Christie, Buffalo (9/26/93 at Buffalo)
- 55 Dean Biasucci, Indianapolis (12/30/90 at Miami)
- 55 Matt Bahr, New England (11/12/95 at Miami)
- 55 Jason Elam, Denver (10/13/02 at Denver)
- 54 Steve Christie, Buffalo (11/16/92 at Miami)
- 53 Roger Ruzek, Philadelphia (12/9/90 at Miami)
- 53 David Akers, Philadelphia (10/24/99 at Miami)
- 53 Mike Vanderjagt, Indianapolis (12/5/99 at Miami)
- 53 Gary Anderson, Minnesota (12/21/02 at Minnesota)
- 53 Doug Brien, N.Y. Jets (10/3/04 at Miami)

INTERCEPTIONS

MOST INTERCEPTIONS

Career

- 7 Johnny Robinson, Kansas City (six games)
- 7 Nate Clements, Buffalo (eight games)
- 6 Raymond Clayborn, N.E., Clev. (16 games)
- 6 Willie Brown, Oakland (10 games)
- 6 Ronnie Lippett, New England (16 games)
- 6 Mike Prior, Ind., G.B. (12 games)
- 6 Victor Green, N.Y. Jets, N.E. (19 games)
- 6 Marcus Coleman, N.Y. Jets (13 games)

Game

- 3 Clarence Duren, San Diego (10/30/77 at Miami), 45 yards
- 3 Jeff Nixon, Buffalo (9/7/80 at Buffalo), 51 yards
- 3 Erik McMillan, N.Y. Jets (10/23/88 at Miami), 57 yards
- 3 Marcus Coleman, N.Y. Jets (10/23/00 at N.Y. Jets), 7 yards
- 3 Greg Wesley, Kansas City (9/29/02 at Kansas City), 71 yards
- 3 Nate Clements, Buffalo (10/20/02 at Miami), 39 yards

MOST INTERCEPTION RETURN YARDS

Game

- 151 Mike Haynes, L.A. Raiders (12/2/84 at

Miami), 2 interceptions

LONGEST INTERCEPTION RETURNS

- 102t Eddie Anderson, L.A. Raiders
(12/14/92 at Miami), Dan Marino
- 100t Aaron Glenn, N.Y. Jets (9/15/96 at
Miami), Dan Marino
- 100t Jimmy Hitchcock, New England (11/23/97
at New England), Dan Marino
- 98t Marcus Coleman, N.Y. Jets (12/27/99 at
Miami), Dan Marino
- 97t Mike Haynes, L.A. Raiders (12/2/84 at
Miami), Dan Marino
- 97t Najee Mustafaa, Cleveland (10/10/93
at Cleveland), Scott Mitchell
- 90t Steve Emtman, Indianapolis (10/25/92
at Miami), Dan Marino
- *90t Tory James, Oakland (1/6/01 at Oakland),
Jay Fiedler
- 89t Darren Sharper, Green Bay (11/4/02 at
Green Bay), Ray Lucas
- 87 Victor Green, N.Y. Jets (12/13/98 at
Miami), Dan Marino

LONGEST PLAYS

PUNTS

- 89 Luke Prestridge, New England
(10/21/84 at New England)
- 80 Chris Mohr, Buffalo (10/13/96 at Buffalo)
- 73 Rich Camarillo, New England (9/13/87
at New England)
- 73 Josh Miller, Pittsburgh (9/20/98 at Miami)
- 73 Todd Sauerbrun, Carolina (11/4/01 at
Miami)
- 72 Rohn Stark, Indianapolis (9/23/84 at
Miami)

PUNT RETURNS

- 84t Clarence Verdin, Indianapolis (10/25/92
at Miami)
- 83t Billy Johnson, Houston (11/16/75 at
Houston)
- 80t Ron Gardin, Baltimore (11/1/70 at
Baltimore)
- 75t Dewell Brewer, Indianapolis (12/18/94 at
Indianapolis)
- 72t Butch Byrd, Buffalo (9/18/66 at Buffalo)

- 70t Robbie Martin, Indianapolis (11/17/85
at Indianapolis)
- 64t Kevin Williams, Dallas (11/25/93 at
Dallas)
- *56t Wes Chandler, San Diego (1/2/82 at
Miami)

KICKOFF RETURNS

- 104t Terrence McGee, Buffalo (12/5/04 at
Miami)
- 102t Harold Hart, Oakland (9/22/75 at
Oakland)
- 99t Jim Duncan, Baltimore (11/1/70 at
Baltimore)
- 97t Terrence Wilkins, Indianapolis (10/10/99
at Indianapolis)
- 96t Emerson Boozer, N.Y. Jets (11/20/66 at
New York)

FUMBLE RETURNS

- 100t Chris Martin, Kansas City (10/13/91 at
Kansas City), Sammie Smith
- *79t Neil Smith, Denver (1/9/99 at Denver),
Oronde Gadsden
- 66t Greg Townsend, L.A. Raiders (9/19/83
at L.A. Raiders), David Woodley
- 62t Hugh Douglas, N.Y. Jets (12/22/96 at
N.Y. Jets), Stanley Pritchett
- 59t Gabe Northern, Buffalo (10/4/99 at
Miami), Dan Marino
- 58t Rick Redman, San Diego (10/2/66 at
San Diego), Dick Wood
- 58 Randy McCleanahan, Buffalo (11/12/78
at Buffalo), Bob Griese
- 56t Rodney Culver, Indianapolis (9/5/93 at
Indianapolis), O.J. McDuffie
- 54t Chris Goode, Indianapolis (10/28/90 at
Indianapolis), Tony Paige
- 50 Gary Hogeboom, Indianapolis (9/14/86
at Miami), his own

BLOCKED FIELD GOALS

- 78t George Radachowsky, N.Y. Jets (9/24/89
at Miami), Pete Stoyanovich
- 76t Charles Romes, Buffalo (9/2/79 at
Buffalo), Uwe von Schamann

LIKE FATHER, LIKE SON

In 2003, Bob Griese (1967-80) and Brian Griese (2003) became the second father-son combination to play for the Dolphins in franchise history. They joined the Barbers, which included linebacker Rudy Barber (1968) and fullback Kantroy Barber (1999). The Dolphins could potentially have the third father-son combination in club annals in 2005. Defensive tackle Randy Crowder played with the team from 1974-76 while his son, Channing, was drafted by the Dolphins in the third round in 2005. Already, the Crowders are the first father-son tandem to be drafted by the Dolphins, as Randy was taken in the sixth round in 1974. In addition, there have been two father-son coaching tandems in franchise history, as both Dave Shula (1982-88) and Mike Shula (1991-92, 2000-02) coached under their father, Don.

OPPONENTS TOP TENS

RUSHING

PLAYER	TEAMS	GAMES	NO.	YDS.	AVG.	LG	TD
1. Thurman Thomas	Buffalo	20	364	1620	4.5	30t	8
2. Freeman McNeil	N.Y. Jets	21	281	1507	5.4	58	2
3. Curtis Martin	New England, N.Y. Jets	19	378	1432	3.8	37	13
4. O.J. Simpson	Buffalo	17	240	1177	4.9	75t	4
5. Eric Dickerson	L.A. Rams, Ind., L.A. Raid.	11	231	1065	4.6	40	6
6. Lydell Mitchell	San Diego Baltimore	12	235	912	3.9	64t	6
7. Jim Nance	N.Y. Jets, Boston	10	167	867	5.2	30t	8
8. Antowain Smith	Buffalo, New England	12	215	749	3.5	44	4
9. Marshall Faulk	Indianapolis, St. Louis	10	193	737	3.8	40	4
10. Edgerrin James	Indianapolis	6	159	668	4.2	41t	3

PASSING

PLAYER	TEAMS	GAMES	ATT.	COMP.	YDS.	PCT.	TD	INT.
1. Drew Bledsoe	New England, Buffalo	22	765	412	5398	53.9	30	28
2. Joe Ferguson	Buffalo, T.B., Ind.	25	723	418	4902	57.8	26	33
3. Jim Kelly	Buffalo	20	621	388	4560	62.5	24	19
4. Ken O'Brien	N.Y. Jets, Philadelphia	16	489	303	3837	62.0	25	13
5. Steve Grogan	New England	22	535	280	3709	52.3	21	25
6. Joe Namath	N.Y. Jets	16	388	201	2952	51.8	19	25
7. Richard Todd	N.Y. Jets	14	354	203	2718	57.3	18	25
8. Bert Jones	Baltimore, L.A. Rams	13	326	188	2388	57.7	15	6
9. Vinny Testaverde	T.B., Clev., Balt., N.Y. Jets	11	361	213	2249	59.0	15	14
10. Boomer Esiason	Cin., N.Y. Jets, Ariz.	9	282	167	2101	59.2	12	12

RECEPTIONS

PLAYER	TEAMS	GAMES	NO.	YDS.	AVG.	LG	TD
1. Andre Reed	Buffalo	28	122	1731	14.2	83t	10
2. Marvin Harrison	Indianapolis	14	79	1059	13.4	45	8
3. Al Toon	N.Y. Jets	14	78	1094	14.0	44t	3
4. Stanley Morgan	New England, Indianapolis	23	71	1423	20.0	76t	6
5. Wesley Walker	N.Y. Jets	18	70	1342	19.2	71t	17
6. Wayne Chrebet	N.Y. Jets	19	69	960	13.9	70	8
7. Thurman Thomas	Buffalo	20	67	745	11.1	50t	3
8. Bill Brooks	Indianapolis, Buffalo	20	63	658	10.4	47	3
9. Eric Moulds	Buffalo	18	62	1092	17.6	80t	10
10. Irving Fryar	N.E., Phil., Wash.	20	61	978	16.0	54t	13
Ben Coates	New England, Baltimore	15	61	790	13.0	84t	9

RECEIVING YARDS

PLAYER	TEAMS	GAMES	YDS.	REC.	AVG.	LG	TD
1. Andre Reed	Buffalo	28	1731	122	14.2	83t	10
2. Stanley Morgan	N.E., Indianapolis	23	1423	71	20.0	76t	6
3. Wesley Walker	N.Y. Jets	18	1342	70	19.2	71t	17
4. Al Toon	N.Y. Jets	14	1094	78	14.0	44t	3
5. Eric Moulds	Buffalo	18	1092	62	17.6	80t	10
6. Marvin Harrison	Indianapolis	14	1059	79	13.4	45	8
7. Irving Fryar	N.E., Phil. Wash.	20	978	61	16.0	54t	13
8. Wayne Chrebet	N.Y. Jets	19	960	69	13.9	70	8
9. Frank Lewis	Pittsburgh, Buffalo	14	830	46	18.0	92t	2
10. Rob Moore	N.Y. Jets, Arizona	12	799	48	16.6	51	4

OPPONENTS OUTSTANDING PERFORMANCES

300-PLUS PASSING YARDS

PLAYER	TEAM	DATE	ATT.	COMP.	YDS.	TD	INT.	LG
Ken O'Brien	N.Y. Jets	9/21/86	43	29	479	4	1	65t
James Harris	L.A. Rams	10/3/76	29	17	436	2	1	58
* Dan Fouts	San Diego	1/2/82	55	33	433	4	1	43
Drew Bledsoe	New England	11/23/98	54	28	423	2	2	49
Drew Bledsoe	New England	9/4/94	51	32	421	4	2	62t
Joe Ferguson	Buffalo	10/9/83	55	38	419	5	1	35
Drew Bledsoe	New England	11/3/96	41	30	419	3	2	84t
Joe Namath	N.Y. Jets	10/1/67	39	23	415	3	1	62
Bernie Kosar	Cleveland	11/10/86	50	32	401	0	0	44
Ken O'Brien	N.Y. Jets	11/10/85	43	26	393	2	0	44
Boomer Esiason	N.Y. Jets	11/27/94	41	26	382	2	2	69
Elvis Grbac	San Francisco	11/20/95	41	31	382	4	0	47t
Jim Kelly	Buffalo	9/1/91	39	29	381	2	1	54t
Dan Fouts	San Diego	11/18/84	56	37	380	4	1	44
Vinny Testaverde	N.Y. Jets	10/23/00	59	36	378	5	3	30t
Vinny Testaverde	N.Y. Jets	9/14/03	45	29	373	1	1	61
Steve DeBerg	Tampa Bay	10/20/85	32	19	365	4	1	57
Troy Aikman	Dallas	10/27/96	41	33	363	3	0	61
Brett Favre	Green Bay	9/11/94	51	31	362	2	1	35
* Doug Flutie	Buffalo	1/2/99	36	21	360	1	1	65
Jim Kelly	Buffalo	10/25/87	39	29	359	2	0	34
Dennis Shaw	Buffalo	10/18/70	32	24	358	2	2	48
Brian Sipe	Cleveland	11/18/79	42	23	358	3	0	54
Bert Jones	Baltimore	9/27/81	27	20	357	3	1	67t
Steve Grogan	New England	11/8/81	40	23	355	1	4	76t
Daunte Culpepper	Minnesota	9/10/00	37	23	355	1	3	42
Danny White	Dallas	10/25/81	32	22	354	3	1	38
Steve Grogan	New England	11/29/79	39	21	350	3	2	38
Daryle Lamonica	Oakland	9/21/68	24	15	344	4	0	73t
Mike Tomczak	Pittsburgh	11/20/94	42	26	343	0	0	40
Erik Kramer	Chicago	10/27/97	50	32	343	2	0	54
Ken Anderson	Cincinnati	11/28/83	36	23	342	1	2	80t
Pat Ryan	N.Y. Jets	11/27/88	43	27	341	2	1	35
Tony Eason	New England	9/17/89	49	25	341	1	1	45
* Jim Kelly	Buffalo	1/12/91	29	19	339	3	1	44
Joe Ferguson	Buffalo	10/12/81	29	20	338	3	0	65t
Brian Griese	Denver	10/13/02	46	27	335	1	2	52
Steve Bartkowski	Atlanta	9/21/80	36	18	332	2	0	53
Joe Ferguson	Buffalo	12/7/77	40	25	331	3	1	27
** Joe Montana	San Francisco	1/20/85	35	24	331	3	0	34
Vinny Testaverde	Baltimore	10/19/97	47	32	331	1	0	34t
Ken O'Brien	N.Y. Jets	9/24/89	37	27	329	3	1	37t
Drew Bledsoe	New England	1/2/94	43	27	329	4	1	42
Kurt Warner	St. Louis	9/30/01	31	24	328	4	0	45t
Trent Green	Kansas City	9/29/02	34	24	328	5	0	46
Bruce Matheson	Seattle	10/4/87	42	20	326	2	3	30
Warren Moon	Minnesota	9/25/94	37	26	326	3	0	44
Neil O'Donnell	N.Y. Jets	9/15/96	44	25	325	3	3	78t
Boomer Esiason	N.Y. Jets	9/12/93	33	22	323	2	1	51
Glenn Foley	N.Y. Jets	11/9/97	48	25	322	1	1	33
Mark Rypien	St. Louis	12/24/95	42	27	320	2	1	31
Jim Harbaugh	Indianapolis	10/8/95	33	25	319	3	0	47t
Neil O'Donnell	N.Y. Jets	10/12/97	37	24	319	2	0	70
Steve Bono	Kansas City	12/12/94	55	33	314	2	3	22t
* Joe Montana	Kansas City	12/31/94	37	26	314	2	1	57t
Dan Fouts	San Diego	10/15/78	30	22	313	1	2	46
Tony Eason	New England	10/21/84	29	19	313	3	0	76t

PLAYER	TEAM	DATE	ATT.	COMP.	YDS.	TD	INT.	LG
* Mark Malone	Pittsburgh	1/6/85	36	20	312	3	3	29t
Drew Bledsoe	New England	12/24/00	34	18	312	2	2	59
Richard Todd	N.Y. Jets	10/4/81	39	28	310	4	1	46
Alex Van Pelt	Buffalo	11/25/01	34	21	309	3	1	80t
Mike Livingston	Kansas City	10/19/69	34	17	308	1	1	93t
Neil Lomax	St. Louis	9/30/84	37	22	308	1	0	29
* Dan Pastorini	Houston	12/24/78	29	20	306	1	0	34
Jim Kelly	Buffalo	10/4/92	48	25	306	1	4	28
Drew Bledsoe	Buffalo	12/1/02	27	15	306	3	0	73t
Greg Landry	Baltimore	11/25/79	42	25	304	3	2	31t
Sonny Jurgensen	Washington	10/13/74	39	26	303	2	3	37
Peyton Manning	Indianapolis	9/6/98	37	21	302	1	3	42
Pat Ryan	N.Y. Jets	10/4/87	49	30	301	4	2	35t

100-PLUS RECEIVING YARDS

PLAYER	TEAM	DATE	NO.	YDS.	TD	LG
* Eric Moulds	Buffalo	1/2/99	9	240	1	65
Ron Jessie	L.A. Rams	10/3/76	7	220	2	58t
Isaac Bruce	St. Louis	12/24/95	15	210	1	31
Eric Moulds	Buffalo	11/25/01	6	196	2	80t
Wesley Walker	N.Y. Jets	9/21/86	6	194	4	65t
Michael Irvin	Dallas	10/27/96	12	186	1	61
Stanley Morgan	New England	11/8/81	5	182	1	76t
Al Toon	N.Y. Jets	11/27/88	14	181	0	29
Reggie Rucker	Cleveland	11/18/79	9	177	1	54
Marvin Harrison	Indianapolis	11/11/01	9	174	3	45
Theo Bell	Pittsburgh	11/30/80	4	173	0	45
Johnnie Morton	Detroit	12/7/97	9	171	1	41
Cris Carter	Minnesota	9/10/00	9	168	0	42
* Kellen Winslow	San Diego	1/2/82	13	166	1	31
Tommy Kane	Seattle	12/16/90	10	162	0	25
Ben Coates	New England	9/4/94	8	161	2	62t
Don Maynard	N.Y. Jets	12/1/68	7	160	3	54t
Al Toon	N.Y. Jets	9/24/89	10	159	1	37t
Bake Turner	N.Y. Jets	9/3/78	7	157	0	71
Al Toon	N.Y. Jets	11/10/85	10	156	0	44
Andre Reed	Buffalo	9/1/91	11	154	1	54t
Frank Lewis	Buffalo	9/17/78	5	153	1	92t
* James Lofton	Buffalo	1/12/91	7	149	1	44
Jerry Rice	San Francisco	11/20/95	8	149	2	47t
Stanley Morgan	New England	12/22/86	8	148	2	30t
Marlin Briscoe	Buffalo	10/18/70	7	145	2	46t
Raymond Butler	Baltimore	9/27/81	4	145	2	67t
Keyshawn Johnson	N.Y. Jets	12/12/99	11	144	2	27
Marvin Harrison	Indianapolis	9/15/02	11	144	1	33
Mark Carrier	Tampa Bay	10/30/88	9	142	0	47
* Stephone Paige	Kansas City	1/5/91	8	142	1	33
Santana Moss	N.Y. Jets	9/14/03	5	142	1	61
Tony Gonzalez	Kansas City	9/29/02	7	140	3	42t
Jimmy Teal	Seattle	10/4/87	9	137	0	32
Joey Galloway	Seattle	10/6/96	5	137	2	65t
Alfred Jenkins	Atlanta	9/21/80	4	136	0	33
Jeff Graham	N.Y. Jets	9/15/96	5	136	1	78t
* Jimmy Smith	Jacksonville	1/15/00	5	136	2	70t
Ben Coates	New England	11/3/96	5	135	2	84t
Andre Reed	Buffalo	10/13/96	10	134	0	49
Stephone Paige	Kansas City	12/3/89	7	133	1	38t
Fred Biletnikoff	Oakland	9/20/69	9	132	1	13t
Otis Taylor	Kansas City	10/19/69	4	131	0	79
J.J. Birden	Kansas City	12/12/94	10	131	1	22t
Shawn Jefferson	New England	11/23/98	6	131	1	38
Troy Brown	New England	10/19/03	6	131	1	82t
Chris Burkett	Buffalo	10/25/87	9	130	1	34
Eric Moulds	Buffalo	12/1/02	5	130	1	57t
Randy Vataha	New England	12/5/71	7	129	2	51t
* Steve Largent	Seattle	12/29/84	6	128	1	56t

PLAYER	TEAM	DATE	NO.	YDS.	TD	LG
Cris Collinsworth	Cincinnati	11/28/83	8	127	0	48
Jake Reed	Minnesota	9/25/94	9	127	0	21
Andre Reed	Buffalo	12/16/96	6	127	1	67t
Charlie Mitchell	Denver	12/4/66	4	126	1	79t
Wesley Walker	N.Y. Jets	11/26/78	6	126	1	42
Lance Alworth	San Diego	11/12/67	4	125	1	54t
Stanley Morgan	New England	10/5/86	6	125	1	27t
Tim Brown	Oakland	11/30/97	8	125	1	36
Raghib Ismail	Dallas	11/25/99	5	125	1	65t
Marvin Harrison	Indianapolis	12/5/99	8	125	0	36
Stanley Morgan	New England	11/29/79	5	124	1	38t
Rob Moore	N.Y. Jets	9/12/93	6	124	0	51
Rob Moore	N.Y. Jets	11/27/94	7	124	0	35
Jim Whalen	Boston	12/17/67	4	122	0	33
* Fred Biletnikoff	Oakland	12/21/74	8	122	1	20
Dokie Williams	L.A. Raiders	12/2/84	2	122	1	75t
Leonard Thompson	Detroit	10/27/85	7	122	1	38t
Andre Reed	Buffalo	9/11/88	8	122	0	21
* Andre Reed	Buffalo	1/12/91	4	122	2	43
Don Maynard	N.Y. Jets	11/2/69	4	121	2	42t
Wayne Patrick	Buffalo	10/18/70	6	121	0	48
Joe Washington	Baltimore	11/11/79	10	121	0	23
Henry Ellard	L.A. Rams	12/14/86	8	121	1	22
Tony Martin	San Diego	11/5/95	7	121	1	50t
Darrell Jackson	Seattle	10/28/01	5	121	1	64
Sammy White	Minnesota	12/11/76	9	120	3	36t
Butch Woolfolk	Houston	9/8/85	3	120	1	80t
Eric Sievers	San Diego	11/18/84	12	119	2	24
Fred Biletnikoff	Oakland	10/4/69	9	119	1	23
Mike Jones	New Orleans	12/7/86	6	119	0	34
Vincent Brisby	New England	11/12/95	6	118	1	47t
Richard Caster	N.Y. Jets	10/7/74	3	117	1	89t
O.J. Simpson	Buffalo	12/7/75	8	117	1	62t
Eric Sievers	New England	12/10/89	6	117	0	41
Carl Pickens	Cincinnati	10/1/95	9	117	3	44t
Paul Coffman	Green Bay	10/28/79	5	116	1	78t
Jimmie Giles	Tampa Bay	10/20/85	7	116	4	39t
Irving Fryar	Philadelphia	10/20/96	8	116	4	38t
Shawn Jefferson	New England	10/25/98	4	116	0	54
Tony Hill	Dallas	12/17/84	6	115	1	66t
Isaac Curtis	Cincinnati	11/28/83	4	114	1	80t
Stanley Morgan	New England	10/21/84	3	114	1	76t
Dennis Northcutt	Cleveland	12/26/04	4	114	1	58t
Otis Taylor	Kansas City	11/13/66	4	113	1	89t
Otis Taylor	Kansas City	9/28/68	3	113	1	44
Eric Crabtree	Cincinnati	9/14/69	3	113	2	69t
James Lofton	L.A. Raiders	10/9/88	5	113	0	32
Tim Brown	Oakland	10/31/99	7	113	0	32
Jim Colclough	Boston	12/17/67	3	112	0	52
Mike Barber	Houston	12/24/78	4	112	0	55
Wesley Walker	N.Y. Jets	10/4/81	8	112	2	46
Will Moore	New England	9/10/95	8	112	0	33
Terry Glenn	New England	11/3/96	10	112	0	20
Roy Jefferson	Washington	10/13/74	7	111	1	37t
John Holland	Buffalo	9/13/76	2	111	2	58t
* John Stallworth	Pittsburgh	1/6/85	4	111	2	65t
Al Toon	N.Y. Jets	9/21/86	7	111	0	31
Torry Holt	St. Louis	9/30/01	4	111	1	45t
* Ed Podolak	Kansas City	12/25/71	8	110	1	29
Anthony Miller	San Diego	12/27/93	7	110	2	41t
Randy Moss	Minnesota	12/21/02	7	110	0	60
Jeremy Shockey	N.Y. Giants	10/5/03	11	110	0	20
Lee Evans	Buffalo	12/5/04	4	110	2	69t
Richie Anderson	N.Y. Jets	10/23/00	12	109	0	19
Wesley Walker	N.Y. Jets	9/3/78	4	108	2	47t
* Charlie Joiner	San Diego	1/2/82	7	108	0	39

PLAYER	TEAM	DATE	NO.	YDS.	TD	LG
Art Monk	N.Y. Jets	11/27/94	5	108	0	69
* Steve Tasker	Buffalo	12/30/95	5	108	1	37t
Dedric Ward	N.Y. Jets	11/9/97	6	108	0	33
Jack Snow	L.A. Rams	10/31/71	5	107	1	51t
Warren Wells	Oakland	9/21/68	3	106	1	73t
Raymond Chester	Baltimore	12/1/76	5	106	0	48
Frank Lewis	Buffalo	10/12/81	5	106	0	30
Tony Hill	Dallas	10/25/81	5	106	0	38
* Wes Chandler	San Diego	1/2/82	6	106	0	47
Andre Reed	Buffalo	12/4/94	3	106	2	83t
Warrick Dunn	Tampa Bay	9/21/97	6	106	1	58t
Bake Turner	N.Y. Jets	12/14/69	4	105	2	34t
Harold Jackson	New England	11/29/79	5	105	1	33
Eddie Brown	Cincinnati	11/8/87	8	105	0	32
Jermaine Lewis	Baltimore	10/19/97	6	105	0	28
Wayne Chrebet	N.Y. Jets	12/13/98	5	105	1	52
Tony Martin	Atlanta	12/27/98	3	105	1	53
Ed McCaffrey	Denver	9/13/99	6	105	3	61t
Art Powell	Oakland	9/2/66	8	104	1	17t
* Elmo Wright	Kansas City	12/25/71	3	104	0	63
Derrick Gaffney	N.Y. Jets	9/30/79	4	104	0	43
Wayne Chrebet	N.Y. Jets	10/12/97	5	104	1	70
Tim Brown	Oakland	12/6/98	9	104	2	27
Wayne Chrebet	N.Y. Jets	10/23/00	6	104	2	28
Gary Garrison	San Diego	10/11/69	4	103	2	40t
* Ken Burrough	Houston	12/24/78	6	103	0	53
Thurman Thomas	Buffalo	9/1/91	8	103	1	50t
* Kimble Anders	Kansas City	12/31/94	6	103	1	57t
Marvin Harrison	Indianapolis	9/6/98	5	102	1	42
Troy Brown	New England	12/24/00	8	102	0	22
David Patten	New England	10/6/02	5	102	2	34t
Andre Rison	Atlanta	10/11/92	7	101	1	22t
Richard Caster	N.Y. Jets	11/24/74	6	100	2	45t
Al Toon	N.Y. Jets	12/7/87	5	100	1	44t
Lawrence Dawsey	Tampa Bay	12/1/91	8	100	1	17t
Curtis Conway	Chicago	10/27/97	6	100	0	54
Ken Dilger	Indianapolis	12/14/97	5	100	3	43

100-PLUS RUSHING YARDS

PLAYER	TEAM	DATE	NO.	YDS.	TD	LG
O.J. Simpson	Buffalo	12/5/76	24	203	1	75t
Rueben Mayes	New Orleans	12/7/86	28	203	2	34t
Earl Campbell	Houston	11/20/78	28	199	4	81t
* Terrell Davis	Denver	1/9/99	21	199	2	62
Freeman McNeil	N.Y. Jets	10/14/85	28	173	0	20
Ricky Watters	Philadelphia	10/20/96	25	173	1	49t
Gerald Riggs	Atlanta	11/30/86	33	172	1	31
Eric Dickerson	Indianapolis	12/4/88	31	169	1	19
Jamal Lewis	Baltimore	1/2/05	34	167	1	20
** John Riggins	Washington	1/30/83	38	166	1	43t
Thurman Thomas	Buffalo	9/1/91	25	165	1	20
Jim Nance	Boston	12/17/67	24	164	2	29
William Andrews	Atlanta	12/10/83	21	161	1	24t
* Earnest Byner	Cleveland	1/4/86	16	161	2	66t
Hoyle Granger	Houston	12/23/67	21	160	1	23
Wayne Wilson	New Orleans	10/2/83	34	160	0	12
* Thurman Thomas	Buffalo	12/30/95	25	158	1	32
Don Woods	San Diego	9/29/74	18	157	2	56t
Earnest Byner	Washington	12/2/90	32	157	3	21
Antowain Smith	New England	12/22/01	26	156	1	44
Marcus Allen	L.A. Raiders	12/2/84	20	155	3	52t
Eric Dickerson	Indianapolis	11/15/87	30	154	1	13
Thurman Thomas	Buffalo	12/23/90	30	154	1	13t
Christian Okoye	Kansas City	10/13/91	23	153	1	38t
Dick Post	San Diego	11/3/68	21	151	0	24
Travis Henry	Buffalo	12/1/02	35	151	1	13

PLAYER	TEAM	DATE	NO.	YDS.	TD	LG
Thurman Thomas	Buffalo	12/3/89	27	148	1	30t
Christian Okoye	Kansas City	12/24/89	32	148	1	13
Thurman Thomas	Buffalo	12/17/95	35	148	1	15
Barry Sanders	Detroit	9/15/91	32	143	0	14
Lee Suggs	Cleveland	12/26/04	38	143	0	13
Lydell Mitchell	Baltimore	10/9/77	17	142	1	64t
Curtis Martin	New England	11/12/95	30	142	2	23
Woody Campbell	Houston	12/3/67	18	141	1	42
* Natrone Means	San Diego	1/8/95	24	139	1	24t
Earl Campbell	Houston	12/4/83	28	138	1	35t
Edgerrin James	Indianapolis	9/15/02	30	138	0	13
Barry Sanders	Detroit	12/7/97	30	137	1	19
Thurman Thomas	Buffalo	11/18/91	23	135	1	30
* Fred Taylor	Jacksonville	1/15/00	18	135	1	90t
Paul Robinson	Cincinnati	11/17/68	22	134	3	54t
Jim Nance	Boston	11/27/66	23	133	1	27t
Freeman McNeil	N.Y. Jets	11/4/84	20	132	1	52
Johnny Hector	N.Y. Jets	12/22/91	13	132	0	47
Travis Henry	Buffalo	10/20/02	22	132	0	34
Edgerrin James	Indianapolis	12/5/99	23	130	2	41t
Robert Holmes	Kansas City	9/28/68	13	128	1	76t
Joe Washington	Baltimore	10/29/78	20	126	0	29
Floyd Little	Denver	10/27/68	25	126	1	19
Antowain Smith	Buffalo	11/14/99	29	126	0	24
Eric Dickerson	Indianapolis	9/25/88	30	125	0	9
Thurman Thomas	Buffalo	10/9/94	31	125	2	26t
Earnest Jackson	San Diego	11/18/84	28	124	0	16
Eric Dickerson	L.A. Rams	12/14/86	28	124	1	25
Neal Anderson	Chicago	9/4/88	24	123	2	15
Scott Lockwood	New England	12/27/92	30	123	0	23
Tatum Bell	Denver	12/12/04	17	123	2	29
Tony Dorsett	Dallas	10/25/81	24	122	0	18
Walter Payton	Chicago	12/2/85	23	121	0	15
Larry Kinnebrew	Buffalo	10/29/89	21	121	1	25
Dorsey Levens	Green Bay	9/14/97	21	121	0	23
Corey Dillon	New England	12/20/04	26	121	1	20
O.J. Simpson	Buffalo	11/18/73	20	120	0	28
Earl Campbell	Houston	11/5/79	32	120	0	11
* Chuck Muncie	San Diego	1/2/82	24	120	1	19
Curtis Martin	N.Y. Jets	10/14/01	22	120	1	27t
Jim Braxton	Buffalo	11/18/73	17	119	0	36
Craig James	New England	11/3/85	23	119	0	14
Ronnie Harmon	Buffalo	11/29/87	23	119	0	19
Jerome Bettis	Pittsburgh	11/25/96	27	119	0	14
Natrone Means	San Diego	12/27/93	18	118	3	65t
Edgerrin James	Indianapolis	11/26/00	26	118	0	13
Warren Williams	Pittsburgh	12/18/88	16	117	0	33
* Thurman Thomas	Buffalo	1/12/91	32	117	2	14
Franco Harris	Pittsburgh	11/30/80	28	116	1	9t
Freeman McNeil	N.Y. Jets	9/19/82	13	116	0	48
Freeman McNeil	N.Y. Jets	11/26/84	24	116	0	39
Curtis Martin	N.Y. Jets	11/1/04	19	115	1	25t
Lamont Jordan	N.Y. Jets	11/1/04	14	115	1	25t
Emerson Boozer	N.Y. Jets	12/13/70	18	114	0	21
Curtis Brown	Buffalo	11/12/78	11	114	1	58t
James Jones	Detroit	10/27/85	36	114	1	8
Jim Nance	Boston	10/15/67	20	113	0	19
Mel Owens	Detroit	12/15/73	27	113	1	10
Horace Ivory	New England	10/22/78	15	113	2	28
* Curt Warner	Seattle	12/31/83	29	113	2	18
Terry Allen	Minnesota	9/25/94	15	113	1	45
Edgerrin James	Indianapolis	12/17/00	32	112	0	15
Hoyle Granger	Houston	12/3/67	25	111	1	13
Jim Nance	Boston	12/8/68	19	111	1	30t
Wilbert Montgomery	Philadelphia	9/24/78	25	111	0	12
Willis McGahee	Buffalo	10/17/04	26	111	0	31

PLAYER	TEAM	DATE	NO.	YDS.	TD	LG
Franco Harris	Pittsburgh	11/14/76	22	110	1	26
Rocky Bleier	Pittsburgh	11/14/76	20	110	0	13
Eric Dickerson	Indianapolis	12/30/90	20	110	0	16
Corey Dillon	Cincinnati	10/1/00	22	110	0	19
Curtis Martin	N.Y. Jets	10/3/04	24	110	1	13
Jim Nance	Boston	11/30/69	17	109	0	23
Stump Mitchell	St. Louis	9/30/84	20	109	2	19
* Terry Allen	Baltimore	1/13/02	25	109	1	13
Joe Cribbs	Buffalo	12/27/82	19	108	1	62t
Curtis Martin	N.Y. Jets	10/4/98	36	108	1	15
Freeman McNeil	N.Y. Jets	11/10/85	26	107	0	13
Eric Dickerson	Indianapolis	12/17/89	21	107	2	17
* Edgerrin James	Indianapolis	12/30/00	21	107	0	34
Lydell Mitchell	Baltimore	11/23/75	26	106	1	32t
Sam Cunningham	New England	9/19/76	21	106	0	15
Eddie George	Tennessee	9/7/97	23	106	1	13t
Raymont Harris	Chicago	10/27/97	25	106	1	9
Franco Harris	Pittsburgh	12/3/73	15	105	1	21t
Marcus Allen	L.A. Raiders	9/19/83	22	105	0	15
* Craig James	New England	1/12/86	22	105	0	21
Lydell Mitchell	Baltimore	12/9/73	35	104	0	9
John Stephens	New England	11/6/88	25	104	1	13t
Rod Bernstine	San Diego	12/15/91	13	104	3	63t
Sammy Winder	Denver	9/29/85	20	103	2	19
Brad Baxter	N.Y. Jets	11/1/92	20	103	0	28
Jamal Anderson	Atlanta	12/27/98	18	103	1	36t
Emmitt Smith	Dallas	11/25/99	31	103	0	28
Garrison Hearst	San Francisco	12/16/01	26	103	0	23
Eric Dickerson	L.A. Rams	10/30/83	14	101	1	40
Duce Staley	Pittsburgh	9/26/04	22	101	0	38
* Wendell Hayes	Kansas City	12/25/71	22	100	0	22
Mark van Eeghen	New England	12/12/82	22	100	0	11
Chris Brown	Tennessee	9/11/04	16	100	0	52

* Playoff game ** Super Bowl

THE LAST TIME . . .

(regular season)

KICKOFF RETURNED FOR A TOUCHDOWN

By Dolphins – Wes Welker at Baltimore (95 yards), 1/2/05

By Opponents – Terrence McGee of Buffalo (104 yards), 12/05/04

PUNT RETURNED FOR A TOUCHDOWN

By Dolphins – Jeff Ogden vs. Green Bay (81 yards), 10/29/00

By Opponents – Dewell Brewer at Indianapolis (75 yards), 12/18/94

INTERCEPTED PASS RETURNED FOR A TOUCHDOWN

By Dolphins – Terrell Buckley at Buffalo (74 yards), 12/21/03

By Opponents – Jarret Johnson at Baltimore (6 yards), 1/2/05

FUMBLE RETURNED FOR A TOUCHDOWN

By Dolphins – Derrick Pope at San Francisco (1 yard), 11/28/04

By Opponents – Derek Smith at San Francisco (46 yards), 11/28/04

OPPONENTS FUMBLE RETURNED FOR A TOUCHDOWN

By Dolphins – Derrick Pope at San Francisco (1 yard), 11/28/04

By Opponents – Derek Smith at San Francisco (46 yards), 11/28/04

BLOCKED FIELD GOAL RETURNED FOR A TOUCHDOWN

By Dolphins – Curtis Johnson vs. Green Bay (47 yards), 12/19/71

By Opponents – George Radachowsky of N.Y. Jets (78 yards), 9/24/89

BLOCKED PUNT RETURNED FOR A TOUCHDOWN

By Dolphins – Mark Higgs vs. New England (19 yards), 10/18/90

By Opponents – Chris Burkett at N.Y. Jets (11 yards), 9/29/91

SAFETY SCORED

By Dolphins – Sammy Knight at Baltimore (tackled Kyle Boller in end zone after Jamal Lewis fumble), 1/2/05

By Opponents – NY Jets (Jeff Grau fumble out of bounds in end zone), 12/28/03

SHUTOUT

By Dolphins – at Miami 23, Seattle 0, 9/3/00

By Opponents – at New England 12, Miami 0, 12/7/03

200 YARDS RUSHING

By Dolphins – Ricky Williams vs. Chicago (216 yards), 12/9/02

By Opponents – Rueben Mayes at New Orleans (203 yards), 12/7/86

100 YARDS RUSHING

By Dolphins – Ricky Williams at Buffalo (111 yards), 12/21/03

By Opponents – Jamal Lewis at Baltimore (167 yards), 1/2/05

100 YARDS RUSHING IN A HALF

By Dolphins – Ricky Williams vs. Buffalo (108 yards in second half), 9/21/03

By Opponents – LaMont Jordan at New York Jets (101 yards in second half), 11/1/04

TWO 100-YARD RUSHERS

By Dolphins – Mercury Morris (125 yards) and Don Nottingham (102 yards) at Green Bay, 10/5/75

By Opponents – LaMont Jordan (115 yards) and Curtis Martin (115 yards) at New York Jets, 11/1/04

100 YARDS RUSHING AND RECEIVING

By Dolphins – None

By Opponents – Thurman Thomas at Buffalo (165 rushing yards and 103 receiving yards), 9/1/91

500 YARDS PASSING

By Dolphins – Dan Marino vs. N.Y. Jets (521 yards), 10/23/88

By Opponents – None

400 YARDS PASSING

By Dolphins – Dan Marino at Cincinnati (450 yards), 10/1/95

By Opponents – Drew Bledsoe at New England (423 yards), 11/23/98

300 YARDS PASSING

By Dolphins – A.J. Feeley vs. Buffalo (303 yards), 12/05/04

By Opponents – Vinny Testaverde at NY Jets (373 yards), 9/14/03

200 YARDS RECEIVING

By Dolphins – Irving Fryar vs. New England (211 yards), 9/4/94

By Opponents – Isaac Bruce at St. Louis (210 yards), 12/24/95

100 YARDS RECEIVING

By Dolphins – Chris Chambers at Baltimore (146 yards), 1/2/05

By Opponents – Dennis Northcutt vs. Cleveland (114 yards), 12/26/04

100 YARDS RECEIVING IN A HALF

By Dolphins – Marty Booker at New England (123 yards in second half), 10/10/04

By Opponents – Santana Moss at NY Jets (112 yards in second half), 9/14/03

TWO 100-YARD RECEIVERS

By Dolphins – Oronde Gadsden (116 yards) and Chris Chambers (101 yards) at Buffalo, 11/25/01

By Opponents – Richie Anderson (109 yards) and Wayne Chrebet (104 yards) at N.Y. Jets, 10/23/00, OT

FIVE TOUCHDOWN PASSES

By Dolphins – Dan Marino vs. New England, 9/4/94

By Opponents – Trent Green at Kansas City, 9/29/02

FOUR TOUCHDOWN PASSES

By Dolphins – Dan Marino vs. Denver, 12/21/98

By Opponents – Drew Bledsoe of Buffalo, 12/5/04

THREE TOUCHDOWN PASSES

By Dolphins – A.J. Feeley vs. Buffalo, 12/5/04

By Opponents – Drew Bledsoe (4) of Buffalo, 12/05/04

FOUR TOUCHDOWN RECEPTIONS

By Dolphins – Mark Ingram at N.Y. Jets, 11/27/94

By Opponents – Irving Fryar at Philadelphia, 10/20/96

THREE TOUCHDOWN RECEPTIONS

By Dolphins – Chris Chambers at Dallas, 11/27/03

By Opponents – Tony Gonzalez at Kansas City, 9/29/02

TWO TOUCHDOWN RECEPTIONS

By Dolphins – Chris Chambers (3) at Dallas, 11/27/03

By Opponents – Lee Evans of Buffalo, 12/5/04

FOUR TOUCHDOWNS RUSHING

By Dolphins – None

By Opponents – Earl Campbell at Houston, 11/20/78

THREE TOUCHDOWNS RUSHING

By Dolphins – Karim Abdul-Jabbar at New England, 11/23/97

By Opponents – Curtis Martin at New England, 11/3/96

TWO TOUCHDOWNS RUSHING

By Dolphins – Sammy Morris vs. New England, 12/20/04

By Opponents – Tatum Bell at Denver, 12/12/04

FIVE FIELD GOALS

By Dolphins – Olindo Mare (6) at New England, 10/17/99

By Opponents – Kris Brown of Houston, 9/7/03

FOUR FIELD GOALS

By Dolphins – Olindo Mare at Buffalo, 12/3/00

By Opponents – Kris Brown (5) of Houston, 9/7/03

THREE FIELD GOALS

By Dolphins – Bill Gramatica vs. Arizona, 11/7/04

By Opponents – Matt Stover at Baltimore 1/2/05

FOUR INTERCEPTIONS

By Dolphins – Dick Anderson vs. Pittsburgh, 12/3/73

By Opponents – None

THREE INTERCEPTIONS

By Dolphins – Sam Madison vs. Tennessee, 11/7/99

By Opponents – Nate Clements of Buffalo, 10/20/02

TWO INTERCEPTIONS

By Dolphins – Sammy Knight vs. New England, 12/20/04

By Opponents – Nate Clements of Buffalo, 9/21/03

THREE SACKS

By Dolphins – Jason Taylor at San Francisco, 11/28/04

By Opponents – Dwight Freeney of Indianapolis, 11/2/03

TWO SACKS

By Dolphins – Jason Taylor (3) at San Francisco, 11/28/04

By Opponents – Adalius Thomas at Baltimore, 1/2/05

BLOCKED FIELD GOAL

By Dolphins – Kenny Mixon vs. Atlanta (Jay Feely, 44 yards), 12/30/01

By Opponents – Richard Seymour of New England (Olindo Mare, 35 yards), 10/19/03

BLOCKED PUNT

By Dolphins – Kirby Dar Dar at Houston (Reggie Roby), 11/17/96

By Opponents – Terry Wooden at Oakland (Klaus Wilmsmeyer), 12/6/98

MISSED POINT AFTER TOUCHDOWN ATTEMPT

By Dolphins – Bill Gramatica vs. Arizona, 11/7/04

By Opponents – Jake Ariens at Buffalo, 11/25/01

TWO POINT CONVERSION

By Dolphins – Chris Chambers from A.J. Feeley vs. Buffalo, 12/5/04

By Opponents – Christian Fauria pass from Tom Brady at New England, 12/29/02

MONDAY NIGHT MADNESS IN MIAMI

In their history, the Dolphins have appeared on ABC Monday Night Football a total of 71 times, the most of any NFL team, and six games ahead of the Dallas Cowboys, whose 65 games are second-most in the 35-year history of MNF. In those 71 contests, the Dolphins have compiled a record of 39-32, including a home record of 32-17 (14-13 at Dolphins Stadium) and a road register of 7-15. Their 39 victories also are the most in the history of MNF, one ahead of the Cowboys, who have posted 38 victories. The 2005 season will mark just the second in which the Dolphins have not been slated for a Monday

YEAR-BY-YEAR LEADERS

RUSHING

YEAR	PLAYER	G	NO.	YDS.	AVG.	LG	TD
1966	Joe Auer	14	121	416	3.4	41	4
1967	Abner Haynes	10	56	274	4.9	65t	2
1968	+ Jim Kiick	14	165	621	3.8	25	4
1969	Jim Kiick	14	180	575	3.2	27	9
1970	Larry Csonka	14	193	874	4.5	53	6
1971	Larry Csonka	14	195	1051	5.4	28	7
1972	Larry Csonka	14	213	1117	5.2	45	6
1973	Larry Csonka	14	219	1003	4.6	25	5
1974	Larry Csonka	12	197	749	3.8	24	9
1975	Mercury Morris	14	219	875	4.0	49	4
1976	Benny Malone	14	186	797	4.3	31	4
1977	Benny Malone	14	129	615	4.8	66t	5
1978	Delvin Williams	16	272	1258	4.6	58t	8
1979	Larry Csonka	16	220	837	3.8	22	12
1980	Delvin Williams	15	187	671	3.6	65	2
1981	Tony Nathan	13	147	782	5.3	46	5
1982	Andra Franklin	9	177	701	4.0	25t	7
1983	Andra Franklin	15	224	746	3.3	18	8
1984	Woody Bennett	16	144	606	4.2	23	7
1985	Tony Nathan	16	143	667	4.7	22	5
1986	Lorenzo Hampton	16	189	830	4.5	54t	9
1987	+ Troy Stradford	12	145	619	4.3	51	6
1988	Lorenzo Hampton	16	117	414	3.5	33	9
1989	+ Sammie Smith	13	200	659	3.3	25	6
1990	Sammie Smith	16	226	831	3.7	33	8
1991	Mark Higgs	14	231	905	3.9	24	4
1992	Mark Higgs	16	256	915	3.6	23	7
1993	Mark Higgs	16	186	693	3.7	31	3
1994	Bernie Parmalee	15	216	868	4.0	47t	6
1995	Bernie Parmalee	16	236	878	3.7	40	9
1996	+ Karim Abdul-Jabbar	16	307	1116	3.6	29	11
1997	Karim Abdul-Jabbar	16	283	892	3.2	22	15
1998	Karim Abdul-Jabbar	15	270	960	3.6	45	6
1999	+ J.J. Johnson	13	164	558	3.4	34	4
2000	Lamar Smith	15	309	1139	3.7	68t	14
2001	Lamar Smith	16	313	968	3.1	25	6
2002	# Ricky Williams	16	383	1853	4.8	63t	16
2003	Ricky Williams	16	392	1372	3.5	45	9
2004	Sammy Morris	13	132	523	4.0	35t	6

RECEIVING

YEAR	PLAYER	G	NO.	YDS.	AVG.	LG	TD
1966	Dave Kocourek	14	27	320	11.9	43	2
1967	+ Jack Clancy	14	67	868	13.0	44	2
1968	Karl Noonan	14	58	760	13.1	50	11
1969	Larry Seiple	13	41	577	14.1	41t	5
1970	Jim Kiick (RB)	14	42	497	11.8	47	0
1971	Paul Warfield	14	43	996	23.2	86t	11
1972	Paul Warfield	12	29	606	20.9	47	3
1973	Marlin Briscoe	14	30	447	14.9	53	2
1974	Nat Moore	13	37	605	16.4	48	2
1975	Nat Moore	14	40	705	17.6	79t	4
1976	Nat Moore	9	33	625	18.9	67t	4
1977	Nat Moore	14	52	765	14.7	73t	12
1978	Nat Moore	16	48	645	13.5	47	10
1979	Nat Moore	16	48	840	17.5	53	6
1980	Tony Nathan (RB)	16	57	588	10.3	61	5
1981	Duriel Harris	15	53	911	17.2	55	2
1982	Tom Vigorito (RB)	9	24	186	7.8	26	0
1983	Tony Nathan (RB)	16	52	461	8.9	25	1

1984	Mark Clayton	15	73	1389	19.0	65t	18
1985	Tony Nathan (RB)	16	72	651	9.0	73	1
1986	Mark Duper	16	67	1313	19.6	85t	11
1987	+ Troy Stradford (RB)	12	48	457	9.5	34	1
1988	Mark Clayton	16	86	1129	13.1	45t	14
1989	Mark Clayton	15	64	1011	15.8	78t	9
1990	Mark Duper	16	52	810	15.6	69t	5
1991	Mark Duper	16	70	1085	15.5	43t	5
	Mark Clayton	16	70	1053	15.0	43t	12
1992	Bobby Humphrey (RB)	16	54	507	9.4	26	1
1993	+Terry Kirby (RB)	16	75	874	11.7	47	3
1994	Irving Fryar	16	73	1270	17.4	54t	7
1995	Terry Kirby (RB)	16	66	618	9.4	46	3
1996	O.J. McDuffie	16	74	918	12.4	36	8
1997	O.J. McDuffie	16	76	943	12.4	55	1
1998	# O.J. McDuffie	16	90	1050	11.7	61t	7
1999	Tony Martin	16	67	1037	15.5	69t	5
2000	Oronde Gadsden	16	56	786	14.0	61	6
2001	James McKnight	16	55	684	12.4	40	3
	Oronde Gadsden	14	55	674	12.3	61	3
2002	Chris Chambers	15	52	734	14.1	59t	3
2003	Chris Chambers	16	64	963	15.0	57t	11
2004	Randy McMichael (TE)	16	73	791	10.8	42t	4

PASSING (minimum 150 attempts)

YEAR	PLAYER	G	ATT.	CMP.	YDS.	PCT.	TD	INT.	RATE
1976	Bob Griese	13	272	162	2097	59.6	11	12	78.9
1966	Dick Wood	10	230	83	993	36.1	4	14	30.6
1967	+ Bob Griese	12	331	166	2005	50.2	15	18	61.6
1968	Bob Griese	13	355	186	2473	52.4	21	16	75.7
1969	Bob Griese	9	252	121	1695	48.0	10	16	56.9
1970	Bob Griese	14	245	142	2019	58.0	12	17	72.1
1971	Bob Griese	14	263	145	2089	55.1	19	9	90.9
1972	Earl Morrall	14	150	83	1360	55.3	11	7	91.0
1973	Bob Griese	13	218	116	1422	53.2	17	8	84.3
1974	Bob Griese	13	253	152	1968	60.1	16	15	80.9
1975	Bob Griese	10	191	118	1693	61.8	14	13	86.6
1976	Bob Griese	13	272	162	2097	59.6	11	12	78.9
1977	Bob Griese	14	307	180	2252	58.6	22	13	87.7
1978	Bob Griese	11	235	148	1791	63.0	11	11	82.4
1979	Bob Griese	14	310	176	2160	56.8	14	16	72.0
1980	+ David Woodley	13	327	176	1850	53.8	14	17	63.1
1981	David Woodley	15	366	191	2470	52.2	12	13	69.8
1982	David Woodley	9	179	98	1080	54.7	5	8	63.5
1983	+ Dan Marino	11	296	173	2210	58.4	20	6	96.0
1984	# Dan Marino	16	564	362	5084	64.2	48	17	108.9
1985	# Dan Marino	16	567	336	4137	59.3	30	21	84.1
1986	# Dan Marino	16	623	378	4746	60.7	44	23	92.5
1987	Dan Marino	12	444	263	3245	59.2	26	13	89.2
1988	# Dan Marino	16	606	354	4434	58.4	28	23	80.8
1989	Dan Marino	16	550	308	3997	56.0	24	22	76.9
1990	Dan Marino	16	531	306	3563	57.6	21	11	82.6
1991	Dan Marino	16	549	318	3970	57.9	25	13	85.8
1992	# Dan Marino	16	554	330	4116	59.6	24	16	85.1
1993	Scott Mitchell	13	233	133	1773	57.1	12	8	84.2
1994	Dan Marino	16	615	385	4453	62.6	30	17	89.2
1995	Dan Marino	14	482	309	3668	64.1	24	15	90.8
1996	Dan Marino	13	373	221	2795	59.2	17	9	87.8
1997	Dan Marino	16	548	319	3780	58.2	16	11	80.7
1998	Dan Marino	16	537	310	3497	57.7	23	15	80.0
1999	Dan Marino	11	369	204	2448	55.3	12	17	67.4
2000	Jay Fiedler	15	357	204	2402	57.1	14	14	74.5
2001	Jay Fiedler	16	450	273	3290	60.7	20	19	80.3
2002	Jay Fiedler	11	292	179	2024	61.3	14	9	85.2
2003	Jay Fiedler	12	314	179	2138	57.0	11	13	72.4
2004	A.J. Feeley	11	356	191	1893	53.7	11	15	61.7

PUNT RETURNS

YEAR	PLAYER	NO.	YDS.	AVG.	LG	TD
1966	Joe Auer	5	99	19.8	56	0
1967	Abner Haynes	6	37	6.2	20	0
1968	Bob Neff	8	71	8.9	20	0
1969	+ Mercury Morris	25	172	6.9	38	0
1970	+ Jake Scott	27	290	10.7	77t	1
1971	Jake Scott	33	318	9.6	31	0
1972	Charlie Leigh	22	210	9.5	27	0
1973	Jake Scott	22	266	12.1	33	0
1974	Jake Scott	31	346	11.2	30	0
1975	+ Freddie Solomon	26	320	12.3	50t	1
1976	Freddie Solomon	13	205	15.8	79t	1
1977	Freddie Solomon	32	285	8.9	39	0
1978	+ Jimmy Cefalo	28	232	8.3	26	0
1979	+ Tony Nathan	28	306	10.9	86t	1
1980	Tony Nathan	23	178	7.7	30	0
1981	Tom Vigorito	36	379	10.5	87t	1
1982	Tom Vigorito	20	192	9.6	59t	1
1983	+ Mark Clayton	41	392	9.6	60t	1
1984	Fulton Walker	21	169	8.0	33	0
1985	Tom Vigorito	22	197	9.0	21	0
1986	Craig Ellis	24	149	6.2	17	0
1987	+ Scott Schwedes	24	203	8.5	31	0
1988	Scott Schwedes	24	230	9.6	36	0
1989	Scott Schwedes	18	210	11.7	70t	1
1990	Tony Martin	26	140	5.4	35	0
1991	+ Scott Miller	28	248	8.9	32	0
1992	Scott Miller	24	175	7.3	19	0
1993	+ O.J. McDuffie	28	317	11.3	72t	2
1994	O.J. McDuffie	32	228	7.1	26	0
1995	O.J. McDuffie	24	163	6.8	24	0
1996	O.J. McDuffie	22	212	9.6	19	0
1997	Charles Jordan	26	273	10.5	38	0
1998	Terrell Buckley	29	354	12.2	35	0
1999	Nate Jacquet	28	351	12.5	45	0
2000	Jeff Ogden	19	323	17.0	81t	1
2001	Jeff Ogden	32	377	11.8	48	0
2002	Dedric Ward	16	169	10.6	34	0
2003	Sam Simmons	8	100	12.5	32	0
2004	Wes Welker	43	464	10.8	71	0

KICKOFF RETURNS

YEAR	PLAYER	NO.	YDS.	AVG.	LG	TD
1966	Joe Auer	28	698	24.9	95t	1
1967	Bob Neff	15	351	23.4	69	0
1968	Gene Milton	18	408	22.7	74	0
1969	+ Mercury Morris	43	1136	26.4	105t	1
1970	Mercury Morris	28	812	29.0	96t	1
1971	Mercury Morris	15	423	28.2	94t	1
1972	Mercury Morris	14	334	23.9	33	0
1973	Charlie Leigh	9	251	27.9	51	0
1974	+ Nat Moore	22	587	26.7	40	0
1975	+ Freddie Solomon	17	348	20.5	31	0
1976	#+ Duriel Harris	17	559	32.9	69	0
1977	Gary Davis	14	414	29.6	73	0
1978	Duriel Harris	29	657	22.7	53	0
1979	+ Tony Nathan	45	1016	22.6	43	0
1980	Don Bessillieu	40	890	22.3	87	0
1981	+ Fulton Walker	38	932	24.5	90t	1
1982	Fulton Walker	20	433	21.7	32	0
1983	# Fulton Walker	36	962	26.7	78	0
1984	Fulton Walker	29	617	21.3	41	0
1985	+ Lorenzo Hampton	45	1020	22.7	46	0
1986	Craig Ellis	25	541	21.6	41	0
1987	Lorenzo Hampton	16	304	19.0	32	0
1988	Joe Cribbs	41	863	21.0	44	0

1989	Marc Logan	24	613	25.5	97t	1
1990	Marc Logan	20	367	18.4	35	0
1991	+ Aaron Craver	32	615	19.2	49	0
1992	Mike Williams	19	328	17.3	28	0
1993	+ O.J. McDuffie	32	755	23.6	48	0
1994	O.J. McDuffie	36	767	21.3	46	0
1995	O.J. McDuffie	23	564	24.5	47	0
1996	Irving Spikes	28	681	24.3	59	0
1997	Irving Spikes	24	565	23.5	48	0
1998	+ John Avery	43	1085	25.2	55	0
1999	Brock Marion	62	1524	24.6	93	0
2000	Autry Denson	20	495	24.8	56	0
2001	+ Chris Chambers	36	811	22.5	47	0
2002	Travis Minor	46	1071	23.3	66	0
2003	Travis Minor	34	727	21.4	49	0
2004	Wes Welker	57	1313	23.0	95t	1

INTERCEPTIONS

YEAR	PLAYER	NO.	YDS.	AVG.	LONG	TD
1966	Willie West	8	62	7.8	27	0
1967	Dick Westmoreland	10	127	12.7	29	1
1968	+ Dick Anderson	8	230	28.8	96t	1
1969	+ Lloyd Mumphord	5	102	20.4	51	0
1970	Dick Anderson	8	191	23.9	86	0
1971	Jake Scott	7	34	4.9	21	0
1972	Jake Scott	5	73	14.6	31	0
1973	Dick Anderson	8	163	20.4	38t	2
1974	Jake Scott	8	75	9.4	30	0
1975	Jake Scott	6	60	10.0	38	0
1976	(four players)	(two interceptions)				
1977	Curtis Johnson	4	35	8.8	19	0
1978	Tim Foley	6	12	2.0	8	0
1979	Neal Colzie	5	86	17.2	56	0
	Gerald Small	5	74	14.8	40	0
1980	Gerald Small	7	46	6.6	22	0
1981	Glenn Blackwood	4	124	31.0	39	0
1982	Don McNeal	4	42	10.5	23	1
1983	William Judson	6	60	10.0	29	0
1984	Glenn Blackwood	6	169	28.2	50	0
1985	Glenn Blackwood	6	36	6.0	17	0
1986	(four players)	(two interceptions)				
1987	Paul Lankford	3	44	14.7	44	0
	Glenn Blackwood	3	17	5.7	17	0
1988	+ Jarvis Williams	4	62	15.5	23	0
	William Judson	4	57	14.3	52	0
1989	+ Louis Oliver	4	32	8.0	23	0
1990	Louis Oliver	5	87	17.4	35	0
	Jarvis Williams	5	82	16.4	42t	1
1991	Louis Oliver	5	80	16.0	37	0
1992	Louis Oliver	5	200	40.0	103t	1
1993	J.B. Brown	5	43	8.6	29	0
1994	Troy Vincent	5	113	22.6	58t	1
1995	Troy Vincent	5	95	19.0	69t	1
1996	Terrell Buckley	6	164	27.3	91t	1
1997	Terrell Buckley	4	26	6.5	12	0
1998	Terrell Buckley	8	157	19.6	61	1
	Sam Madison	8	114	14.3	35	0
1999	Sam Madison	7	164	23.4	42	1
2000	Brian Walker	7	80	11.4	31	0
2001	Brock Marion	5	227	45.4	100t	2
2002	Patrick Surtain	6	79	13.2	40t	1
2003	Patrick Surtain	7	59	8.4	32	0
2004	Arturo Freeman	4	59	14.8	47	0
	Sammy Knight	4	32	8.0	32	0
	Patrick Surtain	4	2	0.5	2	0

SCORING*

YEAR	PLAYER	TDs	RUN	REC.	PATs	FGs	PTS.
1966	Joe Auer	9	5	4	0-0	0-0	54
	Gene Mingo	0	0	0	23-23	10-22	53
1967	Booth Lusteg	0	0	0	18-18	7-12	39
	Jack Harper	4	1	3	0-0	0-0	24
1968	Karl Noonan	11	0	11	0-0	0-0	66
	+ Jim Keyes	0	0	0	30-30	7-16	51
1969	Karl Kremser	0	0	0	26-27	13-22	65
	Jim Kiick	10	9	1	0-0	0-0	60
1970	Garo Yepremian	0	0	0	31-31	22-29	97
1971	# Garo Yepremian	0	0	0	33-33	28-40	117
	Paul Warfield	11	0	11	0-0	0-0	66
1972	Garo Yepremian	0	0	0	43-45	24-37	115
	Mercury Morris	12	12	0	0-0	0-0	72
1973	Garo Yepremian	0	0	0	38-38	25-37	113
	Paul Warfield	11	0	11	0-0	0-0	66
1974	Garo Yepremian	0	0	0	43-43	8-15	67
	Larry Csonka	9	9	0	0-0	0-0	54
1975	Garo Yepremian	0	0	0	40-46	13-16	79
	Don Nottingham	12	12	0	0-0	0-0	72
1976	Garo Yepremian	0	0	0	29-31	16-23	77
1977	Nat Moore	13	1	12	0-0	0-0	78
	Garo Yepremian	0	0	0	37-41	10-22	67
1978	Garo Yepremian	0	0	0	41-45	19-23	98
	Nat Moore	10	0	10	0-0	0-0	60
1979	+ Uwe von Schamann	0	0	0	36-40	21-29	99
	Larry Csonka	13	12	1	0-0	0-0	78
1980	Uwe von Schamann	0	0	0	32-32	14-23	74
	Nat Moore	7	0	7	0-0	0-0	42
1981	Uwe von Schamann	0	0	0	37-38	24-31	109
1982	Uwe von Schamann	0	0	0	21-22	15-20	66
	Andra Franklin	7	7	0	0-0	0-0	42
1983	Uwe von Schamann	0	0	0	45-48	18-27	99
	Mark Duper	10	0	10	0-0	0-0	60
1984	Mark Clayton	18	0	18	0-0	0-0	108
	Uwe von Schamann	0	0	0	66-70	9-19	93
1985	+ Fuad Reveiz	0	0	0	50-52	22-27	116
	+ Ron Davenport	13	11	2	0-0	0-0	78
1986	Fuad Reveiz	0	0	0	52-55	14-22	94
	Lorenzo Hampton	12	9	3	0-0	0-0	72
1987	Fuad Reveiz	0	0	0	28-30	9-11	55
	Mark Duper	8	0	8	0-0	0-0	48
1988	Mark Clayton	14	0	14	0-0	0-0	84
	Fuad Reveiz	0	0	0	31-32	8-12	55
1989	+ Pete Stoyanovich	0	0	0	38-39	19-26	95
	Mark Clayton	9	0	9	0-0	0-0	54
1990	Pete Stoyanovich	0	0	0	37-37	21-25	100
	Sammie Smith	9	8	1	0-0	0-0	54
1991	Pete Stoyanovich	0	0	0	28-29	31-37	121
	Mark Clayton	12	0	12	0-0	0-0	72
1992	# Pete Stoyanovich	0	0	0	34-36	30-37	124
1993	Pete Stoyanovich	0	0	0	37-37	24-32	109
1994	Pete Stoyanovich	0	0	0	35-35	24-31	107
	Irving Fryar	7	0	7	0-0	0-0	46
1995	Pete Stoyanovich	0	0	0	37-37	27-34	118
	Bernie Parmalee	10	9	1	0-0	0-0	80
1996	Joe Nedney	0	0	0	35-36	18-29	89
	+ Karim Abdul-Jabbar	11	11	0	0-0	0-0	66
1997	Olindo Mare	0	0	0	33-33	28-36	117
	Karim Abdul-Jabbar	16	15	1	0-0	0-0	96
1998	Olindo Mare	0	0	0	33-34	22-27	99
	Oronde Gadsden	7	0	7	0-0	0-0	42
	O.J. McDuffie	7	0	7	0-0	0-0	42
1999	Olindo Mare	0	0	0	27-27	39-46	144
	Oronde Gadsden	6	0	6	0-0	0-0	36
2000	Olindo Mare	0	0	0	33-34	28-31	117
	Lamar Smith	16	14	2	0-0	0-0	96

2001	Olindo Mare	0	0	0	39-40	19-21	96
	Lamar Smith	8	6	2	0-0	0-0	48
2002	Olindo Mare	0	0	0	42-43	24-31	114
	Ricky Williams	17	16	1	0-0	0-0	102
2003	Olindo Mare	0	0	0	33-34	22-29	99
	Chris Chambers	11	0	11	0-0	0-0	66
2004	Olindo Mare	0	0	0	18-18	12-16	54
	Chris Chambers	7	0	7	0-0	0-0	44 [#]

* In years where only one player is listed, several players were tied for second with same point total

includes two-point conversion

TACKLES

YEAR	PLAYER	G	SOLO	ASST.	TOTAL
1966	Willie West	14	95	23	118
1967	Wahoo McDaniel	14	69	49	118
1968	Frank Emanuel	14	82	37	119
1969	Nick Buoniconti	13	79	35	114
1970	Nick Buoniconti	14	96	49	145
1971	Nick Buoniconti	14	86	40	126
1972	Nick Buoniconti	14	72	74	146
1973	Nick Buoniconti	13	91	71	162
1974	Bob Matheson	14	71	32	103
1975	+ Steve Towle	12	90	74	164
1976	Steve Towle	13	131	86	217
1977	Steve Towle	16	75	63	138
1978	Rusty Chambers	16	85	66	151
1979	Rusty Chambers	16	80	98	178
1980	Bob Baumhower	16	88	47	135
1981	Earnie Rhone	16	120	51	171
1982	Earnie Rhone	9	62	20	82
1983	Bob Brudzinski	16	73	31	104
1984	Mark Brown	16	59	18	77
1985	Mark Brown	15	78	18	96
1986	+ John Offerdahl	15	109	26	135
1987	Jackie Shipp	12	63	16	79
1988	John Offerdahl	16	99	18	117
1989	Barry Krauss	16	100	19	119
1990	John Offerdahl	16	98	18	116
1991	Louis Oliver	16	73	15	88
1992	Bryan Cox	16	84	43	127
1993	Bryan Cox	16	87	35	122
1994	Bryan Cox	16	106	41	147
1995	Bryan Cox	16	104	38	142
1996	+ Zach Thomas	16	131	49	180
1997	Zach Thomas	15	107	42	149
1998	Zach Thomas	16	124	36	160
1999	Zach Thomas	16	117	50	167
2000	Brock Marion	16	85	24	109
2001	Zach Thomas	15	112	68	180
2002	Zach Thomas	16	124	71	195
2003	Zach Thomas	15	113	71	184
2004	Zach Thomas	13	95	73	168

SACKS

1968: Mel Branch, 11.0; **1969:** Bill Stanfill, 8.0; **1970:** Bill Stanfill, 6.0; **1971:** Manny Fernandez, 8.0; **1972:** Vern Den Herder, 10.5; **1973:** Bill Stanfill, 18.5; **1974:** Bill Stanfill, 10.0; **1975:** Vern Den Herder, 11.0; **1976:** Don Reese and Bill Stanfill, 4.0; **1977:** +A.J. Duhe, 7.0; **1978:** Vern Den Herder, 11.0; **1979:** Vern Den Herder, 9.0; **1980:** Kim Bokamper and A.J. Duhe, 5.5; **1981:** Bob Baumhower, 9.0; **1982:** Bob Brudzinski, 4.5; **1983:** Doug Betters, 16.0; **1984:** Doug Betters, 14.0; **1985:** Mike Charles, 7.0; **1986:** Mark Brown, 5.0 (47 yards); **1987:** T.J. Turner, 4.0 (34 yards); **1988:** T.J. Turner, 5.0 (22 yards); **1989:** Jeff Cross, 10.0 (94 yards); **1990:** Jeff Cross, 11.5 (95.5 yards); **1991:** Jeff Cross 7.0 (60 yards); **1992:** Bryan Cox 14.0 (115 yards); **1993:** Jeff Cross 10.5 (62 yards); **1994:** Jeff Cross 9.5 (58.5 yards); **1995:** Bryan Cox 7.5 (46 yards); **1996:** Trace Armstrong 12.0 (81.5 yards); **1997:** Trace Armstrong 5.5 (45 yards); **1998:** Trace Armstrong 10.5 (63 yards); **1999:** Rich Owens 8.5 (61 yards); **2000:** Trace Armstrong 16.5 (96.5 yards); **2001:** Jason Taylor 8.5 (44.5 yards); **2002:** #-Jason Taylor 18.5 (162.5 yards); **2003:** Adewale Ogunleye 15.0 (71 yards); **2004:** Jason Taylor 9.5 (62.5 yards).

+ Rookie # - League Leader

494 • Year-By-Year Leaders

DOLPHINS OFFENSE YEAR BY YEAR

YEAR	PLAYS	FIRST DOWNS	RUSH YARDS	PASS YARDS	TOTAL YARDS	NFL RANK* T-R-P	TOTAL POINTS
1966	884	200	1410	2048	3458	22-21-19	213
1967	847	212	1323	2336	3659	17-18-17	219
1968	892	247	1704	2402	4106	12-15-11	276
1969	878	224	1513	2077	3590	23-23-21	233
1970	827	228	2082	1957	4039	11- 3-20	297
1971	804	232	2429	1983	4412	5- 1-19	315
1972	893	291	2960	2076	5036	1- 1-16	385
1973	776	215	2521	1582	4103	9- 3- 1	343
1974	884	272	2191	2084	4275	11- 4-16	327
1975	896	266	2500	2009	4509	11- 4-20	357
1976	874	267	2118	2268	4386	13-13-10	263
1977	866	267	2366	1961	4327	10- 5-16	313
1978	954	270	2366	2469	4835	13-11-15	372
1979	1006	297	2187	2763	4950	16-17-14	341
1980	1015	284	1876	2688	4564	26-17-24	266
1981	1063	306	2173	3149	5322	16-10-16	345
1982	582	165	1344	1314	2658	19- 3-27	198
1983	1033	314	2150	3045	5195	16-13-19	389
1984	1070	387	1918	5018	6936	1-16- 1	513
1985	1039	361	1729	4114	5843	6-18- 2	428
1986	1011	351	1545	4779	6324	2-25- 1	430
1987	1005	331	1662	3876	5538	4-23- 1	362
1988	963	321	1205	4516	5721	5-28- 1	319
1989	1011	311	1330	4216	5546	7-27- 3	331
1990	975	303	1535	3512	5047	14-22- 5	336
1991	970	312	1352	3889	5241	7-25- 3	343
1992	998	316	1525	3975	5500	5-24- 2	340
1993	1030	309	1459	4353	5812	2-25- 1	349
1994	1078	344	1658	4420	6078	1-13- 2	389
1995	1034	345	1506	4210	5716	8-21- 4	398
1996	1000	293	1622	3543	5165	14-19-11	339
1997	1028	311	1343	3792	5135	11-29- 2	339
1998	1028	269	1535	3395	4930	16-24-10	321
1999	1071	287	1453	3485	4938	20-22-13t	326
2000	945	251	1894	2567	4461	26-14-27	323
2001	953	263	1664	3157	4821	21-23-19	344
2002	1010	318	2502	2890	5392	15- 2-26	378
2003	968	266	1817	2792	4609	24-17-26	311
2004	1022	267	1339	3065	4404	29-31-21	275

*1966-69 are AFL-NFL combined rankings

DOLPHINS DEFENSE YEAR BY YEAR

YEAR	PLAYS	FIRST DOWNS	RUSH YARDS	PASS YARDS	TOTAL YARDS	NFL RANK* T-R-P	TOTAL POINTS
1966	857	237	1510	3101	4611	19- 7-22	362
1967	843	269	2145	2835	4980	22-25-17	407
1968	808	240	2172	2712	4884	23-22-20	355
1969	851	206	1489	2637	4126	10- 9-16	332
1970	808	226	1453	2551	4004	14- 7-22	228
1971	800	214	1661	2000	3661	5- 8- 6	174
1972	770	186	1548	1749	3297	1- 3- 5	171
1973	878	195	1991	1290	3281	3-12- 1	150
1974	807	208	1624	2182	3806	8- 7-16	216

1975	858	224	1768	2021	3789	6- 5- 6	222
1976	892	268	2411	2670	5081	26-22-28	264
1977	901	227	1749	2233	3982	16- 6-24	197
1978	1021	298	2261	2908	5169	23-16-26	254
1979	938	238	1702	2737	4439	4- 2-12	257
1980	1062	309	2018	3206	5224	14-15-15	305
1981	1039	296	2032	3331	5363	15-14-19	275
1982	548	147	1285	1027	2312	1-24- 1	131
1983	992	288	2037	3002	5139	7-13- 8	250
1966	857	237	1510	3101	4611	19- 7-22	362
1984	1051	314	2155	3265	5420	19-22-14	298
1985	1033	314	2256	3511	5767	23-23-22	320
1986	1058	337	2493	3557	6050	26-27-22	405
1987	1013	314	2198	3247	5445	26-25-21	335
1988	1072	359	2506	3275	5781	26-26-14	380
1989	1045	337	2153	3543	5696	24-25-18	379
1990	968	268	1831	2716	4547	7-16- 3	242
1991	1019	327	2301	3105	5406	25-27-12	349
1992	976	273	1600	2983	4583	10- 6-14	281
1993	1061	332	1665	3485	5150	20-14-21	351
1994	1000	305	1430	3794	5224	19- 6-25	327
1995	1000	309	1675	3569	5244	16-12-19	332
1996	987	306	1536	3655	5191	18-13-22	325
1997	1004	299	1813	3551	5364	26-17-25	327
1998	944	257	1511	2924	4435	3- 6- 6	265
1999	936	252	1476	2928	4404	5- 8- 5	336
2000	995	289	1736	2900	4636	6-14- 5	226
2001	957	283	1779	2829	4608	5-17- 1	290
2002	974	285	1554	3102	4656	3- 5- 8	301
2003	1014	283	1452	3335	4787	10- 5-19	251
2004	1009	281	2302	2592	4894	8-31- 2	354

*1966-69 are AFL-NFL combined rankings

DOLPHINS IN OVERTIME

LOCATION	W	L	T	WON TOSS	LOST TOSS
HOME*	8	9	1	10	8
ROAD*	5	9	0	6	8
TOTALS	13	18	1	16	16

* Home record includes 1-1 mark in playoffs; Road record includes 1-0 mark in playoffs

When they have won the toss, the Dolphins are 9-7 (6-4 home, 3-3 road).

When they have lost the toss, the Dolphins are 4-11-1 (2-5-1 home, 2-6 road).

***Dec. 25, 1971 – Miami 27, at Kansas City 24 (2 OT):** Chiefs win toss. Jan Stenerud has 42-yard FG attempt blocked by Nick Buoniconti of Dolphins. Teams trade punts. Garo Yepremian misses FG try from 52 yards. K.C. QB Len Dawson is intercepted by Jake Scott and teams trade punts. Yepremian kicks a 37-yard FG at 7:40 of the second overtime.

Dec. 14, 1975 – at Baltimore 10, Miami 7: Dolphins win toss. Miami is forced to punt. Colts drive from their own 4 to the Miami 14. Toni Linhart kicks 31-yard FG at 12:44.

Oct. 17, 1976 – Kansas City 20, at Miami 17: Chiefs win toss. Kansas City punts and Miami drives to 20-yard line of Chiefs. Norm Bulaich fumbles into end zone and K.C. recovers for touchback. Chiefs drive to Miami 17 and Jan Stenerud kicks 34-yard FG at 14:48.

Nov. 18, 1979 – at Cleveland 30, Miami 24: Browns win toss. Brian Sipe throws 39-yard TD pass to Reggie Rucker at 1:59.

Nov. 20, 1980 – San Diego 27, at Miami 24: Chargers win toss. San Diego is forced to punt, but Woodrow Lowe intercepts David Woodley at the Miami 40 and returns it to the 12 of the Dolphins. Rolf Benirschke kicks 28-yard FG for Chargers at 7:14.

Dec. 8, 1980 – at Miami 16, New England 13: Dolphins win toss. Miami drives from its own 13 to the 5 of New England with the big play being a 54-yard pass to Duriel Harris from David Woodley. Uwe von Schamann kicks 23-yard FG at 3:20.

Oct. 4, 1981 – at Miami 28, N.Y. Jets 28 (tie): Jets win toss. Teams trade punts twice. Pat Leahy of Jets misses 48-yard FG attempt near end of OT period.

Nov. 8, 1981 – Miami 30, at New England 27: Dolphins win toss. Miami punts, but Bob Brudzinski intercepts Steve Grogan at New England 45 and returns it to 26 of the Pats. Thirteen yards is tacked on for unnecessary roughness on tackle of Brudzinski, before Uwe von Schamann kicks 30-yard FG at 7:09.

***Jan. 2, 1981 – San Diego 41, at Miami 38:** Chargers win toss. Rolf Benirschke misses 27-yard FG for San Diego and Uwe von Schamann of Miami has 34-yard FG blocked by Leroy Jones of Chargers. Benirschke kicks 29-yard FG at 13:52.

Oct. 9, 1983 – Buffalo 38, at Miami 35: Dolphins win toss. Uwe von Schamann misses FGs of 52 and 43 yards for Miami. Joe Danelo kicks 36-yard FG at 13:58.

Nov. 18, 1984 – at San Diego 34, Miami 28: Chargers win toss. Buford McGee runs for 25-yard TD at 3:17.

Sept. 21, 1986 – at N.Y. Jets 51, Miami 45: Jets win toss. Ken O'Brien throws a 43-yard TD pass to Wesley Walker at 2:35.

Dec. 14, 1986 – Miami 37, at L.A. Rams 31: Dolphins win toss. Dan Marino throws a 20-yard TD pass to Mark Duper at 3:04.

Oct. 18, 1987 – at N.Y. Jets 37, Miami 31: Jets win toss. Both teams exchange punts, then interceptions before Jets take over on another Dolphin interception. Pat Ryan passes eight yards to Eddie Hunter at 14:26.

Oct. 25, 1987 – Buffalo 34, at Miami 31: Bills win toss. Scott Norwood kicks 27-yard FG at 4:12.

Oct. 8, 1989 – at Miami 13, Cleveland 10: Browns win toss. Cleveland drives to Miami 26-yard line, but Matt Bahr misses 44-yard FG. Miami drives 55 yards and Pete Stoyanovich kicks 35-yard FG at 6:28.

Dec. 9, 1990 – at Miami 23, Philadelphia 20: Eagles win toss. Both teams exchange punts, then Eagles' Jeff Feagles boots 23-yard punt. Miami drives 35 yards and Pete Stoyanovich kicks 39-yard FG at 12:32.

Nov. 24, 1991 – Miami 16, at Chicago 13: Dolphins win toss. Pete Stoyanovich kicks 27-yard FG at 4:11.

Dec. 22, 1991 – N.Y. Jets 23, at Miami 20: Dolphins win toss. Miami is forced to punt. Raul Allegre kicks 30-yard FG at 6:15.

Dec. 27, 1992 – Miami 16, at New England 13: Patriots win toss. New England is forced to punt. Pete Stoyanovich kicks 35-yard FG at 6:43.

Jan. 2, 1994 – at New England 33, Miami 27: Dolphins win toss. Miami is forced to punt. Dolphins intercept pass but are forced to punt. Drew Bledsoe passes 36 yards to Michael Timpson for touchdown at 10:14.

Oct. 16, 1994 – at Miami 20, L.A. Raiders 17: Dolphins win toss. Pete Stoyanovich kicks 29-yard FG at 5:46.

Nov. 20, 1994 – at Pittsburgh 16, Miami 13: Steelers win toss. Pittsburgh stopped on fourth down. Dolphins forced to punt. Gary Anderson kicks 39-yard FG at 10:19.

Oct. 8, 1995 – Indianapolis 27, at Miami 24: Colts win toss. Cary Blanchard kicks 27-yard FG at 4:58.

Sept. 7, 1997 – at Miami 16, Tennessee 13: Dolphins win toss. Olindo Mare kicks 29-yard FG at 12:45.

Oct. 27, 1997 – Chicago 36, at Miami 33: Dolphins win toss. Both teams exchange punts, then Dan Marino is sacked and fumbles on Dolphins 17-yard line. Jeff Jaeger kicks 35-yard FG at 5:35.

Oct. 25, 1998 – at Miami 12, New England 9: Dolphins win toss. Olindo Mare kicks 43-yard FG at 10:24.

Oct. 23, 2000 – at N.Y. Jets 40, Miami 37: Dolphins win toss. Marcus Coleman intercepts Jay Fiedler pass then fumbles and Oronde Gadsden recovers. Coleman intercepts Fiedler again. John Hall kicks 40-yard field goal at 8:13.

***Dec. 30, 2000 – at Miami 23, Indianapolis 17:** Dolphins win toss. Miami forced to punt. Mike Vanderjagt misses 49-yard field goal wide right. Lamar Smith scores on 17-yard touchdown run at 3:34.

Dec. 29, 2002 – at New England 27, Miami 24: Patriots win toss. Adam Vinatieri kicks 35-yard FG at 12:57.

Oct. 19, 2003 – New England 19, at Miami 13: Dolphins win toss. Olindo Mare misses 35-yard FG. Patriots forced to punt. Tyrone Poole intercepts a Jay Fiedler pass on Patriots 18. Tom Brady connects with Troy Brown for an 82-yard TD pass on the following play at 9:15.

Nov. 16, 2003 – at Miami 9, Baltimore 6: Dolphins win toss. Miami forced to punt. Four plays afterward, Zach Thomas recovers a Jamal Lewis fumble at the Ravens 33, leading to an Olindo Mare 43-yard FG at 6:12.

***Playoff Game**

LARGEST COMEBACKS

DOLPHINS

	MARGIN	SCORE/ QUARTER	FINAL SCORE	DATE	OPPONENT
1.	24 points	0-24 (3rd)	34-27	12/15/74	NEW ENGLAND
2.	18 points	3-21 (2nd)	24-21	1/4/86	CLEVELAND*
3.	18 points	3-21 (2nd)	24-21	11/14/71	PITTSBURGH
4.	17 points	0-17 (3rd)	21-17	11/10/68	at Buffalo
	17 points	3-20 (2nd)	31-23	11/12/89	at N.Y. Jets
	17 points	7-24 (3rd)	28-24	11/27/94	at N.Y. Jets
	17 points	0-17 (2nd)	28-20	10/29/00	GREEN BAY

NOTE: Miami's largest fourth-quarter comeback was from a 16-point deficit (0-16 to 21-16) against New Orleans on September 28, 1980.

OPPONENTS

	MARGIN	SCORE/ QUARTER	FINAL SCORE	DATE	OPPONENT
1.	23 points	7-30 (4th)	40-37 (OT)	10/23/00	at N.Y. Jets
2.	21 points	0-21 (2nd)	34-31 (OT)	10/25/87	BUFFALO
3.	21 points	3-24 (3rd)	27-24 (OT)	10/8/95	INDIANAPOLIS
4.	18 points	10-28 (2nd)	45-28	10/9/77	at Baltimore
5.	17 points	0-17 (3rd)	21-17	10/14/01	at N.Y. Jets
6.	15 points	6-21 (3rd)	22-21	1/9/95	at San Diego*
	15 points	18-33 (4th)	36-33 (OT)	10/27/97	CHICAGO
8.	14 points	0-14 (3rd)	21-24	10/27/68	at Denver
	14 points	0-14 (3rd)	31-28	10/3/76	L.A. RAMS
	14 points	14-28 (4th)	34-28 (OT)	11/18/84	at San Diego
	14 points	7-21 (2nd)	28-21	9/13/87	NEW ENGLAND
	14 points	0-14 (1st)	40-21	11/15/87	at Indianapolis
	14 points	0-14 (2nd)	34-14	11/26/89	PITTSBURGH
	14 points	0-14 (1st)	35-31	9/1/91	at Buffalo
	14 points	7-21 (2nd)	27-24 (OT)	12/29/02	at New England

* Playoff Game

DOLPHINS' 10 LARGEST MARGINS

... OF VICTORY

	MARGIN	SCORE	DATE	OPPONENT
1.	52 points	52-0	11/12/72	NEW ENGLAND
2.	44 points	44-0	11/11/73	BALTIMORE
3.	43 points	43-0	10/19/75	at N.Y. Jets
4.	42 points	42-0	9/10/78	at Baltimore
	42 points	45-3	11/24/86	N.Y. JETS
	42 points	42-0	10/11/87	KANSAS CITY
7.	41 points	55-14	11/24/77	at St. Louis
8.	38 points	45-7	12/20/70	BUFFALO
	38 points	41-3	10/17/71	NEW ENGLAND
	38 points	52-14	9/3/95	N.Y. JETS

... OF DEFEAT

	MARGIN	SCORE	DATE	OPPONENT
1.	55 points	62-7	1/15/00	at Jacksonville*
2.	45 points	48-3	9/28/68	KANSAS CITY
3.	41 points	41-0	10/8/67	at Kansas City
	41 points	41-0	12/14/97	at Indianapolis
5.	35 points	35-0	11/1/70	at Baltimore
	35 points	42-7	10/13/91	at Kansas City
	35 points	38-3	1/9/99	at Denver*
8.	34 points	58-24	9/18/66	at Buffalo
	34 points	44-10	10/2/66	at San Diego
	34 points	34-0	10/12/80	at New England

* Playoff Game

DOLPHINS HOME & AWAY

YEAR	HOME	PCT.	ROAD	PCT.	OVERALL	PCT.
1966	2-5	.286	1-6	.143	3-11	.214
1967	4-3	.571	0-7	.000	4-10	.286
1968	1-5-1	.214	4-3	.571	5-8-1	.393
1969	2-3-1	.417	1-7*	.125	3-10-1	.250
1970	6-1	.857	4-3	.571	10-4	.714
1971	6-1	.857	4-2-1	.643	10-3-1	.750
1972	7-0	1.000	7-0	1.000	14-0	1.000
1973	7-0	1.000	5-2	.714	12-2	.857
1974	7-0	1.000	4-3	.571	11-3	.786
1975	5-2	.714	5-2	.714	10-4	.714
1976	3-4	.429	3-4	.429	6-8	.429
1977	6-1	.857	4-3	.571	10-4	.714
1978	7-1	.875	4-4	.500	11-5	.688
1979	6-2	.750	4-4	.500	10-6	.625
1980	5-3	.625	3-5	.375	8-8	.500
1981	6-1-1	.813	5-3	.625	11-4-1	.719
1982	4-0	1.000	3-2	.600	7-2	.778
1983	7-1	.875	5-3	.625	12-4	.750
1984	7-1	.875	7-1	.875	14-2	.875
1985	8-0	1.000	4-4	.500	12-4	.750
1986	4-4	.500	4-4	.500	8-8	.500
1987	4-3	.571	4-4	.500	8-7	.533
1988	4-4	.500	2-6	.250	6-10	.375
1989	4-4	.500	4-4	.500	8-8	.500
1990	7-1	.875	5-3	.625	12-4	.750
1991	5-3	.625	3-5	.375	8-8	.500
1992	6-2	.750	5-3	.625	11-5	.688
1993	4-4	.500	5-3	.625	9-7	.563
1994	6-2	.750	4-4	.500	10-6	.625
1995	5-3	.625	4-4	.500	9-7	.563
1996	4-4	.500	4-4	.500	8-8	.500
1997	6-2	.750	3-5	.375	9-7	.563
1998	7-1	.875	3-5	.375	10-6	.625
1999	5-3	.625	4-4	.500	9-7	.563
2000	5-3	.625	6-2	.750	11-5	.688
2001	7-1	.875	4-4	.500	11-5	.688
2002	7-1	.875	2-6	.250	9-7	.563
2003	4-4	.500	6-2	.750	10-6	.625
2004	3-5	.375	1-7	.125	4-12	.250
TOTALS	203-88-3	.696	150-147-1	.505	353-235-4	.600

*Includes 38-23 loss to Boston at Tampa

DOLPHINS MONTH-BY-MONTH

(Regular Season)

YEAR	SEPTEMBER	OCTOBER	NOVEMBER	DECEMBER	JANUARY	RECORD
1966	0-3	2-2	0-4	1-2	0-0	3-11
1967	1-1	0-4	1-3	2-2	0-0	4-10
1968	0-3	2-1-1	2-2	1-2	0-0	5-8-1
1969	0-3	1-2-1	1-4	1-1	0-0	3-10-1
1970	1-1	3-1	3-2	3-0	0-0	10-4
1971	1-0-1	4-1	4-0	1-2	0-0	10-3-1
1972	2-0	5-0	4-0	3-0	0-0	14-0
1973	2-1	4-0	4-0	2-1	0-0	12-2
1974	2-1	3-1	3-1	3-0	0-0	11-3
1975	1-1	4-0	2-2	3-1	0-0	10-4
1976	2-1	2-3	1-3	1-1	0-0	6-8
1977	2-0	3-2	3-1	2-1	0-0	10-4
1978	2-2	4-1	2-2	3-0	0-0	11-5
1979	4-1	2-2	3-2	1-1	0-0	10-6
1980	3-1	1-3	2-3	2-1	0-0	8-8
1981	4-0	1-2-1	2-2	4-0	0-0	11-4-1
1982	2-0	0-0	1-1	3-1	1-0	7-2
1983	3-1	3-2	3-1	3-0	0-0	12-4
1984	5-0	4-0	3-1	2-1	0-0	14-2
1985	3-1	2-2	3-1	4-0	0-0	12-4
1986	1-3	2-2	3-2	2-1	0-0	8-8
1987	1-1	1-3	3-2	3-1	0-0	8-7
1988	1-3	4-1	0-4	1-2	0-0	6-10
1989	1-2	3-2	3-1	1-3	0-0	8-8
1990	3-1	3-0	3-1	3-2	0-0	12-4
1991	2-3	1-2	3-1	2-2	0-0	8-8
1992	3-0	3-1	2-3	3-1	0-0	11-5
1993	2-1	4-0	3-1	0-4	0-1	9-7
1994	3-1	3-1	2-2	2-2	0-0	10-6
1995	3-0	2-3	1-3	3-1	0-0	9-7
1996	3-1	1-3	2-2	2-2	0-0	8-8
1997	2-2*	3-1	3-2	1-2	0-0	9-7
1998	3-0	2-2	3-2	2-2	0-0	10-6
1999	2-0	4-1	2-2	1-3	0-1	9-7
2000	3-1	3-1	3-1	2-2	0-0	11-5
2001	2-1	2-1	3-1	3-2	1-0	11-5
2002	3-1	2-1	2-2	2-3	0-0	9-7
2003	2-1	3-1	3-2	2-2	0-0	10-6
2004	0-3	1-3	1-3	2-2	0-1	4-12
TOTALS	80-46-1	97-58-3	92-72	82-56	2-3	353-235-4

* Includes August 31, 1997, 16-10 win over Indianapolis.

DOLPHINS BEFORE AND AFTER BYES

Since the NFL first instituted the open week in 1990, the Dolphins are 8-7 in games preceding the bye week, including a 24-23 loss to Arizona on November 7 of last year at Pro Player Stadium. Miami has dropped three of their last four games prior to the bye.

Miami owns a 10-6 record in games following a bye week, including a 24-17 loss to Seattle on November 21 of last year at Qwest Field. The Dolphins recorded victories in each of their first seven games following the bye and eight of their first nine. They have dropped five of their last seven decisions.

PRIME TIME DOLPHINS

YEAR	DATE	OPPONENT	SCORE		NETWORK	ATTENDANCE
1970	Mon., Nov. 30	at Atlanta	20-7	W	ABC	53,303
1971	Mon., Nov. 29	CHICAGO	34-3	W	ABC	73,071
1972	Mon., Nov. 27	ST. LOUIS	31-10	W	ABC	78,190
1973	Mon., Oct. 15	at Cleveland	17-9	W	ABC	72,070
1973	Mon., Dec. 3	PITTSBURGH	30-26	W	ABC	68,901
1974	Mon., Oct. 7	N.Y. JETS	21-17	W	ABC	61,527
1974	Mon., Dec. 2	CINCINNATI	24-3	W	ABC	71,962
1975	Mon., Sept. 22	OAKLAND	21-31	L	ABC	78,744
1975	Mon., Dec. 1	NEW ENGLAND	20-7	W	ABC	61,963
1976	Mon., Sept. 13	at Buffalo	30-21	W	ABC	77,683
1976	Mon., Nov. 22	BALTIMORE	16-17	L	ABC	62,104
1977	Mon., Dec. 5	BALTIMORE	17-6	W	ABC	68,977
1978	Mon., Oct. 9	CINCINNATI	21-0	W	ABC	54,729
1978	Mon., Nov. 20	at Houston	30-35	L	ABC	50,290
1978	Mon., Dec. 18	NEW ENGLAND	23-3	W	ABC	72,071
1979	Mon., Oct. 8	at Oakland	3-13	L	ABC	52,419
1979	Mon., Nov. 5	HOUSTON	6-9	L	ABC	70,273
1979	Thur., Nov. 29	NEW ENGLAND	39-24	W	ABC	69,174
1980	Mon., Oct. 27	at N.Y. Jets	14-17	L	ABC	53,046
1980	Thur., Nov. 20	SAN DIEGO	24-27	L (OT)	ABC	63,013
1980	Mon., Dec. 8	NEW ENGLAND	16-13	W (OT)	ABC	63,292
1981	Thur., Sept. 10	PITTSBURGH	30-10	W	ABC	74,190
1981	Mon., Oct. 12	at Buffalo	21-31	L	ABC	78,576
1981	Mon., Nov. 30	PHILADELPHIA	13-10	W	ABC	67,797
1982	Mon., Nov. 29	at Tampa Bay	17-23	L	ABC	54,854
1982	Mon., Dec. 27	BUFFALO	27-10	W	ABC	73,924
1983	Mon., Sept. 19	at L.A. Raiders	14-27	L	ABC	57,796
1983	Mon., Nov. 28	CINCINNATI	38-14	W	ABC	74,506
1983	Fri., Dec. 16	N.Y. JETS	34-14	W	ABC	59,975
1984	Mon., Sept. 17	at Buffalo	21-17	W	ABC	65,455
1984	Mon., Nov. 26	N.Y. JETS	28-17	W	ABC	74,884
1984	Mon., Dec. 17	DALLAS	28-21	W	ABC	74,139
1985	Mon., Oct. 14	at N.Y. Jets	7-23	L	ABC	73,807
1985	Mon., Dec. 2	CHICAGO	38-24	W	ABC	75,594
1985	Mon., Dec. 16	NEW ENGLAND	30-27	W	ABC	69,489
1986	Mon., Nov. 10	at Cleveland	16-26	L	ABC	77,949
1986	Mon., Nov. 24	N.Y. JETS	45-3	W	ABC	70,206
1986	Mon., Dec. 22	NEW ENGLAND	27-34	L	ABC	74,516
1987	Sun., Nov. 22	at Dallas	20-14	W	ESPN	56,519
1987	Mon., Dec. 7	N.Y. JETS	37-28	W	ABC	62,592
1987	Sun., Dec. 20	WASHINGTON	23-21	W	ESPN	65,715
1987	Mon., Dec. 28	NEW ENGLAND	10-24	L	ABC	61,192
1988	Mon., Nov. 14	BUFFALO	6-31	L	ABC	67,091
1988	Sun., Nov. 20	NEW ENGLAND	3-6	L	ESPN	53,526
1988	Mon., Dec. 12	CLEVELAND	38-31	W	ABC	61,884
1989	Sun., Dec. 10	NEW ENGLAND	31-10	W	ESPN	55,918
1990	Thur., Oct. 18	NEW ENGLAND	17-10	W	TNT	62,630
1990	Mon., Nov. 19	L.A. RAIDERS	10-13	L	ABC	70,553
1990	Sun., Dec. 9	PHILADELPHIA	23-20	W (OT)	ESPN	67,034
1991	Sun., Nov. 10	NEW ENGLAND	30-20	W	ESPN	56,065
1991	Mon., Nov. 18	BUFFALO	27-41	L	ABC	71,062
1991	Mon., Dec. 9	CINCINNATI	37-13	W	ABC	60,616
1992	Mon., Sept. 14	at Cleveland	27-23	W	ABC	74,765
1992	Mon., Nov. 16	BUFFALO	20-26	L	ABC	70,629
1992	Mon., Dec. 14	L.A. RAIDERS	20-7	W	ABC	67,098
1992	Sun., Dec. 20	N.Y. JETS	19-17	W	ESPN	68,275
1993	Mon., Oct. 4	WASHINGTON	17-10	W	ABC	68,568
1993	Sun., Oct. 24	INDIANAPOLIS	41-27	W	TNT	57,301
1993	Mon., Dec. 13	PITTSBURGH	20-21	L	ABC	70,232
1993	Mon., Dec. 27	at San Diego	20-45	L	ABC	60,311
1994	Sun., Oct. 2	at Cincinnati	23-7	W	TNT	55,056
1994	Sun., Dec. 4	BUFFALO	31-42	L	ESPN	69,358
1994	Mon., Dec. 12	KANSAS CITY	45-28	W	ABC	71,578

1994	Sun., Dec. 25	DETROIT	27-20	W	ESPN	70,980
1995	Mon., Sept. 18	PITTSBURGH	23-10	W	ABC	72,874
1995	Sun., Nov. 5	at San Diego	24-14	W	ESPN	61,996
1995	Mon., Nov. 20	SAN FRANCISCO	20-44	L	ABC	73,080
1995	Mon., Dec. 11	KANSAS CITY	13-6	W	ABC	70,321
1996	Sun., Sept. 8	at Arizona	38-10	W	TNT	55,444
1996	Mon., Sept. 23	at Indianapolis	6-10	L	ABC	60,891
1996	Mon., Nov. 25	PITTSBURGH	17-24	L	ABC	73,489
1996	Mon., Dec. 16	BUFFALO	16-14	W	ABC	67,016
1997	Sun., Sept. 21	at Tampa Bay	21-31	L	TNT	73,314
1997	*Mon., Oct. 27	CHICAGO	33-36	L (OT)	ABC	73,156
1997	Mon., Nov. 17	BUFFALO	30-13	W	ABC	74,155
1997	Sun., Dec. 7	DETROIT	33-30	W	ESPN	72,266
1997	Mon., Dec. 22	NEW ENGLAND	12-14	L	ABC	74,379
1998	Mon., Oct. 12	at Jacksonville	21-28	L	ABC	74,051
1998	Mon., Nov. 23	at New England	23-26	L	ABC	58,729
1998	Sun., Dec. 13	N.Y. JETS	16-21	L	ESPN	74,369
1998	Mon., Dec. 21	DENVER	31-21	W	ABC	74,363
1999	Mon., Sept. 13	at Denver	38-21	W	ABC	75,623
1999	Mon., Oct. 4	BUFFALO	18-23	L	ABC	74,073
1999	Sun., Nov. 7	TENNESSEE	17-0	W	ESPN	74,109
1999	Mon., Dec. 27	N.Y. JETS	31-38	L	ABC	74,230
2000	Sun., Sept. 17	BALTIMORE	19-6	W	ESPN	73,464
2000	Mon., Oct. 23	at N.Y. Jets	37-40	L (OT)	ABC	78,389
2001	Sun., Sept. 9	at Tennessee	31-23	W	ESPN	68,798
2001	Mon., Dec. 10	INDIANAPOLIS	41-6	W	ABC	73,858
2002	Sun., Oct. 13	at Denver	24-22	W	ESPN	75,941
2002	Mon., Nov. 4	at Green Bay	10-24	L	ABC	63,284
2002	Sun., Nov. 10	at N.Y. Jets	10-13	L	ESPN	78,920
2002	Mon., Dec. 9	CHICAGO	27-9	W	ABC	73,609
2003	Sun., Sept. 21	BUFFALO	17-7	W	ESPN	73,458
2003	Mon., Oct. 27	at San Diego#	26-10	W	ABC	73,014
2003	Sun., Nov. 23	WASHINGTON	24-23	W	ESPN	73,578
2003	Mon., Dec. 15	PHILADELPHIA	27-34	L	ABC	73,780
2004	Sun., Sept. 19	at Cincinnati	13-16	L	ESPN	65,705
2004	Sun., Sept. 26	PITTSBURGH@	3-13	L	CBS	72,225
2004	Mon., Nov. 1	at N.Y. Jets	14-41	L	ABC	78,216
2004	Mon., Dec. 20	NEW ENGLAND	29-28	W	ABC	73,629
2004	Sun., Dec. 26	CLEVELAND	10-7	W	ESPN	73,169

TOTALS: 40-33 Monday Night (32-17 home, 7-15 road); 23-8 Other (17-5 home, 6-3 road)

* Game originally scheduled for Sun., Oct. 26 postponed to Mon., Oct. 27 due to Game 7 of World Series

Game played at Sun Devil Stadium in Tempe, Ariz. due to California wildfires

@ Game originally scheduled to start at 1:00 p.m. but moved back to 8:30 p.m. because of Hurricane Jeanne.

DOLPHINS IN SEASON OPENERS

In regular season openers, Miami is 22-16-1. The Dolphins are 14-10-1 in season openers on the road and 8-6 in season openers which have been at home, including a 6-3 mark at Dolphins Stadium. The Dolphins have dropped each of their last two regular season openers, a streak that follows one in which they won 11 in a row, from 1992-2002. That streak is the second-longest in NFL history, trailing only the 17-game winning streak that the Dallas Cowboys compiled from 1965-81.

DOLPHINS' 10 LARGEST CROWDS

1966-96 = actual attendance

1997-04 = paid attendance

HOME (Dolphins Stadium, 1987-04)

	ATTENDANCE	DATE	OPPONENT		RESULT
1.	75,283	10/27/96	Dallas	10-29	L
2.	74,379	12/22/97	New England	12-14	L
3.	74,369	12/13/98	N.Y. Jets	16-21	L
4.	74,363	12/21/98	Denver	31-21	W
5.	74,320	11/19/00	N.Y. Jets	3-20	L
6.	74,307	12/10/00	Tampa Bay	13-16	L
7.	74,295	11/21/99	New England	27-17	W
8.	74,259	11/18/01	N.Y. Jets	0-24	L
9.	74,230	12/27/99	N.Y. Jets	31-38	L
10.	74,155	11/17/97	Buffalo	30-13	W

HOME (Orange Bowl, 1966-86)

	ATTENDANCE	DATE	OPPONENT		RESULT
1.	78,939	1/2/72	Baltimore	21-0	W
2.	78,914	11/19/72	N.Y. Jets	28-24	W
3.	78,744	9/22/75	Oakland	21-31	L
4.	78,196	12/24/72	Cleveland	20-14	W
5.	77,596	10/15/72	San Diego	24-10	W
6.	76,801	11/27/72	St. Louis	31-10	W
7.	76,696	12/16/72	Baltimore	16-0	W
8.	76,029	1/6/85	Pittsburgh	45-28	W
9.	75,770	12/23/73	Cincinnati	34-16	W
10.	75,594	12/2/85	Chicago	38-24	W

ROAD

	ATTENDANCE	DATE	OPPONENT		RESULT
1.	103,667	1/30/83	*Washington (at Pasadena)	17-27	L
2.	85,462	1/14/73	*Washington (at L.A.)	14-7	W
3.	84,059	1/20/85	*San Francisco (at Stanford)	16-38	L
4.	80,591	1/16/72	*Dallas (at New Orleans)	3-24	L
5.	80,374	11/18/79	Cleveland	24-30	L
6.	80,368	10/4/92	Buffalo	37-10	W
7.	80,252	9/1/91	Buffalo	31-35	L
8.	80,235	12/23/90	Buffalo	14-24	L
9.	80,208	10/29/89	Buffalo	17-31	L
10.	79,829	9/17/72	Kansas City	20-10	W

*Super Bowl

ATTENDANCE

7 home, 7 away from 1966-1977; 8 home, 8 away from 1979-1981, 1983-86, 1988-04; 4 home, 5 away in 1982; 7 home, 8 away in 1987

TICKETS DISTRIBUTED, REGULAR SEASON

YEAR	HOME TOTAL	HOME AVERAGE	ROAD TOTAL	ROAD AVERAGE	TICKETS DIST.
1966	183,934	26,276	243,276	34,754	427,210
1967	202,874	28,982	256,029	36,576	458,903
1968	216,734	30,962	252,271	36,039	469,005
1969	242,815	34,687	280,957	40,137	523,772
1970	440,141	62,877	348,918	49,845	789,059
1971	482,879	68,982	413,194	59,028	896,073
1972	557,881	79,697	421,503	60,215	979,384

Dolphins' 10 Largest Crowds/Attendance • 503

1973	551,270	78,753	474,477	67,782	1,025,747
1974	537,418	76,774	409,643	58,520	947,061
1975	487,758	69,680	424,325	60,618	912,083
1976	400,109	57,158	431,595	61,656	831,704
1977	370,282	52,898	405,979	57,997	776,261
1978	488,068	61,009	434,188	54,274	922,256
1979	498,080	62,260	498,262	62,283	996,342
1980	423,500	52,938	463,890	57,986	887,390
1981	515,103	64,388	468,204	58,526	983,307
1982	247,173	61,975	235,044	47,008	482,217
1983	527,358	65,920	490,497	61,312	1,017,855
1984	542,722	67,840	488,166	61,021	1,030,888
1985	560,447	70,055	514,831	64,354	1,075,278
1986	538,683	67,335	556,232	69,529	1,094,915
1987	476,610	68,087	451,943	56,493	928,553
1988	535,851	66,981	533,744	66,178	1,069,595
1989	492,455	61,557	504,448	63,056	996,903
1990	532,931	66,616	528,665	66,083	1,057,287
1991	507,935	63,492	527,132	65,892	1,035,067
1992	543,995	67,999	539,319	67,415	1,083,314
1993	570,676	71,335	540,515	67,564	1,111,191
1994	593,480	74,185	517,482	64,685	1,110,962
1995	601,954	75,244	528,517	65,940	1,130,471
1996	600,849	75,106	514,408	64,301	1,115,257

ACTUAL, REGULAR SEASON

YEAR	HOME TOTAL	HOME AVERAGE	ROAD TOTAL	ROAD AVERAGE	ALL ACTUAL
1966	177,349	25,336	237,423	33,918	414,772
1967	189,815	27,116	238,289	34,041	428,104
1968	208,987	29,856	237,849	33,978	446,836
1969	226,348	32,335	264,191	37,742	490,539
1970	413,422	59,060	334,422	47,774	747,844
1971	464,658	66,380	403,174	57,596	867,832
1972	544,162	77,737	414,056	59,151	880,058
1973	442,482	63,212	437,554	62,508	880,036
1974	457,768	65,395	397,324	56,761	855,092
1975	453,353	64,765	401,731	57,390	855,084
1976	358,817	51,260	418,727	59,818	777,544
1977	339,698	48,528	383,253	54,750	722,951
1978	465,251	58,156	421,856	52,732	887,107
1979	455,137	56,892	475,116	59,390	930,253
1980	384,829	48,104	439,024	54,878	823,853
1981	489,292	61,161	459,962	57,495	949,254
1982	239,346	59,837	205,948	43,390	445,294
1983	487,939	60,992	451,995	56,499	939,934
1984	524,874	65,609	471,050	58,883	995,924
1985	542,228	67,812	491,990	61,499	1,034,218
1986	467,288	58,411	529,603	66,200	996,891
1987	394,672	56,382	392,118	49,015	786,790
1988	469,276	58,660	470,243	58,780	939,519
1989	447,663	55,958	481,003	60,125	928,666
1990	510,359	63,794	508,113	63,514	1,018,472
1991	476,858	59,607	496,006	62,001	972,864
1992	512,576	64,072	505,503	63,188	1,018,079
1993	537,920	67,240	519,542	64,943	1,057,462
1994	558,057	69,757	506,381	63,298	1,064,438
1995	560,917	70,115	501,583	62,698	1,062,500
1996	545,918	68,240	476,379	59,547	1,022,297

PAID, REGULAR SEASON

YEAR	HOME TOTAL	HOME AVERAGE	ROAD TOTAL	ROAD AVERAGE	PAID TOTAL
1997	574,811	71,851	522,208	65,276	1,097,019
1998	581,784	72,723	546,530	68,316	1,128,314
1999	592,161	74,020	547,485	68,436	1,139,646
2000	589,909	73,738	528,974	66,121	1,118,883
2001	588,127	73,515	531,480	66,435	1,119,607
2002	585,523	73,190	558,981	69,872	1,144,504

2003	587,787	73,473	570,449	71,306	1,158,236
2004	580,808	72,601	563,061	70,382	1,143,869

SEASON TICKETS, PRESEASON

YEAR	SEASON TICKETS	PRESEASON HOME	PRESEASON ROAD	PRESEASON TOTAL
1966	12,503	1- 36,366	3- 55,154	4- 91,520
1967	13,050	2- 86,693	3- 39,414	5-126,107
1968	14,924	3-145,257	2- 27,003	5-172,260
1969	17,478	3-140,514	3- 67,759	6-208,273
1970	26,161	4-246,176	2- 46,008	6-292,184
1971	44,834	4-237,753	2- 92,344	6-330,097
1972	69,303	3-222,821	3-161,100	6-383,921
1973	74,961	4-313,411	2-104,550	6-417,961
1974	67,322	3-193,442	3-157,681	6-351,123
1975	49,026	4-213,186	2-107,190	6-320,376
1976	44,494	2-102,338	4-227,598	6-329,936
1977	34,838	2- 81,517	4-218,777	6-300,294
1978	41,456	2- 97,461	*3-142,278	5-239,739
1979	41,140	2- 94,095	2-118,327	4-212,422
1980	38,385	2- 83,331	2-115,230	4-198,561
1981	37,574	2- 82,792	2-102,272	4-185,064
1982	39,208	2- 91,938	2-115,581	4-207,519
1983	42,039	1- 38,735	3-160,308	4-199,043
1984	43,187	1- 46,705	3-147,125	4-193,830
1985	46,435	2- 78,686	2- 78,501	4-157,187
1986	50,729	2- 96,581	2-104,500	4-201,081
1987	63,096	2-129,687	2-113,016	4-242,703
1988	53,839	2-101,065	≠3-152,384	5-253,449
1989	44,869	2- 92,833	2-108,150	4-200,983
1990	45,570	2- 89,586	2-108,853	4-198,439
1991	47,148	2- 94,038	#3-175,064	5-269,102
1992	43,846	2- 92,939	‡3-183,934	5-276,873
1993	47,996	2- 93,129	2-111,181	4-204,310
1994	48,809	2- 98,466	3-161,412	5-259,878
1995	53,606	2-100,301	2-101,174	4-201,475
1996	60,808	2-106,739	2- 90,898	4-197,637
1997	55,373	2-115,182	@3-198,742	5-313,924
1998	56,002	2-121,099	2-117,457	4-238,556
1999	60,042	2-121,038	2-124,347	4-245,385
2000	58,113	2-118,990	2- 92,826	4-211,816
2001	57,803	2-118,990	\$3-147,591	5-266,581
2002	56,115	2-114,043	2-134,440	4-248,483
2003	59,066	2-121,354	2-118,228	4-239,582
2004	58,544	2-140,090	2-129,892	4-269,982

* includes 18,355 in Hall of Fame game at Canton, Ohio.

≠ includes 70,535 in American Bowl game in London, England

includes 51,122 in American Bowl game in Tokyo, Japan

‡ includes 60,813 in American Bowl game in Berlin, Germany

@ includes 104,629 in American Bowl game in Mexico City, Mexico

\$ includes 22,736 in Hall of Fame Game at Canton, Ohio

DOLPHINS RECORD IN HOME OPENERS

In home openers, Miami is 30-8-1 (.782). In road openers, the Dolphins are 22-16-1 (.577). In addition, the Dolphins own a 29-6 (.829) record in home openers since the 1970 merger of the National and American Football Leagues, which is the second-best of any NFL club over this time span, trailing only the Oakland Raiders (29-5-1, .843). In 18 home openers at Dolphins Stadium (1987-2004), the Dolphins have registered a mark of 14-4.

HISTORICAL HIGHLIGHTS

1965

- March 3 – Minneapolis lawyer Joseph Robbie meets AFL Commissioner Joe Foss in Washington, and Foss advises Robbie to apply for an expansion franchise in Miami.
- May 6 – Joseph Robbie meets Miami Mayor Robert King High to ascertain the availability of the Orange Bowl stadium, and the mayor agrees to invite the AFL to Miami.
- June 7 – AFL Executive Committee votes to expand in 1966 at a meeting in Monmouth Park, N.J.
- Aug. 16 – AFL awards its first expansion franchise to Joseph Robbie and television star Danny Thomas for \$7.5 million.
- Nov. 27 – Miami picks Kentucky QB Rick Norton and Illinois RB Jim Grabowski in first round of AFL's college draft. Tulsa WR Howard Twilley is selected in 12th round.
- Dec. 16 – Miami Dolphins, Ltd. organizes as a Florida limited partnership. Joseph Robbie becomes Managing General Partner and Danny Thomas Sports, Inc., becomes the other general partner.

1966

- Jan. 15 – Miami picks 31 players from eight teams in AFL expansion draft. One of the draftees, T Norm Evans of Houston, would play 10 seasons at right tackle.
- Jan. 29 – George Wilson becomes first head coach after eight years coaching the Detroit Lions (57-46-6 and NFL champions in 1957) and one year as a Washington assistant.
- June 8 – AFL merges into NFL with Pete Rozelle as commissioner. An AFL-NFL championship game is scheduled for the next January followed by a common draft.
- July 5 – Dolphins open first training camp at St. Petersburg Beach as 83 players report.
- Aug. 7 – Training camp moves to St. Andrews School in Boca Raton, Fla.
- Sept. 2 – Joe Auer returns opening kickoff 95 yards for Dolphin TD in first regular-season game, but Oakland wins, 23-14, at Orange Bowl before 26,776 spectators.
- Oct. 16 – Dolphins end string of nine losses (four in pre-season) by defeating Denver, 24-7, for first win in franchise history.
- Oct. 23 – Miami earns club's first road win with a 20-13 decision over Houston at Rice Stadium.

1967

- March 14 – Miami picks Purdue QB Bob Griese in first round of common draft. Griese is the fourth player selected.
- June 1 – Joseph Robbie and W. H. Keland purchase the interest of Danny Thomas and agree to equalize present holdings in Miami Dolphins, Ltd., whenever either acquires outside holdings.
- Aug. 19 – Record crowd of 50,822 sees first interleague game, which Atlanta wins, 27-17.
- Sept. 17 – QB John Stofa breaks his right ankle shortly after scoring a TD, and rookie Bob Griese directs 35-21 victory over Denver at Orange Bowl. RB Abner Haynes gains 151 yards in season opener. Griese throws 68-yard TD pass to Joe Auer.
- Nov. 26 – Dolphins end eight-game losing streak by defeating Buffalo, 17-14, on a fourth-down, 31-yard TD pass from Bob Griese to Howard Twilley with 1:01 remaining.

1968

- Jan. 30 – Miami picks Syracuse FB Larry Csonka in first round of draft. Csonka is the eighth player selected.
- Aug. 17 – Dolphins gain first interleague victory, 23-7 over Philadelphia at Orange Bowl.
- Aug. 31 – AFL-record crowd of 68,125 at Orange Bowl sees Coach Don Shula's Baltimore Colts win interleague game, 22-13.
- Nov. 24 – Rookie strong safety Dick Anderson returns interception 96 yards for TD in 34-10 victory over Boston at Fenway Park.
- Dec. 8 – QB Bob Griese sets then-club records with 2,473 yards, 186 completions and 21 TDs for season after directing 38-7 victory over Boston at Orange Bowl. Griese misses final game due to bruised knee.

1969

- March 24 – Miami obtains all-time AFL middle linebacker Nick Buoniconti from Boston in trade for QB Kim Hammond and LB John Bramlett.
- May 10 – Pro football realignment for 1970 places Dolphins in AFC East with Boston, Buffalo, New York Jets and NFL's Baltimore.
- May 16 – Joseph Robbie becomes majority owner of Dolphins when he is joined by five Miami businessmen in purchasing the interest of W. H. Keland.
- July 2 – Miami obtains G Larry Little, a native of Miami, from San Diego in trade for CB Mack Lamb.
- Sept. 14 – QB Bob Griese passes for a then-record 327 yards and rookie Mercury Morris returns kickoff 105 yards for TD, but Dolphins lose season opener, 27-21 at Cincinnati.
- Oct. 26 – Dolphins notch first victory after 0-4-1 start as LB Nick Buoniconti helps restrict rookie O.J. Simpson to 12 yards on 10 carries. Miami wins 24-6 over Buffalo at Orange Bowl.
- Nov. 9 – Only 8,374 spectators brave a downpour at Boston College and FB Larry Csonka splashes 54 yards for TD in 17-16 victory over Patriots. QB Bob Griese injures right knee, putting him out for final five games.

1970

- Jan. 27 – Miami obtains WR Paul Warfield from Cleveland in trade for 1970 first-round draft pick.
- Feb. 18 – Don Shula, 40, becomes head coach and vice president after seven years coaching the Baltimore Colts (71-23-4). He succeeds George Wilson, who coached the Dolphins for four years (15-39-2).
- April 11 – Dolphins join scouting combine BLESTO-V.
- April 13 – NFL Commissioner Pete Rozelle gives the Dolphins' 1971 first-round draft pick to Baltimore as compensation for loss of Don Shula.
- April 20 – Don Shula completes coaching staff with Mike Scarry (defensive line), Monte Clark (offensive line), Bill Arnsparger (defensive coordinator), Howard Schnellenberger (offensive coordinator), Carl Taseff (offensive backs) and holdover Tom Keane (defensive backs).
- April 25 – Don Shula meets 47 players for indoctrination camp at University of Miami.
- July 12 – Rookies report to new training headquarters at Biscayne College in North Miami.
- Aug. 29 – Record crowd of 76,712 sees fourth consecutive pre-season victory, 20-13 over Baltimore.
- Oct. 3 – Dolphins post first-ever victory over Oakland, 20-13, as WR Paul Warfield catches two TD passes.
- Oct. 10 – Dolphins post first-ever victory over New York Jets, 20-6, and QB Joe Namath (93-161 for 1,506 yards and 12 TDs in eight previous meetings), 20-6.
- Dec. 20 – Dolphins extend winning streak to six games and clinch franchise's first playoff berth with 45-7 victory over Buffalo at Orange Bowl.
- Dec. 27 – Dolphins drop a 21-14 decision to the Oakland Raiders at the Oakland-Alameda County Coliseum in club's first-ever playoff game.

1971

- Sept. 1 – Miami obtains LB Bob Matheson from Cleveland in trade for 1972 second-round pick and Matheson later becomes key to the 53 Defense.
- Oct. 17 – QB Bob Griese sets NFL record with three consecutive passes for TDs in first quarter of 41-3 victory over New England at Orange Bowl.
- Nov. 7 – Dolphins post first-ever shutout, 34-0 over Buffalo at Orange Bowl, although Bills gained 364 yards.
- Dec. 19 – Record regular-season crowd of 74,215 paid sees Dolphins win first AFC East title by defeating Green Bay, 27-6. FB Larry Csonka becomes club's first 1,000-yard rusher with 1,051 yards, and placekicker Garo Yepremian leads NFL with 117 points.
- Dec. 25 – Dolphins win longest game (82 minutes, 40 seconds) in pro football history, 27-24 at Kansas City, as Garo Yepremian kicks 37-yard field goal in second overtime of AFC semifinal playoff. The victory marked the first postseason win in franchise history.

1972

- Jan. 2 – Dolphins stymie Baltimore, 21-0, for first AFC Championship before 78,629 spectators at Orange Bowl. Colts are scoreless for first time in 97 games and strong safety Dick Anderson returns interception 62 yards for TD.

- Jan. 16 – Dallas rushes for 252 yards in defeating Dolphins 24-3 in Super Bowl VI before 81,035 spectators at Tulane Stadium in New Orleans.
- April 25 – Dolphins claim 16-year pro QB Earl Morrall, age 38, on waivers from Baltimore.
- Oct. 1 – Dolphins end season ticket sale at record 69,303.
- Oct. 15 – QB Earl Morrall replaces injured Bob Griese (broken right leg, dislocated ankle) at Orange Bowl and finishes 24-10 victory over San Diego for 5-0 record.
- Nov 12 – Don Shula becomes first NFL coach to win 100 regular-season games in 10 seasons as Dolphins smother New England, 52-0, with 501 total yards at Orange Bowl.
- Dec. 16 – Dolphins achieve NFL's first 14-0 regular-season record and break NFL rushing record with 2,960 yards by defeating Baltimore 16-0 at Orange Bowl.
- Dec. 31 – QB Bob Griese comes off bench in 7-7 battle in third quarter after 10-game absence and rallies Dolphins to 21-17 victory at Pittsburgh to repeat as AFC Champions.

1973

- Jan. 14 – Dolphins cap a perfect season in Super Bowl VII at Los Angeles by defeating Washington 14-7 for NFL's first unbeaten, untied record. A 28-yard TD pass from Bob Griese to Howard Twilley and interceptions by LB Nick Buoniconti and safety Jake Scott are key plays. Scott, who recorded two interceptions on the day, is named game's MVP, becoming the first defensive back to earn such recognition.
- April 18 – Dolphins surpass NFL record with 74,961 season ticket sales. Kansas City held old record of 72,855 in 1972.
- Sept. 30 – RB Mercury Morris sets single-game rushing record of 197 yards on 15 carries with three TDs (24, 70, 35) in 44-23 win over New England at Orange Bowl.
- Nov. 11 – Dolphins shut out Baltimore for fourth consecutive time, 44-0, as CB Tim Foley returns two blocked punts for TDs at Orange Bowl.
- Dec. 15 – WR Paul Warfield catches four TD passes (21, 7, 16, 4) from Bob Griese in first half of 34-7 victory over Detroit at Orange Bowl. Dolphins compile best two-year record (26-2) in NFL history.
- Dec. 30 – Dolphins rush for 266 yards in defeating Oakland 27-10 for unprecedented third straight AFC Championship at Orange Bowl.

1974

- Jan. 13 – Dolphins overpower Minnesota 24-7 in Super Bowl VIII at Rice Stadium in Houston for second consecutive NFL Championship. FB Larry Csonka gains 145 yards on 33 carries as Dolphins outscore three playoff foes, 85-33. Csonka is honored as game's MVP.
- Jan. 20 – Garo Yepremian kicks five field goals for AFC, including 42- yarder with 21 seconds remaining, for 15-13 victory in Pro Bowl at Kansas City. Yepremian becomes the first Dolphin to be named MVP of the Pro Bowl.
- March 31 – FB Larry Csonka, WR Paul Warfield and RB Jim Kiick sign \$3.3 million package deal in Toronto to play for John Bassett in World Football League.
- July 1 – NFL Players Association declares strike, and Dolphin Managing General Partner Joseph Robbie charges NFLPA with search and destroy mission.
- July 10 – Chicago Tribune Charities cancels July 26 College All-Star Game with Dolphins due to strike.
- July 17 – Seven veterans cross picket line: C Jim Langer, S Jake Scott, TE Jim Mandich, LB Bob Matheson, QB Earl Morrall and RBs Don Nottingham and Mercury Morris.
- Aug. 14 – Strike ends after seven weeks.
- Nov. 17 – Dolphins outlast Buffalo 35-28 at Orange Bowl on 23-yard TD by Don Nottingham with 19 seconds remaining; third time in season that Dolphins score winning points with less than 20 seconds to play.
- Dec. 2 – FB Larry Csonka gains 100 yards for 19th time with 123 yards in 24-3 victory over Cincinnati at Orange Bowl; is Miami's seventh consecutive win on Monday night TV.
- Dec. 15 – Dolphins rally from 24-point deficit to defeat New England 34-27 for 31st consecutive victory (excluding pre-season) at Orange Bowl. QB Earl Morrall passes for 288 yards as Miami closes with 11-3 record.
- Dec. 21 – Raiders spoil Dolphins' bid for third consecutive NFL Championship, 28-26, in AFC semifinal at Oakland on 8-yard TD pass from Ken Stabler to Clarence Davis with 26 seconds remaining.

1975

- Sept. 22 – Winning streak at Orange Bowl stops at 31 games after 31-21 loss to Oakland.

- Oct. 19 – Dolphins intercept Jets QB Joe Namath six times in 43-0 victory at New York.
- Oct. 22 – World Football League folds after losing \$30 million, but three ex-Dolphins remain under contract to John Bassett.
- Nov. 23 – QB Bob Griese suffers torn tendons in right foot during third quarter of 33-17 loss to Baltimore at Orange Bowl.
- Dec. 14 – Dolphins suffer 10-7 loss in overtime at Baltimore on 31-yard FG by Toni Linhart and miss qualifying for playoffs for first time in six years under Don Shula.

1976

- Jan. 22 – Prescription Athletic Turf (grass) approved for Orange Bowl stadium at a cost of \$244,500.
- March 30 – Seattle selects Dolphin original T Norm Evans in expansion draft; Tampa Bay selects LBs Bruce Elia and Doug Swift, who retires to enter medical school.
- Sept. 26 – Dolphins face QB Joe Namath of New York Jets for last time and post 16-0 shutout at Orange Bowl.
- Oct. 17 – WR Howard Twilley, last of Dolphin originals, surpasses 3,000 career yards with eight catches for 104 yards in 20-17 overtime loss to Kansas City at Orange Bowl.
- Dec. 5 – WR Freddie Solomon gains 252 yards in three-TD spectacular that includes 79-yard punt return, 53-yard pass play and 59-yard flanker reverse in 45-27 victory over Buffalo Bills at Orange Bowl.

1977

- March 14 – Dolphins agree to 10-year lease for use of Orange Bowl with three-year cancellation notice. New lease doubles rent to \$45,000 per game, but is less than City of Miami's proposed 10 percent of gross ticket sales.
- May 2 – QB Earl Morrall, age 43, who spent five seasons with the Dolphins, retires after a 21-year career. Morrall passed for 20,809 career yards and guided the Dolphins through most of undefeated 1972 season.
- Sept. 11 – QB Bob Griese, forced to wear eyeglasses because of problems with contact lenses, passes for two TDs in 27-21 pre-season victory at New York Giants.
- Nov. 24 – QB Bob Griese becomes first NFL quarterback since 1972 to throw six TD passes in a game, and Dolphins set records of 55 points and 503 yards in 55-14 rout on Thanksgiving Day at St. Louis.
- Dec. 5 – Rookie RB Leroy Harris gallops 77 yards for longest TD run in Dolphin history, capping a 17-6 victory over Baltimore at Orange Bowl.
- Dec. 15 – Maxwell Club of Philadelphia names QB Bob Griese as its Pro Player of Year.

1978

- Feb. 17 – Chuck Connor, 40, becomes Director of Player Personnel after three years of scouting for BLESTO. He succeeds Bobby Beathard, who resigned Feb. 7 to become general manager of the Washington Redskins.
- April 17 – Dolphins acquire RB Delvin Williams from San Francisco 49ers in exchange for WR Freddie Solomon, S Vern Roberson and picks in the first and fifth rounds of 1978 draft.
- Aug. 25 – QB Bob Griese suffers torn ligaments in left knee during 24-20 pre-season victory at Tampa Bay, and backup Don Strock guides Dolphins to 5-2 record before Griese returns as starter Oct. 22.
- Nov. 5 – A 17-point blitz in first quarter and five quarterback sacks enable Dolphins to upset defending Super Bowl champion Dallas Cowboys, 23-16 at Orange Bowl.
- Nov. 12 – Delvin Williams becomes first 1,000-yard rusher of 1978 with 144 yards and two TDs in 25-24 triumph at Buffalo, marking 18th straight win over Bills. Williams sets Dolphin record of 1,258 yards rushing in season.
- Dec. 10 – LB Larry Gordon intercepts three passes in 23-6 rout of Oakland Raiders at Orange Bowl to clinch wild-card berth in playoffs.
- Dec. 18 – Garo Yepremian ties NFL record with 16th consecutive field goal, capping 23-3 victory over New England and boosting Dolphins to 11-5 record.

1979

- Jan. 8 – Howard Schnellenberger, receivers and passing game coach, is named head coach at the University of Miami.
- Feb. 22 – FB Larry Csonka, 32, re-signs with Dolphins as a free agent after four-year absence in World Football League (1975) and with NFL's New York Giants (1976-78).

- Oct. 14 – Tony Nathan escapes on record 86-yard punt return for TD as Dolphins defeat Buffalo, 17-7, for 20th consecutive win in series.
- Nov. 29 – QB Bob Griese, benched in favor of Don Strock for second straight game, rallies Dolphins to 26 points in second half for 39-24 victory over New England as FB Larry Csonka scores three TDs.
- Dec. 9 – QB Bob Griese completes 17 of 22 passes for 229 yards in 28-10 win at Detroit which clinches AFC East title.
- Dec. 30 – Pittsburgh overpowers Dolphins with 20-point first quarter in 34-14 playoff victory at Pittsburgh, and Steelers eventually win Super Bowl XIV.

1980

- Sept. 5 – Don Shula signs four-year contract through 1983 season, canceling old pact which had one year remaining.
- Sept. 21 – QB Bob Griese wins his 100th game, coming off bench and passing for two TDs in fourth quarter for 20-17 victory at Atlanta.
- Nov. 9 – Rookie QB David Woodley passes for three TDs and runs for another two TDs in stunning 35-14 upset of defending NFC champion Los Angeles Rams at Anaheim.

1981

- Feb. 5 included – Six-time All-Pro guard Larry Little, 35, retires following a 14-year career which included 12 years with the Dolphins. He ended with 152 career starts.
- June 25 – QB Bob Griese, the 14th passer in football history to eclipse 25,000 yards, retires following a 14-year career with the Dolphins. He had presided over 101 of the 135 victories in the club's history (101-62-3) and was consensus All-Pro in 1971 and 1977. The six-time Pro Bowl quarterback held records of 1,926 completions in 3,429 attempts, 25,092 yards and 56.2 percent passing accuracy. He guided Miami to Super Bowl triumphs in 1972 and 1973.
- July 1 – Dolphin linebacker Rusty Chambers is killed in an automobile accident in Hammond, La.
- Sept. 10 – Rookie Tom Vigorito rambles 87 yards for record punt-return TD as Dolphins crush Pittsburgh 30-10 before 74,190 fans, the largest Orange Bowl crowd since 1975.
- Sept. 27 – Coach and son clash as Shula Bowl I has Don Shula opposed by Baltimore rookie punt returner David Shula. Dolphins outlast Colts 31-28 for fourth straight win in Baltimore.
- Oct. 4 – Wide receiver Nat Moore sets Dolphin record (since broken) with 210 receiving yards (on seven catches) as Miami and New York Jets play to 28-28 tie.
- Nov. 1 – Shula Bowl II, as the Dolphins defeat the Colts and David Shula 27-0 in Miami.
- Nov. 8 – Don Shula captures 200th NFL coaching victory when linebacker Bob Brudzinski intercepts pass in overtime to set up Uwe von Schamann for 30-yard field goal in 30-27 triumph at New England.

1982

- Jan. 2 – Dolphins overcome 24-0 deficit but succumb in overtime, 41-38, to San Diego in highest-scoring playoff game in history. Rolf Benirschke ends four-hour struggle with 29-yard field goal. It is the first game in NFL history where two quarterbacks, Miami reliever Don Strock and San Diego star Dan Fouts, both passed for more than 400 yards. Orange Bowl crowd of 73,735 comprised fourth sell-out of season.
- Sept. 21 – NFLPA calls players strike with games not resuming until November 21.
- Dec. 12 – In one of the most bizarre incidents in Miami Dolphin history, a work release parolee (Mark Henderson) cleared a space on the snow-frozen turf at New England's Sullivan Stadium that enabled the Patriots to kick a late fourth-quarter field goal and win the game 3-0 before 25,716 fans.
- Dec. 27 – The incredible record of not having won in 16 years in the Orange Bowl continued as the Dolphins scored 20 unanswered points in the second half to defeat the Buffalo Bills 27-10.

1983

- Jan. 8 – For the first time in nine years, the Dolphins win a playoff game, defeating the New England Patriots 28-13 before 68,842 fans at the Orange Bowl.
- Jan. 16 – The Dolphins choke off the San Diego Chargers famed offense and defeat them 34-13 before 71,383 fans. The Chargers were held to only 247 yards in total offense, 203 yards below their league-leading average. The win enabled the Dolphins to reach their fourth conference title game in team history and the first since the 1973 season.

- Jan. 23 – A.J. Duhe sets an AFC playoff record with three interceptions, including one for a 35-yard touchdown romp, as the Dolphins defeat the New York Jets for the third time in one season to win the AFC crown, 14-0.
- Jan. 30 – In Pasadena, California, the Dolphins appear in their fourth Super Bowl, and in spite of leading with only 10 minutes to play, they lose 27-17 to Washington before a sell out crowd of 103,667 at the Rose Bowl and a TV audience estimated at 115 million. Fulton Walker sets a Super Bowl record with a 98-yard kickoff return for a touchdown as he returns four kickoffs for a total of 190 yards.
- April 26 – The Dolphins select quarterback Dan Marino in the first-round of the 1983 draft (27th player overall).
- June 25 – Starting linebacker Larry Gordon dies of a rare heart disease while jogging in Arizona at the age of 28. Gordon had been the Dolphins' first-round draft choice in 1976 out of Arizona State.
- Oct. 9 – Quarterback Dan Marino and wide receiver Mark Duper make their first-ever starts for the Miami Dolphins, with Marino passing for 322 yards and Duper netting seven catches for 202 yards. The offensive explosion produces 971 total yards between the Dolphins and Bills, with Buffalo winning the Orange Bowl encounter, 38-35 in overtime.
- Nov. 28 – Dolphin Owner Joseph Robbie announces the signing of Head Coach Don Shula to a multi-year contract.
- Dec. 2 – Bill Arnsparger, the Dolphins' Assistant Head Coach and mastermind of the team's defense, resigns to become the head coach at Louisiana State University. His resignation is effective at the end of the season.
- Dec. 16 – With starting QB Dan Marino sidelined for the second consecutive game, Don Strock again steps in to help lead Miami to a 34-14 Orange Bowl win over the Jets. Safety Mike Kozlowski breaks open a close game when he returns two interceptions for touchdowns in a 61-second span in the fourth quarter. WR Mark Duper catches four passes for 71 yards to become the first Dolphin receiver to go over the 1,000-yard mark in a single season.
- Dec. 27 – The Dolphins name 54-year-old Chuck Studley as their Defense Coach to replace Bill Arnsparger. Studley had spent the 1983 season as defensive coordinator and then interim head coach of the Houston Oilers.

1984

- March 5 – Miami Dolphin Owner Joseph Robbie announces plans to build a new multi-purpose stadium in north Dade County. Mr. Robbie also announces acquisition of the land and discusses possible stadium funding.
- June 24 – Running back David Overstreet is killed in an automobile accident in Winona, Texas.
- Oct. 7 – The Dolphins beat Pittsburgh 31-7 to move Head Coach Don Shula into third place on the NFL's list for all-time winningest coaches.
- Oct. 21 – Wide receiver Nat Moore catches a 19-yard TD pass from QB Dan Marino for the 58th touchdown of his Dolphin career, surpassing Larry Csonka's all-time club record of 57.
- Nov. 11 – The Dolphins remain the NFL's only unbeaten team as they improve their record to 0 (16 straight regular-season wins) with a 24-23 victory over Philadelphia. DE Doug Betters' block of an Eagle PAT with 1:52 remaining in the game seals the win.
- Dec. 2 – The Dolphins lose a 45-34 decision to the Raiders, but QB Dan Marino breaks the all-time NFL record for TD passes in a season with his 37th. His record-breaking touchdown pass, which came on a four-yard toss to Jimmy Cefalo in the first quarter, was the first of four on the day for Marino as he reached the 40-touchdown plateau. He also shatters Dolphin single-game records for most yards passing (470), most completions (35) and most attempts (57).
- Dec. 17 – Miami ends the regular season with the best record in the AFC (14-2) following a 28-21 victory over Dallas. WR Mark Clayton catches three touchdown passes to give him 18 for the season as he eclipses the all-time NFL mark in that category. Dan Marino becomes the first-ever NFL quarterback to pass for over 5,000 yards in a season as he ends up with 5,084. The most prolific passing season in NFL history also consists of 48 touchdown passes, 564 attempts, 362 completions and only 17 interceptions for a franchise record passer rating of 108.9. Both Clayton (73-1,389) and WR Mark Duper (71-1,306) surpass prior Dolphin records for receptions and reception yardage in one season.
- Dec. 20 – QB Dan Marino is named as the NFL's Most Valuable Player by the Associated Press.

1985

- Jan. 6 – The Dolphins defeat the Steelers 45-28 in the AFC Championship game in Miami to earn a berth in Super Bowl XIX.

- Jan. 8 – Joseph Robbie gives the go-ahead to prepare final plans and specifications to construct the new 75,000-seat Dolphin Stadium.
- Jan. 20 – The Dolphins drop a 38-16 decision to the San Francisco 49ers in Super Bowl XIX before 84,059 fans at Stanford Stadium in Palo Alto, California.
- Feb. 15 – Miami names 42-year-old Mel Phillips as its new defensive backfield coach. Phillips comes to the Dolphins after five seasons in the same capacity for the Detroit Lions.
- March 14 – Following a presentation led by Joseph Robbie to NFL owners at the league meetings in Phoenix, Miami is selected as the site for Super Bowl XXIII (1989).
- Sept. 29 – In a game billed nationally as “Marino-Elway I,” Miami’s Dan Marino wins this one over Denver, 30-26, completing 25 of 43 passes for three TDs and a season-best 390 yards. Veteran WR Nat Moore also produces his top performance of 1985 with the 12th 100-plus yard game of his career. WR Vince Heflin’s first-ever NFL TD, a 46-yard catch, proves to be the game-winner.
- Oct. 9 – The Dolphins acquire All-Pro linebacker Hugh Green from Tampa Bay in exchange for a first- and second-round draft pick in 1986.
- Nov. 10 – Wide receiver Mark Duper, in his first game back after being sidelined for seven weeks with a broken leg, establishes a Dolphin record with 217 reception yards. In addition, his 50-yard scoring catch from Dan Marino with less than a minute remaining gives the Dolphins a 21-17 win over the Jets and the start of an eight-game winning streak.
- Dec. 1 – Owner Joseph Robbie officially breaks ground on the new 75,000-seat Dolphin Stadium.
- Dec. 2 – Led by a swarming defense that produces six sacks and three interceptions, the Dolphins administer the only defeat to be suffered by the eventual Super Bowl champion Chicago Bears, 38-24. A season-high Orange Bowl crowd of 75,594 witness the Monday night affair.
- Dec. 8 – The Dolphins record a 34-24 victory over the Green Bay Packers at Lambeau Field. The mercury at kickoff registers 23 degrees, marking the coldest conditions in which the Dolphins have won a game in franchise history.
- Dec. 31 – Owner Joseph Robbie obtains the construction loan and is granted permanent financing for the new Dolphin Stadium.

1986

- Jan. 4 – The Dolphins rally from a 21-3 deficit to defeat the Cleveland Browns 24-21 in an AFC divisional playoff game. Miami is led offensively by Tony Nathan’s 10 receptions for 101 yards and rookie Ron Davenport’s two touchdowns.
- Jan. 12 – Despite 20 tackles by LB Bob Brudzinski, the Dolphins commit six turnovers and lose 31-14 to the New England Patriots in the AFC Championship game before 74,978 fans in the Orange Bowl. It marks Miami’s first loss in an AFC title game in six tries.
- Jan. 21 – Dolphin C Dwight Stephenson is named the recipient of the NFL’s Man of the Year award at a press conference in New Orleans. The award is in recognition of Stephenson’s outstanding performance on the playing field and in the community.
- Jan. 22 – The Dolphins announce the retirement of Defensive Line Coach Mike Scarry, a member of Don Shula’s staff since 1970. Dan Sekanovich, formerly of the Jets and Falcons, is named to replace him.
- Feb. 19 – Miami appoints Receivers and Quarterbacks Coach David Shula to the position of Assistant Head Coach. In addition, the club names Mike Westhoff as the Special Teams/Tight Ends Coach.
- June 3 – Owner Joseph Robbie plants a ceremonial 30-foot Royal Palm tree to begin a million dollar beautification project near Dolphin Stadium.
- Sept. 6 – Dan Marino signs a multi-year contract to remain as QB of the Dolphins. Two days before, Marino’s wife, Claire, had given birth to the couple’s first child – Daniel Charles.
- Sept. 21 – Miami suffers a heart-breaking 51-45 overtime loss to the N.Y. Jets in the Meadowlands as Dan Marino reaches 1,500 career attempts to qualify as the NFL’s top-ranked passer of all-time. Marino finishes the afternoon 30 of 50 for 448 yards and six TDs. The six TDs are a personal high for Marino and tie the team record held by Bob Griese. Mark Duper (154) and Mark Clayton (174) each have over 100 yards receiving in the game. Standout LB Hugh Green suffers a knee injury which sidelines him for the season.
- Oct. 12 – In what was billed as “Marino-Kelly I,” the Dolphins and Dan Marino (24 of 41 for 337 yards) defeat the Buffalo Bills and Jim Kelly (20 of 28 for 218 yards, two INTs) 27-14 at the Orange Bowl.
- Nov. 24 – The N.Y. Jets enter the Orange Bowl with a nine-game winning streak and the league’s best record at 10-1. They leave with a 45-3 loss as Lorenzo Hampton rushes for 148 yards and two TDs on 19 carries (7.8 average) including a 54-yard TD run. Hampton’s 100 yards snap a streak of 36 regular-season games (41 overall) for Miami

without a 100-yard rusher. Marino completes a personal-high 80.6 percent of his passes (29 of 36) for 288 yards and four TDs.

- Nov. 25 – Less than 24 hours after the memorable 45-3 win over the Jets, General Manager Mike Robbie announces at a press conference that Don Shula has signed a multi-year contract to remain as head coach.
- Dec. 14 – Dan Marino sets an NFL career record with the seventh 400-yard game of his career as he passes for 403 yards in a thrilling 37-31 overtime win in Anaheim, Calif., over the playoff-bound L.A. Rams. Marino completes 29 of 46 with five TDs, including a 20-yarder to Mark Duper in OT to win the game. Marino is named AFC Offensive Player of the Week for his efforts.
- Dec. 22 – The Dolphins play their final game in the Orange Bowl – a 34-27 loss to the New England Patriots. New England captures the AFC East title with the win. The Dolphins finish 21 years in the Orange Bowl with an impressive 110-38-3 (.738) regular-season record. Marino sets NFL single-season records for completions (378) and attempts (623).

1987

- Jan. 8 – Four former Dolphins – Bob Griese, Larry Csonka, Jim Langer and Larry Little – are among a group of 14 finalists under consideration for the 1987 class of enshrinees for the Pro Football Hall of Fame, it is announced by the Hall of Fame in Canton, Ohio.
- Jan. 10 – John Offerdahl is named Old Spice NFL Rookie of the Year
- Jan. 20 – Tom Olivadotti, an assistant for the Cleveland Browns, is named Defensive Coach for Miami. He is put in charge of the overall defense with the prime responsibility of pass defense. Chuck Studley is re-assigned as Linebacker Coach, with prime responsibility of run defense. Linebacker Coach Bob Matheson resigns.
- Jan. 27 – Former Dolphin greets Larry Csonka and Jim Langer are among a group of seven named to the Pro Football Hall of Fame. They join Paul Warfield as the only members of the franchise to earn the honor, with induction scheduled for August 8.
- Aug. 16 – The Dolphins play host to the Chicago Bears in the first game ever played in Joe Robbie Stadium. The date marks the 22nd anniversary of the Dolphin franchise. The Bears put a damper on the festive evening with a 10-3 preseason victory before 63,451. QB Dan Marino (dislocated ring finger on right hand) and LB John Offerdahl (torn right bicep) suffer injuries. Marino is out for three weeks; Offerdahl will miss the first six regular-season games.
- Sept. 22 – NFL Players Association goes on strike; the Dolphins' home contest with New York Giants (first regular-season game in Joe Robbie Stadium) on September 27 is cancelled because of strike.
- Oct. 4 – The Dolphins' "replacement" team takes the field for the first time, traveling to Seattle to meet the Seahawks. The Dolphins lose, 24-20.
- Oct. 11 – Miami's replacement team records a 42-0 shutout victory over the Kansas City Chiefs in the first regular-season game played in Joe Robbie Stadium. Safety Liffort Hobley (two interceptions, 55-yard fumble recovery for a TD, four tackles, two passes defended) is named AFC defensive player of the week for his efforts. Don Shula and Joe Robbie are given game balls by the replacement team following the contest in honor of Miami's first win in the new stadium. The next week (October 18), the replacement team loses its last game, 37-31 in overtime, to the N.Y. Jets at the Meadowlands.
- Oct. 25 – After four missed weeks of action (one game cancellation, three replacement games), the regular Dolphin players return to action. Miami loses 34-31 in overtime at home to the Buffalo Bills. The 21-point comeback by Buffalo is the best ever by an opponent against a Dolphins team.
- Nov. 1 – Don Shula wins his 250th regular-season game as the Dolphins defeat Pittsburgh 35-24 at Joe Robbie Stadium.
- Nov. 29 – The Dolphins suffer their first shutout loss (27-0 at Buffalo) since December 12, 1982 – the famous snowprow game at New England (3-0). The game also sees the end of Dan Marino's streak of 30 straight games with at least one touchdown pass. His string is second all-time to Johnny Unitas' 47.
- Dec. 20 – Miami picks up its final win of 1987 with a 23-21 victory over Washington at Joe Robbie Stadium. The Dolphins lose the following week (December 28) in the '87 finale to New England, 24-10, at home. The Redskins, meanwhile, go on to win Super Bowl XXII, 42-10 over Denver.
- Dec. 30 – RB Troy Stradford is named NFL Offensive Rookie of the Year by the Associated Press.

1988

- Jan. 14 – It is announced that former Dolphins QB Bob Griese is among a group of 15 finalists under consideration for the 1988 class of enshrinees in the Pro Football Hall of Fame in Canton, Ohio.

- Feb. 29 – Former Dolphin Larry Seiple is named receivers coach. Seiple, who had been out of pro coaching for a year, had been receivers coach at Detroit (1980-84) and Tampa Bay (1985-86).
- July 11 – Training camp opens for the Dolphins at St. Thomas University as Head Coach Don Shula welcomes 109 players – the largest group of players in Shula's tenure as Dolphin head coach.
- July 31 – The Dolphins make their first ever trip abroad and take on the San Francisco 49ers at Wembley Stadium in London for the third-annual American Bowl. Miami comes from behind to defeat the 49ers, 27-21, before 70,535 British fans to open the pre-season.
- Sept. 18 – Miami registers its first win of the season in a 24-17 triumph over the Green Bay Packers. It marks Miami's 18th win in 23 home openers, including 13 straight years, and a 17-2 record under Don Shula. Dan Marino goes over the 20,000-yard mark in career passing yardage and becomes only the 45th quarterback in NFL history to do so.
- Oct. 9 – The Dolphins reverse history by defeating the Raiders, 24-17, at the Los Angeles Memorial Coliseum. It marks Miami's first win ever against the Raiders in their home stadium and the Dolphins' first victory over the Raiders in 10 years. The game is played in 96 degree heat – the warmest game in Dolphins' history.
- Oct. 16 – Miami wins its third consecutive game of the season as the Dolphins defeat the San Diego Chargers, 31-28. Quarterback Dan Marino throws for 329 yards and moves into sole possession of second-place on the NFL's career 300-yard passing games list with his 27th such game (behind only Dan Fouts with 51).
- Oct. 23 – Dan Marino records the second-best single-game passing yardage total in NFL history – 521 yards (Norm Van Brocklin holds the single-game record of 554 yards) and completes 35 of a team record 60 attempts, all to no avail as the N.Y. Jets defeat the Dolphins, 44-30, at Joe Robbie Stadium.
- Oct. 30 – Shula Bowl III – Head Coach Don Shula and his assistant head coach and son, David Shula, are on the opposite side of the field of Mike Shula, a coaches' assistant for Tampa Bay, as the Dolphins defeat the Bucs, 17-14, in Tampa Stadium.
- Dec. 12 – Dan Marino becomes the first quarterback in NFL history to pass for over 4,000 yards four times in a career in the Dolphins' 37-31 win over Cleveland. He also throws for his 193rd career touchdown, setting a new Dolphin record and surpassing the total of former quarterback Bob Griese, who had previously held the mark. Marino tops the record that took Griese 14 seasons to accomplish in only six-plus seasons. Also, receiver Mark Clayton surpasses Nat Moore in the record books as he catches a pass in his 37th consecutive game.

1989

- Jan. 22 – Joe Robbie Stadium hosts Super Bowl XXIII only two-and-a-half years after its initial opening. San Francisco comes back in the final minutes of the game to defeat the Cincinnati Bengals, 20-16. The game marks the first time since Super Bowl XIII (January 21, 1979) that the NFL's championship game is played in Miami.
- Jan. 23 – Dolphin Linebackers Coach Chuck Studley resigns after five seasons with Miami.
- Jan. 25 – Former Miami Hurricanes defensive coordinator Dave Wannstedt joins the Dolphins coaching staff as linebackers coach.
- Feb. 27 – David Shula, the Dolphins' assistant head coach and passing game coordinator, and Dave Wannstedt, the team's linebackers coach, resign their position to accept new posts with the Dallas Cowboys.
- March 1 – George Hill is named the new linebackers coach for the Dolphins, while John Sandusky, the Dolphins' offensive line coach, is promoted to assistant head coach.
- March 6 – Gary Stevens, formerly of the University of Miami, is named quarterbacks/pass offense coach for the Dolphins.
- May 15 – Chuck Connor, the Dolphins director of player personnel for 11 seasons, announces his resignation to join the Atlanta Falcons as director of pro scouting.
- June 12 – Tom Heckert, formerly a college scout with the Tampa Bay Buccaneers and Cleveland Browns, is named Miami's Director of College Scouting.
- Sept. 10 – Jim Kelly scores on a two-yard run on the game's last play to give the Buffalo Bills a 27-24 win over the Dolphins. The loss dropped Miami's record in season openers to 10-13-1 and in home openers to 18-5-1 and it also snapped a 13-game winning streak in home openers, which had been the NFL's longest active home opener winning streak.
- Sept. 17 – In Miami's 24-10 win at New England, Dan Marino throws his 200th career touchdown pass, becoming the 13th player in NFL history to throw for 200 TDs. It was just his 89th career game, and he reaches the 200 touchdown pass mark faster than any quarterback in NFL history.
- Oct. 8 – In Miami's 13-10 overtime win vs. Cleveland, Dan Marino goes over 25,000 yards passing in his career, becoming the 25th player in NFL history to reach the 25,000

- yards passing milestone. Marino also breaks Bob Griese's Dolphin team record of 25,092 career passing yards.
- Nov. 5 – Sammie Smith rushes for 123 yards in Miami's 19-13 win over the Indianapolis Colts, the third best single game rushing total ever by a Dolphin rookie. It also breaks a 27-game streak in which the Dolphins did not have a running back gain 100 or more yards.
 - Nov. 12 – Pete Stoyanovich kicks a team-record 59-yard field goal in a 31-23 victory over the New York Jets, a kick that also tied the third longest field goal in NFL history.
 - Nov. 19 – Miami defeats Dallas 17-14 in Shula Bowl IV, as Don Shula extends his record to 4-0 in Shula vs. Shula contests. This time Shula was opposed by son Dave, the Assistant Head Coach of the Cowboys. The win also was the Dolphins' sixth win in their last seven games and moved them into a first-place tie with the Buffalo Bills atop the AFC East.
 - Dec. 3 – Dan Marino goes over 3,000 yards passing for the year in Miami's 26-21 loss at Kansas City. It was his sixth season passing for 3,000 yards and he ties Dan Fouts' NFL record of six 3,000 yard seasons.
 - Dec. 24 – The Dolphins are eliminated from playoff contention with a 27-24 loss to the Kansas City Chiefs in the season finale at Joe Robbie Stadium. The game is played in 40-degree weather, the coldest home game in the history of the Dolphins.

1990

- Jan. 7 – Joseph Robbie, founder and owner of the Dolphins and the driving force behind the construction of Joe Robbie Stadium, dies of respiratory failure at age 73.
- Jan. 12 – The Miami Dolphins and Robbie Stadium Corporation undergo an organization realignment to ensure continued administration of both entities by the Robbie family. Tim Robbie becomes President of the Dolphins, Dan and Janet Robbie are named Executive Vice Presidents of the team, while Eddie Jones is named Executive Vice President and General Manager of the club. In addition, J. Michael Robbie is named Executive Vice President of Robbie Stadium Corporation.
- Jan. 19 – Dolphin President Tim Robbie announces that the Dolphins have signed Don Shula to a three-year contract to remain as head coach.
- Jan. 27 – Former Dolphin great Bob Griese is among a group of seven named to the Pro Football Hall of Fame. The Dolphin quarterback becomes the fourth player in Miami history to earn the honor with induction scheduled for August 4.
- Feb. 7 – Monte Clark, former San Francisco and Detroit Head Coach and Dolphin Assistant Coach, is named Miami's Director of Pro Personnel, while Charley Winner is given expanded duties and is named the club's Director of Player Personnel.
- March 7 – H. Wayne Huizenga, Chairman of the Board and Chief Executive Officer of Blockbuster Video, purchases fifty percent of the Robbie Stadium Corporation (the parent company of Joe Robbie Stadium) as well as a fifteen percent limited partnership in the Miami Dolphins.
- Sept. 9 – Sammie Smith rushes for an opening-day record 159 yards and a touchdown as the Dolphins break a five-year losing streak in season openers with a 27-24 win at the New England Patriots.
- Sept. 16 – Team founder Joe Robbie is the first enshrinee on the "Dolphin Honor Roll" at Joe Robbie Stadium. The Dolphins record a 30-7 triumph over the Buffalo Bills, marking Don Shula's 200th career regular season win as the team's head coach.
- Oct. 18 – In Miami's 17-10 win over the New England Patriots, Don Shula coaches in his 400th career regular season game as a head coach in the NFL.
- Nov. 19 – During halftime of Miami's 13-10 loss to the Los Angeles Raiders, the team's four Hall of Fame enshrinees, Larry Csonka, Bob Griese, Jim Langer and Paul Warfield, are inducted into the "Dolphin Honor Roll."
- Nov. 25 – Miami improves its record to 9-2 and clinches the team's first winning season since 1987 with a 30-13 win over the Cleveland Browns. Also, Dan Marino goes over 30,000 yards passing in his career, becoming the 11th player in NFL history to reach the 30,000-yard mark. It is just his 114th career game, and he reaches the 30,000-yard plateau faster than any quarterback in NFL history.
- Dec. 9 – The Dolphins earn a 23-20 overtime win over the Philadelphia Eagles and clinch the team's first playoff berth since 1985.
- Dec. 16 – In Miami's 24-17 win over the Seattle Seahawks, Dan Marino goes over 3,000 yards passing for the year. It is his seventh season passing for 3,000 yards and he ties Joe Montana's NFL record of seven 3,000-yard seasons.
- Dec. 19 – Richmond Webb becomes the first rookie offensive tackle – and second rookie offensive lineman overall – to be selected to the NFL's annual Pro Bowl contest.
- Dec. 23 – Dan Marino throws his 20th touchdown pass of the season in Miami's 24-14 loss at

ties the Buffalo Bills. It is his eighth season with 20 or more touchdown passes and he Johnny Unitas' NFL record of eight 20-plus touchdown seasons.

1991

- Jan. 5 – The Dolphins return to the playoffs after a four-year absence with a 17-16 win over the Kansas City Chiefs in Joe Robbie Stadium. In the contest, Pete Stoyanovich sets an NFL playoff record with a 58-yard field goal.
- Jan. 12 – Miami drops a 44-34 playoff decision at the Buffalo Bills. The teams combine for 78 points – the highest scoring non-overtime playoff game in history. The only higher scoring playoff was Miami's 41-38 overtime loss to the San Diego Chargers on Jan. 2, 1982.
- Jan. 24 – Monte Clark, the Dolphins director of pro personnel, announces his resignation.
- Jan. 27 – Larry Csonka is named to the NFL's all-time Super Bowl Silver Anniversary team.
- Feb. 2 – Richmond Webb is named NFL Rookie of the Year by The Sporting News.
- March 8 – Mike Shula joins the Dolphins as a Coaches' Assistant.
- March 26 – The Robbie Family and Wayne Huizenga purchase 107 acres of land adjacent to Joe Robbie Stadium for additional parking and future development.
- May 23 – At the NFL owners meetings in Minneapolis, Joe Robbie Stadium is selected as the site for Super Bowl XXIX (1995).
- Aug. 3 – The Dolphins make the longest road trip in team history as they travel 14,912 round-trip miles to Tokyo to battle the Los Angeles Raiders at the Tokyo Dome in American Bowl '91. Miami comes from behind to defeat the Raiders, 19-17, before 51,122 Japanese fans.
- Aug. 20 – Dan Marino signs a five-year contract extension to remain as quarterback of the Miami Dolphins.
- Sept. 22 – Don Shula captures the 300th win of his coaching career with Miami's 16-13 win over the Green Bay Packers. With career coaching win number 300, Shula joins the immortal George Halas (324 wins) as the only NFL coaches to win 300 or more games.
- Nov. 10 – In Miami's 30-20 win over New England, both Mark Duper and Mark Clayton surpass Nat Moore's team record of 7,547 career receiving yards. Duper is the first to move past Moore with a 17-yard reception in the first quarter, while Clayton passes Moore with a 32-yard touchdown catch in the fourth quarter.
- Nov. 18 – During halftime of Miami's 41-27 loss to the Buffalo Bills, former Dolphin great middle linebacker Nick Buoniconti is inducted into the Dolphin Honor Roll.
- Dec. 1 – Dan Marino sets an NFL record as he goes over 3,000 yards passing in a season for the eighth time in his career in Miami's 33-14 win over Tampa Bay. Marino entered the 1991 campaign with seven such seasons and was tied with Joe Montana for the record.
- Dec. 9 – Miami defeats Cincinnati 37-13 in Shula Bowl V as Don Shula extends his record to 5-0 in Shula vs. Shula contests. This time, Shula teamed with son Mike, a Dolphins coaches assistant, and was opposed by son David, the receivers coach for the Bengals. In the contest, Dan Marino sets an NFL record by throwing his 20th touchdown pass of the season. It is his ninth season with 20 or more touchdown passes. He entered 1991 with eight such seasons and was tied with Johnny Unitas for the record. Also, Mark Clayton breaks Nat Moore's team record for career TDs (75) and career receiving scores (74) with a 16-yard TD reception in the fourth quarter to give Clayton his 76th career score (75 catch, one punt return) and 75th receiving TD.
- Dec. 15 – Pete Stoyanovich breaks Garo Yepremian's single-season team record of 28 field goals in Miami's 38-30 loss to the San Diego Chargers. Stoyanovich boots his 29th of the year with a 24-yarder in the first quarter. He would go on to hit on 31 field goals during the 1991 season which tied for the league high with Washington's Chip Lohmiller.
- Dec. 22 – The Dolphins drop a 23-20 overtime decision to the New York Jets in a winner-take-all battle for the AFC's final wild card spot. Miami takes a 20-17 lead with just 44 seconds left in regulation on a one-yard scoring toss from Dan Marino to Ferrell Edmunds. However, the Jets move the ball and tie the game at 20-20 on a 44-yard field goal by Raul Allegre with no time left on the clock. New York wins the game in overtime on a 30-yard field goal by Allegre.

1992

- Feb. 1 – Former Dolphin All-Pro center Dwight Stephenson rejoins Miami as assistant offensive line coach.
- Feb. 3 – Hall of Fame defensive tackle Joe Greene is named as the Dolphins' defensive line coach. Greene replaced Dan Sekanovich, who announced his resignation.
- May 20 – Dolphins sign a long-term agreement to build a new training facility at Nova University in Davie, to be ready by the start of the 1993 training camp.
- June 1 – Charley Winner announces his retirement as Miami's Director of Player Personnel.

Winner, who had served 37 years in the NFL as a coach and administrator, originally joined the Dolphins in 1981.

- June 4 – Tom Heckert is named as the Dolphins' Director of Player Personnel. Heckert had worked the previous three years as Miami's Director of College Scouting.
- June 12 – Tom Braatz, a 27-year NFL executive with the Atlanta Falcons and Green Bay Packers, is named as Miami's Director of College Scouting.
- July 17 – Don Shula signs a two-year contract extension to continue as the Dolphins' Head Coach through the 1994 season. The extension takes effect at the conclusion of Shula's current contract which expires following the 1992 season.
- Aug. 16 – The Dolphins travel 9,908 round-trip miles and earn a 31-27 preseason win over the Denver Broncos before a crowd of 60,813 fans at Berlin's Olympic Stadium. The game marks the third time overall and second consecutive season that the Dolphins have travelled abroad to play a preseason contest and the win improves Miami's record to 3-0 in games played on foreign soil. The Dolphins join the L.A. Rams as only teams which have recorded wins in contests played in each of the three American Bowl sites (London, Tokyo and Berlin).
- Aug. 31 – Miami's season opening contest, scheduled for September 6 at Joe Robbie Stadium against the New England Patriots, is rescheduled for October 18, the National Football League announces. The date change is made in the aftermath of Hurricane Andrew, which struck the South Florida area on August 25. Both teams originally were off that weekend, based on the NFL's 16-games-over-17-weeks schedule which allows each team one bye during the season. The Patriots and Dolphins will have their Open Week on September 6, which marks the beginning of the 1992 regular season.
- Sept. 29 – The Dolphins dip into the free agent market and sign perennial all-pro tight end Keith Jackson.
- Oct. 4 – The Dolphins improve to 4-0 and take over sole possession of first place in the AFC East for the first time in 34 weeks with a 37-10 win over the Buffalo Bills at Rich Stadium. The win snaps Miami's six-game losing streak to the Bills at Rich Stadium. The Dolphins' last triumph in Buffalo was a 34-24 win on November 16, 1986. With the win, Miami moves ahead of the second-place Bills (4-1) in the AFC East for the first time since the second week of the 1990 season. Individually, safety Louis Oliver records three interceptions and returns one of his INTs for a 103-yard touchdown. Oliver's return ties for the NFL's all-time longest interception return with a 103-yard return by San Diego's Vencie Glenn against Denver on November 29, 1987.
- Oct. 18 – Dan Marino throws four touchdown passes as Miami earns a 38-17 win over the Patriots at Joe Robbie Stadium in a game that is rescheduled from September 6 due to the effects of Hurricane Andrew. Marino throws four-or-more touchdowns in a game for the 17th time in his career and ties the all-time NFL record for most career games with four or more touchdown passes with Johnny Unitas.
- Nov. 16 – During halftime ceremonies of Miami's 26-20 loss to the Buffalo Bills, the 1972 Miami Dolphins team, holders of the only perfect season in NFL history and winners of Super Bowl VII, are honored and inducted into the Dolphin Honor Roll.
- Dec. 20 – The Dolphins clinch the team's second trip to the playoffs in the last three seasons with a 19-17 come-from-behind win over the New York Jets at Joe Robbie Stadium. In the contest, Dolphins quarterback Dan Marino throws the 290th touchdown pass of his NFL career and ties Johnny Unitas for second place on the NFL's all-time touchdown pass list.
- Dec. 23 – Dan Marino is named to his team-record seventh Pro Bowl team. He breaks the former team record of six Pro Bowl appearances which he shared with Bob Griese, Bob Kuechenberg and Jim Langer. In addition, Marino is named as a starter in the NFL's annual all-star game for the fifth time in his career and he ties the team record held by Jim Langer.
- Dec. 27 – The Dolphins clinch the AFC East title with a 16-13 overtime win over the New England Patriots at Foxboro Stadium. Miami closes the regular season with an 11-5 record and coupled with Buffalo's 27-3 loss at Houston later in the day, the Dolphins win the team's first division championship since 1985. In addition, the win marks the 300th regular season victory of Dolphins' Head Coach Don Shula's coaching career.

1993

- Jan. 10 – The Dolphins earn a 31-0 win over the San Diego Chargers in the AFC Divisional Playoffs before a crowd of 71,224 at Joe Robbie Stadium. Miami's 31-point margin of victory is the largest by the team in a playoff game. The previous largest margin of victory in the post-season by the Dolphins was three 21-point wins as Miami had a 21-0 win over the Baltimore Colts on Jan. 2, 1972; a 34-13 win over the San Diego Chargers on Jan. 16, 1983; and a 31-10 win over the Seattle Seahawks on Dec. 29, 1984.

- Jan. 17 – The 1992 season comes to a close. Miami suffers five turnovers (two interceptions and three fumbles) as the team drops a 29-10 decision to the Buffalo Bills in the AFC Championship contest before a crowd of 72,703 at Joe Robbie Stadium. The attendance of 72,703 marks the largest crowd to witness a Dolphin game at JRS. The previous high was 71,224 which was set the previous week on January 10 to witness the Dolphins' 31-0 win over San Diego in an AFC Divisional Playoff game.
- Jan. 26 – Kim Helton is named the team's offensive line coach. John Sandusky, who served as assistant head coach/offensive line, remains with the team as assistant head coach and assumes the responsibility of coaching the tight ends. In addition, assistant offensive line coach Dwight Stephenson resigns to pursue his interests in the construction and real estate business.
- Jan. 30 – Former Dolphins great Larry Little is among a group of five named to the Pro Football Hall of Fame. The former Dolphin guard becomes the fifth player in Miami history to earn the honor, joining RB Larry Csonka, QB Bob Griese, C Jim Langer and WR Paul Warfield.
- Feb. 7 – The Dolphin coaching staff leads the AFC to a 23-20 overtime win over the NFC in the Pro Bowl contest played in Honolulu, Hawaii.
- Feb. 11 – Mike Shula resigns as a coaches assistant and is named as tight end coach of the Chicago Bears.
- Feb. 22 – Tony Nathan, who spent the past five years as a coaches' assistant on the Miami Dolphins coaching staff, is promoted to offensive backs coach. In addition, Carl Taseff, who served as the team's offensive backs coach since joining the Dolphins in 1970, will become more active in other areas of the football operation, including personnel scouting and evaluation, and will maintain a continued involvement in various coaching responsibilities.
- May 21 – Kim Helton resigns as offensive line coach to become head coach at the University of Houston. John Sandusky, who served as offensive line coach from 1976-92, resumes his offensive line coaching responsibilities.
- June 1 – Rich McGeorge is named as assistant offensive line/tight ends coach of the Dolphins.
- June 4 – Dolphins hold last practice session at St. Thomas University, which had served as host to team's training facility since July 12, 1970.
- July 11 – Ribbon cutting ceremonies officially open the Dolphins' new training facility on campus of Nova University in Davie, Fla.
- Sept. 12 – Dan Marino surpasses the 40,000-yard passing mark during Miami's 24-14 loss to the N.Y. Jets. He joins Fran Tarkenton (47,003), Dan Fouts (43,040) and Johnny Unitas (40,239) as the only quarterbacks to gain 40,000 passing yards. Marino attains the 40,000-yard mark in only 153 regular-season games and accomplishes the feat faster than any QB in league history. The previous record for fastest ascent to 40,000 yards was 168 games by Dan Fouts.
- Oct. 10 – Scott Mitchell comes off the bench and replaces an injured Dan Marino (torn Achilles in right foot) and throws a pair of touchdown passes to lead the Dolphins to a 24-14 win at the Cleveland Browns. Mitchell enters the game just before halftime and completes 10 of 16 passes for 118 yards with two touchdowns and an interception. Mitchell is named as AFC Offensive Player of the Week for his performance against the Browns. Marino is placed on Injured Reserve on October 13 and misses the remainder of the season.
- Oct. 24 – Dan Marino misses his first starting assignment in 145 consecutive non-replacement regular season games as Miami earns a 41-27 win over Indianapolis. The game marks the first career NFL start at quarterback for Scott Mitchell as he hits on 12 of 19 passes for 190 yards with a touchdown. Mitchell becomes the eighth player to start at quarterback for the Dolphins since Don Shula was named head coach in 1970.
- Oct. 31 – Don Shula wins the 324th game of his coaching career and ties George Halas for the all-time record for most wins by an NFL head coach as Miami earns a 30-10 win over the Kansas City Chiefs. Shula achieves the coaching milestone in his 31st year (482nd game) of his NFL coaching career as compared to 40 seasons (506 games) for Halas to accomplish the feat. On the field, Scott Mitchell throws for 344 yards and three touchdowns and becomes the first Dolphin quarterback other than Dan Marino to pass for over 300 yards and throw three or more touchdown passes since David Woodley gained 408 yards and threw three scores on October 25, 1981, at the Dallas Cowboys.
- Nov. 14 – The Dolphins endure another quarterback injury as Scott Mitchell suffers a separated shoulder during Miami's 19-14 win at Philadelphia. The win enables Don Shula to record the 325th triumph of his coaching career as he becomes the winningest coach in NFL history surpassing George Halas. In the contest, Doug Pederson replaces Mitchell and enters the game in the third quarter with Miami trailing 14-13. He guides the Dolphins to a pair of field goals and the defense holds the Eagles scoreless in the second half to garner the victory.

- Nov. 21 – Steve DeBerg becomes the third player to start at quarterback for the Dolphins in 1993 as he throws for 252 yards and a pair of touchdowns to lead Miami to a 17-13 win over New England. DeBerg, the NFL's oldest player, had joined the team just 11 days prior to the Pats game and was forced into his first start in place of the injured Scott Mitchell.
- Nov. 25 – The Dolphins post a come-from-behind 16-14 win over the defending and eventual Super Bowl champion Dallas Cowboys on Thanksgiving Day on a sleet covered field at Texas Stadium. Miami improves 3-0 on Thanksgiving as the team had posted victories at St. Louis (55-14 on November 24, 1977) and at Dallas (14-7 on November 22, 1973). In the contest, Miami trails 14-13 with just 15 seconds left in regulation and Pete Stoyanovich's 41-yard field goal attempt for the win is blocked by the Cowboys' Jimmie Jones. However, Dallas' Leon Lett attempts to pick up the loose ball and fumbles and Miami's Jeff Dellenbach recovers the ball on the one-yard line with three seconds remaining. Stoyanovich converts on his second chance and boots a 19-yard field goal on the game's final play to win the contest. The win improves Miami's record to an NFL best 9-2, but the team will fail to win another game during the remainder of the season.
- Dec. 13 – During halftime ceremonies of Miami's 21-20 loss to Pittsburgh, former Dolphin great and Hall of Famer Larry Little is honored and inducted into the Dolphin Honor Roll.
- Dec. 14 – Don Shula is named Sports Illustrated Sportsman of the Year. He is the first professional coach to receive the honor.

1994

- Jan. 2 – The Dolphins lose by a 33-27 count in overtime at New England. It is the fifth consecutive loss for the Dolphins and the team is eliminated from the playoffs later in the day as the Raiders rally from a 17-point deficit to win over Denver and qualify for the playoffs.
- Jan. 24 – The trustees of the Miami Dolphins sign a definitive agreement with H. Wayne Huizenga to purchase the Robbie family's interests in the Dolphin franchise. The agreement also includes an option for Huizenga to purchase the Robbies' interest in Joe Robbie Stadium.
- Feb. 8 – Joel Collier joins the Dolphins as a staff assistant, replacing Carl Taseff.
- March 16 – John Gamble is named as the Dolphins' strength coach.
- March 23 – The National Football League clubs approve transfer of the majority interests in the Miami Dolphins from the Robbie family to H. Wayne Huizenga at the annual league meetings in Orlando, Fla.
- June 28 – H. Wayne Huizenga's purchase of the Robbie Family's remaining 85% of the Miami Dolphins as well as their 50% share of the Joe Robbie Stadium is finalized. The closing leaves Huizenga with 100% ownership of both the Dolphins and Stadium.
- July 8 – The Dolphins and WIOD Radio (610 AM) announce the hiring of Bill Zimpher as the team's play-by-play announcer and "Voice of the Dolphins." Zimpher replaces Rick Weaver, who had served as play-by-play announcer for the Dolphins since 1970 and announced his retirement at the club's annual awards dinner on May 6, 1993. Zimpher joins former Dolphin tight end and color analyst Jim Mandich in the broadcast booth.
- July 21 – H. Wayne Huizenga announces that he has entered into a new agreement with Head Coach Don Shula that extends through the 1996 season. Under the new contract extension, Shula assumes the position of Vice President/Head Coach, and also adds an ownership interest in the team.
- Sept. 4 – After missing the final 11 games of the 1993 season with a torn right Achilles' tendon, Dan Marino returns to action as he throws for 473 yards and five touchdowns to lead the Dolphins to a 39-35 win over the New England Patriots at Joe Robbie Stadium. Marino sets an NFL record by throwing for four or more touchdown passes in a game for the 18th time in his career, breaking his tie with Johnny Unitas, and also throws the 300th touchdown pass of his career to join Fran Tarkenton (343 touchdowns) as the only quarterbacks in NFL history with 300-plus career touchdowns.
- Oct. 2 – Shula Bowl VI makes sports history as it marks the first time in the history of the four major American professional sports (football, baseball, hockey and basketball) that a father and son battle as head coaches with Don Shula and the Dolphins taking on his son, Head Coach David Shula, and the Cincinnati Bengals. The elder Shula improves to 6-0 when coaching against teams which feature one of his sons as a coach or player as the Dolphins earn a 23-7 win over the Bengals.
- Oct. 16 – Bernie Parmalee receives two game balls – one for offense and one for special teams – for his performance in Miami's 20-17 overtime win against the Los Angeles Raiders. Parmalee rushes for 150 yards on 30 carries and adds a pair of tackles and a fumble recovery on special teams. In addition, the Dolphins reverse history in the

all-time series against the Raiders as Miami records wins in consecutive games against the Raiders for the first time in the history of the series. Miami earned a 20-7 win over the Raiders on December 14, 1992, in the last meeting between the two teams.

- Nov. 13 – Chicago's Kevin Butler boots a 40-yard field goal with 54 seconds left in regulation and James Williams deflects a Dolphins field goal attempt with just seven seconds remaining in the game to give the Bears a 17-14 win over the Dolphins in Shula Bowl VII. Miami Head Coach Don Shula battles his son and Bears tight ends coach Mike Shula in the contest and it marks the first time that the elder Shula lost a game in which one of his sons, David or Mike, were either players or assistant coaches on the opposing NFL team.
- Nov. 27 – Quarterback Dan Marino makes history once again with his famous "Clock Play". With the Dolphins trailing the Jets by 18 points in the second half at the Meadowlands, Marino orchestrates a 28-point second-half outburst, including 22 straight to close the contest, as Miami claims a 28-24 victory. All four scores in the second half occur on Marino to Mark Ingram touchdown passes. The game winning points come on first-and-goal with just 22 seconds to play, when Marino approaches the line of scrimmage, appearing poised to clock the ball. However, he takes everyone in the stadium by surprise as he receives the snap, drops back and tosses an eight-yard touchdown pass to Ingram, who ties the Paul Warfield's single-game record of four touchdowns and 24 points, which Warfield achieved against Detroit on December 15, 1973.
- Dec. 7 – Don Shula suffers a torn Achilles' tendon in his right leg and undergoes surgery on the injury on December 9 by Dr. Peter Indelicato and Dr. Dan Kanell. He misses a regular season practice for the first time in his 25 seasons with the team. Shula returns to practice on December 10 and coaches for the remainder of the season on a golf cart.
- Dec. 12 – Bernie Parmalee rushes for 127 yards and scores a pair of touchdowns (one rushing and one receiving) as the Dolphins clinch a playoff spot with a 45-28 win over the Kansas City Chiefs at Joe Robbie Stadium. In the contest, Dolphins Head Coach Don Shula wins his 318th career regular season game and ties George Halas (318 regular season coaching wins) for the all-time record for most career regular season wins by an NFL coach. Center Dwight Stephenson is inducted into the Dolphin Honor Roll during halftime ceremonies.
- Dec. 25 – The Dolphins earn a 27-20 win over the Detroit Lions and clinch the AFC East title. Miami and the New England Patriots both finish with 10-6 records, however the Dolphins win the division title by virtue of a two-game head-to-head sweep over New England during the 1994 season. Dolphins Head Coach Don Shula wins the 319th regular season game of his coaching career and surpasses George Halas (318 regular season coaching wins) for the all-time record for most career regular season wins by an NFL coach. Miami plays on Christmas Day for the second time in team history with the only other Christmas game for the Dolphins being the longest game in NFL history as Miami earned a 27-24 playoff win in double overtime at Kansas City on December 25, 1971.
- Dec. 27 – Defensive tackle Tim Bowens is named NFL Defensive Rookie of the Year by the Associated Press. He becomes the first Dolphins player to win A.P.'s defensive rookie award since A.J. Duhe in 1977.
- Dec. 31 – Dan Marino throws a pair of touchdown passes to lead the Dolphins to a 27-17 win in a First-Round playoff contest against the Kansas City Chiefs at Joe Robbie Stadium. The game is billed as Marino-Montana III and the duel between the two future Hall of Famers lives up to its pregame hype. Marino completes 22 of 29 passes for 257 yards with two touchdowns and no interceptions and Montana counters by hitting on 26 of 37 passes for 314 yards with two scores and an interception. Marino sets an NFL playoff record as he throws for a touchdown pass in his 11th consecutive post-season game and moves past a tie with Montana (San Francisco/Kansas City) and Ken Stabler (Oakland) for the longest all-time streak in NFL post-season history.

1995

- Jan. 9 – Natrone Means rushes for 139 yards and a touchdown to lead the San Diego Chargers to a 22-21 win over the Miami Dolphins in an AFC Divisional Playoff contest at Jack Murphy Stadium. San Diego took a 22-21 lead with just 35 seconds left in regulation as Stan Humphries threw an eight-yard touchdown pass to wide receiver Mark Seay. The Dolphins had one final chance to win the game as Dan Marino drove the team to the Chargers' 30-yard line but Pete Stoyanovich's 48-yard field goal attempt with eight seconds left was wide right.
- Jan. 18 – Assistant head coach/offensive line John Sandusky announces his retirement. A veteran of over three decades of NFL coaching (he concluded his 36th season in 1994), Sandusky was one of only two coaches to serve as offensive line coach on a Don Shula coached team. Sandusky was offensive line coach with the Colts (1963-

- 69) and Dolphins (1976-94) under Shula, while Monte Clark coached the offensive line with the Dolphins under Shula from 1970-75.
- Feb. 6 – Monte Clark is named as the team's offensive line coach. Clark enters his third tour of duty with the Dolphins, re-joining the team after having served as head offensive line coach at Stanford University during 1993-94.
 - Feb. 9 – Dolphins Executive Vice President and General Manager Eddie Jones signs a two-year contract to remain in that capacity through the 1996 season.
 - May 19 – The Miami Dolphins sign a two-year agreement with WCMQ radio (1210 AM) to be the Spanish radio outlet for Dolphins games. WCMQ replaces WQBA radio, which had been the team's Spanish station for the previous 13 seasons.
 - Sept. 3 – The Dolphins open the season with an explosive offensive display in a 52-15 win over the N.Y. Jets at Joe Robbie Stadium. The 52 points are the second-highest single-game total in team history (behind 55 points at St. Louis on November 24, 1977). In addition, the game is played in 94-degree weather, making it the warmest home game in team history.
 - Oct. 1 – The Shula coaching family again makes sports history as father and son battle as head coaches with Don Shula and the Dolphins taking on his son, Head Coach David Shula, and the Cincinnati Bengals. The elder Shula improves to 7-1 when coaching against teams which feature one of his sons as a coach or player with a 26-23 win at the Bengals.
 - Oct. 8 – Dan Marino passes Fran Tarkenton (3,686 completions) to become the NFL's all-time leader in career pass completions with a six-yard toss to fullback Keith Byars during the Dolphins' 27-24 overtime loss at Joe Robbie Stadium. In the contest, Marino suffers knee and hip injuries which force him to miss the next two games (at New Orleans and at the N.Y. Jets).
 - Nov. 12 – Dan Marino becomes the NFL's all-time career passing yardage leader as he jumps past Fran Tarkenton (47,003 career yards) with a nine-yard pass to Irving Fryar in the first quarter of the Dolphins' 34-17 loss to the New England Patriots at Joe Robbie Stadium.
 - Nov. 26 – Dan Marino tosses a six-yard touchdown pass to fullback Keith Byars with 1:03 remaining in the first half for his 343rd career scoring pass and becomes the NFL's time touchdown pass leader (surpassing Fran Tarkenton's 342 TDs) during Miami's 36-28 loss at Indianapolis.
 - Dec. 11 – Guard/Tackle Bob Kuechenberg is inducted into the Dolphin Honor Roll during half-time ceremonies of Miami's 13-6 win over Kansas City at Joe Robbie Stadium. In the contest, Dan Marino breaks the last of Fran Tarkenton's major passing records (6,467 career attempts) with an incomplete pass attempt to wide receiver Randal Hill in the fourth quarter. In addition, the game is a sellout and marks the second consecutive season and fourth time overall (also 1972-73) that every home game has been sold out and it is just the second time in team history (also 1973) that every game has been sold out before the television blackout deadline.
 - Dec. 24 – The Dolphins post a 41-22 win at St. Louis to finish the regular season with a 9-7 record. The team clinches a playoff berth for the second consecutive season later in the day as the Denver Broncos come from behind late in the contest to win at Oakland and eliminate the Raiders from playoff consideration. Miami's win marks the 347th and final victory in the illustrious head coaching career of Don Shula.
 - Dec. 30 – Miami's season ends following a 37-22 loss in an AFC First-Round Playoff Contest in Buffalo. The game is an offensive shootout as the teams combine for an NFL post-season record of 1,038 yards. Dan Marino leads the Dolphins by completing 33 of a career-high 64 pass attempts for 422 yards and a pair of scores, while WR O.J. McDuffie sets team playoff records with 11 catches for 154 yards. The game marks the final contest in Head Coach Don Shula's career.

1996

- Jan. 5 – Don Shula, the winningest coach in the history of the NFL, moves from his role as head coach of the team as he assumes another role within the Dolphins organization. He continues to serve as a partner to owner H. Wayne Huizenga and becomes Vice Chairman of the Board of Directors in addition to his status as a part-owner of the team. Shula leaves the sidelines with an overall record 347-173-6 in his 33 years as a head coach, including the last 26 years with the Dolphins (1970-95). He won Super Bowl titles with Miami in 1972 and 1973, posting a combined 32-2 record in those two seasons, and his 1972 team went 17-0, the only undefeated season in NFL annals.
- Jan. 11 – Jimmy Johnson signs a four-year contract to become head coach of the Dolphins, becoming the third head coach in club history, joining George Wilson (1966-69) and Don Shula (1970-95). Johnson joins the team with one of the most successful

coaching records in football on both the professional and collegiate levels before spending the previous two years as an NFL analyst for FOX Sports. He is the first head coach in football history to win both a Super Bowl title (Dallas, 1992 and 1993) and a national collegiate championship (Univ. of Miami, 1987).

- Jan. 16 – Dolphins owner H. Wayne Huizenga announces that Eddie Jones has been named President and Chief Operating Officer of the team, and Jimmy Johnson has been named as the club's General Manager/Head Coach. Jones had spent the last six seasons with the team as the club's Executive Vice President and General Manager.
- Jan. 17 – The Dolphins name Cary Godette (defensive line), Pat Jones (tight ends) and Bill Lewis (defense nickel package) to the coaching staff. Prior to joining the Dolphins, Godette, who replaces Joe Greene, had served as defensive line coach for the Carolina Panthers in 1995, Jones was head coach at Oklahoma State University from 1984-94, and Lewis was head coach at Georgia Tech University from 1992-94.
- Jan. 19 – Kippy Brown joins the Dolphins coaching staff as running backs coach, replacing Tony Nathan. Brown had served as running backs coach with the Tampa Bay Buccaneers (1995) and N.Y. Jets (1990-92).
- Jan. 24 – Bob Ackles is named as the Dolphins Director of Football Operations. Ackles joins the team after serving as Director of Football Administration for the Philadelphia Eagles in 1995 and working three years with the Arizona Cardinals as Director of College Scouting (1992-93) and Assistant General Manager (1994).
- Feb. 16 – The Dolphins name Larry Beightol as assistant head coach/offensive line, replacing Monte Clark. In addition to his coaching the offensive line, Beightol also assumes additional administrative responsibilities involving the entire football staff. Beightol joins the Dolphins after having served as offensive line coach with the Houston Oilers (1995), N.Y. Jets (1990-94), San Diego Chargers (1989), Tampa Bay Buccaneers (1987-88) and Atlanta Falcons (1985-86).
- March 1 – The Dolphins name Kevin O'Neill as head athletic trainer and Brad Roll as assistant strength and conditioning coach.
- April 23 – Dan Marino, who broke every significant passing record in NFL history during the 1995 season, signs a three-year contract through the 1998 season to remain as quarterback of the Miami Dolphins.
- April 26 – The Jimmy Johnson era officially begins as the Dolphins take the field for the first time in mini-camp under the new Dolphins head coach.
- Aug. 26 – Pro Player, a sports apparel company, enters into a ten-year agreement with Joe Robbie Stadium, home of the Dolphins since 1987, to re-name the stadium Pro Player Park. The deal is worth \$2 million annually over the term of the contract.
- Sept. 1 – The Dolphins defeat the New England Patriots, 24–10 at Pro Player Park, in Jimmy Johnson's debut as head coach. Of the three head coaches in team history, Johnson is the only one to record a victory in his initial game. Also, rookie running back Karim Abdul-Jabbar rushes for 115 yards and a TD on 26 carries in Miami's victory over the Patriots, the first Dolphin rookie since Sammie Smith on November 5, 1989, against Indianapolis to rush for 100 yards. He also becomes the first player in Dolphins history to rush for 100 yards in his NFL debut.
- Sept. 10 – Pro Player Park is re-named Pro Player Stadium.
- Sept. 15 – On his 35th birthday, quarterback Dan Marino throws for 257 yards and three touchdowns as the Dolphins defeat the New York Jets, 36-27, at Pro Player Stadium. One of the scoring passes is a 74-yard strike to rookie fullback Stanley Pritchett, the longest completion to a Dolphins running back in team history. The win marks the third straight year and fourth time in the last five campaigns that Miami has opened the regular season with three consecutive victories.
- Oct. 27 – Quarterback Dan Marino plays in his 191st regular season game, against Dallas at Pro Player Stadium. In the process, he breaks Bob Kuechenberg's club career record for regular season games played of 190. The game is witnessed by 75,651 fans, the highest attendance figure in Pro Player Stadium history. The previous high was 75,129 for Super Bowl XXIII between San Francisco and Cincinnati on January 22, 1989. The former record for a Dolphins game was 73,080 for a November 20, 1995 contest against San Francisco.
- Oct. 29 – WQAM Radio (560 AM) signs a five-year contract for broadcast rights to the Dolphins, Florida Marlins and Florida Panthers. Dolphins football will be aired on WQAM beginning in the 1997 season and through the year 2001. The Dolphins' flagship station had been WIOD Radio since the team's inception in 1966.
- Oct. 31 – At the NFL fall meetings in New Orleans, the league awards the 1999 Super Bowl to the city of Miami. The game will be played at Pro Player Stadium.

- Nov. 10 – A 36-yard completion to O.J. McDuffie in the second quarter puts quarterback Dan Marino over the 50,000-yard mark for his career, the first quarterback in NFL history to reach that plateau. His eight-yard completion to Fred Barnett in the second quarter is the 4,000th completion of Marino's career, also making him the first quarterback in league history to achieve that feat. These accomplishments occur in a 37-13 victory over Indianapolis at Pro Player Stadium.
- Nov. 17 – The Dolphins defeat the Houston Oilers, 23-20 at the Astrodome, the 50th career regular season victory for head coach Jimmy Johnson.
- Nov. 25 – At halftime of a 24-17 loss to the Pittsburgh Steelers on Monday Night Football at Pro Player Stadium, former Head Coach Don Shula is inducted into the Dolphin Honor Roll. In that game, running back Karim Abdul-Jabbar rushes for 57 yards on 16 attempts, breaking the club's rookie rushing record of 711 formerly held by Andra Franklin (1981).
- Dec. 16 – On Monday Night Football, the Dolphins record a 16-14 victory over Buffalo at Pro Player Stadium, marking the first time since 1986 that Miami has swept the season series from the Bills. It's also the first time since December 22, 1985, that the Dolphins have defeated Buffalo in the month of December or January, snapping a seven-game losing streak against Buffalo in such games.
- Dec. 22 – In a season-ending 31-28 win at the New York Jets, running back Karim Abdul-Jabbar rushes for 152 yards and a TD on 30 carries. His performance is the fifth-highest single-game total in franchise history, and the second-most by a rookie. It is his fourth 100-yard rushing game of the year, establishing a new club rookie standard, also tying for the second-best mark in team annals. In the process, he also surpasses the 1,000-yard rushing plateau for the season, the sixth Dolphins player to achieve that feat and the first since Delvin Williams in 1978. Abdul-Jabbar's 1,116 rushing yards is the third-best single-season total in team history. He scores on a 17-yard run in the third quarter, his 11th rushing touchdown of the year, tying Ron Davenport's club rookie record, first achieved in 1985.

1997

- Jan. 14 – Miami Dolphins unveil a modified team logo and new uniforms for the 1997 season. The basic logo and team colors remain the same. The sunburst on the logo is more prominently displayed with the elimination of the hashmarks around the sun's perimeters, while the dolphin's features are accentuated by navy highlights. The home and road jerseys added a script "Dolphins" below the collar, and several subtle accents were added to the uniform to highlight and strengthen the team's traditional colors.
- Jan. 25 – Former head coach Don Shula (1970-95), the NFL's all-time winningest coach with 347 victories, is selected for induction into the Pro Football Hall of Fame in Canton, Ohio.
- March 11 – At the NFL spring meetings in Palm Desert, Calif., the NFL Owners approve limited cross ownership, finalizing H. Wayne Huizenga's ownership of the Dolphins.
- March 21 – Eddie Jones signs a two-year contract extension, which runs through 1998, to remain as the team's president and chief operating officer.
- April 17 – Les Koenning, wide receivers coach at Texas A&M the previous three seasons, is named as an offensive assistant.
- April 18 – The Dolphins unveil the first "official" mascot in team history during a press conference at the team's training facility. He makes his public debut on April 19 at the team's Draft Day party at Pro Player Stadium.
- June 3 – Doug Blevins is named as the team's kicking coach.
- June 4 – "T.D." is picked as the name of the Dolphins official team mascot, it is announced at the team's annual Awards Banquet. Sarah Fernandez and her two sons, Nelson and Vincent, win the "Name the Mascot" contest, and receive two tickets to Super Bowl XXXII in San Diego.
- June 13 – Dan Marino signs a one-year contract extension through the 1999 season.
- July 26 – Don Shula becomes the sixth former Dolphin to be enshrined into the Pro Football Hall of Fame in Canton, Ohio. He is inducted along with Mike Haynes, Wellington Mara and Mike Webster.
- Aug. 4 – The Dolphins travel to Mexico City and earn a 38-19 preseason win over the Denver Broncos before a crowd of 104,629 fans at Estadio Guillermo Canedo. The attendance is the most to ever witness a Dolphins game, surpassing the previous high of 103,667 that saw Miami's 27-17 loss to the Washington Redskins in Super Bowl XVII on January 30, 1983, in the Rose Bowl. The game marks the fourth time overall that the Dolphins have travelled abroad to play a preseason contest and the win improves Miami's record to 4-0 in games played on foreign soil. Miami's previous American Bowl games had been in London (1988), Tokyo (1991) and Berlin (1992). The Dolphins became the first NFL team to win four

American Bowl contests, and they also became the first team to win an American Bowl matchup in each of the three continents in which the games have been played.

- Aug. 31 – The Dolphins defeat the Indianapolis Colts, 16-10, at Pro Player Stadium in their 1997 season-opener. It's the Dolphins' first-ever regular season game in the month of August. It also marks their sixth consecutive opening-day victory.
- Oct. 5 – The Dolphins defeat the Kansas City Chiefs, 17-14, at Pro Player Stadium, marking the 300th victory in franchise history, including playoffs. The Dolphins become the second team from the old AFL to reach the 300-win plateau. The Oakland Raiders were the first.
- Oct. 27 – After the Dolphins built a 33-18 fourth-quarter lead, the Chicago Bears storm back for 18 unanswered points, including a Jeff Jaeger 35-yard field goal with 5:35 remaining in overtime, to come away with a 36-33 victory on a Monday night at Pro Player Stadium. It equaled the fourth-largest comeback win ever against Miami. The game originally was scheduled to be played on Sunday, October 26, but was pushed back due to Game 7 of the Marlins-Indians World Series.
- Nov. 17 – At halftime of a 30-13 win over the the Buffalo Bills on Monday Night Football at Pro Player Stadium, the Dolphins honor the 25th anniversary of the 1972 Dolphins team, holders of the only perfect season in NFL history and winners of Super Bowl VII.
- Nov. 23 – RB Karim Abdul-Jabbar scores three rushing touchdowns in a 27-24 loss to the Patriots in Foxboro. His third touchdown of the game comes on a one-yard run in the fourth quarter. It is his 13th rushing TD of the year, a new Dolphins record. His 12 rushing scores had been tied with Mercury Morris, Don Nottingham and Larry Csonka.
- Nov. 30 – The Dolphins record a 33-15 victory over the Raiders at the Oakland-Alameda County Coliseum. It's the first-ever win by Miami against the Raiders in Oakland after Miami had dropped each of their previous eight meetings there.
- Dec. 14 – The Dolphins are shut out, 41-0, by the Indianapolis Colts in the RCA Dome. The shutout snaps a streak of 162 consecutive games - the second longest active streak in the NFL at the time - in which the Dolphins had scored. The last time Miami had been held scoreless was on November 29, 1987, in a 27-0 loss at the Buffalo Bills.
- Dec. 22 – In the season finale against New England at Pro Player Stadium, left tackle Richmond Webb starts his 110th consecutive regular season game, a new Dolphins record. His 109 straight starts were tied with Jim Langer. The Patriots win the game, 14-12, giving New England the AFC East title. A win by the Dolphins would have made them AFC East champions, but instead they enter the playoffs as a Wild Card team where they must go on the road to face the Patriots the following week.
- Dec. 28 – The Dolphins drop a 17-3 decision to the New England Patriots in Foxboro in an AFC First-Round Playoff game, Miami's first postseason appearance under Head Coach Jimmy Johnson.

1998

- Jan. 24 – Former Dolphins center Dwight Stephenson (1980-87) is among a group of five who are elected into the Pro Football Hall of Fame.
- Feb. 11 – Dolphins Head Coach Jimmy Johnson announces the following changes to the team's coaching staff: Kippy Brown, the Dolphins' running backs coach for the last two years, is named as offensive coordinator, replacing Gary Stevens; Larry Seiple, formerly the club's wide receiver coach, handles the quarterbacks; Joel Collier, a defensive assistant since 1994, coaches the running backs; Robert Ford, tight ends coach with the Dallas Cowboys since 1991, takes over as Miami's wide receivers coach; and Randy Shannon, an assistant at the University of Miami (Fla.), serves as a defensive assistant on the staff.
- March 23 – Jimmy Johnson signs a one-year contract extension to remain the Dolphins General Manager and Head Coach through the year 2000. Johnson originally signed a four-year contract with the club on January 21, 1996.
- Aug. 1 – Center Dwight Stephenson becomes the seventh former Dolphin to be enshrined into the Pro Football Hall of Fame in Canton, Ohio. He is inducted along with Anthony Munoz, Mike Singletary, Tommy McDonald and Paul Krause.
- Sept. 6 – The Dolphins defeat the Indianapolis Colts, 24-15, at the RCA Dome, marking Miami's seventh straight opening day victory.
- Sep. 20 – The Dolphins shut out the Pittsburgh Steelers, 21-0, at Pro Player Stadium. It marks Miami's first shutout under Head Coach Jimmy Johnson and their first since November 8, 1992, when they defeated the Colts, 28-0, at the RCA Dome.
- Nov. 29 – In a 30-10 victory over the New Orleans Saints at Pro Player Stadium, quarterback Dan Marino throws three touchdown passes, all to O.J. McDuffie. The second one, a seven-yard strike in the fourth quarter, the 400th TD pass of Marino's career, the first quarterback in NFL history ever to reach that plateau.

- Dec. 21 – The Dolphins record a 31-21 victory over the Denver Broncos at Pro Player Stadium in front of an ABC Monday Night Football audience. The win is Miami's 34th on Monday night, as they surpass Oakland as the winningest team in MNF history.
- Dec. 27 – In a season-ending 38-16 loss to the Falcons in Atlanta, wide receiver O.J. McDuffie catches five passes for 82 yards. His second reception of the afternoon, a 28-yard catch in the second quarter, is his 87th of the season, surpassing Mark Clayton (86 in 1988) as the Dolphins' single-season reception leader. McDuffie finishes the year with an NFL-high 90 receptions, the first Dolphin ever to lead the league in this category.

1999

- Jan. 2 – The Dolphins defeat the Buffalo Bills, 24-17, in an AFC First-Round Playoff game at Pro Player Stadium. It represents Miami's first-ever playoff win under Head Coach Jimmy Johnson, and their first since December 31, 1994, when they posted a 27-17 victory over the Kansas City Chiefs in a First-Round contest at Pro Player Stadium.
- Jan. 14 – Dave Wannstedt, head coach with the Chicago Bears from 1993-98, is named the Dolphins' assistant head coach.
- Jan. 21 – Paul Boudreau is named offensive line coach, replacing Larry Beightol.
- March 2 – Eddie Jones signs a three-contract to remain as the team's President and Chief Operating Officer.
- June 15 – Dan Marino signs a two-year contract extension through 2001.
- Sept. 13 – The Dolphins defeat the two-time defending Super Bowl champion Denver Broncos, 38-21, in a season-opening Monday night game at Mile High Stadium. The win was the 300th during the regular season in Dolphins history.
- Oct. 10 – The Dolphins set a franchise record by posting 25 fourth-quarter points, and in the process erase a pair of nine-point deficits to earn a 34-31 triumph over the Colts at the RCA Dome. Quarterback Dan Marino throws a pair of touchdowns in the final period, including a two-yard strike to Oronde Gadsden with 27 seconds to play, lifting Miami to victory. It marks the 35th time in Marino's career that he has led the Dolphins back from a fourth-quarter deficit for a win.
- Oct. 17 – Dan Marino completes an eight-yard pass to Tony Martin in the first quarter against the New England Patriots at Foxboro Stadium. The completion, the first and only one of the game for Marino, puts him over the 60,000-yard passing plateau for his career, the only quarterback in NFL history to attain that mark. Marino leaves the game following the next series with a shoulder injury, forcing him to miss the next five contests. Damon Huard relieves Marino with the Dolphins trailing 7-0. After his first attempt in picked off and returned for a touchdown by Ty Law, Huard goes on to complete 24 of 42 passes for 240 yards with two touchdowns in leading the Dolphins to a 31-30 victory. The game-winning points occur on a five-yard TD pass to Stanley Pritchett with 23 seconds remaining in the game. The Dolphins become the first team in NFL history to win back-to-back road games when trailing by seven or more points after the third quarter.
- Oct. 24 – Against Philadelphia on October 24 at Pro Player Stadium, Dan Marino sits out the first of five straight games with a shoulder injury. The Eagles games snaps a string of 46 straight games in which Marino had started, the third-longest current streak among NFL signal callers at the time. Prior to this game, the last time Marino missed a game was on October 20, 1996, also against the Eagles, at Veterans Stadium.
- Dec. 5 – Former wide receiver Nat Moore becomes the 12th member of the Dolphin Honor Roll during halftime ceremonies against the Indianapolis Colts at Pro Player Stadium.
- Dec. 12 – Kicker Olindo Mare accounts for two field goals against the Jets at Giants Stadium. His first field goal of the game, a 24-yarder, was his 32nd of the season, breaking Pete Stoyanovich's club single-season records of 31, which Stoyanovich had set in 1991.
- Dec. 21 – Cornerback Sam Madison, kicker Olindo Mare and linebacker Zach Thomas are named to the AFC Pro Bowl squad, the first selection for all three. Madison becomes the first cornerback in team history to be voted to the Pro Bowl squad.
- Dec. 27 – Kicker Olindo Mare boots a 37-yard field goal against the Jets in a Monday night game at Pro Player Stadium. The field goal was his 38th of the season, as he became the NFL's single-season field goal leader, surpassing John Kasay, who had amassed 37 field goals with Carolina in 1996.

2000

- Jan. 2 – In a 21-10 loss to the Washington Redskins at FedEx Field, Olindo Mare kicks a 39-yard field goal, his 39th and final of the 1999 season, extending his NFL record of most field goal made in a single season.
- Jan. 9 – The Dolphins defeat the Seattle Seahawks, 20-17, in an AFC First-Round Playoff game

- at the Kingdome, the final football game at the stadium. The win is Miami's first road playoff victory since they defeated the Pittsburgh Steelers in the 1972 AFC Championship Game at Three Rivers Stadium. Quarterback Dan Marino completes 17 of 30 passes for 196 yards with one touchdown and no interceptions in the victory, in which he guided a late drive that led to the game-winning touchdown with 4:48 remaining.
- Jan. 15 – The Dolphins drop a 62-7 decision to the Jacksonville Jaguars in an AFC Divisional Playoff game at ALLTEL Stadium. The contest would be the final one in the playing career of quarterback Dan Marino and coaching career of Jimmy Johnson.
 - Jan. 16 – Jimmy Johnson, the Dolphins' General Manager/Head Coach since 1996, retires. Dave Wannstedt, the team's Assistant Head Coach in 1999, is named Head Coach.
 - Jan. 24 – Jim Bates is named defensive coordinator, replacing George Hill. Clarence Brooks is named defensive line coach, replacing Cary Godette.
 - Feb. 1 – Chan Gailey, the Head Coach with the Dallas Cowboys from 1998-99, is named offensive coordinator, replacing Kippy Brown. Randy Shannon, a defensive assistant with the Dolphins from 1998-99, is promoted to linebackers coach.
 - Feb. 7 – Mike Shula, the offensive coordinator with the Tampa Bay Buccaneers from 1996-99, re-joins the Dolphins as quarterbacks coach, replacing Larry Seiple. Shula previously had served as an assistant on Miami's coaching staff from 1991-92. Judd Garrett is named as an offensive assistant, and Robert Nunn is named as a defensive assistant.
 - Feb. 10 – Quarterback Dan Marino, the Dolphins' first-round draft choice in 1983 and the NFL's all-time leading passer, voids the final two years of his contract, thus becoming a free agent.
 - Mar. 7 – The Dolphins sign 12-year veteran running back Thurman Thomas to a three-year contract as a free agent. Thomas, who played with Buffalo for each of the first 12 years of his career and was a member of four Bills Super Bowl teams, is the all-time leading rusher against the Dolphins.
 - Mar. 13 – Dan Marino announces his retirement from professional football.
 - Apr. 14 – The Dolphins unveil Dan Marino's permanent encased locker at the team's Nova Southeastern University training facility, the first of its kind in club history.
 - Apr. 28 – The Dave Wannstedt era officially begins as the Dolphins take the field for the first time in minicamp under the new Dolphins head coach.
 - May 3 – The Dolphins name Rick Spielman as Vice President-Player Personnel. Spielman had served as Director of Pro Personnel with the Chicago Bears since 1997.
 - June 12 – Huizenga Holdings, Inc., the private company that represents many of the non-publicly traded business interests of the Huizenga family, announces that it retained the investment banking firm of Morgan Stanley Dean Whitter to explore strategic alternatives regarding the financial structure of the Miami Dolphins and Pro Player Stadium. Alternatives include the potential of additional investors in the team and the stadium, as well as naming rights for the stadium.
 - Aug. 21 – The portion of N.W. 199 Street in front of Pro Player Stadium is re-named "Dan Marino Boulevard". The new address for the Dolphins' home becomes 2269 Dan Marino Boulevard.
 - Aug. 23 – More than 50,000 fans show up at Pro Player Stadium for the public tribute to Dan Marino. The night's festivities include appearances by the five other members of the famed quarterback "Class of '83" – John Elway, Jim Kelly, Todd Blackledge, Tony Eason and Ken O'Brien – as well as former Dolphins Head Coach Don Shula and former Steelers quarterback Terry Bradshaw. The band "Hootie and the Blowfish" provide the musical entertainment, while the four-hour event concludes with a gala fireworks display.
 - Sept. 3 – Jay Fiedler opens at quarterback in the Dolphins' season-opener against Seattle at Pro Player Stadium. Fiedler is the first quarterback to start on opening day for the Dolphins other than Dan Marino since 1983. Fiedler completes 15 of 24 passes for 134 yards with one touchdown and no interceptions in the Dolphins' 23-0 win, the third shutout victory on opening day in franchise history and the first since 1983.
 - Sept. 17 – The Dolphins defeat the eventual Super Bowl champion Baltimore Ravens, 19-6, in a game that was played through a steady rain at Pro Player Stadium. At halftime of the game, former quarterback Dan Marino has his jersey No. 13 retired, the second Dolphin ever to receive that honor. He also becomes the 13th member of the Dolphin Honor Roll.
 - Oct. 8 – For the first time since September 21, 1997 at Tampa Bay, the Dolphins wear their white jerseys with white pants in a 22-13 victory over Buffalo at Pro Player Stadium.
 - Oct. 23 – On a Monday night at the Meadowlands, the Dolphins hold a commanding 30-7 fourth-quarter lead over the New York Jets. The Jets, however, post 30 of the 37 points scored in the fourth quarter to send the game into overtime, where John Hall ended the four hour, ten minute epic with a 40-yard field goal, 6:47 into the extra period. It

was the largest comeback win ever against the Dolphins, while it also marked the longest game in the 31-year history of ABC Monday Night Football.

- Dec. 10 – In a 16-13 loss to Tampa Bay at Pro Player Stadium, running back Lamar Smith rushes for 79 yards and surpasses the 1,000-yard rushing plateau for the season. Smith becomes the first Dolphin to accomplish the feat since Karim Abdul-Jabbar in 1996 and the fifth player overall to do it.
- Dec. 24 – The Dolphins earn a 27-24 victory over the Patriots on Christmas Eve at Foxboro Stadium to claim the 16th AFC East title in club history and the first since 1994. Thirty-five minutes following the apparent conclusion of the game, both teams were summoned back onto the field after it was determined that three seconds still remained with the Patriots having the ball at their own 40. Michael Bishop's final pass attempt of the game fell incomplete at about the Dolphins' 25.
- Dec. 30 – The Dolphins erase a 14-0 third-quarter deficit by scoring 23 of the next 26 points en route to a 23-17 overtime win against the Colts in an AFC First-Round Playoff game at Pro Player Stadium. It marks the second-largest comeback win in Dolphins postseason annals. The winning points are scored on a 17-yard run by running back Lamar Smith with 3:34 to play in the first overtime. It caps a day in which Smith set an NFL playoff record with 40 rushing attempts. His 209 rushing yards is the second-highest figure in NFL playoff history and the most-ever by a Dolphin (regular season or postseason) at the time.

2001

- Jan. 6 – The Raiders defeat the Dolphins, 27-0, in a Divisional Playoff game in Oakland. It is the first time that Miami has been shutout in 38 postseason contests.
- Jan. 15 – Keith Armstrong is named special teams coach, replacing Mike Westhoff, and Tony Wise is hired as offensive line coach, replacing Paul Boudreau.
- Jan. 27 – Former linebacker Nick Buoniconti, who anchored Miami's "No-Name" defense, leading the Dolphins to two straight Super Bowl victories, becomes the eighth former Dolphin to be elected into the Pro Football Hall of Fame, and the first defensive player.
- Feb. 2 – Head Coach Dave Wannstedt signs a one-year contract extension through the 2003 season.
- Mar. 1 – Bob Sanders is named linebackers coach, replacing Randy Shannon, who became the defensive coordinator at the University of Miami.
- Apr. 30 – Offensive tackle Richmond Webb, the Dolphins first-round draft choice in 1990 and a seven-time Pro Bowl selection, officially ends his tenure with the Dolphins when he signs a three-year contract with the Cincinnati Bengals as an unrestricted free agent.
- May 9 – Vice President of Player Personnel Rick Spielman signs a one-year contract extension through the 2003 season. In addition, Ron Labadie is promoted to Director of College Scouting, after serving as the Dolphins' midwest scout since 1990. Tom Braatz, the team's Director of College Scouting since 1992, is named as a scout, and John Crea is named as the Dolphins' midwest area scout.
- June 4 – George Paton is named Director of Pro Personnel, replacing Tom Heckert, Jr., who was named Director of Player Personnel with the Philadelphia Eagles.
- Aug. 4 – Former linebacker Nick Buoniconti is inducted into the Pro Football Hall of Fame, the eighth Dolphin and first defensive player to earn that honor.
- Sept. 9 – The Dolphins record their tenth consecutive opening day victory with a 31-23 decision over the Tennessee Titans in Miami's first-ever visit to Nashville's Adelphia Coliseum. Among the Dolphins' four touchdowns on the night was a Zach Thomas 34-yard interception return for a touchdown, the fourth of his career, setting a new club all-time record.
- Sept. 13 – In the wake of the September 11 terrorist attacks, the NFL announces that it will cancel games for the weekend of September 16-17. The Dolphins game against the Buffalo Bills at Pro Player Stadium is re-scheduled for Sunday, January 6.
- Dec. 10 – The Dolphins earn a resounding 41-6 victory over the Indianapolis Colts on a Monday night at Pro Player Stadium, the last game that these two teams would play as AFC East opponents, prior to realignment in 2002. For the Dolphins, it was their 36th victory on Monday Night Football, as they surpassed San Francisco as the winningest team in MNF history.
- Dec. 16 – The Dolphins are handed a 21-0 shutout by the San Francisco 49ers at 3Com Park. Coupled with their 24-0 loss to the Jets at Pro Player Stadium on November 18, it marks just the third time in franchise history and the first time since 1970 that the Dolphins suffer two shutout losses in the same season.
- Dec. 22 – Playing their third game in 13 days, the Dolphins drop a 20-13 decision to the New

- Dec. 30 – England Patriots, in the last regular season game ever played at Foxboro Stadium. With a 21-14 win over Atlanta at Pro Player Stadium, the Dolphins clinch their fifth playoff appearance in a row, as they become the only NFL team to reach the postseason in each of the last five years, a span ranging from 1997-01.

2002

- Jan. 6 – In a game that was originally scheduled to be played on September 16, but cancelled because of terrorist attacks, the Dolphins clinch a home First-Round Playoff game with a 34-7 season ending win over Buffalo, just the fourth time in team history that the Dolphins have played a regular season game in the month of January. On the game's final play, Brock Marion picks off a Travis Brown pass and races 100 yards for a touchdown, as the Dolphins establish a club single-season record for interception returns for touchdowns (five) and defensive touchdowns (six).
- Jan. 28 – Bryan Wiedmeier is promoted to Executive Vice President and Chief Operating Officer and Rick Spielman is promoted to Senior Vice President – Football Operations/Player Personnel.
- Feb. 5 – The Dolphins name Norv Turner as their Assistant Head Coach/Offensive Coordinator, taking over from Chan Gailey, who had been named Head Coach at Georgia Tech. In addition to serving as Head Coach with the Washington Redskins from 1994-00, Turner also was the offensive coordinator with both Dallas (1991-93) and San Diego (2001).
- Feb. 13 – Head Coach Dave Wannstedt signs a one-year contract extension through the 2004 season.
- March 8 – The Dolphins acquire former Heisman Trophy winning running back Ricky Williams from the New Orleans Saints in exchange for a 2002 first-round draft choice and a conditional third-round pick in 2003. In addition, the teams swapped positions in the fourth round of the '02 draft.
- March 14 – The Dolphins and WQAM Radio sign a new two-year contract for the station to continue to serve as the team's flagship through 2003.
- March 26 – Howard David is named as the Dolphins' new play-by-play announcer. He joins Jim Mandich, who will continue to serve as the color analyst on the team's radio broadcasts on WQAM.
- June 5 – At the team's annual Kickoff Banquet, President Eddie Jones announces that former running back Larry Csonka will have his uniform jersey No. 39 retired during halftime ceremonies of the Dolphins' December 9 game against Chicago at Pro Player Stadium. Csonka will become the third player to receive this honor, joining QB Bob Griese (No. 12 on May 6, 1982) and QB Dan Marino (No. 13 on September 17, 2000).
- Sept. 8 – The Dolphins record their 11th consecutive opening day victory with a 49-21 decision over the Detroit Lions at Pro Player Stadium. Making his Dolphins debut, RB Ricky Williams rushes for 111 yards and two touchdowns on 20 carries, the fifth-highest rushing total by a player in his initial appearance as a Dolphin.
- Sept. 22 – The Dolphins snap an eight-game losing streak to the Jets with a convincing 30-3 win at Pro Player Stadium. The victory also marks the Dolphins' 17th straight at home during the regular season in the months of August/September. Ricky Williams rushes for 151 yards and a touchdown on 24 attempts, becoming the first player in team history to amass three straight 100-yard rushing games. Coupled with his 132-yard effort the previous week at Indianapolis, his two-game rushing total of 283 yards sets a new Dolphins record, surpassing the old mark of 273, which had been held by Bernie Parmalee since 1994. Williams will go on to break this two-game record three subsequent times during the course of the season.
- Oct. 13 – In their first of four prime-time appearances of the year, the Dolphins register a 24-22 win over the Denver Broncos in their first-ever visit to INVESCO Field at Mile High. Jason Elam's 55-yard field goal with 45 seconds to play gives Denver a 22-21 lead. Olindo Mare counters with a 53-yarder with six seconds remaining to lift the Dolphins to the victory. It marks the first time in NFL history that a kicker from each team has accounted for a field goal of 50 yards or longer with less than a minute to play in a game. Although he finished the game, quarterback Jay Fiedler sustains a fractured right thumb and misses the Dolphins' next five games and his next six starts. Wide receiver Oronde Gadsden, the team's leading receiver each of the previous two seasons (2000-01), suffers a wrist injury which sidelines him for the remainder of the year.
- Nov. 24 – Ricky Williams establishes a new club single-season standard with his sixth 100-yard rushing game of the season with a 143-yard, two-touchdown effort in a 30-3 victory over San Diego at Pro Player Stadium. He breaks the old mark of five, which was first set by Delvin Williams in 1978.
- Dec. 1 – In a 38-21 loss to the Bills in Buffalo, Ricky Williams further etches his name into the

Dolphins' record book when he rushes for 228 yards and two touchdowns on 27 carries. This single-game total surpasses the previous record of 209 yards, set by Lamar Smith in a 2000 First-Round Playoff victory over Indianapolis. In the process, Williams also surpasses Delvin Williams' club single-season record of 1,258 yards, achieved in 1978. In addition, with Williams overtaking the 1,200-yard rushing mark, the conditional third-round draft choice in 2003 that the Dolphins sent to the Saints in the trade for Williams on March 8, now becomes a second-round pick.

- Dec. 9 – In a 27-9 victory over the Chicago Bears in a Monday night game at Pro Player Stadium, Ricky Williams becomes just the third player (fourth time) in NFL history to amass back-to-back 200-yard rushing games, as he runs for 216 yards and two touchdowns on 31 carries. He joins Hall of Famers O.J. Simpson (1973, 1976) and Earl Campbell (1980) as the only players to achieve this feat. His two-game rushing total of 444 yards is the fourth-most in NFL annals, while his 587 yards over the three-game span is third-most in league history. In the process, he breaks his own club record with his fourth consecutive 100-yard rushing performance. It also represents his fourth straight game with a pair of rushing scores. His total for the game gives him 1,500 yards for the season, as the second-round draft choice that the Saints get from the Dolphins as part of the trade now becomes a first-rounder in '03. At halftime of the game, former FB Larry Csonka has his jersey No. 39 retired, just the third Dolphin ever to receive that honor, joining quarterbacks Bob Griese (No. 12) and Dan Marino (No. 13). The rest of the 1972 "Perfect Team" is honored during the halftime festivities as well, as part of the 30th anniversary celebration of the 17-0 club that captured the franchise's first Super Bowl title.
- Dec. 15 – The Dolphins defeat the eventual AFC champion Oakland Raiders, 23-17, at Pro Player Stadium, as Ricky Williams extends his club-record streak of consecutive 100-yard rushing games to five with 101 yards on 27 attempts. Defensive end Jason Taylor leads the defensive charge with three sacks as he sets a Dolphins record with a sack in seven straight games.
- Dec. 21 – The Dolphins fall to the Vikings, 20-17, at the Hubert H. Humphrey Metrodome on a Saturday afternoon. A win would have secured the AFC East title for the Dolphins over the weekend as New England is defeated by the Jets on Sunday. Jason Taylor is credited with 1.5 sacks as he ties Bill Stanfill's club single-season record for sacks with 18.5. He also extends his streak of consecutive games with a sack to eight. That streak will come to an end in the season finale the following week as he is shut out by the Patriots. Taylor's sack total leads the NFL in 2002, as he becomes the first Dolphin ever to achieve that feat.
- Dec. 29 – The Dolphins drop a 27-24 overtime decision to the Patriots in their first-ever visit to Gillette Stadium. The Patriots produce 11 points over the final 2:46 to send the game into overtime, where Adam Vinatieri's 35-yard field 2:03 into the extra period gives New England the victory. A win by the Dolphins would have given them the AFC East title. A win by the Jets over the Green Bay Packers later in the day makes the Jets the 2002 AFC East champions, thus eliminating the Dolphins from the playoffs for the first time since 1996. Ricky Williams rushes for 185 yards and two touchdowns on 31 attempts. His second score of the game occurs on a 14-yard run in the second quarter, his 16th rushing touchdown of the season as he establishes a new Dolphins single-season record for rushing touchdowns, surpassing the previous mark of 15 by Karim Abdul-Jabbar in 1997. Williams also finishes the year as the team's single-season leader for rushing yards (1,853), attempts (383), 100-yard rushing games (10) and total yards from scrimmage (2,216). His rushing total also leads the NFL, as he becomes the first Dolphin ever to earn that distinction.

2003

- Feb. 2 – Ricky Williams rushes for 56 yards and two touchdowns on 11 attempts, catches three passes for 18 yards while also forcing a fumble on special teams in the AFC's 45-20 victory over the NFC in the Pro Bowl in Honolulu. For his efforts, Williams is named the game's MVP, just the second Dolphin ever to win that honor, joining kicker Garo Yepremian who came away with the award in the 1974 game.
- Feb. 13 – The Dolphins name Glenn Pires as assistant defensive line coach, replacing Robert Nunn, who left to become defensive line coach with the Washington Redskins. Pires had spent the previous two seasons as linebackers coach with the Detroit Lions.
- March 28 – The Dolphins sign linebacker Zach Thomas to a five-year contract extension through the 2008 season.
- April 16 – The Dolphins acquire perennial All-Pro linebacker Junior Seau from the San Diego Chargers in exchange for a conditional 2004 draft choice.
- May 2 – Tom Braatz, a veteran of 38 seasons as an NFL front office executive, announces his retirement. Braatz had joined the Dolphins in 1992 as Director of College Scouting and spent his final two years with the club as a college scout. Chris Grier, the team's

- southeast college scout the past three years, is promoted to national scout.
- May 4 – Former Dolphin David Woodley (1980-83), an eighth-round draft choice in 1980 who started at quarterback for the Dolphins in Super Bowl XVII against Washington, passes away in his hometown of Shreveport, La.
 - May 9 – Quarterbacks Coach Mike Shula, who played quarterback at the University of Alabama from 1983-86, is introduced as the school's head coach.
 - June 9 – The Dolphins sign former Denver Broncos quarterback Brian Griese to a two-year contract. Griese is the son of former Dolphins quarterback, Bob, who played with the team from 1967-80 and led Miami to three Super Bowl appearances and two World Championships.
 - June 28 – At a press conference, it is announced that former wide receivers Mark Duper and Mark Clayton, popularly known as the "Marks Brothers", will be inducted into the Dolphin Honor Roll at halftime of a December 15 game against the Philadelphia Eagles at Pro Player Stadium.
 - Oct. 27 – The Dolphins record a 26-10 victory over the San Diego Chargers in a Monday night game at Sun Devil Stadium in Tempe, Arizona. The game originally was scheduled to be played at Qualcomm Stadium in San Diego, but was moved because of wildfires that devastated Southern California. After arriving in San Diego Sunday evening, the Dolphins boarded a flight to Phoenix the morning of the game, at approximately 11:00 a.m. (PT).
 - Nov. 23 – In a Sunday night game against Washington at Pro Player Stadium, the Dolphins don orange jerseys in a 24-23 win over the Redskins. It is the first time in franchise history that the Dolphins have worn a jersey color other than white or aqua.
 - Nov. 27 – The Dolphins improve their Thanksgiving Day record to 4-1 with a 40-21 victory over the Dallas Cowboys at Texas Stadium. The Dolphins wear their "throwback" jerseys, commemorating the 30th anniversary of the 1973 team that captured the club's second straight Super Bowl title.
 - Dec. 15 – At halftime of a 34-27 loss to Philadelphia at Pro Player Stadium, former wide receivers Mark Duper and Mark Clayton become the 14th and 15th members of the Dolphin Honor Roll.
 - Dec. 21 – In a 20-3 win over the Buffalo Bills at Ralph Wilson Stadium, DE Jason Taylor registers three sacks, and in the process becomes the Dolphins' all-time sack leader, surpassing Bill Stanfill, whose mark of 67.5 had stood since 1976.
 - Dec. 29 – Owner H. Wayne Huizenga announces that the Dolphins will restructure their football operations for the 2004 season, including the search for a General Manager who will be responsible for all personnel matters on both the professional and college levels, as well as the makeup of the Dolphins roster. Head Coach Dave Wannstedt is given a two-year contract extension through the 2006 season.

2004

- Jan. 12 – Rick Spielman is promoted to General Manager and Dan Marino is named Senior Vice President/Football Operations.
- Jan. 26 – Joel Collier is promoted to offensive coordinator from running backs coach. He takes over the spot which became vacant when Norv Turner was named Head Coach with the Oakland Raiders. Marc Trestman, who had been with the Raiders each of the previous three seasons, including the last two as offensive coordinator, is named assistant head coach/quarterbacks. Miami native Jerry Sullivan is appointed wide receivers coach after spending each of the previous three seasons with the Arizona Cardinals, including 2003 as the team's offensive coordinator.
- Feb. 2 – Bernie Parmalee is promoted to running backs coach from assistant special teams/offensive assistant, while Chris Foerster is named tight ends coach after handling that same position with the Indianapolis Colts each of the previous two seasons.
- Feb. 3 – Dan Marino resigns as Senior Vice President/Football Operations, saying, "I knew it would involve a significant lifestyle change but after further reflection, it became clear that those adjustments were ones that my family and I are not prepared to make at this time. As a result, I have decided that it would not be in the best interests of either my family or the Miami Dolphins to assume the role as the team's Senior Vice President of Football Operations."
- May 10 – Head Coach Dave Wannstedt announces several adjustments to the coaching staff for the 2004 season. Chris Foerster, who was hired earlier in the offseason to coach the team's tight ends, was named offensive coordinator. Joel Collier will return to coaching the running backs, a position that he had held since 1998. Bernie Parmalee, who had been named running backs coach in the offseason following two years as an offensive

- assistant, will tutor the Dolphins' tight ends. These changes were necessitated because of health-related reasons on the part of Collier.
- July 25 – Running back Ricky Williams informs the Miami Herald of his intention of retiring from professional football.
 - July 30 – On the day the Dolphins report for the 39th training camp in franchise history, the club places Ricky Williams on its Reserve/Did Not Report list.
 - Sept. 9 – Because of the threat of Hurricane Ivan, the Dolphins regular season opener against Tennessee is moved up one day, from September 12 to September 11, at Pro Player Stadium.
 - Sept. 26 – Kickoff for the Dolphins-Steelers game at Pro Player Stadium is moved from 1:00 p.m. to 8:30 p.m., one day after South Florida feels the effects of Hurricane Jeanne.
 - Oct. 10 – Kicker Olindo Mare aggravates a calf injury during pre-game warm-ups prior to a game against New England at Gillette Stadium. It thrusts return man Wes Welker into kicking duties. Not only did Welker perform his usual punt and kickoff return chores, but he also converted both a 29-yard field goal attempt and a PAT, and kicked off as well, becoming the first player in NFL history to do all five in the same game. Although the Dolphins lost, 24-10, Welker was named AFC Special Teams Player of the Week.
 - Nov. 9 – Dave Wannstedt steps aside as head coach. Defensive coordinator Jim Bates takes over on an interim basis.
 - Nov. 21 – In Jim Bates' first game as head coach, the Dolphins suffer a 24-17 loss at Seattle, dropping their record to 1-9, clinching the franchise's first losing season since 1988.
 - Nov. 28 – After spending the entire week in San Francisco preparing for their game against the 49ers, the Dolphins give Jim Bates his first win as an NFL head coach by virtue of their 24-17 victory at Monster Park.
 - Dec. 25 – In Orlando, Fla., LSU Head Coach Nick Saban announces that he will accept an offer to become the sixth head coach in Dolphins history.
 - Dec. 27 – Nick Saban signs a five-year contract to become head coach of the Dolphins.

2005

- Jan. 10 – Owner H. Wayne Huizenga announces major organizational and stadium changes through the creation of an innovative sports and entertainment company, Dolphins Enterprises, LLC. This company now will serve as an umbrella for all of the Huizenga sports and entertainment entities. In addition, Pro Player Stadium is re-named Dolphins Stadium. A three-phase improvement process to the stadium includes a remodeled club level and luxury suites, improved traffic flow, additional parking and state-of-art scoreboards. It ultimately will include retail shops, restaurants and entertainment areas, an office complex, hotel, a residential component and a Dolphins Hall of Fame.
- Jan. 10 – Derek Dooley, Will Muschamp and Bobby Williams, all of whom were on Nick Saban's staff at LSU in 2004, are named as assistants on the Dolphins' staff. Scott O'Brien, the special teams coach with Carolina the past six seasons, is named Coordinator of Football Operations. Jim Bates informs Nick Saban that he will not be returning to the Dolphins' coaching staff in 2005.
- Jan. 12 – Head Coach Nick Saban announces that secondary coach Mel Phillips and special teams coach Keith Armstrong will be retained on the coaching staff for 2005.
- Jan. 13 – Former Dallas Cowboys and NFL executive Joe Bailey is named Chief Executive Officer of Dolphins Enterprises, LLC.
- Jan. 19 – Former Minnesota Vikings offensive coordinator Scott Linehan is named to the same post with the Dolphins. George Edwards, Travis Jones and Dan Quinn all are named assistants on the defensive side of the ball.
- Jan. 25 – Charlie Baggett is named wide receivers coach and Hudson Houck is named offensive line coach. Baggett had held the same position with the Minnesota Vikings for the previous five seasons, while Houck had tutored the offensive line of the San Diego Chargers since 2002.
- Feb. 2 – Jason Garrett, who concluded his 12-year career as a player by spending the final six games of 2004 with the Dolphins, is named the team's quarterbacks coach.
- Feb. 5 – In his first year of eligibility, former quarterback Dan Marino is one of four elected into the Pro Football Hall of Fame, becoming the ninth former Dolphin to earn this honor.
- Feb. 14 – Tim Davis is named assistant offensive line coach and Bert Hill is named associate strength coach.
- March 1 – Richard Smith is named defensive coordinator. Smith had been the assistant head coach/linebackers with the Detroit Lions for the past two seasons. In addition,

Dolphins Head Coach Nick Saban announces the assignments of several coaches who had previously been hired to the staff; Derek Dooley-tight ends, George Edwards-linebackers, Travis Jones-assistant defensive line, Will Muschamp-assistant head coach/defense, Dan Quinn-defensive line, Bobby Williams-running backs. Among his responsibilities, Muschamp will work with the team's safeties and the nickel package.

- March 15 – The Dolphins enter into a multi-year partnership with 790 The Ticket, in which the station will serve as the team's flagship through at least the 2006 season.
- June 3 – General Manager Rick Spielman announces that he is leaving the organization.
- June 6 – The Dolphins announce the hiring of Randy Mueller as general manager.
- June 8 – The Dolphins waive/fail physical DT Tim Bowens, the team's first-round draft choice in 1994, paving the way for him to retire as a Dolphin. Bowens has been the last tie to the Don Shula-era. At the team's annual Awards Banquet, it is announced that the Leadership Award is renamed the "Don Shula Leadership Award." In addition, former team President Eddie Jones is named the first winner of the new "Winning Edge Award."

PLAYOFF HISTORY

1970 AFC PLAYOFF

RAIDERS 21, DOLPHINS 14
December 27, 1970

Oakland-Alameda County Coliseum
Oakland, CA

Oakland quarterback Daryle Lamonica unloaded an 82-yard touchdown pass to Rod Sherman with 9:34 left to play as Oakland spoiled the Dolphins' first appearance in the playoffs, 21-14, on a field oozing with mud. The Dolphins, who had won six consecutive games to finish the season 10-4 and gain a wild-card berth, took a 7-0 lead in the second quarter when Bob Griese fired a 16-yard strike to Paul Warfield in the end zone. Lamonica matched that TD with a 22-yard toss to Fred Biletnikoff only 1:50 before halftime. Raider right cornerback Willie Brown intercepted a wet and wobbly pass by Griese and fled 50 yards along the sideline for the tie-breaking TD. It came minutes after Jake Scott recovered an Oakland fumble at the Miami 10-yard line. The heave to Sherman was insurance. Only three plays earlier, Dolphin kicker Garo Yepremian missed a 24-yard field goal attempt for the second time in the game. Oakland's George Blanda also missed a 23-yarder.

MIAMI	0	7	0	7	–	14
OAKLAND	0	7	7	7	–	21

M – Warfield, 16 pass from Griese (Yepremian kick)	2/19	2- 3:31
O – Biletnikoff, 22 pass from Lamonica (Blanda kick)	8/62	2-13:10
O – Brown, 50 interception return (Blanda kick)		3-12:26
O – Sherman, 82 pass from Lamonica (Blanda kick)	3/80	4- 5:26
M – W. Richardson, 7 pass from Griese (Yepremian kick)	9/69	4-10:32

ATT. – 54,401

	Miami	Oakland
First Downs Total-Rush.-Pass.-Pen.	16-5-9-2	12-5-7-0
Total Yards-Plays-Average	242-63-3.5	301-52-5.8
Rushes-Yards-Average	33-118-3.6	36-114-3.2
Net Yards Passing-Times Thrown-Yards Lost	124-3-31	187-0-0
Passes Attempted-Completed-Intercepted	27-13-1	16-8-0
Punts/Number-Average	5-39.2	4-32.2
Penalties/Number-Yards	0-0	4-30
Fumbles/Number-Lost	2-0	4-2

INDIVIDUAL STATISTICS

RUSHING – Miami: Kiick 14-64; Morris 8-29; Csonka 10-23; Griese 1-2.

Oakland: Hubbard 18-58; Smith 9-37; Dixon 8-31; Banaszak 1-(-6).

PASSING – Miami: Griese 27-13-1, 155 yards, 2 TDs.

Oakland: Lamonica 16-8-0, 187 yards, 2 TDs.

RECEIVING – Miami: Warfield 4-62, 1 TD; Kiick 4-34; W. Richardson 2-30, 1 TD; Morris 2-15; Twilley 1-14.

Oakland: Biletnikoff 3-46, 1 TD; Chester 2-47; Sherman 1-82, 1 TD; Smith 1-9; Dixon 1-3.

INTERCEPTIONS – Miami: None.

Oakland: Brown 1-50, 1 TD.

SACKS – Miami: None.

Oakland: Hilton 1; Curtis 1; Miller 1.

MISSED FIELD GOALS – Miami: Yepremian 24(WR), 24(S).

Oakland: Blanda 23(S).

1971 AFC PLAYOFF

DOLPHINS 27, CHIEFS 24 (2 OTs)
December 25, 1971

Kansas City Municipal Stadium
Kansas City, MO

Gar0 Yepremian ended 82 minutes and 40 seconds of an epic struggle by booting a 37-yard field goal with 7:40 elapsed in the second overtime, lifting the Dolphins past Kansas City, 27-24, on Christmas Day. The Dolphins battled from behind three times to tie the AFC West champions, the third time on Bob Griese's five-yard pass to tight end Marv Fleming with 96 seconds remaining in regulation. Kansas City running back Ed Podolak, who amassed 350 yards of all-purpose running, returned the ensuing kickoff 78 yards to the Dolphin 22 where Curtis Johnson missed a desperation tackle. With 35 seconds on the clock, Jan Stenerud missed a 32-yard field-goal try. Stenerud had a 42-yarder blocked by Nick Buoniconti in the fifth quarter, and Yepremian was short with a 45-yard effort. But Larry Csonka crashed 29 yards to the Chiefs 36, and that put Yepremian, the NFL's scoring leader, in position to win it. Goal posts were on the goal line; in 1974 the uprights were moved to the end line.

MIAMI	0	10	7	7	0	3	-	27
KANSAS CITY	10	0	7	7	0	0	-	24

KC – FG Stenerud 24	9/40	1- 6:06
KC – Podolak, 7 pass from Dawson (Stenerud kick)	6/35	1-11:31
M – Csonka, 1 run (Yepremian kick)	9/80	2- 2:22
M – FG Yepremian 14	4/5	2-14:47
KC – Otis, 1 run (Stenerud kick)	14/75	3- 9:44
M – Kiick, 1 run (Yepremian kick)	8/71	3-14:00
KC – Podolak, 3 run (Stenerud kick)	6/91	4- 8:14
M – Fleming, 5 pass from Griese (Yepremian kick)	9/71	4-13:24
M – FG Yepremian 37	6/40 2nd OT-	7:40

ATT. – 45,822

	Miami	Kansas City
First Downs/Total-Rush.-Pass.-Pen.	22-6-14-2	23-13-10-0
Total Yards-Plays-Average	407-78-5.2	451-71-6.4
Rushes-Yards-Average	43-144-3.4	44-213-4.8
Net Yards Passing-Times Thrown-Yards Lost	263-0-0	238-1-8
Passes Attempted-Completed-Intercepted	35-20-2	26-18-2
Punts/Number-Average	6-40.0	2-51.0
Penalties/Number-Yards	5-26	6-44
Fumbles/Number-Lost	1-0	3-2

INDIVIDUAL STATISTICS

RUSHING – Miami: Csonka 24-86, 1 TD; Kiick 15-56, 1 TD; Griese 2-9; Warfield 2-(-7).

Kansas City: Hayes 22-100; Podolak 17-85, 1 TD; Wright 2-15; Otis 3-13, 1 TD.

PASSING – Miami: Griese 35-20-2, 263 yards, 1 TD.

Kansas City: Dawson 26-18-2, 246 yards, 1 TD.

RECEIVING – Miami: Warfield 7-140; Twilley 5-58; Fleming 4-37, 1 TD; Kiick 3-24; Mandich 1-4.

Kansas City: Podolak 8-110, 1 TD; Wright 3-104; Taylor 3-12; Hayes 3-6; Frazier 1-14.

INTERCEPTIONS – Miami: Scott 1-13; Johnson 1-0.

Kansas City: Lanier 1-7; Lynch 1-0.

SACKS – Miami: Fernandez 0.5; Heinz 0.5.

Kansas City: None.

MISSED FIELD GOALS – Miami: Yepremian 52(S).

Kansas City: Stenerud 29(WR), 31(WR), 42(B).

1971 AFC CHAMPIONSHIP

DOLPHINS 21, COLTS 0
January 2, 1972

Orange Bowl
Miami, FL

Three lightning plays and a persistent defense propelled the Dolphins into Super Bowl VI with a 21-0 rout of Baltimore before an all-time Orange Bowl record crowd of 78,939. Strong safety Dick Anderson intercepted a Johnny Unitas pass which was deflected by Curtis Johnson, and behind a wall of six open-field blocks, Anderson weaved 62 yards for a third-quarter touchdown. "My eyes were popping as I ran," Anderson said. "I've never seen so many people land on their heads." Before Anderson's convoy made it 14-0, the Dolphins staggered the defending Super Bowl champions when Bob Griese and Paul Warfield hooked up for a 75-yard TD pass. Warfield applied the clincher when he escaped 50 yards with a Griese pass, setting up a five-yard TD slam by fullback Larry Csonka. The Colts had not been held scoreless for 97 games over seven seasons. They were stopped at the Dolphin nine in the second quarter. Jim O'Brien missed two field-goal attempts and had another blocked by Lloyd Mumphord.

BALTIMORE	0	0	0	0	—	0
MIAMI	7	0	7	7	—	21

M — Warfield, 75 pass from Griese (Yepremian kick)	2/80	1- 8:21
M — Anderson, 62 interception return (Yepremian kick)		3-10:21
M — Csonka, 5 run (Yepremian kick)	6/74	4- 6:56

ATT. — 78,939

	Baltimore	Miami
First Downs Total-Rush.-Pass.-Pen.	16-6-10-0	13-8-4-1
Total Yards-Plays-Average	302-68-3.1	286-45-6.4
Rushes-Yards-Average	30-89-2.9	35-144-4.1
Net Yards Passing-Times Thrown-Yards Lost	213-2-11	142-2-16
Passes Attempted-Completed-Intercepted	36-20-3	8-4-1
Punts/Number-Average	3-45.3	6-42.7
Penalties/Number-Yards	1-5	2-27
Fumbles/Number-Lost	1-0	0-0

INDIVIDUAL STATISTICS

RUSHING — Miami: Kiick 18-66; Csonka 15-63, 1 TD; Griese 1-12; Morris 1-3.

Baltimore: McCauley 15-50; Nottingham 11-33; Nowatzke 2-5; Unitas 2-1.

PASSING — Miami: Griese 8-4-1, 158 yards, 1 TD.

Baltimore: Unitas 36-20-3 224 yards, 0 TDs.

RECEIVING — Miami: Warfield 2-125, 1 TD; Twilley 2-33.

Baltimore: Hinton 6-98; Nottingham 4-26; Perkins 3-19; Havrilak 2-31; McCauley 2-24; Mitchell 1-14; Mackey 1-6; Matte 1-6.

INTERCEPTIONS — Miami: Anderson 1-62, 1 TD; Kolen 1-11; Scott 1-0.

Baltimore: Logan 1-0.

SACKS — Miami: Heinz 2.

Baltimore: Smith 1; M. Curtis 1.

MISSED FIELD GOALS — Miami: None.

Baltimore: O'Brien 46(WR), 48(S), 35(B).

SUPER BOWL VI

COWBOYS 24, DOLPHINS 3

January 16, 1972

Tulane Stadium

New Orleans, LA

A 252-yard rushing attack and sharp passing by Roger Staubach spurred the Dallas Cowboys to a 24-3 victory over the Dolphins at Tulane Stadium. Duane Thomas pranced 95 yards on 19 carries, fullback Walt Garrison added 74 yards on 14 carries and Staubach passed twice for touchdowns to Lance Alworth and Mike Ditka. Staubach, who was sacked twice in the first quarter, bounced back to complete 12 of 19 passes, and he scrambled from the Dolphin pass rush five times. The Dolphins were frustrated all day; in the first quarter, Larry Csonka lost a fumble and Bob Griese was chased by tackle Bob Lilly for a 29-yard loss. Griese also fumbled away a snap at the Dallas 16 in the fourth period. Although it was an intriguing 10-3 at halftime, the Cowboys marched 71 yards in eight plays after the kickoff, and Thomas swept three yards for the TD.

DALLAS	3	7	7	7	—	24
MIAMI	0	3	0	0	—	3

D — Alworth, 7 pass from Staubach (Clark kick)	10/76	2-13:45
M — FG Yepremian 31	5/44	2-14:56
D — D. Thomas, 3 run (Clark Kick)	8/71	3- 5:17
D — Ditka, 7 pass from Staubach (Clark kick)	3/9	4- 3:18

ATT. — 80,591

	Dallas	Miami
First Downs Total-Rush.-Pass.-Pen.	23-15-8-0	10-3-7-0
Total Yards-Plays-Average	352-69-5.1	185-44-4.2
Rushes-Yards-Average	48-252-5.3	20-80-4.0
Net Yards Passing-Times Thrown-Yards Lost	100-2-19	105-1-29
Passes Attempted-Completed-Intercepted	19-12-0	23-12-1
Punts/Number-Average	5-37.2	5-40.0
Penalties/Number-Yards	3-15	0-0
Fumbles/Number-Lost	1-1	2-2

INDIVIDUAL STATISTICS

RUSHING — Miami: Csonka 9-40; Kiick 10-40; Griese 1-0.

Dallas: Thomas 19-95, 1 TD; Garrison 14-74; Hill 7-25; Staubach 5-18; Ditka 1-17; Hayes 1-16; Reeves 1-7.

PASSING — Miami: Griese 23-12-1, 134 yards, 0 TDs.

Dallas: Staubach 19-12-0, 119 yards, 2 TDs.

534 • Playoff History

RECEIVING – Miami: Warfield 4-39; Kiick 3-21; Csonka 2-18; Fleming 1-27; Twilley 1-20; Mandich 1-9.

Dallas: Thomas 3-17; Alworth 2-28, 1 TD; Ditka 2-28, 1 TD; Hayes 2-23; Garrison 2-11; Hill 1-12.

INTERCEPTIONS – Miami: None

Dallas: Howley 1-14.

SACKS – Miami: Fernandez 1; Riley 1.

Dallas: Lilly 1.

MISSED FIELD GOALS – Miami: Yepremian 49(S).

Dallas: None.

1972 AFC PLAYOFF

DOLPHINS 20, BROWNS 14
December 24, 1972

Orange Bowl
Miami, FL

On the ropes in the fourth quarter after an unprecedented 14 victories, the Dolphins responded to a poised Earl Morrall and drove 80 yards for a touchdown with 4:56 to play for a 20-14 victory over the Cleveland Browns. Morrall, the NFL's leading passer after replacing the injured Bob Griese 10 weeks earlier, had completed only four passes for 38 yards. But he threw 15 and 35 yards to Paul Warfield, reaching the Browns 20, and a pass interference call against linebacker Billy Andrews put the ball at the eight. Halfback Jim Kiick then bulled eight yards up the middle on a trap for the winning points. The triumph was sealed with a minute to play when Dolphin linebacker Doug Swift intercepted Cleveland QB Mike Phipps at the Dolphin 20. Despite stealing five of Phipps' passes, the Dolphins were stung by a 27-yard TD pass to Fair Hooker and trailed 14-13 with 8:11 to play.

CLEVELAND	0	0	7	7	–	14
MIAMI	10	0	0	10	–	20

M – Babb, 5 recovery of blocked punt (Yepremian kick)		1- 5:28
M – FG Yepremian 40	11/51	1-12:30
C – Phipps, 5 run (Cockroft kick)	5/44	3- 7:22
M – FG Yepremian 46	8/32	4- 1:28
C – Hooker, 27 pass from Phipps (Cockroft kick)	11/90	4- 6:49
M – Kiick, 8 run (Yepremian kick)	6/80	4-10:06

ATT. – 78,196

	Cleveland	Miami
First Downs Total-Rush.-Pass.-Pen.	15-9-6-0	17-11-4-2
Total Yards-Plays-Average	283-57-5.0	272-64-4.3
Rushes-Yards-Average	32-165-5.2	47-198-4.2
Net Yards Passing-Times Thrown-Yards Lost	118-2-13	74-4-14
Passes Attempted-Completed-Intercepted	23-9-5	13-6-0
Punts/Number-Average	6-34.7	5-42.0
Penalties/Number-Yards	3-25	3-25
Fumbles/Number-Lost	2-0	2-2

INDIVIDUAL STATISTICS

RUSHING – Miami: Morris 15-72; Kiick 14-50, 1 TD; Warfield 2-41; Csonka 12-32; Morrall 4-3.

Cleveland: Scott 16-94; Phipps 8-47, 1 TD; Brown 4-13; Kelly 4-11.

PASSING – Miami: Morrall 13-6-0, 88 yards, 0 TDs.

Cleveland: Phipps 23-9-5, 131 yards, 1 TD.

RECEIVING – Miami: Twilley 3-33; Warfield 2-50; Kiick 1-5.

Cleveland: B. Scott 4-30; Hooker 3-53, 1 TD; Kelly 1-27; Morin 1-21.

INTERCEPTIONS – Miami: Swift 2-12; Anderson 2-12; Johnson 1-33.

Cleveland: None.

SACKS – Miami: Fernandez 1; Stanfill 1.

Cleveland: Roman 2; Sherk 1; Johnson 1.

MISSED FIELD GOAL – Miami: Yepremian 46(S), 53(S).

Cleveland: None.

1972 AFC CHAMPIONSHIP

DOLPHINS 21, STEELERS 17
December 31, 1972

Three Rivers Stadium
Pittsburgh, PA

Quarterback Bob Griese, playing 11 weeks after he had broken his right leg, ignited a third-quarter touchdown drive with a 52-yard pass to Paul Warfield, and the Dolphins overtook the Pittsburgh Steelers, 21-17, in unusually warm 63-degree weather. Griese was given the nod in the second half after Earl Morrall had flipped a nine-yard touchdown pass to Larry Csonka for a 7-7 halftime deadlock. Punter Larry Seiple broke loose on a daring 37-yard run on fourth down to set up that TD. Trailing 10-7, Griese directed TD drives of 80 and 49 yards with Jim Kiick blasting two and three yards for the scores. Steeler quarterback Terry Bradshaw, who closed the gap with four straight completions on a 71-yard TD drive, was intercepted by Nick Buoniconti at midfield with 2½ minutes to play. In addition to Seiple's dash, the Dolphins converted fourth-down situations on both Griese-

led drives.

MIAMI	0	7	7	7	-	21
PITTSBURGH	7	0	3	7	-	17

P	Mullins, recovery of Bradshaw fumble (Gerela kick)	10/48	1-10:45
M	Csonka, 9 pass from Morrall (Yepremian kick)	9/80	2- 3:03
P	FG Gerela 14	9/73	3- 4:04
M	Kiick, 2 run (Yepremian kick)	11/80	3-11:39
M	Kiick, 3 run (Yepremian kick)	11/49	4- 7:35
P	Young, 12 pass from Bradshaw (Gerela kick)	4/71	4- 9:39

ATT. – 50,350

	Miami	Pittsburgh
First Downs Total-Rush.-Pass.-Pen.	19-11-6-2	13-6-6-1
Total Yards-Plays-Average	314-65-4.8	250-48-5.2
Rushes-Yards-Average	49-193-3.9	26-128-4.9
Net Yards Passing-Times Thrown-Yards Lost	121-0-0	122-2-15
Passes Attempted-Completed-Intercepted	16-10-1	20-10-2
Punts/Number-Average	4-35.5	4-51.3
Penalties/Number-Yards	2-19	4-30
Fumbles/Number-Lost	0-0	2-0

INDIVIDUAL STATISTICS

RUSHING	Miami: Morris 16-76; Csonka 24-68; Seiple 1-37; Kiick 8-12, 2 TDs. Pittsburgh: Harris 16-76; Fuqua 8-47; Bradshaw 2-5.
PASSING	Miami: Morrall 11-7-1, 51 yards, 1 TD; Griese 5-3-0, 70 yards, 0 TDs. Pittsburgh: Bradshaw 10-5-2, 80 yards, 1 TD; Hanratty 10-5-0, 57 yards, 0 TDs.
RECEIVING	Miami: Fleming 5-50; Warfield 2-63; Csonka 1-9, 1 TD; Mandich 1-5; Morris 1-(-6). Pittsburgh: Young 4-54, 1 TD; Shanklin 2-49; Harris 2-3; McMakin 1-22; Brown 1-9.
INTERCEPTIONS	Miami: Buoniconti 1-6; Kolen 1-5. Pittsburgh: Edwards 1-28.
SACKS	Miami: Stanfill 1-5; Den Herder 0.5. Pittsburgh: None.
MISSED FIELD GOALS	Miami: None. Pittsburgh: Gerela 48(B).

SUPER BOWL VII

DOLPHINS 14, REDSKINS 7
January 14, 1973

Memorial Coliseum
Los Angeles, CA

"This is the ultimate," Coach Don Shula said quietly after his unbeaten Dolphins dominated the Washington Redskins, 14-7, to cap a perfect season. It was Shula's first Super Bowl triumph in three tries. A record Super Bowl paid crowd of 90,182 saw the Dolphins surge to a 14-0 halftime lead even as one touchdown was nullified by an offside penalty. Miami intercepted three of Bill Kilmer's passes, and Manny Fernandez scuttled the Redskin running game with 17 tackles. An original Dolphin, Howard Twilley, eluded cornerback Pat Fischer to snare a 28-yard touchdown pass from Bob Griese in the first quarter. Griese's 57-yard TD bomb to Paul Warfield was erased by the penalty, but a 32-yard interception return by linebacker Nick Buoniconti set up the Dolphins' second score. Safety Jake Scott thwarted Kilmer with an end zone interception and 55-yard runback. The Redskins finally scored on a bizarre 49-yard fumble recovery by Mike Bass after a blocked field goal and attempted pass by kicker Garo Yepremian. Scott was named MVP.

MIAMI	7	7	0	0	-	14
WASHINGTON	0	0	0	7	-	7

M	Twilley, 28 pass from Griese (Yepremian kick)	6/63	1-14:59
M	Kiick, 1 run (Yepremian kick)	5/27	2-14:42
W	Bass, 49 fumble recovery (Knight kick)		4-12:53

ATT. – 85,462

	Miami	Washington
First Downs Total-Rush.-Pass.-Pen.	12-7-5-0	16-9-7-0
Total Yards-Plays-Average	253-50-5.1	228-66-3.5
Rushes-Yards-Average	37-184-5.0	36-141-3.9
Net Yards Passing-Times Thrown-Yards Lost	69-2-19	87-2-17
Passes Attempted-Completed-Intercepted	11-8-1	28-14-3
Punts/Number-Average	7-43.0	5-31.2
Penalties/Number-Yards	3-35	3-25
Fumbles/Number-Lost	2-1	1-0

INDIVIDUAL STATISTICS

RUSHING – Miami: Csonka 15-112; Kiick 12-38, 1 TD; Morris 10-34.

Washington: Brown 22-72; Harraway 10-37; Kilmer 2-18; C.Taylor 1-8; Smith 1-6.

PASSING – Miami: Griese 11-8-1, 88 yards, 1 TD.

Washington: Kilmer 28-14-3, 104 yards, 0 TDs.

RECEIVING – Miami: Warfield 3-36; Kiick 2-6; Twilley 1-28, 1 TD; Mandich 1-19; Csonka 1-(-1).

Washington: Jefferson 5-50; Brown 5-26; C.Taylor 2-20; Smith 1-11; Harraway 1-(-3).

INTERCEPTIONS – Miami: Scott 2-63; Buoniconti 1-32.

Washington: Owens 1-0.

SACKS – Miami: Fernandez 1; Stanfill 1.

Washington: Talbert 1; Biggs 1.

MISSED FIELD GOALS – Miami: Yepremian 42(B).

Washington: Knight 32 (WR).

1973 AFC PLAYOFF

DOLPHINS 34, BENGALS 16
December 23, 1973

Orange Bowl
Miami, FL

A defense which had allowed only 15 touchdowns all season kept the Cincinnati Bengals out of the end zone while the Dolphins hammered 241 yards on the ground for a convincing 34-16 victory. Mercury Morris scooted 106 yards on 20 carries and Bob Griese completed 11 of 18 passes, including TDs of 13 yards to Paul Warfield and seven yards to Jim Mandich. Garo Yepremian converted long field goals of 50 and 46 yards in the second half to widen the winning margin. The Dolphins led 21-3 when a lapse just before halftime gave life to the Bengals. Safety Neal Craig intercepted Griese and returned it 45 yards for a score, and Horst Muhlmann booted field goals of 46 and 12 yards – the second coming after Morris fumbled a kickoff – to make it 21-16.

CINCINNATI	3	13	0	0	–	16
MIAMI	14	7	10	3	–	34

M – Warfield, 13 pass from Griese (Yepremian kick)	10/80	1- 5:23
C – FG Muhlmann 24	10/55	1- 9:22
M – Csonka, 1 run (Yepremian kick)	12/80	1-14:39
M – Morris, 4 run (Yepremian kick)	7/75	2- 7:23
C – Craig, 45 interception return (Muhlmann kick)		2-11:34
C – FG Muhlmann 46	6/29	2-14:52
C – FG Muhlmann 12	1/0	2-14:56
M – Mandich, 7 pass from Griese (Yepremian kick)	7/72	3- 5:18
M – FG Yepremian 50	7/16	3-10:12
M – FG Yepremian 46	8/32	4- 3:40

ATT. – 75,770

	Cincinnati	Miami
First Downs Total-Rush.-Pass.-Pen.	11-5-6-0	27-18-9-0
Total Yards-Plays-Average	194-50-3.9	400-71-5.6
Rushes-Yards-Average	20-97-4.9	52-241-4.6
Net Yards Passing-Times Thrown-Yards Lost	97-3-16	159-0-0
Passes Attempted-Completed-Intercepted	27-14-1	19-11-2
Punts/Number-Average	7-36.3	2-49.0
Penalties/Number-Yards	2-19	1-5
Fumbles/Number-Lost	0-0	2-1

INDIVIDUAL STATISTICS

RUSHING – Miami: Morris 20-106, 1 TD; Csonka 20-71, 1 TD; Kiick 10-51; Leigh 1-8; Nottingham 1-5.

Cincinnati: Clark 7-40; Anderson 3-26; Johnson 2-17; Elliot 7-15; Curtis 1-(-1).

PASSING – Miami: Griese 18-11-1, 159 yards, 2 TDs; Briscoe 1-0-1, 0 yards, 0 TDs.

Cincinnati: Anderson 27-14-1, 113 yards, 0 TDs.

RECEIVING – Miami: Warfield 4-95, 1 TD; Mandich 3-28, 1 TD; Kiick 3-19; Briscoe 1-17.

Cincinnati: Elliott 9-53; Joiner 2-33; Clark 2-18; Curtis 1-9.

INTERCEPTIONS – Miami: Anderson 1-19.

Cincinnati: Craig 1-45, 1 TD; Casanova 1-0.

SACKS – Miami: Matheson 2; Stanfill 1.

Cincinnati: None.

MISSED FIELD GOALS – Miami: None.

Cincinnati: None.

1973 AFC CHAMPIONSHIP

DOLPHINS 27, RAIDERS 10
December 30, 1973

Orange Bowl
Miami, FL

A relentless running attack with Larry Csonka and Mercury Morris accounting for 203 of the 266 yards powered the Dolphins to a 27-10 triumph over the Oakland Raiders for a third straight American Conference title. Csonka, a 237-pound battering ram who had his third consecutive 1,000-yard season, scored three touchdowns with his 117 yards on 29 carries. The Dolphins covered 64 and 63 yards exclusively on the ground for a 14-0 halftime lead. Then as the Raiders battled within 17-10, Bob Griese directed ground assaults of 63 yards, culminating in a field goal, and 40 yards, ending in Csonka's third TD. Defensively, safety Dick Anderson forced a fourth-down fumble by Marv Hubbard at midfield, and the Dolphins took possession with a 20-10 lead and six minutes to play. Oakland had stopped Miami's 18-game winning streak, 12-7, three months earlier.

OAKLAND	0	0	10	0	-	10
MIAMI	7	7	3	10	-	27

M - Csonka, 11 run (Yepremian kick)	8/64	1- 5:13
M - Csonka, 2 run (Yepremian kick)	15/63	2-14:43
O - FG Blanda 21	11/63	3- 5:11
M - FG Yepremian 42	3/8	3- 7:33
O - Siani, 25 pass from Stabler (Blanda kick)	10/79	3-12:22
M - FG Yepremian 26	11/63	4- 5:18
M - Csonka, 2 run (Yepremian kick)	10/42	4-13:11

ATT. - 75,105

	Oakland	Miami
First Downs Total-Rush.-Pass.-Pen.	15-4-9-2	21-18-2-1
Total Yards-Plays-Average	236-49-4.8	292-60-4.9
Rushes-Yards-Average	26-107-4.1	53-266-5.0
Net Yards Passing-Times Thrown-Yards Lost	129-0-0	26-1-8
Passes Attempted-Completed-Intercepted	23-15-1	6-3-1
Punts/Number-Average	2-51.0	1-39.0
Penalties/Number-Yards	3-35	3-26
Fumbles/Number-Lost	1-0	1-0

INDIVIDUAL STATISTICS

RUSHING - Miami: Csonka 29-117, 3 TDs; Morris 14-86; Griese 3-39; Kiick 6-12; Nottingham 1-12. Oakland: Hubbard 10-54; C. Smith 10-35; Davis 4-15; Banaszak 2-3.

PASSING - Miami: Griese 6-3-1, 34 yards, 0 TDs. Oakland: Stabler 23-15-1, 129 yards, 1 TD.

RECEIVING - Miami: Warfield 1-27; Briscoe 1-6; Kiick 1-1.

Oakland: C.Smith 5-43; Siani 3-45, 1 TD; Biletchnikoff 2-15; Hubbard 2-11; Moore 2-9; Davis 1-6.

INTERCEPTIONS - Miami: Matheson 1-29.

Oakland: Brown 1-0.

SACKS - Miami: None.

Oakland: Sistrunk 1.

MISSED FIELD GOALS - Miami: None.

Oakland: Blanda 41(WL).

SUPER BOWL VIII

DOLPHINS 24, VIKINGS 7
January 13, 1974

Rice Stadium
Houston, TX

Winning for the 32nd time in 34 games, the Dolphins repeated as Super Bowl champions and proved themselves "Best Ever" with a 24-7 rout of the Minnesota Vikings at Rice Stadium. There was no doubt from the beginning. The Dolphins swept 62 yards in 10 plays with the opening kickoff, scoring on Larry Csonka's five-yard smash. Minnesota punted, and the onslaught resumed with a 56-yard, 10-play Dolphin drive capped by Jim Kiick's one-yard plunge. It was 17-0 before the Vikings crossed their 40, and a fourth-down fumble by Minnesota's Oscar Reed was recovered by safety Jake Scott at the Dolphin six-yard line. A brilliant, diving catch by Paul Warfield netted 27 yards on a third-quarter TD drive that hiked the score to 24-0. Csonka finished with his best-ever total of 145 yards on 33 carries. The Dolphins rushed for 703 yards and outscored opponents 85-33 in the three-game playoff blitz. Csonka's yardage was a Super Bowl record and he was named MVP.

MINNESOTA	0	0	0	7	-	7
MIAMI	14	3	7	0	-	24

MI - Csonka, 5 run (Yepremian kick)	10/62	1- 9:33
--	-------	---------

538 • Playoff History

MI – Kiick, 1 run (Yepremian kick)	10/56	1-13:38
MI – FG Yepremian 28	7/44	2- 8:58
MI – Csonka, 2 run (Yepremian kick)	7/43	3- 6:16
MN – Tarkenton, 4 run (Cox kick)	10/57	4- 1:35

ATT. – 68,142

	Minnesota	Miami
First Downs Total-Rush.-Pass.-Pen.	14-5-8-1	21-13-4-4
Total Yards-Plays-Average	238-54-4.4	259-61-4.2
Rushes-Yards-Average	24-72-3.0	53-196-3.7
Net Yards Passing-Times Thrown-Yards Lost	166-2-16	63-1-10
Passes Attempted-Completed-Intercepted	28-18-1	7-6-0
Punts/Number-Average	5-42.2	3-39.6
Penalties/Number-Yards	7-65	1-4
Fumbles/Number-Lost	2-1	0

INDIVIDUAL STATISTICS

RUSHING – Miami: Csonka 33-145, 2 TDs; Morris 11-34; Kiick 7-10, 1 TD; Griese 2-7.

Minnesota: Reed 11-32; Foreman 7-18; Tarkenton 4-17, 1 TD; Marinaro 1-3; B. Brown 1-2.

PASSING – Miami: Griese 7-6-0, 73 yards, 0 TDs.

Minnesota: Tarkenton 28-18-1, 182 yards, 0 TDs.

RECEIVING – Miami: Warfield 2-33; Mandich 2-21; Briscoe 2-19.

Minnesota: Foreman 5-27; Gilliam 4-44; Voight 3-46; Marinaro 2-39; B. Brown 1-9; Kingsriter 1-9; Lash 1-9; Reed 1-(-1).

INTERCEPTIONS – Miami: Johnson 1-10.

Minnesota: None.

SACKS – Miami: Fernandez 1; Den Herder 1.

Minnesota: Paige 1.

MISSED FIELD GOALS – Miami: None.

Minnesota: None.

1974 AFC PLAYOFF

RAIDERS 28, DOLPHINS 26
December 21, 1974

Oakland-Alameda County Coliseum
Oakland, CA

Oakland quarterback Ken Stabler, falling in the clutches of Vern Den Herder, unloaded a wobbly eight-yard pass that Clarence Davis wrestled from three defenders in the end zone, and the Raiders scored a stunning 28-26 victory over the defending champion Dolphins. Stabler, who had spent the last of his timeouts, appeared to have thrown an interception. But running back Davis clutched the football when bodies were untangled with 26 seconds remaining. It was the fourth TD pass for lefthander Stabler and his second "freak" score. Four minutes earlier Cliff Branch fell while catching a pass at the Dolphin 27, but defender Henry Stuckey also slipped, and Branch got up and escaped for a 72-yard TD. The Dolphins, trailing by two points, went ahead with 2:08 remaining as rookie Benny Malone broke two tackles on a 23-yard touchdown run along the sideline.

MIAMI	7	3	6	10	-	26
OAKLAND	0	7	7	14	-	28

M – N. Moore, 89 kickoff return (Yepremian kick)		1- 0:15
O – C. Smith, 31 pass from Stabler (Blanda kick)	7/78	2- 7:21
M – FG Yepremian 3	11/47	2-13:59
O – Biletnikoff, 13 pass from Stabler (Blanda kick)	9/60	3- 6:55
M – Warfield, 16 pass from Griese (kick failed)	5/65	3- 8:22
M – FG Yepremian 46	8/53	4- 3:10
O – Branch, 72 pass from Stabler (Blanda kick)	2/83	4-10:23
M – Malone, 23 run (Yepremian kick)	4/68	4-12:52
O – Davis, 8 pass from Stabler (Blanda kick)	8/68	4-14:34

ATT. – 52,817

	Miami	Oakland
First Downs/Total-Rush.-Pass.-Pen.	18-10-6-2	19-8-11-0
Total Yards-Plays-Average	294-57-5.2	411-64-6.4
Rushes-Yards-Average	41-213-5.2	32-135-4.2
Net Yards Passing-Times Thrown-Yards Lost	81-2-20	276-2-17
Passes Attempted-Completed-Intercepted	14-7-1	30-20-1
Punts/Number-Average	6-33.2	7-42.7
Penalties/Number-Yards	3-15	3-59
Fumbles/Number-Lost	0-0	0-0

INDIVIDUAL STATISTICS

RUSHING – Miami: Csonka 24-114; Malone 14-83, 1 TD; Griese 2-14; Kiick 1-2.

Oakland: Davis 12-59; Hubbard 14-55; Banaszak 3-14; Stabler 3-7.

PASSING – Miami: Griese 14-7-1, 101 yards, 1 TD.

Oakland: Stabler 30-20-1, 293 yards, 4 TDs.

RECEIVING – Miami: Warfield 3-47, 1 TD; N. Moore 2-40; Nottingham 1-9; Kiick 1-5.

Oakland: Biletnikoff 8-122, 1 TD; Branch 3-84, 1 TD; Moore 3-22; C. Smith 2-35, 1 TD; C. Davis 2-16, 1 TD; Hubbard 1-9; Pitts 1-5.

INTERCEPTIONS – Miami: Anderson 1-14.

Oakland: Villapiano 1-5.

SACKS – Miami: Den Herder 1; Fernandez 1.

Oakland: Sistrunk 1; Jones 1.

MISSED FIELD GOALS – Miami: None.

Oakland: None.

1978 AFC WILD-CARD PLAYOFF

OILERS 17, DOLPHINS 9
December 24, 1978

Orange Bowl
Miami, FL

The Houston Oilers amassed a 455-209 margin in total yardage, and aided by five Dolphin turnovers, gained a 17-9 victory in a battle of AFC wild-card entries at the Orange Bowl. Toni Fritsch kicked a 35-yard field goal with 7:25 remaining to snap a 7-7 tie that existed since the first quarter. An interception by linebacker Greg Bingham led to a clinching 50-yard touchdown drive capped by Earl Campbell's one-yard dive with 1:55 to go. Campbell, the NFL rushing leader with 1,450 yards as a rookie, had been checked for only 16 yards on 13 carries in the first half. Dolphin quarterback Bob Griese, playing with very sore ribs, connected with tight end Andre Tillman for a 13-yard TD after Earnie Rhone had recovered a fumbled punt at the Houston 21. But Griese completed only 13 of 28 passes. Twice the Dolphins lost the ball inside the Oiler 10-yard line when the game was tied. Houston's Dan Pastorini wore a flak jacket to protect three broken ribs, and he passed for 261 of his 306-yard total in the first half.

HOUSTON	7	0	0	10	-	17
MIAMI	7	0	0	2	-	9

M – Tillman, 13 pass from Griese (Yepremian kick)	2/21	1- 9:58
H – Wilson, 13 pass from Pastorini (Fritsch kick)	10/71	1-14:57
H – FG Fritsch 35	10/53	4- 7:35
H – Campbell, 1 run (Fritsch kick)	10/50	4-13:05
M – Safety, Pastorini runs out of end zone		4-14:49

ATT. – 70,036

	Houston	Miami
First Downs/Total-Rush.-Pass.-Pen.	23-9-14-0	14-6-7-1
Total Yards-Plays-Average	455-77-5.9	209-57-3.7
Rushes-Yards-Average	45-165-3.7	25-91-3.6
Net Yards Passing-Times Thrown-Yards Lost	290-2-16	118-2-19
Passes Attempted-completed-Intercepted	30-20-0	30-12-3
Punts/Number-Average	5-44.0	5-48.6
Penalties/Number-Yards	5-37	1-5
Fumbles/Number-Lost	3-1	2-2

INDIVIDUAL STATISTICS

RUSHING – Miami: L. Harris 9-43; Williams 13-41; N. Moore 1-7; Bulaich 2-0.

Houston: Campbell 26-84, 1 TD; Wilson 14-76; Poole 1-12; Coleman 1-2; Pastorini 3-(-9).

PASSING – Miami: Griese 28-11-2, 114 yards, 1 TD; Strock 2-1-1, 23 yards, 0 TDs.

Houston: Pastorini 29-20-0, 306 yards, 1 TD; Barber 1-0-0, 0 yards, 0 TDs.

RECEIVING – Miami: D. Harris 4-42; N. Moore 2-28; Tillman 2-24, 1 TD; Bulaich 2-14; L. Harris 1-21; Williams 1-8.

Houston: Burrough 6-103; Wilson 5-40, 1 TD; Barber 4-112; Woods 2-22; Campbell 1-13; Caster 1-11; Coleman 1-5.

INTERCEPTIONS – Miami: None.

Houston: Bingham 1-4, Reinfeldt 1-0, Sternrick 1-0.

SACKS – Miami: Bokamper 2.

Houston: Washington 1; Bethea 1.

MISSED FIELD GOALS – Miami: Yepremian 38(WL).

Houston: Fritsch 28(B).

1979 AFC PLAYOFF

STEELERS 34, DOLPHINS 14
December 30, 1979

Three Rivers Stadium
Pittsburgh, PA

Launching a drive to their fourth Super Bowl title in six years, the Pittsburgh Steelers scored touchdowns on their first three possessions and coasted to a 34-14 victory at Three Rivers Stadium.

Miami managed only 25 yards rushing against the Steel Curtain and was stopped twice in the second quarter after achieving a first down inside the Steeler 10-yard line. The Dolphins got as close as 20-7 with a seven-yard TD pass from Bob Griese to Duriel Harris in the third period, but Pittsburgh responded with a 69-yard TD drive. The Steelers marched 62, 62 and 56 yards for their first-quarter scores when quarterback Terry Bradshaw completed 8 of 10 passes, including touchdowns to John Stallworth and Lynn Swann, who was standing alone in the end zone. Don Strock directed a 13-play, 76-yard TD drive after relieving Griese in the fourth quarter

MIAMI	0	0	7	7	—	14
PITTSBURGH	20	0	7	7	—	34

P	— Thornton, 1 run (Bahr kick)	13/62	1- 7:02
P	— Stallworth, 17 pass from Bradshaw (kick blocked)	9/62	1-11:03
P	— Swann, 20 pass from Bradshaw (Bahr kick)	6/56	1-14:09
M	— Harris, 7 pass from Griese (von Schamann kick)	2/11	3- 3:55
P	— Bleier, 1 run (Bahr kick)	12/69	3- 8:58
P	— Harris, 5 run (Bahr kick)	9/43	4- 5:56
M	— Csonka, 1 run (von Schamann kick)	13/76	4-11:53

ATT. — 50,214

	Miami	Pittsburgh
First Downs Total-Rush.-Pass.-Pen.	16-2-11-3	27-14-12-1
Total Yards-Plays-Average	249-65-3.8	379-72-5.3
Rushes-Yards-Average	22-25-1.1	40-159-3.9
Net Yards Passing-Times Thrown-Yards Lost	224-3-19	220-1-10
Passes Attempted-Completed-Intercepted	40-22-2	31-21-0
Punts/Number-Average	4-36.3	2-29.5
Penalties Number-Yards	4-35	8-41
Fumbles/Number-Lost	0-0	3-3

INDIVIDUAL STATISTICS

RUSHING — Miami: Csonka 10-20, 1 TD; Davis 2-12; Griese 1-1; Williams 8-1; Roberts 1-(-9).
Pittsburgh: Harris 21-83, 1 TD; Thornton 12-52, 1 TD; Hawthorne 2-15; Bleier 4-13, 1 TD; Anderson 1-(-4).

PASSING — Miami: Griese 26-14-1, 118 yards, 1 TD; Strock 14-8-1, 125 yards, 0 TDs.
Pittsburgh: Bradshaw 31-21-0, 230 yards, 2 TDs.

RECEIVING — Miami: Williams 6-26; Moore 5-93; Harris 3-61, 1 TD; Nathan 3-27; Davis 2-24; Hardy 2-12; Torrey 1-0.
Pittsburgh: Stallworth 6-86, 1 TD; Harris 5-32; Smith 4-41; Swann 3-37, 1 TD; Thornton 3-34.

INTERCEPTIONS — Miami: None.
Pittsburgh: Winston 1-3; Woodruff 1-0.

SACKS — Miami: Barisich 0.5; Den Herder 0.5.
Pittsburgh: Dunn 1.5; Greene 1; Lambert 0.5.

MISSED FIELD GOALS — Miami: None.
Pittsburgh: None.

1981 AFC PLAYOFF

CHARGERS 41, DOLPHINS 38 (OT)
January 2, 1982

Orange Bowl
Miami, FL

A record-setting showcase of the passing game resulted in NFL playoff marks for most points (79), most total yards (1,036) and most drama as the San Diego Chargers outlasted the Dolphins 41-38 in overtime. "The Miracle That Died" was the Miami Herald headline after the Dolphins rallied behind reserve quarterback Don Strock to overcome a 24-point deficit. The Pro Football Hall of Fame voted the contest as the "NFL's Game of the '80s." Strock completed 29 of 43 passes for 403 yards and four touchdowns, spurring the Dolphins to a 38-31 lead. A 12-yard sweep by Tony Nathan on the first play of the fourth quarter put the Dolphins on top. But Charger quarterback Dan Fouts, who passed for an NFL record 4,802 yards during the season, led an 82-yard drive capped by a 9-yard pass to James Brooks to tie the game with 58 seconds remaining. Five players had more than 100 yards in receptions, topped by Charger tight end Kellen Winslow with 13 catches for 166 yards. Fouts, who finished with 433 yards on 33 of 53 marksmanship, hooked up with Charlie Joiner for 39 yards to the Dolphin 10-yard line. Rolf Benirschke then kicked a 29-yard field goal to end the struggle after 13:52 of overtime. Benirschke had missed a 27-yard attempt eight minutes earlier, and Miami's Uwe von Schamann had two attempts blocked — a 43-yarder on the last play of regulation and a 35-yarder after 11:27 of overtime. It was the first game in NFL history in which two quarterbacks passed for more than 400 yards.

SAN DIEGO	24	0	7	7	3	—	41
MIAMI	0	17	14	7	0	—	38

SD	— FG Benirschke 32	9/64	1- 5:11
SD	— Chandler, 56 punt return (Benirschke kick)		1- 7:36

SD – Muncie, 1 run (Benirschke kick)	7/29	1-11:02
SD – Brooks, 8 pass from Fouts (Benirschke kick)	3/11	1-13:29
M – FG von Schamann 34	10/63	2- 6:29
M – Rose, 1 pass from Strock (von Schamann kick)	7/39	2-12:15
M – Nathan, 25 run after lateral from Harris who caught 15 pass from Strock (von Schamann kick)	4/63	2-15:00
M – Rose, 15 pass from Strock (von Schamann kick)	8/74	3- 4:10
SD – Winslow, 25 pass from Fouts (Benirschke kick)	6/60	3-10:45
M – Hardy, 50 pass from Strock (von Schamann kick)	6/83	3-13:32
M – Nathan, 12 run (von Schamann kick)	2/15	4- 0:07
SD – Brooks, 9 pass from Fouts (Benirschke kick)	10/82	4-14:02
SD – FG Benirschke 29	6/74	OT-13:52

ATT. – 73,735

	San Diego	Miami
First Downs Total-Rush.-Pass.-Pen.	34-10-21-3	25-3-21-1
Total Yards-Plays-Average	564-85-6.6	472-79-6.0
Rushes-Yards-Average	29-149-5.1	28-78-2.8
Net Yards Passing-Times Thrown-Yards Lost	415-2-18	394-3-29
Passes Attempted-Completed-Intercepted	54-33-1	48-31-2
Punts/Number-Average	4-40.3	5-42.0
Penalties/Number-Yards	9-55	7-50
Fumbles/Number-Lost	3-3	2-1

INDIVIDUAL STATISTICS

RUSHING – Miami: Nathan 14-48, 1 TD; Woodley 1-10; Hill 3-8; Vigorito 1-6; Franklin 9-6.

San Diego: Muncie 24-120, 1 TD; Brooks 3-19; Fouts 2-10.

PASSING – Miami: Strock 43-29-1, 403 yards, 4 TDs; Woodley 5-2-1, 20 yards, 0 TDs.

San Diego: Fouts 53-33-1, 433 yards, 3 TDs; Muncie 1-0-0, 0 yards, 0 TDs.

RECEIVING – Miami: Nathan 9-114, 1 TD; Harris 6-106; Hardy 5-89, 1 TD; Rose 4-37, 2 TDs; Cefalo 3-62; Vigorito 2-12; Hill 2-3.

San Diego: Winslow 13-166, 1 TD; Joiner 7-108; Chandler 6-106; Brooks 4-31, 2 TDs; Muncie 2-5; Scales 1-17.

INTERCEPTIONS – Miami: L. Blackwood 1-8.

San Diego: Edwards 1-35; Buchanon 1-0.

SACKS – Miami: Bokamper 2.

San Diego: Johnson 2; Jones 1.

MISSED FIELD GOALS – Miami: von Schamann 43(S), 34(B).

San Diego: Benirschke 55(WR), 27(WL).

1982 AFC PLAYOFF (first round)

DOLPHINS 28, PATRIOTS 13
January 8, 1983

Orange Bowl
Miami, FL

For the first time in nine years, the Miami Dolphins won a playoff game, defeating the New England Patriots 28-13. Dolphin QB David Woodley had one of his finest games, completing 16 of 19 passes for 246 yards and two TDs. He was a perfect 8-8 in the second half. The Dolphins had not experienced a playoff win since January 13, 1974, when they downed Minnesota in Super Bowl VIII. The Dolphins took command in the second quarter, putting together back-to-back TD drives of 76 and 79 yards that turned a 3-0 deficit into a 14-3 halftime advantage. The four Miami TDs came on a pair of two-yard passes from David Woodley to tight end Bruce Hardy, a one-yard run by Andra Franklin and Woody Bennett's two-yard burst up the middle. Franklin finished with 112 yards on 26 carries, but lost the ball three times on fumbles. Two of those fumbles resulted in John Smith field goals of 23 and 42 yards for New England.

NEW ENGLAND	0	3	3	7	-	13
MIAMI	0	14	7	7	-	28

NE – FG Smith 23	8/24	2- 3:07
M – Hardy, 2 pass from Woodley (von Schamann kick)	9/76	2- 8:24
M – Franklin, 1 run (von Schamann kick)	9/79	2-12:52
NE – FG Smith 42	8/38	3- 7:56
M – Bennett, 2 run (von Schamann kick)	11/74	3-13:59
M – Hardy, 2 pass from Woodley (von Schamann kick)	8/62	4- 6:05
NE – Hasselbeck, 22 pass from Grogan (Smith kick)	6/80	4- 9:38

ATT. - 68,842

	New England	Miami
First Downs/Total-Rush.-Pass.-Pen.	14-6-8-0	27-12-14-1
Total Yards-Plays-Average	237-52-4.6	448-66-6.8
Rushes-Yards-Average	18-77-4.3	45-214-4.8
Net Yards Passing-Times Thrown-Yards Lost	160-4-29	234-2-12
Passes Attempted-Completed-Intercepted	30-16-2	19-16-0

542 • Playoff History

Punts/Number-Average	5-43.6	1-51.0
Penalties/Number-Yards	4-27	2-15
Fumbles/Number-Lost	1-1	3-3

INDIVIDUAL STATISTICS

RUSHING – Miami: Franklin 26-112, 1 TD; Nathan 12-71; Woodley 1-16; Bennett 5-10, 1 TD; Vigorito 1-5.

New England: van Eeghen 9-40; Collins 7-35; Tatupu 1-4; Morgan 1-(-2).

PASSING – Miami: Woodley 19-16-0, 246 yards, 2 TDs.

New England: Grogan 30-16-2, 189 yards, 1 TD.

RECEIVING – Miami: Nathan 5-68; Hardy 3-23, 2 TDs; Rose 2-47; Vigorito 2-40; Cefalo 2-27; Harris 1-36; Diana 1-5.

New England: Hasselbeck 7-87, 1 TD; Dawson 4-49; Collins 1-17; Toler 1-16; Brown 1-8; Johnson 1-7; van Eeghen 1-5.

INTERCEPTIONS – Miami: McNeal 1-16; Small 1-0.

New England: None.

SACKS – Miami: Rhone 1, Bokamper 1; Baumhower 1; Duhe 1.

New England: Owens 2.

MISSED FIELD GOALS – Miami: von Schamann 52(WR).

New England: None.

1982 AFC PLAYOFF (second round)

DOLPHINS 34, CHARGERS 13

January 16, 1983

Orange Bowl

Miami, FL

The Dolphins choked off the famed Charger offense and won 34-13. The Dolphin defense stopped the San Diego offense, holding it to a total of 247 yards – 203 yards below its league-leading average – while holding the Chargers scoreless in the second half. Dolphin defenders intercepted QB Dan Fouts five times, sacked him three times and held the Chargers to 15 completions for 191 yards – their lowest output since a January, 1982, playoff game in the ice at Cincinnati. The Dolphin offense kept Fouts and Company on the sideline by utilizing ball control that produced 80 plays to San Diego's 54 and an overwhelming time of possession advantage; the Dolphins had the ball for 40:46 to the Chargers' 19:14. Dolphin QB David Woodley guided his team to a 214-yard ground attack while connecting on 17-22 passes for 195 yards and two TDs. Woodley opened the scoring with a three-yard pass to Nat Moore in the first quarter and made it 14-0 by directing Miami 89 yards on 13 plays. Charger kickoff returner Hank Bauer fumbled a kickoff which was recovered by Uwe von Schamann at the Charger 23-yard line. Seven plays later, Woodley hit tight end Ronnie Lee on a six-yard look-in pass for the score. On the next kickoff, Dolphin rookie Rich Diana recovered a fumble by the Chargers' James Brooks, but this time Miami had to settle for a 29-yard von Schamann field goal. The Chargers scored two late TDs, one on a 28-yard pass from Fouts to Charlie Joiner and the other on Chuck Muncie's one-yard dive that ended the San Diego scoring. Von Schamann added a second field goal shortly before the end of the first half and Woodley scored on a seven-yard QB draw early in the fourth quarter.

SAN DIEGO	0	13	0	0	–	13
MIAMI	7	20	0	7	–	34

M – Moore, 3 pass from Woodley (von Schamann kick)	5/26	1- 6:52
M – Franklin, 3 run (von Schamann kick)	13/89	2- 1:28
M – Lee, 6 pass from Woodley (von Schamann kick)	7/23	2- 4:31
M – FG von Schamann 24	7/30	2- 7:15
SD – Joiner, 28 pass from Fouts (kick failed)	3/28	2-11:14
M – FG von Schamann 23	7/70	2-13:55
SD – Muncie, 1 run (Benirschke kick)	5/76	2-14:38
M – Woodley, 7 run (von Schamann kick)	8/62	4- 0:42

ATT. – 71,383

	San Diego	Miami
First Downs/Total-Rush.-Pass.-Pen.	17-5-9-3	29-15-11-3
Total Yards-Plays-Average	247-54-4.6	413-80-5.2
Rushes-Yards-Average	17-79-4.6	56-214-3.8
Net Yards Passing-Times Thrown-Yards Lost	168-3-23	199-1-16
Passes Attempted-Completed-Intercepted	34-15-5	23-18-1
Punts/Number-Average	4-41.3	3-40.3
Penalties/Number-Yards	7-62	6-70
Fumbles/Number-Lost	3-2	2-1

INDIVIDUAL STATISTICS

RUSHING – Miami: Franklin 23-96, 1 TD; Nathan 19-83; Woodley 3-14, 1 TD; Bennett 7-14; Orosz 1-11; Vigorito 1-2; Jensen 2-(-6).

San Diego: Muncie 11-62, 1 TD; Brooks 3-9; Fouts 2-3; Capelletti 1-5.

PASSING – Miami: Woodley 22-17-1, 195 yards, 2 TDs; Nathan 1-1-0, 20 yards, 0 TDs.

San Diego: Fouts 34-15-5, 191 yards, 1 TD.
RECEIVING – Miami: Nathan 8-55; Hardy 3-45; Cefalo 2-69; Vigorito 2-22; Harris 1-15; Lee 1-6, 1 TD; Moore 1-3, 1 TD.
 San Diego: Muncie 6-53; Chandler 2-38; Brooks 2-25; Sievers 2-21; Joiner 1-28, 1 TD; Winslow 1-18; Holohan 1-8.
INTERCEPTIONS – Miami: G. Blackwood 2-19; McNeal 1-20; Small 1-16; L. Blackwood 1-(-1).
 San Diego: Fox 1-18.
SACKS – Miami: Duhe 2; Bokamper 1.
 San Diego: Ferguson 1.
MISSED FIELD GOALS – Miami: None.
 San Diego: None.

1982 AFC CHAMPIONSHIP

DOLPHINS 14, JETS 0
January 23, 1983

Orange Bowl
Miami, FL

For the third time in as many games in 1982, the Miami Dolphins defeated the New York Jets, this time on a rainy, mud-soaked Orange Bowl field. The Dolphins set an AFC Championship Game record by holding the Jets to 139 total yards. A.J. Duhe set an AFC playoff record with three interceptions, including one he returned for a 35-yard TD. The Dolphins set an NFL record by being the first team to have defeated the same team three times in a season – two times during the regular season and once in a playoff game. On nine occasions since the AFL-NFL merger, teams had met three times in a season – but no team had won all three games. Before a crowd of 67,396, the Dolphins' Woody Bennett rumbled seven yards up the middle to score the only points the Dolphins would need. That came in the third quarter after the teams had trudged through a scoreless first half on the soggy Prescription Athletic Turf.

N.Y. JETS	0	0	0	0	-	0
MIAMI	0	0	7	7	-	14

M – Bennett, 7 run (von Schamann kick) 7/48 3- 2:05
M – Duhe, 35 interception return (von Schamann kick) 4- 2:08

ATT. – 67,396

	N.Y. Jets	Miami
First Downs Total-Rush.-Pass.-Pen.	10-2-6-2	13-7-5-1
Total Yards-Plays-Average	139-65-2.1	198-66-3.0
Rushes-Yards-Average	24-62-2.6	41-138-3.4
Net Yards Passing-Times Thrown-Yards Lost	77-4-26	60-4-27
Passes Attempted-Completed-Intercepted	37-15-5	21-9-3
Punts/Number-Average	10-35-7	10-33-3
Penalties/Number-Yards	6-42	3-15
Fumbles/Number-Lost	1-0	3-1

INDIVIDUAL STATISTICS

RUSHING – Miami: Woodley 8-46; Franklin 13-44; Nathan 7-24; Bennett 13-24, 1 TD.
 N.Y. Jets: McNeil 17-46; Todd 4-10; Augustyniak 2-5; Dierking 1-1.
PASSING – Miami: Woodley 21-9-3, 87 yards, 0 TDs.
 N.Y. Jets: Todd 37-15-5, 103 yards, 0 TDs.
RECEIVING – Miami: Vigorito 3-29; Harris 2-28; Nathan 2-4; Rose 1-20; Lee 1-6.
 N.Y. Jets: Harper 4-14; Jones 3-35; Barkum 2-20; Augustyniak 2-12; McNeil 1-9; Gaffney 1-7; Dierking 1-6; Walker 1-0.
INTERCEPTIONS – Miami: Duhe 3-36, 1 TD; Small 1-8; G. Blackwood 1-4.
 N.Y. Jets: Schroy 2-1; Buttle 1-0.
SACKS – Miami: Bokamper 2, Brudzinski 1, Baumhower 1.
 N.Y. Jets: Gastineau 2, Lyons 1, Neil 1.
MISSED FIELD GOALS – Miami: None.
 N.Y. Jets: None.

SUPER BOWL XVII

REDSKINS 27, DOLPHINS 17
January 30, 1983

Rose Bowl
Pasadena, CA

The Washington Redskins, behind the power running of John Riggins, came from behind to win Super Bowl XVII in the famed Rose Bowl, beating Miami 27-17. Before the second-largest crowd for a Super Bowl – 103,667 fans – the Redskins took the lead for the first time with a little more than 10 minutes left on the clock. The game was marked by a Super Bowl record performance by Fulton Walker, who returned four kickoffs 190 yards, including a 98-yard TD that gave Miami a 17-10 halftime lead. It was the first kickoff returned for a TD in Super Bowl history and the longest kickoff return in playoff history. Riggins ran up 166 yards on 38 carries, both Super Bowl records. On a short-yardage play – fourth-and-one from the Redskin 43 with 10:01 to play – Riggins broke a tackle

and scored on a 43-yard run. Riggins accounted for 181 total yards, five more yards than the entire Miami offense could manage in the game. In the first quarter, Miami jumped to a quick lead with a 76-yard David Woodley to Jimmy Cefalo pass for a TD.

MIAMI	7	10	0	0	–	17
WASHINGTON	0	10	3	14	–	27

M	–	Cefalo, 76 pass from Woodley (von Schamann kick)	2/80	1- 6:49
W	–	FG Moseley 31	7/32	2- 0:21
M	–	FG von Schamann 20	13/50	2- 9 :00
W	–	Garrett, 4 pass from Theismann (Moseley kick)	11/80	2-13:09
M	–	Walker, 98 kickoff return (von Schamann kick)		2-13:22
W	–	FG Moseley 20	6/61	3- 6:51
W	–	Riggins, 43 run (Moseley kick)	4/52	4- 4:59
W	–	Brown, 6 pass from Theismann (Moseley kick)	12/41	4-13:05

ATT. – 103,667

	Miami	Washington
First Downs Total-Rush.-Pass.-Pen.	9-7-2-0	24-14-9-1
Total Yards-Plays-Average	176-47-3.7	400-78-5.1
Rushes-Yards-Average	29-96-3.3	52-276-5.3
Net Yards Passing-Times Thrown-Yards Lost	80-1-17	124-3-19
Passes Attempted-Completed-Intercepted	17-4-1	23-15-2
Punts/Number-Average	6-37.8	4-42.0
Penalties/Number-Yards	4-55	5-36
Fumbles/Number-Lost	2-1	0-0

INDIVIDUAL STATISTICS

RUSHING – Miami: Franklin 16-49; Nathan 7-26; Woodley 4-16; Vigorito 1-4; Harris 1-1.
Washington: Riggins 38-166, 1 TD; Garrett 1-44; Harmon 9-40; Theismann 3-20; Walker 1-6.
PASSING – Miami: Woodley 14-4-1, 97 yards, 1 TD; Strock 3-0-0, 0 yards, 0 TDs.
Washington: Theismann 23-15-2, 143 yards, 2 TDs.
RECEIVING – Miami: Cefalo 2-82, 1 TD; Harris 2-15.
Washington: Brown 6-60, 1 TD; Warren 5-28; Garrett 2-13, 1 TD; Walker 1-27; Riggins 1-15.
INTERCEPTIONS – Miami: Duhe 1-0; L. Blackwood 1-0.
Washington: Murphy 1-0.
SACKS – Miami: Baumhower 1; Gordon 1; Rhone 1.
Washington: Manley 1.
MISSED FIELD GOALS – Miami: None.
Washington: None.

1983 AFC PLAYOFF

SEAHAWKS 27, DOLPHINS 20
December 31, 1983

Orange Bowl
Miami, FL

The Miami Dolphins saw their season end on a sour note as they lost a 27-20 decision to the Seattle Seahawks in the first round of the AFC playoffs. Before 71,032 fans in the Orange Bowl, Dolphin rookie quarterback Dan Marino returned from his December 4 knee injury. On their second possession, the Dolphins launched a 12-play, 80-yard drive ending with a 19-yard TD pass from Marino to tight end Dan Johnson (PAT missed). A 59-yard return by Zachary Dixon on the ensuing kickoff led to a six-yard scoring toss from Seattle's Dave Krieg to Cullen Bryant with the extra point, giving the Seahawks a one point lead. Miami immediately retaliated, using a 17-yard Marino to Mark Duper hook-up to pave the way for a 32-yard circus catch by Duper for the touchdown. Early in the third quarter, a David Overstreet fumble in Seattle territory set the Seahawks up for a 55-yard TD march featuring a 28-yard completion from Krieg to Paul Johns, and culminating in a one-yard run by Curt Warner. Norm Johnson's 27-yard field goal early in the fourth quarter gave Seattle a 17-13 lead. The Dolphins managed to regain the lead at 20-17 following a Gerald Small interception (18-yard return) and Woody Bennett's two-yard run with only 3:43 remaining. However, the lead was shortlived as the Seahawks came right back to score on Warner's short run following a pair of Krieg to Steve Largent completions for a total of 56 yards. Miami's Fulton Walker then fumbled the Seattle kickoff, thus leading to a 37-yard Johnson field goal. Another Walker kickoff fumble iced the game for the Seahawks, who were participating in the playoffs for the first time in their eight-year history.

SEATTLE	0	7	7	13	–	27
MIAMI	0	13	0	7	–	20

M	–	Johnson, 19 pass from Marino (kick failed)	12/80	2- 2:23
S	–	C. Bryant, 6 pass from Krieg (N. Johnson kick)	6/38	2- 5:41
M	–	Duper, 32 pass from Marino (von Schamann kick)	7/74	2- 9:17
S	–	Warner, 1 run (N. Johnson kick)	8/55	3- 8:34
S	–	FG N. Johnson 27	9/40	4- 4:18

M – Bennett, 2 run (von Schamann kick)	3/16	4-11:17
S – Warner, 2 run (N. Johnson kick)	5/66	4-13:12
S – FG N. Johnson 37	4/8	4-13:45

ATT. – 71,032

	Seattle	Miami
First Downs Total-Rush.-Pass.-Pen.	21-12-9-0	21-9-11-1
Total Yards-Plays-Average	334-72-4.6	321-56-5.7
Rushes-Yards-Average	42-151-3.6	30-128-4.3
Net Yards Passing-Times Thrown-Yards Lost	183-1-9	193-0-0
Passes Attempted-Completed-Intercepted	29-15-1	26-15-2
Punts/Number-Average	4-38.0	4-35.5
Penalties/Number-Yards	2-15	5-30
Fumbles/Number-Lost	0-0	3-3

INDIVIDUAL STATISTICS

RUSHING – Miami: Overstreet 9-50; Bennett 7-31, 1 TD; Franklin 6-28; Nathan 8-19.

Seattle: Warner 29-113, 2 TDs; C. Bryant 5-22; Hughes 4-21; Krieg 4-(-5).

PASSING – Miami: Marino 25-15-2, 193 yards, 2 TDs; Clayton 1-0-0, 0 yards, 0 TDs.

Seattle: Krieg 28-15-1, 192 yards, 1 TD; Zorn 1-0-0, 0 yards, 0 TDs.

RECEIVING – Miami: Duper 9-117, 1 TD; Johnson 2-29, 1 TD; Moore 2-26; Rose 1-15; Nathan 1-6.

Seattle: Warner 5-38; Johns 4-60; Largent 2-56; Doornink 2-26; C. Bryant 2-12, 1 TD.

INTERCEPTIONS – Miami: Small 1-18.

Seattle: Harris 1-0; Justin 1-0.

SACKS – Miami: Baumhower 1.

Seattle: None.

MISSED FIELD GOALS – Miami: None.

Seattle: N. Johnson 48(B).

1984 AFC PLAYOFF

DOLPHINS 31, SEAHAWKS 10
December 29, 1984

Orange Bowl
Miami, FL

The Miami Dolphins, led by quarterback Dan Marino's three touchdown passes and a defense that shut out the opposition in three of four quarters, defeated the Seattle Seahawks 31-10 before 73,469 fans in the Orange Bowl. The Dolphins moved in front on their second possession and stayed there. Running back Tony Nathan keyed the 68-yard drive by gaining 38 yards on four carries, including the touchdown on a 14-yard run. A 26-yard Marino to Mark Clayton completion was the long play of the scoring march. A 32-yard interception return by Seattle's John Harris and a 25-yard pass from Dave Krieg to Steve Largent paved the way for Norm Johnson's 27-yard field goal that cut Miami's lead to 7-3. The Dolphins, however, came right back to score on their next series as a 20-yard reception by Woody Bennett preceded Marino's 34-yard scoring hook-up with Jimmy Cefalo. The Seahawks made it 14-10 at halftime when Largent scored on a 56-yard catch-and-run play. After Miami's defense had stopped Seattle on the Dolphin 24-yard line to open the second half, the Dolphins embarked on a 13-play, 76-yard TD drive that included a Bruce Hardy touchdown catch from three yards out. After the Seahawks' Jeff West managed just a seven-yard punt, Clayton made an acrobatic catch on a tipped ball in the end zone for a 33-yard TD. Miami closed out the scoring on Uwe von Schamann's 37-yard field goal in a drive that featured a 32-yard Marino to Hardy pass.

SEATTLE	0	10	0	0	-	10
MIAMI	7	7	14	3	-	31

M – Nathan, 14 run (von Schamann kick)	8/68	1-10:51
S – FG Johnson 27	7/29	2- 1:24
M – Cefalo, 34 pass from Marino (von Schamann kick)	4/60	2- 4:07
S – Largent, 56 pass from Krieg (Johnson kick)	4/70	2-11:37
M – Hardy, 3 pass from Marino (von Schamann kick)	13/76	3-10:35
M – Clayton, 33 pass from Marino (von Schamann kick)	2/33	3-12:35
M – FG von Schamann 37	8/69	4- 3:32

ATT. – 73,469

	Seattle	Miami
First Downs Total-Rush.-Pass.-Pen.	8-2-6-0	22-8-12-2
Total Yards-Plays-Average	267-55-4.9	405-70-5.8
Rushes-Yards-Average	18-51-2.8	36-143-4.0
Net Yards Passing-Times Thrown-Yards Lost	216-2-18	262-0-0
Passes Attempted-completed-Intercepted	35-20-0	34-21-2
Punts/Number-Average	7-37.0	3-37.0
Penalties/Number-Yards	4-20	1-5

INDIVIDUAL STATISTICS**RUSHING** – Miami: Nathan 18-76, 1 TD; Bennett 11-41; P. Johnson 6-22; Carter 1-4.

Seattle: Doornink 10-35; Hughes 7-14; Krieg 1-2.

PASSING – Miami: Marino 34-21-2, 262 yards, 3 TDs.

Seattle: Krieg 35-20-0, 234 yards, 1 TD.

RECEIVING – Miami: Clayton 5-75, 1 TD; Nathan 4-20; Hardy 3-48, 1 TD; Duper 3-32; Cefalo 2-43, 1 TD; Moore 2-11; Bennett 1-20; Rose 1-13.

Seattle: Largent 6-128, 1 TD; Doornink 6-23; Turner 3-38; Skansi 2-31; Hughes 1-8; C. Young 1-5; Krieg 1-1.

INTERCEPTIONS – Miami: None.

Seattle: Harris 2-45.

SACKS – Miami: Betters 1; Brudzinski 1.

Seattle: None.

MISSED FIELD GOALS – Miami: von Schamann 43(WR), 37(WL).

Seattle: N. Johnson 41(WL).

1984 AFC CHAMPIONSHIP**DOLPHINS 45, STEELERS 28****January 6, 1985****Orange Bowl****Miami, FL**

The Miami Dolphins, led by Dan Marino's 421 yards passing (four touchdowns) and Mark Duper's 148 yards receiving, advanced to Super Bowl XIX by defeating the Pittsburgh Steelers 45-28 in the AFC Championship Game before 76,029 fans in the Orange Bowl. The Dolphins scored on their first offensive series as they moved 67 yards in four plays following a William Judson interception, with the TD coming on a 40-yard pass from Marino to Mark Clayton. Pittsburgh's first score came on Rich Erenberg's seven-yard run that had been set up by Walter Abercrombie's 38 yards gained in the 66-yard march. A 26-yard Uwe von Schamann field goal preceded a 65-yard toss from the Steelers' Mark Malone to John Stallworth that gave Pittsburgh a 14-10 lead. The Dolphins then scored two TDs in the final 2:52 of the first half, the first score coming on a 41-yard reception by Duper. After Lyle Blackwood's interception, Marino hit TE Joe Rose for a 28-yard gain before Tony Nathan gave the Dolphins a 24-14 lead on a two-yard run. Miami then scored on its first three second-half possessions, leading off with Marino's 36-yard scoring strike to Duper. The Steelers closed the gap to 31-21 on Malone's 19-yarder to Stallworth (33-yarder to Louis Lipps in drive). Completions to Duper (41 yards), Nathan (20 yards) and Nat Moore (28 yards) then led to a one-yard TD dive by Woody Bennett. Moore then caught a six-yard touchdown pass before Wayne Capers closed out the scoring with a 29-yard TD reception.

PITTSBURGH	7	7	7	7	–	28
MIAMI	7	17	14	7	–	45

M – Clayton 40 pass from Marino (von Schamann kick)	4/67	1- 7:15
P – Erenberg, 7 run (Anderson kick)	7/66	1-11:30
M – FG von Schamann 26	8/55	2- 5:56
P – Stallworth, 65 pass from Malone (Anderson kick)	3/71	2-12:08
M – Duper, 41 pass from Marino (von Schamann kick)	5/77	2-13:30
M – Nathan, 2 run (von Schamann kick)	5/35	2-14:24
M – Duper, 36 pass from Marino (von Schamann kick)	4/78	3- 1:48
P – Stallworth, 19 pass from Malone (Anderson kick)	9/72	3- 7:05
M – Bennett, 1 run (von Schamann kick)	10/80	3-13:20
M – Moore, 6 pass from Marino (von Schamann kick)	9/66	4- 3:55
P – Capers, 29 pass from Malone (Anderson kick)	5/84	4-14:35

ATT. – 76,029

	Pittsburgh	Miami
First Downs/Total-Rush.-Pass.-Pen.	22-8-14-0	28-10-18-0
Total Yards-Plays-Average	455-68-6.7	569-71-8.0
Rushes-Yards-Average	32-143-4.5	38-134-3.5
Net Yards Passing-Times Thrown-Yards Lost	312-0-0	435-0-0
Passes Attempted-Completed-Intercepted	36-20-3	33-22-1
Punts/Number-Average	3-43.7	2-42.5
Penalties/Number-Yards	3-30	3-25
Fumbles/Number-Lost	2-1	1-1

INDIVIDUAL STATISTICS**RUSHING** – Miami: Nathan 19-64, 1 TD; P. Johnson 10-39; Bennett 8-33, 1 TD; Strock 1-(-2).

Pittsburgh: Abercrombie 15-68; Pollard 11-48; Erenberg 6-27, 1 TD.

PASSING – Miami: Marino 32-21-1, 421 yards, 4 TDs; Nathan 1-1-0, 14 yards, 0 TDs.

Pittsburgh: Malone 36-20-3, 312 yards, 3 TDs.

RECEIVING – Miami: Nathan 8-114; Duper 5-148, 2 TDs; Clayton 4-95, 1 TD; Moore 2-34, 1 TD; Hardy

2-16; Rose 1-28.

Pittsburgh: Erenberg 5-59; Stallworth 4-111, 2 TDs; Lipps 3-45; Sweeney 3-42; Pollard 3-13; Capers 1-29, 1 TD; Abercrombie 1-13.

INTERCEPTIONS – Miami: Judson 1-34; G. Blackwood 1-4; L. Blackwood 1-4.

Pittsburgh: Shell 1-18.

SACKS – Miami: None.

Pittsburgh: None.

MISSED FIELD GOALS – Miami: von Schamann 52(S).

Pittsburgh: Anderson 53(WR).

SUPER BOWL XIX

49ERS 38, DOLPHINS 16

January 20, 1985

**Stanford Stadium
Palo Alto, CA**

The Miami Dolphins, unable to score in the game's final two quarters, dropped a 38-16 decision to the San Francisco 49ers in Super Bowl XIX before 84,059 fans in Stanford Stadium. The Dolphins were outgained in the contest by a 537-314 margin with the 49ers maintaining possession for 37:11. Miami opened the scoring on its first possession as Uwe von Schamann converted a 37-yard field goal (key play – Dan Marino's 25-yard completion to Tony Nathan). San Francisco jumped ahead 7-3 when QB Joe Montana led the Niners on an eight-play, 78-yard drive that culminated in a 33-yard TD toss to Carl Monroe. The Dolphins scored their only touchdown of the game on their next series as two Marino completions to Mark Clayton (18, 13 yards) and a 21-yarder to Dan Johnson paved the way for Johnson's two-yard scoring catch. Touchdown runs of eight and two yards by Roger Craig and Montana's six-yard scamper gave San Francisco a 28-10 lead. Von Schamann then connected on field goals of 31 and 30 yards in the final 12 seconds of the first half to close the Dolphin deficit to 28-16. The 49ers upped their lead on their initial second-half possession on Ray Wersching's 27-yard field goal, before closing out the scoring on Craig's 16-yard scoring reception (key play – 40-yard Montana to Wendell Tyler pass play).

MIAMI	10	6	0	0	–	16
SAN FRANCISCO	7	21	10	0	–	38

M – FG von Schamann 37	7/45	1- 7:36
SF – Monroe, 33 pass from Montana (Wersching kick)	8/78	1-11:48
M – Johnson, 2 pass from Marino (von Schamann kick)	6/70	1-14:15
SF – Craig, 8 pass from Montana (Wersching kick)	4/47	2- 3:26
SF – Montana, 6 run (Wersching kick)	6/55	2- 8:02
SF – Craig, 2 run (Wersching kick)	9/52	2-12:55
M – FG von Schamann 31	12/72	2-14:48
M – FG von Schamann 30	1/0	2-15:00
SF – FG Wersching 27	10/43	3- 4:48
SF – Craig, 16 pass from Montana (Wersching kick)	5/70	3- 8:42

ATT. – 84,059

	Miami	San Francisco
First Downs Total-Rush.-Pass.-Pen.	19-2-17-0	31-16-15-0
Total Yards-Plays-Average	314-63-5.0	537-76-7.1
Rushes-Yards-Average	9-25-2.8	40-211-5.3
Net Yards Passing-Times Thrown-Yards Lost	289-4-29	326-1-5
Passes Attempted-Completed-Intercepted	50-29-2	35-24-0
Punts/Number-Average	6-39.3	3-32.7
Penalties/Number-Yards	1-10	2-10
Fumbles/Number-Lost	1-0	2-2

INDIVIDUAL STATISTICS

RUSHING – Miami: Nathan 5-18; Bennett 3-7; Marino 1-0.

San Francisco: Tyler 13-65; Montana 5-59, 1 TD; Craig 15-58, 1 TD; Harmon 5-20; Solomon 1-5; Cooper 1-4.

PASSING – Miami: Marino 50-29-2, 318 yards, 1 TD.

San Francisco: Montana 35-24-0, 331 yards, 3 TDs.

RECEIVING – Miami: Nathan 10-83; Clayton 6-92; Rose 6-73; Johnson 3-28, 1 TD; Moore 2-17; Cefalo 1-14; Duper 1-11.

San Francisco: Craig 8-82, 2 TDs; Clark 5-72; Francis 5-60; Tyler 4-70; Monroe 1-33, 1 TD; Solomon 1-14.

INTERCEPTIONS – Miami: None.

San Francisco: Wright 1-0; Williamson 1-0.

SACKS – Miami: Betters 1.

San Francisco: Board 2; Johnson 1; Tuiaosopo 1.

MISSED FIELD GOALS – Miami: None.

San Francisco: None.

1985 AFC PLAYOFF

DOLPHINS 24, BROWNS 21
January 4, 1986

Orange Bowl
Miami, FL

Most people had not given them much of a chance to win, but the 8-8 Cleveland Browns nearly upset the 12-4 Dolphins in the Orange Bowl. It would take two Ron Davenport touchdowns in the final 17 minutes to send Miami to a 24-21 victory and the AFC Championship Game against New England the following week. Fuad Reveiz put the Dolphins on the board early with a 51-yard field goal on Miami's first drive of the game. But Cleveland came back to score 21 unanswered points, and held a 21-3 advantage midway through the third quarter. Cleveland rookie quarterback Bernie Kosar, who had played two college seasons in the Orange Bowl for the University of Miami, hit Ozzie Newsome with a 16-yard touchdown pass for the Browns first points of the day. Earnest Byner (16-161) ran in from 21 yards out just before the half, and then he broke a 66-yard touchdown jaunt 3:38 into the second half. Just like that, the improbable began to look possible. Dan Marino connected with Nat Moore for a six-yard touchdown pass just over six minutes later and Miami had closed the margin to 21-10. Then it was time for Davenport (6-48) to show his stuff. First, he hit the hole for a 31-yard touchdown run late in the third period and then he closed the scoring and put Miami up for good, going over from one yard out with just 1:57 remaining in the game.

CLEVELAND	7	7	7	0	-	21
MIAMI	3	0	14	7	-	24

M - FG Reveiz 51	5/25	1- 4:26
C - Newsome, 16 pass from Kosar (Bahr kick)	10/82	1-13:36
C - Byner, 21 run (Bahr kick)	8/55	2-14:02
C - Byner, 66 run (Bahr kick)	4/80	3- 3:38
M - N. Moore, 6 pass from Marino (Reveiz kick)	13/74	3- 9:47
M - Davenport, 31 run (Reveiz kick)	5/48	3-13:19
M - Davenport, 1 run (Reveiz kick)	9/73	4-13:03

ATT. - 75,128

	Cleveland	Miami
First Downs Total-Rush.-Pass.-Pen.	17-11-5-1	20-6-13-1
Total Yards-Plays-Average	313-57-5.5	330-64-5.2
Rushes-Yards-Average	37-251-6.8	19-92-4.8
Net Yards Passing-Times Thrown-Yards Lost	62-1-4	238-0-0
Passes Attempted-Completed-Intercepted	19-10-1	45-25-1
Punts/Number-Average	6-37.2	5-41.6
Penalties/Number-Yards	6-49	2-20
Fumbles/Number-Lost	1-0	1-0

INDIVIDUAL STATISTICS

RUSHING - Miami: Davenport 6-48, 2 TDs; Nathan 7-21; Bennett 4-17; Carter 2-6.

Cleveland: Byner 16-161, 2 TDs; Mack 13-56; Dickey 6-28; Kosar 2-6.

PASSING - Miami: Marino 45-25-1, 238 yards, 1 TD.

Cleveland: Kosar 19-10-1, 66 yards, 1 TD.

RECEIVING - Miami: Nathan 10-101; Hardy 5-51; N. Moore 4-29, 1 TD; Johnson 2-17; Rose 1-17; Clayton 1-15; Bennett 1-6; Carter 1-2.

Cleveland: Byner 4-25; Newsome 2-22, 1 TD; Holt 2-2; Cl. Weathers 1-12; Fontenot 1-5.

INTERCEPTIONS - Miami: Lankford 1-2.

Cleveland: Rogers 1-45.

SACKS - Miami: Moore 1.

Cleveland: None.

MISSED FIELD GOALS - Miami: Reveiz 47(S).

Cleveland: None.

1985 AFC CHAMPIONSHIP

PATRIOTS 31, DOLPHINS 14
January 12, 1986

Orange Bowl
Miami, FL

The New England Patriots garnered a bid to their first Super Bowl by snapping an 18-game losing streak to the Dolphins in Miami with a 31-14 triumph at the Orange Bowl. The Patriots' only previous victory in Miami came in the first meeting between the two teams in 1966. New England backs Craig James (22-105) and Robert Weathers (16-87) combined for 192 yards rushing and quarterback Tony Eason was on target with a 10-12 performance for 71 yards as the Pats set up a Super Bowl date with the Chicago Bears. After New England got on the board first with a Tony Franklin 23-yard field goal, the Dolphins stormed back for their only lead of the afternoon when Dan Marino passed 10 yards to Dan Johnson early in the second quarter. Eason brought New England right back with three touchdown tosses, and the Pats led 24-7 after three quarters. Miami's last score of the day came early in the fourth quarter when Tony Nathan grabbed a 10-yard TD pass from Marino. New England fullback Mosi Tatupu

ended the game's scoring with a one-yard TD jaunt midway through the fourth quarter.

NEW ENGLAND	3	14	7	7	-	31
MIAMI	0	7	0	7	-	14

M – FG Reveiz 51	5/25	1- 4:26
NE – FG Franklin 23	6/14	1- 6:40
M – Johnson, 10 pass from Marino (Reveiz kick)	11/80	2- 0:21
NE – Collins, 4 pass from Eason (Franklin kick)	8/66	2- 4:50
NE – D. Ramsey, 1 pass from Eason (Franklin kick)	7/36	2- 9:35
NE – Weathers, 2 pass from Eason (Franklin kick)	6/25	3- 3:02
M – Nathan, 10 pass from Marino (Reveiz kick)	1/10	4- 0:32
NE – Tatupu, 1 run (Franklin kick)	9/45	4- 7:26

ATT. – 74,978

	New England	Miami
First Downs Total-Rush.-Pass.-Pen.	21-15-6-0	18-3-15-0
Total Yards-Plays-Average	326-71-4.6	302-62-4.9
Rushes-Yards-Average	59-255-4.3	13-68-5.2
Net Yards Passing-Times Thrown-Yards Lost	71-0-0	234-1-14
Passes Attempted-Completed-Intercepted	12-10-0	48-20-2
Punts/Number-Average	5-40-2	4-41.3
Penalties/Number-Yards	2-15	4-35
Fumbles/Number-Lost	2-2	5-4

INDIVIDUAL STATISTICS

- RUSHING** – Miami: Carter 6-56; Davenport 3-6; Nathan 2-4; Bennett 1-2; Marino 1-0.
New England: C. James 22-105; Weathers 16-87; Collins 12-61; Tatupu 6-9, 1 TD; Eason 3-(-7).
- PASSING** – Miami: Marino 48-20-2, 248 yards, 2 TDs.
New England: Eason: 12-10-0, 71 yards, 3 TDs.
- RECEIVING** – Miami: Nathan 5-57, 1 TD; Hardy 3-52; Duper 3-45; Clayton 3-41; Davenport 3-23; Johnson 1-10, 1 TD; N. Moore 1-10; Rose 1-10.
New England: D. Ramsey 3-18, 1 TD; Collins 3-15, 1 TD; Morgan 2-30; Tatupu 1-6; Weathers 1-2, 1 TD.
- INTERCEPTIONS** – Miami: None.
New England: Marion 1-21; Clayborn 1-0.
- SACKS** – Miami: None.
New England: Veris 1.
- MISSED FIELD GOALS** – Miami: Reveiz 31(WR).
New England: Franklin 41(WL).

1990 AFC FIRST ROUND PLAYOFF

DOLPHINS 17, CHIEFS 16 **Joe Robbie Stadium**
January 5, 1991 **Miami, FL**

Dan Marino threw two fourth quarter touchdown passes to lead the Dolphins to a dramatic come-from-behind 17-16 playoff win over the Kansas City Chiefs before a crowd of 67,276 at Joe Robbie Stadium. In the final period, Marino hit on all eight of his pass attempts for 101 yards and two touchdowns. It was the 16th time in his career that Marino has engineered a fourth quarter comeback. Including the third quarter, Marino hit on his last ten pass attempts to lead the Dolphins back from a 13-3 deficit to a 17-16 win. The Chiefs opened the scoring in the first quarter when Charles Washington blocked a Reggie Roby punt and returned the ball to Miami's 37-yard line. However, Miami's defense stiffened and held the Chiefs to a 27-yard field goal by Nick Lowery. Miami kicker Pete Stoyanovich tied the score at 3-3 in the second period by booting an NFL playoff record 58-yard field goal. Stoyanovich's kick broke the previous record of 54 yards by Detroit's Eddie Murray on December 24, 1983, against San Francisco and it was the second-longest kick of Stoyanovich's career. The Chiefs took a 10-3 halftime lead by scoring on a 26-yard touchdown strike from Steve DeBerg to Stephone Paige. The Chiefs extended their lead to 16-3 on a pair of third quarter field goals by Lowery from 25 and 38 yards. In the fourth quarter, the Dolphins closed the score to 16-10 as Marino hit fullback Tony Paige with a one-yard touchdown pass. The key play in the drive was a two-yard run by Sammie Smith on a fourth-and-two from Kansas City's 45-yard line. The Dolphins forced the Chiefs to punt on their next possession and received the ball on their own 15-yard line with 10:39 left in the game. The Dolphins converted three third downs and drove to the Chiefs' 12-yard line with 3:28 left in the contest before Marino hit Mark Clayton with a 12-yard touchdown pass to give Miami a 17-16 lead. However, the Chiefs had a chance to win the game as they drove from their own 22-yard line to the Dolphin 34 before Lowery's 52-yard field goal attempt was just short.

KANSAS CITY	3	7	6	0	-	16
MIAMI	0	3	0	14	-	17

KC – FG Lowery 27	9/28	1- 9:56
M – FG Stoyanovich 58	9/40	2- 0:05

550 • Playoff History

KC – Paige, 26 pass from DeBerg (Lowery kick)	4/61	2-13:06
KC – FG Lowery 25	11/63	3-10:14
KC – FG Lowery 38	4/8	3-12:10
M – Paige, 1 pass from Marino (Stoyanovich kick)	10/66	4- 2:42
M – Clayton, 12 pass from Marino (Stoyanovich kick)	11/85	4-11:32

ATT. – 67,276

	Kansas City	Miami
First Downs/Total-Rush.-Pass.-Pen.	16-4-11-1	23-7-14-2
Total Yards-Plays-Average	367-55-6.7	311-64-4.8
Rushes-Yards-Average	24-103-4.3	32-98-3.1
Net Yards Passing-Times Thrown-Yards Lost	264-1-5	213-2-8
Passes Attempted-Completed-Intercepted	30-17-1	30-19-0
Punts/Number-Average	4-35.0	3-39.7
Penalties/Number-Yards	4-35	2-22
Fumbles/Number-Lost	0-0	2-2

INDIVIDUAL STATISTICS

RUSHING – Miami: Smith 20-82; Logan 7-17; Paige 1-2; Marino 4-(-3).

Kansas City: Okoye 13-83; Word 9-13; McNair 2-7.

PASSING – Miami: Marino 30-19-0, 221 yards, 2 TDs.

Kansas City: DeBerg 30-17-1, 269 yards, 1 TD.

RECEIVING – Miami: Clayton 5-66, 1 TD; Paige 5-30, 1 TD; Duper 3-36; Edmunds 2-49; Smith 2-22; Jensen 1-11; Martin 1-7.

Kansas City: Paige 8-142, 1 TD; McNair 3-22; Harry 2-59; Roberts 2-26; R. Thomas 1-15; Hayes 1-5.

INTERCEPTIONS – Miami: Williams 1-0.

Kansas City: None.

SACKS – Miami: Griggs 1.

Kansas City: Smith 1.5; Cooper 0.5.

MISSED FIELD GOALS – Miami: Stoyanovich 57(S).

Kansas City: Lowery 52(S).

1990 AFC DIVISIONAL PLAYOFF

BILLS 44, DOLPHINS 34
January 12, 1991

Rich Stadium
Orchard Park, NY

The Miami Dolphins saw the 1990 season come to an end with a 44-34 loss to the Buffalo Bills in an AFC Divisional Playoff contest in the snow and ice at Rich Stadium. The game was an offensive shootout as the teams combined for 78 points, 48 first downs, 923 total net yards, 662 passing yards, 261 rushing yards, nine touchdowns and five field goals. Individually, Dan Marino (23 of 49 for 323 yards with three TDs and two INTs) and Jim Kelly (19-29-339-3-1) both passed for over 300 yards. Kelly became the only quarterback to throw for over 300 yards against the Dolphin defense in 1990. Mark Duper (three catches for 113 yards and a score) and Buffalo's Andre Reed (4-122-2) and James Lofton (7-149-1) all went over the 100-yard receiving mark. On the ground, the Bills' Thurman Thomas (32 carries for 117 yards and two TDs) and Miami's Sammie Smith (21-99) led the way. Buffalo dominated the first quarter and jumped out to a 13-3 lead. The Bills scored on their first possession as Kelly hit Reed with a 40-yard touchdown strike and the Dolphins answered the score with a 49-yard field goal to close the score to 7-3. Buffalo added a pair of Scott Norwood field goals – from 24 and 22 yards – to close the first quarter scoring. The Bills struck first in the second quarter on a five-yard run by Thomas to lead 20-3. Miami answered the score on its next possession as Marino and Duper combined for a 64-yard touchdown. The Bills came right back and scored as Kelly threw 13 yards for a score to Lofton to take a 27-10 lead. On their next possession Miami was forced to punt, however the Bills' Al Edwards fumbled the punt and Reggie Roby recovered for Miami on Buffalo's 47-yard line. Miami drove down to the two-yard line where Marino ran in for the score to narrow Buffalo's lead to 27-17 at the half. The Dolphins and Buffalo exchanged third quarter field goals as Stoyanovich hit from 22 yards and Norwood connected from 28 yards. Miami closed the score to 30-27 early in the fourth quarter as Marino threw a two-yard touchdown pass to offensive guard Roy Foster. It was the first reception and touchdown of Foster's career as he became the first offensive or defensive lineman to score an offensive touchdown in a post-season contest since Chicago Bears' defensive tackle William Perry rumbled in from a yard out in Super Bowl XX on January 26, 1986. However, the Bills struck back for 14 quick points to put the game away. First, Thomas scored his second touchdown of the game on a five-yard run. On the ensuing kickoff, Miami returner Marc Logan fumbled the ball and Norwood recovered for Buffalo on the Dolphins' 29-yard line. Two plays later, Kelly and Reed combined for a 26-yard scoring toss and a 44-27 lead. The Dolphins scored the final touchdown of the game with just 1:15 remaining as Marino hit Tony Martin with an eight-yard touchdown pass.

MIAMI	3	14	3	14	–	34
BUFFALO	13	14	3	14	–	44

B – Reed, 40 pass from Kelly (Norwood kick)	5/76	1- 1:54
M – FG Stoyanovich 49	10/40	1- 8:00
B – FG Norwood 24	6/57	1-10:11
B – FG Norwood 22	9/33	1-14:09
B – Thomas, 5 run (Norwood kick)	5/67	2- 2:56
M – Duper, 64 pass from Marino (Stoyanovich kick)	4/80	2- 5:06
B – Lofton, 13 pass from Kelly (Norwood kick)	11/68	2- 9:49
M – Marino, 2 run (Stoyanovich kick)	7/47	2-14:49
M – FG Stoyanovich 22	8/62	3- 4:57
B – FG Norwood 28	9/37	3-13:22
M – Foster, 2 pass from Marino (Stoyanovich kick)	6/43	4- 0:55
B – Thomas, 5 run (Norwood kick)	10/63	4- 4:32
B – Reed, 26 pass from Kelly (Norwood kick)	2/29	4- 5:08
M – Martin, 8 pass from Marino (Stoyanovich kick)	15/91	4-13:45

ATT. – 77,087

	Miami	Buffalo
First Downs/Total-Rush.-Pass.-Pen.	24-9-13-2	24-7-16-1
Total Yards-Plays-Average	430-76-5.6	493-66-7.5
Rushes-Yards-Average	27-107-3.9	37-154-4.2
Net Yards Passing-Times Thrown-Yards Lost	323-0-0	339-0-0
Passes Attempted-Completed-Intercepted	49-23-2	29-19-1
Punts/Number-Average	2-40.0	1-47.0
Penalties/Number-Yards	4-32	4-30
Fumbles/Number-Lost	1-1	3-1

INDIVIDUAL STATISTICS

RUSHING – Miami: Smith 21-99; Logan 5-6; Marino 1-2, 1 TD.

Buffalo: Thomas 32-117, 2 TDs; Kelly 5-37.

PASSING – Miami: Marino 49-23-2, 323 yards, 3 TDs.

Buffalo: Kelly: 29-19-1, 339 yards, 3 TDs.

RECEIVING – Miami: Clayton 4-82; Martin 4-44, 1 TD; Jensen 4-38; Duper 3-113, 1 TD; Edmunds 3-21; Logan 2-6; Smith 1-9; Paige 1-6; Foster 1-2, 1 TD.

Buffalo: Lofton 7-149, 1 TD; Reed 4-122, 2 TDs; Thomas 3-38; McKeller 3-15; Edwards 1-12; Davis 1-3.

INTERCEPTIONS – Miami: Williams 1-0.

Buffalo: Odomes 1-9; Kelso 1-0.

SACKS – Miami: None.

Buffalo: None.

MISSED FIELD GOALS – Miami: None.

Buffalo: None.

1992 AFC DIVISIONAL PLAYOFF

DOLPHINS 31, CHARGERS 0
January 10, 1993

Joe Robbie Stadium
Miami, FL

Miami cornerback Troy Vincent recorded a pair of interceptions and quarterback Dan Marino threw three touchdown passes to lead the Miami Dolphins to a 31-0 win over the San Diego Chargers in the AFC Divisional Playoffs before a crowd of 71,224 at Joe Robbie Stadium. Miami's 31-point margin of victory was the largest by the team in a playoff game. The previous largest margin of victory in the post-season by the Dolphins was three 21-point wins as Miami had a 21-0 win over the Baltimore Colts on January 2, 1972 in the Orange Bowl, a 34-13 win over the San Diego Chargers on January 16, 1983 in the Orange Bowl and a 31-10 win over the Seattle Seahawks on December 29, 1984 in the Orange Bowl. Overall, the Miami defense totaled four interceptions (also safety Louis Oliver and linebacker Bryan Cox), a forced fumble (by cornerback Stephen Braggs), a fumble recovery (by linebacker Dwight Hollier) and a sack (by defensive end Jeff Hunter). The Dolphins held the Chargers to just ten first downs (three rushing and seven passing), 202 yards of total offense (70 rushing and 132 passing) and three of 15 on third down conversions. The Chargers' 15 possessions ended in seven punts, four interceptions, twice on downs, once on a lost fumble and once at the end of the first half. Following a scoreless first quarter, the Dolphins exploded for 21 points in the second quarter to take a 21-0 lead at the half. Miami's 21 points in the second quarter was the most scored by the Dolphins in any quarter of a playoff game in team history. The previous team high for points in a quarter was 20 points which was scored by Miami in the second quarter against San Diego on January 6, 1983. Miami opened the scoring following a Vincent interception which gave the team possession on San Diego's 48-yard line. Marino led the Dolphins on a nine-play, 48-yard drive which was capped-off as Marino tossed a one-yard scoring pass to fullback Tony Paige. The Dolphins increased their lead to 14-0 later in the period as the team again gained possession of the ball following a Vincent interception and drove 37 yards and scored on a nine-yard connection from Marino to tight end Keith Jackson. Miami scored the final points of the first half as Marino again connected with Jackson and the tight end made a diving 30-yard reception in the end zone for the score. Jackson became just the

fourth player in team history to record two touchdown receptions for the Dolphins in a playoff contest. Miami and San Diego played to a scoreless third quarter before the Dolphins scored the game's final ten points in the fourth quarter. Miami increased its lead to 24-0 early in the final stanza as kicker Pete Stoyanovich booted a 22-yard field goal. The Dolphins scored the final points of the game as running back Aaron Craver scored on a 25-yard run to increase the margin to 31-0.

SAN DIEGO	0	0	0	0	-	0
MIAMI	0	21	0	10	-	31

M – Paige, 1 pass from Marino (Stoyanovich kick)	9/48	2- 8:30
M – Jackson, 9 pass from Marino (Stoyanovich kick)	2/37	2-13:14
M – Jackson, 30 pass from Marino (Stoyanovich kick)	4/42	2-14:33
M – FG Stoyanovich 22	12/60	4- :57
M – Craver, 25 run (Stoyanovich kick)	6/53	4- 6:41

ATT. – 71,224

	San Diego	Miami
First Downs/Total-Rush.-Pass.-Pen.	10-3-7-0	18-9-9-0
Total Yards-Plays-Average	202-62-3.3	324-69-4.7
Rushes-Yards-Average	16-70-4.4	40-157-3.9
Net Yards Passing-Times Thrown-Yards Lost	132-1-8	167-0-0
Passes Attempted-Completed-Intercepted	45-18-4	29-17-0
Punts/Number-Average	7-46.3	8-41.0
Penalties/Number-Yards	4-39	0-0
Fumbles/Number-Lost	3-1	3-1

INDIVIDUAL STATISTICS

RUSHING – Miami: Craver 8-72, 1 TD; Humphrey 23-71; Parmalee 5-18; Clayton 1-0; Mitchell 1-(-1); Saxton 2-(-3).

San Diego: Bieniemy 4-26; Butts 7-25; Humphries 1-10; Harmon 4-9.

PASSING – Miami: Marino 29-17-0, 167 yards, 3 TDs.

San Diego: Humphries 44-18-4, 140 yards, 0 TDs; Kidd 1-0-0, 0 yards, 0 TDs.

RECEIVING – Miami: Paige 5-14, 1 TD; Jackson 4-53, 2 TDs; Humphrey 4-30; Duper 3-57; Craver 1-13.

San Diego: Harmon 9-73; Walker 3-33; Lewis 2-12; Miller 2-12; Jefferson 1-10; Butts 1-0.

INTERCEPTIONS – Miami: Vincent 2-2; Oliver 1-21; Cox 1-7.

San Diego: None.

SACKS – Miami: Hunter 1.

San Diego: None.

MISSED FIELD GOALS – Miami: None.

San Diego: None.

1992 AFC CHAMPIONSHIP

BILLS 29, DOLPHINS 10
January 17, 1993

Joe Robbie Stadium
Miami, FL

The Miami Dolphins suffered five turnovers (two interceptions and three fumbles) as the team dropped a 29-10 decision to the Buffalo Bills in the AFC Championship Game before a crowd of 72,703 at Joe Robbie Stadium. Buffalo opened the scoring midway through the opening period as defensive end Bruce Smith sacked Miami quarterback Dan Marino and forced a fumble which was recovered by Bills linebacker Darryl Talley on the Dolphins' 47-yard line. Buffalo scored off the takeaway as Steve Christie converted on a 21-yard field goal. Miami tied the score at 3-3 later in the period as Pete Stoyanovich converted on a 51-yard field goal attempt. The Bills took a 10-3 lead early in the second period as quarterback Jim Kelly threw a 17-yard touchdown pass to running back Thurman Thomas. On Miami's next possession, Marino's pass attempt was batted in the air by Buffalo defensive end Phil Hansen and intercepted by Hansen on the Dolphins' 17-yard line. The Bills increased their lead to 13-3 as Christie kicked on a 33-yard field goal. Buffalo took a 20-3 lead early in the third quarter by capitalizing on another Miami turnover as kick returner Mike Williams fumbled the second half kickoff and Buffalo's Carwell Gardner recovered the ball on the Dolphins' 25-yard line. The Bills scored four plays later as running back Kenneth Davis ran into the end zone for a two-yard touchdown. Buffalo increased its lead to 26-3 as Christie hit on a pair of field goals from 21 and 31 yards. Miami closed the score to 26-10 as Marino connected with wide receiver Mark Duper on a 15-yard touchdown pass. With the TD pass, Marino extended his streak to ten consecutive playoff games with one or more touchdown passes which is tied with the Raiders' Ken Stabler (1973-77) for the NFL's all-time record for consecutive post-season games with a touchdown pass. In addition, Duper's touchdown reception was his fifth post-season touchdown catch and broke the team's playoff record for career touchdown receptions. Duper was tied with wide receiver Paul Warfield (four TDs on 34 career playoff catches) and tight end Bruce Hardy (four TDs on 26 catches). Buffalo closed the scoring later in the period as Christie converted his fifth field goal of the game with a 38-yarder.

BUFFALO	3	10	10	6	-	29
MIAMI	3	0	0	7	-	10

B – FG Christie 21	6/43	1- 9:17
M – FG Stoyanovich 51	7/39	1-13:03
B – Thomas, 17 pass from Kelly (Christie kick)	7/64	2- :40
B – FG Christie 33	4/2	2- 2:59
B – Davis, 2 run (Christie kick)	5/24	3- 1:58
B – FG Christie 21	15/67	3- 11:33
B – FG Christie 31	5/39	4- :04
M – Duper, 15 pass from Marino (Stoyanovich kick)	9/62	4- 7:28
B – FG Christie 38	7/23	4-12:23

ATT. – 72,703

	Buffalo	Miami
First Downs/Total-Rush.-Pass.-Pen.	20-10-8-2	15-1-14-0
Total Yards-Plays-Average	358-73-4.9	276-60-4.6
Rushes-Yards-Average	48-182-3.8	11-33-3.0
Net Yards Passing-Times Thrown-Yards Lost	176-1-1	243-4-25
Passes Attempted-Completed-Intercepted	24-17-2	45-22-2
Punts/Number-Average	2-34.5	4-37.0
Penalties/Number-Yards	3-20	5-40
Fumbles/Number-Lost	1-0	4-3

INDIVIDUAL STATISTICS

RUSHING – Miami: Humphrey 8-22; Craver 2-13; Marino 1-(-2).

Buffalo: Thomas 20-96; Davis 19-61, 1 TD; Lamb 1-16; Reed 2-6; Kelly 3-4; Gardner 3-(-1).

PASSING – Miami: Marino 45-22-2, 268 yards, 1 TD.

Buffalo: Kelly 24-17-2, 177 yards, 1 TD.

RECEIVING – Miami: Jackson 5-71; Humphrey 5-41; Martin 3-55; Clayton 3-32; Duper 2-36, 1 TD; Banks 2-18; Craver 2-15.

Buffalo: Thomas 5-70, 1 TD; Davis 4-52; Reed 3-25; Lofton 2-19; McKeller 1-11; Metzelaars 1-6; Gardner 1-(-6).

INTERCEPTIONS – Miami: Brown 1-32; Oliver 1-0.

Buffalo: Hicks 1-31; Hansen 1-0.

SACKS – Miami: Coleman 1.

Buffalo: Smith 1.5; Hansen 1; Bennett 1; Talley 0.5.

MISSED FIELD GOALS – Miami: None.

Buffalo: Christie 38(WL).

1994 AFC FIRST-ROUND PLAYOFF

DOLPHINS 27, CHIEFS 17
December 31, 1994

Joe Robbie Stadium
Miami, FL

Dan Marino threw a pair of touchdown passes to lead the Dolphins to a 27-17 win in a First-Round playoff contest against the Kansas City Chiefs before a crowd of 69,757 at Joe Robbie Stadium. The game was billed as Marino-Montana III and the duel between the two future Hall of Famers lived up to the pregame hype. Marino completed 22 of 29 passes for 257 yards with two touchdowns and no interceptions and Montana countered by hitting on 26 of 37 passes for 314 yards with two scores and an interception. The first half was an offensive shootout which was tied at 17-17 with neither team being forced to punt. Kansas City opened the scoring as Montana tossed a one-yard touchdown pass to tight end Derrick Walker. Miami answered the score on its first possession as Bernie Parmalee scored on a one-yard run. The Chiefs came right back to close the first quarter scoring at 14-7 as Montana threw a short pass to fullback Kimble Anders who turned the play into a 57-yard catch and run for the touchdown. Miami cut the score to 14-10 early in the second quarter as Pete Stoyanovich booted a 40-yard field goal. Kansas City upped their lead to 17-10 later in the quarter as Lin Elliott booted a 21-yard field goal. The Dolphins closed the first half scoring as Marino tossed a one-yard touchdown pass to tight end Ronnie Williams. The scoring pass set an NFL record as it marked Marino's 11th consecutive post-season game with a touchdown toss. He moved past a tie with Montana (San Francisco/Kansas City) and Ken Stabler (Oakland) for the longest all-time streak of playoff games with a touchdown pass in NFL history. The Dolphins dominated the second half and outscored the Chiefs by a 10-0 margin. Miami took their first lead of the ballgame at 24-17 on the first drive of the third quarter as Marino and Irving Fryar connected on a seven-yard touchdown pass. Miami increased its lead to 27-17 on a 40-yard field goal late in the third period. The Dolphins forced a pair of turnovers by the Chiefs in Miami territory to preserve the win. First, cornerback J.B. Brown intercepted a Montana aerial on the goal line to stop a drive and then safety Michael Stewart forced and recovered a fumble by Marcus Allen on the Dolphins' 34-yard line.

KANSAS CITY	14	3	0	0	-	17
MIAMI	7	10	10	0	-	27

KC – Walker, 1 pass from Montana (Elliott kick)	11/80	1- 6:28
M – Parmalee, 1 run (Stoyanovich kick)	10/72	1-12:40
KC – Anders, 57 pass from Montana (Elliott kick)	4/83	1-15:20
M – FG Stoyanovich 40	7/35	2- 2:45
KC – FG Elliott, 21	12/69	2- 8:48
M – R. Williams, 1 pass from Marino (Stoyanovich kick)	13/80	2-14:38
M – Fryar, 7 pass from Marino (Stoyanovich kick)	6/64	3- 3:02
M – FG Stoyanovich 40	10/59	3-13:24

ATT. – 69,757

	Kansas City	Miami
First Downs/Total-Rush.-Pass.-Pen.	24-7-17-0	22-7-13-2
Total Yards-Plays-Average	414-60-6.9	381-61-6.2
Rushes-Yards-Average	23-100-4.3	31-132-4.3
Net Yards Passing-Times Thrown-Yards Lost	314-0-0	249-1-8
Passes Attempted-Completed-Intercepted	37-26-1	29-22-0
Punts/Number-Average	2-40.0	3-43.3
Penalties/Number-Yards	4-15	6-50
Fumbles/Number-Lost	3-1	0-0

INDIVIDUAL STATISTICS

RUSHING – Miami: Parmalee 18-57, 1 TD; Spikes 9-49; McDuffie 1-19; Marino 2-4; Craver 1-3.

Kansas City: Allen 14-64; Anders 5-17; Hill 2-14; Montana 2-5.

PASSING – Miami: Marino 29-22-0, 257 yards, 2 TDs.

Kansas City: Montana 37-26-1, 314 yards, 2 TDs.

RECEIVING – Miami: Fryar 6-71, 1 TD; Craver 4-35; Parmalee 2-34; K. Jackson 2-29; M. Williams 2-28; McDuffie 2-25; Saxon 2-24; Miller 1-10; R. Williams 1-1, 1 TD.

Kansas City: K. Anders 6-103, 1 TD; Allen 5-49; Birden 4-56; Cash 3-38; Walker 3-27, 1 TD; Dawson 3-21; Hill 1-11; Davis 1-9.

INTERCEPTIONS – Miami: Brown 1-24.

Kansas City: None.

SACKS – Miami: None.

Kansas City: Thomas 1.

MISSED FIELD GOALS – Miami: None.

Kansas City: None.

1994 AFC DIVISIONAL PLAYOFF

CHARGERS 22, DOLPHINS 21
January 8, 1995

Jack Murphy Stadium
San Diego, CA

Natrone Means rushed for 139 yards and a touchdown to lead the Chargers to a 22-21 win over the Miami Dolphins in an AFC Divisional Playoff contest before a crowd of 63,381 at Jack Murphy Stadium. San Diego had the first scoring threat of the game as they drove down to Miami's 26-yard line, but Miami's Marco Coleman forced a fumble by Means to stop the drive. Following the takeaway, the Dolphins opened the scoring as Dan Marino capped a nine-play, 79-yard drive with an eight-yard scoring pass to tight end Keith Jackson. The Chargers closed the score to 7-3 on their next possession as John Carney booted a 20-yard field goal. Prior to the field goal attempt, San Diego had a first-and-goal from the Dolphins' six-yard line but the Miami defense stiffened and held the Chargers out of the end zone. The Dolphins increased their lead to 14-3 on their next possession as Marino and Jackson connected again in the end zone for a nine-yard touchdown pass. Jackson's two touchdown receptions in the contest tied Miami's all-time single-game playoff record, which was accomplished five previous times. San Diego answered the touchdown with another field goal as Carney connected on a 21-yard effort. Once again, San Diego had a first-and-goal on Miami's six-yard line and the Dolphin defense limited the Chargers to a field goal. Miami closed the first half scoring as Marino threw a 16-yard touchdown pass to Mike Williams with just 27 seconds left in the first half to take a 21-6 lead. San Diego opened the third quarter with a long drive which was halted when Means was held for no gain on a fourth-and-one play from Miami's one-yard line and the Dolphins took possession of the ball. However, on Miami's first play following the goal line stand, Dolphins running back Bernie Parmalee was tackled in the end zone for a safety to bring the score to 21-8. Following a free kick by Miami's John Kidd, the Chargers got the ball on their own 46-yard line and drove for a 24-yard touchdown run by Means to cut the score to 21-15. Miami had the ball for just one play — the safety by Parmalee — in the entire third quarter. San Diego took a 22-21 lead with just 35 seconds left in regulation as Stan Humphries threw an eight-yard touchdown pass to wide receiver Mark Seay. The Dolphins had one final chance to win the game as Marino drove the team down to the Chargers' 30-yard line but Pete Stoyanovich's 48-yard field goal attempt with just eight seconds remaining was wide right.

MIAMI	7	14	0	0	–	21
SAN DIEGO	0	6	9	7	–	22

M – K. Jackson, 8 pass from Marino (Stoyanovich kick)	9/79	1-12:36
SD – FG Carney 20	15/72	2- 4:24
M – K. Jackson, 9 pass from Marino (Stoyanovich kick)	6/52	2- 7:39
SD – FG Carney 21	9/70	2-12:13
M – M. Williams, 16 pass from Marino (Stoyanovich kick)	9/70	2-14:33
SD – SAFETY – Parmalee tackled in end zone by Davis		3- 8:06
SD – Means, 24 run (Carney kick)	8/54	3-12:18
SD – Seay, 8 pass from Humphries (Carney kick)	10/61	4-14:25

ATT. – 63,381

	Miami	San Diego
First Downs/Total-Rush.-Pass.-Pen.	17-2-12-3	28-12-15-1
Total Yards-Plays-Average	282-47-6.0	466-85-5.5
Rushes-Yards-Average	8-26-3.3	40-202-5.1
Net Yards Passing-Times Thrown-Yards Lost	256-1-6	264-2-12
Passes Attempted-Completed-Intercepted	38-24-0	43-28-2
Punts/Number-Average	5-45.2	2-43.5
Penalties/Number-Yards	7-47	5-67
Fumbles/Number-Lost	1-0	2-1

INDIVIDUAL STATISTICS

RUSHING – Miami: Parmalee 7-16; Craver 1-10.

San Diego: Means 24-139 1 TD; Bieniemy 4-33; Culver 6-14; Harmon 3-12; Jefferson 1-3; Humphries 2-1.

PASSING – Miami: Marino 38-24-0, 262 yards, 3 TDs.

San Diego: Humphries 43-28-2, 276 yards, 1TD.

RECEIVING – Miami: K. Jackson 8-109, 2 TDs; Fryar 5-70; McDuffie 5-46; Craver 2-8; Parmalee 2-8; M. Williams 1-16, 1 TD; Saxon 1-5.

San Diego: Harmon 7-57; Seay 6-61, 1 TD; Martin 5-62; Jefferson 3-44; Means 3-16; Culver 2-23; Pupunu 2-13.

INTERCEPTIONS – Miami: Smith 1-14; Stewart 1-0.

San Diego: None.

SACKS – Miami: Coleman 2.

San Diego: Team 1.

MISSED FIELD GOALS – Miami: Stoyanovich 48(WR).

San Diego: None.

1995 AFC FIRST-ROUND PLAYOFF

BILLS 37, DOLPHINS 22
December 30, 1995

Rich Stadium
Orchard Park, NY

The Buffalo Bills cruised out to a 24-0 halftime lead enroute to a 37-22 victory in an AFC First Round Playoff game in front of 73,103 fans at Rich Stadium. The contest proved to be the last game for Don Shula as head coach of the Dolphins. The Bills, led by running back Thurman Thomas' 158 yards, grounded out an AFC Playoff record 341 rushing yards, breaking the old mark of 318 set by the San Diego Chargers against Boston in 1963. Miami quarterback Dan Marino tied an NFL postseason record, with current teammate Bernie Kosar while he was a member of the Cleveland Browns in 1986, with 64 passing attempts and completed 33 (tied for second-highest in NFL postseason) of them for 422 yards (third-highest in NFL postseason). The two teams set a new NFL postseason record with 1,038 combined total net yards, breaking the old mark of 1,036 by the Dolphins and the San Diego Chargers in an overtime game in 1981. The Bills took an early 7-0 lead when Thomas scored on a one-yard touchdown run. Buffalo kicker Steve Christie put the Bills ahead 10-0 at the midway point of the first quarter with a 48-yard field goal. Buffalo needed just four plays to go 68 yards and took a 17-0 advantage when fullback Darick Holmes ran 21 yards for a touchdown with 9:54 left in the half. On the Dolphins' next possession, they drove to the Buffalo 40-yard line but Marino was hit by Bills defensive end Phil Hansen as he threw and the tipped ball was intercepted by linebacker Marlo Perry. It took Buffalo just 49 seconds to make the score 24-0 as Kelly connected with Steve Tasker on a 37-yard touchdown pass to cap a short three-play, 62-yard drive midway through the second quarter. The Bills added to their lead in the third quarter by driving 55 yards on ten plays and extended their lead to 27-0 when Christie booted a 23-yard field goal late in the third quarter. Miami got on the board when they took their next possession and drove 67 yards on nine plays and made the score 27-7 when Marino hit wide receiver O.J. McDuffie on a five-yard touchdown pass. The Bills increased their lead to 34-7 when they culminated a 61-yard drive with a 44-yard touchdown run by fullback Tim Tindale with 9:31 remaining in the game. The Dolphins cut the lead to 34-14 on their next possession as Marino connected with wide receiver Randal Hill on a 45-yard touchdown to close out a seven-play, 68-yard drive. The Bills answered with an eight-play, 44-yard drive that saw Christie kick a 42-yard field goal to make the score 37-14. Miami then took its next possession and marched 73 yards on eight plays and cut the lead to 37-22 when running back Terry Kirby ran one-yard for the score and a two-point conversion from Marino to McDuffie was good. The Dolphins then attempted an onside kick and safety Michael Stewart recovered at the Buffalo 49-yard line. However,

Miami's last threat of the game was stopped when Marino was intercepted by Bills cornerback Ken Irvn at Buffalo's 13-yard line with 1:51 left in the game. McDuffie set a new club postseason record (tied with nine others for sixth-highest all-time in NFL postseason) with 11 receptions for 154 yards (a new Dolphin postseason record, surpassing Mark Duper's 148 yards vs. Pittsburgh in 1985).

MIAMI	0	0	0	22	—	22
BUFFALO	10	14	3	10	—	37

B	—	Thomas, 1 run (Christie kick)	7/58	1-	5:02
B	—	FG Christie 48	6/26	1-	7:58
B	—	Holmes, 21 run (Christie kick)	4/68	2-	5:06
B	—	Tasker, 37 pass from Kelly (Christie kick)	3/62	2-	7:39
B	—	FG Christie 23	10/55	3-	13:57
M	—	McDuffie, 5 pass from Marino (Stoyanovich kick)	9/67	4-	1:07
B	—	Tindale, 44 run (Christie kick)	3/61	4-	5:29
M	—	R. Hill, 45 pass from Marino (Stoyanovich kick)	7/68	4-	6:59
B	—	FG Christie 42	8/44	4-	10:24
M	—	Kirby, 1 run (Marino pass to McDuffie)	8/73	4-	12:51

ATT. — 73,103

	Miami	Buffalo
First Downs/Total-Rush.-Pass.-Pen.	26-5-20-1	27-18-9-0
Total Yards-Plays-Average	502-80-6.3	536-74-7.2
Rushes-Yards-Average	14-70-5.0	52-341-6.6
Net Yards Passing-Times Thrown-Yards Lost	432-0-0	195-0-0
Passes Attempted-Completed-Intercepted	66-34-3	22-12-2
Punts/Number-Average	3-38.3	4-34.5
Penalties/Number-Yards	4-15	5-29
Fumbles/Number-Lost	2-1	1-0

INDIVIDUAL STATISTICS

RUSHING — Miami: Byars 4-22; Kidd 1-18; Parmalee 5-13; McDuffie 1-9; Kirby 2-8, 1 TD; Marino 1-0. Buffalo: Thomas 25-158, 1 TD; Holmes 15-87, 1 TD; Tindale 4-68, 1 TD; Brooks 2-28; Tasker 2-7; Kelly 3-(-3); Copeland 1-(-4).

PASSING — Miami: Marino 64-33-3, 422 yards, 2 TDs; Kosar 1-1-0, 10 yards, 0 TDs; McDuffie 1-0-0, 0 yards, 0 TDs. Buffalo: Kelly 22-12-2, 195 yards, 1 TD.

RECEIVING — Miami: McDuffie 11-154, 1 TD; Kirby 8-68; Parmalee 4-51; Byars 4-30; Fryar 3-29; Hill 2-59, 1 TD; Clark 2-41. Buffalo: Tasker 5-108, 1 TD; Thomas 3-42; Cline 2-32; Brooks 2-13.

INTERCEPTIONS — Miami: Atkins 1-26; Vincent 1-0. Buffalo: Perry 1-3; Johnson 1-2; Irvin 1-0.

SACKS — Miami: None. Buffalo: None.

MISSED FIELD GOALS — Miami: Stoyanovich 53(S). Buffalo: None.

1997 AFC FIRST-ROUND PLAYOFF

PATRIOTS 17, DOLPHINS 3
December 28, 1997

Foxboro Stadium
Foxboro, MA

The New England Patriots recorded their third win of the 1997 season over the Dolphins, and their fourth straight over Miami dating back to 1996, by holding Miami to just a field goal in their 17-3 triumph in a first-round playoff game at Foxboro Stadium. The loss was the Dolphins' third straight in the postseason. New England held Miami to 162 yards of total offense, the lowest total in the 32-game postseason history for the Dolphins, below a 176-yard performance against Washington in Super Bowl XVII. In addition, the three points scored by the Dolphins equalled the fewest points scored by the team in a playoff game with a 24-3 loss to the Dallas Cowboys in Super Bowl VI. Overall, New England forced three Miami turnovers, while the Patriots did not commit any miscues and 14 of New England's 17 points resulted from a Dolphins turnover. The Patriots sacked Dolphins quarterback Dan Marino four times on the day and Marino was held without a touchdown for the first time in 14 career playoff games. Marino's 13 straight playoff games with a touchdown is an NFL record. The Dolphins got to the Patriots' 39 late in the first quarter, but were stopped on third and fourth-and-one. The Patriots had an opportunity to take a 3-0 lead early in the second quarter, but Adam Vinatieri missed wide left on a 48-yard field goal attempt. Three plays later, Chris Slade intercepted a Dan Marino pass and returned it 22 yards to the Dolphins' 29. That led to a 24-yard touchdown pass from Drew Bledsoe to Troy Brown three plays afterward, on third-and-five, 4:33 into the second quarter. New England took over at its own 40 with 2:16 left in the first half and drove to the Dolphins' 30 before Vinatieri missed wide right on a 47-yard field goal try with 30 seconds on the clock. On the second play of the second half, Todd Collins picked off a Marino pass and brought it back 40 yards for a touchdown. The Patriots

extended their lead to 17 points with 1:58 left in the third quarter when Vinatieri capped a 15-play, 67-yard drive with a 22-yard field goal. The Dolphins got their only points of the game nine seconds into the fourth quarter, on an Olindo Mare 38-yard field goal. Miami had gained possession at the Patriots' 43 after a Corey Harris 40-yard kickoff return and a ten-yard tripping penalty on the Patriots. Corey Harris recovered the ensuing onside kick, and the Dolphins took over at their own 44. On the next play, however, Chris Canty stripped the ball from Marino and Chris Slade recovered at the Dolphins' 41. Miami got into New England territory on each of its last two possessions - getting as far as the 45 and 43 - but were stopped on fourth down on each occasion.

MIAMI	0	0	0	3	-	3
NEW ENGLAND	0	7	10	0	-	17

NE – Brown, 24 pass from Bledsoe (Vinatieri kick)	3/29	2- 4:33
NE – Collins, 40 interception return (Vinatieri kick)		3- :55
NE – FG Vinatieri 22	15/67	3-13:02
M – FG Mare 38	8/23	4- :09

ATT. – 73,103

	Miami	New England
First Downs/Total-Rush.-Pass.-Pen.	10-2-6-2	15-7-7-1
Total Yards-Plays-Average	162-64-2.5	228-66-3.5
Rushes-Yards-Average	17-42-2.5	31-108-3.5
Net Yards Passing-Times Thrown-Yards Lost	120-4-21	120-3-19
Passes Attempted-Completed-Intercepted	43-17-2	32-16-0
Punts/Number-Average	7/37.4	7/36.7
Penalties/Number-Yards	5-21	5-31
Fumbles/Number-Lost	2-1	2-0

INDIVIDUAL STATISTICS

RUSHING – Miami: Parmalee 9-22; Abdul-Jabbar 5-16; McPhail 1-4; Marino 1-2; Pritchett 1-(-2).

New England: Cullors 22-86; Grier 6-16; Bledsoe 2-4; Meggett 1-2.

PASSING – Miami: Marino 43-17-2, 141 yards, 0 TDs.

New England: Bledsoe 32-16-0, 139 yards, 1 TD.

RECEIVING – Miami: McPhail 5-28; L. Thomas 3-62; Parmalee 3-13; McDuffie 3-6; Perriman 1-13; Jordan 1-11; Drayton 1-8.

New England: Glenn 4-57; Coates 4-25; Brown 2-32, 1 TD; Meggett 2-11; Jefferson 1-7; Purnell 1-4; Gash 1-3; Cullors 1-0.

INTERCEPTIONS – Miami: None.

New England: Collins 1-40, 1 TD; Slade 1-22.

SACKS – Miami: Armstrong 1; Brigrance 1; Gardener 1.

New England: Canty 1; Johnson 1; McGinest 1; Slade 1.

MISSED FIELD GOALS – Miami: None.

New England: Vinatieri 48(WL); 47(WR).

1998 AFC FIRST-ROUND PLAYOFF

DOLPHINS 24, BILLS 17
January 2, 1999

Pro Player Stadium
Miami, FL

The Dolphins recorded their first playoff win since the 1994 season, snapping a three-game losing streak in the postseason with a 24-17 win in an AFC First-Round Playoff game over the Buffalo Bills at Pro Player Stadium. Doug Flutie connected with Eric Moulds for a 65-yard completion on the game's first play from scrimmage, but Terrell Buckley stripped the ball and Brock Marion returned the fumble 17 yards to the Dolphins' 29-yard line. That led to a 16-play, 57-yard drive which used 8:23 of the clock and ended with an Olindo Mare 31-yard field goal. Miami made it a 6-0 game on Mare's second field goal of the afternoon, from 40 yards out, 4:24 into the second quarter. The score capped an 11-play, 66-yard drive that consumed 6:22 of the clock. Mare attempted an onside kick on the ensuing kickoff that was recovered by the Bills' Dan Brandenburg. Three plays later, Buffalo took its first lead of the game when Thurman Thomas ran it in from one-yard out, two plays after Flutie and Moulds combined for a 37-yard completion to the Dolphins' five-yard line. Buffalo got to the Dolphins' six-yard line with 24 seconds remaining in the first half, but Marion picked off a Flutie pass and returned it 19 yards. A personal foul penalty on the Bills put the Dolphins at their own 35. Dan Marino then completed a 52-yard pass to Oronde Gadsden who then lateraled the ball to O.J. McDuffie, putting the Dolphins at the Bills' nine-yard line. Mare, however, hit the right upright on a 26-yard field goal attempt as time expired in the half. The Dolphins regained the lead at 13-7 on Karim Abdul-Jabbar's three-yard touchdown run with 2:32 left in the third quarter. Abdul-Jabbar rushed for 21 yards on the 52-yard drive, which was accomplished in 12 plays and saw the Dolphins connect on three third down conversions. Stanley Pritchett punched it in for the two-point conversion. Buffalo answered less than two minutes later with a 32-yard touchdown pass from Flutie to Moulds which tied the game at 14 with 48 seconds left in the third quarter. Miami got the ball back and embarked

on a 17-play, 77-yard drive that ended with Mare's third field goal of the game, from 23 yards out, 5:15 into the fourth period. Four plays afterward, Jerry Wilson forced the ball loose from Andre Reed after a reception and Terrell Buckley recovered, returning it six yards to midfield. The Dolphins capitalized off that turnover when Marino connected with Lamar Thomas for an 11-yard scoring strike on third-and-seven with 3:32 remaining in the game, capping the eight play drive. The Bills took over at their own 20 and got to the Dolphins' 15-yard line before Steve Christie connected on a 33-yard field goal with 1:33 left in the game. Kurt Schulz recovered the ensuing onside kick for Buffalo, giving them possession at their own 31 with 1:30 to play. The first play of the drive was a 30-yard completion from Flutie to Moulds, putting the Bills at the Dolphins' 39-yard line. From there, Buffalo converted three consecutive third downs, giving them a first-and-goal from the Dolphins' five-yard line with 17 seconds remaining. Trace Armstrong then sacked Flutie, forcing the ball loose, which was recovered by Shane Burton to preserve the victory. Moulds finished the game with an NFL playoff record 240 receiving yards.

BUFFALO	0	7	7	3	–	17
MIAMI	3	3	8	10	–	24

M – FG Mare 31	16/57	1 - 8:53
M – FG Mare 40	11/66	2 - 4:24
B – T. Thomas, 1 run (Christie kick)	3/42	2 - 6:06
M – Abdul-Jabbar, 3 run (Pritchett run)	12/52	3 -12:28
B – Moulds, 32 pass from Flutie (Christie kick)	4/81	3 -14:12
M – FG Mare 23	11/77	4 - 5:15
M – L. Thomas, 11 pass from Marino (Mare kick)	8/50	4 -11:18
B – FG Christie 33	7/65	4 -13:27

ATT. – 72,698

	Buffalo	Miami
First Downs/Total-Rush.-Pass.-Pen.	23-7-13-3	25-10-10-5
Total Yards-Plays-Average	416-57-7.3	345-69-5.0
Rushes-Yards-Average	18-77-4.3	34-117-3.4
Net Yards Passing-Times Thrown-Yards Lost	339-3-21	228-1-7
Passes Attempted-Completed-Intercepted	36-21-1	34-23-1
Punts/Number-Average	2/36.5	1/34.0
Penalties/Number-Yards	9-93	6-75
Fumbles/Number-Lost	4-4	0-0

INDIVIDUAL STATISTICS

RUSHING – Miami: Abdul-Jabbar 27-95, 1 TD; Parmalee 2-10; Pritchett 2-7; Avery 1-3; McDuffie 1-3; Marino 1-(-1).

Buffalo: T. Thomas 7-33, 1 TD; Flutie 4-29; A. Smith 7-15.

PASSING – Miami: Marino 34-23-1, 235 yards, 1 TD.

Buffalo: Flutie 36-21-1, 360 yards, 1 TD.

RECEIVING – Miami: McDuffie 6-53; Gadsden 5-85; L. Thomas 4-36, 1 TD; Drayton 3-20; Perry 2-29; Abdul-Jabbar 2-4; Ruddy 1-8.

Buffalo: Moulds 9-240, 1 TD; Reed 5-60; Williams 2-20; Loud 1-12; A. Smith 1-12; Gash 1-9; Riemersma 1-4; T. Thomas 1-3.

INTERCEPTIONS – Miami: Marion 1-19.

Buffalo: Jackson 1-0.

SACKS – Miami: Armstrong 1; Gardener 0.5; Jones 0.5; Rodgers 0.5; Tanner 0.5.

Buffalo: Wiley 1.

MISSED FIELD GOALS – Miami: Mare 26(WR).

Buffalo: None.

1998 AFC DIVISIONAL PLAYOFF

BRONCOS 38, DOLPHINS 3
January 9, 1999

Mile High Stadium
Denver, CO

Miami failed to score a touchdown in its second straight road playoff game, as they dropped their seventh consecutive postseason road game overall, with a 38-3 loss to the Broncos at Mile High Stadium. After stopping the Dolphins on the first series of the game, the Broncos took over at their own eight and embarked on a 14-play, 92-yard drive that used 7:56 of the clock and ended with a Terrell Davis one-yard touchdown run with 5:55 left in the opening quarter. Davis ran for 38 yards on seven carries on the drive, and John Elway completed five of six passes for 48 yards. Denver took a two-touchdown advantage before the first quarter was over when Davis scored on a 20-yard run with 1:02 remaining in the opening period. The touchdown came three plays after Elway connected with Ed McCaffrey for a 33-yard completion to the Dolphins' 33-yard line. Miami answered with an 11-play, 76-yard drive that consumed 5:55 of the clock and ended with an Olindo Mare 22-yard field goal, 4:53 into the second quarter. Dan Marino completed six of seven passes for 55 yards on the march. Denver scored a touchdown on their third consecutive series when Derek Loville ran it in

from 11 yards out with 4:39 left in the second quarter. The score capped an 11-play, 87-yard drive that used 5:28 of the clock. As a team, the Broncos rushed for 62 yards on the drive, including 47 yards by Davis. Davis broke loose for a 62-yard run to the Dolphins' 18-yard line on the first play of the second half, leading to a Jason Elam 32-yard field goal four plays afterward. Denver opened a 28-point advantage 1:37 into the fourth quarter when Elway combined with Rod Smith for a 28-yard touchdown strike. The Broncos finished off the scoring when Neil Smith recovered an Oronde Gadsden fumble following a reception and rumbled 79 yards for a touchdown.

MIAMI	0	3	0	0	-	3
DENVER	14	7	3	14	-	38

D - Davis, 1 run (Elam kick)	14/92	1 - 9:05
D - Davis, 20 run (Elam kick)	4/66	1 -13:58
M - FG Mare 22	11/76	2 - 4:53
D - Loville, 11 run (Elam kick)	11/87	2 -10:21
D - FG Elam 32	5/66	3 - 3:08
D - R. Smith, 28 pass from Elway (Elam kick)	5/52	4 - 1:37
D - N. Smith, 79 fumble return (Elam kick)		4 - 5:11

ATT. - 75,729

	Miami	Denver
First Downs/Total-Rush.-Pass.-Pen.	14-1-11-2	24-13-10-1
Total Yards-Plays-Average	252-51-4.9	424-62-6.8
Rushes-Yards-Average	13-14-1.1	38-250-6.6
Net Yards Passing-Times Thrown-Yards Lost	238-1-5	174-1-8
Passes Attempted-Completed-Intercepted	37-26-2	23-14-0
Punts/Number-Average	5/45.6	2/48.5
Penalties/Number-Yards	10-57	5-41
Fumbles/Number-Lost	1-1	0-0

INDIVIDUAL STATISTICS

RUSHING - Miami: Parmalee 7-14; Abdul-Jabbar 3-5; Huard 2-(-2); Pritchett 1-(-3).
Denver: Davis 21-199, 2 TDs; Loville 8-34, 1 TD; Elway 3-19; Brister 6 (-2).
PASSING - Miami: Marino 37-26-2, 243 yards, 0 TDs.
Denver: Elway 23-14-0, 182 yards, 1 TD.
RECEIVING - Miami: McDuffie 9-118; Parmalee 5-24; Gadsden 4-36; L. Thomas 3-31; Pritchett 3-23; Jacquet 1-6; Abdul-Jabbar 1-5.
Denver: Sharpe 5-38; R. Smith 4-71, 1 TD; McCaffrey 3-52; Griffith 1-14; Davis 1-7.
INTERCEPTIONS - Miami: None.
Denver: Johnson 1-48; Romanowski 1-0.
SACKS - Miami: Wilson 1.
Denver: Washington 1.
MISSED FIELD GOALS - Miami: None.
Denver: None.

1999 AFC FIRST-ROUND PLAYOFF

DOLPHINS 20, SEAHAWKS 17 January 9, 2000	Kingdome Seattle, WA
--	---------------------------------------

In the last game ever played at the Kingdome, the Dolphins recorded their first road playoff win since 1972 with a 20-17 triumph over the Seattle Seahawks. The Seahawks' second possession of the game started at the Dolphins' 47 after Miami was forced to punt from its own four-yard line. From there, Seattle needed eight plays before Jon Kitna connected with Sean Dawkins for a nine-yard touchdown pass on third-and-three, with 6:18 to play in the first quarter. The score marked the second third-down conversion on the drive for the Seahawks. Kitna and Mike Pritchard hooked up for a pair of completions on the drive, totaling 29 yards. Brock Marion returned the ensuing kickoff 47 yards to midfield. The Dolphins then moved 37 yards in seven plays, leading to an Olindo Mare 32-yard field goal with 2:05 remaining in the opening quarter. The Seahawks re-gained their seven-point advantage with 45 seconds left in the first half on Todd Peterson's 50-yard field goal, which capped an eight-play, 49-yard drive that used 3:45 of the clock. The Dolphins took over at their own 40 on the opening possession of the second half after Peterson's kickoff went out of bounds. Led by Dan Marino, who completed all six of his passes, totaling 56 yards, Miami embarked on a ten-play, 60-yard drive that consumed 6:05 of the clock and ended with a one-yard touchdown pass from Marino to Oronde Gadsden on third-and-goal. The touchdown pass was the 31st for Marino in his playoff career, moving him past Terry Bradshaw into sole possession of second on the NFL's all-time postseason list. The key play on the march was a 27-yard completion from Marino to O.J. McDuffie on third-and-seven from the Seattle 46. Charlie Rogers took the ensuing kickoff and raced 85 yards for a touchdown to give Seattle the lead once again. The Dolphins pulled to within four points on Mare's 50-yard field goal with 2:22 to play in the third quarter, culminating a six-play, 32-yard drive in which Autry Denson rushed for 25 yards. The ensuing onside kick was recovered by Miami's Shawn Wooden, and the Dolphins took over

at their own 42. Although they could not take advantage of that opportunity, Tom Hutton's punt that followed pinned Seattle at their own six. Down by four points with 9:09 to play, Miami gained possession at their own 15. On the third play of the series, they faced a third-and-17 from their own 8 when Marino hit Tony Martin for a 23-yard completion. From there, Miami marched the length of the field in just eight more plays, the final one being a two-yard TD run by J.J. Johnson with 4:48 to play in the game. Two plays prior to the score Marino connected with Gadsden for a 24-yard completion on third-and-10 from the Seahawks 29, giving them a first-and-goal from the 5. Seattle went three and out on their next series, and a Terrell Buckley interception with 23 seconds remaining ended any Seattle comeback hopes. The Dolphins dominated the second half of the game, as they gained 230 yards while holding Seattle to just 32 yards over the final 30 minutes of the game. Overall on the day, the Dolphins outgained Seattle by a 299-171 margin. They rushed for 108 yards while limiting the Seahawks to just 41 yards. The Dolphins held the ball for 34:48. Miami registered a club playoff record six sacks on the afternoon, including three by Trace Armstrong. Johnson finished the game with 86 yards rushing and a touchdown on 27 attempts. McDuffie and Martin each caught five passes.

MIAMI	3	0	10	7	-	20
SEATTLE	7	3	7	0	-	17

S - Dawkins, 9 pass from Kitna (Peterson kick)	8/47	1 - 8:42
M - FG Mare 32	7/37	1 -12:55
S - FG Peterson 50	8/49	2 -15:15
M - Gadsden, 1 pass from Marino (Mare kick)	10/60	3 - 6:05
S - Rogers, 85 kickoff return (Peterson kick)		3 - 6:23
M - FG Mare 50	6/32	3 -12:38
M - Johnson, 2 run (Peterson kick)	11/85	4 -10:12

ATT. - 66,170

	Miami	Seattle
First Downs/Total-Rush.-Pass.-Pen.	18-7-10-1	12-0-10-2
Total Yards-Plays-Average	299-68-4.4	171-56-3.1
Rushes-Yards-Average	37-108-2.9	20-41-2.1
Net Yards Passing-Times Thrown-Yards Lost	191-1-5	130-6-32
Passes Attempted-Completed-Intercepted	30-17-0	30-14-2
Punts/Number-Average	8/41.3	7/47.9
Penalties/Number-Yards	6-67	2-10
Fumbles/Number-Lost	0-0	0-0

INDIVIDUAL STATISTICS

RUSHING - Miami: Johnson 27-86, 1 TD; Denson 7-19, Pritchett 2-4; Marino 1-(-1).
Seattle: Watters 19-40; Kitna 1-1.

PASSING - Miami: Marino 30-17-0, 196 yards, 1 TD.
Seattle: Kitna 30-14-2, 162 yards, 1 TD.

RECEIVING - Miami: McDuffie 5-82; Martin 5-70; Gadsden 2-25, 1 TD; Johnson 2-3; Konrad 1-7; Goodwin 1-6; Perry 1-3.

Seattle: Dawkins 3-35, 1 TD; Pritchard 3-34; Fauria 3-31; Watters 2-22; Brown 2-18; Galloway 1-22.

INTERCEPTIONS - Miami: Marion 1-31; Buckley 1-6.
Seattle: None.

SACKS - Miami: Armstrong 3; Owens 1; Z. Thomas 1; Wilson 1.
Seattle: Adams 1.

MISSED FIELD GOALS - Miami: None.
Seattle: None.

1999 AFC DIVISIONAL PLAYOFF

JAGUARS 62, DOLPHINS 7
January 15, 2000

ALLTEL Stadium
Jacksonville, FL

The Dolphins allowed the most point in club history and suffered their worst defeat ever as well. The Jaguars took a 7-0 lead on an eight-yard touchdown pass from Mark Brunell to Jimmy Smith on the first series of the game, 4:28 into the contest. A 41-yard completion from Mark Brunell to Jimmy Smith to the Dolphins' 22 was the key play on the 73-yard drive, in which Jacksonville converted all three of their third down attempts, including the touchdown. On the next play from scrimmage, Aaron Beasley intercepted a Dan Marino pass and Jacksonville took over at the Dolphins' 41. From there, the Jaguars moved 14 yards, setting up a Mike Hollis 45-yard field goal, with 6:19 to play in the opening quarter. The Jaguars scored for the third time in as many possessions when Fred Taylor broke loose for a 90-yard touchdown run with 3:46 remaining in the first quarter. On the following play from scrimmage, Tony Brackens stripped the ball from Marino, Brackens recovered and went 16 yards for the score. On the first play of the second quarter, Jacksonville scored again on a 39-yard touchdown pass from Brunell to Taylor on third-and-14. The Jaguars gained possession at the Dolphins' 21 on their next series after Corey Chamblin blocked a Tom Hutton punt. That led to a James Stewart 25-yard TD run three plays later. Hollis added a 28-yard field goal 1:51 prior to the

half. That score came five plays after Carnell Lake recovered a J.J. Johnson fumble at the Dolphins' 30. Miami got its first points of the game three seconds before halftime when Marino and Oronde Gadsden combined for a 20-yard TD pass, on third-and-10. Jay Fiedler connected with Jimmy Smith for a 70-yard touchdown pass, 2:57 into the third quarter, giving Jacksonville 48 points on the afternoon, marking the most points that Miami has ever given up in the postseason. Fiedler fired his second touchdown pass of the day with 6:19 to play in the third quarter when he hit Alvis Whitted for a 38-yard scoring pass. Jacksonville finished the scoring with a Chris Howard five-yard touchdown run 4:23 into the fourth quarter, one play after Donovan Darius recovered an Autry Denson fumble.

MIAMI	0	7	0	0	-	7
JACKSONVILLE	24	17	14	7	-	62

J	-	Smith, 8 pass from Brunell (Hollis kick)	9/73	1 - 4:28
J	-	FG Hollis 45	9/14	1 - 8:41
J	-	Taylor, 90 run (Hollis kick)	2/91	1 - 11:14
J	-	Brackens, 16 fumble return (Hollis kick)		1 - 11:39
J	-	Taylor, 39 pass from Brunell (Hollis kick)	4/53	2 - :12
J	-	Stewart, 25 run (Hollis kick)	3/21	2 - 2:55
J	-	FG Hollis 28	5/20	2 - 13:09
M	-	Gadsden, 20 pass from Marino (Mare kick)	9/80	2 - 14:57
J	-	Smith, 70 pass from Fiedler (Hollis kick)	3/78	3 - 2:57
J	-	Whitted, 38 pass from Fiedler (Hollis kick)	5/69	3 - 8:41
J	-	Howard, 5 run (Hollis kick)	1/5	4 - 4:23

ATT. - 66,170

	Miami	Jacksonville
First Downs/Total-Rush.-Pass.-Pen.	10/0-6-4	21/10-10-1
Third Down Efficiency	2-14/14.3	8-16/50.0
Total Yards-Plays-Average	133-65-2.0	520-68-7.6
Rushes-Yards-Average	19-23-1.2	46-257-5.6
Net Yards Passing-Times Thrown-Yards Lost	110-5-31	263-2-14
Passes Attempted-Completed-Intercepted	41-16-2	20-12-1
Punts/Number-Average	9-39.6	5-39
Penalties/Number-Yards	9-88	7-51
Fumbles/Number-Lost	6-5	1-1

INDIVIDUAL STATISTICS

RUSHING - Miami: Denson 6-10; Pritchett 2-10; Johnson 8-9; Huard 1-2; Marino 1-0; Hutton 1-(8-). Jacksonville: Taylor 18-135, 1 TD; Stewart 11-62, 1 TD; Howard 15-54, 1 TD; Brunell 1-6; Shelton 1-0.

PASSING - Miami: Marino 25-11-2, 95 yards, 1 TD; Huard 16-5-0, 46 yards, 0 TDs.

Jacksonville: Brunell 9-5-0, 105 yards, 2 TDs; Fiedler 11-7-1, 172 yards, 2 TDs.

RECEIVING - Miami: Gadsden 6-62, 1 TD; Konrad 3-30; McDuffie 2-19; Pritchett 2-17; Johnson 2-11; Drayton 1-2.

Jacksonville: Smith 5-136, 2 TDs; McCardell 4-52; Taylor 1-39, 1 TD; Whitted 1-38, 1 TD; Shelton 1-12.

INTERCEPTIONS - Miami: Jackson 1-0 yards.

Jacksonville: Beasley 2-5 yards.

SACKS - Miami: Bowens 1.0; Mixon 1.0.

Jacksonville: Walker 2; Brackens 1; Leroy 1; Marts 1.

MISSED FIELD GOALS - Miami: None.

Jacksonville: Hollis 39(WL).

2000 AFC FIRST-ROUND PLAYOFF

DOLPHINS 23, COLTS 17 (OT)
December 30, 2000

Pro Player Stadium
Miami, FL

The Miami Dolphins recorded the second-largest comeback win in team playoff history as they rallied from a 14-0 halftime deficit to earn a 23-17 overtime win against the Indianapolis Colts at Pro Player Stadium. The Dolphins faced a fourth-and-six from the Colts' 39 on their first possession of the game, but could not convert. The Colts took over and marched 47 yards in seven plays, en route to a Mike Vanderjagt 32-yard field goal. The Dolphins made it to the Colts' 33 late in the first quarter, but on third-and-14, Chad Cota intercepted a Jay Fiedler pass in the end zone. Vanderjagt lined up to attempt his second field goal in as many series, but the run by holder Hunter Smith on the fake was short of the first down. On the next play from scrimmage, Chad Bratzke intercepted a Fiedler pass and returned it four yards to the Dolphins' four. That led to a seven-play, 17-yard drive that culminated with a Vanderjagt 26-yard field goal. Fiedler suffered his third interception in as many series three plays later when Cota picked off his second pass of the day, giving the Colts the ball at the Dolphins' 18. Two plays later, Peyton Manning connected with Jerome Pathon for a 17-yard score. That was followed by a Manning to Ken Dilger pass for the two-point conversion. The Dolphins had a chance to put their first points on the board with 31 seconds left in the first half, but Olindo Mare missed wide right on a 38-yard field goal attempt. The Dolphins opened the second half

INDIANAPOLIS	3	11	0	3	0	–	17
MIAMI	0	0	7	10	6	–	23

I	-	FG Vanderjagt 32	7/47	1 - 7:11
I	-	FG Vanderjagt 26	7/17	2 - 5:27
I	-	Pathon, 17 pass from Manning (Manning pass to Dilger)	2/18	2 - 7:13
M	-	L. Smith, 2 run (Mare kick)	11/70	3 - 6:51
M	-	FG Mare 38	9/53	4 - 4:37
I	-	FG Vanderjagt 50	9/45	4 - 10:05
M	-	Weaver, 9 pass from Fiedler (Mare kick)	14/80	4 - 14:26
M	-	L. Smith, 17 run (Mare kick)	11/61	OT - 9:18

	Indianapolis	Miami
First Downs/Total-Rush-Pass-Pen.	14/6-8-0	26/16-10-0
Third Down Efficiency	2-11/18.2	8-17/47.1
Total Yards-Plays-Average	293-55-5.3	434-84-5.2
Rushes-Yards-Average	23-99-4.3	48-258-5.4
Net Yards Passing-Sacked-Yards Lost	194-0-0	176-2-9
Passes Attempted-Completed-Intercepted	32-17-0	34-19-3
Punts/Number-Average	4-42.8	3-46
Penalties/Number-Yards	1-10	7-55
Fumbles/Number-Lost	0-0	0-0
Time of Possession	27:46	43:40

RUSHING – Miami: L. Smith 40-209, 2 TDs; Fiedler 7-43; Martin 1-6.
Indianapolis: James 21-107; Manning 1-(-2); Smith 1-(-6).

PASSING – Miami: Fiedler 34-19-3, 185 yards, 1 TD.
Indianapolis: Manning 32-17-0, 194 yards, 1 TD.

RECEIVING – Miami: McDuffie 4-57; Gadsden 4-38; L. Smith 3-18; Martin 2-21; Johnson 2-18; Denson 2-18; Weaver 1-9, 1 TD; Ogden 1-6.
Indianapolis: Pathon 5-69, 1 TD; Harrison 5-63; James 3-33; Dilger 3-16; Pollard 1-13.

INTERCEPTIONS – Miami: None.
Indianapolis: Cota 2-23 yards; Bratzke 1-4 yards.

SACKS – Miami: None
Indianapolis: Johnson 1; Belser 0.5; Whittington 0.5.

MISSED FIELD GOALS – Miami: Mare 38(WR).
Indianapolis: Vanderjaagt 49(WR).

**Network Associates Coliseum
Oakland, CA**

Playoff History • 563

recovered a Lamar Smith fumble that was forced by Tory James. Of the 43 yards on the march, Gannon scrambled for 19 yards. The final points of the day were scored on the Raiders' first possession of the second half when Tyrone Wheatley ran it in from two yards out, culminating a 12-play, 54-yard drive that used 6:50 of the clock. Gannon threw for 32 yards on the march, including a 12-yard completion to Tim Brown on third-and-seven, one play prior to the touchdown.

MIAMI	0	0	0	0	-	0
OAKLAND	10	10	7	0	-	27

O - James, 90 interception return (Janikowski kick)		1 - 3:24
O - FG Janikowski 36	8/46	1 - 10:08
O - FG Janikowski 33	12/78	2 - 6:24
O - Jett, 6 pass from Gannon (Janikowski kick)	9/43	2 - 13:57
O - Wheatley, 2 run (Janikowski kick)	12/54	3 - 9:04

ATT. - 61,998

	Miami	Oakland
First Downs/Total-Rush-Pass Pen.	10/0-8-2	20/10-7-3
Third Down Efficiency	2-12/16.7	8-16/50.0
Total Yards-Plays-Average	204-56-3.6	267-66-4.0
Rushes-Yards-Average	17-40-2.4	45-140-3.1
Net Yards Passing-Sacked-Yards Lost	164-2-12	127-3-16
Passes Attempted-Completed-Intercepted	37-18-3	18-12-0
Punts/Number-Average	6-34.2	5-46.8
Penalties/Number-Yards	8-55	6-40
Fumbles/Number-Lost	1-1	1-1
Time of Possession	22:36	37:24

INDIVIDUAL STATISTICS

RUSHING - Miami: Johnson 3-12; Denson 3-12; Fiedler 3-12; L. Smith 8-4.

Oakland: Wheatley 19-56, 1 TD; Kirby 11-37; Gannon 5-31; Jordan 5-15; Kaufman 1-4; Crockett 1-3; Hoying 2-(-2); Jett 1-(-4).

PASSING - Miami: Fiedler 37-18-3, 176 yards, 0 TDs.

Oakland: Gannon 18-12-0, 143 yards, 0 TDs; Hoying 0-0-0, 0 yards, 0 TDs.

RECEIVING - Miami: Denson 6-42; Shepherd 4-20; McDuffie 3-43; Martin 2-27; Gadsden 1-33; Johnson 1-7; L. Smith 1-4.

Oakland: Kirby 2-35; Rison 2-28; Brown 2-27; Jordan 2-14; Jett 2-13; Brigham 1-17; Crockett 1-9.

INTERCEPTIONS - Miami: None.

Oakland: James 2-98 yards, 1 TD; Allen 1-0 yards.

SACKS - Miami: Armstrong 1; Bromell 1; Jones 1.

Oakland: Bryant 1; Coleman 1.

MISSED FIELD GOALS - Miami: None.

Oakland: Janikowski 58(S).

2001 AFC FIRST-ROUND PLAYOFF

RAVENS 20, DOLPHINS 3
January 13, 2002

Pro Player Stadium
Miami, FL

The Dolphins dropped their first home playoff game since January 17, 1993, snapping a three-game home playoff win streak. Twan Russell stripped the ball from Jermaine Lewis on the game's opening kickoff and Tommy Hendricks recovered at the Ravens' 24-yard line, leading to an Olindo Mare 33-yard field goal four plays later. The score remained that way until the third play of the second quarter when Terry Allen scored on a four-yard run, culminating a 17-play, 90-yard drive in which Baltimore ran the ball 12 times totaling 61 yards, led by Allen, who rushed for 27 yards on four carries. With just more than a minute remaining in the first half, Jamie Sharper recovered a Travis Minor fumble at the Dolphins' 41-yard line. The Ravens were unable to capitalize, however, as Matt Stover's 40-yard field goal attempt as time expired hit the left upright. Baltimore extended its lead to 11 points with 1:20 to play in the third quarter when Elvis Grbac hit Travis Taylor in the end zone for a four-yard touchdown pass on third-and-goal, capping an 11-play, 99-yard drive. The key play was a 45-yard completion from Grbac to Taylor on third-and-one from the Ravens' 10-yard line. Peter Boulware stripped the ball from Jay Fiedler on a sack on the third play of the fourth quarter, and Boulware recovered at the Dolphins' 37-yard line. That resulted in a Matt Stover 35-yard field goal six plays afterward. Stover added his second field goal in as many series with a 40-yarder with 2:01 to play in the game. That three-pointer came 11 plays after a Duane Starks interception after the Dolphins had made it to the Ravens' 42-yard line. Baltimore rushed for 49 yards on eight attempts on the scoring drive.

BALTIMORE	0	7	7	6	-	20
MIAMI	3	0	0	0	-	3

M - FG Mare 33

4/9/2:03

1 - 12:46

B – Allen, 4 run (Stover kick)	17/90/8:51	2 - 13:34
B – Taylor, 4 pass from Grbac (Stover kick)	11/99/5:42	3 - 1:20
B – FG Stover 35	6/20/3:33	4 - 11:05
B – FG Stover 40	11/50/6:33	4 - 2:01

ATT. – 72,251

	Baltimore	Miami
First Downs/Total-Rush-Pass Pe.	20/12-7-1	9/1-6-2
Third Down Efficiency	10-16/62.5	3-11/27.3
Total Yards-Plays-Average	347-69-5.0	151-46-3.3
Rushes-Yards-Average	50-226-4.5	15-46-3.1
Net Yards Passing-Sacked-Yards Lost	121-1-12	105-3-17
Passes Attempted-Completed-Intercepted	18-12-0	28-15-1
Punts/Number-Average	4-45.5	5-47.4
Penalties/Number-Yards	5-35	6-36
Fumbles/Number-Lost	1-1	3-2
Time of Possession	37:54	22:06

INDIVIDUAL STATISTICS

RUSHING – Miami: Fiedler 3-16; Minor 5-14; Lucas 1-10; Smith 6-6.

Baltimore: Allen 25-109, 1 TD; Brookins 10-65; Williams 6-24; Taylor 1-15; Ayanbadejo 2-8; J. Lewis 2-4; Grbac 2-3; Redman 2-(-2).

PASSING – Miami: Fiedler 28-15-1, 122 yards, 0 TDs.

Baltimore: Grbac 18-12-0, 133 yards, 1 TD.

RECEIVING – Miami: Ward 5-55; McKnight 4-26; Weaver 2-22; Minor 2-4; Gadsden 1-9; Smith 1-6.

Baltimore: Sharpe 4-23; Taylor 2-49, 1 TD; Ismail 1-16; Gash 1-13; Heap 1-11; Stokley 1-11; Ayanbadejo 1-7; Brookins 1-3.

INTERCEPTIONS – Miami: None.

Baltimore: Starks 1-26 yards.

SACKS – Miami: Galyon 1.

Baltimore: Boulware 1; Mitchel 1; Sharper 1.

MISSED FIELD GOALS – Miami: None.

DOLPHINS ON THE INTERNET

All the information you need to read and hear about the Miami Dolphins in 2005 can be obtained on the Dolphins web site, located at <http://www.miamidolphins.com>.

Miami's official home page contains useful information that is updated on a daily basis throughout the year. Releases, rosters, statistics, depth charts and updated biographies are just a few of the things that are featured. In addition, the site is updated daily with



video and sound bites from Head Coach Nick Saban and Dolphin players. The quality of sound will enable not only fans to hear what the Dolphins are saying, but also can be used by the media. Pre-game and post-game analysis begins in preseason, and on gamedays, the site contains an analysis of the action on the field as it is happening, as well as photos throughout the course of the contest. Fans can submit questions and comments about the team daily. In addition, Q&A sessions with Dolphins players, coaches and front office staff are regularly conducted on the site.

Other information on the Dolphins, in addition to the latest on the National Football League and the other 31 teams, can be accessed through the NFL's home page on <http://www.nfl.com>.

DOLPHINS INDIVIDUAL PLAYOFF RECORDS

The following individual records relate solely to service with the Miami Dolphins. They include National Football League playoff and Super Bowl statistics only. Super Bowl games are marked with a "***."

SERVICE

MOST GAMES PLAYED

- 19 Bob Kuechenberg (1970-84)
- 18 Dan Marino (1983-99)
- 13 by six players

MOST STARTS

- 19 Bob Kuechenberg (1970-84)
- 18 Dan Marino (1983-99)
- 13 Kim Bokamper (1977-85)
- 13 Richmond Webb (1990-00)

SCORING

MOST POINTS

Career

- 64 Garo Yepremian (12 games), 28 XPs, 12 FGs
- 60 Larry Csonka (12 games), 10 TDs

Game

- 18 Larry Csonka (12/30/73 vs. Oakland), 3 TDs

MOST TOUCHDOWNS

Career

- 10 Larry Csonka (12 games), 9 run, 1 pass
- 6 Jim Kiick (11 games), 6 run

Game

- 3 Larry Csonka (12/30/73 vs. Oakland), 3 run

MOST FIELD GOALS

Career

- 12 Garo Yepremian (12 games), 20 attempts
- 9 Uwe von Schamann (ten games), 15 attempts
- 9 Olindo Mare (eight games), 11 attempts

Game

- ***3 Uwe von Schamann (1/20/85 vs. San Francisco), 3 attempts
- 3 Olindo Mare (1/2/99 vs. Buffalo), 4 attempts

LONGEST FIELD GOALS

- 58 Pete Stoyanovich (1/5/91 vs. Kansas City)
- 51 Fuad Reveiz (1/4/86 vs. Cleveland)
- 51 Pete Stoyanovich (1/17/93 vs. Buffalo)

MOST POINTS AFTER TOUCHDOWNS

Career

- 32 Uwe von Schamann (ten games), 33 attempts
- 28 Garo Yepremian (12 games), 29 attempts

Game

- 6 Uwe von Schamann (1/6/85 vs. Pittsburgh), 6 attempts
- 5 Uwe von Schamann (1/2/82 vs. San Diego), 5 attempts

MOST TWO-POINT CONVERSIONS

Career

- 1 O.J. McDuffie (six games)
- 1 Stanley Pritchett (three games)

Game

- 1 O.J. McDuffie (12/30/95 at Buffalo)
- 1 Stanley Pritchett (1/2/99 vs. Buffalo)

RUSHING

MOST RUSHING YARDS

Career

- 891 Larry Csonka (12 games), 225 attempts
- 454 Tony Nathan (11 games), 118 attempts

Game

- 209 Lamar Smith (12/30/00 vs. Indianapolis), 40 attempts
- ***145 Larry Csonka (1/13/74 vs. Minnesota), 33 attempts

MOST RUSHING ATTEMPTS

Career

- 225 Larry Csonka (12 games)
- 118 Tony Nathan (11 games)

Game

- 40 Lamar Smith (12/30/00 vs. Indianapolis), 209 yards (NFL Record)
- ***33 Larry Csonka (1/13/74 vs. Minnesota), 145 yards

MOST RUSHING TOUCHDOWNS

Career

- 9 Larry Csonka (12 games)
- 6 Jim Kiick (11 games)

Game

- 3 Larry Csonka (12/30/73 vs. Oakland)
- 2 Four times, last: Lamar Smith (12/30/00 vs. Indianapolis)

MOST 100-YARD RUSHING GAMES

Career

- 4 Larry Csonka (12 games)
- 1 Mercury Morris (ten games)
- 1 Andra Franklin (six games)
- 1 Lamar Smith (three games)

LONGEST RUNS FROM SCRIMMAGE

- **49 Larry Csonka (1/14/73 vs. Washington)
37 Larry Seiple (12/31/72 at Pittsburgh)

PASSING

MOST YARDS PASSING

Career

- 4,510 Dan Marino (18 games)
1,467 Bob Griese (12 games)

Game

- 422 Dan Marino (12/30/95 at Buffalo), 33 of 64
421 Dan Marino (1/6/85 vs. Pittsburgh), 21 of 32

MOST PASS ATTEMPTS

Career

- 687 Dan Marino (18 games)
208 Bob Griese (12 games)

Game

- 64 Dan Marino (12/30/95 at Buffalo), 33 completions
**50 Dan Marino (1/20/85 vs. San Francisco), 29 completions

MOST PASS COMPLETIONS

Career

- 385 Dan Marino (18 games)
112 Bob Griese (12 games)

Game

- 33 Dan Marino (12/30/95 at Buffalo), 64 attempts
29 Don Strock (1/2/82 vs. San Diego), 43 attempts
**29 Dan Marino (1/20/85 vs. San Francisco), 50 attempts

MOST CONSECUTIVE PASS COMPLETIONS

- 13 Don Strock (1/2/82 vs. San Diego)
11 Dan Marino (1/5/91 vs. Kansas City through 1/12/91 at Buffalo)

MOST TOUCHDOWN PASSES

Career

- 32 Dan Marino (18 games)
10 Bob Griese (12 games)

Game

- 4 Don Strock (1/2/82 vs. San Diego)
4 Dan Marino (1/6/85 vs. Pittsburgh)

MOST PASSES HAD INTERCEPTED

Career

- 24 Dan Marino (18 games)
12 Bob Griese (12 games)

Game

- 3 David Woodley (1/23/83 vs. N.Y. Jets), 21 attempts
3 Dan Marino (12/30/95 at Buffalo), 64 attempts
3 Jay Fiedler (12/30/00 vs. Indianapolis), 34 attempts
3 Jay Fiedler (1/6/01 at Oakland), 37 attempts

HIGHEST COMPLETION PERCENTAGE

Career (minimum 50 completions)

- 56.0 Dan Marino (18 games), 385 of 687 attempts
53.8 Bob Griese (12 games), 112 of 208 attempts

Game (minimum 12 completions)

- 84.2 David Woodley (1/8/83 vs. New England), 16 of 19 attempts
77.3 David Woodley (1/16/83 vs. San Diego), 17 of 22 attempts

MOST 300-YARD PASSING GAMES

Career

- 4 Dan Marino (18 games)
1 Don Strock (13 games)

LONGEST PASS PLAYS

- **76t David Woodley to Jimmy Cefalo (1/30/83 vs. Washington)
75t Bob Griese to Paul Warfield (1/2/72 vs. Baltimore)

RECEIVING

MOST RECEPTIONS

Career

- 65 Tony Nathan (11 games)
50 O.J. McDuffie (ten games)

Game

- 11 O.J. McDuffie (12/30/95 at Buffalo), 154 yards
**10 Tony Nathan (1/20/85 vs. San Francisco), 83 yards
10 Tony Nathan (1/4/86 vs. Cleveland), 101 yards

MOST RECEIVING YARDS

Career

- 717 Paul Warfield (11 games), 21.1 per catch
649 Tony Nathan (11 games), 10.0 per catch

Game

- 154 O.J. McDuffie (12/30/95 at Buffalo), 11 receptions
148 Mark Duper (1/6/85 vs. Pittsburgh), 5 receptions

MOST RECEIVING TOUCHDOWNS

Career

- 5 Mark Duper (ten games), 32 receptions
4 Paul Warfield (11 games), 34 receptions
4 Bruce Hardy (13 games), 26 receptions
4 Keith Jackson (four games), 19 receptions

Game

- 2 Joe Rose (1/2/82 vs. San Diego)
2 Bruce Hardy (1/8/83 vs. New England)
2 Mark Duper (1/6/85 vs. Pittsburgh)
2 Keith Jackson (1/10/93 vs. San Diego)
2 Keith Jackson (1/8/95 at San Diego)

MOST 100-YARD RECEIVING GAMES

Career

- 3 Mark Duper (ten games)
3 Tony Nathan (11 games)

PUNTING

MOST PUNTS

Career

- 50 Larry Seiple (11 games), 1,990 yards
- 40 Reggie Roby (ten games), 1,622 yards

Game

- 10 Tom Orosz (1/23/83 vs. N.Y. Jets), 333 yards
- 8 Three times, last: Tom Hutton (1/15/00 at Jacksonville, 356 yards)

HIGHEST PUNTING AVERAGE

Career (minimum 25 punts)

- 40.6 Reggie Roby (ten games), 40 punts
- 39.8 Larry Seiple (11 games), 50 punts

Game (minimum 4 punts)

- 48.6 George Roberts (12/24/78 vs. Houston), 5-243
- 47.4 Matt Turk (1/13/02 vs. Baltimore), 5-237

LONGEST PUNTS

- 64 Reggie Roby (1/5/91 vs. Kansas City), net 53
- 62 Reggie Roby (1/4/86 vs. Cleveland), net 62

PUNT RETURNS

MOST PUNT RETURNS

Career

- 16 Tom Vigorito (seven games)
- 14 Jake Scott (ten games)

Game

- 6 Nate Jacquet (1/9/00 at Seattle), 10.5 avg.
- 5 Scott Miller (1/10/93 vs. San Diego), 9.0 avg.

MOST PUNT RETURN YARDS

Career

- 129 Tom Vigorito (seven games)
- 113 O.J. McDuffie (ten games)
- 110 Nate Jacquet (four games)

Game

- 66 Jeff Ogden (1/6/01 at Oakland), 3 returns
- 63 Nate Jacquet (1/9/00 at Seattle), 6 returns

LONGEST PUNT RETURNS

- 45 Jeff Ogden (1/6/01 at Oakland)
- 29 Nate Jacquet (1/15/00 at Jacksonville)

HIGHEST PUNT RETURN AVERAGE

Career (minimum 10 returns)

- 8.1 Tom Vigorito (seven games), 16 returns
- 6.8 Jake Scott (ten games), 14 returns

Game (minimum three returns)

- 22.0 Jeff Ogden (1/6/01 at Oakland), 3-66
- 10.5 Nate Jacquet (1/9/00 at Seattle), 6-63

MOST FAIR CATCHES

Career

- 11 Jake Scott (seven games) of 25 punts
- 7 O.J. McDuffie (ten games) of 16 punts

Game

- 4 Jake Scott (12/23/73 vs. Cincinnati) of five punts

KICKOFF RETURNS

MOST KICKOFF RETURNS

Career

- 23 Fulton Walker (nine games)
- 13 Mercury Morris (ten games)

Game

- 8 Marc Logan (1/12/91 at Buffalo), 17.3 average
- 6 Fulton Walker (12/31/83 vs. Seattle), 17.3 average
- 6 Lorenzo Hampton (1/12/86 vs. New England), 15.2 average

MOST KICKOFF RETURN YARDS

Career

- 556 Fulton Walker (nine games)
- 293 Brock Marion (seven games)

Game

- **190 Fulton Walker (1/30/83 vs. Washington), long 98t
- 138 Marc Logan (1/12/91 at Buffalo), long 44

LONGEST KICKOFF RETURNS

- **98t Fulton Walker (1/30/83 vs. Washington)
- 89t Nat Moore (12/21/74 at Oakland)

HIGHEST KICKOFF RETURN AVERAGE

Career (minimum 10 returns)

- 24.9 O.J. McDuffie (ten games), 10 returns
- 24.4 Brock Marion (seven games), 12 returns

Game (minimum four returns)

- **47.5 Fulton Walker (1/30/83 vs. Washington), 4-190
- 24.2 John Avery (1/9/99 at Denver), 5-121

INTERCEPTIONS

MOST INTERCEPTIONS

Career

- 5 Dick Anderson (11 games)
- 4 by five players

Game

- 3 A.J. Duhe (1/23/83 vs. N.Y. Jets), 36 yards
- 2 Four times, last 1992

LONGEST INTERCEPTION RETURNS

- 62t Dick Anderson (1/2/72 vs. Baltimore), John Unitas
- **55 Jake Scott (1/14/73 vs. Washington), Bill Kilmer

SACKS

MOST SACKS

Career

- 8 Kim Bokamper (13 games)
- 6 Trace Armstrong (eight games)

Game

- 3 Trace Armstrong (1/9/00 at Seattle)
- 2 Bob Heinz (1/2/72 vs. Baltimore)
- 2 Bob Matheson (12/23/73 vs. Cincinnati)
- 2 Kim Bokamper (12/24/78 vs. Houston)
- 2 Kim Bokamper (1/2/82 vs. San Diego)
- 2 A.J. Duhe (1/16/83 vs. San Diego)
- 2 Kim Bokamper (1/23/83 vs. N.Y. Jets)
- 2 Marco Coleman (1/8/95 at San Diego)

FUMBLES**MOST FUMBLES****Career**

- 8 Dan Marino (18 games)
- 5 Andra Franklin (six games)

Game

- 3 Andra Franklin (1/8/83 vs. New England)
- 2 Seven times, last 1999

MOST OWN FUMBLE RECOVERIES**Career**

- 3 Dan Marino (18 games)
- 2 Bob Griese (12 games)

Game

- 2 Bob Griese (12/27/70 at Oakland)

MOST OPPONENT FUMBLE RECOVERIES**Career**

- 2 Doug Betters (13 games)
- 2 Larry Gordon (seven games)
- 2 Jake Scott (11 games)

Game

- 2 Larry Gordon (12/31/72 at Pittsburgh)

DOLPHINS TEAM PLAYOFF RECORDS

SCORING**MOST POINTS SCORED**

- 45 1/6/85 vs. Pittsburgh
- 38 1/2/82 vs. San Diego

FEWEST POINTS SCORED

- 0 1/6/01 at Oakland
- **3 1/16/72 vs. Dallas
- 3 12/28/97 at New England
- 3 1/9/99 at Denver
- 3 1/13/02 vs. Baltimore

MOST POINTS ALLOWED

- 62 1/15/00 at Jacksonville
- 44 1/12/91 at Buffalo

FEWEST POINTS ALLOWED

- 0 1/2/72 vs. Baltimore
- 0 1/23/83 vs. N.Y. Jets
- 0 1/10/93 vs. San Diego

MOST POINTS, BOTH TEAMS

- 79 San Diego 41, at Miami 38, OT (1/2/82)
- 78 at Buffalo 44, Miami 34 (1/12/91)

FEWEST POINTS, BOTH TEAMS

- 14 at Miami 14, N.Y. Jets 0 (1/23/83)
- 20 at New England 17, Miami 3 (12/28/97)

MOST DECISIVE WIN

- 31 31-0 vs. San Diego (1/10/93)
- 21 21-0 vs. Baltimore (1/2/72)
- 21 34-13 vs. San Diego (1/16/83)
- 21 31-10 vs. Seattle (12/29/84)

MOST DECISIVE LOSS

- 55 62-7 at Jacksonville (1/15/00)
- 35 38-3 at Denver (1/9/99)

MOST TOUCHDOWNS SCORED BY**Rushing**

- 3 12/30/73 vs. Oakland
- **3 1/13/74 vs. Minnesota

Passing

- 4 1/2/82 vs. San Diego
- 4 1/6/85 vs. Pittsburgh

Interception

- 1 1/2/72 vs. Baltimore
- 1 1/23/83 vs. N.Y. Jets

Kickoff Return

- 1 12/21/74 at Oakland
- **1 1/30/83 vs. Washington

MOST TOUCHDOWNS ALLOWED BY**Rushing**

- 3 12/30/79 at Pittsburgh
- 3 12/30/95 at Buffalo
- 3 1/9/99 at Denver
- 3 1/15/00 at Jacksonville

Passing

- 4 12/21/74 at Oakland
- 4 1/15/00 at Jacksonville
- 3 Five times, last 1990

Interception

- 1 12/27/70 at Oakland
- 1 12/23/73 vs. Cincinnati
- 1 12/28/97 at New England

Punt Return

- 1 1/2/82 vs. San Diego

Kickoff Return

- 1 1/9/00 at Seattle

MOST POINTS IN A QUARTER, DOLPHINS

1st-	
14	12/23/73 vs. Cincinnati
**14	1/13/74 vs. Minnesota
2nd-	
21	1/10/93 vs. San Diego
20	1/16/83 vs. San Diego
3rd-	
14	1/2/82 vs. San Diego
14	12/29/84 vs. Seattle
14	1/6/85 vs. Pittsburgh
14	1/4/86 vs. Cleveland
4th-	
22	12/30/95 at Buffalo
14	1/5/91 vs. Kansas City
14	1/12/91 at Buffalo

MOST POINTS IN A QUARTER, OPPONENT

1st-	
24	1/2/82 vs. San Diego
24	1/15/00 at Jacksonville
20	12/30/79 at Pittsburgh
2nd-	
**21	1/20/85 vs. San Francisco
17	1/15/00 at Jacksonville
3rd-	
14	1/15/00 at Jacksonville
10	12/30/73 vs. Oakland
**10	1/20/85 vs. San Francisco
10	1/17/93 vs. Buffalo
10	12/28/97 at New England
4th-	
14	12/21/74 at Oakland
**14	1/30/83 vs. Washington
14	1/12/91 at Buffalo
14	1/9/99 at Denver

MOST POINTS IN A HALF, DOLPHINS

1st-	
27	1/16/83 vs. San Diego
24	1/6/85 vs. Pittsburgh
2nd-	
22	12/30/95 at Buffalo
21	Three times, last 1986

MOST POINTS IN A HALF, OPPONENT

1st-	
41	1/15/00 at Jacksonville
**28	1/20/85 vs. San Francisco
27	1/12/91 at Buffalo
2nd-	
21	12/21/74 at Oakland
21	1/15/00 at Jacksonville
20	12/31/83 vs. Seattle

FIRST DOWNS

MOST FIRST DOWNS

29	1/16/83 vs. San Diego
28	1/6/85 vs. Pittsburgh

FEWEST FIRST DOWNS

**9	1/30/83 vs. Washington
9	1/13/02 vs. Baltimore
**10	1/16/72 vs. Dallas
10	12/28/97 at New England
10	1/15/00 at Jacksonville
10	1/6/01 at Oakland

MOST FIRST DOWNS ALLOWED

34	1/2/82 vs. San Diego
**31	1/20/85 vs. San Francisco

FEWEST FIRST DOWNS ALLOWED

8	12/29/84 vs. Seattle
10	1/23/83 vs. N.Y. Jets
10	1/10/93 vs. San Diego

MOST FIRST DOWNS BY

Rushing	
18	12/23/73 vs. Cincinnati
18	12/30/73 vs. Oakland
Passing	
21	1/2/82 vs. San Diego
20	12/30/95 at Buffalo

Penalty

5	1/2/99 vs. Buffalo
---	--------------------

FEWEST FIRST DOWNS BY

Rushing	
0	1/15/00 at Jacksonville
0	1/6/01 at Oakland
1	1/9/99 at Denver
1	1/13/02 vs. Baltimore
Passing	
2	12/30/73 vs. Oakland
**2	1/30/83 vs. Washington

MOST FIRST DOWNS ALLOWED BY

Rushing	
18	12/30/95 at Buffalo
**16	1/20/85 vs. San Francisco
Passing	
21	1/2/82 vs. San Diego
17	12/31/94 vs. Kansas City
Penalty	
3	Four times, last at Oakland, 1/6/01

FEWEST FIRST DOWNS ALLOWED BY

Rushing	
0	1/9/00 at Seattle
2	1/23/83 vs. N.Y. Jets
2	12/29/84 vs. Seattle
Passing	
5	1/4/86 vs. Cleveland
6	Six times, last 1985

TOTAL NET YARDS

MOST NET YARDS GAINED

569	1/6/85 vs. Pittsburgh
502	12/30/95 at Buffalo

FEWEST NET YARDS GAINED

133	1/15/00 at Jacksonville
151	1/13/02 vs. Baltimore

MOST NET YARDS ALLOWED

564	1/2/82 vs. San Diego
**537	1/20/85 vs. San Francisco

FEWEST NET YARDS ALLOWED

139	1/23/83 vs. N.Y. Jets
171	1/9/00 at Seattle

RUSHING

MOST RUSHING YARDS

266	12/30/73 vs. Oakland, 53 att.
258	12/30/00 vs. Indianapolis, 48 att.

FEWEST RUSHING YARDS

14 1/9/99 at Denver
23 1/15/00 at Jacksonville

MOST RUSHING YARDS ALLOWED

341 12/30/95 at Buffalo, 52 att.
**276 1/30/83 vs. Washington, 52 att.

FEWEST RUSHING YARDS ALLOWED

41 1/9/00 at Seattle, 20 att.
51 12/29/84 vs. Seattle, 18 att.

MOST RUSHING ATTEMPTS

56 1/16/83 vs. San Diego, 214 yards
53 Two times, last 1974

FEWEST RUSHING ATTEMPTS

8 1/8/95 at San Diego
**9 1/20/85 vs. San Francisco, 25 yards
11 1/13/93 vs. Buffalo, 33 yards

MOST RUSHING ATTEMPTS, OPPONENT

59 1/12/86 vs. New England, 255 yards
**52 1/30/83 vs. Washington, 276 yards
52 12/30/95 at Buffalo, 341 yards

FEWEST RUSHING ATTEMPTS, OPPONENT

16 1/10/93 vs. San Diego, 70 yards
17 1/16/83 vs. San Diego, 79 yards

PASSING

MOST NET YARDS PASSING

435 1/6/85 vs. Pittsburgh
432 12/30/95 at Buffalo

FEWEST NET YARDS PASSING

26 12/30/73 vs. Oakland
60 1/23/83 vs. N.Y. Jets

MOST NET YARDS PASSING ALLOWED

415 1/2/82 vs. San Diego
339 1/12/91 at Buffalo
339 1/2/99 vs. Buffalo

FEWEST NET YARDS PASSING ALLOWED

62 1/4/86 vs. Cleveland
71 1/12/86 vs. New England

MOST PASS ATTEMPTS

66 12/30/95 at Buffalo
**50 1/20/85 vs. San Francisco

FEWEST PASS ATTEMPTS

6 12/30/73 vs. Oakland
**7 1/13/74 vs. Minnesota

MOST PASS ATTEMPTS, OPPONENT

54 1/2/82 vs. San Diego
45 1/10/93 vs. San Diego

FEWEST PASS ATTEMPTS, OPPONENT

12 1/2/86 vs. New England
16 12/27/70 at Oakland

MOST PASS COMPLETIONS

34 12/30/95 at Buffalo
31 1/2/82 vs. San Diego

FEWEST PASS COMPLETIONS

3 12/30/73 vs. Oakland
4 Two times, last 1983

MOST PASS COMPLETIONS, OPPONENT

33 1/2/82 vs. San Diego
28 1/8/95 at San Diego
26 12/31/94 vs. Kansas City

FEWEST PASS COMPLETIONS, OPPONENT

8 1/27/70 at Oakland
9 1/24/72 vs. Cleveland

INTERCEPTIONS

MOST INTERCEPTIONS

5 12/24/72 vs. Cleveland
5 1/16/83 vs. San Diego
5 1/23/83 vs. N.Y. Jets

MOST INTERCEPTIONS, OPPONENT

3 12/24/78 vs. Houston
3 1/23/83 vs. N.Y. Jets
3 12/30/95 at Buffalo
3 12/30/00 vs. Indianapolis
3 1/6/01 at Oakland

PUNTING

MOST PUNTS

10 1/23/83 vs. N.Y. Jets
9 1/15/00 at Jacksonville

MOST PUNT YARDS

356 1/15/00 at Jacksonville
333 1/23/83 vs. N.Y. Jets

FEWEST PUNTS

1 12/30/73 vs. Oakland
1 1/8/83 vs. New England
1 1/2/99 vs. Buffalo

MOST PUNTS, OPPONENT

10 1/23/83 vs. N.Y. Jets
7 Six times, last: 1/9/00 at Seattle

MOST PUNT YARDS, OPPONENT

357 1/23/83 vs. N.Y. Jets
335 1/9/00 at Seattle

FEWEST PUNTS, OPPONENT

1 1/12/91 at Buffalo
2 Seven times, last at Denver, 1/9/99

MOST PUNTS, BOTH TEAMS

20 1/23/83 vs. N.Y. Jets
15 1/10/93 vs. San Diego
15 1/9/00 at Seattle

FEWEST PUNTS, BOTH TEAMS

3 12/30/73 vs. Oakland
3 1/12/91 at Buffalo
3 1/2/99 vs. Buffalo

HIGHEST PUNTING AVERAGE

x-48.6 12/24/72 vs. Houston

HIGHEST PUNTING AVERAGE, OPPONENT

x-51.3 12/31/72 at Pittsburgh

x-minimum 4 punts

SACKS

MOST SACKS

6-32 1/9/00 at Seattle
4-29 1/8/83 vs. New England
4-26 1/23/83 vs. N.Y. Jets

MOST SACKS, OPPONENT

5-31	1/15/00 at Jacksonville
4-14	12/24/72 vs. Cleveland
4-27	1/23/83 vs. N.Y. Jets
**4-29	1/20/85 vs. San Francisco
4-25	1/17/93 vs. Buffalo
4-21	12/28/97 at New England

FUMBLES

MOST FUMBLES

6	1/15/00 at Jacksonville
5	1/12/86 vs. New England

MOST FUMBLES LOST

6-5	1/15/00 at Jacksonville
5-4	1/12/86 vs. New England

MOST FUMBLES, OPPONENT

4	12/27/70 vs. Oakland
4	1/2/99 vs. Buffalo
3	Eight times, last 1994

MOST FUMBLES LOST, OPPONENT

4-4	1/2/99 vs. Buffalo
3-3	12/30/79 at Pittsburgh
3-3	1/2/82 vs. San Diego
3-3	1/8/83 vs. New England

OPPONENTS PLAYOFF RECORDS

The following individual records relate solely to service against the Miami Dolphins. They include National Football League playoff and Super Bowl statistics only. Super Bowl games are marked with a “**.”

RUSHING

MOST RUSHING YARDS**Career**

404	Thurman Thomas, Buffalo (four games)
199	Terrell Davis, Denver (one game)

Game

199	Terrell Davis, Denver (1/9/99 at Denver), 21 attempts
**166	John Riggins, Washington (1/30/83 at Pasadena), 38 attempts

MOST RUSHING ATTEMPTS**Career**

84	Thurman Thomas, Buffalo (four games)
47	Marv Hubbard, Oakland (three games)

Game

**38	John Riggins, Washington (1/30/83 at Pasadena), 166 yards
32	Thurman Thomas, Buffalo (1/12/91 at Buffalo), 117 yards

MOST RUSHING TOUCHDOWNS**Career**

4	Thurman Thomas, Buffalo (four games)
2	Earnest Byner, Cleveland (one game)
2	Chuck Muncie, San Diego (two games)
2	Curt Warner, Seattle (one game)
2	Terrell Davis, Denver (one game)

Game

2	Earnest Byner, Cleveland (1/4/86 at Miami)
2	Thurman Thomas, Buffalo (1/12/91 at Buffalo)
2	Curt Warner, Seattle (12/31/83 at Miami)
2	Terrell Davis, Denver (1/9/99 at Denver)

LONGEST RUNS FROM SCRIMMAGE

90t	Fred Taylor, Jacksonville (1/15/00 at Jacksonville)
-----	---

66t	Earnest Byner, Cleveland (1/4/86 at Miami)
-----	--

PASSING

MOST YARDS PASSING**Career**

711	Jim Kelly, Buffalo (three games)
645	Joe Montana, S.F., K.C. (two games)

Game

433	Dan Fouts, San Diego (1/2/82 at Miami), 33 of 53
360	Doug Flutie, Buffalo (1/2/99 at Miami), 21 of 36

MOST PASS ATTEMPTS**Career**

87	Stan Humphries, San Diego (two games)
87	Dan Fouts, San Diego (two games)

Game

53	Dan Fouts, San Diego (1/2/82 at Miami), 33 comp.
44	Stan Humphries, San Diego (1/10/93 at Miami), 18 comp.

MOST PASS COMPLETIONS**Career**

50	Joe Montana, S.F., K.C. (two games)
48	Dan Fouts, San Diego (two games)
48	Jim Kelly, Buffalo (three games)

Game

33	Dan Fouts, San Diego (1/2/82 at Miami), 53 attempts
28	Stan Humphries, San Diego (1/8/95 at San Diego), 43 attempts

MOST TOUCHDOWN PASSES**Career**

5	Ken Stabler, Oakland (two games)
5	Joe Montana, S.F., K.C. (two games)
5	Jim Kelly, Buffalo (three games)

Game

4	Ken Stabler, Oakland (12/21/74 at Oakland)
3	Tony Eason, New England (1/12/86 at Miami)

- 3 Dan Fouts, San Diego (1/2/82 at Miami)
- 3 Jim Kelly, Buffalo (1/12/91 at Buffalo)
- **3 Joe Montana, San Francisco (1/20/85 vs. Miami)

MOST PASSES HAD INTERCEPTED

Career

- 6 Dan Fouts, San Diego (two games)
- 6 Stan Humphries, San Diego (two games)

Game

- 5 Dan Fouts, San Diego (1/16/83 at Miami), 34 attempts
- 5 Mike Phipps, Cleveland (12/24/72 at Miami), 23 attempts
- 5 Richard Todd, N.Y. Jets (1/23/83 at Miami), 37 attempts

LONGEST PASS PLAYS

- 82t Daryle Lamonica to Rod Sherman, Oakland (12/27/70 at Oakland)
- 72t Ken Stabler to Cliff Branch, Oakland (12/21/74 at Oakland)

RECEIVING

MOST RECEPTIONS

Career

- 16 Ronnie Harmon, San Diego (two games)
- 14 Kellen Winslow, San Diego (two games)

Game

- 13 Kellen Winslow, San Diego (1/2/82 at Miami), 166 yards
- 9 Lenvil Elliott, Cincinnati (12/23/73 at Miami), 53 yards
- 9 Ronnie Harmon, San Diego (1/10/93 at Miami), 73 yards
- 9 Eric Moulds, Buffalo (1/2/99 at Miami), 240 yards

MOST RECEIVING YARDS

Career

- 240 Eric Moulds, Buffalo (one game)
- 207 Andre Reed, Buffalo (four games)

Game

- 240 Eric Moulds, Buffalo (1/2/99 at Miami), 9 receptions
- 166 Kellen Winslow, San Diego (1/2/82 at Miami), 13 receptions

MOST RECEIVING TOUCHDOWNS

Career

- 2 Fred Biletnikoff, Oakland (three games)
- 2 James Brooks, San Diego (two games)
- 2 Roger Craig, San Francisco (one game)
- 2 Andre Reed, Buffalo (four games)
- 2 John Stallworth, Pittsburgh (one game)
- 2 Jimmy Smith, Jacksonville (one game)

Game

- 2 James Brooks, San Diego (1/2/82 at Miami)
- **2 Roger Craig, San Francisco (1/20/85 vs. Miami)
- 2 Andre Reed, Buffalo (1/21/91 at Buffalo)

- 2 John Stallworth, Pittsburgh (1/6/85 at Miami)
- 2 Jimmy Smith, Jacksonville (1/15/00 at Jacksonville)

FIELD GOALS

MOST FIELD GOALS

Career

- 9 Steve Christie, Buffalo (three games)
- 3 Norm Johnson, Seattle (two games)
- 3 Nick Lowery, Kansas City (one game)
- 3 Horst Muhlmann, Cincinnati (one game)
- 3 Scott Norwood, Buffalo (one game)
- 3 Mike Vanderjagt, Indianapolis (one game)

Game

- 5 Steve Christie, Buffalo (1/17/93 at Miami) of 6
- 3 Five times, last: Mike Vanderjagt, Indianapolis (12/30/00 at Miami)

LONGEST FIELD GOALS

- 50 Todd Peterson, Seattle (1/9/00 at Seattle)
- 50 Mike Vanderjagt, Indianapolis (12/30/00 at Miami)

INTERCEPTIONS

MOST INTERCEPTIONS

Career

- 3 John Harris, Seattle (two games)
- 2 Willie Brown, Oakland (three games)
- 2 Ken Schroy, N.Y. Jets (one game)
- 2 Aaron Beasley, Jacksonville (one game)
- 2 Chad Cota, Indianapolis (one game)
- 2 Tory James, Oakland (one game)

Game

- 2 Ken Schroy, N.Y. Jets (1/23/83 at Miami), 1 yd.
- 2 John Harris, Seattle (12/29/84 at Miami), 45 yds.
- 2 Aaron Beasley, Jacksonville (1/15/00 at Jacksonville), 5 yds.
- 2 Chad Cota, Indianapolis (12/30/00 at Miami)
- 2 Tory James, Oakland (1/6/01 at Oakland)

LONGEST INTERCEPTION RETURNS

- 90t Tory James, Oakland (Jay Fiedler), 1/6/01 at Oakland
- 50t Willie Brown, Oakland (Bob Griese), 12/27/70 at Oakland

LONGEST PLAYS

PUNTS

- 63 Ray Guy, Oakland (12/30/73 at Miami)
- 60 Bob Walden, Pittsburgh (12/31/72 at Pittsburgh)

PUNT RETURNS

- 56t Wes Chandler, San Diego (1/2/82 at Miami)

38 Thom Darden, Cleveland (12/24/78
at Miami)

KICKOFF RETURNS

85t Charlie Rogers, Seattle (1/9/00 at
Seattle)

59 Zachary Dixon, Seattle (12/31/87 at
Miami)

FUMBLE RECOVERIES

79t Neil Smith, Denver (Oronde
Gadsden), 1/9/99 at Denver

**49t Mike Bass, Washington (Garo
Yepremian), 1/14/73 at Los
Angeles

ALL-TIME PLAYOFF LEADERS

(**Boldface** indicates active player)

RUSHING

	PLAYER	GAMES	ATT.	YDS.	AVG.	LG	TD
1.	Larry Csonka	12	225	891	4.0	49	9
2.	Tony Nathan	11	118	454	3.8	26	3
3.	Mercury Morris	10	95	440	4.6	27	1
4.	Jim Kiick	11	115	391	3.4	27	6
5.	Andra Franklin	6	93	335	3.6	29	2
6.	Lamar Smith	3	54	219	4.1	24	2
7.	Sammie Smith	2	41	181	4.4	17	0
8.	Woody Bennett	10	59	179	3.0	17	4
9.	Bernie Parmalee	7	53	150	2.8	16	1
10.	Karim Abdul-Jabbar	3	35	116	3.3	18	1
11.	J.J. Johnson	5	38	107	2.8	18	1
12.	David Woodley	5	17	102	6.0	12	1
13.	Aaron Craver	4	12	98	8.2	25t	1
	Bob Griese	12	15	98	8.2	25	1
15.	Bobby Humphrey	2	31	93	3.0	15	0
16.	Benny Malone	3	14	83	5.9	23t	1
17.	Jay Fiedler	3	13	71	5.5	11	0
18.	Joe Carter	4	9	66	7.3	19	0
19.	Pete Johnson	3	16	61	3.8	14	0
20.	Ron Davenport	2	9	54	6.0	31t	2
21.	David Overstreet	1	9	50	5.6	13	0
22.	Irving Spikes	3	9	49	5.4	23	0
23.	Leroy Harris	1	9	43	4.8	9	0
24.	Delvin Williams	2	21	42	2.0	9	0
25.	Autry Denson	4	16	41	2.6	17	0
26.	Larry Seiple	11	1	37	37.0	37	0
27.	Paul Warfield	11	4	34	8.5	25	0
28.	O.J. McDuffie	10	3	31	10.3	19	0
29.	Marc Logan	2	12	23	1.9	7	0
30.	Keith Byars	1	4	22	5.5	10	0
31.	John Kidd	4	1	18	18.0	18	0
32.	Don Nottingham	6	2	17	8.5	12	0
	Tom Vigorito	7	4	17	4.3	6	0
34.	Stanley Pritchett	5	8	16	2.0	7	0
35.	Travis Minor	1	5	14	2.8	5	0
36.	Gary Davis	1	2	12	6.0	9	0
37.	Tom Orosz	5	1	11	11.0	11	0
38.	Ray Lucas	1	1	10	10.0	10	0
39.	Eddie Hill	12	3	8	2.7	4	0
	Terry Kirby	1	2	8	4.0	7	1
	Charles Leigh	9	1	8	8.0	8	0
42.	Nat Moore	13	1	7	7.0	7	0
43.	Tony Martin	8	1	6	6.0	6	0
44.	Jerris McPhail	1	1	4	4.0	4	0
45.	John Avery	2	1	3	3.0	3	0
	Earl Morrall	2	4	3	0.8	3	0
47.	Tony Paige	4	1	2	2.0	2	0
48.	Duriel Harris	7	1	1	1.0	1	0

	PLAYER	GAMES	ATT.	YDS.	AVG.	LG	TD
	Dan Marino	18	15	1	0.1	5	1
50.	Norm Bulaich	2	2	0	0.0	0	0
	Mark Clayton	10	1	0	0.0	0	0
	Damon Huard	4	3	0	0.0	2	0
53.	Scott Mitchell	2	1	-1	-1.0	-1	0
54.	Don Strock	13	1	-2	-2.0	-2	0
55.	James Saxon	4	2	-3	-1.5	0	0
56.	Jim Jensen	13	2	-6	-3.0	-3	0
57.	Tom Hutton	2	1	-8	-8.0	-8	0
58.	George Roberts	2	1	-9	-9.0	-9	0

PASSING

	PLAYER	GAMES	ATT.	COMP.	YDS.	PCT.	TD	INT	RATE
1.	Dan Marino	18	687	385	4510	56.0	32	24	77.1
2.	Bob Griese	12	208	112	1467	53.8	10	12	68.4
3.	David Woodley	5	81	48	645	59.3	0	1	79.6
4.	Don Strock	13	62	38	551	61.3	4	3	91.6
5.	Jay Fiedler	3	99	52	483	52.5	1	7	40.1
6.	Earl Morrall	2	24	13	139	54.2	1	1	68.0
7.	Damon Huard	4	16	5	46	31.3	0	0	40.6
8.	Tony Nathan	11	2	2	34	1.000	0	0	118.8
9.	Bernie Kosar	1	1	1	10	1.000	0	0	108.3
10.	Marlin Briscoe	7	1	0	0	0.0	0	1	39.6
	O.J. McDuffie	10	1	0	0	0.0	0	0	39.6

RECEIVING

	PLAYER	GAMES	NO.	YDS.	AVG.	LG	TD
1.	Tony Nathan	11	62	622	10.3	39	2
2.	O.J. McDuffie	10	50	603	12.1	31	1
3.	Paul Warfield	11	34	717	21.1	75t	4
4.	Mark Duper	10	32	595	18.6	64t	5
5.	Mark Clayton	10	31	498	16.1	40t	3
6.	Bruce Hardy	13	26	336	12.9	50t	4
7.	Oronde Gadsden	7	23	288	12.5	52	2
8.	Nat Moore	13	21	265	12.6	40	3
9.	Duriel Harris	7	19	303	15.9	36	1
	Keith Jackson	4	19	262	13.8	31	4
11.	Joe Rose	11	18	260	14.4	35	2
	Jim Kiick	11	18	115	6.4	21	0
13.	Tony Martin	8	17	224	13.2	23	1
14.	Bernie Parmalee	7	16	130	8.1	26	0
15.	Irving Fryar	3	14	170	12.1	24	1
16.	Howard Twilley	11	13	186	14.3	28t	1
17.	Jimmy Cefalo	10	12	297	24.8	76t	2
18.	Tony Paige	4	11	50	4.5	9	2
19.	Lamar Thomas	3	10	129	12.9	42	1
	Marv Fleming	10	10	114	11.4	27	1
21.	Tom Vigorito	7	9	103	11.4	33	0
	Jim Mandich	11	9	86	9.6	19	1
	Bobby Humphrey	2	9	71	7.9	20	0
	Aaron Craver	4	9	71	7.9	15	0
25.	Dan Johnson	5	8	84	10.5	21	3
	Terry Kirby	1	8	68	8.5	19	0
	Autry Denson	4	8	60	7.5	14	0
28.	J.J. Johnson	5	7	39	5.6	11	0
	Delvin Williams	2	7	34	4.9	8	0
30.	Ferrell Edmunds	4	5	70	14.0	37	0
	Dedric Ward	1	5	55	11.0	19	0
	Jim Jensen	13	5	49	9.8	12	0
	Stanley Pritchett	5	5	40	8.0	12	0
	Troy Drayton	3	5	30	6.0	10	0
	Jerris McPhail	1	5	28	5.6	16	0
	Lamar Smith	3	5	28	5.6	8	0
37.	Marlin Briscoe	7	4	42	10.5	18	0
	Rob Konrad	4	4	37	9.3	13	0

	PLAYER	GAMES	NO.	YDS.	AVG.	LG	TD
	Keith Byars	1	4	30	7.5	12	0
	Larry Csonka	12	4	26	6.5	9t	1
	James McKnight	1	4	26	6.5	12	0
	Leslie Shepherd	1	4	20	5.0	11	0
43.	Mike Williams	4	3	44	14.7	19	1
	Ed Perry	6	3	32	10.7	22	0
	Sammie Smith	2	3	31	10.3	13	0
	Jed Weaver	3	3	31	10.3	20	1
	James Saxon	4	3	29	9.7	9	0
	Ron Davenport	2	3	23	7.7	9	0
	Karim Abdul-Jabbar	3	3	9	3.0	5	0
	Mercury Morris	10	3	9	3.0	9	0
51.	Randal Hill	1	2	59	29.5	45t	1
	Gary Clark	1	2	41	20.5	31	0
	Willie Richardson	1	2	30	15.0	19	1
	Woody Bennett	10	2	26	13.0	20	0
	Gary Davis	1	2	24	12.0	14	0
	Andre Tillman	1	2	24	12.0	13t	1
	Fred Banks	2	2	18	9.0	13	0
	Norm Bulaich	2	2	14	7.0	8	0
	Ronnie Lee	11	2	12	6.0	6t	1
	Marc Logan	2	2	8	4.0	6	0
	Travis Minor	1	2	4	2.0	4	0
	Eddie Hill	12	2	3	1.5	2	0
63.	Leroy Harris	1	1	21	21.0	21	0
	Brett Perriman	1	1	13	13.0	13	0
	Charles Jordan	1	1	11	11.0	11	0
	Scott Miller	4	1	10	10.0	10	0
	Don Nottingham	6	1	9	9.0	9	0
	Tim Ruddy	11	1	8	8.0	8	0
	Hunter Goodwin	5	1	6	6.0	6	0
	Nate Jacquet	4	1	6	6.0	6	0
	Jeff Ogden	3	1	6	6.0	6	0
	Rich Diana	4	1	5	5.0	5	0
	Joe Carter	4	1	2	2.0	2t	0
	Roy Foster	12	1	2	2.0	2t	1
	Ronnie Williams	3	1	1	1.0	1	1
	Bob Torrey	1	1	0	0.0	0	0

SCORING

	PLAYER	GAMES	TD	TDR	TDP	TDRT	FG	PAT	PTS.
1.	Gar0 Yepremian	12	0	0	0	0	12	28	64
2.	Larry Csonka	12	10	9	1	0	0	0	60
3.	Uwe von Schamann	10	0	0	0	0	9	32	59
4.	Pete Stoyanovich	7	0	0	0	0	7	19	40
5.	Jim Kiick	11	6	6	0	0	0	0	36
6.	Olindo Mare	8	0	0	0	0	9	6	33
7.	Mark Duper	10	5	0	5	0	0	0	30
	Tony Nathan	11	5	3	2	0	0	0	30
9.	Woody Bennett	10	4	4	0	0	0	0	24
	Bruce Hardy	13	4	0	4	0	0	0	24
	Keith Jackson	4	4	0	4	0	0	0	24
	Nat Moore	13	4	0	3	1	0	0	24
	Paul Warfield	11	4	0	4	0	0	0	24
14.	Mark Clayton	10	3	0	3	0	0	0	18
	Dan Johnson	5	3	0	3	0	0	0	18
16.	Jimmy Cefalo	10	2	0	2	0	0	0	12
	Ron Davenport	2	2	2	0	0	0	0	12
	Andra Franklin	6	2	2	0	0	0	0	12
	Oronde Gadsden	7	2	0	2	0	0	0	12
	Tony Paige	4	2	0	2	0	0	0	12
	Joe Rose	11	2	0	2	0	0	0	12
	Lamar Smith	3	2	2	0	0	0	0	12
23.	O.J. McDuffie	10	1	0	1	0	0	0	8#
24.	Fuad Reveiz	2	0	0	0	0	1	5	8
25.	Karim Abdul-Jabbar	3	1	1	0	0	0	0	6

PLAYER	GAMES	TD	TDR	TDP	TDRT	FG	PAT	PTS.
Dick Anderson	11	1	0	0	1	0	0	6
Charlie Babb	9	1	0	0	1	0	0	6
Aaron Craver	4	1	1	0	0	0	0	6
A.J. Duhe	11	1	0	0	1	0	0	6
Randal Hill	1	1	0	1	0	0	0	6
Marv Fleming	10	1	0	1	0	0	0	6
Roy Foster	12	1	0	1	0	0	0	6
Irving Fryar	3	1	0	1	0	0	0	6
Duriel Harris	7	1	0	1	0	0	0	6
J.J. Johnson	5	1	1	0	0	0	0	6
Terry Kirby	1	1	1	0	0	0	0	6
Ronnie Lee	11	1	0	1	0	0	0	6
Benny Malone	3	1	1	0	0	0	0	6
Jim Mandich	11	1	0	1	0	0	0	6
Dan Marino	18	1	1	0	0	0	0	6
Tony Martin	8	1	0	1	0	0	0	6
Mercury Morris	10	1	1	0	0	0	0	6
Bernie Parmalee	7	1	1	0	0	0	0	6
Willie Richardson	1	1	0	1	0	0	0	6
Lamar Thomas	3	1	0	1	0	0	0	6
Andre Tillman	1	1	0	1	0	0	0	6
Howard Twilley	11	1	0	1	0	0	0	6
Fulton Walker	9	1	0	0	1	0	0	6
Jed Weaver	3	1	0	1	0	0	0	6
Mike Williams	4	1	0	1	0	0	0	6
Ronnie Williams	3	1	0	1	0	0	0	6
David Woodley	5	1	1	0	0	0	0	6
53. Stanley Pritchett	5	0	0	0	0	0	0	2#

– two point conversion

INTERCEPTIONS

	PLAYER	GAMES	NO.	YDS.	AVG.	LG	TD
1.	Dick Anderson	11	5	107	21.4	62	1
2.	Jake Scott	11	4	76	19.0	55	0
	Gerald Small	7	4	42	10.5	18	0
	A.J. Duhe	11	4	36	9.0	35	1
	Glenn Blackwood	11	4	27	6.8	19	0
	Lyle Blackwood	9	4	11	2.8	8	0
7.	Curtis Johnson	11	3	43	14.3	33	0
	Troy Vincent	5	3	2	0.7	2	0
9.	J.B. Brown	7	2	56	28.0	32	0
	Brock Marion	7	2	50	25.0	31	0
	Nick Buoniconti	11	2	38	19.0	32	0
	Don McNeal	10	2	36	18.0	20	0
	Louis Oliver	5	2	21	10.5	21	0
	Mike Kolen	10	2	16	8.0	11	0
	Doug Swift	11	2	12	6.0	12	0
	Jarvis Williams	4	2	0	0.0	0	0
16.	William Judson	10	1	34	34.0	34	0
	Bob Matheson	12	1	29	29.0	29	0
	Gene Atkins	3	1	26	26.0	26	0
	Frankie Smith	2	1	14	14.0	14	0
	Bryan Cox	5	1	7	7.0	7	0
	Terrell Buckley	6	1	6	6.0	6	0
	Paul Lankford	12	1	2	2.0	2	0
	Calvin Jackson	6	1	0	0.0	0	0
	Michael Stewart	3	1	0	0.0	0	0

THE LAST TIME . . .

(playoffs)

KICKOFF RETURNED FOR A TOUCHDOWN

By Dolphins – Fulton Walker vs. Washington, SB XVII (98 yards), 1/30/83

By Opponents – Charlie Rogers at Seattle (85 yards), 1/9/00

PUNT RETURNED FOR A TOUCHDOWN

By Dolphins – None

By Opponents – Wes Chandler of San Diego (56 yards), 1/2/82

INTERCEPTED PASS RETURNED FOR A TOUCHDOWN

By Dolphins – A.J. Duhe vs. N.Y. Jets (35 yards), 1/23/83

By Opponents – Tory James at Oakland (90 yards), 1/6/01

FUMBLE RETURNED FOR A TOUCHDOWN

By Dolphins – None

By Opponents – Tony Brackens of Jacksonville (16 yards), 1/15/00

OPPONENTS FUMBLE RETURNED FOR A TOUCHDOWN

By Dolphins – None

By Opponents – Tony Brackens of Jacksonville (16 yards), 1/15/00

BLOCKED FIELD GOAL RETURNED FOR A TOUCHDOWN

By Dolphins – None

By Opponents – None

BLOCKED PUNT RETURNED FOR A TOUCHDOWN

By Dolphins – Charlie Babb vs. Cleveland (5 yards), 12/24/72

By Opponents – None

SAFETY SCORED

By Dolphins – Dan Pastorini of Houston runs out of end zone, 12/24/78

By Opponents – Reuben Davis at San Diego (tackles Bernie Parmalee in end zone), 1/8/95

SHUTOUT

By Dolphins – at Miami 31, San Diego 0, 1/10/93

By Opponents – at Oakland 27, Miami 0, 1/6/01

200 YARDS RUSHING

By Dolphins – Lamar Smith vs. Indianapolis (209 yards), 12/30/00

By Opponents – None

100 YARDS RUSHING

By Dolphins – Lamar Smith vs. Indianapolis (209 yards), 12/30/00

By Opponents – Terry Allen of Baltimore (109 yards), 1/13/02

100 YARDS RUSHING IN A HALF

By Dolphins – None

By Opponents – Fred Taylor at Jacksonville (135 yards in first half), 1/15/00

TWO 100-YARD RUSHERS

By Dolphins – None

By Opponents – None

100 YARDS RUSHING AND RECEIVING

By Dolphins – None

By Opponents – None

400 YARDS PASSING

By Dolphins – Dan Marino at Buffalo (422 yards), 12/30/95

By Opponents – Dan Fouts of San Diego (433 yards), 1/2/82

300 YARDS PASSING

By Dolphins – Dan Marino at Buffalo (422 yards), 12/30/95

By Opponents – Doug Flutie of Buffalo (360 yards), 1/2/99

200 YARDS RECEIVING

By Dolphins – None

By Opponents – Eric Moulds of Buffalo (240 yards), 1/2/99

100 YARDS RECEIVING

By Dolphins – O.J. McDuffie at Denver (118 yards), 1/9/99

By Opponents – Jimmy Smith at Jacksonville (136 yards), 1/15/00

100 YARDS RECEIVING IN A HALF

By Dolphins – O.J. McDuffie at Buffalo (111 yards in second half), 12/30/95

By Opponents – Eric Moulds of Buffalo (102 yards in first half; 138 yards in second half), 1/2/99

TWO 100-YARD RECEIVERS

By Dolphins – Mark Duper (148 yards) and Tony Nathan (114 yards) vs. Pittsburgh, 1/6/85

By Opponents – James Lofton (149 yards) and Andre Reed (122 yards) at Buffalo, 1/12/91

FIVE TOUCHDOWN PASSES

By Dolphins – None

By Opponents – None

FOUR TOUCHDOWN PASSES

By Dolphins – Dan Marino vs. Pittsburgh, 1/6/85

By Opponents – Ken Stabler at Oakland, 12/21/74

THREE TOUCHDOWN PASSES

By Dolphins – Dan Marino at San Diego, 1/8/95

By Opponents – Joe Montana of San Francisco (SB XIX), 1/20/85

FOUR TOUCHDOWN RECEPTIONS

By Dolphins – None

By Opponents – None

THREE TOUCHDOWN RECEPTIONS

By Dolphins – None

By Opponents – None

TWO TOUCHDOWN RECEPTIONS

By Dolphins – Keith Jackson at San Diego, 1/8/85

By Opponents – Jimmy Smith at Jacksonville, 1/15/00

FOUR TOUCHDOWNS RUSHING

By Dolphins – None

By Opponents – None

THREE TOUCHDOWNS RUSHING

By Dolphins – Larry Csonka vs. Oakland, 12/30/73

By Opponents – None

TWO TOUCHDOWNS RUSHING

By Dolphins – Lamar Smith vs. Indianapolis, 12/30/00, OT

By Opponents – Terrell Davis at Denver, 1/9/99

FOUR FIELD GOALS

By Dolphins – None

By Opponents – Steve Christie (5) of Buffalo, 1/17/93

THREE FIELD GOALS

By Dolphins – Olindo Mare vs. Buffalo, 1/2/99

By Opponents – Mike Vanderjagt of Indianapolis, 12/30/00

THREE INTERCEPTIONS

By Dolphins – A.J. Duhe vs. N.Y. Jets, 1/23/83

By Opponents – None

TWO INTERCEPTIONS

By Dolphins – Troy Vincent vs. San Diego, 1/10/93

By Opponents – Tory James at Oakland, 1/6/01

THREE SACKS

By Dolphins – Trace Armstrong at Seattle, 1/9/00

By Opponents – None

TWO SACKS

By Dolphins – Trace Armstrong (3) at Seattle, 1/9/00

By Opponents – Gary Walker at Jacksonville, 1/15/00

BLOCKED FIELD GOAL

By Dolphins – William Judson vs. Seattle (Norm Johnson, 48 yards), 12/31/83

By Opponents – Leroy Jones of San Diego (Uwe von Schamann, 34 yards), 1/2/82

BLOCKED PUNT

By Dolphins – Don McNeal vs. N.Y. Jets (Chuck Ramsey), 1/23/83

By Opponents – Corey Chamblin at Jacksonville (Tom Hutton), 1/15/00

MISSSED POINT AFTER TOUCHDOWN ATTEMPT

By Dolphins – Uwe von Schamann vs. Seattle, 12/31/83

By Opponents – Rolf Benirschke of San Diego, 1/16/83

TWO POINT CONVERSION

By Dolphins – Stanley Pritchett run vs. Buffalo, 1/2/99

By Opponents – Ken Dilger pass from Peyton Manning of Indianapolis, 12/30/00

HONORS

ALL-NFL (FIRST TEAM)

- Dick Anderson (safety) – AP 1972-73; Writers 1972-73; NEA 1972-74; PFW 1973.
Bob Baumhower (defensive tackle) – SN 1981; AP 1983; PFW 1983.
Doug Betters (defensive end) – AP 1983; NEA 1983; SN 1983; Writers 1983; PFW 1983.
Larry Csonka (fullback) – AP 1971, 1973; PFW 1972-73; Writers 1971.
Mark Dixon (guard) – SI 2000.
Bob Griese (quarterback) – AP 1971, 1977; Writers 1971, 1977; NEA 1971; PFW 1971, 1977.
Duriel Harris (kick returner) – PFW 1976.
Keith Jackson (tight end) – SN 1992.
Bob Kuechenberg (guard) – NEA 1975; AP 1978; PFW 1978.
Eric Laakso (tackle) – SN 1983.
● Jim Langer (center) – AP 1974-75, 1977; Writers 1974-77; NEA 1974-77; PFW 1974-77.
● Larry Little (guard) – Writers 1971-75, 1977; AP 1971-75; PFW 1971-73, 1975; NEA 1972-73.
Sam Madison (cornerback) – AP 1999-00; PFW 1999-00; SI 1999; SN 1999-00.
Olindo Mare (kicker) – AP 1999, PFW 1999, SN 1999.
Dan Marino (quarterback) – AP 1984-86; Writers 1984-86; NEA 1984; PFW 1984-86; SN 1984-86.
Nat Moore (wide receiver) – AP 1977; Writers 1977.
Earl Morrall (quarterback) – AP 1972.
Tony Nathan (kick returner) – AP 1979.
Ed Newman (guard) – NEA 1982; AP 1984; PFW 1984.
John Offerdahl (linebacker) – AP 1990; Writers 1990; PFW 1990; SN 1990; NEA 1990.
Fuad Reveiz (kicker) – PFW 1985.
Reggie Roby (punter) – AP 1984; Writers 1984; NEA 1984; PFW 1984-85; SN 1984.
Jake Scott (safety) – Writers 1973; AP 1973-74; PFW 1972, 1974.
Bill Stanfill (defensive end) – AP 1972; Writers 1973; NEA 1973.
* Dwight Stephenson (center) – Writers 1983-87; NEA 1983-86; PFW 1983-87; AP 1984-87; SN 1984-86.
Pete Stoyanovich (kicker) – NEA 1991; AP 1992; SN 1992.
Patrick Surtain (cornerback) – AP 2002; FD 2002; PFW 2002; SI 2000; SN 2002-03.
Jason Taylor (defensive end) – AP 2000, 2002; FD 2002; PFW 2000, 2002; SI 2002; SN 2000, 2002.
Zach Thomas (linebacker) – AP 1998-99, 2002-03; SI 2003.
Fulton Walker (kick returner) – Writers 1983; PFW 1983; SN 1983.
Paul Warfield (wide receiver) – AP 1971, 1973; NEA 1971-72; Writers 1971; PFW 1971.
Richmond Webb (tackle) – AP 1992, 1994; SN 1992, 1994; PFW 1994; Writers 1994.
● Garo Yepremian (kicker) – Writers 1971, 1973; AP 1971, 1973; PFW 1971, 1973; NEA 1973.
Delvin Williams (running back) – AP 1978.
Ricky Williams (running back) – AP 2002; FD 2002; PFW 2002; SN 2002.

● All-NFL of the 1970s selected by Hall of Fame.

* All-NFL of the 1980s selected by Hall of Fame.

ALL-NFL (SECOND TEAM)†

- Dick Anderson (safety) – Writers 1973.
Trace Armstrong (defensive end) – AP 2000.
Bob Baumhower (defensive tackle) – AP 1979, 1981-82, 1984; NEA 1981-82.
Nick Buoniconti (linebacker) – AP 1972; Writers 1972; PFW 1973.
Mark Clayton (wide receiver) – AP 1984.
Larry Csonka (fullback) – AP 1972; Writers 1972; NEA 1973.
Manny Fernandez (defensive tackle) – NEA 1973.
Tim Foley (safety) – NEA 1979.
Irving Fryar (wide receiver) – AP 1994.
Keith Jackson (tight end) – AP 1992.
Bob Kuechenberg (guard) – Writers 1975; NEA 1977-78.
Jim Langer (center) – PFW 1973; AP 1976; NEA 1978.
Larry Little (guard) – NEA 1975, 1978; AP 1977-78.
Sam Madison (cornerback) – AP 1998; AP 2001.
Dan Marino (quarterback) – AP 1983, 1994-95; NEA 1985-86, 1992.
Earl Morrall (quarterback) – NEA 1972.
Ed Newman (guard) – AP 1981-83; NEA 1981, 1983.
John Offerdahl (linebacker) – AP 1986.
Louis Oliver (safety) – AP 1992.
* Reggie Roby (punter) – NEA 1985, 1991; AP 1991.
Jake Scott (safety) – Writers 1972, 1975; AP 1972; NEA 1972-73.
Keith Sims (guard) – AP 1994.

Bill Stanfill (defensive end) – Writers 1974; NEA 1974; PFW 1973.
Dwight Stephenson (center) – AP 1983.
Pete Stoyanovich (kicker) – AP 1990; NEA 1992.
Patrick Surtain (cornerback) – AP 2003.
Jason Taylor (defensive end) – AP 2001.
Zach Thomas (linebacker) – AP 2001; FD 2003.
Uwe von Schamann (kicker) – AP 1982.
Paul Warfield (wide receiver) – AP 1972; Writers 1973; NEA 1973; PFW 1973.
Richmond Webb (tackle) – AP 1993, 1995.
Delvin Williams (running back) – NEA 1978.

† Writers discontinued Second Team in 1976

* All-NFL of the 1980s selected by Hall of Fame

ALL-AFC SELECTIONS*

Dick Anderson (safety) – AP 1972-73; UPI 1972-73; SN 1972-74; PFW 1973.
Trace Armstrong (defensive end) – PFW 2000.
Bob Baumhower (defensive tackle) – SN 1979; PFW 1979, 1981, 1983; UPI 1981-83.
Doug Betters (defensive end) – UPI 1983; PFW 1983.
Nick Buoniconti (linebacker) – AP 1972.
Mark Clayton (wide receiver) – PFW 1984; UPI 1985.
Bryan Cox (linebacker) – UPI 1992; FN 1992.
Larry Csonka (fullback) – PFW 1970, 1973; AP 1972-73; UPI 1971-73; SN 1971-73.
Vern Den Herder (defensive end) – AP 1972.
A.J. Duhe (linebacker) – UPI 1981.
Mark Duper (wide receiver) – UPI 1984.
Norm Evans (tackle) – AP 1973; SN 1974.
Manny Fernandez (defensive tackle) – SN 1971.
Roy Foster (guard) – UPI 1985-86; PFW 1986.
Irving Fryar (wide receiver) – UPI 1994.
Bob Griese (quarterback) – SN 1970-71, 1973; AP 1971; UPI 1971, 1977; PFW 1971, 1977.
Duriel Harris (kick returner) – PFW 1976.
Larry Izzo (special teamer) – PFW 2000.
Keith Jackson (tight end) – UPI 1992.
Bob Kuechenberg (guard) – PFW 1974, 1978; SN 1975, 1978 (tackle).
Jim Langer (center) – PFW 1973-77; AP 1974-76; UPI 1973-77; SN 1973-77.
Larry Little (guard) – AP 1971-75; UPI 1971-75; SN 1971-74; PFW 1971, 1973, 1975.
Sam Madison (cornerback) – FN 1998-99; PFW 1999-01.
Olindo Mare (kicker) – PFW 1999.
Dan Marino (quarterback) – UPI 1983-86, 1992, 1994; FN 1992, 1994; PFW 1983-86.
Brock Marion (safety) – PFW 2000.
Nat Moore (wide receiver) – PFW 1977; SN 1977; UPI 1977.
Earl Morrall (quarterback) – AP 1972; SN 1972.
Tony Nathan (punt returner) – SN 1979.
Ed Newman (guard) – UPI 1982-84; PFW 1984.
John Offerdahl (linebacker) – UPI 1986, 1988, 1990; PFW 1986; FN 1990.
Adewale Ogunleye (defensive end) – PFW 2003.
Louis Oliver (safety) – UPI 1992.
Reggie Roby (punter) – UPI 1984-85, 1991; PFW 1984-85, 1987; FN 1991.
Jake Scott (safety) – FN 1970; AP 1971-75; UPI 1971-73, 1975; SN 1972-73, 1975; PFW 1974.
Keith Sims (guard) – UPI 1994; FN 1994.
Bill Stanfill (defensive end) – UPI 1971-74; AP 1972-74; SN 1972-74; PFW 1973.
Dwight Stephenson (center) – UPI 1983-87; PFW 1983-87; FN 1983, 1986-87.
Pete Stoyanovich (kicker) – UPI 1992.
Patrick Surtain (cornerback) – PFW 2002-03; FD 2003.
Jason Taylor (defensive end) – PFW 2000, 2002; FN 2000.
Zach Thomas (linebacker) – PFW 2002.
Matt Turk (punter) – FN 2001.
Fulton Walker (kick returner) – PFW 1983.
Paul Warfield (wide receiver) – AP 1971-73; UPI 1971, 1973; SN 1970-73; PFW 1971, 1973-74.
Richmond Webb (tackle) – UPI 1992-95; FN 1992-94.
Delvin Williams (running back) – UPI 1978; SN 1978; PFW 1978.
Ricky Williams (running back) – PFW 2002.
Garo Yepremian (kicker) – PFW 1971, 1973; SN 1971, 1973; AP 1973.

*Only UPI, PFW and FN continue to choose All-AFC

KEY TO AWARDS

AP – Associated Press; UPI – United Press International; NEA – Newspaper Enterprise Association; SN – Sporting News;
 PFW – Pro Football Weekly; Writers – Pro Football Writers; FN – Football News; FD – Football Digest; SI – Sports Illustrated.

PRO BOWL SELECTIONS

(Starters Capitalized)

- 1970 – RB Larry Csonka, QB Bob Griese, WR Paul Warfield.
1971 – RB LARRY CSONKA, QB BOB GRIESE, G Larry Little, RB Mercury Morris, S Jake Scott (dnp), DE Bill Stanfill, WR PAUL WARFIELD.
1972 – S Dick Anderson, LB Nick Buoniconti (dnp), RB Larry Csonka (dnp), T Norm Evans, G LARRY LITTLE, RB Mercury Morris, S JAKE SCOTT, DE Bill Stanfill (dnp), WR Paul Warfield (dnp).
1973 – S DICK ANDERSON, LB Nick Buoniconti, RB Larry Csonka (dnp), QB Bob Griese, C JIM LANGER, G LARRY LITTLE, T Wayne Moore (dnp), RB Mercury Morris (dnp), S JAKE SCOTT, DE Bill Stanfill (dnp), WR Paul Warfield (dnp), K GARO YEPREMIAN.
1974 – S DICK ANDERSON, RB Larry Csonka, T Norm Evans, QB Bob Griese, G Bob Kuechenberg, C JIM LANGER, G LARRY LITTLE, DE BILL STANFILL, S Jake Scott (dnp), WR Paul Warfield.
1975 – G BOB KUECHENBERG, C JIM LANGER, S JAKE SCOTT.
1976 – C JIM LANGER.
1977 – QB BOB GRIESE, G Bob Kuechenberg, C JIM LANGER, WR NAT MOORE.
1978 – QB Bob Griese, G Bob Kuechenberg, C Jim Langer, RB DELVIN WILLIAMS, K GARO YEPREMIAN.
1979 – DT BOB BAUMHOWER, LB Kim Bokamper, S Tim Foley.
1980 – NO SELECTIONS.
1981 – DT BOB BAUMHOWER, G Ed Newman.
1982 – DT Bob Baumhower, RB Andra Franklin, G Ed Newman (dnp), G Bob Kuechenberg¹.
1983 – DT BOB BAUMHOWER, DE DOUG BETTERS, WR Mark Duper, G Bob Kuechenberg², QB DAN MARINO (dnp), G ED NEWMAN, C DWIGHT STEPHENSON.
1984 – DT Bob Baumhower (dnp), WR Mark Clayton, LB A.J. Duhe, WR MARK DUPER, QB DAN MARINO, G ED NEWMAN, P REGGIE ROBY, C DWIGHT STEPHENSON.
1985 – WR Mark Clayton, G Roy Foster, QB DAN MARINO (dnp), C DWIGHT STEPHENSON.
1986 – WR Mark Clayton³, WR Mark Duper (dnp), G Roy Foster, QB DAN MARINO (dnp), LB JOHN OFFERDAHL, C DWIGHT STEPHENSON (dnp).
1987 – QB Dan Marino (dnp), LB John Offerdahl, C Dwight Stephenson (dnp).
1988 – WR Mark Clayton, LB JOHN OFFERDAHL (dnp), NT Brian Sochia⁴.
1989 – TE Ferrell Edmunds, LB JOHN OFFERDAHL, P REGGIE ROBY.
1990 – DE Jeff Cross, TE Ferrell Edmunds, LB JOHN OFFERDAHL, T Richmond Webb.
1991 – WR MARK CLAYTON, QB Dan Marino (dnp), T Richmond Webb.
1992 – LB BRYAN COX, TE KEITH JACKSON (dnp), QB DAN MARINO, T RICHMOND WEBB.
1993 – FB Keith Byars, WR Irving Fryar⁵, TE Keith Jackson (dnp), G Keith Sims, T RICHMOND WEBB.
1994 – LB Bryan Cox, WR Irving Fryar, QB DAN MARINO (dnp), G KEITH SIMS, T RICHMOND WEBB.
1995 – LB Bryan Cox, QB DAN MARINO (dnp), G KEITH SIMS, T RICHMOND WEBB.
1996 – T Richmond Webb.
1997 – NO SELECTIONS.
1998 – DT TIM BOWENS (dnp).
1999 – CB SAM MADISON, K OLINDO MARE, LB ZACH THOMAS⁶.
2000 – DE TRACE ARMSTRONG, ST Larry Izzo, CB SAM MADISON, S Brock Marion, C Tim Ruddy⁷, DE JASON TAYLOR, LB Zach Thomas⁸.
2001 – CB SAM MADISON (dnp), LB Zach Thomas (dnp).
2002 – DT Tim Bowens, CB Sam Madison⁹, S Brock Marion, CB PATRICK SURTAIN (dnp), DE JASON TAYLOR, LB ZACH THOMAS, RB RICKY WILLIAMS¹⁰.
2003 – DE ADEWALE OGUNLEYE, S BROCK MARION, CB PATRICK SURTAIN, LB ZACH THOMAS.
2004 – DE JASON TAYLOR¹¹, CB Patrick Surtain (dnp)¹².

¹ Replaced injured Ed Newman, ² Replaced injured John Hannah, ³ Replaced injured Mark Duper, ⁴ Replaced injured Tim Krumrie, ⁵ Replaced injured Webster Slaughter, ⁶ Replaced Ray Lewis as starter, ⁷ Replaced injured Tom Nalen, ⁸ Selected as need player, ⁹ Replaced injured Patrick Surtain, ¹⁰ Replaced Priest Holmes as starter, ¹¹ Replaced John Abraham as starter, ¹² Replaced injured Chris McAllister.

DON SHULA LEADERSHIP AWARD

- | | |
|-------------------------|---------------------------|
| 1989 – WR/RB Jim Jensen | 1997 – QB Dan Marino |
| 1990 – LB Hugh Green | 1998 – LB Zach Thomas |
| 1991 – LB Cliff Odom | 1999 – LB Zach Thomas |
| 1992 – LB Bryan Cox | 2000 – LB Derrick Rodgers |
| 1993 – CB Troy Vincent | 2001 – LB Derrick Rodgers |
| 1994 – WR Irving Fryar | 2002 – DE Jason Taylor |
| 1995 – QB Dan Marino | 2003 – LB Junior Seau |
| 1996 – WR Fred Barnett | 2004 – LB Junior Seau |

NAT MOORE COMMUNITY SERVICE AWARD

1987 – CB Don McNeal	1998 – QB Dan Marino
1988 – K Fuad Reveiz	1999 – CB Terrell Buckley, CB Ray Hill, S Calvin Jackson, CB Greg Jeffries, CB Sam Madison
1989 – LB John Offerdahl	S Brock Marion, CB Patrick Surtain, CB Jerry Wilson, S Shawn Wooden
1990 – LB John Offerdahl	2000 – DE Trace Armstrong, DE Jason Taylor, LB Zach Thomas
1991 – FB Tony Paige	2001 – LB Twan Russell
1992 – S Liffort Hobley	2002 – LB Tommy Hendricks
1993 – LB John Offerdahl	2003 – S Shawn Wooden
1994 – LB Bryan Cox	2004 – CB Sam Madison
1995 – LB Bryan Cox	
1996 – QB Dan Marino	
1997 – S Shawn Wooden	

WINNING EDGE AWARD

2005 – President Eddie Jones

ED BLOCK COURAGE AWARD

(Dolphins recipient)

1984 – WR Nat Moore	1995 – QB Dan Marino
1985 – RB Woody Bennett	1996 – RB Bernie Parmalee
1986 – LB Charles Bowser	1997 – WR O.J. McDuffie
1987 – T Jon Giesler	1998 – LB Larry Izzo
1988 – S Glenn Blackwood	President Eddie Jones
1989 – CB Don McNeal	1999 – LB O.J. Brigrance
Special Teams Coach Mike Westhoff	2000 – DT Daryl Gardener
1990 – S Liffort Hobley	2001 – LB Scott Galyon
1991 – RB Sammie Smith	2002 – RB Robert Edwards
1992 – LB John Grimsley	2003 – G Jamie Nails
1993 – LB John Offerdahl	2004 – DE David Bowers
1994 – CB Troy Vincent	

COACH OF THE YEAR

NFL

1970 – Don Shula, SN, PFW
1971 – Don Shula, FN
1972 – Don Shula, SN, PFW, FN

AFC

1971 – Don Shula, AP, UPI, PFW
1972 – Don Shula, PFW
1993 – Don Shula, FN

NFL MAN OF THE YEAR

1971 – Joe Robbie, FN	1985 – Dwight Stephenson, NFL
1982 – Don Shula, FN	1998 – Dan Marino, NFL

BERT BELL AWARD

(NFL MVP as awarded by Maxwell Club)

1977 – QB Bob Griese	1984 – QB Dan Marino
----------------------	----------------------

NFL DEFENSIVE PLAYER OF THE YEAR

(selected by AP)

1973 – S Dick Anderson	1983 – DE Doug Betters
------------------------	------------------------

ROOKIE OF THE YEAR

1977 – LB A.J. Duhe, AP, PFW (NFL Defensive), UPI, SN (AFC)
1983 – QB Dan Marino, SN
1986 – LB John Offerdahl, Old Spice NFL, PFW (NFL Defensive, co-winner)
1987 – RB Troy Stradford, AP, NFL Films (Offensive), PFW (NFL Offensive)
1990 – T Richmond Webb, UPI (AFC), PFW, SN
1992 – DE Marco Coleman, FN (NFL Defensive)
1994 – DT Tim Bowers, AP (NFL Defensive), PFW (NFL Defensive)
1996 – LB Zach Thomas, Mackey Award (AFC Defensive)
1997 – LB Derrick Rodgers, Sports Illustrated (NFL Defensive)
2001 – WR Chris Chambers, FN, FD (NFL Offensive)

COMEBACK PLAYER OF THE YEAR

2002 – RB Robert Edwards, SI

SUPER BOWL MVP

(selected by Sport Magazine)

1972 – S Jake Scott (Super Bowl VII) ● 1973 – FB Larry Csonka (Super Bowl VIII)

● All-Time Silver Anniversary Super Bowl Team

PRO BOWL MVP

1974 – K Garo Yepremian

2003 – RB Ricky Williams

NFL ALUMNI ASSOCIATION AWARDS

1984 – Dan Marino, NFL Quarterback of the Year

1985 – Dan Marino, NFL Quarterback of the Year

Dwight Stephenson, NFL Offensive Lineman of the Year

1986 – Dan Marino, NFL Quarterback of the Year

1998 – Zach Thomas, NFL Linebacker of the Year

1999 – Sam Madison, NFL Defensive Back of the Year

Olindo Mare, NFL Special Teams Player of the Year

2002 – Patrick Surtain, NFL Defensive Back of the Year

Jason Taylor, NFL Pass Rusher of the Year

NFL PLAYERS ASSOCIATION AWARDS

1970 – Larry Little, AFC Offensive Lineman of the Year

1971 – Bob Griese, AFC Quarterback of the Year

Larry Little, AFC Offensive Lineman of the Year

Mercury Morris, AFC Kick Returner of the Year

Garo Yepremian, AFC Kicker of the Year

1972 – Larry Little, AFC Offensive Lineman of the Year

Earl Morrall, AFC Quarterback of the Year

1977 – A.J. Duhe, AFC Defensive Rookie of the Year

Leroy Harris, AFC Offensive Rookie of the Year

1983 – Doug Betters, AFC Defensive Lineman of the Year

Dwight Stephenson, AFC Offensive Lineman of the Year

1984 – Dan Marino, AFC Most Valuable Player

Dwight Stephenson, AFC Offensive Lineman of the Year

1985 – Dwight Stephenson, AFC Offensive Lineman of the Year

1986 – Dan Marino, AFC Most Valuable Player

Dwight Stephenson, AFC Offensive Lineman of the Year

1987 – Dwight Stephenson, AFC Offensive Lineman of the Year

Troy Stradford, AFC Offensive Rookie of the Year

1992 – Richmond Webb, AFC Offensive Lineman of the Year

Marco Coleman, AFC Defensive Rookie of the Year

1993 – Richmond Webb, AFC Co-Offensive Lineman of the Year

1994 – Dan Marino, AFC Most Valuable Player; AFC Comeback Player of the Year

Richmond Webb, AFC Offensive Lineman of the Year

1996 – Zach Thomas, AFC Defensive Rookie of the Year

DOLPHINS IN FLORIDA SPORTS HALL OF FAME

LB Nick Buoniconti, 1969-76

RB Rick Casares, 1966

FB Larry Csonka, 1968-74, 1979

QB Bob Griese, 1967-80

Owner Wayne Huizenga, 1990-04

Head Coach Jimmy Johnson, 1996-99

G Larry Little, 1969-80

QB Dan Marino, 1983-99

QB George Mira, 1971

WR Nat Moore, 1974-86

President Joe Robbie, 1966-89

Head Coach Don Shula, 1970-95

WR Freddie Solomon, 1975-77

WR Paul Warfield, 1970-74

K Garo Yepremian, 1970-78

AFL ALL-STAR GAME

(1966-69)

1966 – DE Ed Cooke, LB Tom Erlandson, CB Jimmy Warren, S Willie West

1967 – LB John Bramlett, WR Jack Clancy, QB Bob Griese, CB Dick Westmoreland

1968 – QB Bob Griese, RB Jim Kiick, WR Karl Noonan

1969 – George Wilson (coach), LB Nick Buoniconti, C Tom Goode, RB Jim Kiick, G Larry Little, DE Bill Stanfill

COLLEGE ALL-STAR GAME, CHICAGO

1966 – LB Frank Emanuel, Tennessee
1967 – WR Jack Clancy, Michigan; QB Bob Griese, Purdue; T Jim Riley, Oklahoma
1968 – TE Jim Cox, Miami (Fla.); RB Larry Csonka, Syracuse (MVP); RB Jim Kiick, Wyoming
1969 – DT Bob Heinz, Pacific; DE Bill Stanfill, Georgia
1970 – none selected
1971 – CB Ron Dickerson, Kansas State
1972 – DT Mike Kadish, Notre Dame
1973 – Dolphins 14, All-Stars 3
1974 – DE Don Reese, Jackson State; RB Benny Malone, Arizona State; CB Jeris White, Hawaii;
Game cancelled during players' strike
1975 – T Darryl Carlton, Tampa; QB/WR Freddie Solomon, Tampa; RB Stan Winfrey, Arkansas State
1976 – LB Kim Bokamper, San Jose State; LB Larry Gordon, Arizona State; WR Duriel Harris, New Mexico State

THIRD DOWN AWARD

(most valuable, NEA, voted by players)

1966 – S Willie West	1973 – LB Nick Buoniconti
1967 – C Tom Goode	1974 – QB Bob Griese
1968 – QB Bob Griese	1975 – QB Bob Griese
1969 – LB Nick Buoniconti	1976 – WR Nat Moore
1970 – WR Paul Warfield	1977 – WR Nat Moore
1971 – FB Larry Csonka	1978 – RB Delvin Williams
1972 – FB Larry Csonka	1979 – DE Vern Den Herder

(Discontinued in 1980)

NFL'S UNSUNG PLAYER

1973 – DE Manny Fernandez

DOLPHIN HONOR ROLL

Sept. 16, 1990 – Founder Joe Robbie (1966-89)
Nov. 19, 1990 – FB Larry Csonka (1968-74, 1979)
Nov. 19, 1990 – QB Bob Griese (1967-80)
Nov. 19, 1990 – C Jim Langer (1970-79)
Nov. 19, 1990 – WR Paul Warfield (1970-74)
Nov. 18, 1991 – LB Nick Buoniconti (1969-76)
Nov. 16, 1992 – 1972 Undeclared Team
Dec. 13, 1993 – G Larry Little (1969-80)
Dec. 12, 1994 – C Dwight Stephenson (1980-87)
Dec. 11, 1995 – G Bob Kuechenberg (1970-84)
Nov. 25, 1996 – Head Coach Don Shula (1970-95)
Dec. 5, 1999 – WR Nat Moore (1974-86)
Sept. 17, 2000 – QB Dan Marino (1983-99)
Dec. 15, 2003 – WR Mark Clayton (1983-92) and Mark Duper (1982-92)

SILVER ANNIVERSARY TEAM

(selected by fans)

QB Bob Griese (1967-80)	DE Vern Den Herder (1971-81)
RB Mercury Morris (1969-75)	DE Doug Betters (1978-87)
FB Larry Csonka (1968-74, 1979)	NT Manny Fernandez (1968-75)
WR Paul Warfield (1970-74)	LB Bob Brudzinski (1981-89)
WR Mark Clayton (1983-92)	LB Larry Gordon (1976-82)
TE Bruce Hardy (1978-89)	LB John Offerdahl (1986-93)
G Bob Kuechenberg (1970-84)	LB Nick Buoniconti (1969-76)
G Larry Little (1969-80)	CB Tim Foley (1970-80)
T Norm Evans (1966-75)	CB Don McNeal (1980-89)
T Jon Giesler (1979-88)	S Dick Anderson (1968-77)
C Dwight Stephenson (1980-87)	S Jake Scott (1970-75)
K Garo Yepremian (1970-78)	P Reggie Roby (1983-92)

(Greatest Game - San Diego 41 at Miami 38 (OT) on Jan. 2, 1982)

SPORTS ILLUSTRATED SPORTSMAN OF THE YEAR

1993 – Head Coach Don Shula

PFWA GEORGE HALAS AWARD

2002 – RB Robert Edwards

PFWA “GOOD GUY” AWARD

(Dolphins Chapter)

2001 – LB Zach Thomas

2003 – DT Larry Chester

2002 – T/G Mark Dixon

2004 – DE David Bowens

DOLPHINS ANNUAL PERFORMANCE AWARDS

(selected by South Florida media;
presented at annual awards dinner)

DAN MARINO MOST VALUABLE PLAYER

1966 – RB Joe Auer
1967 – QB Bob Griese
1968 – QB Bob Griese
1969 – LB Nick Buoniconti
1970 – QB Bob Griese,
WR Paul Warfield
1971 – QB Bob Griese
1972 – QB Earl Morrall
1973 – FB Larry Csonka
1974 – QB Bob Griese
1975 – C Jim Langer
1976 – LB Steve Towle
1977 – QB Bob Griese
1978 – RB Delvin Williams
1979 – FB Larry Csonka
1980 – QB David Woodley
1981 – RB Tony Nathan
1982 – FB Andra Franklin
1983 – QB Dan Marino
1984 – QB Dan Marino
1985 – QB Dan Marino
1986 – QB Dan Marino
1987 – QB Dan Marino
1988 – QB Dan Marino
1989 – QB Dan Marino
1990 – QB Dan Marino
1991 – QB Dan Marino
1992 – QB Dan Marino
1993 – FB Keith Byars
1994 – QB Dan Marino
1995 – QB Dan Marino
1996 – LB Zach Thomas
1997 – WR O.J. McDuffie
1998 – WR O.J. McDuffie
1999 – CB Sam Madison
2000 – DE Jason Taylor
2001 – LB Zach Thomas
2002 – DE Jason Taylor,
RB Ricky Williams
2003 – DE Adewale Ogunleye
2004 – DE Jason Taylor

NEWCOMER OF THE YEAR

1996 – LB Zach Thomas
1997 – DE Jason Taylor
1998 – LB Robert Jones
1999 – WR Tony Martin
2000 – RB Lamar Smith
2001 – WR Chris Chambers
2002 – RB Ricky Williams
2003 – T Wade Smith

OUTSTANDING OFFENSIVE BACK

(1966-95)

1966 – RB Joe Auer
1967 – QB Bob Griese
1968 – WR Karl Noonan
1969 – RB Jim Kiick
1970 – FB Larry Csonka,
RB Jim Kiick
1971 – FB Larry Csonka
1972 – FB Larry Csonka
1973 – FB Larry Csonka
1974 – FB Larry Csonka
1975 – FB Don Nottingham,
FB Norm Bulaich
1976 – QB Bob Griese
1977 – QB Bob Griese
1978 – RB Delvin Williams
1979 – FB Larry Csonka
1980 – QB David Woodley
1981 – RB Tony Nathan
1982 – FB Andra Franklin
1983 – QB Dan Marino
1984 – QB Dan Marino
1985 – QB Dan Marino
1986 – QB Dan Marino
1987 – QB Dan Marino
1988 – QB Dan Marino
1989 – QB Dan Marino
1990 – QB Dan Marino
1991 – RB Mark Higgs
1992 – QB Dan Marino
1993 – FB Keith Byars
1994 – QB Dan Marino
1995 – RB Bernie Parmalee

OUTSTANDING RECEIVER

(1971-95)

1971 – Paul Warfield
1972 – Paul Warfield
1973 – Paul Warfield
1974 – Nat Moore
1975 – Nat Moore
1976 – Nat Moore
1977 – Nat Moore
1978 – Nat Moore
1979 – Nat Moore
1980 – Duriel Harris
1981 – Duriel Harris
1982 – Duriel Harris
1983 – Mark Duper
1984 – Mark Clayton
1985 – Mark Clayton
1986 – Mark Duper
1987 – Mark Clayton
1988 – Mark Clayton
1989 – Mark Clayton
1990 – Mark Duper
1991 – Mark Clayton
1992 – Keith Jackson (TE)
1993 – Irving Fryar
1994 – Irving Fryar
1995 – O.J. McDuffie

OUTSTANDING OFFENSIVE LINEMAN

(1966-95)

1966 – C Tom Goode
1967 – T Norm Evans
1968 – T Norm Evans
1969 – C Tom Goode
1970 – G Larry Little
1971 – G Larry Little
1972 – G Larry Little
1973 – C Jim Langer
1974 – C Jim Langer
1975 – C Jim Langer
1976 – C Jim Langer
1977 – C Jim Langer
1978 – G Bob Kuechenberg
1979 – G Bob Kuechenberg
1980 – G Ed Newman
1981 – G Ed Newman
1982 – C Dwight Stephenson
1983 – C Dwight Stephenson
1984 – C Dwight Stephenson
1985 – C Dwight Stephenson
1986 – C Dwight Stephenson
1987 – C Dwight Stephenson
1988 – T Ronnie Lee
1989 – T Jeff Dellenbach
1990 – T Richmond Webb
1991 – T Richmond Webb
1992 – T Richmond Webb
1993 – T Richmond Webb
1994 – T Richmond Webb
1995 – T Richmond Webb

OUTSTANDING DEFENSIVE BACK

(1966-95)

1966 – S Willie West
1967 – CB Jimmy Warren

1968 – CB Jimmy Warren
1969 – to linebacker
1970 – to linebacker
1971 – S Jake Scott
1972 – S Dick Anderson
1973 – S Dick Anderson
1974 – CB Curtis Johnson
1975 – CB Curtis Johnson
1976 – S Charlie Babb
1977 – S Tim Foley
1978 – S Tim Foley
1979 – S Tim Foley
1980 – CB Don McNeal
1981 – S Glenn Blackwood
1982 – CB Don McNeal
1983 – CB William Judson
1984 – CB William Judson
1985 – CB William Judson
1986 – CB William Judson
1987 – CB Paul Lankford
1988 – S Jarvis Williams
1989 – S Jarvis Williams
1990 – S Jarvis Williams
1991 – S Louis Oliver
1992 – S Louis Oliver
1993 – CB Troy Vincent
1994 – CB Troy Vincent
1995 – CB Troy Vincent

OUTSTANDING LINEBACKER

(1969-95)

1969 – Ed Weisacosky
1970 – Nick Buoniconti
1971 – Nick Buoniconti
1972 – Nick Buoniconti
1973 – Nick Buoniconti
1974 – Nick Buoniconti
1975 – Bob Matheson
1976 – Steve Towle
1977 – Steve Towle
1978 – Larry Gordon
1979 – Larry Gordon
1980 – Kim Bokamper
1981 – Earnie Rhone
1982 – A.J. Duhe
1983 – Bob Brudzinski
1984 – Bob Brudzinski
1985 – Hugh Green
1986 – John Offerdahl
1987 – John Offerdahl
1988 – John Offerdahl
1989 – Barry Krauss
1990 – John Offerdahl
1991 – Bryan Cox
1992 – Bryan Cox
1993 – Bryan Cox
1994 – Bryan Cox
1995 – Bryan Cox

OUTSTANDING DEFENSIVE LINEMAN

(1966-95)

1966 – DE Ed Cooke
1967 – DT Ray Jacobs
1968 – DT Manny Fernandez
1969 – DT Manny Fernandez
1970 – DT Manny Fernandez

1971 – DT Manny Fernandez
 1972 – DT Manny Fernandez
 1973 – DT Manny Fernandez
 1974 – DE Vern Den Herder
 1975 – DE Vern Den Herder
 1976 – DE Vern Den Herder
 1977 – DE A.J. Duhe,
 DT Bob Baumhower
 1978 – DE Vern Den Herder
 1979 – DE Vern Den Herder
 1980 – DT Bob Baumhower
 1981 – DT Bob Baumhower
 1982 – DT Bob Baumhower
 1983 – DE Doug Betters
 1984 – DE Doug Betters
 1985 – DT Mike Charles
 1986 – DE T.J. Turner
 1987 – DE John Bosa
 1988 – DT Brian Sochia
 1989 – DE Jeff Cross
 1990 – DE Jeff Cross
 1991 – DE Jeff Cross
 1992 – DE Marco Coleman
 1993 – DE Jeff Cross
 1994 – DT Tim Bowens
 1995 – DE Marco Coleman

ROOKIE OF THE YEAR

(1966-95)

1966 – LB Frank Emanuel
 1967 – WR Jack Clancy
 1968 – RB Jim Kiick
 1969 – DE Bill Stanfill
 1970 – S Jake Scott
 1971 – none
 1972 – none
 1973 – none
 1974 – WR Nat Moore
 1975 – LB Steve Towle
 1976 – WR Duriel Harris
 1977 – CB Norris Thomas
 1978 – CB Gerald Small
 1979 – K Uwe von Schamann
 1980 – QB David Woodley
 1981 – FB Andra Franklin
 1982 – LB Charles Bowser
 1983 – QB Dan Marino
 1984 – LB Jay Brophy
 1985 – K Fuad Reveiz
 1986 – LB John Offerdahl
 1987 – RB Troy Stradford
 1988 – S Jarvis Williams
 1989 – S Louis Oliver
 1990 – T Richmond Webb
 1991 – LB Bryan Cox
 1992 – DE Marco Coleman
 1993 – RB Terry Kirby
 1994 – DT Tim Bowens
 1995 – T Billy Milner

OUTSTANDING SPECIAL TEAMS PLAYER (WIOD)

(1972-95)

1972 – CB Lloyd Mumphord
 1973 – LB Bruce Bannon

1974 – FB Don Nottingham
 1975 – S Barry Hill
 1976 – KR Freddie Solomon
 1977 – G Ed Newman
 1978 – CB Charles Cornelius,
 P George Roberts
 1979 – RB Tony Nathan
 1980 – S Don Bessillieu
 1981 – RB Tom Vigorito
 1982 – K Uwe von Schamann
 1983 – CB Robert Sowell
 1984 – P Reggie Roby
 1985 – TE Bruce Hardy
 1986 – CB Reyna Thompson
 1987 – S Liffort Hobley
 1988 – WR/RB Jim Jensen
 1989 – K Pete Stoyanovich
 1990 – CB Kerry Glenn
 1991 – P Reggie Roby
 K Pete Stoyanovich
 1992 – K Pete Stoyanovich
 1993 – WR O.J. McDuffie
 1994 – CB Sean Hill
 1995 – CB Sean Hill

TOMMY FITZGERALD AWARD

(outstanding rookie in training camp, 1969-94)

1969 – CB Lloyd Mumphord
 1970 – LB Mike Kolen
 1971 – WR Otto Stowe
 1972 – S Charlie Babb
 1973 – WR Bo Rather
 1974 – WR Nat Moore
 1975 – S Barry Hill
 1976 – LB Larry Gordon
 1977 – DE A.J. Duhe,
 DT Bob Baumhower
 1978 – CB Gerald Small
 1979 – K Uwe von Schamann
 1980 – CB Don McNeal
 1981 – RB Tom Vigorito
 1982 – LB Charles Bowser
 1983 – QB Dan Marino
 1984 – RB Joe Carter
 1985 – RB Lorenzo Hampton
 1986 – LB John Offerdahl
 1987 – RB Troy Stradford
 1988 – S Jarvis Williams
 1989 – C Jeff Uhlenhake
 1990 – T Richmond Webb
 1991 – LB Bryan Cox
 1992 – DE Marco Coleman
 1993 – RB Terry Kirby
 1994 – DT Tim Bowens

PLAYERS OF THE WEEK AND MONTH

Offensive/Defensive Player of the Week (1984-02)
Special Teams Player of the Week (1993-02)
Offensive/Defensive Player of the Month (1988-02)

1984

Player of the Week (4)

QB Dan Marino (Week 1 at Washington) – Offense
QB Dan Marino (Week 5 at St. Louis) – Offense
QB Dan Marino (Week 7 vs. L.A. Raiders) – Offense
WR Mark Clayton (Week 16 vs. Dallas) – Offense

1985

Player of the Week (3)

QB Dan Marino (Week 4 at Denver) – Offense
QB Dan Marino (Week 14 at Green Bay) – Offense
S Glenn Blackwood (Week 15 vs. Buffalo) – Defense

1986

Player of the Week (2)

LB John Offerdahl (Week 8 at Indianapolis) – Defense
QB Dan Marino (Week 15 at L.A. Rams) – Offense

Player of the Month (1)

QB Dan Marino (November) – Offense

1987

Player of the Week (2)

RB Troy Stradford (Week 11 at Dallas) – Offense
WR Mark Duper (Week 15 vs. Washington) – Offense

1988

Player of the Week (3)

LB Mark Brown (Week 5 vs. Minnesota) – Defense
QB Dan Marino (Week 7 vs. San Diego) – Offense
QB Dan Marino (Week 15 vs. Cleveland) – Offense

Player of the Month (1)

QB Dan Marino (October) – Offense

1989

Player of the Week (3)

QB Dan Marino (Week 2 at New England) – Offense
S Louis Oliver (Week 5 vs. Cleveland) – Defense
QB Dan Marino (Week 10 at N.Y. Jets) – Offense

1990

Player of the Week (3)

RB Sammie Smith (Week 1 at New England) – Offense
QB Dan Marino (Week 14 vs. Philadelphia) – Offense
QB Dan Marino (AFC First-Round Playoff Game vs. Kansas City) – Offense (NFL)

Player of the Month (1)

LB John Offerdahl & DE Jeff Cross (October) – Defense

1991

Player of the Week (1)

QB Dan Marino (Week 15 vs. Cincinnati) – Offense

1992

Player of the Week (3)

LB Bryan Cox (Week 4 at Seattle) – Defense
S Louis Oliver (Week 5 at Buffalo) – Defense
CB Troy Vincent (AFC Divisional Playoff Game vs. San Diego) – Defense (NFL)

Player of the Month (1)

LB Bryan Cox (September) – Defense

1993

Player of the Week (4)

QB Dan Marino (Week 4 at Buffalo) – Offense
QB Scott Mitchell (Week 6 at Cleveland) – Offense
QB Scott Mitchell (Week 9 vs. Kansas City) – Offense
P Dale Hatcher (Week 12 vs. New England) – Special Teams

Player of the Month (1)

QB Scott Mitchell (October) – Offense

1994

Player of the Week (5)

QB Dan Marino (Week 1 vs. New England) – Offense
K Pete Stoyanovich (Week 9 at New England) – Special Teams
WR Mark Ingram (Week 13 at N.Y. Jets) – Offense
RB Bernie Parmalee (Week 15 vs. Kansas City) – Offense
QB Dan Marino (AFC First-Round Playoff Game vs. Kansas City) – Offense (NFL)

1995

Player of the Week (2)

QB Dan Marino (Week 14 vs. Atlanta) – Offense
CB Terrell Buckley (Week 17 at St. Louis) – Defense

1996

Player of the Week (2)

RB Karim Abdul-Jabbar (Week 1 vs. New England) – Offense
K Joe Nedney (Week 16 vs. Buffalo) – Special Teams

Rookie of the Month (1)

LB Zach Thomas (October) – Defense

1997

Player of the Week (3)

S Shawn Wooden (Week 1 vs. Indianapolis) – Defense
LB Derrick Rodgers (Week 7 at N.Y. Jets) – Defense
CB Terrell Buckley (Week 15 vs. Detroit) – Defense

1998

Player of the Week (2)

LB Robert Jones (Week 11 at Carolina) – Defense
QB Dan Marino (Week 16 vs. Denver) – Offense

Player of the Month (2)

LB Zach Thomas (September) – Defense
LB Robert Jones (December) – Defense

1999

Player of the Week (9)

QB Dan Marino (Week 1 at Denver) – Offense
CB Sam Madison (Week 2 vs. Arizona) – Defense
QB Dan Marino (Week 5 at Indianapolis) – Offense
CB Sam Madison (Week 6 at New England) – Defense
K Olindo Mare (Week 6 at New England) – Special Teams
PR Nate Jacquet (Week 8 at Oakland) – Special Teams
CB Sam Madison (Week 9 vs. Tennessee) – Defense
K Olindo Mare (Week 15 vs. San Diego) – Special Teams
DE Trace Armstrong (AFC First-Round Playoff Game vs. Seattle) – Defense (NFL)

Player of the Month (1)

K Olindo Mare (October) – Special Teams

2000**Player of the Week (4)**

RB Lamar Smith (Week 1 vs. Seattle) – Offense
 S Brian Walker (Week 11 at San Diego) – Defense
 RB Lamar Smith (AFC First-Round Playoff Game vs. Indianapolis) – Offense (NFL)
 P Matt Turk (AFC First-Round Playoff Game vs. Indianapolis) – Special Teams (NFL)

Rookie of the Month (1)

T Todd Wade (October) – Offense

2001**Player of the Week (5)**

LB Zach Thomas (Week 1 at Tennessee) – Defense
 P Matt Turk (Week 4 vs. New England) – Special Teams
 P Matt Turk (Week 12 vs. Denver) – Special Teams
 S Brock Marion (Week 13 vs. Indianapolis) – Defense
 LB Zach Thomas (Week 16 vs. Atlanta) – Defense

Player of the Month (1)

S Brock Marion (December) – Defense

Rookie of the Month (1)

WR Chris Chambers (November) – Offense

2002**Player of the Week (5)**

DE Jason Taylor (Week 6 at Denver) – Defense
 DE Adewale Ogunleye (Week 11 vs. Baltimore) – Defense
 RB Ricky Williams (Week 12 vs. San Diego) – Offense
 RB Ricky Williams (Week 14 vs. Chicago) – Offense
 DE Jason Taylor (Week 15 vs. Oakland) – Defense

Player of the Month (2)

DE Jason Taylor (October) – Defense
 DE Jason Taylor (November) – Defense

2003**Player of the Week (3)**

DE Adewale Ogunleye (Week 3 vs. Buffalo) – Defense
 DE Jason Taylor (Week 12 vs. Washington) – Defense
 QB Jay Fiedler (Week 13 at Dallas) – Offense

Player of the Month (1)

CB Patrick Surtain (October) – Defense

2004**Player of the Week (2)**

Wes Welker (Week 5 at New England) – Special Teams
 DE Jason Taylor (Week 12 at San Francisco) – Defense

LEAGUE LEADERS

INDIVIDUAL**POINTS**

Year	Player	Total
1971	Gar0 Yepremian.....	117
1992	Pete Stoyanovich.....	124

TOTAL TOUCHDOWNS

Year	Player	Total
1984	Mark Clayton	18
	(tied, Marcus Allen of L.A. Raiders)	
1997	Karim Abdul-Jabbar	16

RUSHING TOUCHDOWNS

Year	Player	Total
1972	Mercury Morris.....	12
1997	Karim Abdul-Jabbar	15
	(tied, Terrell Davis of Denver)	

RECEIVING TOUCHDOWNS

Year	Player	Total
1971	Paul Warfield	11
1977	Nat Moore	12
1984	Mark Clayton	18
1988	Mark Clayton	14

FIELD GOALS

Year	Player	Total
1991	Pete Stoyanovich.....	31
	(tied, Chip Lohmiller of Washington)	
1992	Pete Stoyanovich.....	30
	(tied, Chip Lohmiller of Washington)	
1999	Olindo Mare	39*

RUSHING

Year	Player	Total
2002	Ricky Williams	1,853

QUARTERBACK RATING

Year	Player	Total
1977	Bob Griese.....	88.0
1984	Dan Marino	108.9

PASSING YARDS

Year	Player	Total
1984	Dan Marino	5,084*
1985	Dan Marino	4,137
1986	Dan Marino	4,746
1988	Dan Marino	4,434
1992	Dan Marino	4,116

TOUCHDOWN PASSES

Year	Player	Total
1977	Bob Griese.....	22
1984	Dan Marino	48*
1985	Dan Marino	30
1986	Dan Marino	44

PASS COMPLETIONS

Year	Player	Total
1984	Dan Marino	362
1985	Dan Marino	336
1986	Dan Marino	378
1988	Dan Marino	354
1992	Dan Marino	330

PASS ATTEMPTS

Year	Player	Total
1984	Dan Marino	564
1986	Dan Marino	623
1988	Dan Marino	606
1992	Dan Marino	554

RECEPTIONS

Year	Player	Total
1998	O.J. McDuffie	90

PUNTING

Year	Player	Total
1991	Reggie Roby	45.7
1996	John Kidd.....	46.3

INTERCEPTIONS

Year	Player	Total
1967	Dick Westmoreland	10
1973	Dick Anderson	8
1999	Sam Madison.....	7
	(tied, four others)	

KICKOFF RETURNS

Year	Player	Total
1976	Duriel Harris.....	32.9
1983	Fulton Walker.....	26.7

SACKS

Year	Player	Total
2002	Jason Taylor.....	18.5

TEAM

MOST POINTS SCORED

Year	Total
1972	385
1984	513
1986	430

FEWEST POINTS ALLOWED

Year	Total
1972	171
1973	150
1983	250
1998	265

MOST TOTAL YARDS

Year	Total
1972	5036
1984	6936*
1994	6078

FEWEST TOTAL YARDS ALLOWED

Year	Total
1972	2312
1983	3297

MOST RUSHING YARDS

Year	Total
1971	2429
1972	2960

MOST PASSING YARDS

Year	Total
1984	5018*
1986	4779
1987	3876
1988	4516
1993	4353

FEWEST PASSING YARDS ALLOWED

Year	Total
1972	1290
1982	1027
2001	2829


*NFL record

INDEX OF DOLPHIN FACTS

Alternative Jersey	288
Attendance Greater than 70,000, Dolphins Record	228
Blackout Lifted, Dolphins Record.....	66
Brothers in Dolphins History	21
Bye Week, Dolphins Record Preceding and Following	500
Close Games, Dolphins Record In	293
Defensive Touchdowns, Record with.....	306
Dome Opponents, Dolphins Record Against	302
Dual 100-Yard Receiving Games	144
Dual 100-Yard Rushing Games	266
Father-Son Combinations in Dolphins History.....	479
50 Receptions, Three Players with	307
Florida Colleges, Dolphins Draft Choices	22
Grass and Artificial Turf, Record on.....	639
Head Coaches in Dolphins History	371
Home Openers, Record In.....	505
Home Wins, Consecutive.....	658
Interceptions, Dolphins Record with	91
Kickoff Returns for Touchdowns	207
Margins of Victory, Playoffs	288
Monday Night Football Record	488
1984 Season, Offensive Records Established	388
One Thousand-Yard Rushers, Two in Same Season	24

Pass Defense, Streak of not allowing a 300-yard passer	353
Phillips, Mel	353
Playoff Record, When Leading	303
Playoff Record By Round	38
Points Scored and Points Allowed, NFL Leaders in Same Season	30
Pro Bowl, Dolphins with Touchdowns	16
Pro Bowl MVPs	643
Pro Bowl Selections, Offense & Defense.....	311
Rushing Attempts, Dolphins Record with 25+	293
Sacks Allowed, Dolphins as League Leaders	75
Season Openers, Dolphins Record In	502
Sellout Streak.....	626
Shula, Don, Coach to Hall of Famers	452
Shula, Don, Coaching Longevity	41
Shutouts, All-Time	203
Shutouts, Playoffs	132
Stofa, John.....	304
Super Bowl Champions, Dolphins Record Against	222
Takeaway/Giveaway Ratios	388
10-0 Records, Opening Season with.....	174
Undrafted Rookie Success	23
Uniform Numbers, Least Worn	201
Winless Teams at Miami	228


DOLPHINS IN THE HALL OF FAME



Don Shula

Head Coach • Vice Chairman

Born 1/4/30
College John Carroll '51
Player 1951-57
Assistant Coach 1960-62
Head Coach 1963-95
Year Inducted 1997



On July 26, 1997, Don Shula capped an illustrious career when he was inducted into the Pro Football Hall of Fame in Canton, Ohio, following his election into that shrine on January 25, 1997, his first year of eligibility. Shula's unanimous election to the Hall was the ultimate honor in a career full of record-setting accomplishments.

Starting with the 1996 season, Shula has served as Vice-Chairman of the Miami Dolphins, having been named to that position on January 5, 1996. This year marks his 36th season with the Dolphins, a tenure that started when he was named head coach of the club in 1970.

Shula's record as head coach of the Dolphins (1970-95) and before that as head coach of the Baltimore Colts (1963-69) is unmatched in National Football League history. In 1995 he concluded his 33rd season as an NFL head coach and his 26th season as head coach of the Dolphins. He owns a career record of 347-173-6 (.665), including a regular season mark of 328-156-6 (.676), and is the winningest coach in NFL history. On November 14, 1993 in Philadelphia, when the Dolphins defeated the Philadelphia Eagles 19-14, Shula won his 325th career game, moving him past the immortal George Halas (324-151-31) and setting an NFL record for most career victories, a mark once thought to be unreachable. Shula's 328 regular season wins also is an NFL record, surpassing Halas' former NFL mark of 318 regular season victories. Shula and Halas are the only NFL coaches to win 300 or more career games, as Shula recorded his 300th career win on September 22, 1991, with a 16-13 triumph over Green Bay in just his 29th year as an NFL head coach, as compared to 36 seasons for Halas to accomplish that feat.

In addition, Shula won Super Bowl titles in 1972 and 1973, one of only six coaches in NFL history to win consecutive Super Bowls. His 1972 team went 17-0, recording the only undefeated season in NFL annals. He has appeared in more Super Bowls (six) than any other coach, and is one of only two coaches (along with Buffalo's Marv Levy) to reach the Super Bowl three straight seasons (1971-73). He also advanced to the Super Bowl with the Dolphins in 1982 and 1984, as well as in 1968 as head coach of the Colts.

A remarkable 20 times in 33 seasons, Shula's teams reached the playoffs. His teams won at least ten games 21 times in those 33 years, and he suffered only two losing seasons (1976, 1988) in that span. He averaged more than ten wins per season in his career (347 wins in 33 years as a head coach), and he was the youngest coach to win 100, 200 and 300 games.

During Shula's tenure with the Dolphins, from the time he replaced George Wilson on February 18, 1970 to become the franchise's second-ever head coach through his final season in 1995, his winning percentage of .658 (257-133-2) during that time was the best record in all of professional sports. The Dolphins either won or shared first place in the AFC East 15 times in the 26 years under Shula, and reached the playoffs 16 times. His ultimate achievement was the NFL's only unbeaten, untied record of 17-0 in 1972, capped by a 14-7 win over the Washington Redskins in Super Bowl VII. He won a second consecutive Super Bowl title in 1973, defeating the Minnesota Vikings 24-7 in Super Bowl VIII, and compiled an overall record of 32-2 in those back-to-back seasons, a two-year mark that has yet to be surpassed.

Before joining the Dolphins, Shula spent seven years (1963-69) as head coach of the Baltimore Colts. In that span he compiled a record of 73-26-4 (.728) and advanced to the playoffs four times, including two appearances in the NFL Championship Game, in 1964 and 1968 after 12-2 and 13-1 campaigns, respectively. He was the youngest head coach (33 years

old) in the history of the NFL when he was named the Colts' head coach in 1963.

Shula succeeded Weeb Ewbank as head coach in Baltimore after serving three years (1960-62) as defensive coordinator of the Detroit Lions, with the team going 26-13-1 in that period. Shula entered the coaching ranks with an assistant's job at Virginia (1958) and Kentucky (1959) before joining the Lions.

Shula broke into the NFL as the lone rookie on Coach Paul Brown's defending NFL champion Cleveland Browns in 1951. He was involved in the largest trade in modern NFL history, a 15-player deal with Baltimore in 1953, and Shula played four seasons with the Colts (1953-56) and one season at Washington (1957) at right cornerback. He had 21 career interceptions for 247 yards in seven seasons. In college, he was a running back at John Carroll University in Cleveland, and in 1950 he gained 125 yards when the Blue Streaks upset Syracuse, 21-15.

Shula also contributed to the growth of the NFL off the field by serving from 1975 through 1995 (including the last two years in that span as co-chairman along with George Young of the New York Giants) on the league's influential Competition Committee, which evaluates and recommends changes in playing rules to make the game more open and exciting and to improve player safety.

In addition to his own election to the Pro Football Hall of Fame, Shula was further honored by being selected to present five other members for induction into the Hall (Larry Csonka, Bob Griese, Jim Langer, Larry Little, and Dwight Stephenson), including two (Csonka and Langer) on the same day.

Along with his football responsibilities, Shula always has given considerable time, plus financial and emotional support, to many area charities. The Don Shula Foundation, formed primarily to assist breast cancer research, was established as a tribute to his late wife, Dorothy. Shula also has been active in the American Cancer Society, March of Dimes, American Red Cross, the United Way, and Catholic Charities.

A member of the Class of 1951 at John Carroll, Shula helps fund a \$1 million chair in the University's Department of Philosophy. On September 27, 2003, John Carroll University showed its appreciation for Shula's support of the school by naming its new stadium Don Shula Stadium. Shula also has received honorary doctorate degrees from John Carroll, St. Thomas University, the University of Miami, and Florida Atlantic University.

Because of his success on the football field and his long-time civic and charitable service, Shula has received countless prestigious awards recognizing his contributions, including the 1993 Sports Illustrated Sportsman of the Year Award and the 1994 Horatio Alger Award. In addition, along with Ken Blanchard, in 1995 Shula co-authored "Everyone's A Coach," a highly acclaimed book that outlines the application of their managerial philosophies for business and personal success. Shula personifies those business principles himself, serving as an equity partner in two highly successful enterprises, Don Shula's Hotel and Golf Club along with Don Shula's Steakhouse, Inc.

Shula's oldest son Dave, 46, and his wife Leslie have three sons, Danny, Christopher, and Matthew. David served as the head coach of the Cincinnati Bengals from 1992-96, and when Don Shula's Dolphins played Dave Shula's Bengals on October 2, 1994 and October 1, 1995, both at Cincinnati's Riverfront Stadium, it marked the only two times in professional sports that a father and son faced each other as head coaches. Dave currently is President of Don Shula Steakhouse, Inc.

Shula's other son Mike, 40, was named the head coach at the University of Alabama on May 9, 2003. He had rejoined the Dolphins' staff as quarterbacks coach in 2000 after serving the four previous seasons as the offensive coordinator of the Tampa Bay Buccaneers; he also spent the 1991-92 seasons as a coaches' assistant under his father in Miami. Mike and his wife, Shari, have two daughters, Samantha and Brooke Dorothy.

Mike and Dave Shula presented their father for induction into the Pro Football Hall of Fame in 1997, becoming the first pair ever to present a Hall of Famer for induction.

Shula's oldest daughter, Donna, has five children, Alex, Lindsey, Tyler, and twins Calvin and Carly. Another daughter, Sharon resides in New York, while youngest daughter Annie lives and works in Broward County.

Shula and his wife, Mary Anne, reside in Miami Beach and continue to be very active in charitable and community affairs. They were married on October 15, 1993, and their family together now includes eight children and 15 grandchildren.

DON SHULA'S CAREER RECORD

YEAR	TEAM	W	L	T	PCT.	FINISH
1963	Baltimore	8	6	0	.571	3rd, NFL West Conf.
1964*	Baltimore	12	2	0	.857	1st, NFL West Conf.
1965	Baltimore	10	3	1	.750	T-1st, NFL West Conf.
1966	Baltimore	9	5	0	.643	2nd, NFL West Conf.
1967	Baltimore	11	1	2	.857	T-1st, NFL Coastal
1968*	Baltimore	13	1	0	.929	1st, NFL Coastal
1969	Baltimore	8	5	1	.607	2nd, NFL Coastal
1970	Miami	10	4	0	.714	2nd, AFC East
1971*	Miami	10	3	1	.750	1st, AFC East
1972**	Miami	14	0	0	1.000	1st, AFC East
1973**	Miami	12	2	0	.857	1st, AFC East
1974	Miami	11	3	0	.786	1st, AFC East
1975	Miami	10	4	0	.714	T-1st, AFC East
1976	Miami	6	8	0	.429	3rd, AFC East
1977	Miami	10	4	0	.714	T-1st, AFC East
1978	Miami	11	5	0	.688	T-1st, AFC East
1979	Miami	10	6	0	.625	1st, AFC East
1980	Miami	8	8	0	.500	3rd, AFC East
1981	Miami	11	4	1	.719	1st, AFC East
1982*	Miami	7	2	0	.777	1st, AFC East
1983	Miami	12	4	0	.750	1st, AFC East
1984*	Miami	14	2	0	.875	1st, AFC East
1985	Miami	12	4	0	.750	1st, AFC East
1986	Miami	8	8	0	.500	3rd, AFC East
1987	Miami	8	7	0	.533	T-2nd, AFC East
1988	Miami	6	10	0	.375	5th, AFC East
1989	Miami	8	8	0	.500	T-2nd, AFC East
1990	Miami	12	4	0	.750	2nd, AFC East
1991	Miami	8	8	0	.500	T-2nd, AFC East
1992	Miami	11	5	0	.688	1st, AFC East
1993	Miami	9	7	0	.563	2nd, AFC East
1994	Miami	10	6	0	.625	1st, AFC East
1995	Miami	9	7	0	.563	T-2nd, AFC East

*NFL runner-up

**NFL Champion

REGULAR SEASON

ALL GAMES

	W	L	T	PCT.	W	L	T	PCT.
Baltimore Totals	71	23	4	.745	73	26	4	.728
Miami Totals	257	133	2	.658	274	147	2	.650
33-YEAR TOTALS	328	156	6	.676	347	173	6	.665

NFL'S TOP 20 COACHES

(based on career wins)

COACH	YEARS	TEAMS	REGULAR SEASON				CAREER			
			W	L	T	PCT.	W	L	T	PCT.
DON SHULA	33	COLTS, DOLPHINS	328	156	6	.676	347	173	6	.665
George Halas	40	Bears	318	148	31	.671	324	151	31	.671
Tom Landry	29	Cowboys	250	162	6	.605	270	178	6	.601
Curley Lambeau	33	Packers, Cardinals	226	132	22	.623	229	134	22	.623
		Redskins								
Chuck Noll	23	Steelers	193	148	1	.563	209	156	1	.572
Dan Reeves	23	Broncos, Giants, Falcons	190	165	2	.535	201	174	2	.536
Chuck Knox	22	Rams, Bills,	186	147	1	.558	193	158	1	.550
		Seahawks								

COACH	YEARS	TEAMS	REGULAR SEASON				CAREER			
			W	L	T	PCT.	W	L	T	PCT.
M. Schottenheimer	19	Browns, Chiefs, Redskins, Chargers	177	117	1	.602	182	129	1	.585
Paul Brown	21	Browns, Bengals	166	100	6	.621	170	108	6	.609
Bud Grant	18	Vikings	158	96	5	.620	168	108	5	.607
Bill Parcells	17	Giants, Patriots, Jets, Cowboys	154	116	1	.570	165	123	1	.573
Marv Levy	17	Chiefs, Bills	143	113	0	.558	154	120	0	.562
Steve Owen	23	Giants	151	100	17	.595	153	108	17	.581
Joe Gibbs	13	Redskins	130	70	0	.650	146	75	0	.661
Bill Cowher	13	Steelers	130	77	1	.627	138	86	1	.616
Hank Stram	17	Chiefs, Saints	131	97	10	.571	136	100	10	.573
Weeb Ewbank	20	Colts, Jets	130	129	7	.502	134	130	7	.507
Mike Holmgren	13	Packers, Seahawks	125	83	0	.601	134	91	0	.596
Mike Ditka	14	Bears, Saints	121	95	0	.560	127	101	0	.557
Jim Mora	15	Saints, Colts	125	106	0	.541	125	112	0	.527

SHULA'S MILESTONES

Don Shula passed the immortal George Halas to become the winningest coach in NFL history when he registered victory number 325 in Miami's 19-14 win at Philadelphia on November 14, 1993. Shula concluded coaching with a career record of 347-173-6 (.665). On December 25, 1994, in Miami's 27-20 win over Detroit, Shula won the 319th regular season game of his career and broke the NFL record for most regular season coaching wins by Halas (318 wins). Shula owned a 328-156-6 (.676) regular season record. In 1991, Shula joined Halas (324 wins) as the only NFL coaches with 300 or more career wins. Shula accomplished his milestone 300th career win with a 16-13 triumph over the Green Bay Packers on September 22, 1991. Shula won the 300th regular-season game of his coaching career with a 16-13 overtime win at New England on December 27, 1992.

Shula added another historic career milestone in Miami's 30-7 win over the Buffalo Bills on September 16, 1990, as he recorded his 200th regular season victory since joining the Dolphins in 1970. Shula joined Hall of Fame coaches Curley Lambeau (Green Bay), George Halas (Chicago) and Tom Landry (Dallas) as the only NFL coaches to earn 200 or more regular season wins with one NFL club.

CAREER NFL WINS

CAREER WIN NO.	OPPONENT	SCORE	DATE	OPPOSING HEAD COACH
1	at San Francisco	20-14	9/22/63	Red Hickey
50	New Orleans	30-10	12/10/67	Tom Fears
100	San Diego	24-10	10/15/72	Harland Svare
150	N.Y. Jets	16-0	9/26/76	Lou Holtz
200	at New England	30-27 (OT)	11/8/81	Ron Erhardt
250	at Buffalo	23-14	11/24/85	Hank Bullough
300	Green Bay	16-13	9/22/91	Lindy Infante
324	Kansas City	30-10	10/31/93	Marty Schottenheimer
325	at Philadelphia	19-14	11/14/93	Rich Kotite
347	at St. Louis	41-22	12/24/95	Rich Brooks

REGULAR-SEASON NFL WINS


REGULAR SEASON WIN NO.	OPPONENT	SCORE	DATE	OPPOSING HEAD COACH
1	at San Francisco	20-14	9/22/63	Red Hickey
50	New Orleans	30-10	12/10/67	Tom Fears
100	New England	52-0	11/12/72	Phil Bengtson
150	at N.Y. Jets	14-10	11/6/77	Walt Michaels
200	Buffalo	27-10	12/27/82	Chuck Knox
250	Pittsburgh	35-24	11/1/87	Chuck Noll
300	at New England	16-13(OT)	12/27/92	Dick MacPherson
318	Kansas City	45-28	12/12/94	Marty Schottenheimer
319	Detroit	27-20	12/25/94	Wayne Fontes

REGULAR-SEASON WINS WITH DOLPHINS

REGULAR- SEASON WIN NO.	OPPONENT	SCORE	DATE	OPPOSING HEAD COACH
1	at Houston	20-10	9/27/70	Wally Lemm
50	Kansas City	9-3	10/20/74	Hank Stram
100	Green Bay	27-7	10/28/79	Bart Starr
150	at New England	44-24	10/21/84	Ron Meyer
200	Buffalo	30-7	9/16/90	Marv Levy
250	at New England	20-3	9/10/95	Bill Parcells

REGULAR-SEASON GAMES AS NFL COACH

REGULAR- SEASON GAME NO.	OPPONENT	SCORE	DATE	OPPOSING HEAD COACH
1	N.Y. Giants	28-37	9/15/63	Allie Sherman
50	Washington	37-10	11/6/66	Otto Graham
100	at Houston	20-10	9/27/70	Wally Lemm
150	Kansas City	9-3	10/20/74	Hank Stram
200	Buffalo	31-14	12/17/77	Jim Ringo
250	Pittsburgh	30-10	9/10/81	Chuck Noll
300	at San Diego	28-34	11/18/84	Don Coryell
350	at Philadelphia	28-10	12/13/87	Buddy Ryan



Nick Buoniconti

Linebacker • 85


Born1/15/40

CollegeNotre Dame '62

NFL1962-76

Dolphins1969-76

Year Inducted2001



Nick Buoniconti, the driving force of the Dolphins' famed "No-Name Defense," inspired his teammates with his outstanding play and fiery leadership. During his seven years with the Dolphins the team advanced to three straight Super Bowls (1971-73) and won twice (1972, 1973), with one of those wins coming after their unparalleled undefeated season in 1972. Buoniconti was only 5-11 and 220 pounds and was considered to be too small to play middle linebacker. However, as many coaches noted, he always "played bigger than his size" during a stellar 14-year career with the Dolphins and the Boston Patriots.

The first member of the Dolphins defense to be elected to the Hall of Fame, Buoniconti joined the team in 1969 after playing seven seasons with the Patriots. During his tenure with the Dolphins, he was named the team's Most Valuable Player three times (1969, 1970, 1973) and was named to the AFL All-Star game in 1969 and was selected to two Pro Bowls (1973, 1974) following the merger of the two leagues. In 1990, he was voted as a linebacker on the Dolphins' Silver Anniversary all-time team, and on November 18, 1991, he was enshrined on the Dolphin Honor Roll at Dolphins Stadium.

Before joining the Dolphins, Buoniconti helped the Patriots capture the 1963 AFL Eastern Division title, and he played in five AFL All-Star games. Overall in his 14-year career, he played in 183 games and recorded 32 career interceptions. He was named to the All-Time AFL team in 1970, and overall was named a first team All-AFL/AFC choice eight times.

A native of Springfield, Massachusetts, Buoniconti had an outstanding collegiate career at Notre Dame. Following his retirement from the Dolphins, he and his son, Marc, were the driving forces behind the establishment of the Miami Project to Cure Paralysis, one of the world's leading research and treatment centers for spinal cord injuries.

Buoniconti was elected to the Hall of Fame in 2001 after being named for the first time that

NICK BUONICONTI'S CAREER STATISTICS


YEAR	TEAM	G	TACK.	ASST.	TOTAL	FUM. REC.	INT.	YDS.	AVG.	TD
1962	Boston	14	NA	NA	NA	NA	2	3	1.5	0
1963	Boston	14	NA	NA	NA	NA	3	42	14.0	0
1964	Boston	14	NA	NA	NA	NA	5	75	15.0	0
1965	Boston	14	NA	NA	NA	NA	3	31	10.3	0
1966	Boston	14	NA	NA	NA	NA	4	43	10.8	0
1967	Boston	13	NA	NA	NA	NA	4	7	1.8	0
1968	Boston	8	NA	NA	NA	NA	3	22	7.3	0
1969	Miami	13	79	35	114	1	3	27	9.0	0
1970	Miami	14	96	49	145	0	0	0	0.0	0
1971	Miami	14	86	40	126	0	1	16	16.0	0
1972	Miami	14	72	74	146	0	2	17	8.5	0
1973	Miami	13	91	71	162	2	0	0	0.0	0
1974	Miami	13	51	49	100	0	2	29	14.5	0
1975	Miami	INJURED RESERVE								
1976	Miami	11	32	38	70	0	0	0	0.0	0
15-YEAR TOTALS		183	NA	NA	NA	3	32	312	9.8	0
MIAMI TOTALS		92	507	356	863	3	8	89	11.1	0

ADDITIONAL STATS

Sacks: 2 in 1969, 1 in 1971, 1 in 1972, 1 in 1973, 1 in 1976

Touchdowns: 1 fumble recovery in 1973


Kickoff Returns: 1 for 8 yards in 1962



Larry Csonka

Fullback • 39

Born12/15/46
CollegeSyracuse '68
NFL1968-74, 1976-79
Dolphins1968-74, 1979
Year Inducted1987




Larry Csonka ranks as the Dolphins' all-time leading rusher with 1,506 carries for 6,737 yards (4.5 average) and 53 TDs. A five-time Pro Bowl selection, he put together three consecutive 1,000-yard seasons (1971-73) as Miami advanced to the Super Bowl each year. Csonka shined in those three Super Bowls, averaging 6.3 yards a carry and going over 100 yards rushing in two of them. Originally drafted in the first round out of Syracuse in 1968, he was named the MVP of Super Bowl VIII after carrying 33 times for 145 yards and two touchdowns as the Dolphins steamrolled the Minnesota Vikings, 24-7, for their second straight NFL title. Called a "modern-day Bronko Nagurski" by Dolphin coach Don Shula, "Zonk" also played three seasons with the N.Y. Giants (1976-78) and one year with the Memphis Southmen of the World Football League (1975). His career rushing totals in the NFL, which

place him 27th on the league's all-time rushing list, are: 1,891 carries for 8,081 yards (4.3 average) and 64 TDs. He was elected to the Hall of Fame in his second year of eligibility. In 1990, he also was voted the fullback on the Dolphins' Silver Anniversary all-time team and was named as a running back on the Super Bowl Silver Anniversary all-time team. On November 19, 1990, he was enshrined on the Dolphin Honor Roll at Dolphins Stadium. Csonka was further honored when his number 39 was retired by the team during halftime ceremonies on

LARRY CSONKA'S CAREER STATISTICS

YEAR	TEAM	G-S	ATT.	RUSHING		LG	TD	RECEIVING			
				YDS.	AVG.			NO.	YDS.	LG	TD
1968	Miami	11-11	138	540	3.9	40	6	11	118	65	1
1969	Miami	11-11	131	566	4.3	54t	2	21	183	42	1
1970	Miami	14-14	193	874	4.5	53	6	11	94	54	0
1971	Miami	14-14	195	1051	5.4	28	7	13	113	25	1
1972	Miami	14-14	213	1117	5.2	45	6	5	48	14	0
1973	Miami	14-14	219	1003	4.6	25	5	7	22	9	0
1974	Miami	12-12	197	749	3.8	24	9	7	35	11	0
1975	Memphis*	7-NA	99	421	4.3	—	1	5	54	—	1
1976	N.Y. Giants	12-12	160	569	3.6	13	4	6	39	14	0
1977	N.Y. Giants	14-14	134	464	3.5	15	1	2	20	12	0
1978	N.Y. Giants	14-13	91	311	3.4	12	6	7	73	23	0
1979	Miami	16-16	220	837	3.8	22	12	16	75	18	1
MIAMI TOTALS		106-106	1506	6737	4.5	54t	53	91	688	65	4
GIANTS TOTALS		40-39	385	1344	3.5	15	11	15	132	23	0
NFL TOTALS		146-145	1891	8081	4.3	54t	64	106	820	65	4
PLAYOFFS		12-12	225	891	4.0	49	9	4	26	16	1


*stats with WFL Memphis not included in career totals



Bob Griese

Quarterback • 12

Born2/3/45
 CollegePurdue '67
 NFL1967-80
 Dolphins1967-80
 Year Inducted1990



He was unquestionably the "thinking man's quarterback." Bob Griese, renowned for his poised leadership and ingenious play-calling, sustained the Dolphin offense with a flair for winning from 1967-80.

The bespectacled quarterback became the 14th passer in the NFL's exclusive 25,000-yard club in 1980. On the same day he reached that milestone, he suffered a shoulder injury which ultimately forced his retirement on June 25, 1981. His No. 12 jersey became the first in Dolphins history to be retired, on May 6, 1982, in ceremonies at the team's annual awards banquet. In 1990, he was also voted the quarterback on the Dolphins' Silver Anniversary all-time team, and on November 19, 1990, he was enshrined on the Dolphin Honor Roll at Dolphins Stadium.


Including playoffs, he had a .681 winning percentage (88-41-1) under Coach Don Shula. "Cornerstone of the franchise," Dolphin founder Joe Robbie called him. He was a consensus All-Pro quarterback in 1971 and 1977, made six appearances in the Pro Bowl and was voted the team's Most Valuable Player six times by South Florida media.

After becoming eligible for induction into the Hall of Fame in 1985, Griese was named as a finalist all five years before being elected to the Hall of Fame in 1990.

"He's probably the most unselfish guy I've ever been around," Shula said. "He got as much of a thrill calling the right running play for a touchdown as he did connecting on a bomb. That's just his makeup."

BOB GRIESE'S CAREER STATISTICS


YEAR	TEAM	G-S	ATT.	COMP.	YDS.	PCT.	TD	INT.	LG	TKLD.
1967	Miami	12-11	331	166	2005	50.2	15	18	68t	25/240
1968	Miami	13-13	355	186	2473	52.4	21	16	50t	43/372
1969	Miami	9-9	252	121	1695	48.0	10	16	53t	33/289
1970	Miami	14-14	245	142	2019	58.0	12	17	54t	31/282
1971	Miami	14-13	263	145	2089	55.1	19	9	86t	23/248
1972	Miami	6-5	97	53	638	54.6	4	4	39	7/45
1973	Miami	13-13	218	116	1422	53.2	17	8	46	11/75
1974	Miami	13-13	253	152	1968	60.1	16	15	54	27/202
1975	Miami	10-10	191	118	1693	61.8	14	13	79t	16/31
1976	Miami	13-13	272	162	2097	59.6	11	12	47t	30/266
1977	Miami	14-14	307	180	2252	58.6	22	13	73t	36/303
1978	Miami	11-9	235	148	1791	63.0	11	11	63t	18/165
1979	Miami	14-12	310	176	2160	56.8	14	16	51	26/223
1980	Miami	5-3	100	61	790	61.0	6	4	54	9/89
TOTALS		161-152	3429	1926	25092	56.2	192	172	86t	335/2930
PLAYOFFS		12-11	208	112	1467	53.8	10	12	75t	15/152



Jim Langer

Center • 62

Born5/16/48
 CollegeS. Dakota State '70
 NFL1970-81
 Dolphins1970-79
 Year Inducted1987



Jim Langer was the anchor of the Miami offensive line during the Dolphins' championship years of the 1970s. Coming out of South Dakota State in 1970, he was signed as a free agent by Cleveland but was released on the final cut. Langer was picked up on waivers by the Dolphins and, after spending most of the year on the taxi squad, played in the final five games of 1970, mainly on special teams. After serving as a backup at center the following season, in 1972 he won the starting job, which he would hold until sidelined with a knee injury in 1979. A consensus All-Pro from 1973-77, Langer was a six-time Pro Bowl selection (five times as a starter). He played in a club-high 128 straight games during his career and also had a team-record 109 consecutive starts (a record since broken by Richmond Webb in 1997). Voted the team's Most Valuable Player by South Florida media in 1975, Langer also holds the distinction of having played every offensive down in the Dolphins' perfect 1972 season. Wanting to spend the final years of his career near his Royalton, Minn., home, at his own request Langer was traded to the Minnesota Vikings in 1980, where he played for two seasons (1980-81). He was elected to the Hall of Fame in his first year of eligibility. In addition, on November 19, 1990, he was enshrined on the Dolphin Honor Roll at Dolphins Stadium.




Larry Little

Guard • 66

Born11/2/45
CollegeBethune-Cookman '67
NFL1967-80
Dolphins1969-80
Year Inducted1993




A rumbling giant in the Dolphin trenches for 12 seasons, Larry Little's very presence in leading a sweep was an intimidating force in a Miami running attack which led the NFL during the 1970s at 2,372 yards per season. Coming out of Bethune-Cookman in 1967, Little entered the NFL as an undrafted free agent with the San Diego Chargers for a \$750 bonus. He was traded to the Dolphins on July 2, 1969, in exchange for Miami cornerback Mack Lamb, a former high school teammate. After having started just four games during his two seasons with the Chargers, Little emerged with the Dolphins and played in 158 regular season games with 152 starting assignments. He also started 12 playoff games for Miami and was a key ingredient of the Dolphins' back-to-back Super Bowl championship teams of 1972 and '73. Little earned All-Pro honors six times (1971-75 and 1977) and was a Pro Bowl selection on four occasions (1971-74). He was the first player in league history to be named as AFC Offensive Lineman of the Year three straight seasons (1970-72) by the NFL Players' Association. Little, who anchored the offensive line which helped set a then-NFL record with 2,960 rushing yards during the Dolphins' "perfect season" in 1972, was named by the National 1,000-Yard Club as the league's Outstanding Blocker for the '72 campaign. A native Floridian, Little was the first Dolphins player inducted into the Florida Sports Hall of Fame, on March 6, 1978. In 1990, he was voted as a guard on the Dolphins' Silver Anniversary all-time team. Little was elected into the Hall of Fame in his eighth year of eligibility after having been a finalist on three occasions. On December 13, 1993, he was enshrined on the Dolphin Honor Roll at



Dan Marino

Quarterback • 13

Born9/15/61
CollegePittsburgh '83
NFL1983-99
Dolphins1983-99
Year Inducted2005



Elected to the Pro Football Hall of Fame on February 5, 2005 . . . Others included in the Class of 2005 are Steve Young, Benny Friedman and Fritz Pollard . . . Marino becomes the ninth member of the Miami Dolphins to be enshrined in the Hall of Fame, joining Don Shula (1997), Nick Buoniconti (2001), Larry Csonka (1987), Bob Griese (1990), Jim Langer (1987), Larry Little (1993), Dwight Stephenson (1998), and Paul Warfield (1983) . . . Marino's No. 13 jersey became the second Dolphin uniform number to be retired, on Sunday, September 17, 2000, at halftime of the Dolphins-Baltimore Ravens game at Dolphins Stadium . . . He was also inducted into the Dolphin Honor Roll on that date . . . The only other Dolphin player to wear No. 13 was safety Jake Scott, who wore that number from 1970 through 1975 . . . He

announced his retirement on March 13, 2000 . . . Marino ranks among the NFL's all-time top ranked passers . . . In his 17-year career, Marino played in 242 games (240 starts) and he was 4967-8358 (59.4%) for 61,361 yards, 420 touchdowns, and 252 interceptions for an 86.4 passing efficiency rating, which ranks tenth among the all-time passing leaders . . . Marino holds 38 Dolphins regular season team records (50 overall, including playoffs) and is tied for four others (six, including playoffs) . . . He holds 17 NFL regular season records and is tied

RECORD WHEN MARINO . . .

(Regular Season)

Threw 0 Touchdowns.....	16-23	Was Not Intercepted	62-23
Threw 1 Touchdown	45-31	Was Intercepted	85-72
Threw 2 Touchdowns.....	45-20	Played on Grass.....	108-54
Threw 3 Touchdowns.....	25-16	Played on Turf.....	39-41
Threw 4 Touchdowns.....	12-3	Played in Domes.....	15-14
Threw 5 Touchdowns	4-1	Played on Monday Night.....	19-18
Threw 6 Touchdowns.....	0-1	Played on Sunday Night	11-4
Threw at least 1 TD	131-72	Played on Thursday Night.....	1-0
Was Not Sacked	68-33	Played in Prime Time	31-22
Was Sacked.....	79-62	Played in Overtime.....	7-8
Rushed for a Touchdown.....	7-2		

for six others . . .

AMONG NFL LEADERS: With a career passing efficiency of 86.4, Marino currently ranks tenth on the all-time list of passers, behind only Steve Young, Kurt Warner, Daunte Culpepper,

TOP TEN NFL ALL-TIME LEADING PASSERS

PLAYER	YRS.	ATT.	COMP.	PCT.	YDS.	TD	INT.	RATING
Steve Young	15	4,149	2,667	64.3	33,124	232	107	96.8
Kurt Warner*	7	1,965	1,295	65.9	16,501	108	69	95.7
Daunte Culpepper*	6	2,391	1,539	64.4	18,598	129	74	93.2
Joe Montana	15	5,391	3,409	63.2	40,551	273	139	92.3
Peyton Manning*	7	3,880	2,464	63.5	29,442	216	120	92.3
Trent Green*	7	2,822	1,705	60.4	21,607	133	82	87.9
Tom Brady*	5	2,018	1,243	61.6	13,925	97	52	87.5
Brett Favre*	14	7,004	4,306	61.5	49,734	376	226	87.4
Jeff Garcia*	6	2,612	1,593	61.0	18,139	123	65	87.2
DAN MARINO	17	8,358	4,967	59.4	61,361	420	252	86.4

* - active

Joe Montana, Peyton Manning, Trent Green, Tom Brady, Brett Favre and Jeff Garcia: Marino also is among the winningest-ever quarterbacks in NFL regular season history, ranking second in all time regular season victories as a starter . . . His 16-13 overtime win vs. Tennessee on September 7, 1997 tied him with Fran Tarkenton for second place on the all-

MOST ALL-TIME VICTORIES BY NFL STARTING QUARTERBACKS

(Regular Season)

PLAYER	TEAMS	NFL SEASONS	W-L-T	PCT.
1. John Elway	Denver	16	148-82-1	.643
2. DAN MARINO	MIAMI	17	147-93-0	.613

time win list, and his 17-14 victory versus Kansas City on October 5, 1997 moved him into sole possession of second place, trailing only Denver's John Elway:

In his career, with 8,358 attempts, Marino ranks first in NFL history in pass attempts, breaking Fran Tarkenton's NFL record of 6,467 attempts on December 11, 1995 vs. Kansas City . . .

Marino tied Tarkenton's record with a two yard completion to Eric Green in the fourth quarter of that game and broke the record with an incomplete pass intended for Randal Hill later in that quarter . . . With 4,967 pass completions, Marino ranks first in NFL history in completions, breaking Fran Tarkenton's NFL record of 3,686 completions on October 8, 1995 vs. Indianapolis . . . Marino tied Tarkenton's record with a five yard touchdown pass to Irving Spikes in the first quarter of that game and broke the record with a six-yard completion to Keith Byars in the second quarter . . . With 61,361 yards passing, Marino ranks first in NFL history in total yards passing, breaking Fran Tarkenton's NFL record of 47,003 passing yards on November 12, 1995 vs. New England on a nine-yard completion to Irving Fryar in the first quarter . . . With 420 touchdown passes, Marino ranks first in NFL history in touchdown passes, breaking Tarkenton's NFL record of 342 TD passes with a six-yard TD pass to Keith Byars in the second quarter on November 26, 1995 at Indianapolis . . . Marino tied Tarkenton's record with a four-yard touchdown pass to O.J. McDuffie in the third quarter on November 20 vs. San Francisco . . .

YARDAGE: Marino's 61,361 yards passing rank first on the NFL's all-time career passing yardage list . . . On October 17, 1999 at New England, Marino's eight yard pass to Tony Martin (his only completion of the game) made him the first quarterback in NFL history to pass for 60,000 career yards . . . On November 12, 1995 vs. New England, with a nine-yard completion to Irving Fryar in the first quarter, Marino passed Fran Tarkenton (47,003 career passing

NFL CAREER PASSING YARDAGE LEADERS

1. DAN MARINO 61,361 (17)	11. Dave Krieg.....38,151 (19)
2. John Elway51,475 (16)	12. Boomer Esiason37,920 (14)
*3. Brett Favre49,734 (14)	13. Jim Kelly35,467 (11)
4. Warren Moon.....49,325 (17)	14. Jim Everett34,837 (12)
5. Fran Tarkenton47,003 (18)	15. Jim Hart34,665 (18)
*6. Vinny Testaverde.....44,475 (18)	16. Steve DeBerg34,241 (17)
7. Dan Fouts.....43,040 (15)	17. John Hadl33,503 (16)
8. Joe Montana.....40,551 (16)	18. Phil Simms33,462 (14)
9. Johnny Unitas.....40,239 (18)	19. Steve Young33,124 (15)
*10. Drew Bledsoe39,808 (12)	20. Troy Aikman.....32,942 (12)

yards), breaking Tarkenton's NFL record for most career passing yards and moving into first place on the NFL all-time career passing yardage list:

Marino reached the 50,000, 40,000 and 30,000 yards passing plateaus faster than any quarterback in NFL history . . . In 1984, Marino set an NFL record for most yards passing in a single season, 5,084 yards . . . He broke the former record of 4,802 yards passing, which was set by Dan Fouts of the San Diego Chargers in 1981 . . . Marino is the only quarterback in NFL history to throw for 5,000 or more yards (once) . . . Marino (1984-86, 1988, 1992, 1994) and Peyton Manning (1999-2004) are the only quarterbacks in NFL history to have six 4,000-yard seasons . . . Warren Moon (four, 1990-91, 1994-95), Brett Favre (four, 1995, 1998-99, 2004), Dan Fouts (three, 1979-81), Drew Bledsoe (three, 1994, 1996, 2002), Steve Young (two, 1993, 1998), Kurt Warner (two, 1999, 2001), and Trent Green (two, 2003-04) are the only other QBs to have multiple 4,000-yard seasons . . . Along with Fouts and Manning, he is the only other QB to pass for 4,000 yards in three or more straight seasons (1984-86) . . . Marino passed for 3,000 or more yards 13 times (1984-92, 1994-95, 1997-98) in his 17 seasons in the NFL and is tied with Brett Favre (1992-2004) for the most 3,000-yard seasons in NFL history . . . When he went over the 3,000-yard passing mark on December 21, 1998 vs. Denver, it marked the 13th time he passed for 3,000 or more yards, breaking his tie with John Elway and re-setting the NFL record for most 3,000 yard seasons . . . Marino originally set the record for most 3,000 yard seasons in 1991, his eighth year of passing for 3,000 or more yards before Elway tied that record in 1996 . . . Before setting that NFL record, Marino had been tied with Joe Montana (1981, 1983-85, 1987, 1989-90) for the previous record of seven 3,000-yard seasons . . . Marino extended that mark to 11 seasons before being tied by Elway in 1996, and Marino held the NFL record alone by extending that mark to 13 seasons until Favre tied it in 2004 . . . Marino led the NFL in passing yards five times during a season, having accomplished that feat in 1984-86, 1988, and 1992 . . . Marino tied the NFL record for most seasons leading the league in passing yardage (five) with Sonny Jurgensen (1961-62, 1966-67, 1969) . . . Marino had 13 career 400-yard games (15, including playoffs) and the Dolphins were 8-5 in those 13 games (9-6 overall, including the playoffs) . . . Marino had 63 career regular season 300-yard games (67, including playoffs), and the Dolphins were 37-26 in those 63 300-yard games (38-29

overall, including playoffs) . . . Marino's 63 career 300-yard passing games extended his own NFL record for most career 300-yard passing games . . . He broke Dan Fouts' former NFL record of 51 career 300-yard games on Dec. 3, 1995 vs. Atlanta when Marino had 343 yards passing, the 52nd regular season game of 300 or more yards passing in his career . . . Marino tied Fouts' record of 51 regular season career 300-yard games when he had 333 yards passing on Nov. 12, 1995 vs. New England . . . Marino owns the top 11 and 42 of the top 50 passing yardage games in Dolphins history as well as 67 of the 83 300-yard passing games in club history . . .

TOUCHDOWN PASSES: Marino's first touchdown pass on November 26, 1995 at Indianapolis, a six-yard TD pass to Keith Byars with 13:54 elapsed in the second quarter, was Marino's 343rd TD pass of his career, breaking Fran Tarkenton's former NFL record of most career touchdown passes (342), making Marino the league's all-time leader in career TD passes . . . Marino tied Tarkenton's record vs. San Francisco on November 20, 1995, with a four-yard TD pass to O.J. McDuffie in the third quarter . . . On November 29, 1998 vs. New

TOP TWENTY, CAREER TOUCHDOWN PASSES

1. DAN MARINO420 (17)	11. Dan Fouts.....254 (15)
*2. Brett Favre.....376 (14)	12. Boomer Esiason.....247 (14)
3. Fran Tarkenton.....342 (18)	13. John Hadl.....244 (16)
4. John Elway.....300 (16)	14. Len Dawson.....239 (19)
5. Warren Moon.....291 (17)	15. Jim Kelly.....237 (11)
6. Johnny Unitas.....290 (18)	16. George Blanda.....236 (26)
7. Joe Montana.....273 (16)	17. Steve Young.....232 (15)
*8. Vinny Testaverde.....268 (18)	18. Drew Bledsoe.....221 (12)
9. Dave Krieg.....261 (19)	*19. Peyton Manning.....216 (7)
10. Sonny Jurgensen.....255 (18)	20. John Brodie.....214 (16)

() - number of years played

* - active players

Orleans, Marino's seven-yard touchdown pass to O.J. McDuffie was the 400th TD pass of his career, becoming the first quarterback in NFL history to throw for 400 touchdown passes . . . Marino recorded 420 touchdown passes in his career:

Marino reached the 300 and 200 touchdown passes plateaus faster than any quarterback in NFL history . . . In his career Marino threw at least one TD pass in 203 of his 242 regular-season games as well as in 16 of his 18 playoff games (219 of 260 overall) . . . Overall in Marino's career, the Dolphins were 16-23 in the 39 regular season games in which Marino failed to throw a touchdown pass (and 16-25 in his 41 overall games, including playoffs) . . . Marino did not throw a touchdown pass in consecutive games only six times in his career . . . He never went three games in a row in his career without a TD pass . . . Marino had six career games of throwing five or more touchdown passes, and the Dolphins were 4-2 in those contests . . . Marino had 21 career games passing for four or more touchdowns, and he was 16-5 in those 21 contests . . . When Marino threw for five touchdowns on September 4, 1994 vs. New England, it was the 18th time he threw for four or more touchdowns, breaking an NFL record he had shared with Johnny Unitas for most career games (17) throwing four or more touchdown passes . . . Overall in his career he threw three or more touchdowns in 62 games (67, including playoffs), and he was 41-21 in those contests (44-23 including post-season games) . . . Marino threw for 20 or more TD passes in 13 of his 17 years in the NFL . . . The only seasons when he failed to reach 20 TD passes came in 1999, 1997, 1996 and in 1993, a season when he played only five games due to injury . . . By throwing for 20 touchdown passes in 1998, he extended his own NFL record for most years throwing for 20 or more touchdown passes to 13 seasons . . . In 1991, Marino became the first quarterback in NFL history to throw 20 or more touchdown passes nine different times . . . He and Johnny Unitas had been tied for the old record as the only NFL quarterbacks ever to throw 20 or more touchdown passes in eight different seasons before Marino broke that mark with his ninth season of 20 or more touchdown passes; Marino accomplished his record-setting feat in his first nine seasons in the league, while Unitas played 18 seasons in the NFL . . . Marino also is the only player in NFL history to throw 20 or more touchdown passes in his first ten NFL seasons and is one of two players (along with Brett Favre) to throw 20 or more TD passes in ten consecutive seasons . . . Four times in his career (1984-86, 1994) Marino threw for 30 or more touchdowns, and he is second to Brett Favre (eight, 1994-98, 2001, 2003-04) for the NFL record of most seasons throwing 30 or more touchdown passes . . . Marino is the only QB to throw 40 or more touchdowns in two different seasons (1984, 1986) . . . In 1984, Marino threw for 48 touchdown passes, breaking the former NFL record of 36 TD passes that was set by

George Blanda of the Houston Oilers in 1961 and tied by Y.A. Tittle of the New York Giants in 1963 . . . Marino's record was broken by Peyton Manning of the Indianapolis Colts, who threw for 49 touchdown in 2004 . . .

ALL-TIME NFL TOTAL OFFENSE LEADERS

NAME	TOTAL YARDS	PASSING YARDS	RUSHING YARDS	NFL SEASONS
1. DAN MARINO	61,448	61,361	87	17
2. John Elway	54,882	51,475	3,407	16
3. Brett Favre	51,417	49,734	1,683	14
4. Warren Moon	51,061	49,325	1,736	17
5. Fran Tarkenton	50,677	47,003	3,674	18

TOTAL OFFENSE: With 61,361 yards passing along with 87 yards rushing, Marino had 61,448 yards in total offense (combined rushing and passing yards) in his career, and he is the all-time NFL leader in that category:

INTERCEPTIONS: In his career, Marino did not throw an interception in 85 games (90, including playoffs) . . . The Dolphins were 62-23 in those 85 games in which he was not intercepted (66-24, including playoffs) . . . Overall in his career, Marino threw 30 interceptions that were returned for touchdowns, 29 in the regular season and one in the playoffs . . .

SACKS: For the first eight years of Marino's career (1983-90), the Dolphins allowed the fewest sacks in the NFL . . .

RUSHING AND RECEIVING: In his career, Marino rushed for a touchdown nine times in the regular season (ten, including playoffs): December 27, 1998 at Atlanta, three yards; December 12, 1994 vs. Kansas City, four yards; September 26, 1993 at Buffalo, four yards; December 15, 1991 at San Diego, 10 yards; December 10, 1989 vs. New England, one yard; October 15, 1989 at Cincinnati, one yard; December 7, 1987 vs. N.Y. Jets, five yards; November 20, 1983 vs. Baltimore, one yard; and October 30, 1983 vs. L.A. Rams, two yards (and one playoff contest – January 12, 1991 at Buffalo in AFC Divisional Playoff contest, two yards) . . . The Dolphins were 7-2 in those regular season contests (7-3 including playoff games) when Marino rushed for a touchdown . . . Marino caught one pass in his career, on November 12, 1995 vs. New England, when he caught his own deflected pass for a six-yard loss . . .

SERVICE: On September 13, 1999, at Denver, Marino began his 17th year of service with the Dolphins adding to his club record for most seasons as a Dolphin . . . In 1998 he broke Bob Kuechenberg's former club record for most seasons as a Dolphin (15 seasons), which Kuechenberg originally set from 1970-84 . . . Marino played in 242 regular season games with Miami . . . Marino missed 23 games during his career due to injuries . . . Overall in those 23 games that he missed due to injury, the Dolphins were 12-11 . . .

NFL RECORDS: Overall, Marino holds 17 NFL regular season records and is tied for six others . . . In addition to the above records for attempts, completions and yardage, Marino holds NFL single-season records for yards (5,084 in 1984) . . . Having led the NFL in attempts in 1984, 1986, 1988, 1992, and 1997, Marino set a new NFL record for most seasons leading the league in pass attempts (five) . . . He had previously been tied with three other quarterbacks (Sammy Baugh, Johnny Unitas, George Blanda) who led the NFL in that category four times each . . . Having led the NFL in completions from 1984-86, 1988, 1992 and 1997, Marino set a new NFL record for most seasons leading the league in pass completions (six) . . . He had previously been tied with Sammy Baugh, who led the NFL in that category in five seasons . . . Marino and Blanda (1963-65) are the only QBs to lead the NFL in completions three consecutive years . . . Having led the NFL in passing yards from 1984-86, 1988 and 1992, Marino joined Sonny Jurgensen as the only players to have led the NFL in passing yards in five seasons, and only Dan Fouts (1979-82) has led the league longer consecutively in yardage (four seasons) . . .

COMEBACKS: Over the course of Marino's 17-year career with the Dolphins, he brought the team back from a fourth quarter deficit a total of 37 times, with 21 fourth quarter triumphs at home and 16 on the road . . . Included in that total were three playoff games in which Marino led Miami back in the fourth quarter . . . Marino's total of 37 fourth-quarter comeback wins does NOT include 13 additional games, (12 in the regular season and one in the playoffs), that Marino won when the Dolphins were tied (but never did trail) in the fourth quarter, ten at home (one playoff contest and nine regular season games) and three on the road; If those 13 fourth-quarter tied situations are included, then Marino led the Dolphins on a total of 50 game-winning drives (31 at home and 19 on the road) . . . With 37 fourth quarter comeback victories, Marino

ALL-TIME FOURTH QUARTER COMEBACK DRIVES

PLAYER	TEAMS	FOURTH QUARTER COMEBACK DRIVES
1. John Elway	Denver	43
2. DAN MARINO	MIAMI	37
3. Joe Montana	San Francisco, Kansas City	31
4. Jim Kelly	Buffalo	24

ranks second in that category: Denver's John Elway has 43 final period come-from behind wins: In Marino's 37 career fourth quarter comebacks, he completed 280 of 441 passes (63.5%) for 3,710 yards with 29 touchdowns and eight INTs in the final stanza for a rating of 104.4 . . .

DOLPHINS STARTING QUARTERBACKS UNDER DON SHULA

QUARTERBACK	YEARS	STARTS
Bob Griese	1970-80	119
George Mira	1971	1
Earl Morrall	1972-76	12
Don Strock	1974-87	20
David Woodley	1980-83	40
DAN MARINO	1983-95	184
Kyle Mackey (Replacement games)	1987	3
Scott Mitchell	1990-93	7
Steve DeBerg	1993	4
Bernie Kosar	1995	2

UNDER DON SHULA: Marino is one of ten quarterbacks to have started games when Don Shula coached the Dolphins, from 1970 through 1995, and his 184 regular season starts under

DON SHULA'S CAREER RECORD BY QUARTERBACK

COACH SHULA WITH BALTIMORE (1963-69)						
PLAYER	REGULAR SEASON		PLAYOFFS		OVERALL RECORD	
Johnny Unitas	56-22-3	.710	0-1-0	.000	56-23-3	.701
Earl Morrall	14- 1-1	.906	2-1-0	.667	16- 2-1	.868
Gary Cuozzo	1- 0-0	1.000			1- 0-0	1.000
Tom Matte			0-1-0	.000	0- 1-0	.000
TOTALS	71-23-4	.745	2-3-0	.400	73-26-4	.728
COACH SHULA WITH MIAMI (1970-95)						
PLAYER	REGULAR SEASON		PLAYOFFS		OVERALL RECORD	
DAN MARINO	116-68-0	.630	6-7-0	.462	122-75-0	.619
Bob Griese	82-36-1	.693	6-5-0	.545	88-41-1	.681
David Woodley	27-12-1	.688	3-2-0	.600	30-14-1	.677
Don Strock	14- 6-0	.600			14- 6-0	.700
Earl Morrall	11- 1-0	.917	2-0-0	1.000	13- 1-0	.929
Scott Mitchell	3- 4-0	.429			3- 4-0	.429
Steve DeBerg	2- 2-0	.500			2- 2-0	.500
George Mira	1- 0-0	1.000			1- 0-0	1.000
Kyle Mackey	1- 2-0	.333			1- 2-0	.333
Bernie Kosar	0- 2-0	.000			0- 2-0	.000
TOTALS	257-133-2	.658	17-14-0	.548	274-147-2	.648

Shula is the most by any Dolphins quarterback during that time:

In addition, in Shula's coaching career (including his tenure as head coach of the Colts from 1963-69), Marino accounted for more wins during that span than any other quarterback who played under Shula:

LONGEST RUNNING QB-COACH COMBINATIONS IN NFL HISTORY

QUARTERBACK	COACH	TEAM	YEARS TOGETHER
1. Terry Bradshaw	Chuck Noll	Pittsburgh	1970-1983 (14)
2. DAN MARINO	DON SHULA	MIAMI	1983-1995 (13)
Danny White	Tom Landry	Dallas	1976-1988 (13)
4. Len Dawson	Hank Stram	Kansas City	1963-1974 (12)
5. Bob Griese	Don Shula	Miami	1970-1980 (11)
Roger Staubach	Tom Landry	Dallas	1969-1979 (11)

Marino's 116 wins under Shula are the most victories by a head coach - quarterback combination in NFL history, surpassing the previous high of 107 wins recorded by Pittsburgh's Chuck Noll and Terry Bradshaw . . . In addition, the Marino-Shula duo was together for 13 seasons, which is tied for the second-longest quarterback-head coach combination in NFL history:

HONORS: Marino won the AFC Offensive Player of the Week honor 18 times in the regular season (and 20 times overall, including playoffs), as well as two AFC Player of the Month Awards in his 17-year NFL career . . . It is the most times any player has won Player of the Week honors since the award was instituted in 1984 . . . John Elway is second with 15 awards (in addition to two Player of the Month Awards), Joe Montana is third with 13 awards, while Boomer Esiason is tied for fourth with 12 awards (he also has two Player of the Month Awards) along with Steve Young and Jerry Rice . . . Marino won the AFC Player of the Week Award twice in the same season five times in his career (1984, 1985, 1988, 1989, 1999) . . . Including playoff games, Marino won multiple weekly awards seven different years . . .

MAN OF THE YEAR AWARD: On January 28, 1999, Marino was named as the 1998 Sprint/NFL Man of the Year . . . It is the only league-sponsored award that recognizes player community service as well as excellence on the field . . . Off the field, Marino established the Dan Marino Foundation, which was created to benefit children's charities in South Florida . . . He hosted events throughout the year to raise money for the foundation . . . One major project was the Miami Children's Hospital/Dan Marino Center in Weston, Florida that opened in 1998 and offers comprehensive health care to children with chronic medical needs . . . Marino also spearheaded the Dolphins' annual Thanksgiving turkey giveaway each year in conjunction with the Daily Bread Food Bank . . . Marino was the Dolphins' United Way representative from 1994-96 and has been a strong supporter of their programs . . . In 1998, Marino was chosen as one of three national spokesmen for the NFL's 25-year anniversary with United Way . . . Marino became the second Dolphin player to win the NFL Man of the Year Award; Dwight Stephenson won that honor in 1985 . . .

SOUTH FLORIDA AWARDS: In balloting of South Florida media for the Dolphins' Most Valuable Player Award, Marino won that award 12 times (1983-92, 1994-95) . . . Marino passed Bob Griese, who won that award six times (1967-68, 1970-71, 1974, 1977) . . . Marino won the MVP award (now named in his honor) each of his first ten years in the league (1983-92), and no other Dolphin has ever won more than two consecutive MVP awards . . . In addition, in 1995 Marino was named the winner of the Miami Dolphins' Leadership Award for the first time, an award presented annually to the Miami player chosen by Dolphin management and coaches for leadership on and off the playing field . . . Marino again won the Leadership Award in 1997, this time chosen by his teammates . . . Marino won the Dolphins' Outstanding Offensive Back award ten times (1983-90, 1992, 1994) . . . His ten years winning that award surpassed the former team-high set by Larry Csonka (1970-74, 1979), who had won that award six times . . . In 1998, Marino was chosen by the Dolphins organization as the club's winner of the annual Community Service Award . . . It was the second time in Marino's career that he had been selected as the winner of this award, having also been honored in 1996 . . . Since the award was first instituted in 1987, Marino is one of only four players to be honored more than once (John Offerdahl, 1989-90, Bryan Cox, 1994-95 and Sam Madison, 1999, 2004) . . .

MARINO'S MIAMI DOLPHINS CAREER PLAYOFF RECORDS

TD PASSES	YARDS	ATTEMPTS	COMPLETIONS	INTERCEPTIONS
32 MARINO	4,510 MARINO	687 MARINO	385 MARINO	24 MARINO
10 Griese	1,467 Griese	208 Griese	112 Griese	12 Griese

PLAYOFF CAREER: In his playoff appearances, Marino extended his Dolphin career playoff records for most attempts, completions, yards passing, and touchdown passes, playing in 18 playoff games, while Bob Griese, runner-up in all four categories, played in 12 post-

season contests:

Marino attempted 687 passes in his playoff career . . . He ranks second on the all-time NFL playoff list for most passes attempted; Joe Montana is first in NFL playoff history with 734 passes attempted . . . On January 2, 2000, in an AFC Wild Card contest at Seattle, Marino moved into second place among the all-time NFL pass attempt leaders, passing John Elway, who had 651 attempts . . . Marino completed 385 passes in his playoff career . . . On January 2, 1999, in an AFC Wild Card contest vs. Buffalo, he surpassed Jim Kelly (322) and John Elway to move into second place among the all-time NFL pass completion leaders; Joe Montana is first with 460 pass completions while Elway is third with 355 completions . . .

MOST PASSING YARDS IN NFL POSTSEASON HISTORY

PLAYER	TEAMS	PASSING YARDS	PLAYOFF GAMES
1. Joe Montana	San Francisco/Kansas City	5,772	23
2. John Elway	Denver	4,964	22
3. Brett Favre	Green Bay	4,902	20
4. DAN MARINO	MIAMI	4,510	18
5. Jim Kelly	Buffalo	3,863	17

Marino passed for 4,510 yards in his playoff career . . . On January 2, 1999, in an AFC Wild Card contest vs. Buffalo, he surpassed Jim Kelly (3,863) and moved into third place among the all-time NFL passing yardage leaders (but has since been surpassed by Brett Favre); Joe Montana is first with 5,772 passing yards, John Elway is second with 4,964 yards passing and Favre is third with 4,902 yards passing:

Marino had four postseason games of 300 or more passing yards, which ties him with Kurt Warner, Warren Moon, Troy Aikman, and John Elway for the third highest total in postseason history, surpassed only by the five 300-yard passing games by Dan Fouts and the six 300-yard

MOST TOUCHDOWN PASSES IN NFL POSTSEASON HISTORY

PLAYER	TEAMS	TOUCHDOWN PASSES	PLAYOFF GAMES
1. Joe Montana	San Francisco/Kansas City	45	23
2. Brett Favre	Green Bay	34	20
3. DAN MARINO	MIAMI	32	18
3. Terry Bradshaw	Pittsburgh	30	19
5. John Elway	Denver	27	22

passing games by Joe Montana . . . Marino threw 32 touchdown passes in his 18 postseason games, at the time the second highest career total in NFL history . . . In an AFC Wild Card contest on January 9, 2000 at Seattle, Marino's one-yard TD pass to Oronde Gadsden moved him past Terry Bradshaw into second place (Brett Favre has since moved past him, leaving Marino currently in third place):

Marino threw at least one touchdown pass in 16 of his 18 playoff contests, throwing a TD pass in his first 13 postseason contests before being held without a touchdown pass in an AFC Wild Card game on December 28, 1997 at New England . . . He also failed to throw a touchdown pass in an AFC Divisional Playoff matchup at Denver on January 9, 1999 . . . Marino's 13-game

NFL RECORD, TOUCHDOWN PASSES IN CONSECUTIVE PLAYOFF GAMES

PLAYER	TEAM	CONSECUTIVE SEASONS	PLAYOFF GAMES WITH A TD PASS
Brett Favre	Green Bay	1995-04 (current)	16
DAN MARINO	MIAMI	1983-95	13
Joe Montana	San Francisco	1988-90	10
Ken Stabler	Oakland	1973-77	10
John Elway	Denver	1984-89	9

postseason streak with at least one touchdown pass established the NFL record for the most consecutive games with a touchdown pass, and he broke that record on December 31, 1984 vs. Kansas City when he threw a touchdown pass for the 11th consecutive game before extending the mark to 13 straight games following his two touchdowns at Buffalo in an AFC Wild Card playoff game on December 30, 1995, before having that streak ended in an AFC Wild Card game at New England on December 28, 1997 . . . Brett Favre later broke that record in 2003:

PRO BOWL: Marino was selected to nine Pro Bowls (1983-87, 1991-92, 1994-95), including seven as a starter (1983-86, 1992, 1994-95), but due to injuries he was able to play in only two

YOUNGEST PRO BOWL QUARTERBACKS (1970-02)

QUARTERBACK	TEAM	YEAR	AGE
DAN MARINO*	MIAMI	1983	22 YEARS, 4 MONTHS, 14 DAYS
Michael Vick	Atlanta	2002	22 years, 7 months, 7 days
Drew Bledsoe	New England	1994	22 years, 11 months, 22 days
Brett Favre	Green Bay	1992	23 years, 3 months, 28 days
DAN MARINO	MIAMI	1984	23 YEARS, 4 MONTHS, 12 DAYS
Peyton Manning	Indianapolis	1999	23 years, 10 months, 6 days
Bernie Kosar#	Cleveland	1987	24 years, 2 months, 13 days

PERSONAL

games (1984, 1992) . . . Marino's nine Pro Bowl selections set a Dolphins record for most career selections, surpassing the former record of six selections that had previously been set by quarterback Bob Griese (1970-71, 1973-74, 1977-78), center Jim Langer (1973-78), and guard Bob Kuechenberg (1974-75, 1977-78, 1982-83) . . . Marino's seven Pro Bowl starts set a Dolphins record for career starts, surpassing the former record of five starts that had previously been set by Langer (1973-77) . . . When Marino was selected to the Pro Bowl following his rookie season in 1983, he became the youngest quarterback ever selected to the Pro Bowl:

Married to Claire (1/30/85), Marino and his wife have six children, Daniel Charles (9/4/86), Michael Joseph (5/18/88), Joseph Donald (7/26/89), Alexandra Claire (5/13/92), Niki Lin (12/15/96) and Lia (7/12/95) and reside in Weston . . . An outstanding golfer . . . Teamed with golf pro Dan Pohl to win the championship at the AT&T Pebble Beach National ProAm in February, 1988, at Pebble Beach, Calif . . . Played in U.S. Open qualifier in 2001 . . . Served as honorary starter for the 1998 Daytona 500 . . . Finished his third year as a studio analyst for CBS' "The NFL Today" and his fifth season as a host of HBO's "Inside the NFL" . . . In '91 off-season worked as color commentator on USA cable network's coverage of World League of American Football . . . Played himself in movie "Ace Ventura: Pet Detective," which starred Jim Carrey, Sean Young and Courtney Cox and was one of the most popular films in 1994 . . . Appeared in 1998 movie "Holy Man", that starred Eddie Murphy . . . Appears in music video by Hootie and the Blowfish for song, "Only Wanna Be With You" . . . Has won each of the two NFL Quarterback Challenge competitions held in Hawaii . . . Has appeared on the cover of every national sports publication at least once, including a second GQ cover appearance in September, 1996 . . . Established the Dan Marino Foundation, which helps support many South Florida charities . . . He also raised funds for his foundation through the "Touchdown for Tots" program, which raised more than \$830,000 since its inception . . . As a sponsor of his own program, Marino donated \$500 for every touchdown he threw . . . Sponsors an annual golf tournament in February in Miami for the benefit of the Dan Marino Foundation, which in 2005 raised more than \$400,000 . . . Helped create Miami Children's Hospital Dan Marino Center in Weston that opened in 1998 and offers comprehensive health care to children with chronic medical needs . . . Named as Sprint/NFL Man of the Year in 1998 . . . Named Miami Dolphins NFL Man of the Year each year from 1996-98 . . . Won the 1995 Ed Block Courage Award . . . Served as the Dolphins' 1994 United Way representative . . . In 1998, served as one of three NFL representatives appearing in a national public service announcement in

DAN MARINO'S NFL REGULAR SEASON STATISTICS

YEAR	TEAM	G-S	ATT.	COMP.	YDS.	PCT.	TD	INT.	LG	TKLD.	RATE
1983	Miami	11-9	296	173	2210	58.4	20	6	85t	10/80	96.0
1984	Miami	16-16	564	362	5084	64.2	48	17	80t	13/120	108.9
1985	Miami	16-16	567	336	4137	59.3	30	21	73t	18/157	84.1
1986	Miami	16-16	623	378	4746	60.7	44	23	85t	17/119	92.5
1987	Miami	12-12	444	263	3245	59.2	26	13	59t	9/77	89.2
1988	Miami	16-16	606	354	4434	58.4	28	23	80t	6/31	80.8
1989	Miami	16-16	550	308	3997	56.0	24	22	78t	10/86	76.9
1990	Miami	16-16	531	306	3563	57.6	21	11	69t	15/90	82.6
1991	Miami	16-16	549	318	3970	57.9	25	13	54t	27/182	85.8
1992	Miami	16-16	554	330	4116	59.6	24	16	62t	28/173	85.1
1993	Miami	5-5	150	91	1218	60.7	8	3	80t	7/42	95.9
1994	Miami	16-16	615	385	4453	62.6	30	17	64t	17/113	89.2
1995	Miami	14-14	482	309	3668	64.1	24	15	67t	22/153	90.8
1996	Miami	13-13	373	221	2795	59.2	17	9	74t	18/131	87.8
1997	Miami	16-16	548	319	3780	58.2	16	11	55	20/142	80.7
1998	Miami	16-16	537	310	3497	57.7	23	15	61t	23/178	80.0
1999	Miami	11-11	369	204	2448	55.3	12	17	62	9/66	67.4
17-YEAR TOTALS		242-240	8358	4967	61361	59.4	420	252	85t	269/1940	86.4

DAN MARINO'S NFL PLAYOFF STATISTICS

YEAR	TEAM	G-S	ATT.	COMP.	YDS.	PCT.	TD	INT.	LG	TKLD.	RATE
1983	Miami	1-1	25	15	193	60.0	2	2	32t	0/0	77.6
1984	Miami	3-3	116	71	1001	61.2	8	5	41t	4/29	94.1
1985	Miami	2-2	93	45	486	48.4	3	3	39t	1/14	61.5
1990	Miami	2-2	79	42	544	53.2	5	2	64t	2/8	85.6
1992	Miami	2-2	74	39	435	52.7	4	2	30t	4/25	77.3
1994	Miami	2-2	67	46	519	68.7	5	0	31t	2/13	116.4
1995	Miami	1-1	64	33	422	51.6	2	3	45t	0/0	63.4
1997	Miami	1-1	43	17	141	39.5	0	2	42	4/21	29.3
1998	Miami	2-2	71	49	478	69.0	1	3	56	2/12	74.7
1999	Miami	2-2	55	28	291	50.9	2	2	27	3/19	63.5
PLAYOFF TOTALS		18-18	687	385	4510	56.0	32	24	64t	22/141	77.1

ADDITIONAL STATS

Rushing: 28 for 45 yards, 1.6 avg., long 15, 2 TDs in 1983; 28 for -7 yards, -.3 avg., long 10 in 1984; 26 for -24 yards, -.9 avg., long 2 in 1985; 12 for -3 yards, -.3 avg., long 13 in 1986; 12 for -5 yards, -.4 avg., long 5t, 1 TD in 1987; 20 for -17 yards, -.9 avg., long 6 in 1988; 14 for -7 yards, -.5 avg., long 2, 2 TDs in 1989; 16 for 29 yards, 1.8 avg., long 15 in 1990; 27 for 32 yards, 1.2 avg., long 11, 1 TD in 1991; 20 for 66 yards, 3.3 avg., long 12 in 1992; 9 for -4 yards, -.4 avg., long 4t, 1 TD in 1993; 23 for -6 yards, -.3 avg., long 10, 1 TD in 1994, 11 for 14 yards, 1.3 avg., long 12 in 1995; 11 for -3, -.0.3 avg., long 7 in 1996; 18 for -14 yards, -.8 avg., long 1 in 1997; 21 for -3 yards, -.0.1 avg., long 10, 1 TD in 1998; 6 for -6 yards, -1.0 avg., long 0 in 1999 for total of 302 for 87 yards, 0.3 avg., long 15, 9 TDs (P-15 for 0 yard, 0.0 avg., long 5, 1 TD)

Receiving: 1 for -6 yards in 1995

Miscellaneous Tackles: 2 in 1984, 1 in 1988, 2 in 1989, 1 in 1990, 1 in 1992 for total of 7



MARINO'S NFL RECORDS

Most Attempts, Career	8,358
Most Completions, Career	4,967
Most Yards Passing, Career	61,361
Most Touchdown Passes, Career	420
Most Yards Gained, Season:	5,084 in 1984
Most Games, 400 or more Yards Passing, Career:	13
Most Games, 400 or more Yards Passing, Season:	4 in 1984
Most Games, 300 or more Yards Passing, Career:	60


Most Games, Four or more Touchdown Passes, Career:	21
Lowest Percentage, Passes Had Intercepted, Rookie Season:	2.03 in 1983 (296-6)
Most Seasons Leading League, Attempts	5 (1984, 1986, 1988, 1992, 1997)
Most Seasons Leading League, Completions	6 (1984-86, 1988, 1992, 1997)
Most Seasons, 40 or more Touchdown Passes:	2 (1984, 1986)
Most Seasons, 20 or more Touchdown Passes:	13 (1983-92, 1994-95, 1998)
100 TD Passes in Fewest Amount of Games to Start Career:	44 (9/7/86 at S.D.)
200 TD passes in Fewest Amount of Games to Start Career:	89 (9/17/89 at N.E.)
300 TD passes in Fewest Amount of Games to Start Career:	157 (9/4/94 vs. N.E.)

(Records Tied For)

Most Seasons Leading League, Yards Gained:	5 (1984-86, 1988, 1992) with Sonny Jurgensen (Philadelphia, 1961-62; Washington, 1966-67, 1969)
Most Consecutive Seasons Leading League, Completions:	3 (1984-86) with George Blanda (Houston, 1963-65)
Most Consecutive Games, 400 or more Yards Passing:	2 (1984) with Dan Fouts (San Diego, 1982) and Phil Simms (N.Y. Giants, 1985)
Most Seasons, 4,000 or more Yards Passing:	6 (1984-86, 1988, 1992, 1994) with Peyton Manning (Indianapolis, 1999-2004)
Most Seasons, 3,000 or more Yards Passing:	13 (1984-92, 1994-95, 1997-98) with Brett Favre (Green Bay, 1994-2004)
Most Games, Four or more Touchdown Passes, Season:	6 in 1984 with Peyton Manning (Indianapolis, 2004)

	Dwight Stephenson	
	Center • 57	
	Born 11/20/57 College Alabama '80 NFL 1980-87 Dolphins 1980-87 Year Inducted 1998	


Dwight Stephenson spent his entire career with the Dolphins, and was considered by many to be the “best at his position ever” in the NFL. He was selected to five straight Pro Bowls (1983-87), and earned starting honors in four of those contests (1983-86). His four Pro Bowl starts is tied for the third-most in team history. Stephenson anchored an offensive line which allowed the fewest sacks in the NFL each of his seasons as a starter and enabled Miami quarterback Dan Marino to set numerous passing records. His playing career ended prematurely after suffering torn anterior cruciate and lateral colateral ligaments in his left knee against the New York Jets on December 7, 1987, when he was hit unexpectedly by Marty Lyons on a New York fumble return. Stephenson’s greatest honor during his playing days came in 1985 when he was selected as the Miller Lite/NFL Man of the Year for his work in charity and community projects, the first Dolphin to win that award. Stephenson also served as an Assistant Offensive Line Coach on Don Shula’s Dolphins staff in 1992. Before joining the Dolphins as a second-round draft choice in 1980, he had an outstanding college career at Alabama, where he was called “the greatest center I have ever coached” by the late Paul “Bear” Bryant. He was elected to the Pro Football Hall of Fame in his sixth year of eligibility after having been a finalist on five occasions. In 1990, he also was voted as the center on the Dolphins’ Silver Anniversary all-time team, and on December 12, 1994, he was enshrined on the Dolphin Honor Roll at Dolphins Stadium.



Paul Warfield

Wide Receiver • 42

Born11/28/42
 CollegeOhio State '64
 NFL1964-74, 1976-77
 Dolphins1970-74
 Year Inducted.....1983




Paul Warfield sandwiched two stints with the Cleveland Browns around a five-year career with the Dolphins. After spending his first six seasons in the NFL with the Browns (1964-69), Warfield was acquired by Miami in January of 1970 in exchange for a first-round pick in the upcoming draft. In his five seasons with the Dolphins, Warfield had 156 receptions for 3,355 yards (21.5 average) and 33 TDs – good enough to place him 18th on the team's all-time receiving list. A member of both the '72 and '73 Super Bowl championship teams, he was selected to play in the Pro Bowl all five years he was with the Dolphins (once as a starter), in addition to being named to three Pro Bowl squads with the Browns. Warfield, one of two Dolphins (along with Mark Ingram) in the team's history to score four touchdowns in one game, also played one season with the Memphis Southmen of the World Football League (1975) before finishing his career with Cleveland (1976-77). His career receiving totals in the NFL are: 427 receptions for 8,565 yards (20.1 average) and 85 TDs. His 85 touchdown catches is tied for the 11th-highest career total in NFL history. He was elected to the Hall of Fame in his first year of eligibility. In 1990, he also was voted as a wide receiver on the Dolphins' Silver Anniversary all-time team, and on November 19, 1990, he was enshrined on the Dolphin Honor Roll at Dolphins Stadium.

PAUL WARFIELD'S CAREER STATISTICS

YEAR	TEAM	G-S	NO.	YDS.	AVG.	LG	TD
1964	Cleveland	14-NA	52	920	17.7	62t	9
1965	Cleveland	1-NA	3	30	10.0	13	0
1966	Cleveland	14-NA	36	741	20.6	51	5
1967	Cleveland	14-NA	32	702	21.9	49t	8
1968	Cleveland	14-NA	50	1067	21.3	65t	12
1969	Cleveland	11-NA	42	886	21.1	82t	10
1970	Miami	14-14	28	703	25.1	54	6
1971	Miami	12-11	43	996	23.2	86t	11
1972	Miami	14-14	29	606	20.9	47	3
1973	Miami	14-14	29	514	17.7	45	11
1974	Miami	14-14	27	536	19.9	54	2
1975	Memphis*	10-NA	25	422	16.9	44t	3
1976	Cleveland	14-14	38	613	16.1	37t	6
1977	Cleveland	14-9	18	251	13.9	52t	2
MIAMI TOTALS		68-67	156	3355	21.5	86t	33
CLEVELAND TOTALS		96-NA	271	5210	19.2	82t	52
NFL TOTALS		164-NA	427	8565	20.1	86t	85
MIAMI PLAYOFFS		11-11	34	717	21.1	75t	4
CLEVELAND PLAYOFFS		7-7	24	404	16.8	56	1
PLAYOFF TOTALS		18-18	58	1121	19.3	75t	5

*stats with WFL Memphis not included in career totals

RETIRED JERSEY #12




Bob Griese's No. 12 jersey became the first Dolphin number to be retired, on May 6, 1982, in ceremonies at the Dolphins' annual awards banquet.

No other player in the history of the Dolphins, either before or after Griese, wore No. 12 in regular season play.

Griese was further recognized when he was elected to the Pro Football Hall of Fame in 1990.

For a full bio of Griese, please see the Hall of

RETIRED JERSEY #13



Dan Marino's number 13 jersey became the second Dolphin uniform number to be retired, on Sunday, September 17, 2000, at halftime of the Dolphins-Baltimore Ravens game at Dolphins Stadium. He was also inducted into the Dolphin Honor Roll on that date. Marino was further honored when he was elected to the Pro Football Hall of Fame in 2005.

The only other Dolphin player to wear No. 13 was safety Jake Scott, who wore that number from 1970 through 1975.

For a full bio of Marino, please see the Hall of Fame section of the media guide.

RETIRED JERSEY #39



Larry Csonka's jersey No. 39 became the third number in club history to be retired, during halftime ceremonies of the Dolphins' game against the Chicago Bears at Dolphins Stadium on December 9, 2002.

No player other than Csonka ever wore No. 39 in regular season play. Csonka wore that number in his eight years with the Dolphins, from 1968 through 1974 and again in 1979.

Csonka also was honored when he was elected to the Pro Football Hall of Fame in 1987.

For a full bio of Csonka, please see the Hall of Fame section of the media guide.

ALL-TIME ROSTER

(1966-04 - Players must participate in at least one regular-season game to qualify)

HEAD COACHES

Bates, Jim	Tennessee	2004
Johnson, Jimmy	Arkansas	1996-99
Shula, Don	John Carroll	1970-95
Wannstedt, Dave	Pittsburgh	2000-04
Wilson, George	Northwestern	1966-69

ASSISTANT COACHES

Armstrong, Keith	Temple	Special Teams	2001-04
Arnsperger, Bill	Miami (Ohio)	Defense, Linebackers	1970-72
		Ass't Head Coach/Defense	1973, 1976-83
Bates, Jim	Tennessee	Defensive Coordinator	2000-04
Beightol, Larry	Catawba	Ass't Head Coach/Offensive Line	1996-97
		Offensive Line	1998
Bingaman, Les	Illinois	Defensive Line	1966-69
Blevins, Doug	E. Tennessee State	Kicking	1997-02
Boudreau, Paul	Boston College	Offensive Line	1999-00
Brooks, Clarence	Massachusetts	Defensive Line	2000-04
Brown, Kippy	Memphis	Running Backs	1996-97
		Offensive Coordinator	1998-99
Clark, Monte	Southern California	Offensive Line	1970-73
		Offense	1974
		Offense/Offensive Line, Run Offense	1975
		Offensive Line	1995
Collier, Joel	Northern Colorado	Staff Assistant	1994
		Defensive Staff Assistant	1995-97
		Running Backs	1998-04
Costello, Vince	Ohio University	Defense	1974
Crosby, Steve	Fort Hays State	Special Teams	1979-82
Dellenbach, Jeff	Wisconsin	Fellowship Coach-Offense/Special Teams	2004
Doll, Don	Southern California	Linebackers, Pass Defense	1975-76
English, Wally	Louisville	Quarterbacks, Receivers	1981-82
Fears, Eric	Virginia	Ass't Strength and Conditioning	2004
Foerster, Chris	Colorado State	Offensive Coordinator	2004
Ford, Robert	Houston	Wide Receivers	1998-03
Gailey, Chan	Florida	Offensive Coordinator	2000-01
Gamble, John	Hampton Institute	Strength	1994-95
		Strength and Conditioning	1996-04
Garrett, Judd	Princeton	Offensive Assistant	2000
		Offensive Quality Control	2001-02
		Offensive Quality Control/QBs	2003
		Offensive Quality Control/WRs	2004
Godette, Cary	East Carolina	Defensive Line	1996-99
Greene, Joe	North Texas State	Defensive Line	1992-95
Hefferle, Ernie	Duquesne	Offensive Line	1966-69
Henning, Dan	William & Mary	Quarterbacks, Receivers	1979-80
Hill, George	Denison	Linebackers	1989-95
		Defensive Coord./Linebackers	1996-99
Idzik, John	Maryland	Offensive Backs	1966-69
Jones, Pat	Arkansas	Tight Ends	1996-03
Keane, Tom	West Virginia	Defensive Backs	1966-75
		Defensive Backs, Punting	1976-84
		Special Teams	1985
Koenning, Les	Texas	Offensive Staff Assistant	1997
Lewis, Bill	East Stroudsburg	Defensive Nickel Package	1996-04
Matheson, Bob	Duke	Special Teams	1983
		Special Teams, Linebackers	1984
		Linebackers	1985-86
McGeorge, Rich	Elon	Ass't Offensive Line, Tight Ends	1993-95
		Assistant Offensive Line	1996-99
McPeak, Bill	Pittsburgh	Offense	1973-74
Nathan, Tony	Alabama	Coaches' Assistant	1989-92

Nunn, Robert	Oklahoma State	Offensive Backs	1993-95
		Ass't Defensive Line/Def. Ass't	2000
Olivadotti, Tom	Upsala	Ass't Def. Line/Def. Qual. Control	2001-02
Parmalee, Bernie	Ball State	Defense	1987-95
		Assistant Special Teams	2002
		Ass't Special Teams/Off. Ass't	2003
		Tight Ends	2004
Pelligrini, Bob	Maryland	Linebackers	1966-67
Phillips, Mel	North Carolina A&T	Defensive Backs	1985-95
		Secondary	1996-04
Pires, Glenn	Springfield College	Assistant Defensive Line	2003-04
Roll, Brad	Stephen F. Austin	Ass't Strength and Conditioning	1996-03
Sanders, Bob	Davidson	Linebackers	2001-04
Sandusky, John	Villanova	Offensive Line, Running Game	1976-81
		Offensive Line	1982-88
		Ass't Head Coach/Offensive Line	1989-94
Scarry, Mike	Waynesburg	Defensive Line	1970-74
		Defensive Line, Run Defense	1975-85
Schnelker, Bob	Bowling Green	Receivers	1974
Schnellenberger, Howard	Kentucky	Offense, Receivers	1970-72
		Offense, Receivers, Passing Game	1975-78
Seiple, Larry	Kentucky	Wide Receivers	1988-97
		Quarterbacks	1998-99
Sekanovich, Dan	Tennessee	Defensive Line	1986-91
Shannon, Randy	Miami (Fla.)	Defensive Staff Assistant	1998-99
		Linebackers	2000
Shula, David	Dartmouth	Receivers	1982-84
		Receivers, Quarterbacks	1985
		Ass't Head Coach/Rec., QBs	1986-87
		Ass't Head Coach/QBs, Pass Game	1988
Shula, Mike	Alabama	Coaches' Assistant	1991-92
		Quarterbacks	2000-02
Stephenson, Dwight	Alabama	Assistant Offensive Line	1992
Stevens, Gary	John Carroll	Quarterbacks, Pass Offense	1989-91
		Offense, Quarterbacks	1992-95
		Offensive Coordinator	1996-97
Studley, Chuck	Illinois	Defense	1984-86
		Linebackers	1987-88
Sullivan, Jerry	Delta State	Wide Receivers	2004
Taseff, Carl	John Carroll	Offensive Backs	1970-74
		Offensive Backs, Kickers	1975
		Offensive Backs, Special Teams	1976-82
		Offensive Backs	1983-92
		Staff Assistant	1993
Trestman, Marc	Minnesota	Ass't Head Coach/Quarterbacks	2004
Turner, Norv	Oregon	Asst. Head Coach/Off. Coord.	2002-03
Wade, Junior	South Carolina State	Strength and Flexibility	1983-84
		Strength and Conditioning	1985-93
		Conditioning	1994-95
Walston, Bobby	Georgia	Receivers, Kicking	1966-67
Wannstedt, Dave	Pittsburgh	Assistant Head Coach	1999
Westhoff, Mike	Wichita State	Special Teams, Tight Ends	1986-88
		Special Teams, Ass't Off. Line	1989
		Special Teams	1990-00
Wise, Tony	Ithaca	Offensive Line	2001-04

PLAYERS

- A -

Abdul-Jabbar, Karim	RB	UCLA	1996-99
Adams, Stefon	S	East Carolina	1990
Ahanotu, Chidi	DE	California	2004
Ahrens, Dave	LB	Wisconsin	1989
Albright, Ethan	T	North Carolina	1995
Alexander, Bruce	CB	Stephen F. Austin	1992-93
Alexander, John	DE	Rutgers	1977-78
Allen, Jeff	CB	California-Davis	1980
Anderson, Dick	S	Colorado	1968-77
Anderson, Dunstan	DE	Tulsa	1997
Anderson, Terry	WR	Bethune-Cookman	1977-78

Andrew, Troy	C/G	Duke	2001-02
Andrews, John	DE	Morgan State	1975-76
Armstrong, Antonio	LB	Texas A&M	1995
Armstrong, Trace	DE	Florida	1995-00
Arnold, Jim	P	Vanderbilt	1994
Atkins, Gene	S	Florida A&M	1994-96
Auer, Joe	RB	Georgia Tech	1966-67
Avery, John	RB	Mississippi	1998-99
Ayanbadejo, Brendon	LB	UCLA	2003-04
Ayanbadejo, Obafemi	FB	San Diego State	2003

- B -

Babb, Charlie	S	Memphis State	1972-79
Bachman, Ted	CB	New Mexico State	1976
Bailey, Clarence	FB	Hampton Institute	1987
Bailey, Elmer	WR	Minnesota	1980-81
Bailey, Robert	CB	Miami (Fla.)	1996
Baker, Mel	WR	Texas Southern	1974
Baker, Robert	WR	Auburn	1999, 2002
Ball, Larry	LB	Louisville	1972-74, 1977-78
Banks, Fred	WR	Liberty	1987-93
Bannon, Bruce	LB	Penn State	1973-74
Barber, Kantroy	FB	West Virginia	1999
Barber, Rudy	LB	Bethune-Cookman	1968
Barisich, Carl	DT	Princeton	1977-80
Barnes, Rodrigo	LB	Rice	1975
Barnett, Bill	DT	Nebraska	1980-85
Barnett, Fred	WR	Arkansas State	1996-97
Bartholomew, Brent	P	Ohio State	1999
Baty, Greg	TE	Stanford	1990-94
Baumann, Charlie	K	West Virginia	1991
Baumhower, Bob	DT	Alabama	1977-86
Bealles, Bill	T	Northern Iowa	1987
Beaudoin, Doug	S	Minnesota	1980
Beavers, Aubrey	LB	Oklahoma	1994-95
Beecher, Willie	K	Utah State	1987-88
Beier, Tom	S	Miami (Fla.)	1967, 1969
Bell, Jeremiah	S	Eastern Kentucky	2004
Bellamy, Ronald	WR	Michigan	2004
Benjamin, Guy	QB	Stanford	1978-79
Bennett, Charles	DE	Southwestern Louisiana	1987
Bennett, Woody	FB	Miami (Fla.)	1980-88
Benson, Charles	DE	Baylor	1983-84
Berger, Ron	DE	Wayne State	1973
Bessilleu, Don	S	Georgia Tech	1979-81
Betters, Doug	DE	Nevada-Reno	1978-87
Bishop, Richard	DE	Louisville	1982
Blackwood, Glenn	S	Texas	1979-87
Blackwood, Lyle	S	Texas Christian	1981-86
Bock, John	G	Indiana State	1996-00
Bokamper, Kim	LB/DE	San Jose State	1977-85
Bolcar, Ned	LB	Notre Dame	1991-92
Booker, Marty	WR	Louisiana-Monroe	2004
Bosa, John	DE	Boston College	1987-89
Bosarge, Wade	S	Tulsa	1977
Boutwell, Tom	QB	Southern Mississippi	1969
Bowens, David	DE	Western Illinois	2001-04
Bowens, Tim	DT	Mississippi	1994-04
Bowser, Charles	LB	Duke	1982-85
Boyer, Brant	LB	Arizona	1994
Boynton, John	T	Tennessee	1969
Braggs, Stephen	CB/S	Texas	1992-93
Bramlett, John	LB	Memphis State	1967-68
Branch, Mel	DE	Louisiana State	1966-68
Braxton, Jim	FB	West Virginia	1978
Braxton, Tyrone	S	North Dakota State	1994
Brigance, O.J.	LB	Rice	1996-99
Brightful, Lamont	CB	Eastern Washington	2004
Briscoe, Marlin	WR	Omaha	1972-74
Bromell, Lorenzo	DE	Clemson	1998-01

Brophy, Jay	LB	Miami (Fla.)	1984-86
Brown, Andre	WR	Miami (Fla.)	1989-90
Brown, Bud	S	Southern Mississippi	1984-88
Brown, Dean	S	Fort Valley State	1970
Brown, Donald	CB	Maryland	1986
Brown, J.B.	CB	Maryland	1989-96
Brown, James	T	Virginia State	1996-99
Brown, Mark	LB	Purdue	1983-88
Brown, Tom	FB	Pittsburgh	1987-89
Brownlee, Claude	DE	Benedict College	1967
Brudzinski, Bob	LB	Ohio State	1981-89
Bruggers, Bob	LB	Minnesota	1966-68
Bryant, Matt	K	Baylor	2004
Bua, Tony	LB	Arkansas	2004
Buckey, Jeff	G/T	Stanford	1996-98
Buckley, Terrell	CB	Florida State	1995-99, 2003
Bulaich, Norm	FB	Texas Christian	1975-79
Bullough, Chuck	LB	Michigan State	1993-94
Buoniconti, Nick	LB	Notre Dame	1969-76
Burgess, Fernanza	WR	Morris Brown	1984
Burgess, Marvell	S	Henderson State	1987
Burnett, Rob	DE	Syracuse	2002-03
Burton, Shane	DE	Tennessee	1996-98
Byars, Keith	FB	Ohio State	1993-96

- C -

Canale, Whit	DE	Tennessee	1966
Carey, Vernon	T	Miami (Fla.)	2004
Carlton, Darryl	T	Tampa	1975-76
Carolan, Brett	TE	Washington State	1996
Carpenter, Preston	TE	Arkansas	1966
Carter, Cris	WR	Ohio State	2002
Carter, Joe	RB	Alabama	1984-86
Casares, Rick	RB	Florida	1966
Caterbone, Mike	WR	Franklin and Marshall	1987
Cefalo, Jimmy	WR	Penn State	1978-84
Cesare, Billy	S	Miami (Fla.)	1980
Chalenski, Mike	DE	UCLA	1997
Chambers, Chris	WR	Wisconsin	2001-04
Chambers, Rusty	LB	Tulane	1976-80
Charles, Mike	DT	Syracuse	1983-86
Chavez, Laz	LB	Iona	1987
Chavis, Eddie	WR	Montclair State	1987
Cheek, Louis	T	Texas A&M	1988-89
Chesley, John	TE	Oklahoma State	1984
Chesser, George	RB	Delta State	1966-67
Chester, Larry	DT	Temple	2002-04
Clancy, Jack	WR	Michigan	1967-69
Clancy, Sean	LB	Amherst	1978
Clark, Desmond	TE	Wake Forest	2002
Clark, Gary	WR	James Madison	1995
Clark, Greg	LB	Arizona State	1989
Clark, Robert	WR	North Carolina Central	1992
Clark, Steve	G	Utah	1982-85
Clayton, Mark	WR	Louisville	1983-92
Cleveland, Greg	T	Florida	1987
Cline, Jackie	DT	Alabama	1987-89
Cole, Terry	RB	Indiana	1971
Coleman, Marco	DE	Georgia Tech	1992-95
Collins, Cecil	RB	McNeese State	1999
Collins, Roosevelt	LB	Texas Christian	1992
Collins, Tony	RB	East Carolina	1990
Colzie, Neal	S	Ohio State	1979
Conlin, Chris	G/C	Penn State	1987
Cooke, Ed	DE	Maryland	1966-67
Cooper, Louis	LB	Western Carolina	1991
Copeland, Horace	WR	Miami (Fla.)	1998
Cornelius, Charles	CB	Bethune-Cookman	1977-78
Cornish, Frank	DT	Grambling	1970-71

Cousin, Terry	CB	South Carolina	2001
Cowan, Larry	RB	Jackson State	1982
Cox, Arthur	TE	Texas Southern	1991
Cox, Bryan	LB	Western Illinois	1991-95
Cox, Jim	TE	Miami (Fla.)	1968
Craver, Aaron	RB	Fresno State	1991-94
Crawford, Mike	LB	Nevada	1997-98
Cribbs, Joe	RB	Auburn	1988
Cronin, Bill	TE	Boston College	1966
Cross, Jeff	DE	Missouri	1988-95
Crowder, Randy	DT	Penn State	1974-76
Crusan, Doug	T	Indiana	1968-74
Csonka, Larry	FB	Syracuse	1968-74, 1979
Current, Mike	T	Ohio State	1967, 1977-79

- D -

Dar Dar, Kirby	WR	Syracuse	1995-98
Darnall, Bill	WR	North Carolina	1968-69
Davenport, Ron	FB	Louisville	1985-89
Davis, Gary	RB	Cal Poly-SLO	1976-79
Davis, Ted	LB	Georgia Tech	1970
DeBerg, Steve	QB	San Jose State	1993
DeMarco, Bob	C	Dayton	1970-71
Del Gaizo, Jim	QB	Tampa	1972, 1975
Dellenbach, Jeff	T/C	Wisconsin	1985-94
Den Herder, Vern	DE	Central College (Iowa)	1971-82
Dennard, Mark	C	Texas A&M	1979-83
Dennery, Mike	LB	Southern Mississippi	1976
Dennis, Mark	T	Illinois	1987-93
Denson, Autry	RB	Notre Dame	1999-00
Diana, Rich	RB	Yale	1982
Dixon, Cal	C	Florida	1996
Dixon, Mark	G/T	Virginia	1998-03
Donnalley, Kevin	G	North Carolina	1998-00
Dornbrook, Thom	G	Kentucky	1980
Dotson, Al	DT	Grambling	1966
Dotson, Dewayne	LB/FB	Mississippi	1994-95, 1997
Douglas, Leland	WR	Baylor	1987
Doxzon, Todd	WR/QB	Iowa State	1998
Drayton, Troy	TE	Penn State	1996-99
Drougas, Tom	T	Oregon	1975-76
Duhe, A.J.	LB/DE	Louisiana State	1977-84
Dunaway, Jim	DT	Mississippi	1972
Duper, Mark	WR	Northwestern State (La.)	1982-92
Dvorak, Rick	DE	Wichita State	1977
Dyer, Deon	FB	North Carolina	2000-02

- E -

Easlick, Doug	FB	Virginia Tech	2004
Edmunds, Ferrell	TE	Maryland	1988-92
Edmunds, Randall	LB	Georgia Tech	1968-69
Edwards, Antuan	S	Clemson	2004
Edwards, Robert	RB	Georgia	2002
Elia, Bruce	LB	Ohio State	1975
Ellis, Craig	RB	San Diego State	1986
Ellis, Ken	CB	Southern	1976
Emanuel, Bert	WR	Rice	2000
Emanuel, Frank	LB	Tennessee	1966-69
Emtman, Steve	DT	Washington	1995-96
Erickson, Craig	QB	Miami (Fla.)	1996-98
Erlandson, Tom	LB	Washington State	1966-67
Evans, Norm	T	Texas Christian	1966-75

- F -

Faola, Nuu	FB	Hawaii	1989
Faison, Earl	DE	Indiana	1966
Farley, Dale	LB	West Virginia	1971

Farmer, George	WR	Southern	1987
Faulkner, Jeff	DE	Southern	1990
Feeley, A.J.	QB	Oregon	2004
Feldman, Todd	WR	Kent State	1987
Fernandez, Manny	DE	Utah	1968-75
Fiedler, Jay	QB	Dartmouth	2000-04
Fleming, Marv	TE	Utah	1970-74
Flemons, Ronald	DE	Texas A&M	2004
Fletcher, Jamar	CB	Wisconsin	2001-03
Folau, Spencer	T	Idaho	2001
Foley, Tim	CB/S	Purdue	1970-80
Forsey, Brock	RB	Boise State	2004
Foster, Jerome	DT	Ohio State	1986
Foster, Roy	G	Southern California	1982-90
Fowler, Charlie	G	Houston	1967-68
Fowlkes, Dennis	LB	West Virginia	1987
Fox, Dion	LB	James Madison	1994-95
Franklin, Andra	FB	Nebraska	1981-84
Franklin, Tony	K	Texas A&M	1988
Freeman, Arturo	S	South Carolina	2000-04
Fryar, Irving	WR	Nebraska	1993-95
Frye, David	LB	Purdue	1986-89
Fultz, Mike	DT	Nebraska	1981
Funchess, Tom	T	Jackson State	1974
Furjanic, Tony	LB	Notre Dame	1988

- G -

Gadsden, Oronde	WR	Winston-Salem State	1998-03
Gaines, Chris	LB	Vanderbilt	1988
Gaines, William	DT	Florida	1994
Galbreath, Harry	G	Tennessee	1988-92
Galyon, Scott	LB	Tennessee	2000-02
Gamble, Trent	S	Wyoming	2000-03
Gardener, Daryl	DT	Baylor	1996-01
Gardner, Donnie	DE	Kentucky	1991
Gary, Cleveland	RB	Miami (Fla.)	1994
Giaquinto, Nick	RB	Connecticut	1980-81
Gibson, Ernest	CB	Furman	1989
Giesler, Jon	T	Michigan	1979-88
Gilchrist, Cookie	RB	None	1966
Gilmore, Bryan	WR	Midwestern State	2004
Gilmore, Jim	G	Ohio State	1987
Ginn, Hubert	RB	Florida A&M	1970-75
Glenn, Kerry	CB	Minnesota	1990-92
Goar, Guy	C	Colorado State	1987
Gogan, Kevin	G	Washington	1999
Golic, Mike	DT	Notre Dame	1993
Goode, Irv	C/G	Kentucky	1973-74
Goode, Kerry	RB	Alabama	1989
Goode, Tom	C	Mississippi State	1966-69
Goodwin, Hunter	TE	Texas A&M	1999-01
Gordon, Lamar	RB	North Dakota State	2004
Gordon, Larry	LB	Arizona State	1976-82
Gore, Stacy	P	Arkansas State	1987
Grady, Garry	S	Eastern Michigan	1969
Graf, Rick	LB	Wisconsin	1987-90
Gramatica, Bill	K	South Florida	2004
Grant, African	S	Illinois	1990
Grant, Ernest	DT	Arkansas Pine-Bluff	2000-01
Grau, Jeff	LS	UCLA	2003
Gray, Chris	G	Auburn	1993-96
Green, Chris	CB/S	Illinois	1991-94
Green, Cleveland	T	Southern	1979-86
Green, Eric	TE	Liberty	1995
Green, Hugh	LB	Pittsburgh	1985-91
Green, Ray	S	South Carolina	2001-02
Green, Yatil	WR	Miami (Fla.)	1997-99
Greene, Andrew	G	Indiana	1995
Greenwood, Morlon	LB	Syracuse	2001-04

Gregory, Damian	DT	Illinois State	2000-01
Griese, Bob	QB	Purdue	1967-80
Griese, Brian	QB	Michigan	2003
Griggs, David	LB/DE	Virginia	1989-93
Grimsley, John	LB	Kentucky	1991-93
Groth, Jeff	WR	Bowling Green	1979
Gruber, Bob	T	Pittsburgh	1987

– H –

Hadnot, Rex	C/G	Houston	2004
Haley, Jermaine	DT	Butte College	2000-02
Hamilton, Michael	LB	North Carolina A&T	2000
Hammond, Kim	QB	Florida State	1968
Hampton, Lorenzo	RB	Florida	1985-89
Hand, Norman	DT	Mississippi	1995-96
Harden, Bobby	S	Miami (Fla.)	1990-93
Hardy, Bruce	TE	Arizona State	1978-89
Harper, Jack	RB	Florida	1967-68
Harris, Anthony	LB	Auburn	1996-99
Harris, Corey	S	Vanderbilt	1997
Harris, Duriel	WR	New Mexico State	1976-83, 1985
Harris, Leroy	FB	Arkansas State	1977-78
Harrison, Lloyd	CB	North Carolina State	2002
Hatcher, Dale	P	Clemson	1993
Hawthorne, Ed	NT	Minnesota	1995
Hayes, Jeff	P	North Carolina	1987
Haynes, Abner	RB	North Texas State	1967
Heath, Clayton	RB	Wake Forest	1976
Heffner-Liddiard, Brody	TE	Colorado	2000
Heflin, Vince	WR	Central State (Ohio)	1982-85
Heinz, Bob	DT	Pacific	1969-77
Heller, Ron	T	Penn State	1993-95
Hendel, Andy	LB	North Carolina State	1986
Hendricks, Tommy	LB	Michigan	2000-03
Henry, Charles	TE	Miami (Fla.)	1991
Henry, Leonard	RB	East Carolina	2002-04
Hester, Ron	LB	Florida State	1982-84
Higgins, Jim	G	Xavier	1966
Higgs, Mark	RB	Kentucky	1990-94
Hill, Barry	S	Iowa State	1975-76
Hill, Eddie	RB	Memphis State	1981-84
Hill, Ike	WR	Catawba	1976
Hill, Nate	DE	Auburn	1988
Hill, Randal	WR	Miami (Fla.)	1991, 1995-96
Hill, Ray	CB	Michigan State	1998-00
Hill, Sean	CB/S	Montana State	1994-96
Hines, Jimmy	WR	Texas Southern	1969
Hobley, Liffort	S	Louisiana State	1987-93
Hollier, Dwight	LB	North Carolina	1992-99
Holmes, John	DE	Florida A&M	1966
Holmes, Mike	WR	Texas Southern	1976
Hooper, Trell	CB	Memphis State	1987
Hoover, Houston	G	Jackson State	1994
Hopkins, Jerry	LB	Texas A&M	1967-68
Howard, Reggie	CB	Memphis	2004
Howell, Mike	S	Grambling	1972
Howell, Steve	FB	Baylor	1979-81
Huard, Damon	QB	Washington	1997-00
Huddleston, Jim	G	Virginia	1987
Hudock, Mike	C	Miami (Fla.)	1966
Humphrey, Bobby	RB	Alabama	1992
Hunter, Billy	RB	Syracuse	1966
Hunter, Jeff	DE	Albany (Ga.) State	1992-93
Hutton, Tom	P	Tennessee	1999

– I –

Iaquaniello, Mike	S	Michigan State	1991
Ingram, Mark	WR	Michigan State	1993-94

Irvin, Mark	S	Bethune-Cookman	1987
Irwin, Heath	G	Colorado	2000-01
Irwin, Tim	T	Tennessee	1994
Ismail, Qadry	WR	Syracuse	1997
Isom, Rickey	FB	North Carolina State	1987
Izzo, Larry	LB	Rice	1996-00

- J -

Jackson, Calvin	CB/S	Auburn	1994-99
Jackson, Frank	WR	Southern Methodist	1966-67
Jackson, Keith	TE	Oklahoma	1992-94
Jackson, Tyoka	DE	Penn State	1994
Jackson, Vestee	CB	Washington	1991-93
Jacobs, Ray	DT	Howard Payne	1967-68
Jacobs, Tim	CB	Delaware	1996-97
Jacobson, Steve	DE	Abilene-Christian	1987
Jacquet, Nate	WR	San Diego State	1998-99
James, Jenó	G	Auburn	2004
Jaquess, Pete	S	Eastern New Mexico	1966-67
Jarostchuk, Ilia	LB	New Hampshire	1988
Jaworski, Ron	QB	Youngstown State	1987-88
Jeffries, Greg	S	Virginia	1999-00
Jenkins, Al	T	Tulsa	1972
Jenkins, Corey	LB	South Carolina	2003-04
Jenkins, Ed	RB	Holy Cross	1972
Jensen, Jim	QB/WR/RB	Boston University	1981-92
Jerman, Greg	G/T	Baylor	2002-04
Joe, Billy	RB	Villanova	1966
Johnson, Albert	WR	Southern Methodist	2001-02
Johnson, Curtis	CB	Toledo	1970-78
Johnson, Dan	TE	Iowa State	1983-87
Johnson, Demetrious	S	Missouri	1987
Johnson, Greg	G	Oklahoma	1988
Johnson, J.J.	RB	Mississippi State	1999-01
Johnson, Pat	S	Purdue	1995
Johnson, Pete	FB	Ohio State	1984
Jones, Aaron	DE	Eastern Kentucky	1996
Jones, Ray	CB	Southern	1971
Jones, Robert	LB	East Carolina	1998-00
Jordan, Charles	WR	Long Beach City College	1996-98
Joswick, Bob	DE	Tulsa	1968-69
Judie, Ed	LB	Northern Arizona	1984
Judson, William	CB	South Carolina State	1982-89
Junior, E.J.	LB	Alabama	1989-91

- K -

Keating, Bill	DT	Michigan	1967
Kehoe, Scott	T	Illinois	1987
Kelly, Ben	CB	Colorado	2000-01
Keyes, Jimmy	LB/K	Mississippi	1968-69
Kidd, John	P	Northwestern	1994-97
Kiick, Jim	RB	Wyoming	1968-74
Kinchen, Brian	TE	Louisiana State	1988-90
Kindig, Howard	G/C	Cal State-Los Angeles	1972-73
King, Vick	RB	McNeese State	2004
Kirby, Terry	RB	Virginia	1993-95
Kitts, Jim	FB	Ferrum College	1997-98
Klingbeil, Chuck	NT	Northern Michigan	1991-95
Knight, Sammy	S	USC	2003-04
Koch, Greg	T	Arkansas	1986-87
Kocourek, Dave	TE	Wisconsin	1966
Kolen, Mike	LB	Auburn	1970-77
Kolic, Larry	LB	Ohio State	1986-88
Konecny, Mark	RB	Alma	1987
Konrad, Rob	FB	Syracuse	1999-04
Kopp, Jeff	LB	Southern California	1995
Kosar, Bernie	QB	Miami (Fla.)	1994-96
Kozlowski, Mike	S	Colorado	1979-86

Krauss, Barry	LB	Alabama	1989
Kremser, Karl	K	Tennessee	1969-70
Kuechenberg, Bob	G	Notre Dame	1970-84
Kumerow, Eric	DE	Ohio State	1988-90

– L –

Laakso, Eric	T	Tulane	1978-84
Lamb, Mack	CB	Tennessee State	1967-68
Lambrecht, Mike	DT	St. Cloud State	1987-89
Land, Mel	LB	Michigan State	1979
Landry, Ron	FB	McNeese State	1984
Langer, Jim	C	South Dakota State	1970-79
Lankford, Paul	CB	Penn State	1982-91
Lawless, Burton	G	Florida	1981
Lee, Donald	TE	Mississippi State	2003-04
Lee, Larry	G/C	UCLA	1985-86
Lee, Ronnie	T/TE	Baylor	1979-82, 1984-89
Lee, Shawn	NT	North Alabama	1990-91
Leigh, Charles	RB	None	1971-74
Lethridge, Zebbie	CB	Texas Tech	2001
Lewis, David	TE	California	1987
Limbrick, Garrett	FB	Oklahoma State	1990
Little, George	DE	Iowa	1985-87
Little, Larry	G	Bethune Cookman	1969-80
Logan, Marc	FB	Kentucky	1989-91
Lothridge, Billy	P	Georgia Tech	1972
Lowe, Omare	CB	Washington	2002
Lubischer, Steve	LB	Boston College	1987
Lucas, Ray	QB	Rutgers	2001-02
Lusk, Hendrick	TE	Utah	1998
Lusteg, Booth	K	Connecticut	1967

– M –

Mackey, Kyle	QB	East Texas State	1987
Madison, Sam	CB	Louisville	1997-04
Malone, Benny	RB	Arizona State	1974-78
Malone, Darrell	CB	Jacksonville State	1992-94
Mandich, Jim	TE	Michigan	1970-77
Manning, Brian	WR	Stanford	1997
Mare, Olindo	K	Syracuse	1997-04
Marino, Dan	QB	Pittsburgh	1983-99
Marion, Brock	S	Nevada	1998-03
Mark, Greg	LB	Miami (Fla.)	1990
Marrone, Doug	G/C	Syracuse	1987
Marshall, David	LB	Eastern Michigan	1987
Martin, Jamar	FB	Ohio State	2004
Martin, Tony	WR	Mesa (Colo.)	1989-93, 1999-00
Mass, Wayne	T	Clemson	1971
Matheson, Bob	LB	Duke	1971-79
Matthews, Bo	FB	Colorado	1981
Matthews, Wes	WR	Northeastern State (Okla.)	1966
Mauck, Carl	C	Southern Illinois	1970
McBride, Norm	DE	Utah	1969-70
McCreary, Loaird	TE	Tennessee State	1976-78
McCullers, Dale	LB	Florida State	1969
McDaniel, Wahoo	LB	Oklahoma	1966-68
McDermott, Sean	LS	Kansas	2003
McDuffie, O.J.	WR	Penn State	1993-01
McFarland, Jim	TE	Nebraska	1975
McGarrahan, Scott	S	New Mexico	2001-02
McGeever, John	S	Auburn	1966
McGruder, Michael	CB	Kent State	1990-91
McGwire, Dan	QB	San Diego State	1995
McHale, Tom	G	Cornell	1995
McIntosh, Damion	T	Kansas State	2004
McIver, Everett	G	Elizabeth City College	1996-97
McKenzie, Kevin	WR	Washington State	1999
McKinney, Seth	C/G	Texas A&M	2002-04

McKinnon, Dennis	WR	Florida State	1990
McKnight, James	WR	Liberty	2001-03
McKyer, Tim	CB	Texas Arlington	1990
McMichael, Randy	TE	Georgia	2002-04
McNeal, Don	CB	Alabama	1980-89
McPhail, Jerris	RB	East Carolina	1996-97
Merritt, Dave	LB	North Carolina State	1993
Mertens, Jim	TE	Fairmont State	1969
Michel, Mike	P/K	Stanford	1977
Miller, Scott	WR	UCLA	1991-96
Milner, Billy	T	Houston	1995-96
Milton, Gene	WR	Florida A&M	1968-69
Mingo, Gene	K	None	1966-67
Minor, Travis	RB	Florida State	2001-04
Mira, George	QB	Miami (Fla.)	1971
Mitchell, Melvin	G	Tennessee State	1976-78
Mitchell, Scott	QB	Utah	1990-93
Mitchell, Stan	RB	Tennessee	1966-70
Mixon, Kenny	DE	Louisiana State	1998-01
Monds, Mario	DT	Cincinnati	2004
Moore, Corey	LB	Virginia Tech	2001
Moore, Dave	TE	Pittsburgh	1992
Moore, Eddie	LB	Tennessee	2003-04
Moore, Eric	T	Indiana	1995
Moore, Mack	DE	Texas A&M	1985-86
Moore, Maulty	DT	Bethune-Cookman	1972-74
Moore, Nat	WR	Florida	1974-86
Moore, Ron	RB	Pittsburg State (Kan.)	1998
Moore, Steven	S	Mississippi	1990
Moore, Wayne	T	Lamar	1970-78
Moreau, Doug	TE	Louisiana State	1966-69
Morrall, Earl	QB	Michigan State	1972-76
Morris, Mercury	RB	West Texas State	1969-75
Morris, Sammy	RB	Texas Tech	2004
Morris, Victor	LB	Miami (Fla.)	1987
Moser, Rick	RB	Rhode Island	1980
Moyer, Alex	LB	Northwestern	1985-86
Mumphord, Lloyd	CB	Texas Southern	1969-74

– N –

Nails, Jamie	G	Florida A&M	2002-03
Nathan, Tony	RB	Alabama	1979-87
Nealy, Ray	RB	Arkansas-Pine Bluff	1997
Nedney, Joe	K	San Jose State	1996-97
Neff, Bob	S	Stephen F. Austin State	1966-68
Neighbors, Billy	G	Alabama	1966-69
Newman, Ed	G	Duke	1973-84
Newton, Kendall	WR	Middle Tennessee State	2003-04
Nicolas, Scott	LB	Miami (Fla.)	1987
Nomina, Tom	DT	Miami (Ohio)	1966-68
Noonan, Karl	WR	Iowa	1966-71
Norton, Rick	QB	Kentucky	1966-69
Nottingham, Don	FB	Kent State	1973-77
Novak, Jeff	T	Southwest Texas State	1994

– O –

Odom, Cliff	LB	Texas Arlington	1990-93
Offerdahl, John	LB	Western Michigan	1986-93
Ogden, Jeff	WR	Eastern Washington	2000-01
Oglesby, Alfred	DE/NT	Houston	1990-92
Ogunleye, Adewale	DE	Indiana	2000-03
Oliver, Louis	S	Florida	1989-93, 1995-96
Oliver, Muhammad	CB	Oregon	1994
Orosz, Tom	P	Ohio State	1981-82
Ortega, Ralph	LB	Florida	1979-80
Oubre, Louis	G	Oklahoma	1987
Ours, Greg	C	Muskingum	1987
Overstreet, David	RB	Oklahoma	1983

Owens, Morris	WR	Arizona State	1975-76
Owens, Rich	DE	Lehigh	1999-00

– P –

Paige, Tony	FB	Virginia Tech	1990-92
Palmer, Dick	LB	Kentucky	1970
Park, Ernie	G	McMurray	1966
Parmalee, Bernie	RB	Ball State	1992-98
Pearson, Willie	CB	North Carolina A&T	1969
Pederson, Doug	QB	Northeast Louisiana	1993
Perriman, Brett	WR	Miami (Fla.)	1997
Perry, Ed	TE	James Madison	1997-04
Perry, Todd	G	Kentucky	2001-03
Pesuit, Wally	T	Kentucky	1977-78
Petrella, Bob	S	Tennessee	1966-71
Phillips, Lawrence	RB	Nebraska	1997
Pidgeon, Tim	LB	Syracuse	1987
Planansky, Joe	TE	Chadron State	1995
Plummer, Bruce	CB	Mississippi State	1988
Pool, David	CB	Carson-Newman	1994
Poole, Ken	DT	Northeast Louisiana	1981-82
Poole, Will	CB	USC	2004
Pope, Derrick	LB	Alabama	2004
Potter, Steve	LB	Virginia	1981-82
Potts, Roosevelt	FB	Northeast Louisiana	1997
Powell, Alvin	G	Winston-Salem State	1989
Powell, Jesse	LB	West Texas State	1969-73
Preston, Roell	WR	Mississippi	1999
Price, Sam	RB	Illinois	1966-68
Pritchett, Stanley	FB	South Carolina	1996-99
Prokop, Joe	P	Cal Poly-Pomona	1992
Pruitt, James	WR	Cal State-Fullerton	1986-88, 1990-91
Pryor, Barry	RB	Boston University	1969-70
Pyburn, Jack	T	Texas A&M	1967-68

– R –

Raglin, Floyd	CB	Southern	1987
Randle, Tate	S	Texas Tech	1987
Rather, Bo	RB	Michigan	1973, 1978
Ray, Ricky	CB	Norfolk State	1981-82
Readon, Ike	DT	Hampton Institute	1987
Reaves, Willard	RB	Northern Arizona	1989
Reese, Don	DT	Jackson State	1974-76
Reichenbach, Mike	LB	East Stroudsburg	1990-91
Reilly, Dameon	WR	Rhode Island	1987
Revez, Fuad	K	Tennessee	1985-88
Rhone, Earnie	LB	Henderson State	1975-84
Rice, Ken	G	Auburn	1966-67
Richardson, Jeff	T	Michigan State	1969
Richardson, John	DT	UCLA	1967-71
Richardson, Kyle	P	Arkansas State	1997
Richardson, Willie	WR	Jackson State	1970
Riley, Jim	DE	Oklahoma	1967-71
Roberson, Bo	WR	Cornell	1966
Roberson, Vern	S	Grambling	1977
Roberts, Archie	QB	Columbia	1967
Roberts, George	P	Virginia Tech	1978-80
Roberts, Guy	LB	Maryland	1977
Robinson, Fred	LB	Miami (Fla.)	1986
Robinson, Bryan	DE	Fresno State	2004
Robiskie, Terry	FB	Louisiana State	1980-81
Roby, Reggie	P	Iowa	1983-92
Roderick, John	WR	Southern Methodist	1966-67
Rodgers, Derrick	LB	Arizona State	1997-02
Rogers, Charlie	RB/KR	Georgia Tech	2003
Romero, Dario	DT	Eastern Washington	2002-04
Rose, Donovan	S	Hampton Institute	1986-87
Rose, Joe	TE	California	1980-85

Rosenfels, Sage	QB	Iowa State	2002-04
Roth, Pete	FB	Northern Illinois	1987
Royals, Mark	P	Appalachian State	2002-03
Ruddy, Tim	C	Notre Dame	1994-03
Rudolph, Jack	LB	Georgia Tech	1966
Russell, Twan	LB	Miami (Fla.)	2000-02

- S -

Salter, Bryant	S	Pittsburgh	1976
Sampleton, Lawrence	TE	Texas	1987
Sander, Mark	LB	Louisville	1992
Saxon, James	RB	San Jose State	1992-94
Schamel, Duke	LB	South Dakota	1987
Schwedes, Scott	WR	Syracuse	1987-90
Scott, Jake	S	Georgia	1970-75
Scott, Ronald	RB	Southern	1987
Scott, Stanley	DE	Florida State	1987
Seau, Junior	LB	USC	2003-04
Secules, Scott	QB	Virginia	1989-92
Seiple, Larry	P/RB/TE	Kentucky	1967-77
Selfridge, Andy	LB	Virginia	1976
Sellers, Ron	WR	Florida State	1973
Sendlein, Robin	LB	Texas	1985
Shannon, Larry	WR	East Carolina	1998-99
Shaw, Josh	DT	Michigan State	2004
Shaw, Terrance	CB	Stephen F. Austin	2000
Sheldon, Mike	T	Grand Valley State	1997-99
Shepherd, Leslie	WR	Temple	2000
Shipp, Jackie	LB	Oklahoma	1984-88
Shiver, Sanders	LB	Carson-Newman	1984
Shull, Steve	LB	William & Mary	1980-83
Siler, Rich	TE	Texas A&M	1987
Simmons, Sam	WR	Northwestern	2003
Simpson, Antoine	DT	Houston	1999
Simpson, Bob	DE	Colorado	1978
Sims, Keith	G	Iowa State	1990-97
Singleton, Chris	LB	Arizona	1993-96
Small, Gerald	CB	San Jose State	1978-83
Smith, Brent	G/T	Mississippi State	1997-02
Smith, Frankie	CB	Baylor	1993-95
Smith, Lamar	RB	Houston	2000-01
Smith, Mike	CB	Texas-El Paso	1985-87
Smith, Sammie	RB	Florida State	1989-91
Smith, Tom	RB	Miami (Fla.)	1973
Smith, Wade	T	Memphis	2003-04
Smith, Willie	TE	Miami (Fla.)	1987
Sochia, Brian	DT	Northwestern Oklahoma State	1986-91
Solomon, Freddie	WR	Tampa	1975-77
Solomon, Jesse	LB	Florida State	1994
Sowell, Robert	CB	Howard	1983-85, 1987
Speyrer, Cotton	WR	Texas	1975
Spikes, Irving	RB	Northeast Louisiana	1994-97
Spriggs, Marcus	T	Houston	2001-02
Squirek, Jack	LB	Illinois	1986
Stanfill, Bill	DE	Georgia	1969-76
Stankavage, Scott	QB	North Carolina	1987
Stanley, Walter	WR	Mesa (Colo.)	1991
St. Clair, John	T	Virginia	2004
Stephenson, Dwight	C	Alabama	1980-87
Stewart, Michael	S	Fresno State	1994-96
Stewart, Rayna	S	Northern Arizona	1998
Stofa, John	QB	Buffalo	1966-67, 1969-70
Stokes, Barry	T	Eastern Michigan	1998
Storr, Greg	LB	Boston College	1987
Stoudt, Cliff	QB	Youngstown State	1989
Stowe, Otto	WR	Iowa State	1971-72
Stoyanovich, Pete	K	Indiana	1989-95
Stradford, Troy	RB	Boston College	1987-90
Strock, Don	QB	Virginia Tech	1974-87

Strother, Billy	LB	New Mexico	2004
Stubbs, Daniel	DE	Miami (Fla.)	1996-98
Stuckey, Henry	CB	Missouri	1972-74
Surtain, Patrick	CB	Southern Mississippi	1998-04
Swain, John	CB	Miami (Fla.)	1985, 1987
Swayne, Harry	T	Rutgers	2001
Swift, Doug	LB	Amherst	1970-75
Swoopes, Pat	DE	Mississippi State	1991

– T –

Tagliaferri, John	RB	Cornell	1987
Tanner, Barron	DT	Oklahoma	1997-98
Tautolo, Terry	LB	UCLA	1983-84
Taylor, Ed	CB	Memphis State	1979-82
Taylor, Henry	DT	South Carolina	2001
Taylor, Jason	DE	Akron	1997-04
Taylor, Johnny	LB	Hawaii	1986
Teague, George	S	Alabama	1997
Teal, Jimmy	WR	Texas A&M	1988
Testerman, Don	FB	Clemson	1980
Thayer, Tom	G/C	Notre Dame	1993
Thomas, Lamar	WR	Miami (Fla.)	1996-00
Thomas, Norris	CB	Southern Mississippi	1977-79
Thomas, Rodell	LB	Alabama State	1981, 1983-84
Thomas, Rodney	CB	Brigham Young	1988-90
Thomas, Thurman	RB	Oklahoma State	2000
Thomas, Zach	LB	Texas Tech	1996-04
Thompson, Derrius	WR	Baylor	2003-04
Thompson, Reyna	CB	Baylor	1986-88
Thornton, Jack	LB	Auburn	1966
Tiffin, Van	K	Alabama	1987
Tilley, Emmett	LB	Duke	1983
Tillman, Andre	TE	Texas Tech	1975-78
Toews, Jeff	G	Washington	1979-85
Torczon, LaVerne	DE	Nebraska	1966
Torrey, Bob	FB	Penn State	1979
Toth, Tom	G	Western Michigan	1986-89
Towle, Steve	LB	Kansas	1975-80
Tucker, Gary	RB	Tennessee-Chattanooga	1968
Turk, Matt	P	Wisconsin-Whitewater	2000-01, 2003-04
Turner, T.J.	DE	Houston	1986-92
Twilley, Howard	WR	Tulsa	1966-76

– U –

Uhlenhake, Jeff	C	Ohio State	1989-93
Urbaneek, Jim	DT	Mississippi	1968
Uwaezuoke, Iheanyi	WR	California	1998

– V –

Veasey, Craig	DT	Houston	1993-94
Vigorito, Tom	RB/WR	Virginia	1981-85
Vincent, Troy	CB	Wisconsin	1992-95
Volk, Rick	S	Michigan	1977-78
von Schamann, Uwe	K	Oklahoma	1979-84

– W –

Wade, Charley	WR	Tennessee State	1973
Wade, Todd	T	Mississippi	2000-03
Wainright, Frank	TE	Northern Colorado	1995-98
Walker, Bracey	S	North Carolina	1997
Walker, Brian	S	Washington State	1997-98, 2000-01
Walker, Fulton	CB	West Virginia	1981-84
Walters, Rod	G	Iowa	1980
Wantland, Hal	S	Tennessee	1966
Ward, Chris	T	Ohio State	1986
Ward, Dedric	WR	Northern Iowa	2001-02

Ward, Ronnie	LB	Kansas	1997
Warfield, Paul	WR	Ohio State	1970-74
Warren, Jimmy	CB	Illinois	1966-69
Washington, Dick	CB	Bethune-Cookman	1968
Weaver, Jed	TE	Oregon	2000-02
Webb, Richmond	T	Texas A&M	1990-00
Webster, Larry	DT	Maryland	1992-94
Weidner, Bert	G/C	Kent State	1990-95
Weisacosky, Ed	LB	Miami (Fla.)	1968-70
Welker, Wes	WR/KR	Texas Tech	2004
West, Willie	S	Oregon	1966-68
Westmoreland, Dick	CB	North Carolina A&T	1966-69
White, Jeris	CB	Hawaii	1974-76
Whitley, Taylor	G	Texas A&M	2003-04
Wickert, Tom	T	Washington State	1974
Williams, Delvin	RB	Kansas	1978-80
Williams, Gene	G	Iowa State	1991-92
Williams, Jarvis	S	Florida	1988-93
Williams, Jay	DE	Wake Forest	2002-04
Williams, Joel	TE	Notre Dame	1987
Williams, Kevin	S	Oklahoma State	2000
Williams, Maxie	G/T	Southeastern Louisiana	1966-70
Williams, Mike	WR	Northeastern	1991-95
Williams, Quintin	S	Wake Forest	2004
Williams, Renauld	LB	Hofstra	2004
Williams, Ricky	RB	Texas	2002-03
Williams, Ronnie	TE	Oklahoma State	1993-95
Wilmsmeyer, Klaus	P	Louisville	1998
Wilson, George, Jr.	QB	Xavier	1966
Wilson, Jerry	CB	Southern	1996-00
Wilson, Karl	DE	Louisiana State	1990, 1993
Wilson, Robert	FB	Texas A&M	1994-96
Wimberly, Derek	DE	Purdue	1987
Windauer, Bill	DT	Iowa	1975
Winfrey, Stan	RB	Arkansas State	1975-77
Wiska, Jeff	G	Michigan State	1987
Wood, Dick	QB	Auburn	1966
Wooden, Shawn	S	Notre Dame	1996-99, 2001-04
Woodley, David	QB	Louisiana State	1980-83
Woods, Larry	DT	Tennessee State	1973
Woodson, Fred	G	Florida A&M	1967-69
Wyrick, Jimmy	CB	Minnesota	2003-04

– Y –

Yates, Billy	G	Texas A&M	2003
Yepremian, Garo	K	None	1970-78
Young, Steve	T	Colorado	1977
Young, Willie	T	Alcorn A&M	1973

– Z –

Zawatson, Dave	T	California	1991
Zecher, Rich	DT	Utah State	1966-67
Zgonina, Jeff	DT	Purdue	2003-04
Zolak, Scott	QB	Maryland	1999

Boldface indicates active player or coach.

SELLOUT STREAK

The Dolphins enters the 2005 season having sold out each of their last 53 regular season home games, with all 53 also having been sold out in time for the local television blackout to be lifted. The last time the Dolphins did not have a sellout was in their third home game of 1998, on October 18 against St. Louis. In fact, since Wayne Huizenga took full control of the Dolphins in 1994, the team has sold out 84 of their 88 regular season contests at Dolphins Stadium.

WHERE THEY'VE COME FROM

(Colleges and Universities which have produced Dolphin players)

Abilene-Christian 1, Akron 1, Alabama 14, Alabama State 1, Albany (Ga.) State 1, Alcorn A&M 1, Alma 1, Amherst 2, Appalachian State 1, Arizona 2, Arizona State 6, Arkansas 3, Arkansas Pine-Bluff 2, Arkansas State 5, Auburn 12, Ball State 1, Baylor 10, Benedict College 1, Bethune-Cookman 7, Boise State 1, Boston College 5, Boston University 2, Bowling Green 1, Brigham Young 1, Buffalo 1, Butte College 1, California 5, California-Davis 1, Cal Poly-Pomona 1, Cal Poly-SLO 1, Cal State-Fullerton 1, Cal State-Los Angeles 1, Carson-Newman 2, Catawba 1, Central College (Iowa) 1, Central State (Ohio) 1, Chadron State (Neb.) 1, Cincinnati 1, Clemson 3, Colorado 8, Colorado State 1, Columbia 1, Connecticut 2, Cornell 3, Dartmouth 1, Dayton 1, Delaware 1, Delta State 1, Duke 6, East Carolina 6, East Stroudsburg 1, East Texas State 1, Eastern Kentucky 2, Eastern Michigan 3, Eastern New Mexico 1, Eastern Washington 3, Elizabeth City College 1, Fairmont State 1, Ferrum College 1, Florida 12, Florida A&M 6, Florida State 9, Ft. Valley State 1, Franklin and Marshall 1, Fresno State 2, Furman 1, Georgia 4, Georgia Tech 8, Grambling 4, Grand Valley State 1, Hampton Institute 3, Hawaii 3, Henderson State 2, Hofstra 1, Holy Cross 1, Houston 9, Howard 1, Howard Payne 1, Idaho 1, Illinois 7, Illinois State 1, Indiana 7, Indiana State 1, Iona 1, Iowa 5, Iowa State 7, Jackson State 5, Jacksonville State 1, James Madison 3, Kansas 4, Kansas State 1, Kent State 4, Kentucky 11, Lamar 1, Lehigh 1, Liberty 3, Long Beach City College 1, Louisiana-Lafayette 1, Louisiana-Monroe 5, Louisiana State 9, Louisville 7, MacMurray 1, Maryland 6, McNeese State 2, Memphis 7, Mesa (Colo.) 2, Miami (Fla.) 29, Miami (Ohio) 1, Michigan 9, Michigan State 9, Middle Tennessee State 1, Midwestern State 1, Minnesota 6, Mississippi 10, Mississippi State 6, Missouri 3, Montana State 1, Montclair State 1, Morgan State 1, Morris Brown 1, Muskingum 1, Nebraska 7, Nevada 3, New Hampshire 1, New Mexico 2, New Mexico State 2, No College 4, Norfolk State 1, North Carolina 8, North Carolina A&T 3, North Carolina Central 1, North Carolina State 4, North Dakota State 2, Northeastern 1, Northeastern State (Okla.) 1, Northern Arizona 3, Northern Colorado 1, Northern Illinois 1, Northern Iowa 2, Northern Michigan 1, North Texas State 1, Northwestern 3, Northwestern Oklahoma State 1, Northwestern State (La.) 1, Notre Dame 10, Ohio State 17, Oklahoma 10, Oklahoma State 4, Omaha 1, Oregon 5, Pacific 1, Penn State 10, Pittsburgh State (Kan.) 1, Pittsburgh 6, Princeton 1, Purdue 7, Rhode Island 2, Rice 4, Rutgers 3, St. Cloud State 1, San Diego State 4, San Jose State 5, South Carolina 6, South Carolina State 1, South Dakota 1, South Dakota State 1, South Florida 1, Southern 6, Southern California 5, Southern Illinois 1, Southern Methodist 3, Southern Mississippi 5, Southwest Texas State 1, Stanford 5, Stephen F. Austin 3, Syracuse 12, Tampa 3, Temple 2, Tennessee 14, Tennessee-Chattanooga 1, Tennessee State 5, Texas 6, Texas A&M 16, Texas Arlington 2, Texas Christian 4, Texas-El Paso 1, Texas Southern 5, Texas Tech 6, Toledo 1, Tulane 2, Tulsa 5, UCLA 8, Utah 6, Utah State 2, Vanderbilt 3, Villanova 1, Virginia 10, Virginia State 1, Virginia Tech 5, Wake Forest 4, Washington 6, Washington State 5, Wayne State 1, Western Carolina 1, Western Illinois 2, Western Michigan 2, West Texas State 2, West Virginia 6, Wichita State 1, William & Mary 1, Winston-Salem State 2, Wisconsin 7, Wisconsin-Whitewater 1, Wyoming 2, Xavier 2, Yale 1, Youngstown State 1.

TOP SCHOOLS: 29 – Miami (Fla.); **17** – Ohio State; **16** – Texas A&M; **14** – Alabama, Tennessee; **12** – Auburn, Florida, Syracuse; **11** – Kentucky; **10** – Baylor, Mississippi, Notre Dame, Oklahoma, Penn State, Virginia.

LENGTH OF SERVICE

TOTAL YEARS

NAME AND YEARS PLAYED

17	Dan Marino 83-99
15	Bob Kuechenberg 70-84
14	Bob Griese 67-80; Don Strock 74-87
13	Nat Moore 74-86
12	Vern Den Herder 71-82; Bruce Hardy 78-89; Jim Jensen 81-92; Larry Little 69-80; Ed Newman 73-84
11	Tim Bowens, 94-04; Mark Duper 82-92; Tim Foley 70-80; Larry Seiple 67-77; Howard Twilley 66-76; Richmond Webb 90-00
10	Dick Anderson 68-77; Bob Baumhower 77-86; Doug Betters 78-87; Mark Clayton 83-92; Jeff Dellenbach 85-94; Norm Evans 66-75; Jon Giesler 79-88; Jim Langer 70-79; Paul Lankford 82-91; Ronnie Lee 79-82, 84-89; Don McNeal 80-89; Earnie Rhone 75-84; Reggie Roby 83-92; Tim Ruddy, 94-03

Where They've Come From/Length Of Service • 627

- 9 Woody Bennett 80-88; Glenn Blackwood 79-87; Kim Bokamper 77-85; Bob Brudzinski 81-89; Roy Foster 82-90; Duriel Harris 76-83, 85; Bob Heinz 69-77; Curtis Johnson 70-78; Bob Matheson 71-79; O.J. McDuffie 93-01; Wayne Moore 70-78; Tony Nathan 79-87; **Zach Thomas 96-04**; Garo Yepremian 70-78
- 8 Charlie Babb 72-79; J.B. Brown, 89-96; Nick Buoniconti 69-76; Jeff Cross 88-95; Larry Csonka 68-74, 79; A.J. Duhe 77-84; Manny Fernandez 68-75; Cleveland Green 79-86; Dwight Hollier 1992-99; William Judson 82-89; Mike Kolen 70-77; Mike Kozlowski 79-86; **Sam Madison 97-04**; Jim Mandich 70-77; **Olindo Mare 97-04**; John Offerdahl 86-93; **Ed Perry 97-04**; Keith Sims 90-97; Bill Stanfill 69-76; Dwight Stephenson 80-87; **Jason Taylor 97-04**; Shawn Wooden 96-99, 01-04
- 7 Fred Banks 87-93; Jimmy Cefalo 78-84; Doug Crusan 68-74; Mark Dennis 87-93; Larry Gordon 76-82; Hugh Green 85-91; Liffort Hobbey 87-93; Jim Kiick 68-74; Eric Laakso 78-84; Tony Martin 89-93, 99-00; Mercury Morris 69-75; Bernie Parmalee 1992-98; Pete Stoyanovich 89-95; Patrick Surtain 1998-04; Jeff Toews 79-85; T.J. Turner 86-92

Boldface indicates active player.

DOLPHINS BY THE NUMBERS

(1966-04)

- 1 – Garo Yepremian (1970-78); Tony Franklin (1988); Willie Beecher (1988); Matt Turk (2000-01, 2003-04)
- 2 – Cookie Gilchrist (1966); *Willie Beecher (1987)
- 3 – Tom Orosz (1981-82); *Stacy Gore (1987); Van Tiffin (1987); Mark Royals (2002-03)
- 4 – George Roberts (1978-80); Reggie Roby (1983-92); Tom Hutton (1999)
- 5 – Booth Lusteg (1967); John Stofa (1969-70); Uwe von Schamann (1979-84); Jeff Hayes (1987); Kyle Richardson (1997); Matt Bryant (2004)
- 6 – Jim Arnold (1994); Joe Nedney (1996-97); Brent Bartholomew (1999); Ray Lucas (2001-02)
- 7 – Billy Lothridge (1972); Guy Benjamin (1978-79); Fuad Reveiz (1985-88); Charlie Baumann (1991); Joe Prokop (1992); Dale Hatcher (1993); Craig Erickson (1996-98); A.J. Feeley (2004)
- 8 – Klaus Wilmsmeyer (1998)
- 9 – Scott Secules (1989-92); Jay Fiedler (2000-04)
- 10 – George Wilson, Jr. (1966); George Mira (1971); Don Strock (1974-87); Pete Stoyanovich (1989-95); Olindo Mare (1997-04)
- 11 – Rick Norton (1966-69); Jim Del Gaizo (1972, 1975); Jim Jensen (1981-92); Dan McGwire (1995); Damon Huard (1997-00); Bill Gramatica (2004)
- 12 – Bob Griese (1967-80)
- 13 – Jake Scott (1970-75); Dan Marino (1983-99)
- 14 – *Scott Stankavage (1987); Doug Pederson (1993); Scott Zolak (1999); Brian Griese (2003)
- 15 – John Stofa (1966-67); Kim Hammond (1968); Karl Krenser (1969-70); Charles Leigh (1971); Earl Morrall (1972-76); *Kyle Mackey (1987); Kirby Dar Dar (1995, 1997); Ronald Bellamy (2004)
- 16 – Archie Roberts (1967); Tom Boutwell (1969); David Woodley (1980-83)
- 17 – Mike Michel (1977); Ron Jaworski (1987-88); Steve DeBerg (1993); John Kidd (1994-97); Todd Doxzon (1998)
- 18 – Dick Wood (1966); Cliff Stoudt (1989); Sage Rosenfels (2002-04)
- 19 – Reyna Thompson (1986); Scott Mitchell (1990-93); Bernie Kosar (1994-96); Nate Jacquet (1998)
- 20 – Larry Seiple (1967-77); Neal Colzie (1979); David Overstreet (1983); *Rickey Isom (1987); Joe Cribbs (1988); Marc Logan (1989-91); Muhammad Oliver (1994); Ray Nealy (1997); John Avery (1998-99); Ben Kelly (2000-01); Lloyd Harrison (2002); Arturo Freeman (2003-04)
- 21 – Gene Mingo (1966-67); Jim Kiick (1968-74); Rick Volk (1977-78); *Tate Randle (1987); Mark Higgs (1990-94); Lawrence Phillips (1997); Rayna Stewart (1998); Autry Denson (1999-00); Terry Cousin (2001); Jamar Fletcher (2002-03); Antuan Edwards (2004)
- 22 – Willie West (1966-68); Mercury Morris (1969-75); Tony Nathan (1979-87); Kerry Goode (1989); Tim McKyer (1990); James Saxon (1992-94); Shawn Wooden (1996-99); Terrance Shaw (2000); Shawn Wooden (2001-04)
- 23 – Wes Matthews (1966); Charles Leigh (1973-74); Joe Carter (1984-86); Troy Stradford (1987); *Demetrious Johnson (1987); Troy Stradford (1987-90); Troy Vincent (1992-95); Robert Bailey (1996); George Teague (1997); Patrick Surtain (1998-04)
- 24 – Billy Hunter (1966); Jack Clancy (1967-69); Delvin Williams (1978-80); Reyna Thompson (1986-87); *Floyd Raglin (1987); Reyna Thompson (1987-88); Rodney Thomas (1989-90); Vestee Jackson (1991-93); Pat Johnson (1995); Jerry Wilson (1996-00); Jamar Fletcher (2001); Omare Lowe (2002); Sammy Knight (2003-04)
- 25 – Dick Westmoreland (1966-69); Tim Foley (1970-80); Mike Smith (1985-87); Louis Oliver

- (1989-93, 1995-96); Corey Harris (1997); Greg Jeffries (1999-00); Jimmy Wyrick (2003); Reggie Howard (2004)
- 26 – Frank Jackson (1966-67); Lloyd Mumphord (1969-74); Duriel Harris (1976); Donovan Rose (1986-87); Jarvis Williams (1988-93); Bracey Walker (1997); Lamar Smith (2000-01); Leonard Henry (2002-04)
- 27 – Gary Tucker (1968); Gary Davis (1976-79); Lorenzo Hampton (1985-89); Stevon Moore (1990); David Pool (1994); Terrell Buckley (1995-99); Arturo Freeman (2000-02); Terrell Buckley (2003); Will Poole (2004)
- 28 – George Chesser (1966); Abner Haynes (1967); Gene Milton (1968-69); Ed Jenkins (1972); Hubert Ginn (1975); Don McNeal (1980-89); Michael McGruder (1990-91); Frankie Smith (1993); Gene Atkins (1994-96); Ray Hill (1998-00); Travis Minor (2002-04)
- 29 – Jack Harper (1967-68); Garry Grady (1969); Tom Smith (1973); John Swain (1985); Liffort Hobley (1987-93); Frankie Smith (1994-95); Sam Madison (1997-04)
- 30 – Sam Price (1966-68); Bryant Salter (1976); Ron Davenport (1985-89); Bernie Parmalee (1992-98); Obafemi Ayanbadejo (2003); Lamar Gordon (2004)
- 31 – George Chesser (1967); Barry Pryor (1969-70); Terry Cole (1971); Norm Bulaich (1975-79); Rick Moser (1980); Eddie Hill (1981-84); Sean Hill (1994-96); Brock Marion (1998-03); Sammy Morris (2004)
- 32 – Joe Auer (1966-67); Hubert Ginn (1970-73); Benny Malone (1974-78); Tom Vigorito (1981-85); Donald Brown (1986); *Pete Roth (1987); Garrett Limbrick (1990); Bruce Alexander (1992-93); Aaron Craver (1994); Cleveland Gary (1994); Jerris McPhail (1996-97); J.J. Johnson (1999-01); Charlie Rogers (2003); Jamar Martin (2004)
- 33 – Billy Joe (1966); Hubert Ginn (1974); Stan Winfrey (1975-77); Billy Cesare (1980); Bo Matthews (1981); Rich Diana (1982); Craig Ellis (1986); *Ronald Scott (1987); Sammie Smith (1989-91); Karim Abdul-Jabbar (1996-99); Deon Dyer (2000-02); Vick King (2004)
- 34 – Ron Sellers (1973); Jim Braxton (1978); Don Testerman (1980); Woody Bennett (1980-88); Nuu Faaola (1989); Tony Collins (1990); Aaron Craver (1991-93); Tyrone Braxton (1994); Tim Jacobs (1996-97); Ron Moore (1998); Cecil Collins (1999); Thurman Thomas (2000); Travis Minor (2001); Ricky Williams (2002-03)
- 35 – Rick Casares (1966); Stan Mitchell (1966-70); Clayton Heath (1976); Nick Giaquinto (1980-81); *John Tagliaferri (1987); Kerry Glenn (1990-92); Michael Stewart (1994-96); Irving Spikes (1997); Ben Kelly (2000); Jimmy Wyrick (2004)
- 36 – Preston Carpenter (1966); Charles Leigh (1972); Don Nottingham (1973-77); Steve Howell (1979-81); Tom Brown (1987-89); Stephen Braggs (1992-93); Stanley Pritchett (1996-99)
- 37 – Charley Wade (1973); Andra Franklin (1981-84); Mike Kozlowski (1979-80); J.B. Brown (1989-96); Zebbie Lethridge (2001); Jeremiah Bell (2004)
- 38 – Leroy Harris (1977-78); Bob Torrey (1979); Terry Robiskie (1980-81); Ron Landry (1984); *Clarence Bailey (1987); Bruce Plummer (1988); Willard Reaves (1989); Calvin Jackson (1994-99); Kevin Williams (2000); Qunitin Williams (2004)
- 39 – Larry Csonka (1968-74, 1979)
- 40 – Bo Roberson (1966); Dick Anderson (1968-77); Mike Kozlowski (1981-86); *John Swain (1987); Irving Spikes (1994-96); Ray Green (2001-02); Sean McDermott (2003)
- 41 – Willie Pearson (1969); Norris Thomas (1977-79); Fulton Walker (1981-84); *Mark Konecny (1987); African Grant (1990); Keith Byars (1993-96); Scott McGarrahan (2001)
- 42 – Bill Darnell (1968-69); Paul Warfield (1970-74); Jeris White (1974-76); Vern Roberson (1977); Lyle Blackwood (1981-86); *Robert Sowell (1987); Ernest Gibson (1989); Chris Green (1991-94); Terry Kirby (1995); Roosevelt Potts (1997); Trent Gamble (2000-03); Doug Easlick (2004)
- 43 – Bob Neff (1966-68); Mike Holmes (1976); Jeff Allen (1980); Ricky Ray (1981-82); Larry Cowan (1982); Bud Brown (1984-88); Terry Kirby (1993-94); Scott McGarrahan (2002); Brock Forsey (2004)
- 44 – Pete Jacquess (1966-67); Dick Washington (1968); Dean Brown (1970); Mike Howell (1972); Barry Hill (1975-76); Charles Cornelius (1977-78); Doug Beaudoin (1980); Paul Lankford (1982-91); Bobby Humphrey (1992); Aaron Craver (1994); Rob Konrad (1999-04)
- 45 – Mack Lamb (1967-68); Curtis Johnson (1970-78); Ed Taylor (1979-82); Robert Sowell (1983-85); *Trell Hooper (1987); Rodney Thomas (1988); Bobby Harden (1990-93); Brian Walker (1997-98, 2000-01); Lamont Brightful (2004)
- 46 – Hal Wantland (1966); Don Bessilleu (1979-81); Pete Johnson (1984); *Mark Irvin (1987); Dave Moore (1992)
- 47 – John McGeever (1966); Tom Beier (1967, 1969); Ted Bachman (1976); Glenn Blackwood (1979-87); Stefon Adams (1990); Darrell Malone (1992-94); Robert Edwards (2002); Jeff Grau (2003)
- 48 – Bob Patrella (1966-71); Henry Stuckey (1972-74); Ken Ellis (1976); Wade Bosarge (1977); Gerald Small (1978-83); Mike Iaquaniello (1991); Jim Kitts (1997-98); Kantroy Barber (1999); Brody Heffner-Liddiard (2000)
- 49 – Jimmy Warren (1966-69); Ray Jones (1971); Charlie Babb (1972-79); William Judson (1982-87); *Marvell Burgess (1987); William Judson (1987-89); Tony Paige (1990-92); Robert Wilson (1994-96); Dewayne Dotson (1997)
- 50 – Frank Emanuel (1968-69); Dick Palmer (1970); Bruce Elia (1975); Larry Gordon (1976-82); Jackie Shipp (1984-87); *Greg Storr (1987); Jackie Shipp (1987-88); Dave Ahrens (1989);

- Louis Cooper (1991); Dwight Hollier (1992-99); Michael Hamilton (2000); Brendon Ayanbadejo (2003-04)
- 51 – Jerry Hopkins (1967-68); Ed Weisacosky (1968-70); Larry Ball (1972-74); Rodrigo Barnes (1975); Andy Selfridge (1976); Rusty Chambers (1976-80); Mark Brown (1983-88); Greg Clark (1989); Bryan Cox (1991-95); Anthony Harris (1996-99); Tommy Hendricks (2000-03); Tony Bua (2004)
- 52 – Mike Hudock (1966); Jimmy Keyes (1968-69); Mike Dennery (1976); Larry Ball (1977-78); Mel Land (1979); Steve Shull (1981-83); Emmitt Tilley (1983); Terry Tautolo (1983-84); Sanders Shiver (1984); Robin Sendlein (1985); *Dennis Fowlkes (1987); Scott Nicolas (1987); Mike Reichenbach (1990-91); Roosevelt Collins (1992); Brant Boyer (1994); Jeff Kopp (1995); Robert Jones (1998-00); Morlon Greenwood (2001-04)
- 53 – Tom Eerlandson (1966-67); Norm McBride (1969-70); Bob Matheson (1971-79); Rodell Thomas (1981); Ron Hester (1982-84); Jay Brophy (1984-86); Jack Squirek (1986); David Frye (1986-89); Ned Bolcar (1991-92); Aubrey Beavers (1994-95); Larry Izzo (1996-00); Renauld Williams (2004)
- 54 – Wahoo McDaniel (1966-68); Bob Bruggers (1968); Dale McCullers (1969); Ted Davis (1970); Howard Kindig (1972-73); Ralph Ortega (1979-80); Steve Potter (1981-82); Rodell Thomas (1983-84); Alex Moyer (1985-86); Johnny Taylor (1986); *Steve Lubischer (1987); Larry Kolc (1987-88); E.J. Junior (1989-91); Chuck Bulough (1993-94); Zach Thomas (1996-04)
- 55 – Jack Rudolph (1966); Randall Edmunds (1968-69); Irv Goode (1973-74); Earnie Rhone (1975-84); Hugh Green (1985-91); David Merritt (1993); Chris Singleton (1993-96); Ronnie Ward (1997); Junior Seau (2003-04)
- 56 – Bob Bruggers (1966-67); Jesse Powell (1969-73); Steve Towle (1975-80); Charles Bowser (1982-85); John Offerdahl (1986-93); Mike Crawford (1997-98); Twan Russell (2000-02); Derrick Pope (2004)
- 57 – John Bramlett (1967-68); Sean Clancy (1978); Mike Kolen (1970-75,1977); Dwight Stephenson (1980-87); *Scott Nicolas (1987); Tom Thayer (1993); Dion Foxx (1994-95); O.J. Brigrance (1997-99); Corey Moore (2001); Corey Jenkins (2003-04)
- 58 – Tom Goode (1966-69); Dale Farley (1971); Al Jenkins (1972); Bruce Bannon (1973-74); Kim Bokamper (1977-85); Rick Graf (1987); Chris Gaines (1988); Ilia Jarostchuk (1988); Tony Furjanic (1988); Krauss (1989); Mark Sander (1992); Jesse Solomon (1994); Antonio Armstrong (1995); O.J. Brigrance (1996); Scott Galyon (2000-02); Eddie Moore (2004)
- 59 – Jack Thornton (1966); Doug Swift (1970-75); Guy Roberts (1977); Steve Shull (1980); Bob Brudzinski (1981-89); John Grimsley (1991- 93); Dewayne Dotson (1994-95); Derrick Rodgers (1997-02); Billy Strother (2004)
- 60 – Carl Mauck (1970); Tom Wickert (1974); Don Reese (1976); Melvin Mitchell (1977-78); Jeff Toews (1979-85); *Duke Schamel (1987); Greg Clark (1989); Bert Weidner (1990-95); John Bock (1996-00); Spencer Folau (2001); Greg Jerman (2002-04)
- 61 – Ernie Park (1966); Fred Woodson (1967-69); Bob DeMarco (1970-71); Cleveland Green (1979); Thom Dornbrook (1980); Roy Foster (1982- 87); *Greg Cleveland (1987); Roy Foster (1987-90); Gene Williams (1991-92); Tim Ruddy (1994-03)
- 62 – Jim Langer (1970-79); Harry Galbreath (1988-92); Chris Gray (1993-96)
- 63 – Billy Neighbors (1966-69); Mark Dennard (1979-83); Larry Lee (1985); *Greg Ours (1987); Jeff Uhlenhake (1989-93); Cal Dixon (1996); Mark Dixon (1998-03)
- 64 – Ed Newman (1973-84); Houston Hoover (1994); Larry Chester (2002-04)
- 65 – Jim Higgins (1966); Jack Pyburn (1967-68); Mautly Moore (1972-74); Wally Pesuit (1977-78); Jeff Dellenbach (1985-87); *Bill Bealles (1987); Jeff Dellenbach (1987-94); Kevin Donnalley (1998-00); Troy Andrew (2001-02)
- 66 – Larry Little (1969-80); Larry Lee (1986); *Jim Gilmore (1987); Everett McIver (1996-97); Kevin Gogan (1999); Heath Irwin (2000-01); Jamie Nails (2002-03); Rex Hadnot (2004)
- 67 – Bob Kuechenberg (1970-84); Chris Ward (1986); Chris Conlin (1987); *Guy Goar (1987); Pat Swoopes (1991); Jeff Novak (1994); Barry Stokes (1998)
- 68 – Melvin Mitchell (1976); Eric Laakso (1978-84); Greg Koch (1986-87); *Louis Oubre (1987); Jim Huddleston (1987); Andrew Greene (1995); Mike Sheldon (1997-99); Seth McKinney (2002-04)
- 69 – Mike Lambrecht (1987-89); Keith Sims (1990-97); Taylor Whitley (2003-04)
- 70 – Jim Riley (1967-71); Larry Woods (1973); Tom Funchess (1974); Bill Windauer (1975); John Andrews (1975-76); Bob Simpson (1978); Bill Barnett (1980-85); Brian Sochia (1986-91); Eric Moore (1995); Mike Chalenski (1997); Harry Swayne (2001); John St. Clair (2004)
- 71 – Jack Pyburn (1966); Charlie Fowler (1967-68); John Boynton (1969); Frank Cornish (1970-71); Darryl Carlton (1975-76); Mike Current (1977-79); Burton Lawless (1981); Mike Charles (1983-86); *Scott Kehoe (1987); Bob Gruber (1987); Ethan Albright (1995); Dunstan Anderson (1997); Todd Wade (2000-03)
- 72 – Whit Canale (1966); Bill Keating (1967); Rudy Barber (1968); Bob Heinz (1969-77); Mike Fultz (1981); Richard Bishop (1982); Ronnie Lee (1984-87); *Steve Jacobson (1987); Ronnie Lee (1987-89); Tom McHale (1995); Barron Tanner (1997-98); Vernon Carey (2004)
- 73 – Norm Evans (1966-75); Bob Baumhower (1977-86); Greg Johnson (1988); Ron Heller (1993-95); Dario Romero (2002); Billy Yates (2003)
- 74 – John Richardson (1967-71); Randy Crowder (1974-76); Steve Young (1977); Cleveland Green (1980-86); Mark Dennis (1987); *Jeff Wiska (1987); Mark Dennis (1987-93); Ed Hawthorne (1995); Brent Smith (1997-02); Wade Smith (2003-04)

- 75 – Ken Rice (1966-67); Manny Fernandez (1968-75); Rick Dvorak (1977); Doug Betters (1978-87); Jeff Faulkner (1990); Dave Zawatson (1991); Shane Burton (1996-98); Damian Gregory (2000); Todd Perry (2001-03); Chidi Ahanotu (2004); Josh Shaw (2004)
- 76 – Tom Nomina (1966-68); Jeff Richardson (1969); Willie Young (1973); Ron Berger (1973); Don Reese (1974-75); John Alexander (1977-78); Rod Walters (1980); Mike Fultz (1981); Steve Clark (1982-85); Tom Toth (1986-89); Tim Irwin (1994); James Brown (1996-99); Marcus Spriggs (2001-02)
- 77 – Rich Zecher (1966-67); Doug Crusan (1968-74); A.J. Duhe (1977-84); *Stanley Scott (1987); Louis Cheek (1988-89); Karl Wilson (1990); Jeff Buckley (1996-98); Damion McIntosh (2004)
- 78 – Maxie Williams (1966-70); Wayne Mass (1971); Jim Dunaway (1972); Tom Drougas (1975-76); Carl Barisich (1977-80); Ken Poole (1981-82); Charles Benson (1983-84); Jerome Foster (1986); *Derek Wimberly (1987); Doug Marrone (1987); Alvin Powell (1989); Richmond Webb (1990-00); Jeno James (2004)
- 79 – Al Dotson (1966); Claude Brownlee (1967); Mike Current (1967); Jim Urbanek (1968); Wayne Moore (1970-78); Jon Giesler (1979-87); *Ike Readon (1987); Jon Giesler (1987-88); Donnie Gardner (1991); Larry Webster (1992-94); Billy Milner (1995-96); Kenny Mixon (1998-01); Ronald Flemmons (2004)
- 80 – Ed Cooke (1966-67); Bob Joswick (1968-69); Marv Fleming (1970-74); Jim McFarland (1975); Loaird McCreary (1976-78); Joe Rose (1980-85); *Lawrence Sampleton (1987); Ferrell Edmunds (1988-92); Irving Fryar (1993-95); Fred Barnett (1996-97); Brett Periman (1997); Kirby Dar Dar (1998); Horace Copeland (1998); Iheanyi Uwaezuoke (1998); Tony Martin (1999-00); James McKnight (2001-03)
- 81 – Howard Twilley (1966-76); Ike Hill (1976); Jimmy Cefalo (1978-84); *Mike Caterbone (1987); Scott Schwedes (1987-90); Randal Hill (1991); James Pruitt (1991); Robert Clark (1992); O.J. McDuffie (1993-01); Randy McMichael (2002-04)
- 82 – Doug Moreau (1966-69); Otto Stowe (1971-72); Bo Rather (1973); Mel Baker (1974); Cotton Speyrer (1975); Morris Owens (1975-76); Duriel Harris (1977-83); Fernanza Burgess (1984); Duriel Harris (1985); James Pruitt (1986-87); *Todd Feldman (1987); James Pruitt (1987-88); Andre Brown (1989-90); Scott Miller (1991-92); Mark Ingram (1993-94); Frank Wainright (1995-98); Larry Shannon (1999); Roell Preston (1999); Kevin McKenzie (1999); Jed Weaver (2000-02); Kendall Newson (2003); Bryan Gilmore (2004)
- 83 – Dave Kocourek (1966); Jim Cox (1968); Vern Den Herder (1972-82); Mark Clayton (1983-87); *Dameon Reilly (1987); Mark Clayton (1987-92); Scott Miller (1993-96); Brian Manning (1997); Hendrick Lusk (1998); Hunter Goodwin (1999-01); Albert Johnson (2002); Robert Baker (2002); Sam Simmons (2003); Wes Welker (2004)
- 84 – Earl Faison (1966); Ray Jacobs (1967-68); Bill Stanfill (1969-76); Bruce Hardy (1978-87); *Willie Smith (1987); Bruce Hardy (1987-89); Greg Baty (1990-94); Gary Clark (1995); Brett Carolan (1996); Troy Drayton (1996-99); Leslie Shepherd (2000); Chris Chambers (2001-04)
- 85 – John Holmes (1966); Nick Buoniconti (1969-76); Terry Anderson (1977-78); Bo Rather (1978); Jeff Groth (1979); Mark Dupre (1982-87); *Eddie Chavis (1987); Mark Dupre (1987-92); Ronnie Williams (1993-95); Lamar Thomas (1996-00); Desmond Clark (2002); Donald Lee (2003-04)
- 86 – Mel Branch (1966-68); Vern Den Herder (1971); Marlin Briscoe (1972-74); Freddie Solomon (1975-77); Ronnie Lee (1979-82); John Chesley (1984); *George Farmer (1987); Fred Banks (1987-90); Dennis McKinnon (1990); Fred Banks (1990-93); Eric Green (1995); Brett Carolan (1996); Qadry Ismail (1997); Oronde Gadsden (1998-03); Marty Booker (2004)
- 87 – John Roderick (1966-67); Jim Mertens (1969); Willie Richardson (1970); Andre Tillman (1975-78); Dan Johnson (1983-87); *Rich Siler (1987); *David Lewis (1987); James Pruitt (1990); Charles Henry (1991); Mike Williams (1991-95); Kirby Dar Dar (1996); Yatil Green (1997-99); Bert Emanuel (2000); Dedric Ward (2001-02)
- 88 – LaVerne Torczon (1966); Jim Mandich (1970-77); Elmer Bailey (1980-81); Vince Heflin (1982-85); Brian Kinchen (1988-90); Joel Williams (1987); Arthur Cox (1991); Keith Jackson (1992-94); Joe Planansky (1995); Charles Jordan (1996-98); Nate Jacquet (1998-99); Jeff Ogden (2000-01); Desmond Clark (2002); Cris Carter (2002); Derrius Thompson (2003-04)
- 89 – Karl Noonan (1966-71); Nat Moore (1974-86); *Leland Douglas (1987); David Lewis (1987); Tony Martin (1990-93); Randal Hill (1995-96); Ed Perry (1997-04)
- 90 – Bill Cronin (1966); Andy Hendel (1986); Eric Kumerow (1988-90); Marco Coleman (1992-95); Adewale Ogunleye (2000-01); Rob Burnett (2002-03); Jeff Zgonina (2004)
- 91 – Ed Judie (1984); Mack Moore (1985-86); Fred Robinson (1986); *Victor Morris (1987); Jeff Cross (1988-95); Lorenzo Bromell (1998-01); Jay Williams (2002-04)
- 92 – *Laz Chavez (1987); Nate Hill (1988); David Griggs (1989-93); Daryl Gardener (1996-01); Jeff Zgonina (2003)
- 93 – *Charles Bennett (1987); Cliff Odom (1990-93); William Gaines (1994); Trace Armstrong (1995-00); Adewale Ogunleye (2002-03); Mario Monds (2004)
- 94 – Larry Kolic (1986); *Tim Pidgeon (1987); Greg Mark (1990); Craig Veasey (1993-94); Steve Emtman (1995-96); Jermaine Haley (2000-02); Dario Romero (2003-04)
- 95 – T.J. Turner (1986-92); Tim Bowens (1994-04)
- 96 – David Marshall (1987); Alfred Oglesby (1990-92); Mike Golic (1993); Daniel Stubbs (1996-98); Rich Owens (1999-00); David Bowens (2001-04)
- 97 – John Bosa (1987-89); Jeff Hunter (1992-93); Tyoka Jackson (1994); Aaron Jones (1996);

- Ernest Grant (2000-01)
- 98 – Jackie Cline (1987-89); Shawn Lee (1990-91); Norman Hand (1996); Antoine Simpson (1999); Damian Gregory (2001); Henry Taylor (2001); Bryan Robinson (2004)
- 99 – Jimmy Hines (1969); George Little (1985-87); Rick Graf (1988-90); Chuck Klingbeil (1991-95); Jason Taylor (1997-04)

* - replacement player

ALL-TIME DRAFT CHOICES

1966 EXPANSION DRAFT

FROM BOSTON

Eddie Wilson	QB	Arizona
Billy Neighbors	G	Alabama
Ross O'Hanley	S	Boston College
Jack Rudolph	LB	Georgia Tech

FROM BUFFALO

Billy Joe	FB	Villanova
Bo Roberson	WR	Cornell
x-Jim Davidson	T	Ohio State
Howard Simpson	DT	Auburn

FROM DENVER

John McGeever	S	Auburn
---------------	---	--------

Ed Cooke	DE	Maryland
----------	----	----------

Tom Erlandson	LB	Washington St.
---------------	----	----------------

Tom Nomina	DT	Miami (Ohio)
------------	----	--------------

FROM HOUSTON

Norm Evans	T	Texas Christian
Tom Goode	C	Miss. State
Jack Spikes	FB	Texas Christian
Maxie Williams	T	SE Louisiana

FROM KANSAS CITY

Al Dotson	DT	Grambling
Mel Branch	DE	Louisiana St.
Frank Jackson	WR	So. Methodist
Ron Caveness	LB	Arkansas

FROM NEW YORK JETS

Wahoo McDaniel	LB	Oklahoma
Willie West	S	Oregon
Mike Hudock	C	Miami (Fla.)
LaVerne Torczon	DE	Nebraska

FROM OAKLAND

Rich Zecher	DT	Utah State
Dick Wood	QB	Auburn
Ken Rice	G	Auburn
Gene Mingo	K	No College

FROM SAN DIEGO

Dave Kocourek	TE	Wisconsin
Ernie Park	G	MacMurray
Jimmy Warren	CB	Illinois
Dick Westmoreland	CB	N.C. A&T

x-retired

1966

1a	x-Jim Grabowski (1)	RB	Illinois
1b	Rick Norton (2)	QB	Kentucky
2	Frank Emanuel (11)	LB	Tennessee
3	x-Larry Gagner (20)	G	Florida
4	x-Dick Leffridge (29)	RB	West Virginia
5	Grady Bolton (38)	DT	Miss. St.
6	x-Ed Weisacosky (47)	LB	Miami (Fla.)
7	x-Don Hansen (56)	LB	Illinois
8	Bob Petrella (65)	S	Tennessee

9	x-Bill Matan (74)	DE	Kansas St.
10	x-Pat Killorin (83)	C	Syracuse
11	Sam Price (92)	RB	Illinois
12	Howard Twilley (101)	WR	Tulsa
13	x-Ken Kramer (110)	TE	Minnesota
14	Phil Scoggin (119)	P	Texas A&M
15	Jerry Oliver (128)	T	SW Texas
16	Don Lorenz (137)	DE	Stephen F. Austin
17	x-Mike Bender (146)	G	Arkansas
18	x-Rick Kestner (155)	E	Kentucky
19	Doug Moreau (164)	TE	Louisiana St.
20	Jon Tooker (173)	CB	Adams State

x-signed with National Football League

1966 REDSHIRTED DRAFT

1	John Roderick	WR	So. Methodist
2	Harold Fulford	WR	Auburn
3	Jack Clancy	WR	Michigan
4	x-Jim Mankins	RB	Florida St.
5	x-Fritz Greenlee	TE	Arizona
6	Bill Darnall	WR	North Carolina
7	Don Williams	DE	Wofford
8	Jon Brittenum	QB	Arkansas
9	x-Craig Baynham	WR	Georgia Tech
10	x-Randy Winkler	T	Tarleton St.
11	Kai Anderson	C	Illinois

x-signed with National Football League

1967

1	Bob Griese (4)	QB	Purdue
2	Jim Riley (29)	DT	Oklahoma
3	TO DENVER for Cookie Gilchrist (58)		
4	Bob Greenlee (84)	DE	Yale
5a	TO DENVER for Cookie Gilchrist (110)		
5b	x-Gary Tucker (129)	RB	Chattanooga
	(from Buffalo for Jack Spikes)		
6	Bud Norris (138)	TE	Washington St.
7	Larry Seiple (163)	P/RB	Kentucky
8	TO OAKLAND for Bill Cronin (186)		
9	John Richardson (216)	DT	UCLA
10	Torn Beier (241)	S	Miami (Fla.)
11	Jack Pyburn (266)	T	Texas A&M
12a	y-Stan Juk (294)	LB	South Carolina
12b	y-Jim Whitaker (295)	CB	Missouri
	(from Denver for Jerry Oliver)		
13	TO BUFFALO for George Wilson, Jr. (318)		
14	Charlie Stikes (344)	CB	Kent State
15	Jake Ferro (372)	LB	Youngstown
16	Maurice Calhoun (397)	RB	Central Ohio
17	Larry Kissam (422)	T	Florida St.

x-taxi squad '67

y-entered medical school

1968

1a	Larry Csonka (8)	RB	Syracuse
----	------------------	----	----------

1b	Doug Crusan (27)	T	Indiana
	(from Cincinnati for John Stofa)		
2a	Jim Keyes (35)	LB	Mississippi
2b	Jim Cox (54)	TE	Miami (Fla.)
	(from Cincinnati for John Stofa)		
3a	Jim Urbanek (62)	DT	Mississippi
3b	Dick Anderson (73)	S	Colorado
	(from San Diego for John Brittenum)		
4	TO DENVER for John Bramlett (91)		
5	Jim Kllick (118)	RB	Wyoming
6a	Kim Hammond (142)	QB	Florida St.
	(from Denver in 7-man deal)		
6b	x- Jimmy Hines (146)	WR	Texas Southern
7	x- John Boynton (172)	T	Tennessee
8a	TO N.Y. JETS for Archie Roberts (200)		
8b	Randall Edmunds (217)	LB	Georgia Tech
	(from Oakland for Dave Kocourek)		
9a	Sam McDowell (226)	T	SW Missouri
9b	y-Tom Paciorek (240)	CB	Houston
	(from Houston for Billy Anderson)		
10	Joe Mirto (253)	T	Miami (Fla.)
11	Cornelius Cooper (280)	DE	Prairie View
12	Paul Paxton (307)	T	Akron
13	Bob Joswick (334)	DE	Tulsa
14	Ray Blunk (362)	TE	Xavier
15	Ken Corbin (388)	LB	Miami (Fla.)
16	Henry Still (416)	DT	Bethune-Cookman
17	Bill Nemeth (442)	C	Arizona

x - taxi squad '68

y - pro baseball

1969

1	Bill Stanfill (11)	DE	Georgia
2	Bob Heinz (37)	DT	Pacific
3	Mercury Morris (63)	RB	West Texas State
4	Norm McBride (89)	LB	Utah
5a	Willie Pearson (115)	WR	N.C. A&T
5b	Karl Kremser (128)	K	Tennessee
	(from Oakland for John Roderick)		
6	Ed Tuck (141)	G	Notre Dame
7a	John Egan (167)	C	Boston College
7b	John Kulka (174)	G	Penn State
	(from San Diego for Tom Erlandson)		
8	Bruce Weinstein (193)	TE	Yale
9	Jesse Powell (219)	LB	West Texas State
10	Jim Mertens (245)	TE	Fairmont St.
11	Mike Berdis (271)	DT	N. Dakota St.
12	Dale McCullers (297)	LB	Florida St.
13	Amos Ayres (323)	S	Arkansas AM & N
14	Glynn Thompson (349)	DT	Troy State
15	Chick McGeehan (375)	WR	Tennessee
16	Lloyd Mumphord (401)	CB	Texas Southern
17	Tom Krallman (427)	DE	Xavier

1970

1	TO CLEVELAND for Paul Warfield (3)		
2	Jim Mandich (29)	TE	Michigan
3	Tim Foley (55)	CB	Purdue
4	Curtis Johnson (81)	CB	Toledo
5	TO NEW ENGLAND in Buoniconti deal (107)		
6	Dave Campbell (132)	DE	Auburn
7	Jake Scott (159)	S	Georgia
8	Narvel Chavers (185)	RB	Jackson St.
9	Hubert Ginn (211)	RB	Florida A&M
10	Dick Nittinger (237)	G	Tampa
11	Brownie Wheless (263)	DT	Rice
12	Mike Kolen (289)	LB	Auburn
13	Dave Buddington (315)	RB	Springfield
14	Gary Brackett (341)	G	Holy Cross
15	Pat Hausar (367)	WR	East Tenn.

16	Charles Williams (393)	G	Tennessee St.
17	George Myles (419)	DT	Morris Brown

1971

1	TO BALTIMORE for Don Shula (22)		
2	Otto Stowe (47)	WR	Iowa State
3	Dale Farley (74)	LB	West Virginia
4	x-Joe Theismann (99)	QB	Notre Dame
5	TO PITTSBURGH for Willie Richardson (126)		
6	Dennis Coleman (151)	LB	Mississippi
7	Ron Dickerson (178)	CB	Kansas St.
8	TO PITTSBURGH for Bob DeMarco (203)		
9	Vern Den Herder (230)	DE	Central Iowa
10	Ron Maree (255)	DT	Purdue
11	Vic Surma (282)	T	Penn State
12	Leroy Byars (307)	RB	Alcorn A&M
13	Lonnie Hepburn (333)	CB	Texas Southern
14	David Vaughn (359)	TE	Memphis St.
15	Bob Richards (385)	G	California
16	Chris Myers (410)	WR	Kenyon
17	Curt Mark (437)	LB	Maryville, N.D.

x-signed with Canadian Football League

1972

1	x-Mike Kadish (25)	DT	Notre Dame
2	TO CLEVELAND for Bob Matheson (51)		
3	Gary Kosins (77)	RB	Dayton
4a	Larry Ball (91)	DE	Louisville
	(from San Diego for Carl Mauck)		
4b	Al Benton (103)	T	Ohio Univ.
5	Charlie Babb (129)	S	Memphis St.
6	y-Ray Nettles (155)	LB	Tennessee
7a	Bill Adams (161)	G	Holy Cross
	(from Demer for John Stofa)		
7b	Calvin Harrell (180)	RB	Arkansas St.
8	Craig Curry (207)	QB	Minnesota
9	Greg Johnson (233)	CB	Wisconsin
10	TO HOUSTON for Russell Price (259)		
11	Ed Jenkins (285)	WR	Holy Cross
12	Ashley Ball (311)	TE	Purdue
13	Archy Robinson (337)	CB	Hillsdale
14	Willie Jones (362)	LB	Tampa
15	Bill Davis (389)	DT	Wm. & Mary
16	Al Hannah (415)	WR	Wisconsin
17	Vern Brown (441)	S	Western Mich.

x-taxi squad '72

y-signed with Canadian Football League

1973

1	TO BUFFALO for Marlin Briscoe (26)		
2	x-Chuck Bradley (52)	C	Oregon
3	Leon Gray (78)	T	Jackson St.
4	Bo Rather (104)	WR	Michigan
5a	y- Don Strock (111)	QB	Virginia Tech
	(from Buffalo in Frank Cornish deal)		
5b	Dave McCurry (130)	CB	Iowa State
6	Ed Newman (156)	G	Duke
7a	Kevin Reilly (160)	LB	Villanova
	(from New England for Wayne Mass)		
7b	Ben Shephard (163)	RB	Arkansas Tech
	(from New England for Bill Griffin)		
7c	Willie Hatter (178)	WR	Northern Ill.
	(from Cleveland for Bob DeMarco)		
7d	Tom Smith (182)	RB	Miami (Fla.)
8	Archie Pearson (206)	DE	N.E. Oklahoma
9	Karl Lorch (234)	DE	Southern Cal.
10	Ron Fernandes (260)	DE	Eastern Mich.
11	Chris Kete (286)	G	Boston College
12	Mike Mullen (312)	LB	Tulane
13	Joe Booker (338)	RB	Miami (Ohio)

14	Greg Boyd (364)	RB	Arizona
15	Bill Palmer (389)	TE	St. Thomas
16	James Jackson (416)	DE	Norfolk St.
17	Charley Wade (442)	WR	Tennessee St.
	x-injured reserve '73	y-taxi squad '73	

1974

1	Don Reese (26)	DE	Jackson St.
2a	y- Andre Tillman (38)	TE	Texas Tech
	(from Green Bay for Jim Del Gaizo)		
2b	Benny Malone (47)	RB	Arizona St.
	(from Dallas in Otto Stowe deal)		
2c	Jeris White (52)	CB	Hawaii
3	Nat Moore (78)	WR	Florida
4	x-Bill Stevenson (104)	DT	Drake
5	x-Cleveland Vann (130)	LB	Oklahoma St.
6a	Randy Crowder (136)	DT	Penn State
	(from Baltimore in Hubert Ginn deal)		
6b	x-Bob Wolfe (156)	T	Nebraska
7a	Carl Swierc (164)	WR	Rice
	(from New Orleans for Jeff White)		
7b	Joe Sullivan (182)	T	Boston College
8	Mel Baker (206)	WR	Texas Southern
9a	Tom Wickert (212)	T	Washington St.
	(from Chicago for Dave McCurry)		
9b	x-Bob Lally (234)	LB	Cornell
10	x-Gary Valbuena (260)	QB	Tennessee
11	Gerry Roberts (286)	DE	UCLA
12	Jim Revels (312)	S	Florida
13	x- Clayton Heath (338)	RB	Wake Forest
14	Sam Johnson (364)	LB	Arizona St.
15	Larry Cates (390)	CB	Western Mich.
16	Jesse Wolf (416)	DT	Prairie View
17	Ken Dickerson (442)	CB	Tuskegee

x-signed with World Football League y-injured reserve '74

1975

1	Darryl Carlton (23)	T	Tampa
2a	Fred Solomon (36)	WR	Tampa
	(from Green Bay for Jim Del Gaizo)		
2b	Stan Winfrey (49)	RB	Arkansas St.
3	Gerald Hill (75)	LB	Houston
4	Bruce Elia (100)	LB	Ohio State
5a	Morris Owens (106)	WR	Arizona St.
	(from N.Y. Giants for Henry Stuckey)		
5b	Barry Hill (127)	S	Iowa State
6a	Steve Towle (143)	LB	Kansas
	(from N.Y. Jets for Larry Woods)		
6b	TO N.Y. JETS for John Mooring (153)		
7	Phillip Kent (179)	RB	Baylor
8	Barney Crawford (205)	DT	Harding
9	James Wilson (231)	G	Clark
10a	Clyde Russell (239)	RB	Oklahoma
	(from Chicago for Charley Wade)		
10b	Joe Jackson (256)	TE	Penn State
	(from Washington for Howard Kindig)		
10c	Joe Danelo (257)	K	Washington St.
11	John Dilworth (283)	CB	NW St. (La.)
12	Joe Yancey (309)	T	Henderson
13	Leonard Isabel (334)	WR	Tulsa
14a	James Lewis (338)	CB	Tennessee St.
	(from N.Y. Giants for Ed Jenkins)		
14b	Jack Graham (361)	QB	Colorado St.
15	Skip Johns (387)	RB	Carson-Newman
16	Vernon Smith (413)	C	Georgia
17	Dwayne Copeland (439)	RB	Middle Tenn.

1976

1a	Larry Gordon (17)	LB	Arizona St.
	(from Washington for Joe Theismann)		
1b	x- Kim Bokamper (18)	LB	San Jose St.
2	Loaird McCreary (49)	TE	Tennessee St.
3	Duriel Harris (80)	WR	New Mexico St.
4a	Melvin Mitchell (96)	G	Tennessee St.
	(from Detroit for Larry Ball)		
4b	TO PHILADELPHIA for Norm Bulaich (111)		
5	TO DETROIT with Larry Ball (145)		
6	Gary Davis (174)	RB	Cal Poly-SLO
7a	Joe Ingersoll (185)	G/T	Nev.-Las Vegas
	(from New Orleans for Mel Baker)		
7b	Johnny Owens (200)	DE	Tennessee St.
8	Bob Simpson (230)	DT	Colorado
9	y- Norris Thomas (257)	CB	Southern Miss.
10a	Gary Fencik (281)	S	Yale
	(from Washington for Karl Lorch)		
10b	Don Testerman (282)	RB	Clemson
11	Dexter Pride (312)	RB	Minnesota
12a	Randy Young (338)	T	Iowa State
12b	Darryl Brandford (341)	DT	Northwestern
	(from St. Louis for Rodrigo Barnes)		
13	Bernie Head (366)	C	Tulsa
14	Bob Gissler (395)	LB	S. Dakota St.
15	Ron Holmes (423)	RB	Utah State
16	Mike Green (450)	P/WR	Ohio Univ.
17	z-Jeff Grantz (480)	QB	South Carolina
	x-injured reserve '76 y-quit camp '76, active roster '77		
	z-remained at South Carolina as coach		

1977

1	A.J. Duhe (13)	DE	Louisiana St.
2	Bob Baumhower (40)	DT	Alabama
3a	TO HOUSTON for Ken Ellis (70)		
3b	Mike Watson (71)	T	Miami (Ohio)
	(from Chicago for Bo Rather)		
4	TO WASHINGTON in Jake Scott deal (97)		
5a	Mike Michel (113)	P/K	Stanford
	(from Tampa Bay for Ray Nettles' rights)		
5b	Leroy Harris (123)	RB	Arkansas St.
6	TO N.Y. GIANTS for Andy Selfridge (153)		
7	Bruce Herron (180)	LB	New Mexico
8	Horace Perkins (207)	CB	Colorado
9	Robert Turner (237)	RB	Oklahoma St.
10	Mark Carter (264)	T	Eastern Mich.
11	John Alexander (291)	DE	Rutgers
12	Terry Anderson (321)	WR	Bethune-Cookman

1978

1	TO SAN FRAN. in Delvin Williams deal (24)		
2	Guy Benjamin (51)	QB	Stanford
3a	Lyman Smith (64)	DT	Duke
	(from N.Y. Giants for Larry Csonka)		
3b	Jimmy Cefalo (81)	WR	Penn State
4a	Gerald Small (93)	CB	San Jose St.
	(from Cleveland for Paul Warfield)		
4b	Eric Laakso (106)	T	Tulane
5a	Ted Burgmeier (111)	S	Notre Dame
	(from Tampa Bay for Jeris White)		
5b	TO SAN FRAN. in Delvin Williams deal (133)		
6	Doug Betters (163)	DE	Nevada-Reno
7a	Karl Baldischwieler (178)	T	Oklahoma
	(from Cleveland for Paul Warfield)		
7b	Lloyd Henry (190)	WR	NE Missouri
8	Sean Clancy (217)	LB	Amherst
9	Bruce Hardy (247)	TE	Arizona St.
10	x- Mark Dennard (274)	C	Texas A&M
11	TO SEATTLE for Carl Barisich (301)		

12a	Mike Moore (331)	RB	Middle Tenn.
12b	Bill Kenney (333)	QB	Northern Colo.
	(from Denver for Jim Kiick)		

x-injured reserve '78

1979

1	Jon Giesler (24)	T	Michigan
2	Jeff Toews (53)	G	Washington
3a	Tony Nathan (61)	RB	Alabama
	(from Tampa Bay for Randy Crowder)		
3b	Mel Land (63)	LB	Michigan St.
	(from N.Y. Giants for Larry Csonka)		
3c	Ronnie Lee (65)	TE	Baylor
	(from New Orleans for Don Reese)		
3d	TO ATLANTA for Ralph Ortega (79)		
4	Steve Howell (107)	RB	Baylor
5	Don Bessillieu (134)	S	Georgia Tech
6	Steve Lindquist (162)	G	Nebraska
7	Uwe von Schamann (189)	K	Oklahoma
8a	Jeff Groth (206)	WR	Bowling Green
	(from Washington for Jim Mandich)		
8b	Glenn Blackwood (215)	S	Texas
	(from Denver for Jim Kiick)		
8c	TO TAMPA BAY for Council Rudolph (217)		
9	Jeff Weston (244)	DT	Notre Dame
10a	Jerome Stanton (258)	CB	Michigan St.
	(from Detroit for Karl Baldischwiler)		
10b	Mike Kozlowski (272)	S	Colorado
11	Mike Blanton (299)	DE	Georgia Tech
12	Larry Fortner (327)	QB	Miami (Ohio)

1980

1	Don McNeal (21)	CB	Alabama
2	Dwight Stephenson (48)	C	Alabama
3	Bill Barnett (75)	DE	Nebraska
4	Elmer Bailey (100)	WR	Minnesota
5	TO WASHINGTON in Benny Malone deal (132)		
6	Eugene Byrd (158)	WR	Michigan St.
7	Joe Rose (186)	TE	California
8a	Jeff Allen (212)	CB	Calif.-Davis
8b	David Woodley (214)	QB	Louisiana St.
	(from Washington for Jim Mandich)		
9	Mark Goodspeed (239)	T	Nebraska
10a	Doug Lantz (271)	C	Miami (Ohio)
10b	Ben Long (272)	LB	South Dakota
	(from Philadelphia, past considerations)		
11a	Phil Driscoll (279)	DE	Mankato St.
	(from San Francisco for Charles Cornelius)		
11b	TO PHILADELPHIA, past considerations (298)		
12	Chuck Stone (325)	G	N. Carolina St.

1981

1	x-David Overstreet (13)	RB	Oklahoma
2a	TO LOS ANGELES in Bob Brudzinski deal (43)		
2b	Andra Franklin (56)	FB	Nebraska
	(from Los Angeles in Bob Brudzinski deal)		
3	TO LOS ANGELES in Bob Brudzinski deal (69)		
4a	Sam Greene (84)	WR	Nev.-Las Vegas
	(from New Orleans for Guy Benjamin)		
4b	Brad Wright (96)	QB	New Mexico
5a	Ken Poole (126)	DE	NE Louisiana
5b	Tom Vigorito (138)	RB	Virginia
	(from Philadelphia for Leroy Harris)		
6a	x-Mack Moore (152)	DE	Texas A&M
6b	Fulton Walker (154)	CB	West Virginia
	(from Minnesota in Jim Langer deal)		
7	Mike Daum (179)	T	Cal Poly-SLO
8	y-William Judson (206)	CB	S. Carolina St.

9	John Noonan (235)	WR	Nebraska
10	Steve Folsom (261)	TE	Utah
11	Jim Jensen (291)	QB	Boston Univ.
12	John Alford (318)	DT	S. Carolina St.

x-signed with Canadian Football League

y-injured reserve '81

1982

1	Roy Foster (24)	G/T	Southern Cal
2	Mark Duper (52)	WR	NW St. (La.)
3	Paul Lankford (80)	CB	Penn State
4	Charles Bowser (108)	LB	Duke
5a	Bob Nelson (120)	DT	Miami (Fla.)
	(from Minnesota in Jim Langer deal)		
5b	Rich Diana (136)	FB	Yale
6a	Thomas Tutson (161)	CB	S. Carolina St.
	(from San Diego for George Roberts)		
6b	Ron Hester (164)	LB	Florida St.
7a	Dan Johnson (170)	TE	Iowa State
	(from New Orleans for Guy Benjamin)		
7b	Larry Cowan (192)	RB	Jackson St.
8	Tate Randle (220)	S	Texas Tech
9a	Steve Clark (239)	DE	Utah
	(from Detroit for Steve Towle)		
9b	Mack Boatner (248)	RB	SE Louisiana
10a	Robin Fisher (271)	LB	Florida
	(from Philadelphia for Steve Howell)		
10b	Wayne Jones (276)	C/T	Utah
11	Gary Crum (303)	T	Wyoming
12	Mike Rodrigue (331)	WR	Miami (Fla.)

1983

1	Dan Marino (27)	QB	Pittsburgh
2	Mike Charles (55)	DT	Syracuse
3a	Charles Benson (76)	DE	Baylor
	(from Houston in '83 draft trade-up)		
3b	TO HOUSTON in '83 draft trade-up (83)		
4	TO L.A. RAMS for Eddie Hill (111)		
5	TO HOUSTON in '83 draft trade-up (139)		
6	Reggie Roby (167)	P	Iowa
7	Keith Woetzel (195)	LB	Rutgers
8	Mark Clayton (223)	WR	Louisville
9	Mark Brown (250)	LB	Purdue
10	Anthony Reed (278)	RB	S. Carolina St.
11	Joe Lukens (306)	G	Ohio State
12	x-Anthony Carter (334)	WR	Michigan

x-previously had signed with United States Football League

1984

1a	Jackie Shipp (14)	LB	Oklahoma
	(from Buffalo in '84 draft trade-up)		
1b	TO BUFFALO in '84 draft trade-up (26)		
2	Jay Brophy (53)	LB	Miami (Fla.)
3a	TO BUFFALO in '84 draft trade-up (79)		
	(from Pittsburgh in David Woodley deal)		
3b	TO BUFFALO in '84 draft trade-up (82)		
4	Joe Carter (109)	RB	Alabama
5	Dean May (138)	QB	Louisville
6	Rowland Tatum (165)	LB	Ohio State
7	Bernard Carvalho 194	G/T	Hawaii
8	x-Ron Landry (221)	FB	McNeese St.
9	Jim Boyle (250)	G/T	Tulane
10	John Chesley (277)	TE	Oklahoma St.
11	Bud Brown (305)	S	Southern Miss.
12a	William Devane (320)	DT	Clemson
12b	Mike Weingrad (333)	LB	Illinois
	(from San Francisco for Tom Orosz)		

x-injured reserve '84

1984 USFL SUPPLEMENTAL DRAFT

1	Danny Knight (26)	WR	Mississippi State (from N.J. Generals)
2	Dewey Forte (53)	DE	Bethune-Cookman (from L.A. Express)
3	Duan Hanks (82)	WR	Stephen F. Austin (from Philadelphia Stars)

1985

1	Lorenzo Hampton (27)	RB	Florida
2	TO SAN DIEGO for Pete Johnson (55)		
3a	George Little (65)	DT	Iowa (from Philadelphia for Mark Dennard)
3b	Alex Moyer (83)	LB	Northwestern
4a	Mike Smith (91)	CB	Texas-El Paso (from Cleveland for Duriel Harris)
4b	Jeff Dellenbach (111)	T	Wisconsin
5	TO DENVER for Larry Evans (139)		
6a	George Shorthose (145)	WR	Missouri (from Atlanta in Gerald Small deal)
6b	Ron Davenport (167)	FB	Louisville
7	Fuad Reveiz (195)	K	Tennessee
8	Dan Sharp (223)	TE	Texas Christian
9	Adam Hinds (251)	S	Oklahoma St.
10	Mike Pendleton (279)	CB	Indiana
11	Mike Jones (307)	RB	Tulane
12	Ray Noble (335)	CB	California

1986

1	TO TAMPA BAY in Hugh Green deal (25)		
2a	TO TAMPA BAY in Hugh Green deal (40)		
	(from Minnesota in Anthony Carter deal)		
2b	John Offerdahl (52)	LB	Western Michigan
3	T.J. Turner (81)	DT	Houston
4	James Pruitt (107)	WR	Cal-State Fullerton
5	Kevin Wyatt (136)	CB	Arkansas
6	Brent Sowell (163)	DT	Alabama
7	Larry Kolic (193)	LB	Ohio State
8	John Stuart (218)	T	Texas
9	Reyna Thompson (247)	CB	Baylor
10	Jeff Wickersham (274)	QB	Louisiana St.
11	Arnold Franklin (303)	TE	No. Carolina
12	Rickey Isom (329)	FB	N. Carolina St.

1987

1a	TO MINNESOTA in '87 draft trade-down (14)		
1b	John Bosa (16)	DE	Boston College (from Minnesota in '87 draft trade-down)
2a	Rick Graf (43)	LB	Wisconsin
2b	Scott Schwedes (56)	WR	Syracuse (from N.Y. Giants through St. Louis in '87 draft trade-up)
3	TO ST. LOUIS in '87 draft trade-up (70)		
4	Troy Stradford (99)	RB	Boston College
5a	TO ST. LOUIS in '87 draft trade-up (126)		
5b	TO KANSAS CITY in '87 draft trade-down (128)		
	(from Minnesota in '87 draft trade-down)		
5c	Chris Conlin (132)	T/G	Penn State (from Kansas City in '87 draft trade-down)
6	Lance Sellers (155)	LB	Boise State
7	Tom Brown (182)	FB	Pittsburgh
8a	Joel Williams (210)	TE	Notre Dame
8b	Mark Dennis (212)	T	Illinois (from Kansas City in '87 draft trade-down)
9	Tim Pidgeon (237)	LB	Syracuse
10	Bobby Taylor (266)	CB	Wisconsin
11	Terance Mann (293)	DE	So. Methodist
12	x-Jim Karsatos (322)	QB	Ohio State

x-injured reserve '87

1988

1	Eric Kumerow (16)	DE	Ohio State
2	Jarvis Williams (42)	S	Florida
3	Ferrell Edmunds (73)	TE	Maryland
4	Greg Johnson (99)	T	Oklahoma
5	Rodney Thomas (126)	CB	Brigham Young
6a	x-Melvin Bratton (153)	FB	Miami (Fla.)
6b	George Cooper (156)	FB	Ohio State (from Minnesota for Greg Koch)
7	Kerwin Bell (180)	QB	Florida
8a	Harry Galbreath (212)	G	Tennessee
8b	Louis Cheek (220)	T	Texas A&M (from Denver for Larry Lee)
9	Jeff Cross (239)	DE	Missouri
10	Artis Jackson (266)	DT	Texas Tech
11	Tom Kelleher (292)	FB	Holy Cross
12	Brian Kinchen (320)	TE	Louisiana St.

x-injured/unsigned '88

1989

1a	Sammie Smith (9)	RB	Florida State
1b	Louis Oliver (25)	S	Florida (from Chicago in '89 draft trade-up)
2	TO CHICAGO in '89 draft trade-up (36)		
3	TO CHICAGO in '89 draft trade-up (65)		
4	David Holmes (92)	CB	Syracuse
5	Jeff Uhlenhake (121)	C	Ohio State
6	Wes Pritchett (147)	LB	Notre Dame
7	Jim Zdelar (176)	T	Youngstown St.
8	Pete Stoyanovich (203)	K	Indiana
9	x-Dana Batiste (232)	LB	Texas A&M
10a	Deval Glover (259)	WR	Syracuse
10b	Greg Ross (275)	DT	Memphis State (from Minnesota for Greg Koch)
11	y-Bert Weidner (288)	DT	Kent State
12	J.B. Brown (315)	CB	Maryland

x-injured reserve '89

y-developmental squad '89

1990

1	Richmond Webb (9)	T	Texas A&M
2	Keith Sims (39)	G	Iowa State
3	Alfred Oglesby (66)	NT	Houston
4	Scott Mitchell (93)	QB	Utah
5a	TO DALLAS for Scott Secules (120)		
5b	x-Leroy Holt (137)	FB	Southern Cal (from Washington in '90 draft trade-up)
6	y-Sean Vanhorne (151)	CB	Howard
7	TO CLEVELAND in '90 draft trade-down (178)		
8	Thomas Woods (205)	WR	Tennessee
9	Phil Ross (231)	TE	Oregon State
10	TO WASHINGTON in '90 draft trade-up (262)		
11	TO SAN FRANCISCO in Tim McKyer deal (289)		
12	Bobby Harden (315)	S	Miami (Fla.)

x-injured reserve '90

y-physically unable to perform '90

1991

1	Randal Hill (23)	WR	Miami (Fla.)
2	TO SAN FRANCISCO in Tim McKyer deal (45)		
3a	Aaron Craver (60)	RB	Fresno State (from Atlanta in Tim McKyer deal)
3b	TO HOUSTON for John Grimsely (79)		
4	TO WASHINGTON in '90 trade-up (103)		
5a	Bryan Cox (113)	LB	Western Illinois (from Cleveland in '90 trade-down)
5b	Gene Williams (121)	G	Iowa State (from Green Bay in '91 draft trade-up)
5c	TO GREEN BAY in '91 draft trade-up (135)		
6	TO GREEN BAY in '91 draft trade-up (164)		
7	Chris Green (191)	CB	Illinois

8	Roland Smith (220)	CB	Miami (Fla.)
9	Scott Miller (246)	WR	UCLA
10	Michael Titley (275)	TE	Iowa
11	Ernie Rogers (302)	T	California
12	Joe Brunson (331)	DT	Chattanooga

1992

1a	Troy Vincent (7)	CB	Wisconsin (from Phoenix for Randal Hill)
1b	Marco Coleman (12)	LB	Georgia Tech
2	x- Eddie Blake (43)	G	Auburn
3	Larry Webster (70)	DE	Maryland
4	Dwight Hollier (97)	LB	North Carolina
5	Christopher Perez (124)	T	Kansas
6	Roosevelt Collins (155)	LB	Texas Christian
7a	TO ATLANTA in '92 draft trade-down (182)		
7b	TO L.A. RAIDERS in '92 draft trade-down (185)		(from Atlanta in '92 draft trade-down)
7c	Dave Moore (191)	TE	Pittsburgh (from L.A. Raiders in '92 draft trade-down)
8	Andre Powell (209)	LB	Penn State
9	Tony Tellington (236)	CB	Youngstown St.
10	Raoul Spears (267)	RB	Southern Cal
11a	Lee Miles (294)	WR	Baylor
11b	Mark Barsotti (296)	QB	Fresno State (from L.A. Raiders in '92 draft trade-down)
12a	Milton Biggins (322)	TE	West. Kentucky
12b	Kameno Bell (328)	RB	Illinois (from Atlanta in '92 draft trade-down)

x - Non Football Injury '92

1993

1	O.J. McDuffie (25)	WR	Penn State
2	TO NEW ENGLAND in Irving Fryar deal (52)		
3	Terry Kirby (78)	RB	Virginia
4	Ronnie Bradford (105)	CB	Colorado
5	Chris Gray (132)	T	Auburn
6	Robert O'Neal (164)	S	Clemson
7	David Merritt (191)	LB	N. Carolina St.
8	Dwayne Gordon (218)	LB	New Hampshire

1994

1a	TO GREEN BAY in '94 trade-down (16)		
1b	Tim Bowens (20)	DT	Mississippi (from Green Bay in '94 draft trade-down)
2a	Aubrey Beavers (54)	LB	Oklahoma
2b	Tim Ruddy (65)	C	Notre Dame (from Arizona in '94 trade-up)
3	TO ARIZONA in '94 trade-up (89)		(from Green Bay in '94 draft trade-down)
4a	Ronnie Woolfork (112)	LB	Colorado (from Cleveland for G Gene Williams)
4b	TO ARIZONA in '94 trade-up (115)		(from San Diego for WR Tony Martin)
4c	TO ARIZONA in '94 trade-up (121)		
5	William Gaines (147)	DT	Florida
6	Brant Boyer (177)	LB	Arizona
7	Sean Hill (214)	CB	Montana St.

1995

1	Billy Milner (25)	T	Houston
2a	Andrew Greene (53)	G	Indiana (from Green Bay in Ingram-Jackson deals)
2b	TO CHICAGO in Trace Armstrong deal (56)		
3	TO CHICAGO in Trace Armstrong deal (87)		
4a	TO GREEN BAY in Keith Jackson deal (117)		(from Green Bay for Mark Ingram)
4b	Pete Mitchell (122)	TE	Boston College
5	Norman Hand (158)	DT	Mississippi
6	Jeff Kopp (194)	LB	Southern Cal

7a	Corey Swinson (233)	DT	Hampton
7b	x-Shannon Myers (246)	WR	Lenoir-Rhyne (compensatory pick from NFL)

x - Physically Unable To Perform '95

1996

1	Daryl Gardener (20)	DE	Baylor
2a	TO DALLAS in '96 trade-down (49)		
2b	TO JACKSONVILLE in '96 trade-down (60)		(from Dallas in '96 trade-down)
3a	Dorian Brew (79)	CB	Kansas (from Jacksonville in '96 trade-down)
3b	Karim Abdul-Jabbar (80)	RB	UCLA
4a	TO KANSAS CITY in '96 trade-down (98)		(from Jacksonville in '96 trade-down)
4b	TO JACKSONVILLE in '96 trade-down (99)		(from Dallas in '96 trade-down)
4c	Kirk Pointer (113)	CB	Austin Peay (from Kansas City in '96 trade-down)
4d	Stanley Pritchett (118)	FB	South Carolina
4e	LaCurtis Jones (125)	LB	Baylor (from Kansas City in '96 trade-down)
5a	Jerris McPhail (134)	RB	East Carolina (from Jacksonville in '96 trade-down)
5b	Shane Burton (150)	DE	Tennessee (from Jacksonville in '96 trade-down)
5c	Zach Thomas (154)	LB	Texas Tech
6	Shawn Wooden (189)	S	Notre Dame
7a	Jeff Buckley (230)	T	Stanford
7b	Brice Hunter (251)	WR	Georgia (compensatory pick from NFL)

1997

1	x- Yatil Green (15)	WR	Miami (Fla.)
2	Sam Madison (44)	CB	Louisville
3a	Jason Taylor (73)	DE	Akron
3b	Derrick Rodgers (92)	LB	Arizona State (compensatory pick from NFL)
3c	Ronnie Ward (93)	LB	Kansas (compensatory pick from NFL)
3d	y- Brent Smith (96)	T	Mississippi St. (compensatory pick from NFL)
4a	TO ST. LOUIS in '97 trade-down (112)		
4b	Jerome Daniels (121)	G	Northeastern (from St. Louis in '97 trade-down)
4c	TO OAKLAND in '97 trade-down (123)		(from San Francisco for RB Terry Kirby)
5a	TO N.Y. JETS for T James Brown (145)		
5b	Barron Tanner (149)	DT	Oklahoma (from Kansas City for K Pete Stoyanovich)
5c	Nicholas Lopez (157)	DE	Texas Southern (from Oakland in '97 trade-down)
6a	John Fiala (166)	LB	Washington (from Oakland in '97 trade-down)
6b	Brian Manning (170)	WR	Stanford (from St. Louis in '97 trade-down)
6c	Mike Crawford (173)	LB	Nevada (from St. Louis in '97 trade-down)
6d	Ed Perry (177)	TE	James Madison
7a	Hudhaifa Ismaeli (203)	CB	Northwestern (from Oakland in '97 trade-down)
7b	TO KANSAS CITY in '96 trade-down (214)		

x - Injured Reserve '97 y - did not appear in a game '97

1998

1a	TO GREEN BAY in '98 trade-down (19)		
1b	John Avery (29)	RB	Mississippi (from Green Bay in '98 trade-down)
2a	Patrick Surtain (44)	CB	Southern Miss. (from Carolina for 1st-round pick in 2000)

- 2b **Kenny Mixon** (49) DE LSU
 2c TO DETROIT in '98 trade-down (60)
 (from Green Bay in '98 trade-down)
- 3a Brad Jackson (79) LB Cincinnati
 (from Detroit in '98 trade-down)
- 3b x-**Larry Shannon** (82) WR East Carolina
- 4a **Lorenzo Bromell** (102) DE Clemson
 (from Philadelphia in '98 trade-up)
- 4b TO PHILADELPHIA in '98 trade-up (112)
- 5a TO PHILADELPHIA in '98 trade-up (142)
- 5b Scott Shaw (143) G Michigan State
 (from Detroit in '98 trade-down)
- 6a Nathan Strikwerda (171) C Northwestern
- 6b John Dutton (172) QB Nevada
 (from Detroit in '98 trade-down)
- 7 Jim Bundren (210) G Clemson

x - Injured Reserve '98

1999

- 1a TO SAN FRANCISCO in '99 draft trade-down (24)
- 1b TO DETROIT in '99 draft trade-down (27)
- 2a **J.J. Johnson** (39) RB Mississippi State
 (from Detroit in '99 draft trade-down)
- 2b **Rob Konrad** (43) FB Syracuse
 (from Kansas City in '99 draft trade-up)
- 2c TO KANSAS CITY in '99 draft trade-up (54)
- 3a TO DETROIT in '99 draft trade-down(70)
 (from Detroit in '99 draft trade-down)
- 3b x-**Grey Ruegamer** (72) C Arizona State
 (from Detroit in '99 draft trade-down)
- 3b TO KANSAS CITY in '99 draft trade-up (84)
- 4 TO MINNESOTA for signing TE Hunter Goodwin (120)
- 5a **Cecil Collins** (134) RB McNeese State
 (from San Francisco in '99 draft trade-down)
- 5b Bryan Jones (142) LB Oregon State
 (from Detroit in '99 draft trade-down)
- 5c TO SAN FRANCISCO for G Kevin Gogan (157)
- 6 **Brent Bartholomew** (192) P Ohio State
- 7a TO N.Y. GIANTS for RB Tyrone Wheatley (231)
- 7b y-**Jermaine Haley** (232) DT Butte College
 (from Detroit in '99 draft trade-down)
- 7c z-**Joe Wong** (244) T Brigham Young
 (compensatory pick from NFL)

x-did not appear in a game in '99; y-previously under contract with
 CFL; z-injured reserve '99

2000

- 1 TO CAROLINA in '98 draft trade-up (23)
- 2 **Todd Wade** (53) T Mississippi
- 3 **Ben Kelly** (84) CB Colorado
- 4 **Deon Dyer** (117) FB North Carolina
- 5 **Arturo Freeman** (152) S South Carolina
- 6a **Ernest Grant** (167) DT Arkansas-Pine Bluff
 (from Cleveland for RB Karim Abdul-Jabbar)
- 6b TO KANSAS CITY in '99 draft trade-down (188)
- 7a TO SAN FRANCISCO for QB Jim Druckenmiller
 (230)
- 7b x-**Jeff Harris** (232) CB Georgia
 (from Chicago for P Brent Bartholomew)

x-injured reserve '00

2001

- 1 **Jamar Fletcher** (26) CB Wisconsin
- 2a **Chris Chambers** (52) WR Wisconsin
 (from Indianapolis through Dallas in '01 draft trade-up)
- 2b TO DALLAS in '01 draft trade-up (56)
- 3a **Travis Minor** (85) RB Florida State
- 3b **Morlon Greenwood** (88) LB Syracuse
 (from Philadelphia in '01 draft trade-up)

- 4 TO DALLAS in '01 draft trade-up (122)
- 5 **Shawn Draper** (156) T Alabama
- 6a Brandon Winey (164) T Louisiana State
 (from San Diego for WR Nate Jacquet)
- 6b Josh Heupel (177) QB Oklahoma
 (from Washington for DT Barron Tanner)
- 6c Otis Leverette (187) DE Alabama-Birmingham
 (from Philadelphia in '01 draft trade-up)
- 6d Rick Crowell (188) LB Colorado State
- 7a TO CHICAGO for TE Alonzo Mayes (208)
 (from Chicago for P Brent Bartholomew)
- 7b TO WASHINGTON for P Matt Turk (224)

2002

- 1 TO NEW ORLEANS in RB Ricky Williams deal (25)
- 2 TO PHILADELPHIA in '01 draft trade-up (59)
- 3 **Seth McKinney** (90) C Texas A&M
- 4a **Randy McMichael** (114) TE Georgia
 (from New Orleans in RB Ricky Williams deal)
- 4b TO NEW ORLEANS in RB Ricky Williams deal (125)
- 5a **Omare Lowe** (161) CB Washington
- 5b **Sam Simmons** (170) WR Northwestern
 (compensatory pick from NFL)
- 6 TO CHICAGO in QB Cade McNown deal (199)
- 7a TO DALLAS for WR Jeff Ogden (237)
- 7b x-**Leonard Henry** (241) RB East Carolina
 (from Chicago in QB Cade McNown deal)

x-did not appear in a game in '02

2003

- 1 TO NEW ORLEANS in RB Ricky Williams deal (18)
- 2 z-**Eddie Moore** (49) LB Tennessee
- 3a **Wade Smith** (78) T Memphis
 (from New England for 2nd-round pick in 2004)
- 3b x-**Taylor Whitley** (87) G Texas A&M
- 4 TO CAROLINA for DE Jay Williams (119)
- 5a **Donald Lee** (156) TE Mississippi State
- 5b x-**J.R. Tolver** (169) WR San Diego State
 (compensatory pick from NFL)
- 6a **Corey Jenkins** (181) LB South Carolina
 (from Carolina in draft day trade-up)
- 6b TO CHICAGO in QB Cade McNown deal (191)
- 6c Tim Provost (209) T San Jose State
 (compensatory pick FROM NFL)
- 6d y-Yeremiah Bell (213) S Eastern Kentucky
 (compensatory pick from NFL)
- 7a TO CAROLINA in draft day trade-up (226)
 (from Washington for signing DT Jermaine Haley)
- 7b TO WASHINGTON for QB Sage Rosenfels (232)
- 7c TO CAROLINA in draft day trade-up (247)
 (from Tampa Bay for T Cornell Green)
- 7d z-**Davern Williams** (248) DT Troy State
 (compensatory pick from NFL)

x-did not appear in a game in '03; y - Practice Squad Injured in '03;
 z - Injured Reserve in '03

2004

- 1a **Vernon Carey** (19) G/T Miami (Fla.)
 (from Minnesota in 2004 draft trade-up)
- 1b TO MINNESOTA in 2004 draft trade-up (20)
- 2 TO NEW ENGLAND for 3rd-round pick in 2004 (56)
- 3 TO GREEN BAY in 2004 draft trade-down (87)
- 4a **Will Poole** (102) CB USC
 (from Jacksonville through Green Bay in 2004 draft trade-down)
- 4b TO MINNESOTA in 2004 draft trade-up (119)
- 5a TO BALTIMORE in 2004 draft trade-down (153)
 (from Green Bay in 2004 draft trade-down)
- 5b TO SAN DIEGO for LB Junior Seau (154)

5c **Tony Bua** (160) LB Arkansas
(from Baltimore in 2004 draft trade-down)
6a **Rex Hadnot** (174) C Houston
(from Atlanta in 2004 draft trade-up)
6b TO ATLANTA in 2004 draft trade-up (186)
7a TO ATLANTA in 2004 draft trade-up (219)
(from New Orleans for LB Derrick Rodgers)
7b x-Tony Pape (221) T Michigan
7c **Derrick Pope** (222) LB Alabama
(from Baltimore in 2004 draft trade-down)

x - Practice Squad in '04

2005

1 Ronnie Brown (2) RB Auburn

2a TO PHILADELPHIA for QB A.J. Feeley (35)
2b Matt Roth (46) DE Iowa
(from Kansas City in CB Patrick Surtain deal)
3a TO ST. LOUIS for RB Lamar Gordon (66)
3b Channing Crowder (70) LB Florida
(from Chicago in Booker-Ogunleye deal)
4 Travis Daniels (104) CB LSU
5a TO KANSAS CITY in CB Patrick Surtain deal (138)
5b Anthony Alabi (162) T Texas Christian
(from Kansas City in CB Patrick Surtain deal)
6 TO SAN DIEGO in WR David Boston deal (177)
7 Kevin Vickerson (216) DT Michigan State

ALL-TIME DRAFT BY POSITION

POSITION	NO.
Offensive Line.....	90
Defensive Line.....	86
Defensive Back.....	76
Linebacker.....	76
Running Back.....	69
Wide Receiver.....	49
Tight End.....	34
Quarterback.....	24
Kicker.....	6
Punter.....	4

FIRST ROUND BY POSITION

POSITION	TOP NO.	ALL FIRST ROUND
Offensive Line.....	9#	7
Defensive Line.....	8	8
Running Back.....	8*	7
Wide Receiver.....	4*	3
Linebacker.....	4&	4
Quarterback.....	3*	3
Defensive Back.....	3	4
Tight End.....	1*	0
Kicker/Punter.....	0	0

*includes one selection in second round #includes three selections in second round and one in third round
& includes two selections in second round

DOLPHINS ON GRASS AND ARTIFICIAL TURF

In regular season action, the Dolphins were 4-8 in 2004 on natural grass (3-5 at home and 1-3 on the road) and 0-4 on artificial/field turf (all on the road). Since 1980 (regular season games only), the Dolphins are 174-96-1 (.644) on grass — 134-60-1 (.690) at home and 40-36 (.526) on the road. On turf over the same period of time, the Dolphins are 60-61 (.496).

ALL-TIME TRADES

1966

- 1/15 LB Ron Caveness to Houston for rights to QB Billy Anderson (1965 redshirt draftee of Houston)
 7/3 13th round pick in 1967 to Buffalo for QB George Wilson, Jr.
 8/30 RB Jack Spikes to Buffalo for 5th round pick in 1967
 11/10 3rd and 5th round picks in 1967 to Denver for RB Cookie Gilchrist
 11/10 DT Jerry Oliver to Denver for 12th round pick in 1967
 11/10 8th round pick in 1967 to Oakland for TE Bill Cronin

1967

- 4/4 T Nick DeFelice to N.Y. Jets for C Mike Hudock
 5/4 TE Bill Cronin to Denver for DT Ray Jacobs
 6/27 DE Earl Faison, RB Cookie Gilchrist, G Earnie Park and QB George Wilson, Jr., to Denver for RB Abner Haynes, LB Jerry Hopkins, DE Danny La Rose and 6th round pick in 1968
 7/25 4th round pick in 1968 to Denver for LB John Bramlett
 9/5 TE Dave Kocourek to Oakland for 8th round pick in 1968
 9/26 8th round pick in 1968 to N.Y. Jets for QB Archie Roberts
 12/3 QB Jon Brittenum to San Diego for 3rd round pick in 1968
 12/27 QB John Stofa to Cincinnati for 1st and 2nd round picks in 1968;
 12/27 QB Billy Anderson to Houston for 9th round pick in 1968

1968

- 8/19 LB Tom Erlandson to San Diego for 7th round pick in 1969
 8/21 WR John Roderick to Oakland for 5th round pick in 1969

1969

- 3/24 LB John Bramlett, QB Kim Hammond and 5th round pick in 1970 to Boston for LB Nick Buoniconti
 7/2 CB Mack Lamb to San Diego for G Larry Little

1970

- 1/27 1st round pick in 1970 to Cleveland for WR Paul Warfield
 4/13 1st round pick in 1971 to Baltimore as compensation for Head Coach Don Shula
 5/1 CB Dick Westmoreland to Minnesota for G Bookie Bolin
 5/1 S Tom Beier to San Francisco for T/C Lance Olssen
 5/18 WR Jack Clancy to Green Bay as compensation for TE Marv Fleming
 8/31 8th round pick in 1971 to Pittsburgh for C Bob DeMarco
 9/15 5th round pick in 1971 to Pittsburgh for WR Willie Richardson

1971

- 9/1 2nd round pick in 1972 to Cleveland for LB Bob Matheson
 9/8 C Carl Mauck to San Diego for DT Tony Liscio and 4th round pick in 1972
 11/23 QB John Stofa to Denver for 7th round pick in 1972
 11/23 10th round pick in 1972 to Houston for DE Russell Price

1972

- 6/7 LB Dale Farley to Buffalo for DT Jim Dunaway
 6/7 1st round pick in 1973 to Buffalo for WR Marlin Briscoe
 8/22 DT Frank Cornish to Buffalo for G/C Howard Kindig and 5th round pick in 1973
 8/28 T Wayne Mass to New England for 7th round pick in 1973
 9/26 C Bob DeMarco to Cleveland for 7th round pick in 1973
 9/26 G/C Bill Griffin to New England for 7th round pick in 1973

1973

- 8/10 CB Dave McCurry to Chicago for 9th round pick in 1974
 8/22 QB Jim Del Gaizo to Green Bay for 2nd round picks in 1974 and 1975
 8/27 DT Mike Kadish to Buffalo for C/G Irv Goode
 8/29 K Jeff White to New Orleans for 7th round pick in 1974
 5/10 WR Otto Stowe to Dallas for WR Ron Sellers and 2nd round pick in 1974
 10/2 RB Hubert Ginn to Baltimore for FB Don Nottingham and 6th round pick in 1974

1974

- 1/25 QB Joe Theismann to Washington for 1st round pick in 1976
 8/7 DT Larry Woods to N.Y. Jets for 6th round pick in 1975
 8/9 WR Charley Wade to Chicago for 10th round pick in 1975
 8/17 RB Ed Jenkins to N.Y. Giants for 14th round pick in 1975
 8/21 G/C Howard Kindig to Washington for 10th round pick in 1975
 8/28 6th round pick in 1975 to N.Y. Jets for T John Mooring
 9/10 WR Bo Rather to Chicago for 3rd round pick in 1977

1975

- 1/28 CB Henry Stuckey to N.Y. Giants for 5th round pick in 1975
 1/30 Rights to DE Karl Lorch to Washington for 10th round pick in 1976
 5/6 WR Marlin Briscoe and RB Hubert Ginn to St. Louis for RB Donny Anderson and compensation for TE Jim McFarland
 7/9 4th round pick in 1976 to Philadelphia for FB Norm Bulaich

- 7/23 LB Bruce Bannon to San Diego for DE Pete Lazetich
 9/7 LB Larry Ball and 5th round pick in 1976 to Detroit for 4th round pick in 1976
 9/9 WR Mel Baker to New Orleans for 7th round pick in 1976

1976

- 4/6 LB Rodrigo Barnes to St. Louis for 12th round pick in 1976
 4/6 3rd round picks in 1978 and 1979 from N.Y. Giants as compensation for signing FB Larry Csonka
 4/8 4th and 7th round picks in 1978 from Cleveland as compensation for signing WR Paul Warfield
 4/10 12th round pick in 1978 and 9th round pick in 1979 from Denver as compensation for signing RB Jim Kick
 8/24 RB Mercury Morris to San Diego for 4th round pick in 1977
 8/24 S Jake Scott and 4th round pick in 1977 to Washington for S Bryant Salter
 9/2 6th round pick in 1977 to N.Y. Giants for LB Andy Selfridge
 9/21 3rd and 4th (obtained in Morris trade, 1976) round picks in 1977 to Houston for CB Ken Ellis

1977

- 1/21 Rights to LB Ray Nettles to Tampa Bay for 5th and 6th round picks in 1977
 2/7 6th round pick in 1977 to Tampa Bay for WR Barry Smith and T Randy Young
 7/20 11th round pick in 1978 to Seattle for DT Carl Barisich
 8/8 T Darryl Carlton to Tampa Bay for T Mike Current and 5th round pick in 1978
 8/30 5th (obtained in Carlton trade, 1977) round pick in 1978 to Tampa Bay for T Steve Young
 9/5 CB Jeris White to Tampa Bay for 5th round pick in 1978

1978

- 4/17 S Vern Roberson, WR Freddie Solomon and 1st and 5th round picks in 1978 to San Francisco for RB Delvin Williams
 5/11 TE Jim Mandich to Washington for 8th round picks in 1979 and 1980
 7/5 8th round pick in 1979 to Tampa Bay for DE Council Rudolph
 8/28 T Karl Baldischwiler to Detroit for 10th round pick in 1979
 10/10 RB Benny Malone and 5th round pick in 1980 to Washington for FB Jim Braxton and 3rd round pick in 1979

1979

- 3/22 3rd (obtained in Malone trade, 1978) round pick in 1979 to Oakland for S Neal Colzie
 4/18 3rd round pick in 1979 to Atlanta for LB Ralph Ortega
 8/21 CB Charles Cornelius to San Francisco for 11th round pick in 1980
 8/27 FB Leroy Harris to Philadelphia for 5th round pick in 1981

1980

- 8/25 RB Gary Davis and CB Norris Thomas to

- Tampa Bay for FB Jimmy DuBose and 2nd round pick in 1981
 8/28 QB Guy Benjamin to New Orleans for 4th round pick in 1981
 9/24 C Jim Langer to Minnesota for 6th round pick in 1981 and 5th round pick in 1982

1981

- 4/28 3rd round pick in 1981 and 2nd (obtained in Davis/Thomas trade, 1980) round pick in 1982 to Los Angeles for LB Bob Brudzinski; teams also exchanged 2nd round picks in 1981 (Dolphins moving down from 43rd to 56th overall)
 7/13 LB Steve Towle to Detroit for 9th round pick in 1982
 7/22 4th round pick in 1983 to Los Angeles for RB Eddie Hill
 8/18 FB Steve Howell to Philadelphia for 10th round pick in 1982
 8/31 P George Roberts to San Diego for 6th round pick in 1982

1983

- 4/26 3rd (81st overall) and 5th round picks in 1983 to Houston for 3rd (76th overall) round pick in 1983 in draft trade-up
 8/15 5th round pick in 1985 to Denver for LB Larry Evans
 8/29 P Tom Orosz to San Francisco for 12th round pick in 1984

1984

- 2/21 QB David Woodley to Pittsburgh for 3rd round pick in 1984
 3/6 C Mark Dennard to Philadelphia for 3rd round pick in 1985
 3/27 WR Duriel Harris to Cleveland for 4th round pick in 1985
 5/1 1st (26th overall) round pick and two 3rd round picks (one obtained in Woodley trade, 1984) in 1984 to Buffalo for 1st (14th overall) round pick in 1984 in draft trade-up
 8/27 CB Gerald Small to Atlanta for T Ronnie Lee and 6th round pick in 1985
 9/22 2nd round pick in 1985 to San Diego for FB Pete Johnson

1985

- 5/7 Conditional undisclosed pick in 1986 to Cincinnati for QB Bryan Clark
 8/15 Rights to WR Anthony Carter (12th round, 1983) to Minnesota for LB Robin Sendlein and 2nd round pick in 1986
 10/9 1st and 2nd (obtained in Carter trade, 1985) round picks in 1986 to Tampa Bay for LB Hugh Green

1987

- 4/28 1st (14th overall) round pick in 1987 to Minnesota for 1st (16th overall) and 5th round picks in 1987 in draft trade-down
 4/28 3rd and 5th (obtained in 1987 draft trade-down) round picks in 1987 to St. Louis for 2nd round pick in 1987 in draft trade-up
 4/28 5th (128th overall) round pick in 1987 to Kansas City for 5th (132nd overall) and 8th round picks in 1987 in draft trade-down

8/20 G/C Larry Lee to Denver for 8th round pick in 1988
 10/20 T Greg Koch to Minnesota for 6th round pick in 1988 and 10th round pick in 1989

1989

4/23 2nd (36th overall) and 3rd (65th overall) round picks in 1989 to Chicago for 1st round pick (25th overall) in 1989 in draft trade-up
 8/6 5th (120th overall) round pick in 1990 to Dallas for QB Scott Secules

1990

4/22 10th (262nd overall) round pick in 1990 and 4th round pick in 1991 to Washington for 5th round pick in 1990 in draft trade-up
 4/23 7th (178th overall) round pick in 1990 to Cleveland for 5th round pick in 1991
 4/23 11th (289th overall) round pick in 1990 and 2nd round pick in 1991 to San Francisco for CB Tim McKyer
 9/3 12th (331st overall) round pick in 1991 to Atlanta for NT Shawn Lee

1991

1/31 LB Eric Kumerow to Chicago for CB Vestee Jackson
 4/1 3rd (79th overall) round pick in 1991 to Houston for LB John Grimsley
 4/21 CB Tim McKyer to Atlanta for 3rd (60th overall) and 12th (331st overall) round picks in 1991
 4/22 5th (135th overall) and 6th (163rd overall) round picks in 1991 to Green Bay for 5th (121st overall) in 1991 in draft trade-up
 9/3 WR Randal Hill to Phoenix for 1st (seventh overall) round pick in 1992

1992

4/27 7th (182nd overall) round pick in 1992 to Atlanta for 7th (185th overall) and 12th (328th overall) round picks in 1992 in draft trade-down
 4/27 7th (185th overall) round pick in 1992 to L.A. Raiders for 7th (191st overall) and 11th (296th overall) round picks in 1992 draft trade-down
 5/26 RB Sammie Smith to Denver for RB Bobby Humphrey

1993

4/1 2nd (52nd overall) round pick in 1993 and 3rd (88th overall) round pick in 1994 to New England for WR Irving Fryar
 7/13 G Gene Williams to Cleveland for 4th (110th overall) round pick in 1994

1994

3/24 WR Tony Martin to San Diego for 4th (113th overall) round pick in 1994
 4/24 1st (16th overall) round pick in 1994 to Green Bay for 1st (20th overall) and 3rd (89th overall) round picks in 1994 in draft trade-down
 4/24 3rd (89th overall), 4th (115th overall) and 4th (121st overall) round picks in 1994 to Arizona for 2nd (65th overall) round pick in

1994 in draft trade-up

1995

3/21 WR Mark Ingram to Green Bay for 4th (116th overall) round pick in 1995
 3/29 TE Keith Jackson and 4th (116th overall) round pick to Green Bay for 2nd (53rd overall) round pick in 1995
 4/3 CB Terrell Buckley from Green Bay for past considerations
 4/4 2nd (56th overall) round pick and 3rd (87th overall) round pick in 1995 to Chicago for DE Trace Armstrong
 8/27 TE Pete Mitchell to Jacksonville for WR Mike Williams

1996

3/4 5th (145th overall) round pick in 1997 to N.Y. Jets for T James Brown
 4/20 2nd (49th overall) round pick in 1996 to Dallas for 2nd (60th overall) and 4th (99th overall) round picks in 1996 in draft trade-down
 4/20 2nd (60th overall) and 4th (99th overall) round picks in 1996 to Jacksonville for 3rd (79th overall), 4th (98th) and 134th overall) and 5th (150th overall) round picks in 1996 in draft trade-down
 4/21 4th (98th overall) round pick in 1996 and 7th (214th overall) round pick in 1997 to Kansas City for 4th (113th and 125th overall) round picks in 1996 in draft trade-down
 8/19 RB Terry Kirby to San Francisco for 4th (123rd overall) round pick in 1997
 8/21 K Pete Stoyanovich to Kansas City for 5th (149th overall) round pick in 1997
 10/1 T Billy Milner to St. Louis for TE Troy Drayton

1997

4/20 4th (112th overall) round pick in 1997 to St. Louis for 4th (121st overall) and 6th (170th and 173rd overall) round picks in 1997 in draft trade-down
 4/20 4th (123rd overall) round pick in 1997 to Oakland for 5th (157th overall), 6th (166th overall) and 7th (203rd overall) round picks in 1997 in draft trade-down
 8/24 Conditional draft choice in 1998 to Green Bay for WR Qadry Ismail

1998

4/16 1st round pick in 2000 to Carolina for 2nd (44th overall) round pick in 1998
 4/18 1st (19th overall) round pick in 1998 to Green Bay for 1st (29th overall) and 2nd (60th overall) round picks in 1998 in draft trade-down.
 4/18 2nd (60th overall) round pick in 1998 to Detroit for 3rd (79th overall), 5th (143rd overall) and 6th (172nd overall) round picks in 1998 in draft trade-down.
 4/19 4th (112th overall) and 5th (142nd overall) round picks in 1998 to Philadelphia for 4th (102nd overall) round pick in 1998 in draft trade-up.

1999

2/12 7th (231st overall) round pick in 1999 to N.Y. Giants for RB Tyrone Wheatley

- 3/1 5th (157th overall) round pick in 1999 to San Francisco for G Kevin Gogan
- 4/17 1st (24th overall) round pick in 1999 to San Francisco for 1st (27th overall) and 5th (134th overall) round picks in 1999 in draft trade-down
- 4/17 1st (27th overall) round pick in 1999 to Detroit for 2nd (39th overall), 3rd (70th overall) and 5th (142nd overall) round picks in 1999 in draft trade-down
- 4/17 2nd (54th overall) and 3rd (84th overall) round picks in 1999 and 6th round pick (188th overall) in 2000 to Kansas City for 2nd (43rd overall) round pick in 1999 in draft trade-up
- 4/17 3rd (70th overall) round pick in 1999 to Detroit for 3rd (72nd overall) and 7th (232nd overall) round picks in 1999 in draft trade-down
- 9/4 DT Barron Tanner to Washington for a 6th (177th overall) round draft pick
- 9/6 7th (230th overall) round pick in 2000 to San Francisco for QB Jim Druckenmiller
- 9/21 RB John Avery to Denver for WR Marcus Nash
- 10/19 RB Karim Abdul-Jabbar to Cleveland for 6th (167th overall) round pick in 2000

2000

- 3/9 7th (224th overall) round pick in 2001 to Washington for P Matt Turk
- 4/16 P Brent Bartholomew to Chicago for 7th (232nd overall) round pick in 2000 and 7th (208th overall) round pick in 2001
- 8/22 WR Nate Jacquet to San Diego for 6th (164th overall) round pick in 2001
- 8/22 7th (237th overall) round pick in 2002 to Dallas for WR Jeff Ogden
- 10/2 7th (208th overall) round pick in 2001 to Chicago for TE Alonzo Mayes

2001

- 4/21 2nd (56th overall) and 4th (122nd overall) round picks in 2001 to Dallas for 2nd (52nd overall) round pick in 2001
- 4/21 2nd (59th overall) round pick in 2002 to Philadelphia for 3rd (88th overall) and 6th (187th overall) round picks in 2001
- 8/22 6th (199th overall) round pick in 2002 and 6th (191st overall) round pick in 2003 to Chicago for QB Cade McNown and 7th (241st overall) round pick in 2002

2002

- 3/8 1st (25th overall) and 4th (125th overall) round picks in 2002 and 1st (18th overall) round pick in 2003 to New Orleans for RB Ricky Williams and 4th (114th overall) round pick in 2002

- 3/12 RB J.J. Johnson to Cleveland for conditional 7th round pick in 2004
- 6/13 QB Cade McNown to San Francisco for conditional 7th round pick in 2003
- 7/19 DE Al Wallace and 4th (119th overall) round pick in 2003 to Carolina for DE Jay Williams
- 8/20 T Cornell Green to Tampa Bay for 7th (247th overall) round pick in 2003
- 8/22 7th (232nd overall) round pick in 2003 to Washington for QB Sage Rosenfels

2003

- 4/16 5th (154th overall) round pick in 2004 to San Diego for LB Junior Seau
- 4/25 2nd round pick in 2004 to New England for 3rd (78th overall) round pick in 2003
- 4/27 7th (226th and 247th overall) round picks in 2003 to Carolina for 6th (181st overall) round pick in 2003 in draft trade-up
- 5/27 LB Derrick Rodgers to New Orleans for a 7th (219th overall) round pick in 2004
- 8/25 S Scott McGarrahan to Green Bay for conditional 7th round draft choice in 2006

2004

- 3/3 2nd (35th overall) round pick in 2005 to Philadelphia for QB A.J. Feeley
- 3/18 Cornerback Jamar Fletcher and a 6th (177th overall) round pick in 2005 to San Diego for WR David Boston
- 4/24 1st (20th overall) and 4th (119th overall) round picks in 2004 to Minnesota for 1st (19th overall) round pick in 2004
- 4/24 3rd (87th overall) round pick to Green Bay for 4th (102nd overall) and 5th (153rd overall) picks in 2004
- 4/25 5th (153rd overall) round pick in 2004 to Baltimore for 5th (160th overall) and 7th (222nd overall) picks in 2004
- 4/25 6th (186th overall) and 7th (219th overall) round picks in 2004 to Atlanta for 6th (174th overall) round pick in 2004
- 8/23 DE Adewale Ogunleye to Chicago for WR Marty Booker and a 3rd (70th overall) round pick in 2005
- 9/5 G Brad Bedell to Green Bay for an undisclosed 2006 pick
- 9/9 3rd (66th overall) round pick in 2005 to St. Louis for RB Lamar Gordon

2005

- 4/23 CB Patrick Surtain and a 5th (138th overall) round pick in 2005 to Kansas City for 2nd (46th overall) and 5th (162nd overall) round picks in 2005

TWO DOLPHINS NAMED PRO BOWL MVP

Two Dolphins have been named Most Valuable Player in the Pro Bowl. The first do it was kicker Garo Yepremian, who accomplished the feat in the 1974 game, when he kicked five field goals, including a 42-yarder with 21 seconds remaining, lifting the AFC to a 15-13 victory over the NFC. Almost 30 years later, running back Ricky Williams duplicated the achievement, when he rushed for 56 yards and two touchdowns, and forced a fumble on

PLAN B FREE AGENCY

(**Boldface** indicates made active roster)

1989

PLAYERS LEFT UNPROTECTED (25): FB Woody Bennett, S Glenn Blackwood, S Bud Brown, LB Bob Brudzinski, FB Tony Burse, G/C Chris Conlin, RB Joe Cribbs, LB Tony Furjanic, T Jon Giesler, LB Hugh Green, TE Bruce Hardy, S Liffort Hobley, QB Ron Jaworski, TE Dan Johnson, LB Larry Kolic, NT Mike Lambrecht, CB Don McNeal, LB Scott Nicolas, CB Bruce Plummer, DE Chris Scott, LB Jackie Shipp, FB Chad Stark, C Dwight Stephenson, WR Jimmy Teal and CB Reyna Thompson.

PLAYERS SIGNED (11):

LB **Dave Ahrens** – signed on March 23 (from Detroit)
LB **Greg Clark** – signed on March 15 (from Chicago)
S Steve Gage – signed on February 13 (from Washington)
CB **Ernest Gibson** – signed on February 16 (from New England)
LB **E.J. Junior** – signed on February 25 (from Phoenix)
FB **Mark Logan** – signed on February 16 (from Cincinnati)
TE Jeff Markland – signed on April 1 (from Pittsburgh)
QB Brent Pease – signed on March 20 (from Houston)
RB Eric Starr – signed on March 31 (from Chicago)
DE Don Thorp – signed on April 1 (from Kansas City)
CB Bobby Watkins – signed on March 30 (from Detroit)

PLAYERS LOST (6):

FB Tony Burse – signed on April 1 (by Seattle)
QB **Ron Jaworski** – signed on April 1 (by Kansas City)
NT Mike Lambrecht – signed on March 15 (by N.Y. Giants)
CB Bruce Plummer – signed on March 31 (by Indianapolis)
LB **Jackie Shipp** – signed on March 21 (by L.A. Raiders)
CB **Reyna Thompson** – signed on March 30 (by N.Y. Giants)

1990

PLAYERS LEFT UNPROTECTED (19): LB Dave Ahrens, LB Dana Batiste, FB Tom Brown, LB Bob Brudzinski, T Louis Cheek, LB Greg Clark, DE Jackie Cline, CB Ernest Gibson, T Jon Giesler, LB Hugh Green, RB Lorenzo Hampton, TE Bruce Hardy, G Greg Johnson, CB William Judson, LB Barry Krauss, T Ronnie Lee, CB Don McNeal, QB Cliff Stoudt and G Tom Toth.

PLAYERS SIGNED (9):

CB Donnie Elder – signed on March 29 (from Tampa Bay)
CB **Kerry Glenn** – signed on March 30 (from N.Y. Jets)
LB Stacy Harvey – signed on April 1 (from Kansas City)
RB **Mark Higgs** – signed on March 31 (from Philadelphia)
S **Stevon Moore** – signed on March 31 (from N.Y. Jets)
LB **Cliff Odum** – signed on March 27 (from Indianapolis)
FB **Tony Paige** – signed on March 12 (from Detroit)
LB **Mike Reichenbach** – signed on March 30 (from Philadelphia)
DE **Karl Wilson** – signed on March 26 (from Phoenix)

PLAYERS LOST (11):

LB **Dave Ahrens** – signed on March 9 (by Seattle)
FB Tom Brown – signed on March 29 (by Washington)
T **Louis Cheek** – signed on March 29 (by Dallas)
LB Greg Clark – signed on April 1 (by Green Bay)
DE Jackie Cline – signed on March 29 (by Atlanta)
CB Ernest Gibson – signed on March 29 (by New England)
RB Lorenzo Hampton – signed on March 23 (by Denver)

G Greg Johnson – signed on March 3 (by Dallas)
CB William Judson – signed on March 29 (by Detroit)
T Ronnie Lee – signed on March 1 (by Atlanta)
G **Tom Toth** – signed on March 28 (by San Diego)

1991

PLAYERS LEFT UNPROTECTED (24): S Stefon Adams, TE Greg Baty, DE John Bosa, WR Andre Brown, G Roy Foster, LB Rick Graf, S African Grant, RB Mark Higgs, S Liffort Hobley, WR Jim Jensen, LB E.J. Junior, TE Brian Kinchen, LB Barry Krauss, CB Paul Lankford, FB Garrett Limbrick, CB Michael McGruder, LB Cliff Odum, WR James Pruitt, LB Mike Reichenbach, WR Scott Schwedes, RB Troy Stradford, CB Rodney Thomas, CB Sean Vanhorse and DE Karl Wilson.

PLAYERS SIGNED (5):

LB **Ned Bolcar** – signed on March 26 (from Seattle)
LB **Louis Cooper** – signed on April 1 (from Kansas City)
DE Terry Price – signed on March 11 (from Chicago)
TE Eric Sievers – signed on March 18 (from New England)
RB Don Smith – signed on April 1 (from Buffalo)

PLAYERS LOST (10):

S Stefon Adams – signed on April 1 (by L.A. Raiders)
DE John Bosa – signed on March 15 (by N.Y. Jets)
G **Roy Foster** – signed on March 18 (by San Francisco)
LB **Rick Graf** – signed on March 21 (by Houston)
TE Brian Kinchen – signed on April 1 (by Green Bay)
WR James Pruitt – signed on March 31 (by Minnesota)
RB **Troy Stradford** – signed on April 1 (by Kansas City)
CB Rodney Thomas – signed on March 21 (by L.A. Rams)
CB Sean Vanhorse – signed on March 20 (by Detroit)
DE **Karl Wilson** – signed on March 5 (by L.A. Rams)

1992

PLAYERS LEFT UNPROTECTED (25): WR Fred Banks, TE Greg Baty, LB Louis Cooper, DE Donnie Gardner, CB Kerry Glenn, LB Hugh Green, LB John Grimsley, S Liffort Hobley, S Mike Iaquaniello, WR Jim Jensen, LB E.J. Junior, NT Chuck Klingbeil, CB Paul Lankford, FB Garrett Limbrick, RB Marc Logan, CB Bruce McNorton, S Stevon Moore, LB Cliff Odum, T James Parrish, DE Terry Price, CB Pat Ray, LB Mike Reichenbach, RB Don Smith, DE Pat Swoopes and WR Mike Williams.

PLAYERS SIGNED (6):

CB **Bruce Alexander** – signed on March 26 (from Detroit)
WR **Robert Clark** – signed on March 19 (from Detroit)
DE Tim Downing – signed on February 28 (from N.Y. Giants)
LB Brian Jones – signed on April 1 (from Indianapolis)
NT Gerald Nichols – signed on March 31 (from Tampa Bay)
FB **James Saxon** – signed on March 17 (from Kansas City)

PLAYERS LOST (6):

DE Donnie Gardner – signed on March 3 (by N.Y. Jets)
RB **Mark Logan** – signed on April 1 (by San Francisco)
S **Stevon Moore** – signed on March 25 (by Cleveland)
T James Parrish – signed on February 21 (by San Diego)
DE Terry Price – signed on April 1 (by San Diego)
LB Mike Reichenbach – signed on April 1 (by San Francisco)

FREE AGENTS

(**Boldface** indicates made active roster)

1992

PLAYERS SIGNED (1):

TE Keith Jackson – signed on September 29 (from Philadelphia)

1993

PLAYERS SIGNED (4):

FB Keith Byars – signed on July 15 (from Philadelphia)
DT Mike Golic – signed on June 8 (from Philadelphia)
T Ron Heller – signed on April 20 (from Philadelphia)
WR Mark Ingram – signed on March 18 (from N.Y. Giants)

PLAYERS LOST (4):

WR Mark Clayton – signed on June 4 (by Green Bay)
TE Ferrell Edmunds – signed on March 12 (by Seattle)
G Harry Galbreath – signed on March 23 (by Green Bay)
QB Scott Secules – signed on March 22 (by New England)

1994

PLAYERS SIGNED (5):

P Jim Arnold – signed on April 25 (from Detroit)
S Gene Atkins – signed on February 18 (from New Orleans)
CB Tyrone Braxton – signed on May 13 (from Denver)
QB Bernie Kosar – signed on April 13 (from Dallas)
S Michael Stewart – signed on March 9 (from L.A. Rams)

PLAYERS LOST (5):

DE David Griggs – signed on March 24 (by San Diego)
DE Jeff Hunter – signed on April 25 (by Tampa Bay)
QB Scott Mitchell – signed on March 6 (by Detroit)
S Louis Oliver – signed on March 15 (by Cincinnati)
C Jeff Uhlenhake – signed on April 23 (by New Orleans)

1995

PLAYERS SIGNED (3):

TE Eric Green – signed on March 10 (from Pittsburgh)
WR Randal Hill – signed on March 7 (from Arizona)
QB Dan McGwire – signed on April 24 (from Seattle)

PLAYERS LOST (6):

RB Aaron Craver – signed on March 10 (by Denver)
C Jeff Dellenbach – signed on March 8 (by New England)
RB Cleveland Gary – signed on May 8 (by St. Louis)
S Chris Green – signed on June 5 (by Buffalo)
RB James Saxon – signed on June 19 (by Kansas City)
DT Craig Veasey – signed on June 2 (by Houston)

1996

PLAYERS SIGNED (6):

CB Robert Bailey – signed on March 7 (from Dallas)
WR Fred Barnett – signed on March 12 (from Philadelphia)
QB Mike Buck – signed on April 11 (from Arizona)
C Cal Dixon – signed on April 16 (from N.Y. Jets)
WR Charles Jordan – signed on March 13 (from Green Bay)
DE Daniel Stubbs – signed on April 4 (from Philadelphia)

PLAYERS LOST (4):

DE Marco Coleman – signed on March 7 (by San Diego)
LB Bryan Cox – signed on February 22 (by Chicago)
WR Irving Fryar – signed on March 19 (by Philadelphia)
CB Troy Vincent – signed on March 2 (by Philadelphia)

1997

PLAYERS SIGNED (4):

WR Lawrence Dawsey – signed on March 24 (from N.Y. Giants)
S Corey Harris – signed on March 17 (from Seattle)
TE Walter Reeves – signed on March 21 (from San Diego)
S George Teague – signed on March 20 (from Dallas)

PLAYERS LOST (1):

WR Randal Hill – signed on May 28 (by New Orleans)

1998

PLAYERS SIGNED (2):

G Kevin Donnalley – signed on February 17 (from Tennessee)
S Brock Marion – signed on March 3 (from Dallas)

PLAYERS LOST (3):

WR Qadry Ismail – signed on March 3 (by New Orleans)
G Everett McIver – signed on February 23 (by Dallas)
FB Roosevelt Potts – signed on February 26 (by Baltimore)

1999

PLAYERS SIGNED (4):

TE Hunter Goodwin – signed to offer sheet as a restricted free agent on April 8 (Minnesota declined to match offer sheet on April 9)
CB Greg Jeffries – signed on February 18 (from Detroit)
DE Rich Owens – signed on March 16 (from Washington)
FB Roosevelt Potts – signed on April 1 (from Baltimore)

PLAYERS LOST (2):

TE Frank Wainright – signed on February 26 (by Baltimore)
P Klaus Wilmsmeyer – signed on April 1 (by Carolina)

2000

PLAYERS SIGNED (4):

QB Jay Fiedler – signed on February 17 (from Jacksonville)
LB Scott Galyon – signed on February 29 (from N.Y. Giants)
G Heath Irvin – signed on February 29 (from New England)
S Brian Walker – signed on February 16 (from Seattle)

PLAYERS LOST (3):

P Tom Hutton – signed on May 16 (by Green Bay)
FB Stanley Pritchett – signed on March 14 (by Philadelphia)
S Shawn Wooden – signed on March 10 (by Chicago)

2001

PLAYERS SIGNED (6):

CB Terry Cousin – signed on March 15 (from Atlanta)
QB Ray Lucas – signed offer sheet on March 9 (from N.Y. Jets). Jets declined to match offer sheet on March 16
WR James McKnight – signed on March 16 (from Dallas)
G Todd Perry – signed on March 3 (from Chicago)
T Marcus Spriggs – signed on April 19 (from Buffalo)
WR Dedric Ward – signed on April 18 (from N.Y. Jets)

PLAYERS LOST (7):

DE Trace Armstrong – signed on March 5 (by Oakland)
G Kevin Donnalley – signed on March 16 (by Carolina)

WR Bert Emanuel – signed on March 30 (by New England)
LB Larry Izzo – signed on March 6 (by New England)
DE Rich Owens – signed on April 9 (by Kansas City)
CB Terrance Shaw – signed on March 23 (by New England)
T Richmond Webb – signed on April 30 (by Cincinnati)

2002

PLAYERS SIGNED (1):

DT Larry Chester – signed on March 5 (from Carolina)

PLAYERS LOST (7):

DE Lorenzo Bromell – signed on April 12 (by Minnesota)
CB Terry Cousin – signed on March 19 (by Carolina)
T Spencer Folau – signed on April 12 (by New Orleans)
DE Kenny Mixon – signed on March 12 (by Minnesota)
RB Lamar Smith – signed on March 25 (by Carolina)
P Matt Turk – signed on April 22 (by N.Y. Jets)
S Brian Walker – signed on March 5 (by Detroit)

2003

PLAYERS SIGNED (6):

TE Marco Battaglia – signed on March 25 (from Pittsburgh)
CB Terrell Buckley – signed on March 13 (from New England)
S Sammy Knight – signed on March 13 (from New Orleans)
KR Charlie Rogers – signed on April 11 (from Buffalo)
WR Derrius Thompson – signed on March 8 (from Washington)
DT Jeff Zgonina – signed on March 31 (from St. Louis)

PLAYERS LOST (6):

TE Desmond Clark – signed on March 3 (by Chicago)
DT Jermaine Haley – signed offer sheet on April 18 (by Washington). Dolphins declined to match offer sheet on April 25
CB Paul Miranda – signed on June 3 (by Oakland)
T Brent Smith – signed on May 6 (by N.Y. Jets)
T Marcus Spriggs – signed on June 3 (by Green Bay)

TE Jed Weaver – signed on March 14 (by San Francisco)
2004

PLAYERS SIGNED (9):

x-S Chris Akins – signed on March 5 (from New England)
S Antuan Edwards – signed on April 12 (from Green Bay)
CB Reggie Howard – signed on March 5 (from Carolina)
G Geno James – signed on March 5 (from Carolina)
TE John Jones – signed on March 29 (from Baltimore)
T Damion McIntosh – signed on March 16 (from San Diego)
RB Sammy Morris – signed on March 12 (from Buffalo)
T John St. Clair – signed on March 12 (from St. Louis)
WR Terrence Wilkins – signed on March 16 (from Indianapolis)

x - Injured Reserve in '04

PLAYERS LOST (4):

FB Obafemi Ayanbadejo – signed on March 6 (by Arizona)
CB Terrell Buckley – signed on June 8 (by New England)
LB Tommy Hendricks – signed on March 8 (by Jacksonville)
T Todd Wade – signed on March 4 (by Houston)

2005

PLAYERS SIGNED (6):

T Damion Cook – signed on March 21 (from Cleveland)
FB Heath Evans – signed on March 17 (from Seattle)
QB Gus Frerotte – signed on March 17 (from Minnesota)
T Stockar McDougale – signed on March 15 (from Detroit)
LB Donnie Spragan – signed on March 11 (from Denver)
S Travares Tillman – signed on March 4 (from Carolina)

PLAYERS LOST (3):

LB Morlon Greenwood – signed on March 3 (by Houston)
S Sammy Knight – signed on March 11 (by Kansas City)
DT Bryan Robinson – signed on March 14 (by Cincinnati)

PRONUNCIATION GUIDE

Players

Anthony Alabi	—	uh-LOB-ee
Brendon Ayanbadejo	—	eye-on-buh-DAY-joe
Atari Bigby	—	uh-TAR-ee
Tony Bua	—	BOO-uh
William Delahoussaye	—	del-uh-WHO-say
Deandre Eiland	—	Dee-AHN-dray, EYE-land
Gus Frerotte	—	Fruh-ROT
Brandon Haw	—	Rhymes with Jaw
Olindo Mare	—	oh-LIND-oh, MAR-ray
Shirdonya Mitchell	—	Shuhr-DON-ya
Chris Solomon	—	so-lo-MO-nuh
Travares Tillman	—	Truh-VAR-us
Jeff Zgonina	—	ska-KNEE-na

Coaches/Front Office

Nick Saban	—	SAY-bin
Charlie Baggett	—	BAG-it
Scott Linehan	—	LIN-uh-han
Randy Mueller	—	MEW-luhr

2005 NFL SCHEDULE

National Football League
280 Park Avenue, New York, NY 10017
Phone: 212-450-2000

AMERICAN CONFERENCE

EASTERN

Buffalo
Miami
New England
N.Y. Jets

SOUTHERN

Houston
Indianapolis
Jacksonville
Tennessee

NORTHERN

Baltimore
Cincinnati
Cleveland
Pittsburgh

WESTERN

Denver
Kansas City
Oakland
San Diego

NATIONAL CONFERENCE

EASTERN

Dallas
N.Y. Giants
Philadelphia

SOUTHERN

Atlanta
Carolina
New Orleans

NORTHERN

Chicago
Detroit
Green Bay

WESTERN

Arizona
Saint Louis
San Francisco

Washington
Tampa Bay
Minnesota
Seattle

2005 NFL Schedule

(All times local)

**THURSDAY, SEPTEMBER 8

Oakland at New England 9:00

SUNDAY, SEPTEMBER 11

Houston at Buffalo 1:00

New Orleans at Carolina 1:00

Cincinnati at Cleveland 1:00

Seattle at Jacksonville 1:00

New York Jets at Kansas City 12:00

Denver at Miami 1:00

Tampa Bay at Minnesota 12:00

Tennessee at Pittsburgh 1:00

Chicago at Washington 1:00

Green Bay at Detroit 4:15

Arizona at New York Giants 4:15

Dallas at San Diego 1:15

St. Louis at San Francisco 1:15

Indianapolis at Baltimore 8:30

MONDAY, SEPTEMBER 12

Philadelphia at Atlanta 9:00

*SUNDAY, SEPTEMBER 18

New England at Carolina 1:00

Detroit at Chicago 12:00

Minnesota at Cincinnati 1:00

Pittsburgh at Houston 12:00

Jacksonville at Indianapolis 12:00

New York Giants at New Orleans 12:00

San Francisco at Philadelphia 1:00

Buffalo at Tampa Bay 1:00

Baltimore at Tennessee 12:00

St. Louis at Arizona 1:05

Atlanta at Seattle 1:05

San Diego at Denver 2:15

Cleveland at Green Bay 3:15

Miami at New York Jets 4:15

Kansas City at Oakland 5:30

MONDAY, SEPTEMBER 19

Washington at Dallas 8:00

*SUNDAY, SEPTEMBER 25

(Byes: Baltimore, Detroit, Houston, Washington)

Atlanta at Buffalo 1:00

Cincinnati at Chicago 12:00

Tampa Bay at Green Bay 12:00

Cleveland at Indianapolis 12:00

Carolina at Miami 1:00

New Orleans at Minnesota 12:00

Jacksonville at New York Jets 1:00

Oakland at Philadelphia 1:00

Tennessee at St. Louis 12:00

Dallas at San Francisco 1:05

Arizona at Seattle 1:05

New England at Pittsburgh 4:15

New York Giants at San Diego 5:30

MONDAY, SEPTEMBER 26

Kansas City at Denver 7:00

**SUNDAY, OCTOBER 2

(Byes: Chicago, Cleveland, Miami, Pittsburgh)

Houston at Cincinnati 1:00

Denver at Jacksonville 1:00

Philadelphia at Kansas City 12:00

San Diego at New England 1:00

Buffalo at New Orleans 12:00

St. Louis at New York Giants 1:00

Detroit at Tampa Bay 1:00

Indianapolis at Tennessee 12:00

Seattle at Washington 1:00

New York Jets at Baltimore 4:05

Minnesota at Atlanta 4:15

Dallas at Oakland 1:15

San Francisco at Arizona (Mexico) 7:30

MONDAY, OCTOBER 3

Green Bay at Carolina 9:00

**SUNDAY, OCTOBER 9

(Byes: Kansas City, Minnesota, New York Giants, Oakland)

New England at Atlanta 1:00

Miami at Buffalo 1:00

Chicago at Cleveland 1:00

Baltimore at Detroit 1:00

New Orleans at Green Bay 12:00

Tennessee at Houston 12:00

Tampa Bay at New York Jets 1:00

Seattle at St. Louis 12:00

Indianapolis at San Francisco 1:05

Carolina at Arizona 1:15

Philadelphia at Dallas 3:15

Washington at Denver 2:15

Cincinnati at Jacksonville 8:30

MONDAY, OCTOBER 10

Pittsburgh at San Diego 6:00

*SUNDAY, OCTOBER 16

(Byes: Arizona, Green Bay, Philadelphia, San Francisco)

Cleveland at Baltimore 1:00

Minnesota at Chicago 12:00

New York Giants at Dallas 12:00

Carolina at Detroit 1:00

Washington at Kansas City 12:00

Atlanta at New Orleans 12:00

Jacksonville at Pittsburgh 1:00

Miami at Tampa Bay 1:00

Cincinnati at Tennessee 12:00

New York Jets at Buffalo 4:15

New England at Denver 2:15

San Diego at Oakland 1:15

Houston at Seattle 5:30

MONDAY, OCTOBER 17

St. Louis at Indianapolis 8:00

*SUNDAY, OCTOBER 23

(Byes: Carolina, Jacksonville, New England, Tampa Bay)

Pittsburgh at Cincinnati 1:00

Detroit at Cleveland 1:00

Indianapolis at Houston 12:00

Kansas City at Miami 1:00

Green Bay at Minnesota 12:00

San Diego at Philadelphia 1:00

New Orleans at St. Louis 12:00

San Francisco at Washington 1:00

Dallas at Seattle 1:05

Tennessee at Arizona 1:15

Baltimore at Chicago 3:15
 Denver at New York Giants 4:15
 Buffalo at Oakland 1:15

MONDAY, OCTOBER 24

New York Jets at Atlanta 9:00

****SUNDAY, OCTOBER 30**

(Byes: Atlanta, Indianapolis,
 New York Jets, Seattle)

Minnesota at Carolina 1:00

Green Bay at Cincinnati 1:00

Arizona at Dallas 12:00

Chicago at Detroit 1:00

Cleveland at Houston 12:00

Miami at New Orleans 12:00

Washington at New York Giants 1:00

Jacksonville at St. Louis 12:00

Oakland at Tennessee 12:00

Kansas City at San Diego 1:05

Philadelphia at Denver 2:15

Tampa Bay at San Francisco 1:15

Buffalo at New England 8:30

MONDAY, OCTOBER 31

Baltimore at Pittsburgh 9:00

***SUNDAY, NOVEMBER 6**

(Byes: Buffalo, Dallas, Denver,
 St. Louis)

Cincinnati at Baltimore 1:00

Tennessee at Cleveland 1:00

Houston at Jacksonville 1:00

Oakland at Kansas City 12:00

Atlanta at Miami 1:00

Detroit at Minnesota 12:00

Chicago at New Orleans 12:00

San Diego at New York Jets 1:00

Carolina at Tampa Bay 1:00

Seattle at Arizona 2:05

New York Giants at San Francisco 1:05

Pittsburgh at Green Bay 3:15

Philadelphia at Washington 8:30

MONDAY, NOVEMBER 7

Indianapolis at New England 9:00

****SUNDAY, NOVEMBER 13**

(Byes: Cincinnati, New Orleans,
 San Diego, Tennessee)

Kansas City at Buffalo 1:00

San Francisco at Chicago 12:00

Arizona at Detroit 1:00

Houston at Indianapolis 1:00

Baltimore at Jacksonville 1:00

New England at Miami 1:00

Minnesota at New York Giants 1:00

Washington at Tampa Bay 1:00

New York Jets at Carolina 4:05

Denver at Oakland 1:05

Green Bay at Atlanta 4:15

St. Louis at Seattle 1:15

Cleveland at Pittsburgh 8:30

MONDAY, NOVEMBER 14

Dallas at Philadelphia 9:00

***SUNDAY, NOVEMBER 20**

Tampa Bay at Atlanta 1:00

Carolina at Chicago 12:00

Indianapolis at Cincinnati 1:00

Miami at Cleveland 1:00

Detroit at Dallas 12:00

New Orleans at New England 1:00

Philadelphia at New York Giants 1:00

Arizona at St. Louis 12:00

Jacksonville at Tennessee 12:00

Oakland at Washington 1:00

Seattle at San Francisco 1:05

Pittsburgh at Baltimore 4:15

New York Jets at Denver 2:15

Buffalo at San Diego 1:15

Kansas City at Houston 7:30

MONDAY, NOVEMBER 21

Minnesota at Green Bay 8:00

THURSDAY, NOVEMBER 24

Atlanta at Detroit 12:30

Denver at Dallas 3:15

****SUNDAY, NOVEMBER 27**

Carolina at Buffalo 1:00

Baltimore at Cincinnati 1:00

St. Louis at Houston 12:00

New England at Kansas City 12:00

Cleveland at Minnesota 12:00

Chicago at Tampa Bay 1:00

San Francisco at Tennessee 12:00

San Diego at Washington 1:00

Jacksonville at Arizona 2:05

Miami at Oakland 1:05

Green Bay at Philadelphia 4:15

New York Giants at Seattle 1:15

New Orleans at New York Jets 8:30

MONDAY, NOVEMBER 28

Pittsburgh at Indianapolis 9:00

***SUNDAY, DECEMBER 4**

Houston at Baltimore 1:00

Atlanta at Carolina 1:00

Green Bay at Chicago 12:00

Jacksonville at Cleveland 1:00

Minnesota at Detroit 1:00

Tennessee at Indianapolis 1:00

Buffalo at Miami 1:00

Tampa Bay at New Orleans 12:00

Dallas at New York Giants 1:00

Cincinnati at Pittsburgh 1:00

Washington at St. Louis 3:05

Arizona at San Francisco 1:05

Denver at Kansas City 3:15

New York Jets at New England 4:15

Oakland at San Diego 5:30

MONDAY, DECEMBER 5

Seattle at Philadelphia 9:00

***SUNDAY, DECEMBER 11**

New England at Buffalo 1:00

Tampa Bay at Carolina 1:00

Cleveland at Cincinnati 1:00

Indianapolis at Jacksonville 1:00

St. Louis at Minnesota 12:00

Oakland at New York Jets 1:00

Chicago at Pittsburgh 1:00

Houston at Tennessee 12:00

Washington at Arizona 2:05

New York Giants at Philadelphia 4:05

San Francisco at Seattle 1:05

Kansas City at Dallas 3:15

Baltimore at Denver 2:15

Miami at San Diego 1:15

Detroit at Green Bay 7:30

MONDAY, DECEMBER 12

New Orleans at Atlanta 9:00

SATURDAY, DECEMBER 17

Tampa Bay at New England 1:30

Kansas City at New York Giants 5:00

Denver at Buffalo 8:30

****SUNDAY, DECEMBER 18**

Arizona at Houston 12:00

San Diego at Indianapolis 1:00

San Francisco at Jacksonville 1:00

New York Jets at Miami 1:00

Pittsburgh at Minnesota 12:00

Carolina at New Orleans 12:00

Seattle at Tennessee 12:00

Dallas at Washington 1:00

Cincinnati at Detroit 4:05

Cleveland at Oakland 1:05

Philadelphia at St. Louis 3:15

Atlanta at Chicago 7:30

MONDAY, DECEMBER 19

Green Bay at Baltimore 9:00

***SATURDAY, DECEMBER 24**

Dallas at Carolina 1:00

Buffalo at Cincinnati 1:00

Pittsburgh at Cleveland 1:00

Jacksonville at Houston 12:00

San Diego at Kansas City 12:00

Tennessee at Miami 1:00

Detroit at New Orleans 12:00

San Francisco at St. Louis 12:00

Atlanta at Tampa Bay 1:00

New York Giants at Washington 1:00

Philadelphia at Arizona 2:05

Oakland at Denver 2:15

Indianapolis at Seattle 1:15

SUNDAY, DECEMBER 25

Chicago at Green Bay 4:00

Minnesota at Baltimore 8:30

MONDAY, DECEMBER 26

New England at New York Jets 9:00

SATURDAY, DECEMBER 31

Denver at San Diego 1:30

New York Giants at Oakland 5:00

****SUNDAY, JANUARY 1**

Carolina at Atlanta 1:00

Baltimore at Cleveland 1:00

Arizona at Indianapolis 1:00

Cincinnati at Kansas City 12:00

Chicago at Minnesota 12:00

Miami at New England 1:00

Buffalo at New York Jets 1:00

Detroit at Pittsburgh 1:00

New Orleans at Tampa Bay 1:00

Tennessee at Jacksonville 4:05

Houston at San Francisco 1:05

Seattle at Green Bay 3:15

Washington at Philadelphia 4:15

St. Louis at Dallas 7:30

* CBS-TV National Weekend

** FOX-TV National Weekend

2005 OPPONENTS

ATLANTA FALCONS

Thu., Sept. 1 at Miami (preseason) – 7:30 p.m.
EDT/WFOR-TV
Sun., Nov. 6 at Miami – 1:00 p.m. EST/FOX-TV

Address: 4400 Falcon Parkway
Flowery Branch, GA 30542
Phone: (770) 965-3115
Owner and CEO: Arthur M. Blank
President & General Manager: Rich McKay
Head Coach: Jim Mora



(2nd NFL Season, 2nd with Falcons)
Career Record: 11-5
Falcons Record: 11-5
Public Relations: Reggie Roberts/Frank Kleha
Stadium (Year Opened): Georgia Dome (1992)
Capacity: 71,228
Playing Surface: FieldTurf
Division: NFC South
2004 Record: 11-5 (1st, NFC South; lost in
NFC Championship Game)
Preseason Record vs. Dolphins: 4-4
Regular Season Record vs. Dolphins: 2-7

ATLANTA FALCONS VS. MIAMI (Regular Season)

RUSHING

NAME	G	ATT.	YDS.	AVG.	TD
Warrick Dunn	2	39	76	1.9	0
Michael Vick	1	5	63	12.6	0
Peerless Price	8	1	4	4.0	0
Fred McCrary	4	2	3	1.5	0

RECEIVING

NAME	G	NO.	YDS.	AVG.	TD
Peerless Price	8	15	269	17.9	2
Warrick Dunn	2	12	190	15.8	1
Fred McCrary	4	4	12	3.0	1
Brian Finneran	1	1	52	52.0	0

PASSING

NAME	G	ATT.	CMP.	YDS.	TD	INT.
Ty Detmer	1	24	18	226	4	1
Michael Vick	1	20	11	214	1	2

• The Dolphins will meet the Falcons for the 10th time in regular-season series history and ninth time in the preseason. Miami owns a 7-2 advantage in the regular season, while the teams have split the previous eight preseason matchups.

• Miami and Atlanta last met on December 30, 2001 in Miami, when the Dolphins won 21-14, led by two Patrick Surtain interceptions and one by Brock Marion, which he returned 26 yards for a touchdown. Atlanta rookie quarterback Michael Vick relieved starter Chris Chandler and completed 11 of 20 for 214 yards, with one touchdown and two interceptions.

• The Falcons' last win over the Dolphins in the regular season occurred in a 38-16 decision on December 27, 1998 at the Georgia Dome.

• The Dolphins were 30-21 victors in the teams' last preseason contest in Miami, on August 22, 2003. The Falcons defeated the Dolphins, 37-0, at home on August 11, 1995, while their last preseason win at Miami was on September 12, 1970, by a 20-17 count. The 37-point loss marks Miami's most lopsided preseason defeat in the club history.

BUFFALO BILLS

Sun., Oct. 9 at Buffalo – 1:00 p.m. EDT/CBS-TV
Sun., Dec. 4 at Miami – 1:00 p.m. EST/CBS-TV

Address: One Bills Drive
Orchard Park, NY 14127-2296
Phone: (716) 648-1800
President: Ralph C. Wilson, Jr.
President/General Manager: Tom Donahoe
Head Coach: Mike Mularkey
(2nd, NFL Season, 2nd with Bills)
Career Record: 9-7
Bills Record: 9-7



Public Relations: Scott Berchtold/Bill Hudock/
Chris Jenkins
Stadium (Year Opened): Ralph Wilson Stadium (1973)
Capacity: 73,967
Playing Surface: AstroPlay
Division: AFC East
2004 Record: 9-7 (3rd, AFC East)
Regular Season Record vs. Dolphins: 29-48-1
Playoff Record vs. Dolphins: 3-1

BUFFALO BILLS VS. MIAMI (Regular Season)

RUSHING

NAME	G	ATT.	YDS.	AVG.	TD
Travis Henry	5	105	454	4.3	2
Willis McGahee	2	49	202	4.1	0
Joe Burns	6	13	52	4.0	0
Eric Moulds	18	4	26	6.5	0
Brian Moorman	6	1	-6	-6.0	0

RECEIVING

NAME	G	NO.	YDS.	AVG.	TD
Eric Moulds	18	62	1086	17.5	10
Mark Campbell	4	8	92	11.5	1
Josh Reed	6	8	74	9.3	0
Lee Evans	2	6	142	23.7	2
Travis Henry	5	4	38	9.5	0
Willis McGahee	2	4	35	8.8	0
Tim Euhus	2	4	32	8.0	1
Ryan Neufeld	4	2	40	20.0	0
Daimon Shelton	4	2	23	11.5	0
Joe Burns	6	1	6	6.0	0

PASSING

NAME	G	ATT.	CMP.	YDS.	TD	INT.
Travis Henry	5	1	0	0	0	1

• Buffalo swept the 2004 series against Miami with a 20-13 win at Ralph Wilson Stadium on October 17 and a 42-32 victory on December 5 at Dolphins Stadium. This marked the sixth straight season in which the same team won both contests. The Dolphins swept the series in 2000, 2001 and 2003, while the Bills also won both games in 1999 and 2002.

• The Bills sweep in 2004 was their ninth time winning both regular season contests in the 39-year history of the series. The Dolphins have won both games on 19 occasions, while the teams have split the series 11 times.

• Miami leads the all-time regular season series by a 48-29-1 margin. The Dolphins own a 22-17 advantage at Ralph Wilson Stadium and 26-12-1 mark at home, although the Bills are 10-8 against the Dolphins in regular season games staged at Dolphins Stadium. Miami has lost both postseason contests at Buffalo, while the teams have split two in Miami.

• Miami set the NFL record for consecutive wins over one team with 20 against Buffalo from 1970-79.

CAROLINA PANTHERS

Sun., Sept. 25 at Miami – 1:00 p.m. EDT/FOX-TV

Address: 800 South Mint Street

Charlotte, NC 28202

Phone: (704) 358-7000

Owner/Founder: Jerry Richardson

General Manager: Marty Hurney

Head Coach: John Fox

(4th NFL Season, 4th with Panthers)

Career Record: 25-23

Panthers Record: 25-23

Public Relations: Charlie Dayton/Bruce Speight/
Steven Drummond/Deedee Mills

Stadium (Year Opened): Bank of America
Stadium (1996)

Capacity: 73,298

Playing Surface: Grass

Division: NFC South

2004 Record: 7-9 (3rd, NFC South)

Regular Season Record vs. Dolphins: 0-2

CAROLINA PANTHERS VS. MIAMI

(Regular Season)

RUSHING

NAME	G	ATT.	YDS.	AVG.	TD
Chris Weinke	1	1	16	16.0	0
Steve Smith	1	1	10	10.0	0
Brad Hoover	1	3	8	2.7	2

RECEIVING

NAME	G	NO.	YDS.	AVG.	TD
Ricky Proehl	5	12	150	12.5	1

650 • 2005 Opponents

Freddie Jones	3	7	54	7.7	0
Javin Hunter	1	2	15	7.5	0
Steve Smith	1	1	29	29.0	0
Brad Hoover	1	1	6	6.0	0
Kris Mangum	1	1	3	3.0	0

PASSING

NAME	G	ATT.	CMP.	YDS.	TD	INT.
Chris Weinke	1	21	9	158	0	1

• This game marks just the third meeting between the Dolphins and Panthers. The first contest occurred on November 15, 1998 at Bank of America Stadium, when Miami registered a 13-9 victory over Carolina.

• The Panthers will make their second trip to Dolphins Stadium in 2005. In the first meeting, on November 4, 2001, Miami defeated Carolina 23-6, led by Olindo Mare's three field goals, Oronde Gadsden's 102 yards receiving and Patrick Surtain's 29-yard interception return for a touchdown.

• As a result of Arizona's 24-23 victory over the Dolphins in 2004, Carolina is the only team to have never registered a win against Miami. Only Houston, which beat the Dolphins to open the 2003 season, has played fewer games against Miami than Carolina.

CHICAGO BEARS

Mon., Aug. 8 at Canton, Ohio (preseason) –
8:00 p.m. EDT/ABC-TV

Address: Halas Hall

1000 Football Drive

Lake Forest, IL 60045

Phone: (847) 295-6600

President and CEO: Ted Phillips

General Manager: Jerry Angelo

Head Coach: Lovie Smith

(2nd NFL Season, 2nd with Bears)

Career Record: 5-11

Bears Record: 5-11

Public Relations: Jim Christman/Roger Hacker/
Brian Hardin/Sharon Lehner

Stadium (Year Opened): Soldier Field (1924)

Capacity: 61,500

Playing Surface: Grass

Division: NFC North

2004 Record: 5-11 (4th, NFC North)

Preseason Record vs. Dolphins: 7-4-1

Regular Season Record vs. Dolphins: 3-6

CHICAGO BEARS VS. MIAMI

(Regular Season)

RUSHING

NAME	G	ATT.	YDS.	AVG.	TD
Adrian Peterson	1	3	11	3.7	0

RECEIVING

NAME	G	NO.	YDS.	AVG.	TD
M. Muhammed	2	7	66	9.4	0
Desmond Clark	1	4	31	7.8	1

John Gilmore	1	2	24	12.0	0
Adrian Peterson	1	1	7	7.0	0
Ron Johnson	1	1	5	5.0	0

PASSING

NAME	G	ATT.	CMP.	YDS.	TD	INT.
NO PLAYER WITH REGULAR SEASON STATISTICS						

• This Hall of Fame Game will be the Dolphins' third after losing 17-3 to Philadelphia in 1978 and 17-10 to St. Louis in 2001. The Bears have played in three such contests and have been victorious in all of them. Chicago won the HOF Game in 1968, 1977 and 1990.

• The Dolphins lead the all-time regular season series, 6-3, including a 27-9 win in the most recent meeting, on December 9, 2002 at Dolphins Stadium. On that Monday night, Miami unveiled an aqua-on-aqua look, while running back Ricky Williams recorded his second straight 200-yard rushing performance, totaling 216 yards and two touchdowns on 31 carries.

• The teams last faced off in the preseason game in 2002 at Miami, where the Dolphins won, 24-22. The Bears own a 7-4-1 advantage in the series. Chicago's preseason victory total against the Dolphins is tied with Tampa Bay for the second-most preseason wins against the Dolphins, trailing only Minnesota's 12.

CLEVELAND BROWNS

Sun., Nov. 20 at Cleveland – 1:00 p.m. EST/
CBS-TV

Address: 76 Lou Groza Boulevard
Berea, OH 44017

Phone: (440) 891-5000

Owner: Randolph D. Lerner

President & CEO: John Collins

Senior Vice President & General Manager:
Phil Savage

Head Coach: Romeo Crennel
(1st NFL Season, 1st with Browns)

Career Record: 0-0

Browns Record: 0-0

Public Relations: Bill Bonsiewicz/Ken Mather/
Amy Palcic/Nathan Boudreaux

Stadium (Year Opened): Cleveland Browns
Stadium (1999)

Capacity: 73,200

Playing Surface: Grass

Division: AFC North

2004 Record: 4-12 (4th, AFC North)

Regular Season Record vs. Dolphins: 4-7

Postseason Record vs. Dolphins: 0-2

CLEVELAND BROWNS VS. MIAMI (Regular Season)

RUSHING

NAME	G	ATT.	YDS.	AVG.	TD
Lee Suggs	1	38	143	3.8	0
R. Droughns	2	18	62	3.4	0
Trent Dilfer	2	8	8	1.0	0

RECEIVING

NAME	G	NO.	YDS.	AVG.	TD
Antonio Bryant	1	5	59	11.8	1
Dennis Northcutt	1	4	114	28.5	1
Steve Heiden	1	1	27	27.0	0
Lee Suggs	1	1	4	4.0	0
Keith Heinrich	1	1	1	1.0	0

PASSING

NAME	G	ATT.	CMP.	YDS.	TD	INT.
Trent Dilfer	2	52	32	444	5	3

• Miami defeated Cleveland, 10-7, in a Sunday night contest on December 26, 2004. The game ended an 11-year drought in which the teams failed to meet. The teams last met in Cleveland on October 10, 1993, when the Dolphins earned a 24-14 victory.

• This will be the Dolphins first trip, regular season or postseason, to Browns Stadium.

• Miami has won six straight series meetings dating back to 1988. The Browns' last victory came on November 10, 1986 at home.

• The Dolphins own a 9-4 advantage in this series, including a 2-0 record in the postseason. Both of the Dolphins' playoff wins over the Browns took place in Miami.

DENVER BRONCOS

Sun., Sept. 11 at Miami – 1:00 p.m. EDT/CBS-TV

Address: 13655 Broncos Parkway
Englewood, CO 80112

Phone: (303) 649-9000

President & CEO: Pat Bowlen

Exec. VP of Foot. Ops/Head Coach: Mike Shanahan
(13th NFL Season, 11th with Broncos)

Career Record: 109-71

Broncos Record: 101-59

Public Relations: Jim Saccomano/Paul Kirk/
Rebecca Villanueva/ Patrick Smyth/Dave
Gaylenn

Stadium (Year Opened): INVESCO Field at Mile
High (2001)

Capacity: 76,125

Playing Surface: Grass

Division: AFC West

2004 Record: 10-6 (2nd, AFC West; lost in
first round of playoffs)

Regular Season Record vs. Dolphins: 3-9-1

Postseason Record vs. Dolphins: 1-0

DENVER BRONCOS VS. MIAMI (Regular Season)

RUSHING

NAME	G	ATT.	YDS.	AVG.	TD
Tatum Bell	1	17	123	7.2	2
Mike Anderson	2	11	41	3.7	0
Jake Plummer	2	7	15	2.1	0
Jerry Rice	6	1	10	10.0	0
Rod Smith	4	1	-10	-10.0	0

RECEIVING

NAME	G	NO.	YDS.	AVG.	TD
Jerry Rice	6	25	427	17.1	6
Rod Smith	4	20	239	12.0	0
Stephen Alexander	2	10	99	9.9	0
Ashley Lelie	2	4	101	25.3	1
Mike Anderson	2	2	53	26.5	1
Jeb Putzier	1	2	30	15.0	0
Kyle Johnson	1	2	22	11.0	0
Darius Watts	1	1	16	16.0	0
Tatum Bell	1	1	-6	-6.0	0

PASSING

NAME	G	ATT.	CMP.	YDS.	TD	INT.
Jake Plummer	2	57	27	331	0	6

- Denver ended Miami's six-game regular season series winning streak in week 14 of last year with a 20-17 victory on December 12 at INVESCO Field at Mile High Stadium. It was the Broncos' first regular season win over Miami since October 27, 1968, at Denver. Denver did win the lone playoff contest between the two teams, 38-3, at home on January 9, 1999, in a Divisional contest.

- The Broncos have never won at Miami in six regular season matchups.

- Miami owns a 9-3-1 advantage in this regular season series, with its last win coming in a 24-22 decision on October 13, 2002 at INVESCO Field at Mile High. In that contest, Broncos kicker Jason Elam connected on a 55-yard field goal with 45 seconds remaining to give Denver a 22-21 advantage. Just 39 seconds later, Miami's Olindo Mare nailed a 53-yarder to give the Dolphins the victory. That Sunday night classic marked the first time in NFL history that a kicker from each team accounted for a field goal of 50 yards or longer with less than a minute to play in the game.

- This will be the sixth regular season meeting between these teams and seventh overall in eight seasons. The teams did not meet in 2000 or 2003, but met in the regular season and postseason during the 1998 campaign. Prior to 1998, the Dolphins and Broncos had not faced one another since September 29, 1985.

- The game will mark just the 15th time in franchise history that the Dolphins have opened the season at home. However, it will be the fourth straight year and fifth time in the last six seasons that Miami has commenced the regular season at Dolphins Stadium.

- This will be the fourth time and first since 1999 that these teams have met to open the season. Miami won that affair, 38-21, in a Monday night game at Mile High Stadium. On the only occasion Denver commenced its season at Miami, on September 17, 1967, the Broncos prevailed, 35-21.

JACKSONVILLE JAGUARS

Sat. Aug. 13, Miami at Jacksonville (preseason)

– 7:30 p.m. EDT/WFOR

Address: One ALLTEL Stadium Place
Jacksonville, FL 32202



Phone: (904) 633-6000

Chairman and CEO: Wayne Weaver

Head Coach: Jack Del Rio

(3rd NFL Season, 3rd with Jaguars)

Career Record: 14-18

Jaguars Record: 14-18

Public Relations: Dan Edwards/Hunter Robinson/
Alisa Abbott

Stadium (Year Opened): ALLTEL Stadium (1995)

Capacity: 67,164

Playing Surface: Grass

Division: AFC South

2004 Record: 9-7 (2nd, AFC South)

Preseason Record vs. Dolphins: 2-1

Regular Season Record vs. Dolphins: 1-1

Postseason Record vs. Dolphins: 1-0

JACKSONVILLE JAGUARS VS. MIAMI (Regular Season)

RUSHING

NAME	G	ATT.	YDS.	AVG.	TD
Fred Taylor	2	28	124	4.4	2
Byron Leftwich	1	5	24	4.8	1
LaBrandon Toefield	1	4	15	3.8	0
C. Fuamatu-Ma'afala	2	4	13	3.3	0

RECEIVING

NAME	G	NO.	YDS.	AVG.	TD
Kyle Brady	9	14	186	13.3	2
Fred Taylor	2	9	66	7.3	0
Jimmy Smith	2	7	106	15.1	0
Chris Cole	1	4	43	10.8	0
Troy Edwards	1	3	29	9.7	0
David Allen	1	1	31	31.0	0
LaBrandon Toefield	1	1	14	14.0	0
Chris Fuamatu-Ma'afala	2	1	4	4.0	0

PASSING

NAME	G	ATT.	CMP.	YDS.	TD	INT.
Byron Leftwich	1	42	24	256	0	3

- This will be Miami's fourth overall preseason meeting against Jacksonville and its third in as many seasons. The Jaguars lead the preseason series 2-1, but the Dolphins emerged victorious on August 14, 2004, with a 16-5 win at Dolphins Stadium.

- The Jaguars last preseason win over the Dolphins came in a 27-23 decision on August 15, 2003 at ALLTEL Stadium. Jacksonville's winning scoring drive was led by then-rookie quarterback Byron Leftwich, who was orchestrating just the second drive of his first professional appearance. The first-round pick from Marshall took the Jaguars 70 yards in 3:11

before throwing a 17-yard touchdown to Donald Hayes with 1:02 remaining, which proved to be the difference.

- The Dolphins first played host to the Jags during the 1995 preseason as Jacksonville registered a 24-21 win in their inaugural season.

KANSAS CITY CHIEFS

Sun., Oct. 23 at Miami – 1:00 p.m. EDT/CBS-TV

Address: One Arrowhead Drive
Kansas City, MO 64129

Phone: (816) 920-9300

Founder/Chairman: Lamar Hunt

President/General Manager/CEO: Carl Peterson

Head Coach: Dick Vermeil
(19th NFL Season, 5th with Chiefs)

Career Record: 110-103

Chiefs Record: 34-30

Public Relations: Bob Moore/Pete Moris/
Patrick Herb/Brad Kuhbander

Stadium (Year Opened): Arrowhead Stadium
(1972)

Capacity: 79,451

Playing Surface: Grass

Division: AFC West

2004 Record: 7-9 (3rd, AFC West)

Regular Season Record vs. Dolphins: 11-10

Postseason Record vs. Dolphins: 0-3



KANSAS CITY CHIEFS VS. MIAMI (Regular Season)

RUSHING

NAME	G	NO.	YDS.	AVG.	TD
Priest Holmes	2	29	77	2.7	1
Robert Holcombe	4	27	62	2.3	0
Trent Green	1	3	48	16.0	0
Tony Richardson	2	2	5	2.5	0
Dante Hall	1	1	5	5.0	0
Eddie Kennison	2	1	4	4.0	0

RECEIVING

NAME	G	NO.	YDS.	AVG.	TD
Tony Gonzalez	2	8	161	20.1	4
Priest Holmes	2	8	81	10.1	0
Robert Holcombe	4	4	21	5.3	0
Dante Hall	1	3	21	7.0	0
Eddie Kennison	2	2	57	58.5	0
Freddie Mitchell	1	2	30	15.0	0
Jason Dunn	1	1	25	25.0	0
Tony Richardson	2	1	5	5.0	0

PASSING

NAME	G	ATT.	CMP.	YDS.	TD	INT.
Trent Green	1	34	24	328	5	0
Todd Collins	3	42	20	155	0	1
Freddie Mitchell	1	1	1	25	1	0

- This will be the first meeting between these teams since Kansas City defeated Miami, 48-30, on September 29, 2002, at Arrowhead Stadium. Those 48 points are the most Miami has given up in the regular season since 1986. Chiefs quarterback Trent Green was 24 of 34 for

328 yards. He tossed five touchdowns and no interceptions. Tight end Tony Gonzalez, who caught three of the touchdown passes, finished with seven grabs for 140 yards. That victory snapped the Dolphins' five-game series winning streak dating back to 1993, including one playoff contest. Overall, the Chiefs lead the regular season series, 11-10, while the Dolphins own a 3-0 edge in the postseason.

- Kansas City last visited Miami in 1997, losing 17-14 on October 5. The Chiefs' last win at Miami was on Christmas Eve of 1989, by a 27-24 margin. Overall, the Dolphins are 8-5 against the Chiefs in Miami during the regular season, including a 5-1 mark at Dolphins Stadium.

- The Chiefs were the Dolphins' first regular season opponent at Dolphins Stadium, as Miami recorded a 42-0 victory on October 11, 1987 in a replacement game.

- The Chiefs won the first six games of this series, including two in 1966, the Dolphins' inaugural year. Since then, Miami is 13-5 against Kansas City, including the postseason.

NEW ENGLAND PATRIOTS

Sun., Nov. 13 at Miami – 1:00 p.m. EST/CBS-TV

Sun., Jan. 1 at New England – 1:00 p.m. EST/
CBS-TV

Address: Gillette Stadium

One Patriot Place

Foxboro, MA 02035

Phone: (508) 543-8200

Owner: Robert Kraft

VP of Player Personnel: Scott Pioli

Head Coach: Bill Belichick
(11th NFL Season, 6th with Patriots)

Career Record: 89-71

Patriots Record: 53-27

Media Relations: Stacey James/Michelle Murphy/
Casey O'Connell/Jared Puffer

Stadium (Year Opened): Gillette Stadium (2002)

Capacity: 68,000

Playing Surface: Grass

Division: AFC East

2004 Record: 14-2 (1st, AFC East; won Super Bowl XXXIX)

Regular Season Record vs. Dolphins: 31-45

Playoff Record vs. Dolphins: 2-1

NEW ENGLAND PATRIOTS VS. MIAMI (Regular Season)

RUSHING

NAME	G	ATT.	YDS.	AVG.	TD
Corey Dillon	3	66	325	4.9	1
Kevin Faulk	12	84	322	3.8	0
Doug Flutie	7	27	108	4.0	0
Chad Morton	4	8	47	5.9	0
Patrick Pass	9	14	45	3.2	0
Tom Brady	8	21	17	0.8	0
Tim Dwight	3	2	14	7.0	0

RECEIVING

NAME	G	NO.	YDS.	AVG.	TD
------	---	-----	------	------	----



Kevin Faulk	12	28	302	10.8	2
Deion Branch	3	19	260	13.7	0
Daniel Graham	4	12	58	4.8	2
David Givens	6	10	97	9.7	2
Patrick Pass	9	5	46	9.2	1
Jed Weaver	2	4	27	6.8	0
Chad Morton	4	2	21	10.5	0
Tim Dwight	3	2	12	6.0	0
Corey Dillon	3	3	5	1.7	1
Tom Brady	8	1	23	23.0	0

PASSING

NAME	G	ATT.	CMP.	YDS.	TD	INT.
Tom Brady	8	231	130	1348	11	8
Doug Flutie	7	113	58	776	6	4
Kevin Faulk	12	1	1	23	0	0
David Patten	4	1	0	0	0	0

• Miami joined the Pittsburgh Steelers as the only teams to defeat the eventual repeat Super Bowl Champion New England Patriots in 2004. The miraculous 29-28 Monday night victory in Week 15, on December 20, 2004, earned the Dolphins their first win over the Patriots in five meetings. The Dolphins trailed by 11 with less than four minutes to play before embarking on a seven-play, 68-yard drive capped off by a Sammy Morris 1-yard run, cutting the lead to five. Brendon Ayanbadejo, making his first career start, recorded his first career interception on the Patriots' ensuing possession. The Dolphins' took over at the Patriots' 21, but quickly found themselves at fourth-and-10 from that spot. Nonetheless, A.J. Feeley found a leaping Derrius Thompson in the end zone to give Miami the victory.

• The game marked Miami's 13th win in the last 15 games against New England at Dolphins Stadium.

• In the season's earlier matchup at Foxboro, the Patriots defeated the Dolphins, 24-10, for their league-record 19th straight victory, dating back to the previous season. Meanwhile, Miami rookie Wes Welker became the first player in NFL history to kick off, kick a field goal and an extra point and return a kickoff and punt in the same game. In addition to his usual returning duties, Welker was forced into the kicking role when Olindo Mare injured his calf in pregame warm-ups. Welker became the first Dolphins non-kicker to record a point via a kick and earned the AFC Special Teams Player of the Week Award for his performance.

• The Dolphins began playing the Patriots twice a year during the regular season in 1967 and have swept the regular season series 13 times, while New England has owned the series on five occasions, all coming since 1986. Miami and New England have split the season series 19 times. In 1966 and 1982, the teams faced off only once during the regular season, with the Patriots emerging victorious on both occasions. The Dolphins lead the regular season series 45-31, while the Patriots hold a 2-1 advantage in postseason contests.

• Overall, the Dolphins are 31-8 against the Patriots in games decided in Miami, including a

30-7 mark in the regular season. Their record versus New England at Dolphins Stadium is 13-5. The Dolphins are 15-23 against the Patriots in New England during the regular season, including an 0-3 register at Gillette Stadium.

• When the Dolphins travel to Foxboro on New Year's Day, it will mark the seventh time in the last eight seasons that Miami has visited the Patriots in December or January, with last season being the lone exception over this span. It will also be the Dolphins' first-ever time playing on New Year's Day.

• The Dolphins and Patriots last faced each other in a season finale in 2002, when a 27-24 overtime victory by New England kept Miami from reaching the playoffs. The 2005 season will mark the tenth time that the Dolphins have closed out the regular season against the Patriots, and the fourth occasion since 1997. Each team has won five of those matchups.

NEW ORLEANS SAINTS

Sun., Oct 30 at New Orleans – 1:00 p.m. EST/
CBS-TV

Address: 5800 Airline Drive
Metairie, LA 70003

Phone: (504) 733-0255

Owner: Tom Benson

Exec. VP/General Manager: Mickey Loomis

Head Coach: Jim Haslett
(6th NFL Season, 6th with Saints)

Career Record: 42-38

Saints Record: 42-38

Public Relations: Greg Bense/Nick Zeller/
Justin Macione/Nick Karl

Stadium (Year Opened): Superdome (1975)

Capacity: 66,000

Playing Surface: Momentum Turf

Division: NFC South

2004 Record: 8-8 (2nd, NFC South)

Regular Season Record vs. Dolphins: 3-5

NEW ORLEANS SAINTS VS. MIAMI

(Regular Season)

RUSHING

NAME	G	NO.	YDS.	AVG.	TD
Antowain Smith	13	226	789	3.5	4
Fred McAfee	5	16	90	5.6	0
Az-Zahir Hakim	2	2	12	6.0	0

RECEIVING

NAME	G	NO.	YDS.	AVG.	TD
Az-Zahir Hakim	2	12	115	9.6	0
Ernie Conwell	2	5	45	9.0	0
Antowain Smith	13	5	17	3.4	0
Fred McAfee	5	3	20	6.7	0

PASSING

NAME	G	ATT.	CMP.	YDS.	TD	INT.
NO PLAYER WITH REGULAR SEASON STATS						

• While the Saints are the Dolphins' third most common preseason opponent with 17 meetings, the two teams have squared off only eight times in the regular season.



- The Dolphins' six-year gap since they last played the Saints is their longest active streak of not having played another NFL team in regular or postseason play.

- The Dolphins won the teams' last regular season matchup, on November 29, 1998 at Dolphins Stadium. Three Dan Marino touchdown passes to O.J. McDuffie and three Olindo Mare field goals accounted for the 30-10 final score. Marino's second touchdown pass of the game, a seven-yard strike, was the 400th of his career. The Saints' last series victory was a 33-30 decision on October 15, 1995 at the Superdome, the last regular season game played between these two teams in New Orleans.

- Miami leads the regular season series, 5-3. The Dolphins are 3-0 at home against the Saints, but just 2-3 in the New Orleans. Miami's last win in New Orleans during the regular season was on December 7, 1986, when it emerged with a 31-27 victory.

NEW YORK JETS

Sun., Sept. 18 at New York – 4:15 p.m. EDT/
CBS-TV

Sun., Dec. 18 at Miami – 1:00 p.m. EST/CBS-TV

Address: 1000 Fulton Avenue
Hempstead, NY 11550

Phone: (516) 560-8100

Chairman and CEO: Woody Johnson

President: Jay Cross

General Manager: Terry Bradway

Head Coach: Herman Edwards

(5th NFL Season, 5th with Jets)

Career Record: 35-29

Jets Record: 35-29

Public Relations: Ron Colangelo/Doug Miller/
Jared Winley

Stadium (Year Opened): Giants Stadium (1976)

Capacity: 78,739

Playing Surface: Field Turf

Division: AFC East

2004 Record: 10-6 (2nd, AFC East; lost in
Divisional Playoff Round)

Regular Season Record vs. Dolphins: 40-37-1

Playoff Record vs. Dolphins: 0-1

NEW YORK JETS VS. MIAMI

(Regular Season)

RUSHING

NAME	G	NO.	YDS.	AVG.	TD
Curtis Martin	19	378	1435	3.8	13
B.J. Askew	4	6	23	3.8	0
Jerald Sowell	15	1	4	4.0	0
Laveranues Coles	7	2	3	1.5	0
Chad Pennington	6	4	2	0.5	0
Wayne Chrebet	19	1	1	1.0	0
Justin McCareins	4	1	-3	-3.0	0

RECEIVING

NAME	G	NO.	YDS.	AVG.	TD
Wayne Chrebet	19	69	969	14.0	8
Curtis Martin	19	45	358	8.0	0
Laveranues Coles	7	23	330	14.5	5

Jerald Sowell	15	13	73	5.6	0
Justin McCareins	4	7	123	17.6	2
Doug Jolley	1	3	62	20.7	0
Chris Baker	5	2	16	8.0	1
Jerricho Cotchery	1	1	5	5.0	0

PASSING

NAME	G	ATT.	CMP.	YDS.	TD	INT.
Chad Pennington	6	101	66	752	4	2

- The Jets swept the Dolphins in 2004, following Miami's season-sweep in 2003. In fact, eight of the past nine seasons have been sweeps by one team or the other. The Dolphins have done it in 1996, 1997 and 2003, while the Jets have done it from 1998-2001 and 2004. Only in 2002 did the teams split, with each team winning at home.

- The Jets currently lead the all-time regular season series by a 40-37-1 margin. Miami is 1-0 versus the Jets in postseason play.

- The Jets hold a 23-16 advantage in games played in New York, including a 13-7 mark at Giants Stadium. The Dolphins are 21-17-1 in regular season play and 1-0 in the postseason against the Jets in Miami. They are 9-9 versus the Jets at Dolphins Stadium.

- Miami's 21-10 victory over the Jets on September 14, 2003 was the team's last win over the Jets at the Meadowlands, while the Dolphins last victory in the series was in the 2003 finale at Dolphins Stadium.

OAKLAND RAIDERS

Sun., Nov. 27 at Oakland – 1:00 p.m. EDT/CBS-TV

Address: 1220 Harbor Bay Parkway
Alameda, CA 94502

Phone: (510) 864-5000

Owner: Al Davis

Senior Personnel Executive: Michael Lombardi

Head Coach: Norv Turner

(9th NFL Season, 2nd with Raiders)

Career Record: 54-70-1

Raiders Record: 54-70-1

Public Relations: Mike Taylor/ Zac Emmons

Stadium (Year Opened): McAfee Coliseum
(1966)

Capacity: 62,748

Playing Surface: Grass

Division: AFC West

2004 Record: 5-11 (4th, AFC West)

Regular Season Record vs. Dolphins: 15-10-1

Postseason Record vs. Dolphins: 3-1

OAKLAND RAIDERS VS. MIAMI

(Regular Season)

RUSHING

NAME	G	NO.	YDS.	AVG.	TD
LaMont Jordan	8	28	177	6.3	1
Zack Crockett	9	20	116	5.8	0
Rich Gannon	5	10	50	5.0	0
J.R. Redmond	4	20	44	2.2	0
Kerry Collins	2	5	35	7.0	0

Randy Moss 2 1 9 9.0 0
RECEIVING

NAME	G	NO.	YDS.	AVG.	TD
Randy Moss	2	13	197	15.2	1
LaMont Jordan	8	9	98	10.9	0
Zack Crockett	9	6	27	4.5	0
Jerry Porter	2	2	36	18.0	1
J.R. Redmond	4	2	8	4.0	0

PASSING

NAME	G	ATT.	CMP.	YDS.	TD	INT.
Rich Gannon	5	111	50	598	2	3
Kerry Collins	2	67	40	386	0	6
Randy Moss	2	1	1	13	1	0

• Oakland holds a 15-10-1 regular season advantage and a 3-1 postseason edge in this series.

• The teams last met on December 15, 2002, when Miami won, 23-17, at Dolphins Stadium. That game, highlighted by Jason Taylor's three sacks and Chris Chambers' seven catches for 138 yards, marked the Dolphins' fifth straight regular season win in the series. The Raiders, however, won a Divisional Playoff matchup, 27-0, at Oakland following the 2000 season.

• The last regular season contest between these teams at Oakland was on October 31, 1999, a 16-9 Dolphins victory. The Raiders' last regular season win over the Dolphins came at home on December 1, 1996, by the score of 17-7.

• The Raiders own an 11-4 overall home record against the Dolphins, a mark which includes a 3-0 record in the postseason. Oakland owns a 6-3 regular season advantage at McAfee Coliseum, while the teams split the two regular season matchups in Los Angeles while the Raiders were located there. A September 23, 1973 matchup was staged in Berkeley, Calif.

• The Dolphins overall winning percentage of .383, including postseason games, against the Raiders is their lowest against any of the 29 teams they have played at least four times, which excludes Houston (0-1) and Jacksonville (1-2).

PITTSBURGH STEELERS

Sat., Aug. 20 at Pittsburgh (preseason) – 7:30 p.m.
 EDT/WFOR-TV

Address: UPMC Sports Performance Complex
 3400 South Water Street
 Pittsburgh, PA 15203

Phone: (412) 432-7800

Chairman: Daniel M. Rooney

President: Arthur J. Rooney II

Head Coach: Bill Cowher
 (13th NFL Season, 13th with Steelers)

Career Record: 130-77-1

Steelers Record: 130-77-1

Public Relations: Dave Lockett/Vicky Iuni
Stadium (Year Opened): Heinz Field (2001)

Capacity: 64,350

Playing Surface: Grass/DD GrassMaster

Division: AFC North

2004 Record: 15-1 (1st, AFC North; lost AFC



Championship Game)

Preseason Record vs. Dolphins: 1-2

Regular Season Record vs. Dolphins: 8-9

Postseason Record vs. Dolphins: 1-2

PITTSBURGH STEELERS VS. MIAMI

(Regular Season)

RUSHING

NAME	G	NO.	YDS.	AVG.	TD
Duce Staley	3	47	232	4.9	0
Jerome Bettis	4	53	200	3.8	0
Verron Haynes	1	7	34	4.9	0
Charlie Batch	1	2	6	3.0	0
Antwaan Randle-El	1	1	4	4.0	0

RECEIVING

NAME	G	NO.	YDS.	AVG.	TD
Hines Ward	2	10	114	11.4	1
Cedrick Wilson	2	5	59	11.8	0
Jerome Bettis	4	3	30	10.0	0
Marco Battaglia	1	2	19	9.5	0
Duce Staley	3	2	1	0.5	0
Antwaan Randle-El	1	1	7	7.0	0

PASSING

NAME	G	ATT.	CMP.	YDS.	TD	INT.
B.Roethlisberger	1	22	12	163	1	1
Charlie Batch	1	16	8	95	0	0

• Miami owns a 2-1 advantage in preseason matchups against Pittsburgh, with the Steelers winning the last meeting, at Three Rivers Stadium on August 5, 2000, by the score of 13-10. The Dolphins last won in this preseason series, at home, in 1994.

• Miami holds a 2-1 postseason advantage over Pittsburgh. Their two playoff victories over the Steelers came in AFC Championship games, propelling them to Super Bowls following the 1972 and 1984 seasons.

• The Dolphins lead the regular season series by a 9-8 advantage, despite losing the most recent meeting in week three of last season, on September 26, 2004 at Dolphins Stadium, 13-3.

• These two franchises combined for seven AFC Championships and six Super Bowl titles in the 1970's. The Steelers were victorious in all four of their Super Bowl appearances, while the Dolphins went 2-1.

• Since the 1970 AFL-NFL merger, the Dolphins (338-196-2, .632) and the Steelers (322-212-2, .603) are the NFL's top-ranked teams, respectively, in winning percentage.

SAN DIEGO CHARGERS

Sun., Dec. 11 at San Diego – 1:00 p.m. EST/
 CBS-TV

Address: 4020 Murphy Canyon Road
 San Diego, CA 92123

Phone: (858) 874-4500

Chairman of the Board: Alex G. Spanos



President - CEO: Dean Spanos
Exec. Vice President: Michael A. Spanos
Exec. Vice President-General Manager: A.J. Smith

Head Coach: Marty Schottenheimer
 (20th NFL Season, 4th with Chargers)

Career Record: 177-117-1

Chargers Record: 24-24

Public Relations: Bill Johnston/ Scott Yoffe/
 Jennifer Rojas/Jamaal LaFrance

Stadium (Year Opened): Qualcomm Stadium
 (1967)

Capacity: 70,000

Playing Surface: Grass

Division: AFC West

2004 Record: 12-4 (1st, AFC West; lost in
 first round of playoffs)

Regular Season Record vs. Dolphins: 10-10

Postseason Record vs. Dolphins: 2-2

SAN DIEGO CHARGERS VS. MIAMI (Regular Season)

RUSHING

NAME	G	NO.	YDS.	AVG.	TD
L. Tomlinson	2	38	107	2.8	1
Drew Brees	2	4	24	6.0	0
Jesse Chatman	2	4	18	4.5	0
Lorenzo Neal	5	5	4	0.8	0

RECEIVING

NAME	G	NO.	YDS.	AVG.	TD
L. Tomlinson	2	13	94	7.2	0
Keenan McCardell	1	3	86	28.7	2
Lorenzo Neal	5	3	14	4.7	0
Reche Caldwell	1	2	17	8.5	0
Justin Peelle	2	1	3	3.0	0

PASSING

NAME	G	ATT.	CMP.	YDS.	TD	INT.
Drew Brees	2	52	34	297	0	4

• The all-time regular season series between these teams is tied at 10-10. The Dolphins, however, have captured the last five contests, including the most recent meeting, a 26-10 decision on October 27, 2003. That Monday night game was to be Dolphins linebacker Junior Seau's homecoming to the city where he earned 12 Pro Bowl berths as a Charger from 1990-2002, but was moved to Tempe, Ariz. to avoid Southern California wildfires.

• The Chargers' last regular season victory in this series occurred on December 27, 1993 as they outscored the Dolphins, 45-20. More recently, San Diego handed Miami a 22-21 postseason defeat on January 8, 1995, in a Divisional contest at Qualcomm Stadium, tying its playoff record against the Dolphins at 2-2.

• The Dolphins last visited Qualcomm Stadium on November 12, 2000 and earned a 17-7 victory. Overall, the Chargers hold an 8-5 advantage in this series when playing at home, including a 7-4 register at Qualcomm Stadium, a 1-0 mark at Balboa Stadium and an 0-1 record

at Sun Devil Stadium. This home mark comprises a 7-5 regular season record and a 1-0 slate in the postseason.

TAMPA BAY BUCCANEERS

Sat., Aug. 27 at Miami (preseason) – 7:30 p.m.
 EDT/WFOR-TV

Sun., Oct. 16 at Tampa Bay – 1:00 p.m. EDT/
 CBS-TV

Address: One Buccaneer Place
 Tampa, FL 33607

Phone: (813) 870-2700

Owner/President: Malcolm Glazer

General Manager: Bruce Allen

Head Coach: Jon Gruden

(8th NFL Season, 4th with Buccaneers)

Career Record: 62-50

Buccaneers Record: 24-24

Public Relations: Jeff Kamis/Jason Wahlers/
 Tony Morreale/Derek Cuculich

Stadium (Year Opened): Raymond James
 Stadium (1998)

Capacity: 66,321

Playing Surface: Grass

Division: NFC South

2004 Record: 5-11 (4th, NFC South)

Preseason Record vs. Dolphins: 7-12

Regular Season Record vs. Dolphins: 3-4

TAMPA BAY BUCCANEERS VS. MIAMI (Regular Season)

RUSHING

NAME	G	NO.	YDS.	AVG.	TD
Mike Alstott	1	18	95	5.3	0
Charlie Garner	3	17	65	3.8	0
Brian Griese	3	8	36	4.5	0
Michael Pittman	1	5	-1	-0.2	0
Joey Galloway	2	1	-3	-3.0	0
Luke McCown	1	2	-1	-0.5	0

RECEIVING

NAME	G	NO.	YDS.	AVG.	TD
Ken Dilger	14	39	495	12.7	5
Anthony Becht	9	20	122	6.1	1
Charlie Garner	3	12	121	10.1	0
Joey Galloway	2	8	170	21.3	2
Ike Hilliard	1	8	73	9.1	0
Mike Alstott	1	4	20	5.0	2
Dave Moore	5	2	30	15.0	0

PASSING

NAME	G	ATT.	CMP.	YDS.	TD	INT.
Brian Griese	3	119	69	740	5	3
Luke McCown	1	16	9	161	1	2
Michael Pittman	1	1	1	26	0	0

• Miami owns a 4-3 edge in regular season matchups between these in-state competitors. Tampa Bay has won the last two meetings, a 16-13 win at Miami on December 10, 2000, and a 31-21 home win on September 21, 1997. The Dolphins' last win came on December 1, 1991



when running back Mark Higgs recorded 131 rushing yards, wide receiver Tony Martin caught five passes for 106 yards and Dan Marino threw for 307 yards. Miami's last victory at Tampa was on October 30, 1988, in a 17-14 decision. The Buccaneers own a 2-1 advantage at home against Miami.

- The October 16 game will be the Dolphins' first-ever during the regular season at Raymond James Stadium.

- The Dolphins lead the all-time preseason series 12-7. The 12 wins are the most Miami has recorded over any opponent in the preseason, despite the Bucs winning the last three meetings.

- This will mark the sixth straight year, the 13th time in the last 15 years and the 20th occasion overall that these teams have met in the preseason, which will tie Tampa Bay with Minnesota as the Dolphins' most common preseason opponent.

- The Buccaneers prevailed, 17-10, in last year's August 28 preseason matchup at Raymond James Stadium.

TENNESSEE TITANS

Sat., Dec. 24 at Miami - 1:00 p.m. EST/PT



Address: 460 Great Circle Road
Nashville, TN 37228

Phone: (615) 565-4000

Founder, Owner, Chairman of the Board,
President & CEO: K.S. "Bud" Adams, Jr.

Executive VP, GM and Director of Football
Operations: Floyd Reese

Executive VP & Head Coach: Jeff Fisher
(12th NFL Season, 12th with Titans)

Career Record: 93-73

Titans Record: 93-73

Public Relations: Robbie Bohren/Dwight Spradlin
Stadium (Year Opened): Coliseum (1999)

Capacity: 68,804

Playing Surface: Grass

Division: AFC South

2004 Record: 5-11 (4th, AFC South)

Regular Season Record vs. Dolphins: 13-15

Postseason Record vs. Dolphins: 1-0

TENNESSEE TITANS VS. MIAMI
(Regular Season)

RUSHING

NAME	G	NO.	YDS.	AVG.	TD
Chris Brown	2	28	146	5.2	0
Steve McNair	6	27	136	5.0	0
Billy Volek	1	2	0	0.0	0

RECEIVING

NAME	G	NO.	YDS.	AVG.	TD
Erron Kinney	3	5	47	9.4	2
Tyrone Calico	1	3	26	8.7	1
Drew Bennett	1	3	15	5.0	0
Chris Brown	2	2	9	4.5	0

PASSING

NAME	G	ATT.	CMP.	YDS.	TD	INT.
Steve McNair	6	112	62	706	4	5
Billy Volek	1	2	2	22	0	0

- The Dolphins have faced the Titans franchise 29 times, including one playoff contest, and lead the all-time regular season series 15-13. Tennessee, then Houston, won the only postseason game, a 17-9 victory on December 24, 1978 at the Orange Bowl.

- The 28 regular season contests are the most Miami has played against a non-divisional opponent.

- Tennessee handed Miami a 17-7 loss in last season's opener, its second straight win in the series. The game was moved up one day to Saturday, September 11, to avoid the threat of Hurricane Ivan.

- Overall, in regular season play, the Dolphins are 8-6 at home in this series and 7-7 when facing the Titans on the road. Miami is 3-2 against the Titans in games staged at Dolphins Stadium.

- The Dolphins' last victory in the series came at Tennessee on September 9, 2001 at the Coliseum, while their last win at home was on November 7, 1999. In the 2001 opener, Zach Thomas' 34-yard interception return for a touchdown in the fourth quarter sealed the Dolphins' 31-23 victory.

- This will be the third year in a row Miami and Tennessee will have faced each other. It will be the fifth meeting over the course of seven seasons (1999-2005).

DOLPHINS HOLD NFL RECORD FOR CONSECUTIVE HOME WINS

The Dolphins own the NFL record for consecutive home games won. Over a four-year stretch from 1971-74, they compiled 27 straight regular season wins at the Orange Bowl. The streak began in the second home game of '71, a 41-3 decision over New England on October 17, and ended in the 1975 season-opener, a 31-21 loss to Oakland on September 22.

DOLPHINS ON THE AIR

790 THE TICKET

The 2005 Miami Dolphins season marks the first year that 790 The Ticket will serve as the flagship station for the Dolphins' radio network. The games will be carried on an extensive statewide radio network, allowing Dolphins fans throughout Florida to follow the team on radio.

Handling the play-by-play and serving as the "Voice of the Dolphins" on 790 The Ticket's broadcasts will be ex-Dolphins wide receiver Jimmy Cefalo. He will be joined by his former Miami teammate, tight end Joe Rose, who will serve as the color analyst, making that duo one of only two NFL broadcast teams in 2005 (along with the Seattle Seahawks) to feature former players in both broadcast roles.

While Cefalo begins his first season as the team's play-by-play announcer, he certainly is no stranger to Dolphins fans or the broadcast booth. He also serves as the sports director for WPLG-TV (Channel 10), first joining that station in October of 1992 as the host of Sports Monday. Since then he has become both the sports director and sports anchor for Local 10 News Monday through Friday and anchors the station's popular "Sports Jam Live," which airs on Sunday nights. He has also hosted his own weekly radio show on 790 The Ticket.

Before joining WPLG, Cefalo assembled a long list of impressive broadcast credentials. He is best known for his work as a color analyst on NBC's network telecasts of the NFL and also served as a correspondent for NBC News on the "Today Show," sports anchor for "NBC News at Sunrise" and co-host of NBC's broadcast of the 1988 Olympic Games in Seoul. Cefalo also co-hosted "PM Magazine" and "AM South Florida" on WTVJ-TV and hosted the "Trump Card" game show nationally distributed by Warner Brothers Television.

In 1988, Cefalo snared an Emmy for his writing on NBC's Olympic telecasts. In addition, the National Sportscasters and Sportswriters Association named him Florida Sportscaster of the Year five times (1998, 2001, 2002, 2003 and 2004).

Prior to his broadcasting career, Cefalo played seven seasons with the Dolphins (1978-84) as a wide receiver, and finished with 93 catches for 1,739 yards and 13 touchdowns. His best season came in 1981, when he caught 29 passes for 631 yards (an average of 21.8 yards per catch) and three touchdowns. He also was a member of two Dolphins Super Bowl teams, and in Super Bowl XVII against the Washington Redskins he caught a 76-yard touchdown pass from David Woodley, which at the time was the second longest reception in Super Bowl history. Cefalo originally joined the Dolphins as a third-round draft choice in 1978 following a stellar collegiate career at Penn State.

Similarly, Rose followed the same path from the field to the broadcast booth. He currently serves as the Sports Director for WTVJ-TV (Channel 6), joining that station in 1992. He serves as a co-host of the station's broadcast of "FINS-TV" in partnership with the Dolphins and has co-hosted "The Coach's Show" on that outlet. He serves as a sports analyst on WTVJ throughout the week and also is featured on the station's successful "Sunday Sports Final" as well. Along with his television work, Rose is well known locally for his popular 7:00 a.m. to 10:00 a.m. weekday show on 790 The Ticket.

Rose was a Dolphins tight end from 1980-85, and in that time caught 112 passes for 1,493 yards and 13 touchdowns. He had his best year in 1983, when he had 29 catches for 345 yards and three touchdowns. He is best known for catching Dan Marino's first regular season touchdown pass, a six-yard reception on September 19, 1983, in Los Angeles versus the Raiders. Rose originally was a seventh-round draft pick of the Dolphins in 1980 after playing at the University of California.

In addition to the broadcast of Dolphins games themselves, 790 The Ticket also will be carrying extensive Dolphins programming on game-days. That array will begin with an extensive pre-game show, which begins four hours prior to kickoff, and will culminate with an in-depth post-game show featuring locker room interviews and analysis. 790 The Ticket also will broadcast a wide range of Dolphins shows throughout the week, including "The Nick Saban Show" as well as an hour-long daily program totally devoted to coverage of the team. Furthermore, 790 The Ticket features NFL play-by-play programming on Sunday nights and Monday nights and weekly commentary and insight from NFL experts, which is exclusive in the market.

790 The Ticket is the market's only 24-hour sports station. 790 The Ticket boasts original local programs hosted by some of the most recognizable and respected names in South Florida sports, including Rose and Cefalo, along with Dan LeBatard and Jon "Stugotz" Weiner, O.J. McDuffie, Jon "Boog" Sciambi and Jeff DeForrest.

790 The Ticket is also recognized as a radio partner of The Miami Heat featuring weekly programs with President Pat Riley, Coach Stan Van Gundy and players, and is the market's

exclusive home of the NBA. South Florida sports fans can also tune in for play-by-play coverage of NCAA Football and Basketball, Horse Racing's Triple Crown, as well as coverage



Jimmy Cefalo



Joe Rose

WSUA

In 2005, Dolphins games, both home and away, will be broadcast in Spanish on WSUA (1260 AM). In addition, many of those games will also air on WSUA's sister station in Mexico City. This marks the 24th consecutive season that Dolphins games will be broadcast in Spanish.

Rene Giraldo, who has been part of the Spanish broadcasts of Dolphins games for all 24 of those seasons, will handle the play-by-play for his 21st straight year after previously serving as a color analyst. He will be joined by color analyst Roly Martin, also a long-time member of the Dolphins' Spanish broadcast team.



Rene Giraldo



Roly Martin

PRESEASON TELEVISION

Four of the Dolphins' five preseason games in 2005 will be telecast on both WFOR-TV (Channel 4) in Miami-Ft. Lauderdale and WTVX (Channel 34) in West Palm Beach, while the other preseason game will be televised nationally on Monday Night Football.

The Dolphins' first preseason contest, which will mark Nick Saban's debut as the team's head coach, will be against the Chicago Bears in the Hall of Fame Game from Fawcett Stadium in Canton, Ohio, on Monday, August 8. The game will be televised nationally on Monday Night Football by ABC-TV at 8:00 p.m. (ET) and will be carried locally by WPLG-TV (Channel 10).

The next two games will be road contests that will be televised live on WFOR-TV, beginning on Saturday, August 13 when the Dolphins travel to Jacksonville for a contest against the Jaguars at ALLTEL Stadium at 7:30 p.m., followed by a game against the Steelers at Heinz Field in Pittsburgh on Saturday, August 20 at 7:30 p.m. The Dolphins will conclude their preseason schedule with two home games at Dolphins Stadium, on Saturday, August 27 vs. the Tampa Bay Buccaneers at 7:30 p.m., and on Thursday, September 1 against the Atlanta Falcons. Both games will be televised live if they are sold out 72 hours before kickoff; otherwise they will be shown on a delayed basis.

For the fifth straight season, Craig Bolerjack will handle the play-by-play for the games on WFOR. He is a member of CBS Sports' NFL broadcast team and also has handled college football and basketball for that network as well as for ESPN. Joining Bolerjack as a color analyst for the first three games will be former Dolphins great and Pro Football Hall of Famer Bob Griese, a member of ABC's lead broadcast team for college football. In addition, Nat Moore, the Dolphins' third all-time leading receiver and one of the most popular players in club history, again will handle color commentary for all four preseason games on WFOR. Kim Bokamper, a member of the WFOR Sports staff and a former Dolphin Pro Bowl linebacker, will

continue in his role on WFOR's broadcast team as a sideline reporter.

DATE	OPPONENT	BROADCAST	TIME (EDT)
Mon., Aug. 8	vs. Chicago (Canton, Ohio)	ABC-TV	8:00 PM
Sat., Aug. 13	at Jacksonville	WFOR-TV; WTVX	7:30 PM
Sat., Aug. 20	at Pittsburgh	WFOR-TV; WTVX	7:30 PM
Sat., Aug. 27	Tampa Bay	WFOR-TV; WTVX	7:30 PM*
Thur., Sept. 1	Atlanta	WFOR-TV; WTVX	7:30 PM*

* Game will be broadcast live if sold out 72 hours in advance of game time; otherwise it will be shown on a tape delay basis.

FINS-TV

Forming a unique partnership between the Miami Dolphins and NBC-6, FINS-TV is a "first of its kind" broadcast that gives Dolphin fans an exclusive look at the team both on and off the field. Fifty-two weeks a year, FINS-TV offers the most comprehensive coverage of the Dolphins, taking viewers from the team's locker room to the players' living rooms. Besides just X's & O's, the show also allows fans to see the Dolphins in a non-football atmosphere, as FINS-TV TV tours players' homes and follows them as they enjoy life away from the gridiron, ranging from bowling at a local lane to fishing on Biscayne Bay.

FINS-TV, the "official" show of the Miami Dolphins, airs every Sunday morning at 11:00

MEDIA INFORMATION

CREDENTIALS: Media representatives who do not have press credentials for the entire season (but will be working for an accredited media outlet on an immediate deadline) may request them on a single-game basis. Written credential requests must be made at least one week in advance to: Harvey Greene, Senior Vice President - Media Relations, Miami Dolphins, 7500 S.W. 30th Street, Davie, FL 33314 (954/452-7010). Reserved credentials can be picked up at the press gate, located outside Gate G of Dolphins Stadium, on the day of the game. ALL members of the media picking up credentials at the will call window must present a valid photo identification. In addition, all media members must show a valid photo identification upon entering the stadium.

PHOTOGRAPHERS: Photographers with accredited media outlets on an immediate deadline may request credentials on a single-game basis from the Dolphins' media relations department. Credentials **WILL NOT** be issued to freelance photographers unless granted special approval by the Dolphins. Field photographers are reminded to remain outside of the bench area. ALL photographers are required to wear a vest that must be obtained prior to the game in the Gate G lobby.

STILL PHOTOGRAPHY: Still photography of any kind is NOT permitted at any time in the Dolphins' locker room following both home and road games, in addition to the locker room at the team's training facility during the course of the week.

VIDEO PHOTOGRAPHY: Video photography is limited to just interviews in the Dolphins' locker room following both home and road games, in addition to the locker room at the team's training facility during the course of the week. B-roll footage is NOT permitted at any time.

PRESS BOX: To get to the Dolphins Stadium press box, enter at Gate G. Go through two sets of doors and take the elevator to the third floor. Exit elevator and the broadcast booths are to the right. For the print section, make a left and exit the broadcast booth box into the club lounge area. Go 50 yards to the staircase and go to the lower level of the club lounge. The entrance to the print press box is just beyond the bottom of the stairs. Only credentials issued by the Dolphins will be honored for admittance to Dolphins Stadium.

LOCKER ROOMS: Admission to the home and visiting locker rooms is governed by each individual team. Only media representatives with proper credentials, granting locker room access or those stamped with "Locker Room Access," will be admitted. No one will be admitted to the locker rooms prior to the game. Both teams' locker rooms are located on the ground level on the west side of the stadium. From the print press box, take the elevator to the ground level. Out of the elevator, bear right and go through the double doors to the corridor. Go straight to the main corridor and turn left. The Dolphins' locker room will be on your left, and the interview room will be about 20 yards further, also on the left. Continue straight past the Gate A tunnel, and the visitor's interview room will be on the right, across from the visitor's locker room.

INTERVIEW ROOM: Head Coach Nick Saban will hold his post-game press conference immediately following the conclusion of the game in the interview room, which is located on the ground level in the west side of the stadium.

PARKING: Press parking at Dolphins Stadium is very limited. All parking requests must be directed to Harvey Greene, Senior Vice President - Media Relations, (954/452-7010).

TELEPHONES: Any media member desiring to have their own press box telephone line must order it directly from Bonnie Edmundson, BellSouth Special Accounts at (800) 725-1688. Instruments can be ordered from the Dolphins' media relations department, (954/452-7010).

COPY TRANSMISSION: Copy transmission is available at every Dolphin home game. The transmission representative is Tim Lippman, 8467 N.W. 61st Street, Tamarac, FL 33321 (954/720-9070; FAX: 954/720-0725).

FIELD ACCESS: Only working newspaper and TV photographers and club/stadium officials are permitted on the field during the game. Press box passes will not be honored for field admittance at any time, unless authorized by the Miami Dolphins.

FOR MORE INFO: For more information on the Dolphins, contact the media relations department: Harvey Greene, Senior Vice President - Media Relations; Neal Gulkis, Director of Media Relations; Michael Pehanich, Media Relations Assistant and Gayle Baden, Executive Assistant. Office phone number is (954) 452-7010 and (954) 452-7000-switchboard.

TRAINING CAMP: The Dolphins practice at Nova Southeastern University during both the preseason and regular season. The campus is located in Davie at 7500 S.W. 30th Street.

DIRECTIONS

FT. LAUDERDALE TO TRAINING CAMP: From the north, take I-95 South to I-595 West. Take I-595 West to University Drive exit. Proceed off exit and turn left onto University Drive (going south). Go past three traffic lights to S.W. 30th Street and turn left. Entrance to facility is 300 yards on right.

MIAMI AIRPORT TO TRAINING CAMP: From the airport, take 836 West to 826 North. Follow 826 North to exit for Florida Turnpike North. Take Turnpike North to I-595 West. Take I-595 West to University Drive exit. Proceed off exit and turn left onto University Drive (going south). Go past three traffic lights to S.W. 30th Street and turn left. Entrance to facility is 300 yards on right.

FROM THE SOUTH TO TRAINING CAMP: From the south, take I-95 North to I-595 West. Take I-595 West to University Drive exit. Proceed off exit and turn left onto University Drive (going south). Go past three traffic lights to S.W. 30th Street and turn left. Entrance to facility is 300 yards on right.

FT. LAUDERDALE TO DOLPHINS STADIUM: Take I-595 West to Florida Turnpike South. Upon approaching stadium, follow signs for "Stadium via I-95" (DO NOT take turnpike extension -exit 47 Homestead). Get off at Exit 2X (Dan Marino Blvd./199th St.). Proceed off exit and make a right onto Dan Marino Blvd. Enter through Parking Gate 4, which is on the right.

MIAMI AIRPORT TO DOLPHINS STADIUM: Take I-95 North to Ives Dairy Road. Proceed west for five miles (name of road changes to 199th Street/Dan Marino Blvd.) and stadium is on right. Enter parking Gate 4.

COVERING THE DOLPHINS

ALL TELEPHONE NUMBERS ARE AREA CODE 305 UNLESS OTHERWISE NOTED

WRITERS REGULARLY ASSIGNED TO CLUB

JASON COLE, Miami Herald (AM), One Herald Plaza (33132-1693), 376-2387.

ARMANDO SALGUERO, Miami Herald (AM), One Herald Plaza (33132-1693), 376-2387.

ALEX MARVEZ, South Florida Sun-Sentinel (AM), 200 E. Las Olas Blvd, Fort Lauderdale (33301-2293), 954/356-4635.

HARVEY FIALKOV, South Florida Sun-Sentinel (AM), 200 E. Las Olas Blvd, Fort Lauderdale (33301-2293), 954/356-4635.

GREG BEDARD, Palm Beach Post (AM), 2751 South Dixie Highway, West Palm Beach (33405), 561/820-4440.

CARL KOTALA, Florida Today (AM), One Gannett Plaza, Melbourne (32940), 321/242-3694.

TOM HANSON, Naples Daily News (AM), 1075 Central Ave., Naples (34102), 239/263-4790.

NEWS ORGANIZATIONS

MIAMI HERALD (AM), One Herald Plaza (33132-1693), 376-3500. S.E.-Jorge Rojas, S.E./Columnist-Edwin Pope, Columnist-Dan LeBatard, Greg Cote, Clark Spencer, Bob Emanuel Jr., TV Sports-Barry Jackson.

SOUTH FLORIDA SUN-SENTINEL (AM), 200 E. Las Olas Blvd., Fort Lauderdale (33301-2293), 954/356-4647. Exec. S.E.-Fred Turner, Columnist-Dave Hyde, Ethan Skolnick, Charles Bricker, Craig Barnes, Sports Business-Sarah Talalay, TV Sports-Jim Sarni.

PALM BEACH POST (AM), 2751 South Dixie Highway, West Palm Beach (33405), 561/820-4440. S.E.-Nick Moschella, Columnist-Dave George, Greg Stoda, Charles Elmore.

EL HERALD (AM), One Herald Plaza (33132-1693). S.E.-Manolo Hernandez.

FLORIDA TODAY (AM), One Gannett Plaza, Melbourne (32940), 321/242-3792. S.E.-Ken Bradley.

FORT MYERS NEWS PRESS (AM), P.O. Box 10, Fort Myers (33902), 239/335-0358. S.E.-Mark Bickel, ASSOCIATED PRESS, 9100 N.W. 36th Street (33178), 594-5825. Steve Wine, Tim Reynolds, Adam Yeomans, Fred Goodall 813/223-3270.

NAPLES DAILY NEWS (AM), Naples Daily News (AM), 1075 Central Ave., Naples (34102), 239/263-2263. S.E.-Greg Hardwig.

DOLPHIN DIGEST (Weekly), P.O. Box 6600, (33252), 594-0508. Editor-Andy Cohen, Tom Curtis, Alain Poupart.

FLAGSHIP RADIO STATIONS

790 THE TICKET (English), Office address: 4000 Hollywood Blvd., Suite 755, South Hollywood (33021), 954/989-3335. Studio address: 20450 N.W. 2nd Ave, (33169), 521-5100, 521-5151. Joe Rose, Jon Sciambi, O.J. McDuffie, Dan LeBatard, John Weiner, Jeff DeForrest, Zach Krantz.

WSUA Radio (1260 AM, Spanish), 2100 Coral Way, 2nd Floor (33145), 285-1260. Roly Martin, Rene Giraldo.

TELEVISION STATIONS

WFOR-TV (CBS, Channel 4), 8900 N.W. 18th Terrace (33172), 639-4516. Jim Berry, Kim Bokamper, Jill Martin, Leo Gomez, Alex Hernandez, Ira Haber.

WTVJ-TV (NBC, Channel 6), 15000 S.W. 27th St., Miramar (33027), 954/622-6350. Joe Rose, Guy Rawlings, Bernie Rosen, Jeff Tavss, Alex Suarez, Chris Clark.

WSVN-TV (FOX, Channel 7), 1401 79 Street Causeway (33141), 795-2719. Steve Shapiro, Mike DiPasquale, Rod Burks, Jim Goodman, Wayne Rundell.

WPLG-TV (ABC, Channel 10), 3900 Biscayne Boulevard (33137), 325-2485. Sports Dir.-Jimmy Cefalo, Will Manso, John Henry Smith, Steve Zager, Henry Amor, David Lang.

WLTW-TV (Spanish, Channel 23), 9405 N.W. 41st St. (33178), 471-4362. Manny de la Fe, Omar Claro.

WSCV-TV (Spanish, Channel 51), 2340 W. 8th Ave., Hialeah (33010), 889-7676. Raul Striker, Camilo Zas.

WPTV-TV (NBC, Channel 5), 1100 Banyan Blvd., West Palm Beach (33401), 561/653-5729. Sports Dir.-Ben Becker, Ryan Lieber.

WPEC-TV (CBS, Channel 12), 1100 Fairfield Drive, West Palm Beach (33407), 561/844-1212. Pat Murphy, Nick Foley. **WPBF-TV** (ABC, Channel 25), 3970 RCA Blvd., Suite 7007, Palm Beach Gardens (33410), 561/694-2525. Peter Dobens.

WINK-TV (CBS, Channel 11), 2824 Palm Beach Blvd., Ft. Myers (33916), 239/334-1131.

WZVN-TV (ABC, Channel 7)/**WBBH-TV** (NBC, Channel 2), 3719 Central Ave., Ft. Myers (33901), 239/939-2020.

RADIO STATIONS

WQAM Radio (560 AM), 20295 N.W. 2nd Ave. (33169), 653-6796. Howard David, Jim Mandich, Kim Bokamper, Hank Goldberg, Steve Goldstein, Orlando Alzugaray.

WIOD Radio (610 AM), 7601 Riviera Blvd., Miramar (33023), 866/610-6397. Jorge Sedano, Dave Lamont.

WFTL Radio (850 AM), 6600 N. Andrews Ave., Suite 160, Ft. Lauderdale (33309), 954/315-1515. Frank Forte, Jim Grieshaber.

WEFL Radio (ESPN Radio, 760 AM), 2090 Palm Beach Lakes Blvd., Suite 701, West Palm Beach (33409), 561/697-8353, 888-760-3776 (studio line). Evan Cohen, Steve Politziner, Craig Karmazin, Lance Davis, John Martin, Russ Evans, Pat Rooney, Jr..

WFLR Radio (1400 AM), 6600 N. Andrews Ave., Suite 160, Ft. Lauderdale (33309), 954/315-1515. Anita Marks, Jill Martin, Carl Foster, Marc Bednarczyk.

WQBA Radio (1140 AM), 800 Douglas Rd., Annex Building, Coral Gables (33145). 441-1140. Armando

MEDIA WEB SITE

To further assist the media, the Dolphins have created a Media-Specific Web Site, located at www.media.miamidolphins.com. Through this site, accredited media ONLY will be able to download feature news-clip files of current and former Dolphin player and coaches, gamebooks from past Dolphin games, transcripts from press conferences and much more. In addition, hundreds of photographs are available on the site for publication purposes. This site can be used 24 hours a day via your home, office or lap top computer. For more information on how to access this web site, contact the Dolphins at media@miamidolphins.com.

Covering the Dolphins/Media Web Site • 663

FUTURE DOLPHINS SCHEDULES

2006

Intraconference by Division	Home Jacksonville Tennessee	Away Houston Indianapolis
Interconference by Division	Green Bay Minnesota	Chicago Detroit
Intraconference by Position	AFC-West	AFC-North

2007

Intraconference by Division	Home Baltimore Cincinnati	Away Cleveland Pittsburgh
Interconference by Division	Dallas N.Y. Giants	Philadelphia Washington
Intraconference by Position	AFC-West	AFC-South

2008

Intraconference by Division	Home Oakland San Diego	Away Denver Kansas City
Interconference by Division	San Francisco Seattle	Arizona St. Louis
Intraconference by Position	AFC-North	AFC-South

2009

Intraconference by Division	Home Houston Indianapolis	Away Jacksonville Tennessee
Interconference by Division	New Orleans Tampa Bay	Atlanta Carolina
Intraconference by Position	AFC-North	AFC-West

SUPER BOWL XLI HOST COMMITTEE

America's greatest sporting event is returning to South Florida for a record-tying ninth time as Super Bowl XLI will be played at Dolphins Stadium on February 4, 2007.

In an effort to coordinate the numerous logistics involved with the event and to fulfill all bid obligations to the National Football League, the South Florida Super Bowl XLI Host Committee, a not-for-profit Florida corporation, has been established.

The Host Committee will take advantage of this "Super" opportunity by expanding the regional economy by an estimated \$350 million through tourism that will create jobs; effectively market the South Florida destination; encourage community involvement; contribute to local business development and add to the overall quality of life of the area's residents.

To learn more about the South Florida Super Bowl XLI Host Committee, visit www.SuperBowlXLI.org.



MEDICAL GLOSSARY

AC Joint – Acromioclavicular joint; joint of the shoulder where acromion process of the scapula and the distal end of the clavicle meet; most shoulder separations occur at this point.

Abduct – Movement of any extremity away from the midline of the body. This action is achieved by an abductor muscle.

Abrasion – Any injury which rubs off the surface of the skin.

Abscess – An infection which produces pus; can be the result of a blister, callus, penetrating wound or laceration.

Adduct – Movement of an extremity toward the midline of the body. This action is achieved by an adductor muscle.

Achilles' Tendon – The tendon at the back of the heel.

Adhesion – Abnormal adherence of collagen fibers to surrounding structures during immobilization following trauma or as a complication of surgery which restricts normal elasticity of the structures involved.

Aerobic – Exercise in which energy needed is supplied by oxygen inspired and is required for sustained periods of vigorous exercise with a continually high pulse rate.

Anabolic Steroids – Steroids that promote tissue growth by creating protein in an attempt to enhance muscle growth. The main anabolic steroid is testosterone (male sex hormone).

Anaerobic – Exercise without use of oxygen as an energy source; short bursts of vigorous exercises.

Anaphylactic Shock – Shock that is caused by an allergic reaction.

Anterior Compartment Syndrome – Condition in which swelling within the anterior compartment of the lower leg jeopardizes the viability of muscles, nerves and arteries that serve the foot. In severe cases, emergency surgery is necessary to relieve the swelling and pressure.

Anterior Cruciate Ligament (ACL) – A primary stabilizing ligament within the center of the knee joint that prevents hyperextension and excessive rotation of the joint. A complete tear of the ACL necessitating reconstruction could require up to 12 months of rehabilitation.

Anterior Talofibular Ligament – A ligament of the ankle that connects the fibula (lateral ankle bone) to the talus. This ligament is oft times subject to sprain.

Anti-Inflammatory – Any agent which prevents inflammation, such as aspirin or ibuprofen.

Anterogram – A film demonstrating arteries after injection of a dye.

Arthrogram – X-ray technique for joints using air and/or dye injected into the affected area; useful in diagnosing meniscus tears of the knee and rotator cuff tears of the shoulder.

Arthroscope – An instrument used to visualize the interior of a joint cavity.

Arthroscopy – A surgical examination of the internal structures of a joint by means for viewing through an arthroscope. An arthroscopic procedure can be used to remove or repair damaged tissue or as a diagnostic procedure in order to inspect the extent of any damage or confirm a diagnosis.

Articular Cartilage – Cartilage lining the opposing surfaces of bones.

Aspiration – The withdrawal of fluid from a body cavity by means of a suction or siphonage apparatus, such as a syringe.

Atrophy – To shrivel or shrink from disuse, as in muscular atrophy.

Avascular Necrosis – Death of a part due to lack of circulation.

Avulsion – The tearing away, forcibly, of a part or structure.

Baker's Cyst – Localized swelling of a bursa sac in the posterior knee as a result of fluid that has escaped from the knee capsule. A Baker's cyst indicates that there is a trauma inside the knee joint that leads to excessive fluid production.

Bone Scan – An imaging procedure in which a radioactive-labeled substance is injected into the body to determine the status of a bony injury. If the radioactive substance is taken up the bone at the injury site, the injury will show as a "hot spot" on the scan image. The bone scan is particularly useful in the diagnosis of stress fractures.

Brachial Plexus – Network of nerves originating from the cervical vertebrae and running down to the shoulder, arm, hand, and fingers.

Bruise – A discoloration of the skin due to an extravasation of blood into the underlying tissues.

Burner – Common term for brachial plexus trauma in the neck. Usually results in burning or tingling sensation into the shoulder or arm when the neck is forced beyond the normal range of motion.

Bursa – A fluid-filled sac that is located in areas where friction is likely to occur, then minimizes the friction; for example between a tendon and bone.

Capsule – An enclosing structure which surrounds the joint and contains ligaments which stabilize that joint.

Cartilage – Smooth, slippery substance preventing two ends of bones from rubbing together and grating.

CAT Scan – Use of a computer to produce a cross sectional view of the anatomical part being investigated from X-ray data.

Cellulitis – Inflammation of cellular or connective tissue.

Cervical Vertebrae – Group of seven vertebrae located in the neck.

Charley Horse – A contusion or bruise to any muscle resulting in intramuscular bleeding. No other injury should be called a charley horse.

Chondral Fracture – Fracture to the chondral (cartilaginous) surfaces of bone.

Chondromalacia – A roughening of the cartilage surface. Best known for the roughening of the underside of the kneecap.

Clavical – The collar bone; the bone connecting the breastbone with the shoulder blade.

Colles' Fracture – A fracture of the distal end of the radius with the lower end being displaced backward.

Concentric Muscle Contraction – A shortening of the muscle as it develops tension and contracts to move a resistance.

Concussion – Jarring injury of the brain resulting in dysfunction. It can be graded as mild, moderate or severe depending on loss of consciousness, amnesia and loss of equilibrium.

Contusion – An injury to a muscle and tissues caused by a blow from a blunt object.

Cortical Steroids – Used to suppress joint inflammation.

Cortisone – An anti-inflammatory medication.

Costochondral – Cartilage that separates the bones within the rib cage.

Cryokinetics – Treatment with cold and movement.

Cryotherapy – A treatment with the use of cold.

Cyst – Abnormal sac containing liquid or semi-solid matter.

Debridement – The removal of foreign material and dead or damaged tissue.

Degenerative Joint Disease – Changes in the joint surfaces as a result of repetitive trauma.

Deltoid Ligament – Ligament that connects the tibia to bones of the medial aspect of the foot and is primarily responsible for stability of the ankle on the medial side. Is sprained less frequently than other ankle ligaments.

Deltoid Muscle – Muscles at top of the arm, just below the shoulder, responsible for shoulder motions to the front, side and back.

Disc, Intervertebral – A flat, rounded plate between each vertebrae of the spine. The disc consists of a thick fiber ring which surrounds a soft gel-like interior. It functions as a cushion and shock absorber for the spinal column.

Dislocation – Complete displacement of joint surfaces.

Eccentric Muscle Contraction – An overall lengthening of the muscle as it develops tension and contracts to control motion performed by an outside force; oft times referred to a "negative" contraction in weight training.

Eccymosis – Bleeding into the surface tissue below the skin, resulting in a "black and blue" effect.

Edema – Accumulation of fluid in organs and tissues of the body; swelling.

Effusion – Accumulation of fluid, in various spaces in the body, or the knee itself. Commonly, the knee has an effusion after an injury.

Electrical Galvanic Stimulation (EGS) – An electrical therapeutic modality that sends a current to the body at select voltages and frequencies in order to stimulate pain receptors, disperse edema, or neutralize muscle spasms among other functional applications.

Electromyogram (EMG) – Test to determine nerve function.

Epicondylitis – Inflammation in the elbow due to overuse.

Ethyl Chloride – "Cold spray," a chemical coolant sprayed onto an injury site to produce a local, mild anesthesia.

Fascia – A connective tissue sheath consisting of fibrous tissue and fat which unites the skin to the underlying tissues.

Fat Percentage – The amount of body weight that is adipose, fat tissue. Fat percentages can be calculated by underwater weighing, measuring select skinfold thickness, or by analyzing electrical impedance.

Femur – Thigh bone; longest bone in the body.

Fibula – Smaller of the two bones in the lower leg; runs from knee to the ankle along the outside of the lower leg.

Flexibility – The ability of muscle to relax and yield to stretch forces.

Flexibility Exercise – General term used to describe exercise performed by a player to passively or actively elongate soft tissue without the assistance of an athletic trainer.

Fracture – Breach in continuity of a bone. Types of fractures include simple, compound, comminuted, greenstick, incomplete, impacted, longitudinal, oblique, stress, or transverse.

Gamekeeper's Thumb – Tear of the ulnar collateral ligament of the metacarpophalangeal joint of the thumb.

Glycogen – Form in which foods are stored in the body as energy.

Grade One Injury – A mild injury in which ligament, tendon, or other musculoskeletal tissue may have been stretched or contused, but not torn or otherwise disrupted.

Grade Two Injury – A moderate injury when musculoskeletal tissue has been partially, but not totally, torn which causes appreciable limitation in function of the injured tissue.

Grade Three Injury – A severe injury in which tissue has been significantly, and in some cases totally, torn or otherwise disrupted causing a virtual total loss of function.

Hamstring – Category of muscle that runs from the buttocks to the knee along the back of the thigh. It functions to flex the knee, and is oft times injured as a result of improper conditioning or lack of muscle flexibility.

Heat Cramps – Painful muscle spasms of the arms or legs caused by excessive body heat and depletion of fluids and electrolytes.

Heat Exhaustion – Mild form of shock due to dehydration because of excessive sweating when exposed to heat and humidity.

Heat Stroke – Condition of rapidly rising internal body temperature that overwhelms the body's mechanisms for release of heat and could result in death if not cared for appropriately.

Heel Cup – Orthotic device that is inserted into the shoe and worn under the heel to give support to the Achilles tendon and help absorb impacts at the heel.

Hematoma – Tumor-like mass produced by an accumulation of coagulated blood in a cavity.

Hip Pointer – Contusion to the iliac crest.

Hot Pack – Chemical pack that rests in water, approximately 160 degrees, and retains its heat for 15-20 minutes when placed in a towel for general therapeutic application.

Humerus – Bone of the upper arm that runs from the shoulder to the elbow.

Hydrotherapy – Treatment using water.

Hyperextension – Extreme extension of a limb or body part.

Iliotibial Band – A thick, wide fascial layer that runs from the iliac crest to the knee joint and is occasionally inflamed as a result of excessive running.

Impingement Syndrome – Pinching together of the supraspinatus muscle and other soft tissue in the shoulder, which is common in throwing.

Inflammation – The body's natural response to injury in which the injury site might display various degrees of pain, sweating, heat, redness, and/or loss of function.

Internal Rotation – Rotation of a joint or extremity medially, to the inside.

Lateral Collateral Ligament (LCL) – Ligament of knee attaching lateral femoral condyle to the fibula head. It provides lateral stability to the knee.

Lesion – Wound, injury or tumor.

Ligament – Band of fibrous tissue that connects bone to bone or bone to cartilage and supports and strengthens joints.

Lumbar Vertebrae – Five vertebrae of the lower back that articulate with the sacrum to form the lumbosacral joint.

Malleolus – Rounded projection on either side of the ankle joint.

Magnetic Resonance Imaging (MRI) – Imaging procedure in which a radio frequency pulse causes certain electrical elements of the injured tissue to react to this pulse and through this process a computer display and permanent film establish a visual image. MRI does not require radiation and is very useful in the diagnosis of soft tissue, disc, and meniscus injuries.

Medial Collateral Ligament (MCL) – Ligament of knee attaching to medial femoral condyle and to medial tibia. It provides medial stability to the knee.

Medial Retinaculum – The band of connective tissue that attaches to the medial structures of the knee joint, including the patella and patellar tendon.

Meniscectomy – An intra-articular surgical procedure of the knee by which all or part of the damaged meniscus is removed.

Meniscus – Crescent shaped cartilage, usually pertaining to the knee joint; also known as “cartilage.” There are two menisci in the knee, medial and lateral. These work to absorb weight within the knee and provide stability.

Metacarpals – Five long bones of the hand, running from the wrist to the fingers.

Metatarsals – Five long bones of the foot, running from the ankle to the toes.

Myositis – Inflammation of a muscle.

Necrotic – Relating to death of a portion of tissue.

Neoprene – Lightweight rubber used in joint and muscle sleeves designed to provide support and/or insulation and heat retention to the area.

Neuritis – Inflammation of a nerve.

Orthotic – Any device applied to or around the body in the care of physical impairment or disability, commonly used to control foot mechanics.

Parasthesia – Sensation of numbness or tingling, indicating nerve irritation.

Patella – The kneecap. The patella functions to protect the distal end of the femur as well as increase the mechanical advantage and force generating capacities of the quadriceps muscle group.

Patella Tendinitis – Inflammation of the patella ligament; also known as “jumpers knee.”

Patellar Femoral Joint – Articulation of the kneecap and femur. Inflammation of this joint can occur through: 1) acute injury to the patella, 2) overuse from excessive running particularly if there is an associated knee weakness, 3) chronic wear and tear of the knee, 4) as a result of poor foot mechanics. Patellofemoral irritation can lead to chondromalacia, which in its most chronic condition, could require surgery.

Peroneal Muscles – Group of muscles of the lateral lower leg that are responsible for everting the knee. Tendons of these three muscles are vital to the stability of the ankle and foot.

Phalanx – Any bone of the fingers or toes; plural is phalanges.

Phlebitis – Inflammation of a vein.

Plantar – Pertaining to the sole of the foot.

Plantar Fascia – The tight band of muscle beneath the arch of the foot.

Plica – Fold of tissue in the joint capsule and a common result of knee injury.

Pneumothorax – A collection of air or gas that enters the cavity surrounding the lungs as a result of a perforation through the chest wall or the cavity wall.

Posterior Cruciate Ligament (PCL) – A primary stabilizing ligament of the knee that provides significant stability and prevents displacement of the tibia backward within the knee joint. A complete tear of this ligament necessitating reconstruction could require up to 12 months of rehabilitation.

Quadricep Muscles “Quads” – A group of four muscles of the front thigh that run from the hip and form a common tendon at the patella; they are responsible for knee extension.

Radiography – Taking of X-rays.

Radius – Forearm bone on the thumb side.

Reconstruction – Surgical rebuilding of a joint using natural, artificial or transplanted materials.

Referred Pain – Pain felt in an undamaged area of body away from the actual injury.

Retraction – The moving of tissue to expose a part or structure of the body.

Rotator Cuff – Comprised of four muscles in the shoulder area that can be irritated by overuse. The muscles are the supraspinatus (most commonly injured), infra-spinatus, teres minor, and subscapularis.

Rotator Cuff Impingement Syndrome – A microtrauma or overuse injury caused by stress, and the four stages are:

1) Tendinitis with temporary thickening of the bursa and rotator cuff; 2) Fiber dissociation in the tendon with

permanent thickening of the bursa and scar formation; 3) A partial rotator cuff tear of less than 1 cm.; and 4) A complete tear of 1 cm. or more.

Sacrum – Group of five fused vertebrae located just below the lumbar vertebrae of the low back.

Scapula – Shoulder blade.

Sciatica – Irritation of the sciatic nerve resulting in pain or tingling running down the inside of the leg.

Sciatic Nerve – Major nerve that carries impulses for muscular action and sensations between the low back and thigh and lower leg; it is the longest nerve in the body.

Shin Splint – A catch-all syndrome describing pain in the shin that is not a fracture or tumor and cannot be defined otherwise.

Sorbothane – An energy absorbing polyurethane utilized in some foot orthotics to absorb shock forces of the foot.

Spasm (Theory) – Muscle soreness induced by exercise; is the result of reduced muscle blood flow, which results in pain.

Spleen – Large, solid organ responsible for the normal production and destruction of blood cells.

Spondylitis – Inflammation of one or more vertebrae.

Spondylolisthesis – Forward displacement of one vertebrae over another below it due to a developmental defect in the vertebrae.

Spondylosis – Abnormal vertebral fixation or immobility.

Sprain – Injury resulting from a stretch or twist of the joint and causes various degrees of stretch or tear of a ligament or other soft tissue at the joint.

Sternum – The breast bone.

Steroids – Any one of a large number of hormone-like substances. See Anabolic steroids and cortical steroids.

Stinger – Common term for plexus trauma in the neck.

Strain – Injury resulting from a pull or torsion to the muscle or tendon that causes various degrees of stretch or tear to the muscle or tendon tissue.

Stress Fracture – A hair-line type of break in a bone caused by overuse.

Stress X-ray – A continual X-ray taken when a portion of the body is stressed to its maximum in order to determine joint stability. This is a test utilized in some ankle injuries.

Stretching – Any therapeutic maneuver designed to elongate shortened soft tissue structures and thereby increase flexibility.

Subluxation – Partial dislocation of a joint. The term usually implies that the joint can return to its normal position without formal reduction.

Talus – The ankle bone that articulates with the tibia and fibula to form the ankle joint.

Target Heart Rate – A pre-determined pulse to be obtained during exercise when circulation is working at full efficient capacities.

Tarsals – Group of seven bones of the foot consisting of the calcaneal, talus, cuboid and three cuneiform bones.

Temporomandibular Joint (TMJ) – The articulation of the jaw and skull; considered by some to be vital in resolution of injuries throughout the body.

Tendinitis – Inflammation of the tendon and/or tendon sheath, caused by chronic overuse or sudden injury.

Tendon – Tissue that connects muscle to bone.

Tennis Elbow – General term for lateral elbow pain.

Thoracic – Group of twelve vertebrae located in the thorax and articulate with the twelve ribs.

Thoracic Outlet Compression Syndrome – A neuro-vascular disorder of the upper extremity common in throwing.

Tibia – Larger of the two bones of the lower leg and is the weight-bearing bone of the shin.

Tomograph – A special type of X-ray apparatus that demonstrates an organ or tissue at a particular depth.

Trachea – The windpipe.

Transcutaneous Electrical Nerve Stimulator (TENS) – An electrical modality that sends a mild current through pads at the injury site which stimulates the brain to release the natural analgesic, endorphin.

Transverse Process – Small lateral projection off the right side and left side of each vertebrae that functions as an attachment site for muscles and ligaments of the spine.

Trapezius – Flat triangular muscle covering the posterior surface of the neck and shoulder.

Triceps – Muscle of the back of the upper arm, primarily responsible for extending the elbow.

Turf Toe – Sprain of the metatarsophalangeal (MTP) joint of the great toe.

Ulna – Forearm bone that runs from the tip of the elbow to the little finger side of the wrist.

Ulnar Nerve – Nerve in elbow commonly irritated from excessive throwing.

Ultrasound – An electrical modality that transmits a sound wave through an applicator into the skin to the soft tissue in order to heat the local area for relaxing the injured tissue and/or disperse edema.

Valgus – Angulation outward and away from the midline of the body.

Varus – Angulation inward and toward the midline of the body.

Vasoconstriction – Decrease of local blood flow.

Vasodilation – Increase of local blood flow.

“Wind Knocked Out” – Syndrome describing a contraction of the abdominal nerve trunk, the solar plexus, as a result of an abdominal contusion.

Wrist – The junction between the two forearm bones (radius and ulna) and the eight wrist bones (trapezium, trapezoid, capitate, hamate, pisiform, triquetral, lunate and scaphoid).

Zygoma – The cheekbone.