


MIAMI DOLPHINS


2006 MEDIA GUIDE



CHRIS CHAMBERS



ZACH THOMAS



JASON TAYLOR

DOLPHIN  STADIUM™

HOST TO SUPER BOWLS XLI AND XLIV

Savane® is a trademark owned by PEI Licensing, Inc., a wholly owned subsidiary of Perry Ellis International

everydayrituals

savane.com



SAVANE®

sportswear

2006 SCHEDULE

PRESEASON

DATE	OPPONENT	TIME	NETWORK
SAT., AUG. 12	JACKSONVILLE	7:30 P.M.	WFOR
Sat., Aug. 19	at Tampa Bay	7:30 p.m.	WFOR
Thu., Aug. 24	at Carolina	8:00 p.m.	FOX
THU., AUG. 31	ST. LOUIS	7:30 P.M.	WFOR

REGULAR SEASON

Thu., Sept. 7	at Pittsburgh	8:30 p.m.	NBC
SUN., SEPT. 17	BUFFALO	1:00 P.M.	CBS
SUN., SEPT. 24	TENNESSEE	1:00 P.M.	CBS
Sun., Oct. 1	at Houston	1:00 p.m.	CBS
Sun., Oct. 8	at New England	1:00 p.m.	CBS
Sun., Oct. 15	at New York Jets	4:15 p.m.	CBS
SUN., OCT. 22	GREEN BAY	1:00 P.M.	FOX
SUN., OCT. 29	BYE WEEKEND		
Sun., Nov. 5	at Chicago	1:00 p.m.	CBS
SUN., NOV. 12	KANSAS CITY#	1:00 P.M.	CBS
SUN., NOV. 19	MINNESOTA#	1:00 P.M.	FOX
Thu., Nov. 23	at Detroit	12:30 p.m.	CBS
SUN., DEC. 3	JACKSONVILLE#	1:00 P.M.	CBS
SUN., DEC. 10	NEW ENGLAND#	1:00 P.M.	CBS
Sun., Dec. 17	at Buffalo#	1:00 p.m.	CBS
MON., DEC. 25	NEW YORK JETS	8:30 P.M.	ESPN
Sun., Dec. 31	at Indianapolis#	1:00 p.m.	CBS

Game whose kickoff time can potentially be moved, including 8:15 p.m. on NBC-TV.

All Starting Times are Eastern Time

DEDICATION

The Miami Dolphins 2006 Media Guide is dedicated to memory of long-time assistant coach John Sandusky. Sandusky, a highly-respected NFL coach, passed away March 5, 2006, at the Coral Springs (Fla.) Medical Center. Sandusky, who coached for the Baltimore Colts (1959-72), Philadelphia Eagles (1973-75) and the Miami Dolphins (1976-94), was born on December 28, 1925.

Sandusky coached both the offensive and defensive lines in his career and was the Assistant Head Coach of the Dolphins from 1989 through 1994. Among the many players he coached are six NFL Hall of Famers: DT Art Donovan, DE Gino Marchetti and T Jim Parker of the Colts; and C Jim Langer, G Larry Little and C Dwight Stephenson of the Dolphins. Amazingly, Sandusky's O-line at the Dolphins did not allow a sack for 19 straight games in 1988-89, including giving up just seven sacks in the 1988 season.

"Big John" was an All-America offensive tackle at Villanova University (1946-49) before joining the Cleveland Browns in 1950. He played both offensive and defensive lines for the Browns, who played in six NFL title games in Sandusky's six seasons with the team. Sandusky finished his playing career in 1956 with the Green Bay Packers.

CREDITS

The 2006 Miami Dolphins Media Guide was written and edited by Harvey Greene, Neal Gulkis, and Michael Pehanich, and published by Scott Stone and Rodney Wood. Special thanks to Gayle Baden, Michael Corbo, Jehrime Chadwick, the Pro Football Hall of Fame and the Elias Sports Bureau for their help and assistance. Editors Emeritus include Jeff Blumb, "Fudge" Browne, Charlie Callahan, Beano Cook, Tom Grimes, Mike Hanson, Dick Horning, Bob Kearney, Seth Levit, Arthur Mickelson, Chip Namias, Mike Rathet, and Eddie White. Photography by Dave Cross and printing by Franklin Trade Graphics.

INDEX

- A -

All-Community Team	245
Alternative Jersey	201
Attendance, Distributed, Actual and Paid	505-507
Attendance, Season Tickets and Preseason	507

- B -

Biographies	
Assistant Coaches	17-36
Executive Management	7-11
Football Operations	36-51
Huizenga, H. Wayne	6-7
Players	
Draft Choices	287-294
Free Agents	295-310
Veterans	77-286
Saban, Nick	12-16

- C -

Changes of Game Dates and Venues	362
Cheerleaders	57
Coldest/Warmest Games	454
Comebacks, Largest	500
Community, Dolphins in the	53-56
Crowds, Dolphins' 10 Largest	505

- D -

Dates, NFL Important for 2006-07	663
Directory, Dolphins	4-5
Dolphin Facts, Index of	664
Dolphin Stadium	59-67
Dolphin Stadium Parking Map	68
Dolphins Are Best	72-73
Dolphins Name	310
Dolphins = Winners	74-76
Dolphins on the Air	658-660
Dolphins on the Internet	163
Draft, All-Time (1966-2006)	631-638
Draft, All-Time By Position	638
Draft, First Round By Position	639

- F -

Free Agency, Plan B	643-644
Free Agents	644-645

- G -

Gallery of Legends	602
Game-By-Game Starters, 2005	336-337
Game-By-Game Statistics, 2005	330-335
Game-By-Game Summaries, 2005	339-354
Game-By-Game Summaries, 2005 Preseason	368-372
Game Status, 2005	338

- H -

Hall of Fame, Dolphins In	594-610
Historical Highlights	508-535
Honors	582-588
How Miami Was Built	311

- L -

Last Time (Playoffs)	580-581
Last Time (Regular Season)	488-490
Leaders, All-Time	455-467
League Leaders, Dolphins	592-593
Logo, Dolphins	11

- M -

Margins, Largest of Victory and Defeat	501
Media Information	660-661
Media Web Site	661
Medical Glossary	665-668
Miami Dolphins Foundation	52

- N -

Nathan, Tony Named Unsung Hero	76
Numbers, Dolphins By The	627-631

- O -

Opponents, 2006	648-657
Opponents, All-Time Vs.	363
Opponents, Dolphins Future	664
Orange Bowl	58
Outstanding Performances, Dolphins	471-477
Outstanding Performances, Opponents	483-488
Overtime, Dolphins In	499-500

- P -

Performance Awards	588-590
Players of the Week & Month, AFC/NFL	591-592
Playoff History	535-567
Playoff Leaders, All-Time	576-579
Playoff Records, Dolphins Individual	568-571
Playoff Records, Dolphins Team	571-573
Playoff Records, Opponents	574-575
Preseason, All-Time Results	373-377
Preseason, Miami In	363-364
Prime Time Dolphins	503-504
Pro Bowl Selections	584
Pronunciation Guide	467

- R -

Rankings, 2005 NFL	329
Record, Home and Away	501-502
Record, Month-By-Month	502
Records, Dolphins Head Coaches	15
Records, Dolphins Individual	430-445
Records, Dolphins Starting QBs	662
Records, Dolphins Team	446-454
Records, Opponents Individual	477-481
Retired Jerseys	611
Roster Moves, 2005-06	354-357
Roster, 2006 Rookie and First-Year	314-315
Roster, 2006 Numerical	316
Roster, 2006 Positional	317
Roster, 2006 Veterans	312-313
Roster, All-Time	612-626

- S -

Schedule, 2006 Dolphins	1
Schedule, 2006 NFL	646-647
Schedule, 2006 NFL Preseason	662
Season Leaders, Top Twenty	468-470
Series Records	357-362
Service, Length of	627
Statistical Bests, 2005	323-328
Statistics, 2005 Defensive	321-322
Statistics, 2005 Dolphins	318-320
Statistics, 2005 Preseason	364-367
Statistics, 2005 Special Teams	322
Super Bowl XLI Host Committee	593

- T -

T.D. Biography	58
Ticket Information	Inside Back Cover
Top Tens, Opponents	482
Trades (1966-2006)	639-643
Training Center Sites, Chronology of	49
Training Facility, Dolphins	69-70

- W -

What To Look For in 2006	71-72
Where They've Come From	626-627

- Y -

Year-By-Year Leaders	491-497
Year-By-Year, Offense and Defense	497-498
Year-By-Year Scores	377-389
Year-By-Year Statistics (1966-2005)	390-429

DOLPHINS DIRECTORY

ADMINISTRATIVE OFFICE

7500 S.W. 30th St. • Davie, FL 33314
(954) 452-7000

DOLPHIN STADIUM/TICKET OFFICE

2269 Dan Marino Blvd. • Miami Gardens, FL 33056
(888) FINS-TIX

DOLPHINS ENTERPRISES

Owner/Chairman of the Board H. Wayne Huizenga
Chief Executive Officer Joseph A. Bailey, III
Chief Financial Officer Wm. M. Pierce

BOARD OF DIRECTORS

Vice-Chairman Donald F. Shula
Board Members Marti Huizenga, Wayne Huizenga, Jr., Ray Huizenga,
Pam Huizenga, Harris W. Hudson, Robert Henninger

EXECUTIVE MANAGEMENT

Head Coach Nick Saban
President/Chief Operating Officer Bryan Wiedmeier
General Manager Randy Mueller
Senior Vice President-Operations Bill Galante
Senior Vice President-Media Relations Harvey Greene
Senior Vice President-Sales and Marketing Jim Ross
Senior Vice President-Finance and Administration Jill R. Strafaci

COACHING

Special Teams Keith Armstrong
Assistant Head Coach/Offense/Wide Receivers Charlie Baggett
Special Assistant to the Head Coach Dom Capers
Offensive Quality Control James Coley
Ass't Strength & Conditioning/Assist with the Defensive Line Bo Davis
Assistant Offensive Line Tim Davis
Tight Ends Derek Dooley
Linebackers George Edwards
Director of Player Development/Special Assistant to the Head Coach John Gamble
Quarterbacks Jason Garrett
Strength & Conditioning Bert Hill
Offensive Line Hudson Houck
Outside Linebackers Travis Jones
Offensive Coordinator Mike Mularkey
Secondary Mel Phillips
Defensive Quality Control Glenn Pires
Defensive Line Dan Quinn
Safeties Kirby Smart
Running Backs Bobby Williams
Executive Assistant to Head Coach Anne Rodriguez

FOOTBALL OPERATIONS

Coordinator of Football Operations/Assistant to the Head Coach Scott O'Brien

FOOTBALL STAFF

Player Development/Special Teams Michael Dumas
Offensive Assistant/Personnel Patrick Suddes
Defensive Assistant Steve Tovar
Defensive Assistant/Quality Control Chad Walker

PLAYER PERSONNEL

Assistant Director of Player Personnel Mike Baugh
Director of College Scouting Ron Labadie
Director of Pro Personnel George Paton
National Scout/Assistant Director of College Scouting Chris Grier
Regional Scouts Bill Baker, Ron Brockington, Adam Engroff, Jack Glowik,
Anthony Hunt, Roger Pollard (BLESTO), Ellis Rainsberger
Pro Scouts Tom Heckert, Dwayne Joseph, Nate Sullivan
College Scouting Coordinator Scott Kuhn
Executive Assistant/Football Operations Gail Baldwin

ATHLETIC TRAINING

Head Athletic Trainer	Kevin O'Neill
Assistant Athletic Trainer	Troy Maurer
Assistant Athletic Trainer & Director of Rehabilitation	Ben Westby

EQUIPMENT

Equipment Manager	Tony Egues
Assistant Equipment Managers	Joe Cimino, Charlie Thiele

VIDEO

Video Director	Dave Hack
Assistant Video Director	Bob Hack
Video Assistant	Matt Taylor

ADMINISTRATION

Staff Counsel/Salary Cap	Matt Thomas
Controller	Betsy Reuther
Senior Accountant/Benefits Administrator	Craig Heil
Business Operations	Philip Dangerfield
Payroll	Susan Vines
Bookkeeper	Elaine Benjamin
Executive Assistants	Irma Gonzalez, Debbie Rice, Cindy Trezona

MEDIA RELATIONS

Director of Media Relations	Neal Gulkis
Media Relations Assistant	Michael Pehanich
Executive Assistant	Gayle Baden

INTERNET AND PUBLICATIONS

Senior Director-Internet and Publications	Scott Stone
Manager of Internet and Publications	Rodney Wood

COMMUNITY RELATIONS/YOUTH/ALUMNI

Director of Community Relations	Ilona Wolpin
Youth Programs Coordinator	Twan Russell
Alumni, Youth and Special Projects	Nat Moore
Community Relations Coordinator	Danny Lewin

PROGRAMMING AND EVENTS

Director of Programming and Production	Jeff Griffith
Director of Event Entertainment	Dorie Grogan
Director of Cheerleaders	Heather Fraga
Mascot Coordinator	Bill Bant
Cheerleader Assistant	Emily Newton

INFORMATION TECHNOLOGY AND RECORDS & ARCHIVES

Director of Information Technology	Tery Howard
Director of Records & Archives	Kristin Hingston
Network Manager/Systems Support Specialist	Joe Curbelo
Applications Analyst II	Alex Grosholz
Records Assistant	Marie Campbell
Administrative Assistant	Keri Seiple-Rumaner

SECURITY

Team Security Investigator	Stuart Weinstein
Facility Security	John Nessler, Tony Ruiz


OPERATIONS

Facility Manager/Dolphins Camp	Ron Summers
Grounds Superintendent	Edwin Lamour
Operations Managers	Frank Losito, Diane L. Morales
Facility Operations	Craig Ferguson
Administrative Assistant	Carole Hough
Receptionist	Ruby Debnam
Mail Room	Mark Leone

H. Wayne Huizenga

Owner/Chairman Of The Board

NFL17th Season
Dolphins17th Season



H. Wayne Huizenga began his active involvement in South Florida sports on March 7, 1990, when he purchased 15 percent of the Miami Dolphins and a 50 percent interest in Joe Robbie Stadium, now called Dolphin Stadium. That involvement was finalized on January 24, 1994, when he acquired the remaining 85 percent of the Dolphins and the additional 50 percent of the stadium, leaving him with 100 percent ownership of both entities.

Mr. Huizenga has had an unprecedented business career as an entrepreneur. He is the only person in America to be responsible for six companies listed on the New York Stock Exchange and to have three make the Fortune 500 list. He co-founded Waste Management, Inc., the international leader in the waste industry, as well as the third-largest U.S. waste disposal company, Republic Services. Additionally, he was the CEO of Blockbuster Entertainment, the global leader in video entertainment, and founder of AutoNation, Inc., the country's first and world's largest public automotive dealership. He was also founder of Boca Resorts, Inc., an owner and operator of luxury resorts in South Florida, and co-founder of Extended Stay America, which operated in the lodging industry in many areas around the United States.

He is chairman of Huizenga Holdings, Inc., and is the sole or majority owner of several businesses. He has numerous real estate interests throughout Florida that include office buildings, warehouses, shopping centers, marinas and underdeveloped real estate acreage.

Mr. Huizenga was responsible for bringing Major League Baseball to South Florida in 1993, serving as chairman of the Florida Marlins through 1998, and under his direction the Marlins won the World Series in 1997. He also brought the National Hockey League to South Florida, serving as Owner, Chairman and Chief Executive Officer of the Florida Panthers for the first eight years (1993-2001) of that team's existence, including the 1995-96 season when they reached the Stanley Cup Finals.

Mr. Huizenga's numerous entrepreneurial achievements were recognized by the Horatio Alger Association, which presented him with its top honor, along with Henry Kissinger and Supreme Court Justice Clarence Thomas. Business and academic groups have honored Mr. Huizenga seven times as "Entrepreneur of the Year." In 2004 he was awarded the Ernst & Young United States Entrepreneur of the Year Award, and followed that by being named the 2005 Ernst & Young World Entrepreneur of the Year from a group of candidates covering 36 different countries. He is a five-time recipient of Financial World magazine's "CEO of the Year" and was named "Business Leader of the Year" by Georgetown University's Business School. Among Mr. Huizenga's other awards are the Yale University's Gordon Grand Fellow Award, the highest non-academic award bestowed by the school, and the University of Missouri-Kansas City's International Entrepreneur of the Year. He is a member of Nova Southeastern University's Board of Trustees and recently provided the resources to establish the Huizenga School of Business and Entrepreneurship at the University. He has been inducted into the Florida Sports Hall of Fame, the Greater Miami Sports Hall of Champions and the Broward County Hall of Fame.

Mr. Huizenga's community involvement has included membership in many civic organizations, including the Florida Council of 100, the Florida Council on Economic Education, the Salvation Army of Broward County and the Boys and Girls Club of Broward County. In the spring of 2006, he was inducted into the Junior Achievement Business Hall of Fame.

The Huizenga family also is involved in many charitable organizations, including the American Heart Association, the Humane Society, the American Cancer Society, the Performing Arts Center Authority, and the Make-A-Wish Foundation. They are especially


active in children's causes, such as Jack & Jill Nursery, Take Stock in Children, the Child Services Council and Kids in Distress, and have awarded scholarships to children in the community through the Horatio Alger Association.

Mr. Huizenga and wife, Marti, live in Fort Lauderdale. They have four children: Wayne, Jr., Ray, Scott, and Pam, and eight grandchildren.

Joe Bailey

Chief Executive Officer Dolphins Enterprises

CollegeNorth Carolina
NFL26th Season
DolphinsSecond Season



Joseph (Joe) A. Bailey III was named Chief Executive Officer of Dolphins Enterprises on January 13, 2005. Bailey joined the Dolphins from Russell Reynolds Associates, one of the premier global executive search and assessment firms. He is a former Dallas Cowboys and NFL executive with an extensive sports and business background.

Dolphins Enterprises is a sports, entertainment, and development company created by Miami Dolphins owner H. Wayne Huizenga, and serves as an umbrella for all of the Huizenga sports and entertainment entities. Bailey is in charge of all Miami Dolphins and Dolphin Stadium operations, management, development, sales, marketing and merchandising.

Bailey is spearheading the historic transformation that is underway at Dolphin Stadium. He re-branded the stadium and initiated an extensive improvements and innovations project that will make Dolphin Stadium the premier sports and entertainment facility in the United States and the Americas.

While at Russell Reynolds Associates, Bailey served as the partner in charge of the firm's flagship New York office and led the company's Entertainment, Media & Sports and Corporate Communication Practices. His clients included many of the world's leading sports and entertainment organizations, as well as Fortune 500 companies. During his tenure, Bailey conducted executive searches for the NFL office and individual clubs, covering areas such as management, finance, security, officiating, and human resources. He also was a key participant in the NFL's coaches' diversity program, with responsibilities ranging from the development of candidate interview tapes to conducting seminars at the league's annual coaches symposium. In 2004, The Sporting News called Bailey the most influential executive recruiter in sports and included him on its list of "The 100 Most Powerful People in Sports."

Bailey has extensive experience in professional football. He spent 19 seasons with the Dallas Cowboys, beginning as a team scout, then the team's Business Manager, and eventually, the Senior Vice President - Administration. Bailey was involved in a wide range of the team's activities, including the innovative application of technology, the development of the team's Valley Ranch training facility, the implementation of extensive licensing and sponsorship agreements, the construction of the largest local radio and television network in the league, several business enterprises and player contract negotiations. During Bailey's tenure, the Cowboys won 13 divisional titles, five NFC titles, and two Super Bowl championships.

Following his tenure in Dallas, Bailey served as Senior Vice President and COO at the World League/NFL for five years. His experience in that international venture included the introduction of a professional football league in Europe. He was responsible for all the diverse elements the startup of such a league entailed, culminating with the inaugural World Bowl in London's Wembley Stadium that attracted 60,000 fans.

Bailey's management experience extends to other areas as well. In the mid-'90s he was Deputy Commissioner and Chief Operating Officer of The National Thoroughbred Racing

Association (NTRA). He served as President of The InterCompete Group, a New York-based marketing and strategic management consulting firm, and during the same time, he was a Co-Founder and Investment Partner in Personalities International.

Bailey has an A.B. degree from the University of North Carolina at Chapel Hill and attended the Advanced Management Program at the Harvard University School of Business. Bailey resides in Fort Lauderdale with his wife, Charlotte, and has three grown children.

Bryan J. Wiedmeier

President and Chief Operating Officer

CollegeCarroll
NFL26th Season
Dolphins26th Season



Entering his 26th season with the Dolphins, Bryan Wiedmeier was named President and Chief Operating Officer of the team on January 10, 2006. In that role he directs all business operations of the Dolphins. He serves as the team's primary representative at all National Football League meetings and is a visible representative of the club in the South Florida community. He works with Head Coach Nick Saban and his staff in all of their football projects and reports to Dolphins Enterprises Chief Executive Officer Joe Bailey in collaboration with their strategic initiatives involving both the team and Dolphin Stadium.

With more than a quarter century of service to the Dolphins, Wiedmeier is uniquely qualified for his added responsibilities. He served as the team's Executive Vice President/Chief Operating Officer since January 2002, where he was responsible for the day-to-day management of the business operations, football administration and all labor areas. In addition, his contributions to the NFL reflect his stature in the league. He currently serves on the NFL Management Council's Working Club Executive Committee and is a Trustee of the NFL Player Insurance Trust.

Wiedmeier's professional career with the Dolphins began in 1981 and he has served in a variety of front office roles of increasing importance with both the team and the stadium since then. He was named Assistant General Manager in 1990, and was promoted several times to reflect his expanded responsibilities with the club, first to Vice President – Administration from 1995-1999, to Senior Vice President – Business Operations through 2001 and finally to Executive Vice President – Chief Operating Officer before assuming the team's presidency. He earned his J.D. from the University of Miami School of Law and later was admitted to the Florida Bar. He received his B.A. from Carroll College, which he attended on a football scholarship and served as a team captain in his senior year. He was inducted into Carroll's Hall of Fame as a member of the school's 1978 undefeated team.

He is married to Mary K. They have five children, Lauren, Victoria, John, Danielle, and Matthew, ranging in age from 13 to 19. He and his family reside in Miramar, Fla.


DOLPHINS ARE 20-19 IN PLAYOFF GAMES

The Dolphins are 20-19 in the playoffs. The Dolphins own a record of 6-5 in AFC First-Round/Wild Card Playoffs, 7-9 in Divisional Playoffs, 5-2 in AFC Championships and 2-3 in Super Bowls. In the playoffs, Miami is 15-6 at home, 3-10 on the road and 2-3 on neutral sites.

Bill Galante

Senior Vice President - Operations

CollegeSt. Mary's
NFL13th Season
Dolphins13th Season



Bill Galante is beginning his 13th season with the Dolphins and Dolphin Stadium. As Senior Vice President - Operations, Galante is responsible for the supervision of the ticket office for the Dolphins, while overseeing several business aspects, including special events, facility operations, game operations and team travel.

Galante spent his first six years in Miami overseeing Dolphin Stadium ticket sales, including the last three seasons as Vice President - Ticket Sales and Operations. During that time, he also oversaw the ticket operations of the Florida Marlins, including their inaugural season in 1993 and their World Championship season in 1997. He began his career with the Chicago Cubs in 1983.

Bill and his wife, Barbara, are members of the ALS Association, which works toward finding a cure for Lou Gehrig's Disease. He and his wife live in Plantation with their son, Christian.

Harvey Greene

Senior Vice President - Media Relations

CollegePennsylvania
NFL18th Season
Dolphins18th Season



Harvey Greene is in his 18th season with the Miami Dolphins, having been named as Senior Vice President - Media Relations in January of 2002. He and his staff are responsible for implementing the team's media policy on both a local and a national level.

During his tenure with the Dolphins, Greene and his staff twice were recipients of the Pete Rozelle Award (1993, 1999), an annual honor awarded by the Professional Football Writers of America to the NFL's best public relations department, and were finalists again in 2003. In addition, Greene also has worked on the NFL PR staff at 16 of the past 17 Super Bowls and at the 1992 Pro Bowl.

Prior to joining the Dolphins, Greene spent almost four seasons as the Director of Media Relations for the New York Yankees (1986-89), and three years as Director of Public Relations and Broadcasting for the Cleveland Cavaliers (1983-86), where he twice won the McHugh/

Splaver Award (1984, 1985) as the outstanding PR Director in the NBA. He also served as an Assistant Venue Press Chief for the men's and women's basketball competition at the 1984 Olympic Games in Los Angeles and for the 1994 Soccer World Cup, supervised media center operations for figure skating and short-track speed skating at the 2002 Winter Olympic Games in Salt Lake City, and was a press operations manager for the World Baseball Classic in 2006.

Greene also served on the Board of Directors for the Max Kase B'nai B'rith Sports Lodge and was a press officer at the 2004 Democratic Convention in Boston. He resides in Parkland with his wife, Cathy.

Jim Ross

Senior Vice President - Sales and Marketing

College Colorado
NFL Seventh Season
Dolphins Seventh Season



In his seventh season with the Dolphins, Jim Ross was named as Senior Vice President - Sales and Marketing for the team and Dolphin Stadium in January of 2002. Ross is responsible for the sales, marketing and promotional efforts for both the stadium and the Dolphins. In addition, he oversees the club's internet, publications, community relations and brand development programs.

Ross re-joined Wayne Huizenga's sports properties in 2000 after a season as President of AFL Properties of the Arena Football League. Prior to joining the AFL, Ross spent the previous four seasons (1996-99) as Vice President of Sales and Marketing for the Florida Marlins, including their World Championship season of 1997. With the Marlins, he oversaw the club's day-to-day sales and marketing operation, including season and group ticket sales, sponsorships, promotions, and in-game entertainment. He also has held marketing and promotional positions with the New York Mets (including Vice President of Marketing) as well as with Sports Illustrated and World Wide Ski Corporation.

Ross currently serves on the NFL's Marketing Committee in addition to the Genetic Disease Foundation. He also serves on the Florida Atlantic University MBA Sports Management Advisory Board and the Junior Achievement of South Florida Board of Directors.

Ross resides in Plantation with his wife, Elisa, their son, Alexander, and daughter, Emily.

IN A ZONE

When the Dolphins registered wins at Oakland (33-21 on November 27) and at San Diego (23-21 on December 11) last year, it marked the first time in franchise history that the Dolphins had won two regular season games in Pacific time zone in the same season, as they now have won each of their last three such contests, dating back to 2004. In 1999, they won a regular season contest in Oakland and a playoff matchup in Seattle. Overall in their 40-year history, the Dolphins have compiled a regular season record of 18-19 in games played in Pacific time zone (1-0 at Arizona, 3-0 at L.A. Rams, 5-8 at Oakland/L.A. Raiders, 4-7 at San Diego, 3-2 at San Francisco and 2-2 at Seattle). They are 1-5 in the playoffs in Pacific time zone, a record which includes a loss to San Francisco in Super Bowl XIX in Palo Alto, Calif. Their lone playoff win in six tries occurred in a 1999 First-Round contest, a 20-17 decision over Seattle on January 9, 2000 in the last game played at the Kingdome.

Jill R. Strafacci

Senior Vice President - Finance and Administration

CollegeFlorida
NFL18th Season
Dolphins18th Season



Beginning her 18th season with the Dolphins, Jill Strafacci assumed her current role as Senior Vice President - Finance and Administration in March of 2000 after serving as Vice President - Finance (1995-99) and Treasurer (1990-94). She originally joined the Dolphins as Assistant Chief Financial Officer in October, 1989. In her current position, she oversees the financial management of the club. Her duties include all financial operations of the team, including budgeting, cash management, insurance, human resources, administration of the club's employee benefit plans and assists with special projects. She also oversees the Miami Dolphins Foundation, which she helped implement in 1995.

Before joining the Dolphins, Strafacci, a CPA, was a tax specialist with Price Waterhouse in Miami for six years, specializing in the areas of professional sports and real estate. She also worked for an accounting firm in her native Sarasota.

Strafacci graduated from the University of Florida in 1980 (accounting/finance), where she was a four-year letter-winner on the Lady Gator golf team. She resides in Davie with her husband, Frank, and their sons, Trent and Tyler.

MIAMI DOLPHINS LOGO

The most recent modification to the Dolphins' logo was made prior to the 1997 season. This marked just the third logo change in franchise history, and the first since 1972.

The original logo featured the dolphin jumping in front of a sunburst using the team's base colors (aqua, coral and white). In 1972, the dolphin was repositioned in front of the sunburst and the aqua color was strengthened. In 1997, the traditional logo and colors were kept as a base, while the sunburst on the logo was accentuated and the dolphin was strengthened with a stronger definition of its shape. In addition, the sunburst was more prominently displayed with the elimination of the hashmarks around the sun's perimeter, while the dolphin's features were accentuated by navy highlights.



PRESENT LOGO



1966-71




1972-96

Nick Saban

Head Coach

College Kent State
NFL Eighth Season
Dolphins Second Season



Nick Saban, one of the most successful collegiate head coaches over the last decade, didn't take long to stamp his imprimatur on the Miami Dolphins in 2005. In his initial year as Miami's head coach and his first at the helm of an NFL team, he instilled a sense of pride, character, determination and intensity throughout the Dolphin organization and engineered one of the greatest turnarounds in franchise history.

Taking over a squad that finished 4-12 the previous season, Saban led the 2005 Dolphins to a 9-7 record. The Dolphins' five-game improvement was the second highest increase in any of the club's non-strike seasons, surpassed only by the seven-game improvement by the 1970 squad. In addition, Miami's nine victories last year more than doubled the Dolphins' win total from the previous season, becoming only the second team in franchise history to accomplish that feat, again joining the 1970 edition. The five-game improvement also was tied for the third largest turnaround in the NFL last season:

BIGGEST TURNAROUNDS IN THE NFL IN 2005

TEAM	HEAD COACH	DIFFERENCE	2005 RECORD	2004 RECORD
1. Chicago	Lovie Smith	+6	11-5	5-11
Tampa Bay	Jon Gruden	+6	11-5	5-11
3. MIAMI	NICK SABAN	+5	9-7	4-12
N.Y. Giants	Tom Coughlin	+5	11-5	6-10
5. Carolina	John Fox	+4	11-5	7-9
Seattle	Mike Holmgren	+4	13-3	9-7

Throughout the year, Saban stressed the importance of developing a team that improved during the course of the season, and the Dolphins certainly responded. They won their last six games, the longest winning streak by any team in the NFL at the end of the 2005 season. It was their best finish since 1985, when they won their last seven games, and their six-game winning streak was the longest by a Dolphin team since they won six games in a row to start the 1992 campaign. In addition, the team also went 5-0 in December/January, the first time in club history they won five regular season games in those months.

Saban also emphasized the importance of divisional games and the Dolphins responded by winning their final three games against AFC East opponents, their longest divisional winning streak since they won their final three AFC East games in 1996.

Under Saban, the team produced big plays on both sides of the ball. With 49 sacks, the Dolphin defense tied the club's single season record, while the offense tied for the NFL lead in pass plays of 50 yards or longer and posted the team's best touchdown to interception ratio in the last eight years.

Saban's turnaround of the Dolphins is consistent with his record of success everywhere he has coached. In his 26 years at the college level, he has been a part of 23 winning teams. Overall in his 12 years as a head coach in the NCAA and the NFL, he never had a losing season, including all 11 years in college as well as his initial season in the pro ranks with the Dolphins.

Saban's contributions to the 2005 Dolphins extended beyond his coaching duties. He oversaw a roster makeover that added 31 new players by the end of the season. Included among

them was one of the best draft classes in team history, bringing in a crop of rookies who made immediate contributions to the team. That group was highlighted by Rookie of the Year candidate Ronnie Brown along with two other starters, Channing Crowder and Travis Daniels, as the Dolphins were the only team in the NFL to have three rookies start 12 or more games last year.

Saban also was responsible for the addition of a number of veterans who made valuable contributions to the team in 2005 and assembled a coaching staff that was acknowledged to be one of the very best in the league.

He continued his aggressive improvement of the Dolphin roster heading into the 2006 campaign, trading for Pro Bowl quarterback Daunte Culpepper and adding other talented players through free agency and the college draft.

Saban joined the Dolphins on December 25, 2004 when he agreed in principle to take over as head coach and officially signed a five-year contract through 2009 on December 27, 2004, becoming the sixth head coach in Dolphin history. While the 2005 season marked his first campaign as an NFL head coach, he was no stranger to the pro ranks, having served as an assistant with both the Houston Oilers (1988-89) and the Cleveland Browns (1991-94), where he developed a reputation as one of the best defensive coaches in the game.

Saban joined the Dolphins after spending the previous five years (2000-04) guiding the fortunes of the Louisiana State University Tigers. Taking over a program that suffered through seven losing seasons in the 1990s, Saban led the school to a composite record of 48-16, which included a 13-1 mark in 2003 when LSU claimed the national championship. Saban's 48 wins over those five years represented the third-most victories among any Division I-A collegiate head coach during that time:

MOST WINS BY A DIVISION I-A COLLEGE HEAD COACH FROM 2000-04

HEAD COACH	SCHOOL	W	L	T	PCT.
1. Bob Stoops	Oklahoma	60	7	0	.896
2. Mack Brown	Texas	52	11	0	.825
3. NICK SABAN	LOUISIANA STATE	48	16	0	.750
4. Bobby Bowden	Florida State	47	17	0	.734
Phillip Fulmer	Tennessee	47	17	0	.734
6. Frank Beamer	Virginia Tech	47	18	0	.723

LSU posted at least eight wins in each of his five seasons and won a pair of SEC titles as well as their national championship, which was just the second for the Tigers and the first since 1958.

Saban's leadership of the Tigers focused on the entire program, one that put his players in position to have success, both on the field and in the classroom. It's no surprise that 28 of his LSU players have been selected in the NFL draft, including seven in 2004 and 2006 and two of the top 43 picks in 2005. Off the field, Saban's players achieved the same level of excellence, as 25 members of his 2003 national championship team earned a spot on the SEC Academic Honor Roll. More than 50 players who played under Saban at LSU earned their degree to go along with their SEC and national championship rings.

Saban's final team at LSU in 2004 went 9-3 despite the loss of 13 players from the previous season who went on to occupy spots on NFL rosters. Offensively, the Tigers produced the best running game in the SEC, averaging 200.7 yards per game. Defensively, they ranked third in the nation in the regular season in both total defense (249.9 yards per game) and pass defense (145.4), and gave up just 15.9 points per game. The defense surrendered only 12 points in the second half of those last six regular season games to earn LSU a berth in the Capital One Bowl in Orlando against Iowa. It was the Tigers' fourth consecutive January bowl game, a first for the school.

In 2003, LSU produced a school-record 13-1 mark, winning its second SEC championship as well as the school's second-ever national title. Saban was named the Associated Press National Coach of the Year as well as being the recipient of the Bear Bryant Award and the Eddie Robinson Award. He joined Paul Dietzel as the only two coaches in LSU history to have multiple ten-win seasons, and along with Dietzel and Bernie Moore are the only LSU coaches to win two SEC championships.

The 2003 Tigers won their national title with a defense that ranked first in the nation in points per game (11.0) and total defense (252.0 yards per game), while holding 13 of 14 opponents to fewer than 20 points. The offense scored a school-record 475 points, an average of 33.9 points per game. The Tigers ran the table the final six weeks of the regular season, winning those six games by an average score of 35-10. The team earned its way to the BCS Championship Game with an impressive 34-13 win over Georgia in the SEC title game. Saban's Tigers capped the season with a dominating defensive effort against Oklahoma in the

Sugar Bowl, holding the Sooners to only 154 yards of total offense in their 21-14 victory that gave LSU the national championship.

In 2002, Saban used a tenacious defense and a steady offense to lead the Tigers to an 8-5 overall mark and a berth in the Cotton Bowl against Texas, marking the school's first back-to-back appearances in New Year's Day bowl games since the 1960s. LSU scored a school-record 30 or more points in six straight games, and despite facing a multitude of injuries, only a last-minute comeback by Arkansas kept the Tigers from winning their second consecutive SEC Western Division title and participating in the league's championship game.

In 2001, Saban led the Tigers to a 10-3 record and the school's first outright SEC title since 1986. They earned that title with a 31-20 win over second-ranked Tennessee in the SEC Championship Game, outscoring the high-powered Vols' offense, 21-3, in the second half. The Tigers closed out their season with a 47-34 defeat of Big Ten Champion Illinois in the Sugar Bowl. It was the school's first New Year's Day bowl victory since 1968. During the 2001 season, LSU had one of the most prolific offenses in the country, averaging a school-record 451.5 yards per game.

Saban laid the groundwork for success in 2000, his first season in Baton Rouge. With the Tigers coming off back-to-back losing seasons, he turned the program around by guiding the team to an 8-4 mark and a 28-14 win over 15th-ranked Georgia Tech in the Peach Bowl. Among those wins were home victories over Tennessee, Mississippi State and Alabama as well as a road win over Ole Miss, rekindling the proud tradition of LSU football.

Prior to arriving in Baton Rouge, Saban served as head coach at Michigan State from 1995-99. It marked his second stint at the East Lansing school, as he also spent 1983-87 as the Spartans' defensive coordinator/secondary coach. After playing in just one bowl game in the previous four years, Michigan State made four postseason appearances in Saban's five years at the helm.

In 1999, Saban led his final Spartan team to a No. 7 ranking in the country as they finished in a tie for second in the Big Ten. They defeated Notre Dame, Michigan, Ohio State and Penn State all in the same year for the first time since 1965 and recorded six wins at home for the first time since the 1912 season. The Spartans' performance that year landed them a spot in the Citrus Bowl.

Before joining the Spartans, Saban spent four seasons (1991-94) as defensive coordinator with the Cleveland Browns under Bill Belichick. The Browns went from allowing the most points (462) in the NFL prior to Saban's arrival to allowing the fewest points (204) in the league in 1994, the sixth-fewest points surrendered in NFL history at the time. In each of Saban's four years guiding the Browns' defense, they never permitted an average of more than 19.2 points per game. He built a reputation as one of the finest defensive coaches in the league and also was heavily involved in the team's player personnel and scouting process.

Saban's first head coaching position came at the University of Toledo in 1990, as he guided the Rockets to a record of 9-2 that year, finishing as co-champions of the Mid-American Conference. The Rockets ranked among the NCAA leaders in both total defense (12th at 284.8 yards) and scoring defense (16th at 16.2 points), and missed posting an undefeated record by a mere five points.

Saban joined Toledo after serving as secondary coach with the Houston Oilers for two seasons under Jerry Glanville (1988-89), his first NFL coaching position. He quickly made an impact on the Oilers' defense, as under his tutelage the team's secondary tied for fourth in the AFC in 1988 with 21 interceptions and tied for second in the conference in 1989 with 22 thefts.

In his first stint at Michigan State, serving as secondary coach and defensive coordinator under George Perles from 1983 through 1987, Saban played an integral part in helping the Spartans to three postseason bowl appearances, including a Big Ten championship in 1987 and a 20-17 victory over Southern California in the 1988 Rose Bowl. Michigan State led the nation in rushing defense in 1987, allowing only 61.2 yards per game, and ranked second in scoring defense, permitting just 12.4 points.

His college coaching credits also include stops at the U.S. Naval Academy (1982), Ohio State (1980-81), West Virginia (1978-79), Syracuse (1977), and Kent State (1975-76). While coaching the secondary at Ohio State under Earle Bruce, he helped produce four NFL draft choices.

Saban began his coaching career in 1973 as a graduate assistant at his alma mater, Kent State. A defensive back for the Golden Flashes from 1970-72, Saban played in the 1972 Tangerine Bowl against Tampa. He also earned two letters as a shortstop on the Kent State baseball team.

Born on October 31, 1951 in Fairmont, West Virginia, Saban earned his bachelor's degree in business from Kent State in 1973 and his master's in sports administration in 1975. Saban co-authored "Tiger Turnaround" in 2001, a book documenting his first two years in Baton Rouge. He followed that by co-authoring "How Good Do You Want to Be" in 2005, which offers real-life principles on how to succeed at work and at home.

Saban also is active in community programs. At LSU, he spearheaded the fundraising for the Cox Communications Academic Center for Student-Athletes, which included donating \$50,000 himself to that cause. The center, the best of its kind in college athletics, features a 1,000-seat auditorium with more than 100 computers in a 54,000 square foot facility that gives all of LSU's student-athletes the best chance to have success in the classroom. In addition, Saban supported a number of charitable and civic projects in Louisiana, the largest being the Children's Miracle Network where he and his wife Terry raised more than \$100,000 a year for kids. At Michigan State, the Sabans started the "Nick's Kids" Foundation, which they continued in South Florida after he joined the Dolphins.

Saban and his wife, the former Terry Constable of Fairmont, West Virginia, have two children, Nicholas and Kristen.

RECORDS OF NFL HEAD COACHES IN THEIR FIRST YEAR IMMEDIATELY AFTER SERVING AS A COLLEGE HEAD COACH (since 1980)

After spending the five previous seasons as the head coach at LSU, Nick Saban made the jump to the NFL in 2005 as he took over the helm of the Miami Dolphins. Since 1980, Saban became the 18th head coach to make the jump immediately from the college level to the NFL, and the first since 2002 when Florida's Steve Spurrier left to take over the reigns of the Washington Redskins. When Saban led the Dolphins to a 9-7 record in 2005 it was tied for the fourth-best mark among these 18 head coaches, and the best since Steve Mariucci guided the 49ers to a 13-3 mark in 1997.

HEAD COACH	SCHOOL	NFL TEAM	YEAR	W	L	T	PCT.
1. Steve Mariucci	California	San Francisco	1997	13	3	0	.813
2. Dennis Green	Stanford	Minnesota	1992	11	5	0	.688
Bobby Ross	Georgia Tech	San Diego	1992	11	5	0	.688
4. NICK SABAN	LOUISIANA STATE	MIAMI	2005	9	7	0	.563
John Robinson	USC	L.A. Rams	1983	9	7	0	.563
Jack Pardee#	Houston	Houston	1990	9	7	0	.563
7. Ron Meyer	SMU	New England	1982	5	4	0	.555
8. Sam Wyche	Indiana	Cincinnati	1984	8	8	0	.500
Dennis Erickson	Miami (Fla.)	Seattle	1995	8	8	0	.500
Mike Riley	Oregon State	San Diego	1999	8	8	0	.500
11. Darryl Rogers	Arizona State	Detroit	1985	7	9	0	.438
Rich Brooks	Oregon	St. Louis	1995	7	9	0	.438
Butch Davis	Miami (Fla.)	Cleveland	2001	7	9	0	.438
Steve Spurrier	Florida	Washington	2002	7	9	0	.438
15. Dick MacPherson	Syracuse	New England	1991	6	10	0	.375
16. Ray Perkins#	Alabama	Tampa Bay	1987	4	11	0	.267
17. Tom Coughlin*	Boston College	Jacksonville	1995	4	12	0	.250
18. Jimmy Johnson	Miami (Fla.)	Dallas	1989	1	15	0	.063

Marked second stint as an NFL Head Coach

* Hired in 1994, team played first game in 1995

RECORDS OF DOLPHINS HEAD COACHES

COACH	YEARS	Regular Season				All Games, Including Playoffs			
		W	L	T	PCT.	W	L	T	PCT.
Don Shula	1970-95	257	133	2	.658	274	147	2	.650
Dave Wannstedt	2000-04	42	31	0	.575	43	33	0	.566
Jimmy Johnson	1996-99	36	28	0	.563	38	31	0	.551
George Wilson	1966-69	15	39	2	.286	15	39	2	.286
Nick Saban	2005	9	7	0	.563	9	7	0	.563
Jim Bates	2004	3	4	0	.429	3	4	0	.429

NICK SABAN'S CAREER RECORD

YEAR	TEAM	POSITION	REGULAR SEASON*	POST-SEASON	POSTSEASON RECAP
1973	Kent State	Grad Ass't	9-2		
1974	Kent State	Grad Ass't	7-4		
1975	Kent State	Linebackers	4-7		
1976	Kent State	Linebackers	8-4		
1977	Syracuse	Outside LBs	6-5		
1978	West Virginia	Secondary	2-9		
1979	West Virginia	Secondary	5-6		
1980	Ohio State	Secondary	9-2	0-1	Lost Fiesta Bowl (Penn State)
1981	Ohio State	Secondary	8-3	1-0	Won Liberty Bowl (Navy)
1982	Navy	Secondary	6-5		
1983	Michigan State	Def. Coordinator/ Secondary	4-6-1		
1984	Michigan State	Def. Coordinator/ Secondary	6-5	0-1	Lost Cherry Bowl (Army)
1985	Michigan State	Def. Coordinator/ Secondary	7-4	0-1	Lost All-American Bowl (Georgia Tech)
1986	Michigan State	Def. Coordinator/ Secondary	6-5		
1987	Michigan State	Def. Coordinator/ Secondary	8-2-1	1-0	Won Rose Bowl (USC)
1988	Houston Oilers	Secondary	10-6	1-1	Won Wild Card (Cleveland) Lost Divisional (Buffalo)
1989	Houston Oilers	Secondary	9-7	0-1	Lost Wild Card (Pittsburgh)
1990	Toledo	Head Coach	9-2		
1991	Cleveland Browns	Def. Coordinator	6-10		
1992	Cleveland Browns	Def. Coordinator	7-9		
1993	Cleveland Browns	Def. Coordinator	7-9		
1994	Cleveland Browns	Def. Coordinator	11-5	1-1	Won Wild Card (New England) Lost Divisional (Pittsburgh)
1995	Michigan State	Head Coach	6-4-1	0-1	Lost Independence Bowl (LSU)
1996	Michigan State	Head Coach	6-5	0-1	Lost Sun Bowl (Stanford)
1997	Michigan State	Head Coach	7-4	0-1	Lost Aloha Bowl (Washington)
1998	Michigan State	Head Coach	6-6		
1999	Michigan State	Head Coach	9-2		Team earned Citrus Bowl berth
2000	Louisiana State	Head Coach	7-4	1-0	Won Peach Bowl (Georgia Tech)
2001	Louisiana State	Head Coach	8-3	2-0	Won SEC Champ. (Tennessee) Won Sugar Bowl (Illinois)
2002	Louisiana State	Head Coach	8-4	0-1	Lost Cotton Bowl (Texas)
2003	Louisiana State	Head Coach	11-1	2-0	Won SEC Champ. (Georgia) Won Sugar Bowl (Oklahoma)*
2004	Louisiana State	Head Coach	9-2	0-1	Lost Capital One Bowl (Iowa)
2005	Miami Dolphins	Head Coach	9-7		

* National Champions


* Does not include postseason games

	REGULAR SEASON				ALL GAMES			
	W	L	T	PCT.	W	L	T	PCT.
Collegiate Assistant	95	69	2	.578	97	72	2	.573
NFL Assistant	50	46	0	.521	52	49	0	.515
College Head Coach	86	37	1	.698	91	42	1	.683
NFL Head Coach	9	7	0	.563	9	7	0	.563
33-YEAR COACHING HISTORY	240	159	3	.601	249	170	3	.594

Keith Armstrong

Special Teams

CollegeTemple
NFL13th Season
DolphinsSixth Season



Keith Armstrong is entering his sixth season as the Dolphins' special teams coach.

In Armstrong's five previous seasons with the team, the Dolphins have finished in the top eight in the NFL in punt return defense each season. Dolphins' opponents have averaged only 6.0-yards per punt return during this time, including a 4.5-yard mark in 2001 when they led the league in this category, and a 4.9-yard average last year, which ranked third in the league. In addition, the Dolphins have allowed just one punt or kickoff return for a touchdown over the last five years, the second-fewest in the NFL over this span, trailing only the Dallas Cowboys. The Dolphins also have been in the top eight in the NFL in opponents' average drive start after kick-offs all five seasons, including a No. 1 ranking in 2003 with a 25.0 mark.

In 2005, the Dolphins' special teams unit achieved a No. 4 ranking in a rating system compiled by the *Dallas Morning News*, which consists of numerous special teams categories. The year before, they finished third. Wes Welker, a rookie in 2004, has developed into one of the top return men in the NFL. Punter Donnie Jones, a second-year performer in 2005, led the NFL in net punting last year with an average of 39.3.

Armstrong came to the Dolphins after serving the previous four seasons (1997-00) in the same role with the Chicago Bears. In 2000, Chicago's special teams blocked a pair of opponent field goal attempts while also ranking fourth in the NFL in punt return defense, allowing an average of just 7.0-yards per return. In 1998 and 1999, the Bears' special teams unit ranked fourth overall in the NFL based on a formula consisting of numerous categories. In 1999, his group recovered six fumbles and blocked an NFL-high four field goals. In Armstrong's four seasons, the Bears ranked in the top ten in the NFL in punt return average, punt coverage and kickoff coverage twice each. In 1999, they led the league in kickoff coverage, having allowed an average of just 16.6 yards per return.

Armstrong first started in the NFL with the Atlanta Falcons in 1994, where he coached the safeties for two years before being promoted to secondary coach in 1996. Prior to his full-time positions in the NFL, Armstrong was part of the league's Minority Coaching Fellowship program during training camps with the Jets (1991), Dallas (1992) and Chicago (1993).

Armstrong was a four-year letterman (1983-86) as a running back and defensive back at Temple University, where he earned his undergraduate degree in health education. He started his coaching tenure as a graduate assistant at his alma mater in 1987. He went to the University of Miami (Fla.) in 1988 where he worked with the defensive backs and special teams. Armstrong spent one year with the Hurricanes before joining the Akron staff as receivers coach in 1989. A one-year tenure there preceded his move to Oklahoma State, where he served three years (1990-92) as secondary coach. His final collegiate post came as linebackers and special teams coach at Notre Dame in 1993.

Armstrong, who grew up in Levittown, Pa., attended Bishop Egan High School in Philadelphia. He and his wife, Kathleen, have two daughters, Kaitlin and Kristen.

KEITH ARMSTRONG'S COACHING CAREER

1987	Temple – Graduate Assistant
1988	University of Miami (Fla.) – Defensive Backs and Special Teams Coach
1989	Akron – Receivers coach
1990-92	Oklahoma State – Secondary Coach
1993	Notre Dame – Linebackers and Special Teams Coach
1994-96	Atlanta Falcons – Safeties Coach (1994-95) Secondary Coach (1996)
1997-00	Chicago Bears – Special Teams Coach
2001-	Miami Dolphins – Special Teams Coach

Charlie Baggett

Assistant Head Coach/ Offense/Wide Receivers

CollegeMichigan State
NFLTenth Season
DolphinsSecond Season



Charlie Baggett was named to the Dolphins' coaching staff on January 25, 2005, by Head Coach Nick Saban. Baggett is a veteran of nine seasons as an NFL assistant coach and during this time has tutored five Pro Bowl performers.

This is Baggett's second stint working under Saban, as he was the wide receivers/associate head coach on Saban's Michigan State staff from 1995-98. He also worked on the same staff as Saban at Michigan State from 1983-87.

In Baggett's first year with the Dolphins, Chris Chambers turned in the most productive season of his five-year NFL career with 82 receptions for 1,118 yards and 11 touchdowns, as Chambers became the first Dolphins wide receiver to be named to the Pro Bowl since Irving Fryar in 1994. It marked the ninth time in Baggett's nine seasons as an NFL assistant that a receiver put forth a 1,000-yard effort (Minnesota 6, Green Bay 2, Miami 1).

Prior to joining the Dolphins, Baggett spent the previous five seasons as wide receivers coach in Minnesota. With the Vikings, Baggett oversaw the development of All-Pro wide receiver Randy Moss. Under the first four years of Baggett's tutelage (2000-03), Moss caught 376 passes for 5,649 yards and 49 touchdowns, all of which ranked in the top three in the NFL over this four-year stretch. Overall in Baggett's five seasons with the Vikings, two different receivers made a total of four Pro Bowl appearances (Cris Carter – 2000; Randy Moss – 2000, 2002-03). In 2004, Nate Burleson, a 2003 third-round draft choice, broke through with 68 receptions for 1,006 yards and nine touchdowns.

Baggett joined the Vikings following a one-year stint in the same position with the Green Bay Packers in 1999. In his lone year there, two different Packers surpassed the 1,000-yard plateau, including Antonio Freeman (74-1,074) and Bill Schroeder (74-1,051). Prior to that, he served as wide receivers/associate head coach under Saban at Michigan State for four years (1995-98), his second stint with the Spartans, having also coached at the East Lansing school from 1983-92, during which time he tutored both the wide receivers and running backs under former Pittsburgh Steelers assistant coach George Perles. Overall, in his 14 seasons at MSU, Baggett coached such future NFL stars as Daryl Turner, Mark Ingram, Andre Rison, Lorenzo White, Plaxico Burress, Muhsin Muhammad, Derrick Mason and Courtney Hawkins. In between stints at Michigan State was Baggett's first stop as an NFL assistant, when he coached the Houston Oilers' wide receivers from 1993-94. In his first season with the team, Haywood Jeffires, Webster Slaughter and Ernest Givins all ranked among the top 12 in the AFC in receiving, while Jeffires and Slaughter were selected to the AFC Pro Bowl squad.

After beginning his collegiate playing career at the University of North Carolina in 1971, Baggett transferred to Michigan State, where he played his final three seasons (1973-75). He started all three years at quarterback for the Spartans, and had his best year as a junior in 1974 when he posted 1,713 total yards and 21 touchdowns, and was named the Big 10 Conference's MVP by the *Chicago Tribune*. He had a brief stint with the Hamilton Tiger-Cats of the Canadian Football League before beginning his collegiate coaching career, tutoring the wide receivers and running backs at Bowling Green in 1977 under former Michigan State head coach Denny Stolz. He served the next four years in that position before moving on to the University of Minnesota as wide receivers coach in 1981. A two-year stay with the Golden Gophers preceded his first stop at Michigan State.

A native of Fayetteville, N.C., Baggett and his wife, Lisa, have a daughter, Camille.


CHARLIE BAGGETT'S COACHING CAREER

1977-80	Bowling Green – Wide Receivers/Running Backs Coach
1981-82	Minnesota – Wide Receivers Coach
1983-92	Michigan State – Wide Receivers/Running Backs Coach
1993-94	Houston Oilers – Wide Receivers Coach
1995-98	Michigan State – Wide Receivers/Associate Head Coach
1999	Green Bay Packers – Wide Receivers Coach
2000-04	Minnesota Vikings – Wide Receivers Coach
2005-	Miami Dolphins – Assistant Head Coach/Offense/Wide Receivers

Dom Capers

Special Assistant to the Head Coach

CollegeMount Union
NFL21st Season
DolphinsFirst Season



Dom Capers, a veteran of 20 seasons as a coach in the NFL, was named to the Dolphins' staff by Head Coach Nick Saban on January 24, 2006. Of Capers' 20 seasons in the NFL, nine have been spent as a head coach, including the last five with the Houston Texans (2001-05).

Capers was hired by the expansion Texans on January 21, 2001, more than a year before the franchise played its first game. After finishing 4-12 in the club's inaugural season, the team improved its record from the previous year in both 2003 (5-11) and 2004 (7-9) before falling to 2-14 in 2005.

Taking over an expansion team was nothing new for Capers, who also was the head coach with the Carolina Panthers from 1995-98. He guided that team to a 7-9 record in its first season, as they set an NFL record for most wins by an expansion club. That year, he was the Pro Football Weekly/PFWA Coach of the Year. The following year, the Panthers posted a record of 12-4, captured the NFC West title, and played in the NFC Championship game where they fell to the eventual Super Bowl champion Green Bay Packers. For his team's performance, Capers was a consensus choice as NFL Coach of the Year. Carolina's four-year record under Capers was 30-34.

Capers got his start in the pro coaching ranks as defensive backs coach with the Philadelphia/Baltimore Stars of the USFL from 1984-85, as the team claimed the league title both years. He followed Jim Mora to the NFL in 1986 and served as the Saints' defensive backs coach from 1986-91, during which time the team qualified for the playoffs three times – the first three postseason appearances in that franchise's history. In his final year in New Orleans, the Saints finished second in the NFL in pass defense. Capers was named defensive coordinator with the Pittsburgh Steelers in 1992, coinciding with the commencement of the Bill Cowher era. The

Steelers won a pair of AFC Central Division crowns during Capers' three years with the team (1992-94), made the playoffs all three years and played in the AFC Championship game in 1994. Linebacker Greg Lloyd and cornerback Rod Woodson each were selected to the AFC Pro Bowl squad all three seasons. In Capers' last season in Pittsburgh, the Steelers led the NFL in rush defense as he was named the Assistant Coach of the Year by Pro Football Weekly/PFWA. Following his first stop as a head coach, Capers was named defensive coordinator with the Jacksonville Jaguars in 1999, and manned that spot for the next two years. Under Capers, the Jaguars ranked fourth in the NFL in total defense in his first season there, a 21-spot improvement from the previous year. Jacksonville also led the NFL in scoring defense that year (13.6 ppg), set club records for sacks (57) and interceptions (19), and equaled the team mark for takeaways (30). Following the season, Capers was named Assistant Coach of the Year by several media outlets.

Prior to embarking on his professional coaching career, Capers made stops as a collegiate assistant at Kent State (graduate assistant, 1972-74), Hawaii (1975-76), San Jose State (1977), California (1978-79), Tennessee (1980-81) and Ohio State (1982-83). During his first year as a graduate assistant at Kent State in 1972, Dolphins Head Coach Nick Saban was in his senior season as a defensive back for the Golden Flashes. Capers and Saban then served as graduate assistants together on the Kent State staff the next two years (1973-74).

Capers graduated with a degree in physical education and a minor in psychology from Mount Union College in Alliance, Ohio, where he played safety and linebacker. He went on to earn his master's degree in administration from Kent State.

Capers grew up in Buffalo, Ohio, where he was a star athlete at Meadowbrook High School. He still hosts an annual charity golf tournament in the area, which raises money for the American Heart Association. Capers resides in South Florida with his wife, Karen.

DOM CAPERS' COACHING CAREER

1972-74	Kent State – Graduate Assistant
1975-76	Hawaii – Defensive Backs Coach
1977	San Jose State – Defensive Backs Coach
1978-79	California – Defensive Backs Coach
1980-81	Tennessee – Defensive Backs Coach
1982-83	Ohio State – Defensive Backs Coach
1984-85	Philadelphia/Baltimore Stars (USFL) – Defensive Backs Coach
1986-91	New Orleans Saints – Defensive Backs Coach
1992-94	Pittsburgh Steelers – Defensive Coordinator
1995-98	Carolina Panthers – Head Coach
1999-2000	Jacksonville Jaguars – Defensive Coordinator
2001-05	Houston Texans – Head Coach
2006-	Miami Dolphins – Special Assistant to the Head Coach

James Coley

Offensive Quality Control

College	Florida State
NFL	Second Season
Dolphins	Second Season



James Coley is entering his second season as an NFL assistant and the first in his current role after spending the 2004 season as an offensive assistant, when he also helped with the

team's running backs. In addition to his work with quality control on the offensive side of the ball this year, he will be working with the Dolphins' receivers.

Coley joined the Dolphins after spending each of the previous two seasons (2003-04) as a graduate assistant on Nick Saban's LSU staff. During his tenure in Baton Rouge, he worked primarily with the offense, breaking down tape, assisting in game plans and scouting reports, and serving as the signal caller.

Coley is a Miami native who attended Miami Senior High School. Upon graduating from Florida State University in 1997, he went on to serve the next six years (1997-2002) as a high school assistant in Miami. The final three years of this stretch were spent at Norland High School. In his final season of 2002, he was the offensive coordinator and assistant head coach as the team posted a record of 13-2 and went on to claim the Class 6A state title. He also was an assistant at Miami Senior High School from 1997-99.

Coley and his wife, Kenia, reside in South Florida.

JAMES COLEY'S COACHING CAREER

2003-04	Louisiana State University – Graduate Assistant
2005 -	Miami Dolphins – Offensive Assistant (2005) Offensive Quality Control (2006-)

Bo Davis

Ass't Strength and Conditioning/ Assist with the Defensive Line

College.....	Louisiana State
NFL	First Season
Dolphins	First Season



Bo Davis is entering his first season as an NFL assistant after being named to his current post by Head Coach Nick Saban on February 10, 2006.

For the past four seasons (2002-05), Davis was the assistant strength and conditioning coordinator at LSU, the first three years of which he served under Saban. Before joining the Tigers' staff in June of 2002, Davis was an assistant football coach at Northshore High School in Houston since 1997.

Davis was a three-year letterman as a defensive lineman at LSU from 1990-92. He earned second-team All-Southeastern Conference accolades at noseguard his senior season when he recorded 66 tackles. Overall in his three seasons, he registered 90 tackles, a sack and a fumble recovery. Following his graduation from LSU in 1993, Davis served as a graduate assistant in his alma mater's strength and conditioning program from 1995-97.

Davis is a Mississippi native where he attended Mendenhall High School.

BO DAVIS' COACHING CAREER

2002-05	Louisiana State – Assistant Strength and Conditioning Coordinator
2006-	Miami Dolphins – Assistant Strength and Conditioning Coach/Assist with the Defensive Line

Tim Davis

Assistant Offensive Line

CollegeUtah
NFLSecond Season
DolphinsSecond Season



Tim Davis enters his second season as an NFL assistant after being named to his current post by Head Coach Nick Saban on February 14, 2005. Davis joined the Dolphins with more than 15 years of experience at the collegiate level, including the previous three with the 2004 national champion USC Trojans.

In his first season with the Dolphins, Davis helped Hudson Houck transform an offensive line that allowed only 26 sacks, the fourth-lowest figure in the NFL last year.

In Davis' three years at USC, the team won a major bowl game each season and claimed at least a share of the national championship the last two years. He was in charge of the Trojans' guards and centers in his first year at the school before handling the entire line in 2003-04. In Davis' two years in this capacity, USC yielded a total of only 40 sacks, an average of 1.5 per game. In 2003, tackle Jacob Rogers was a consensus All-America selection and went on to become a second-round draft choice of Dallas in 2004.

Davis first went to USC in 2002 following a five-year stint (1997-2001) as tight ends/offensive tackles coach at the University of Wisconsin. The Badgers played in a bowl game in four of those five seasons Davis was at the school, where he got his start in the coaching profession as a volunteer assistant in 1983 and 1986, and a graduate assistant from 1984-85. After one more year as a graduate assistant, at the University of Arizona in 1987, Davis landed his first full-time coaching position the following year, as offensive coordinator at Walla Walla (Wash.) Community College. He moved on to Idaho State as offensive line coach in 1989 before being named to the same post at Utah in 1990, a spot which he manned for the next seven seasons. During that seven-year stint at Utah, the Utes made four bowl appearances after not having been to a postseason game since 1964.

After beginning his collegiate career at Chabot Junior College in Hayward, Calif., Davis went on to become a three-year letterman as an offensive tackle at Utah, from 1978-80. He earned his degree in physical education from the Salt Lake City school in 1982, and his master's degree in higher education from Wisconsin in 1986. Following his collegiate playing career, he had brief stints with the Hamilton Tiger-Cats of the Canadian League (1981) and the Los Angeles Express of the USFL (1983).

A native of Castro Valley, Calif., Davis and his wife, Janice, have a son, Nick, and a daughter, Mary Rose.

TIM DAVIS' COACHING CAREER

1983-86	Wisconsin – Volunteer Assistant (1983, 1986) Graduate Assistant (1984-85)
1987	University of Arizona – Graduate Assistant
1988	Walla Walla Community College – Offensive Coordinator
1989	Idaho State – Offensive Line Coach
1990-96	Utah – Offensive Line Coach
1997-01	Wisconsin – Tight Ends/Offensive Tackles Coach
2002-04	Southern California – Offensive Line Coach, Guards & Centers (2002) Offensive Line Coach (2003-04)
2005-	Miami Dolphins – Assistant Offensive Line Coach

Derek Dooley

Tight Ends

College Virginia
NFL Second Season
Dolphins Second Season



Derek Dooley was named to the Dolphins' coaching staff on January 10, 2005 by Head Coach Nick Saban. Prior to joining the Dolphins, Dooley spent the previous five years at LSU, including the 2004 season when he served as assistant head coach/special teams coordinator/running backs coach.

In his first year with the Dolphins, Dooley oversaw the continued development of Randy McMichael. Not only did McMichael finish fourth among all AFC tight ends in receptions, yards and touchdowns (60, 582, 5), but he also proved valuable as a blocker, helping the Dolphins running game to average 4.3 yards per attempt.

Dooley spent the 2003-04 seasons coaching the Tigers' running backs and coordinating the special teams. In 2003, running back Justin Vincent set an LSU freshman record by rushing for 1,001 yards, as he went on to be named MVP of both the SEC championship game as well as the Sugar Bowl, in which LSU claimed the national title. In 2004, the Tigers finished first in the SEC in rushing (193.8 yards per game), led by Alley Broussard (867 yards, 6.1 avg.) and Joseph Addai (680 yards, 6.7 avg.), a first-round draft choice of Indianapolis in 2006. Broussard set an LSU single-game record in 2004 with 250 yards rushing against Ole Miss.

Dooley's special teams unit ranked among the best in the conference during his tenure as well, as they finished first in the SEC in net punting (2003), punt returns (2003) and kickoff coverage (2003 and 2004). In addition, Skyler Green, a fourth-round draft choice of Dallas in 2006, led the nation in punt return average in 2003, with an 18.5-yard average, with two of his returns going for touchdowns. That year, he was a first-team All-America selection as a return specialist. Green added another punt return for a score in 2004.

Dooley first went to Baton Rouge in 2000 as the Tigers' recruiting coordinator/tight ends coach, a position in which he served three years (2000-02). During this time, Robert Royal set an LSU single-season record for touchdowns by a tight end (5 in 2000) and was named first-team All-Southeastern Conference in both 2000 and 2001.

Prior to joining LSU, Dooley spent the 1997-99 seasons as wide receivers coach at Southern Methodist, while also holding the duties of assistant recruiting coordinator for his final two years. That followed a one-year stint (1996) as a graduate assistant at the University of Georgia.

A walk-on wide receiver at the University of Virginia, Dooley earned a scholarship with the Cavaliers following his second season and helped the school to three bowl appearances, including an ACC championship in 1989. In 1990, he was named first-team Academic All-ACC and participated in the Senior Bowl. He graduated from the Charlottesville, Va., school in 1990 with a bachelor's degree in government and foreign affairs, and went on to earn his law degree from Georgia in 1994.

Before embarking on his coaching career, Dooley practiced law at a private firm in Atlanta for almost two years. Derek is the son of legendary Georgia Head Football Coach Vince Dooley. Derek and his wife, Allison, have two sons, John Taylor and Peyton, and a daughter, Julianna.

DEREK DOOLEY'S COACHING CAREER

1996	University of Georgia – Graduate Assistant/Defensive Backs
1997-99	Southern Methodist University – Wide Receivers Coach (1997) Wide Receivers/Assistant Recruiting Coordinator (1998-99)
2000-04	Louisiana State University – Recruiting Coordinator/Tight Ends Coach (2000-02) Special Teams Coordinator/Running Backs Coach (2003) Assistant Head Coach/Special Teams Coordinator/Running Backs Coach (2004)
2005-	Miami Dolphins – Tight Ends Coach

George Edwards Linebackers

CollegeDuke
NFLNinth Season
DolphinsSecond Season



George Edwards was named to the Dolphins' coaching staff by Head Coach Nick Saban on January 19, 2005. Edwards possesses eight seasons as an NFL assistant coach on his résumé, including one as a coordinator.

In Edwards' first year with the Dolphins, Zach Thomas was selected to the Pro Bowl for the sixth time, as he recorded 166 tackles despite only playing in 14 games. Rookie Channing Crowder, a third-round draft choice, made a tremendous impact on the success of the defense as he started 13 games and registered 90 tackles, the highest total by a Dolphins rookie since 1996 (Thomas, 180).

Before joining the Dolphins, Edwards was the linebackers coach with the Cleveland Browns in 2004. That followed a two-year stint with the Washington Redskins, including 2003 as the team's defensive coordinator. Following the '03 season, linebacker LaVar Arrington and cornerback Champ Bailey were selected to the NFC Pro Bowl squad. In 2002, Edwards served as the Redskins' assistant defensive coordinator/linebackers coach, as Arrington accounted for the most productive season of his NFL career with 107 tackles and 11 sacks in earning his second straight Pro Bowl berth. In addition, that year each of the team's starting linebackers, which also included Jesse Armstead and Jeremiah Trotter, surpassed the 100-tackle plateau.

Edwards began his NFL coaching career with a four-season stint with the Dallas Cowboys (1998-2001), where he tutored the team's linebackers. Under Edwards' guidance, Dexter Coakley, a third-round draft choice in 1997, was selected to the Pro Bowl twice over this four-year span (1999, 2001), as he was Dallas' second-leading tackler all four years.

Before embarking on his NFL coaching career, Edwards held collegiate assistant posts at Georgia (1997), Duke (1996), Appalachian State (1992-95) and Florida (1991). During his one-year tenure at Georgia, Edwards tutored a defensive line which included a pair of freshmen in Richard Seymour and Marcus Stroud, both of whom would be selected in the first round of the 2001 NFL Draft. A native of Siler City, N.C., Edwards is a Duke University alumnus, where he was a four-year letterman. He was two-year special teams captain and an All-ACC honorable mention selection at linebacker in 1989. Edwards and his wife, Jami, have a son, B.J.

GEORGE EDWARDS' COACHING CAREER

1991	Florida – Graduate Assistant
1992-95	Appalachian State – Linebackers Coach
1996	Duke – Linebackers Coach
1997	Georgia – Defensive Line Coach
1998-01	Dallas Cowboys – Linebackers Coach
2002-03	Washington Redskins – Assistant Defensive Coordinator/Linebackers Coach (2002) Defensive Coordinator (2003)
2004	Cleveland Browns – Linebackers Coach
2005-	Miami Dolphins – Linebackers Coach

John Gamble

Director of Player Development/ Special Asst. to the Head Coach

College	Hampton
NFL	13th Season
Dolphins	13th Season



John Gamble enters his 13th season with the Dolphins and the first in his current post. In his role, Gamble assists players in a variety of areas off the field, while also helping the players in the transition process both into and out of the NFL through continuing education, financial education and dealing with family matters through player programs.

Gamble spent his first 12 seasons with the team as strength and conditioning coach. He joined the Dolphins after having served ten years (1984-93) as the head strength coach at the University of Virginia. He also served two seasons as assistant strength coach (1982-83) and one year on a part-time basis (1981) at Virginia. He was named 1985 Strength Coach of the Year by the National Strength and Conditioning Association. In 1998, he was named by the Professional Strength Coaches Society as its Coach of the Year.

Gamble served an eight-year stint as Virginia State Director for the National Strength and Conditioning Association and was named Outstanding State Director for Region II in 1984.

A world renowned powerlifter, Gamble was the No. 1-ranked powerlifter in the world in the 275-pound class from 1981 to 1983. His personal records for total pounds in three lifts while competing in the United States Powerlifting Federation was 2,270 pounds, and he has personal bests of full squat, 892 lbs.; bench press, 573 lbs.; and dead lift, 826.5 lbs. in those three lifts. Gamble was inducted into the U.S. Weightlifting Hall of Fame in York, Pa., in June of 1999.

Gamble played linebacker at Hampton University and was a first-team Black College All-America selection. He also earned All-Central Intercollegiate Athletic Association honors in football and in track and field.

Married to Sharon, the couple has three sons, John Nathan III, Austin Craig and Tucker Scott and they live in Ft. Lauderdale.

JOHN GAMBLE'S COACHING CAREER

1982-93	University of Virginia – Assistant Strength Coach (1982-83) Head Strength Coach (1984-93)
1994-	Miami Dolphins – Strength Coach (1994-95) Strength and Conditioning Coach (1996-2005) Director of Player Development/Special Asst. to the Head Coach (2006-)

Jason Garrett

Quarterbacks

CollegePrinceton
NFLSecond Season
DolphinsSecond Season



Jason Garrett was named the Dolphins' quarterbacks coach by Head Coach Nick Saban on February 2, 2005. Garrett joined the Dolphins staff following a 12-year playing career which culminated by spending the final six games of the 2004 season as a member of the Dolphins.

In Garrett's first year as an NFL assistant, Dolphins quarterbacks threw 22 touchdowns with just 16 interceptions. Their plus-6 differential was the team's best since 1998 when they were plus-7 (23-16).

Garrett spent the first seven years of his career (1993-99) with Dallas where he started nine of the 23 games in which he played. He was part of two Super Bowl Championship clubs there as a backup to Troy Aikman. Garrett also served as the primary backup to Kerry Collins during the New York Giants' run to the Super Bowl in 2000, and played the entire fourth quarter of the NFC Championship Game that year. He also spent the next three seasons with the Giants.

He concluded his career by splitting the 2004 season with Tampa Bay and Miami. Overall in his 12 NFL seasons, Garrett started nine of the 40 regular season games in which he played and completed 165 of 294 passes for 2,042 yards with 11 touchdowns and five interceptions.

Garrett entered the league as an undrafted rookie free agent in 1989 with the Saints' developmental squad before being released prior to the 1990 season. He spent that year as an assistant coach at Princeton University, his alma mater, where he had been an honorable mention All-American and Ivy League Player of the Year as a senior in 1988. In 1991, Garrett moved on to play in the World League and the Canadian Football League before joining the Cowboys' practice squad in 1992.

Garrett, who prepped at University School in Chagrin Falls, Ohio, followed in his family footsteps in 2005. His father, Jim, spent more than 30 years in the NFL as a coach and scout. His brother, John, is now wide receivers coach at the University of Virginia after holding a similar position with the Cincinnati Bengals. Another brother, Judd, has been an assistant coach in the NFL since 1997 and is now the tight ends coach with the St. Louis Rams. An older brother, Jim, is currently the offensive coordinator at his prep alma mater, University School.

Jason resides in South Florida with his wife, Brill.

JASON GARRETT'S COACHING CAREER

2005- Miami Dolphins – Quarterbacks Coach

DOLPHINS RECORD IN BLACKOUT GAMES

In 2005, the local TV blackout was lifted for 15 of the Dolphins' 16 regular season games. Since 1973, when the local TV blackout first could be lifted provided that a game is sold out 72 hours in advance of kickoff, Miami is 163-143 (.533) in games where the game is locally televised. The Dolphins are 97-44 (.688) when a home game has been televised in the Miami area. When a road game has been televised in the city of the opposing team, Miami is 66-99 (.400).

Bert Hill

Strength and Conditioning

College.....Auburn-Montgomery
NFL13th Season
DolphinsSecond Season



Bert Hill is in his second season with the Dolphins and his first in his current role, having been named to the staff by Head Coach Nick Saban on February 14, 2005. He spent his first year with the team as associate strength and conditioning coach.

Now in his 13th season as an NFL assistant, Hill is responsible for the organization and implementation of the programs for the team's overall conditioning development. Bo Davis assists Hill with the implementation of the programs and his interaction with the Dolphins' training and medical staffs.

From 1990-2000, Hill was the strength and conditioning coach of the Detroit Lions. For his first six years with the club, he also assisted with the defensive line. From 1998-2000, he also worked with the offensive line while still heading up the club's strength program. Hill joined the Lions following a one-year stop (1989) as strength and conditioning coach at Texas A&M, his second tour of duty at the College Station school, having served in the same capacity there from 1983-87. While Hill was on that staff, the Aggies won three straight Southwest Conference titles, from 1985-87. In 1988, he held the same title at Ohio State.

Hill got his start in the coaching profession as assistant defensive line/assistant strength coach at Nicholls State in 1981. That preceded a one-year stint as assistant strength and conditioning coach at Auburn in 1982.

Hill played linebacker at Marion (Ala.) Military Institute Junior College from 1976-77 and at Wichita State in 1978. He earned his bachelor's degree in physical education from Auburn-Montgomery in 1980 and master's degree in physical education with an emphasis in strength physiology from Auburn University in 1982.

Until his appointment to the Dolphins' staff, Hill had worked in private business in Dallas, Texas since 2001. Along with Titans' strength coach Steve Watterson, Hill co-authored the book "How to Get in Football Shape," which was published for the National Football League Coaches Association. He is native of Montgomery, Ala.

BERT HILL'S COACHING CAREER

1981	Nicholls State – Assistant Defensive Line/Assistant Strength Coach
1982	Auburn – Assistant Strength and Conditioning Coach
1983-87	Texas A&M – Strength and Conditioning Coach
1988	Ohio State – Strength and Conditioning Coach
1989	Texas A&M – Strength and Conditioning Coach
1990-2000	Detroit Lions – Strength and Conditioning
2005-	Miami Dolphins – Associate Strength and Conditioning Coach (2005) Strength and Conditioning Coach (2006-)

NET GAINS

In 2005, punter Donnie Jones led the NFL with a net punting average of 39.3. Not only did he become the first Dolphin to lead the NFL in this category since it became official in 1976, but it also was a new team single-season record, surpassing the previous standard of 38.8 by John Kidd in 1996.

Hudson Houck

Offensive Line

CollegeUSC
NFL24th Season
DolphinsSecond Season



Hudson Houck, one of the most respected offensive line coaches in the NFL, was named to the Dolphins' staff by Head Coach Nick Saban on January 25, 2005. A veteran of 23 years as an NFL assistant, Houck came to the Dolphins after spending the previous three years in the same capacity with San Diego.

Last season, Houck transformed an offensive line that ranked fourth in the NFL in sacks allowed with 26, the lowest total by the Dolphins over the last three years, and half the total that they permitted in 2004. Houck's unit also played an integral role in the success of the Dolphins' running game, which averaged 4.3-yards per rush attempt.

With the Chargers in 2004, Houck helped to revitalize an offensive line which featured five new starters from the previous year. The Chargers ranked tenth in the NFL in total offense, including a No. 6 finish on the ground, as they averaged 136.6 yards rushing per contest. LaDainian Tomlinson ran for more than 1,300 yards in each of Houck's three years there, including more than 1,600 in his first two. The Chargers' line permitted just 21 sacks in 2004, the fourth-lowest total in the NFL and the eighth-fewest in that franchise's 45-year history. Overall in Houck's three seasons with the Chargers, the offensive line allowed an average of only 24.6 sacks per season. Their total of 74 sacks over this three-year period was the fourth-lowest in the NFL over this stretch.

Houck joined the Chargers following a nine-year stint as offensive line coach with the Dallas Cowboys (1993-2001). This included four years (1994-97) when he also held the title of assistant head coach. Over this nine-year period, the Cowboys permitted a total of only 203 sacks, the lowest figure in the NFL. They yielded less than 20 sacks three times and less than 30 on six occasions. During Houck's tenure in Dallas, six different offensive linemen made a total of 22 trips to the Pro Bowl. This group included Larry Allen (7), Nate Newton (5), Erik Williams (4), Ray Donaldson (2), Mark Stepnoski (2) and Mark Tuinei (2). The unit helped Emmitt Smith to a pair of NFL rushing titles over this nine-year stretch as he ran for more than 1,000 yards each time.

Prior to his stint with the Cowboys, Houck spent one year (1992) tutoring the offensive line with the Seattle Seahawks, when Chris Warren rushed for 1,017 yards, the first time in his career that he reached the 1,000-yard mark. This came on the heels of another successful nine-year run, with the Los Angeles Rams from 1983-91. Over his nine-year stint with the Rams, there were seven different individual 1,000-yard rushing seasons and four individual league rushing titles, including an NFL-record 2,105 yards by Eric Dickerson in 1984. Over this stretch, five different Rams offensive linemen were voted to a combined 21 Pro Bowls, including Jackie Slater (7), Doug Smith (6), Kent Hill (3), Dennis Harrah (3) and Tom Newberry (2). In the final three years of Houck's tenure with the Rams, quarterback Jim Everett passed for more yards than any other signal caller over this span and he also did not miss a start from 1988-91.

Overall in his 23 years as an NFL assistant, Houck's lines have paved the way for twenty 1,000-yard rushing seasons. The running backs who benefitted from the blocking, which have compiled six NFL rushing titles, consist of Emmitt Smith (Dallas, 9), Eric Dickerson (Rams, 4), LaDainian Tomlinson (San Diego, 3), Greg Bell (Rams, 2), Chris Warren (Seattle, 1) and Charles White (Rams, 1).

Before embarking on his NFL coaching career, Houck tutored the offensive line at his alma mater, USC, from 1976-82. During this time, he helped send numerous Trojans to the NFL including Marvin Powell, Pat Howell, Brad Budde, Anthony Muñoz, Keith Van Horne, Chris Foote, Roy Foster, Bruce Matthews, Don Mosebar and Tony Slaton, among others. This group

helped lead the way for Heisman Trophy-winning running backs Charles White and Marcus Allen, in addition to another USC great Ricky Bell, an NFL first-round draft choice in 1977.

Houck was a center at USC from 1962-64 and was part of the Trojans' 1962 national championship squad. He began his coaching career as an assistant at Crescenta Valley (Calif.) High School in 1966. After serving two years in the United States Army, Houck returned for one season at Crescenta. He then moved on to coach the freshmen team at USC from 1970-71 before becoming Stanford's offensive line coach in 1972, a position he held for four seasons. In his first year with the Cardinal, he also was the Freshman Coach.

During his tenure with the Cowboys, Houck was a supporter of The Rise School of Dallas, a nonprofit organization which provides educational services to children with Down's Syndrome. He and his offensive linemen, in conjunction with The Rise School, participated in the First Down for Down Syndrome fund-raising program.


A Los Angeles native, Houck attended that city's Eagle Rock High School. He has a son, Troy. His wife Elsie, has two children, Scott and Holly.

HUDSON HOUCK'S COACHING CAREER

1970-71	Southern California – Freshman Coach
1972-75	Stanford – Offensive Line/Freshman Coach (1972) Offensive Line Coach (1973-75)
1976-82	Southern California – Offensive Line Coach
1983-91	Los Angeles Rams – Offensive Line Coach
1992	Seattle Seahawks – Offensive Line Coach
1993-01	Dallas Cowboys – Offensive Line Coach (1993, 1998-2001) Assistant Head Coach/Offensive Line (1994-97)
2002-04	San Diego Chargers – Offensive Line Coach
2005-	Miami Dolphins – Offensive Line Coach

Travis Jones Outside Linebackers

College.....	Georgia
NFL	Second Season
Dolphins	Second Season



Now in his second season as an NFL assistant, Travis Jones was named to the Dolphins' coaching staff by Head Coach Nick Saban on January 19, 2005. He spent his first with the club assisting with the defensive line before being named to his current post this offseason.

In Jones' first year with the Dolphins, the team's defensive line was responsible for 35 of the team's 49 sacks and the unit helped to hold opponents to a 3.7-yard average per rush attempt, the fourth-best figure in the AFC.

Prior to joining the Dolphins, Jones spent the previous two seasons (2003-04) at LSU where he was the Tigers' defensive line coach/recruiting coordinator both years. In Jones' first season in Baton Rouge, the Tigers' defensive front recorded 31 of the team's school-record 44 sacks, while also limiting opponents to 67 yards rushing per game, a figure that ranked first in the SEC and third nationally. Defensive tackle Chad Lavalais was a consensus All-American and a finalist for the Nagurski and Lombardi Awards. Lavalais was named National Defensive Player of the Year by the Sporting News and SEC Defensive Player of the Year by the league's coaches. Following the 2003 season, Lavalais and defensive end Marquise Hill were both selected in the NFL Draft. Defensive end Marcus Spears was named First-Team All-SEC in 2003 by the Associated Press and was a consensus All-America pick in 2004 as he registered

nine sacks that year, tied for the fourth-highest single-season total in school history and the most since 1995. Spears was a first-round draft choice of Dallas in 2005.

Prior to his stint at LSU, Jones served as a member of the Kansas coaching staff for two years (2001-02), where he worked with the Jayhawks' defensive linemen. While there, he tutored defensive tackle Nate Dwyer, a first-team All-Big 12 selection in 2001, who also was a fourth-round draft choice of Arizona in 2002. That preceded a three-year stint as linebackers coach and recruiting coordinator at Appalachian State (1998-2000). Jones began his coaching career at his alma mater, the University of Georgia, as a graduate assistant in 1997 where he worked with the defensive line, which included a pair of freshmen in Richard Seymour and Marcus Stroud. Jones was a four-year letterwinner (1990-92, 94) as a defensive lineman for the Bulldogs and served as a defensive captain in his final year before graduating in 1995. He also earned a master's degree from the school in 1998.

Jones played one season with the Baltimore Stallions of the Canadian Football League in 1995 and then joined the Florida Bobcats of the Arena League in 1996.

A native of Irwinton, Ga., Jones and his wife, Melody, have a daughter, Kennedy.

TRAVIS JONES' COACHING CAREER

1997	University of Georgia – Graduate Assistant/Defensive Line
1998-2000	Appalachian State University – Linebackers Coach/Recruiting Coordinator
2001-02	University of Kansas – Defensive Line Coach
2003-04	Louisiana State University – Defensive Line Coach/Recruiting Coordinator
2005-	Miami Dolphins – Assistant Defensive Line Coach (2005) Outside Linebackers (2006-

Mike Mularkey

Offensive Coordinator

CollegeFlorida
NFL13th Season
DolphinsFirst Season



Mike Mularkey joins the Dolphins with an impressive NFL résumé under his belt. This includes ten years as an assistant in the league, and the last two as head coach with the Buffalo Bills. Mularkey was named to his current post by Head Coach Nick Saban on January 22, 2006.

In Mularkey's two years in Buffalo, the team posted a composite record of 14-18, including a 9-7 mark in his first season there as the Bills reeled off wins in nine of their final 12 games.

Prior to taking over the helm with the Bills, Mularkey spent the previous eight seasons (1996-2003) on the staff of the Pittsburgh Steelers, including the final three as offensive coordinator. Under Mularkey's guidance, Pittsburgh finished third and fifth, respectively, in the NFL in total offense in his first two years in the post, and led the league in rushing offense (173.4 ypg) in 2001. Also that year, quarterback Kordell Stewart threw for 3,109 yards and was selected to the AFC Pro Bowl squad. The Steelers went 13-3 in 2001, captured the AFC Central Division title and played in the AFC Championship game. In 2002, Mularkey oversaw the resurgence of quarterback Tommy Maddox, who, after having not played in the NFL from 1996-2000, completed 234 of 377 passes for 2,836 yards with 20 touchdowns and 16 interceptions and was named NFL Comeback Player of the Year. Maddox's 62.1 percent completion mark that year was a franchise single-season record at the time.

Prior to being elevated to offensive coordinator, Mularkey spent his first five years in Pittsburgh as the team's tight ends coach. During that time, he oversaw development of Mark Bruener, who was regarded as one of the premier run-blocking tight ends over this stretch. In Mularkey's five years as the Steelers' tight ends coach, Jerome Bettis shattered the 1,000-yard rushing plateau each time and the Steelers as a team placed in the top ten in the NFL in rushing offense every year, including a No. 2 finish in 1996 and a No. 1 ranking in 1997.

Mularkey got his start in the NFL coaching ranks as a quality control coach with Tampa Bay in 1994. He was promoted to tight ends coach with the Bucs the following year, and in his lone season in that post, tight end Jackie Harris caught a team-high 62 passes for 751 yards, one of only three tight ends in that teams' history to top the club's receiving chart.

Mularkey was a ninth-round draft choice of the San Francisco 49ers in 1983. He was picked up off waivers by Minnesota in training camp that year and went on to play the next six seasons with the Vikings. He joined Pittsburgh as a Plan B free agent in 1989 and played three years with the Steelers. His career receiving totals consist of 114 games played, during which time he tallied 102 receptions for 1,222 yards and nine touchdowns. He had his most productive season in 1990 when he caught 32 passes for 365 yards and three touchdowns. Following his playing career, he served as offensive line coach at Concordia College in 1993.

A Florida native, Mularkey lettered three years at the University of Florida (1980-82). Prior to that, he attended Northeast High School in Ft. Lauderdale, where he played quarterback. He and his wife, Betsy, have two sons, Patrick and Shane.

MIKE MULARKEY'S COACHING CAREER

1993	Concordia College – Offensive Line Coach
1994-95	Tampa Bay Buccaneers – Quality Control Coach (1994) Tight Ends Coach (1995)
1996-2003	Pittsburgh Steelers – Tight Ends Coach (1996-2000) Offensive Coordinator (2001-03)
2004-05	Buffalo Bills – Head Coach
2006-	Miami Dolphins – Offensive Coordinator

Mel Phillips

Secondary

CollegeNorth Carolina A&T
NFL26th Season
Dolphins22nd Season



Mel Phillips enters his 22nd season as a coach for the Dolphins. During his first 11 years with the club, Phillips served as defensive backs coach. His 21 straight seasons with the same team is tied for the third-longest current streak among NFL position coaches, trailing only Pittsburgh running backs coach Dick Hoak (1972) and Cincinnati running backs coach Jim Anderson (1984), and tied with Detroit defensive assistant Don Clemons.

Phillips has helped the Dolphins finish in the top eight in the NFL in pass defense six of the last eight seasons, including a No. 1 finish in 2001 (176.8 ypg) and a No. 2 finish in 2004 (162.0 ypg).

Last year, Phillips presided over a unit that consisted of three new starters from the previous season, including one rookie. They yielded an average of only 6.71 yards per pass play, the third-lowest figure in the AFC and sixth in the NFL. Travis Daniels, a fourth-round draft choice, started 14 games last year, tied for the most by a rookie cornerback in team history, along with Curtis Johnson (1970).

Under Phillips, Dolphins defensive backs have had a knack for coming up with the big play, having returned 15 interceptions or fumbles for touchdowns over the last 11 years. In Phillips' 21 previous seasons, the team's defensive backs have brought back a total of 26 interceptions or fumbles for touchdowns.

Over the past four years, three different Dolphins defensive backs have been selected for the Pro Bowl a total of six times, including three-fourths of the backfield in 2002 when cornerbacks Sam Madison and Patrick Surtain, as well as free safety Brock Marion were chosen. In fact, Madison and Surtain are the only cornerbacks in Dolphins history to earn Pro Bowl honors.

In 1998, Miami registered an NFL-high 29 interceptions, the second-most in team history, trailing only the 32 from 1978. In 2000, Phillips' unit again led the league in interceptions, snaring 28 enemy passes, including an AFC-high seven by strong safety Brian Walker. Madison and Marion were voted to the AFC Pro Bowl squad, the first time since 1974 that two Dolphins defensive backs were chosen for the Pro Bowl in the same season. All four starters in Miami's secondary tallied at least five interceptions in 2000, as the Dolphins became the first NFL team since the 1981 Tampa Bay Buccaneers to have at least four players record five or more interceptions in the same season. In 2001, for just the third time in club history, the Dolphins led the NFL in pass defense as they allowed an average of only 176.8 yards per contest. In 2004, the Dolphins permitted just 2,592 net passing yards, the best performance by the Dolphins in a 16-game season.

Before coming to Miami in 1985, Phillips previously held the same position for five seasons with the Detroit Lions (1980-84).

A native of Shelby, N.C., Phillips played 12 seasons for the San Francisco 49ers (1966-77), including eight as a starter at strong safety. A tenacious hitter during his playing days, his career statistics include ten interceptions for 106 return yards (including a 35-yard TD in 1970). Phillips twice won the 49ers' Len Eshmont Award, symbolic of the team's most valuable player. Following his retirement from the 49ers, Phillips worked for the city of San Francisco's juvenile probation department until joining the Lions.

Collegiately, Phillips attended North Carolina A&T, where he played both ways as a defensive back and a running back. As a senior, he rushed for 648 yards and 11 touchdowns on 100 carries, and also caught 19 passes for 277 yards and four scores. That season (1965), A&T won the conference championship and Phillips intercepted two passes and rushed for two TDs in the title game. Phillips also lettered for the swimming and track teams at A&T.

Mel and his wife, Patricia, have two daughters, Paulette and Yvette and live in Miami Lakes.

MEL PHILLIPS' COACHING CAREER

1980-84	Detroit Lions – Defensive Backs Coach
1985-	Miami Dolphins – Defensive Backs Coach (1985-95) Secondary Coach (1996-

Glenn Pires

Defensive Quality Control

CollegeSpringfield College
NFL11th Season
DolphinsFourth Season



Glenn Pires is entering his fourth season as a member of the Dolphins' coaching staff and the second in his current role.

Pires joined the Dolphins after spending each of the previous two years (2001-02) as linebackers coach with the Detroit Lions. He got his start in the NFL coaching ranks tutoring the linebackers with the Arizona Cardinals in 1996, and spent the next five years in that post.

Pires was a four-year letterman (1976-79) as an offensive lineman at Springfield (Mass.) College. After earning his bachelor's degree in education from the school in 1980, he embarked on his coaching career as an assistant at Melrose (Mass.) High School. In 1983, he went to Syracuse as a graduate assistant and served the next two years with the Orange. After earning his master's degree in education from Syracuse, Pires got his first full-time position in the collegiate ranks, tutoring the linebackers and defensive line at Dartmouth College in 1985. After four years at the Ivy League school, he returned to Syracuse in 1989 where he served as both defensive line coach (1989-90) and outside linebackers coach (1991-94). He then had a one-year stint (1995) as outside linebackers coach/recruiting coordinator at Michigan State University, where he served under Dolphins Head Coach Nick Saban, who was in his first year guiding the program at the East Lansing school.

A native of New Bedford, Mass., Pires and his wife, Lynn, have a daughter, Jackie, and a son, Michael.


GLENN PIRES' COACHING CAREER

1983-84	Syracuse University – Graduate Assistant
1985-88	Dartmouth College – Defensive Line/Linebackers Coach
1989-94	Syracuse University – Defensive Line Coach (1989-90) Outside Linebackers Coach (1991-94)
1995	Michigan State University – Outside Linebackers Coach/Recruiting Coordinator
1996-00	Arizona Cardinals – Linebackers Coach
2001-02	Detroit Lions – Linebackers Coach
2003-	Miami Dolphins – Assistant Defensive Line Coach (2003-04) Defensive Quality Control (2005-)

Dan Quinn

Defensive Line

CollegeSalisbury University
NFLSixth Season
DolphinsSecond Season



Dan Quinn was named to the Dolphins' coaching staff on January 19, 2005, by Head Coach Nick Saban. Now in his sixth season as an NFL assistant, Quinn came to Miami from San Francisco, where he coached the previous four seasons (2001-04), including the final two tutoring the 49ers' defensive line.

In Quinn's first year with the Dolphins, the team tied the club single-season sack record of 49 with linemen accounting for 35 of this total. Jason Taylor recorded a team-high 12 sacks and was named as a starter to the AFC Pro Bowl squad. He was one of four linemen who registered five or more sacks for the team in 2005. Quinn's unit also played an integral role in helping to limit opponents to a 3.7-yard average per rush attempt, the fourth-best figure in the AFC.

Quinn began his tenure in San Francisco as a defensive quality control coach in 2001 before being promoted to defensive line coach in 2003. While there, Quinn played a large role in the development of defensive ends Andre Carter and Chike Okefor. He also worked closely with defensive tackle Bryant Young, who made his second Pro Bowl appearance in as many seasons under Quinn's tutelage in 2002. Before joining the 49ers, Quinn coached the defen-

sive line for five years at Hofstra University (1996-2000), doubling as defensive coordinator in his final season there. In 1995, Quinn coached the defensive tackles, while also serving as recruiting coordinator, at Virginia Military Institute. That occurred one year after he was a restricted earnings coach at William & Mary in 1994, when he worked with the defensive line.

The Orange, N.J. native started for four years as a defensive lineman at Salisbury (Md.) University, where he was also a four-year letterwinner in track and field.

Last year, Quinn and his wife, Stacey, were part of the Dolphins' "All-Community Team," in which they donated 20 tickets for every home game to the Joe DiMaggio's Children's Hospital.

DAN QUINN'S COACHING CAREER

1994	William & Mary – Restricted Earnings Coach/Assistant Defensive Line
1995	Virginia Military Institute – Restricted Earnings Coach/Defensive Tackles/Recruiting Coord.
1996-00	Hofstra – Defensive Line Coach (1996-99) Defensive Coordinator/Defensive Line Coach (2000)
2001-04	San Francisco 49ers – Defensive Quality Control Coach (2001-02) Defensive Line Coach (2003-04)
2005-	Miami Dolphins – Defensive Line Coach

Kirby Smart

Safeties

College.....Georgia
NFL.....First Season
Dolphins.....First Season



Kirby Smart enters his first season as an NFL assistant after being named to the Dolphins staff on February 10, 2006 by Head Coach Nick Saban. Smart comes to the NFL after spending the past six seasons as an assistant at the collegiate level, most recently as the running backs at Georgia in 2005.

In Smart's lone season with the Bulldogs, the team averaged 162.2 yards rushing per game and a 4.6-yard average per attempt, as they ranked third in the Southeastern Conference in rushing. Prior to that, Smart spent 2004 as the defensive backs coach on Nick Saban's LSU staff. That year he tutored a pair of cornerbacks who were selected in the 2005 NFL Draft in Corey Webster (2nd round, Giants) and Travis Daniels (4th round, Dolphins). The Tigers allowed an average of only 157.2 net passing yards per game that year, a figure which ranked second in the SEC and fifth nationally.

Smart was a four-year letterman as a defensive back at Georgia from 1995-98, and was a first-team All-SEC selection as a senior. His 13 career interceptions are tied for fourth in Georgia annals, while he led the team in this category as both a junior and senior with six in 1997 and five in 1998. After going to training camp with Indianapolis as an undrafted college free agent in 1999, he spent the '99 season as an administrative assistant on the Georgia football staff. He served the next two years at Valdosta State, including 2000 as the school's defensive backs coach and 2001 as defensive coordinator/linebackers coach. A two-year stint (2002-03) as a graduate assistant at Florida State preceded his move to Baton Rouge. A four-time member of the SEC Academic Honor Roll at Georgia, Smart earned his undergraduate degree in finance. He earned his master's degree from Florida State in 2003.

Smart is a Georgia native where he prepped at Bainbridge High School. He was a three-sport letterman there, as he performed on the school's football, basketball and baseball teams.


KIRBY SMART'S COACHING CAREER

2000-01	Valdosta State University – Defensive Backs Coach (2000) Defensive Coordinator/Linebackers Coach (2001)
2002-03	Florida State – Graduate Assistant/Defensive Backs
2004	Louisiana State – Defensive Backs Coach
2005	Georgia – Running Backs Coach
2006-	Miami Dolphins – Safeties Coach

Bobby Williams

Running Backs

CollegePurdue
NFLThird Season
DolphinsSecond Season



Now in his third season as an NFL assistant and his second with the Dolphins, Bobby Williams joined Nick Saban's coaching staff for the third time in his career, including the 2004 season when he was associate head coach/wide receivers at LSU.

In Williams' first season in Miami, the Dolphins averaged 118.6 yards rushing per contest, the second-best figure by the team over the last 21 years (1985-05). Their 4.3-yard average per rush attempt was fourth-best in the AFC and eighth in the NFL, and was the second-best figure by a Dolphins team since 1987. Ronnie Brown led the team with 907 yards rushing, second-most among NFL rookies in 2005 and the second-highest total ever by a Dolphins rookie.

In Williams' lone season at LSU, two different Tiger receivers (Craig Davis, Dwayne Bowe) ranked in the top ten in the Southeastern Conference in both receptions per game and receiving yards per game. Prior to his one-year stint in Baton Rouge, Williams spent one season (2003) as the wide receivers coach with the Detroit Lions. With the Lions, rookie Charles Rogers, who played for Williams at Michigan State, caught 22 passes for 243 yards and three touchdowns through just five games before an injury cut short his rookie campaign. At the time, Rogers' receiving total tied for 11th in the NFC and was third among NFL rookies. Before that, he followed Saban as head coach at Michigan State, and served in that post from 2000-02. He led the Spartans to a victory over Florida in the 2000 Citrus Bowl after the 1999 season, in his first game as the school's head coach. He also guided Michigan State to a 7-5 mark in 2001, his second full season as the team's head coach, one which culminated with a victory over Fresno State in the Silicon Valley Football Classic, as he became the first coach in Michigan State history to lead his team to victories in his first two bowl appearances. He previously was an assistant on the Spartans staff from 1990-99, during which time he tutored the running backs, the final five years under Saban. Michigan State backs produced nine individual 1,000-yard rushing performances in Williams' ten years in that post, a list which includes T.J. Duckett, Atlanta's first-round draft choice in 2002.

Williams got his start in the coaching profession as running backs/defensive backs coach at Ball State from 1983-84. He followed that with a five-year stop (1985-89) as offensive back-field coach at Eastern Michigan before heading off to East Lansing. Williams is a 1982 graduate of Purdue University where he earned his degree in general management and lettered four years as a running back and defensive back. He was a part of three bowl teams during his playing career and was a tri-captain his senior season. He then served one year (1982) as a graduate assistant with the Boilermakers. A native of St. Louis, Mo., Williams and his wife, Sheila, have a daughter, Nataly, and a son, Nicholas.

BOBBY WILLIAMS' COACHING CAREER

1982	Purdue University – Graduate Assistant
1983-84	Ball State – Running Backs/Defensive Backs Coach
1985-89	Eastern Michigan – Offensive Backfield Coach
1990-02	Michigan State – Offensive Backfield Coach (1990-99) Head Coach (2000-02)
2003	Detroit Lions – Wide Receivers Coach
2004	Louisiana State University – Associate Head Coach/Wide Receivers
2005-	Miami Dolphins – Running Backs Coach

FOOTBALL OPERATIONS

Scott O'Brien

Coordinator of Football Ops/ Assistant to the Head Coach

CollegeWisconsin-Superior
NFL16th Season
DolphinsSecond Season



Scott O'Brien is entering his second season as the Dolphins' Coordinator of Football Operations/Assistant to the Head Coach, having been named to the post by Nick Saban on January 10, 2005. In his role, O'Brien handles special assignments by Saban in addition to working in the team's personnel department. O'Brien and Saban first worked together on the staff of the Cleveland Browns from 1991-94.

O'Brien is a veteran of 15 NFL seasons, 14 of which have been spent as an assistant coach, most recently as assistant head coach/special teams with Carolina from 1999-2004. Under O'Brien's guidance, the Panthers finished in the top six in overall special teams performance four times. In his six seasons with the team, the Panthers returned a total of 11 kickoffs or punts for touchdowns. O'Brien started his NFL coaching career as special teams coach with the Cleveland Browns in 1991. He spent the next five seasons with the Browns and then followed the franchise to Baltimore, where he served in the same capacity with the Ravens from 1996-98 before joining the Panthers in 1999. During his NFL tenure, O'Brien tutored some of the NFL's top returners, including Eric Metcalf (Cleveland), Jermaine Lewis (Baltimore) and Steve Smith (Carolina). All three returned two punts for touchdowns in the same game under O'Brien, a feat that has been achieved just 11 times in NFL history. O'Brien was named NFL Special Teams Coach of the Year in 1994, in a vote of his peers. In addition, over a six-year period from 1998-03, O'Brien had at least one of his special teams players voted to the Pro Bowl each season, totaling eight selections overall during this span. This included P Todd Sauerbrun (3), KR Michael Bates (2), KR Jermaine Lewis (1), KR Steve Smith (1) and ST Bennie Thompson (1). Overall, in O'Brien's 14-year coaching career a total of six players made ten combined appearances in the Pro Bowl (Cleveland KR Eric Metcalf, 1993-94).

Also in his coaching career, O'Brien presided over the first two-point play in NFL history when Browns punter Tom Tupa scored on September 4, 1994 at Cincinnati. O'Brien's special teams unit with Carolina also accounted for the NFL's first blocked PAT at the end of regulation to send a game into overtime when they accomplished the feat in a 12-9 victory on September 14, 2003 at Tampa Bay.


O'Brien got his start in the coaching profession at his alma mater, Wisconsin-Superior, where he served on the staff from 1980-82. He also has held assistant posts at Nevada-Las Vegas (1983-85), Rice (1986) and Pittsburgh (1987-90). O'Brien was a linebacker at Wisconsin-Superior and was signed to contracts by the Green Bay Packers and Toronto Argonauts of the Canadian Football League.

A native of Superior, Wis., O'Brien is married to the former Shawn Kinney, who earned her doctorate in psychology from the University of Pittsburgh.

SCOTT O'BRIEN'S COACHING CAREER

1980-82	Wisconsin-Superior – Assistant Coach
1983-85	Nevada-Las Vegas – Linebackers Coach/Special Teams
1986	Rice – Linebackers Coach/Special Teams
1987-90	University of Pittsburgh – Special Teams Coach
1991-94	Cleveland Browns – Special Teams Coach
1995-98	Baltimore Ravens – Special Teams Coach
1999-04	Carolina Panthers – Assistant Head Coach/Special Teams

FOOTBALL STAFF



MICHAEL DUMAS

Player Development/Special Teams




PATRICK SUDDES

Offensive Assistant/Personnel



STEVE TOVAR

Defensive Assistant



CHAD WALKER

Defensive Assistant/Quality Control

PLAYER PERSONNEL

Randy Mueller General Manager

CollegeLinfield College
NFL21st Season
DolphinsSecond Season



Randy Mueller, now entering his second season as the Dolphins' General Manager, was named to the post on June 6, 2005, bringing with him 19 years of experience in the NFL.

Prior to joining the Dolphins, Mueller's most recent NFL stint was when he spent two seasons (2000-01) as General Manager of Football Operations with the New Orleans Saints. In Mueller's two years overseeing the football operations of that club, the Saints posted a composite regular season record of 17-15, and in his first year there, captured the NFC West title with a record of 10-6 and claimed the franchise's lone playoff win. For that performance, he was named the Sporting News NFL Executive of the Year in 2000.

Before joining the Saints, Mueller spent the previous 17 years with the Seattle Seahawks. He first went to Seattle in 1983 as an assistant in pro personnel and was elevated to Pro Personnel Director in 1990. In 1995, he was named Vice President/Football Operations and held that post until joining the Saints. From 2002 until being hired by Miami, Mueller served as an NFL analyst for ESPN.

A native of St. Maries, Idaho, Mueller played quarterback at Linfield College in McMinnville, Oregon. As a senior in 1982, he led the school to the NAIA Division II national championship and was named Most Valuable Player of the title game. His brother, Rick, is the Director of Player Personnel with the Saints. Randy and his wife, Lori, have a daughter, Riley.

DOLPHINS' UNDRAFTED ROOKIE FREE AGENT SUCCESS

Since 2000, a total of 11 undrafted college free agents signed by the Dolphins have appeared on the team's 53-man roster during their rookie seasons, including long snapper John Denney and tight end Alex Holmes in 2005. Of this total, six were on the roster for all 16 regular season games, with the most recent being Denney last year. Over the last ten years, 13 such players have been part of the Dolphins' roster in their rookie seasons, with seven having spent all 16 games there, including Larry Izzo, a rookie free agent out of Rice in 1996 who went on to earn Pro Bowl status as a special teams player following the 2000 season. Other undrafted free agents over the past ten years who found themselves on the Dolphins' roster in their rookie seasons include FB Doug Easlick (2004), S Quintin Williams (2004), G Greg Jerman (2002), LB Justin Seaverns (2002), C/G Troy Andrew (2001), S Trent Gamble (2000), LB Tommy Hendricks (2000) and LB Anthony Harris (1996).

Mike Baugh

Assistant Director of Player Personnel

College Central Washington
NFL 13th Season
Dolphins Second Season



Mike Baugh enters his second season with the Dolphins following a five-year stint (2000-04) as a pro scout with the New Orleans Saints.


Overall, Baugh has 12 years of NFL experience, having started with the Seattle Seahawks as an intern in the team's public relations department in 1992 and the personnel department in 1993. He then served as an administrative assistant to head coaches Tom Flores and Dennis Erickson from 1994-96, before moving over to the Seahawks' personnel department in 1997, where he was a scouting assistant that year. In 1998, he was named manager of football administration, and in his final year with Seattle (1999) served as assistant director of pro scouting.

Baugh graduated from Central Washington University with a degree in business administration. He and his wife, Christine, have a daughter, Hannah, and a son, Brett.

Ron Labadie

Director of College Scouting

College Adrian
NFL 17th Season
Dolphins 17th Season



Ron Labadie was named the Dolphins' Director of College Scouting on May 9, 2001. He was promoted to the post after spending his first 11 years (1990-2000) with the club scouting the Midwestern states for the Dolphins.

Labadie joined the Dolphins after serving as head football coach and athletic director at Adrian College. A 1971 graduate of Adrian, Labadie returned to the school as head football coach in 1982. In his eight seasons as head coach of the Bulldogs, the team posted a 53-20 (.730) collegiate record. He guided the Bulldogs to MIAA Championships in 1983, 1988 and '89, as well as leading his team to NCAA Division III playoff berths in 1983 and 1988. He was given the additional responsibilities of Director of Athletics for Men in May, 1985.

Before returning to Adrian, Labadie served as head football coach at Marshall (Mich.) High School (1974-81), where he compiled a 42-30 overall record, including a 39-15 mark over his

last six years. Under Labadie, Marshall captured Twin Valley Conference Championships in 1976 and '77.

A native of Paw Paw, Michigan, Labadie earned the school's most valuable player award three times (1968-70) and was named captain of the 1969 and '70 teams. He earned first team All-MIAA honors and led the conference with 10 touchdowns in five MIAA games as a senior. He was inducted into the school's Athletic Hall of Fame in 1981.

Labadie and his wife, Marilyn, have three children, Lisa (31), Brad (28) and Ben (24), and two grandsons, Gabe and Turner, and a granddaughter, Lucy.

George Paton

Director of Pro Personnel

CollegeUCLA
NFLTenth Season
DolphinsSixth Season



George Paton was named the Dolphins' Director of Pro Personnel on June 4, 2001. He joined the club after spending each of the previous four seasons in the player personnel department of the Chicago Bears.

Paton assisted in the Bears' college and pro scouting departments in 1997 before being named a pro scout in 1998, a position in which he served for two years before being elevated to Assistant Director of Pro Personnel in 2000. During his tenure in Chicago, Paton was involved in evaluating players in all professional leagues, advance scouting, free agency and the NFL Draft.

Paton was a four-year letterman (1988-91) as a defensive back at UCLA, where he was a part of two Bruin teams that earned bowl berths. Upon graduating with a degree in history, Paton played in professional football leagues in both Italy and Austria. Following that, he went into computer software sales while also working as an assistant football coach at his prep alma mater, Loyola High School in Los Angeles.

Paton (pronounced PAY-ton) and his wife, Barbara, reside in Ft. Lauderdale.

DOLPHINS PRO BOWL TOUCHDOWNS

In the 2006 Pro Bowl, wide receiver Chris Chambers scored on a 16-yard reception from Peyton Manning in the first quarter to open the game's scoring. In the process, Chambers became the fifth Dolphin to account for a touchdown in the NFL's annual All-Star contest. Prior to that, the most recent Dolphin to have accounted for a touchdown in the Pro Bowl was running back Ricky Williams, who scored on a pair of one-yard runs as he was named the MVP in the AFC's 45-20 route of the NFC in the 2003 game. The others who have achieved this feat are wide receiver Mark Clayton, who caught a nine-yard touchdown pass from Buffalo's Jim Kelly in the 1991 game, tight end Ferrell Edmunds, who had a five-yard scoring reception from Seattle's Dave Krieg in the 1989 game, and Hall of Fame wide receiver Paul Warfield, who caught a 32-yard TD pass from Dolphins teammate Bob Griese in the '74 contest.

Chris Grier

National Scout/Assistant Director of College Scouting

CollegeMassachusetts
NFL12th Season
DolphinsSeventh Season



Chris Grier begins his seventh season with the Dolphins and his fourth as the team's National Scout/Assistant Director of College Scouting. Grier spent his first three years with the Dolphins as an area scout before being elevated to National Scout in 2003. He joined the club after spending the previous five years in the personnel department with the New England Patriots.

Grier started with the Patriots as an intern in 1994. He joined the club on a full-time basis the following year, and served as a regional scout until joining the Dolphins in 2000.

Grier is a 1994 graduate of the University of Massachusetts-Amherst where he played football for two years before injuries ended his career. He spent his final two years there as an undergraduate assistant.

Grier is the son of Bobby Grier, the former Vice President-Player Personnel with the New England Patriots who currently is the Associate Pro Personnel Director with the Houston Texans. Chris' brother, Michael, plays for the NHL's Buffalo Sabres.

A native of Holliston, Mass., Grier resides in Weston, Fla. with his wife, Paige, and their two sons, Landon and Jackson.

Bill Baker

College Scout

CollegeTennessee
NFL18th Season
DolphinsFourth Season



Bill Baker is entering his fourth season with the Dolphins after spending each of the previous three seasons (2000-02) as the College Scouting Coordinator with the Pittsburgh Steelers. In his role, Baker serves as a national scout in the Dolphins' system.

Baker joined the Steelers in May of 2000 after serving as an area scout with the Seattle Seahawks from 1998-99. Prior to that, he was a scout with the Atlanta Falcons for nine seasons. Before entering the NFL scouting ranks, Baker was the defensive coordinator at the

University of Richmond from 1983-88. He also has held collegiate assistant posts at Wichita State, Louisville, North Alabama, Tennessee, Samford and Austin Peay.

A native of Jasper, Tenn., Baker was a running back and kick returner at the University of Tennessee. With the Volunteers, he was a member of three bowl teams. Baker and his wife, Paula, have a daughter, Jennifer. They reside in Richmond, Virginia

Ron Brockington

College Scout

CollegeMassachusetts
NFLTenth Season
DolphinsFirst Season



Ron Brockington is entering his first season as a member of the Dolphins' scouting staff after spending the past nine years in the player personnel department of the New York Jets, including the last seven as a scout. In his role with the Dolphins, Brockington will be responsible for scouting the Southwestern portion of the United States.

Brockington started full-time with the Jets in 1997 when he worked in the team's personnel department. After two years as an assistant in player personnel, he was elevated to a scout for the 1999 season.

Brockington is a 1997 graduate of the University of Massachusetts-Amherst where he lettered as a running back for three seasons (1994-96). He had his best year as a senior when he led the team with 776 yards rushing and six touchdowns on 123 attempts. He earned his bachelor's degree in sports management. During the summers while he was in college (1993-96), Brockington worked in the Jets' operations department where he served in a myriad of roles. From 1991-93, he worked in the club's equipment room as a student assistant. As a high school student, he also helped in the team's marketing department in the summer of 1990.

Brockington is a native of Hempstead, N.Y., where he was a two-time All-Long Island running back (1990-91) at Hempstead High School. He resides in Indianapolis with his wife, Aixa, daughters, Dajanae and Savaya, and son, Christopher.

DOLPHINS POST 27 ALL-TIME SHUTOUTS

The Miami Dolphins have held an opponent scoreless 27 times (24 times in the regular season and three in the playoffs) in the history of the franchise, including a high of seven shutouts of the Baltimore/Indianapolis Colts. Miami has recorded 18 shutouts at home and nine on the road. The Dolphins have been held scoreless a total of 16 times (15 regular season, 1 playoff), including three times by the New England Patriots and twice each by the Buffalo Bills, Baltimore/Indianapolis Colts, Cleveland Browns and Kansas City Chiefs. Miami has been shut out four times at home and 12 times on

the road, having most recently been blanked by the Cleveland Browns, 22-0, on November 20, 2005 at Browns Stadium.

Adam Engroff

College Scout

CollegeKansas State
NFLEighth Season
DolphinsEighth Season



Adam Engroff is entering his eighth season with the team and his fifth as a college scout after spending 2001 as the club's college scouting coordinator. In his current role, Engroff covers the Western portion of the country in the team's scouting system.

Engroff first joined the Dolphins in 1999 in the team's college scouting department. During that time, he performed a myriad of functions, including college scouting and draft preparation. Prior to his tenure with the Dolphins, Engroff worked in football operations for the Orange Bowl Committee from 1998-99. He also worked for the Prep Recruiting Network from 1997-98, where he scouted high school football players.

A native of Topeka, Kansas, Engroff received his undergraduate degree from Kansas State in 1997. He went on to earn his master's degree in sports administration from Lynn University in Boca Raton, Fla., in 2000.

Engroff and his wife, Beth, reside in Boise, Idaho.

Jack Glowik

College Scout

CollegeMiami (Ohio)
NFLSecond Season
DolphinsSecond Season



Jack Glowik enters his second season in the NFL in 2006 after spending 25 years as an assistant in the collegiate ranks, including the final six at Northwestern, where he tutored both the defensive line (1999-2001) and tight ends/H-backs (2002-04). Glowik covers the Mid-Central states in the Dolphins' scouting system.


Glowik began his coaching career as a graduate assistant at his alma mater, Miami (Ohio), from 1978-79. He earned a full-time position at the school in 1980 and remained there for the next three years before moving on to North Carolina State, where he coached the defensive line for the Wolfpack from 1983-84. A year at Youngstown (1987) and two seasons at Ohio (1988-89) preceded a return to Miami (Ohio), where he was defensive line coach for the next nine years (1990-98) before joining the Northwestern staff.

Glowik was a four-year letterman as a defensive lineman at Miami (Ohio), from 1974-77, where he earned his bachelor's degree in education in 1978. He also was part of three Mid-American Conference championship clubs, and in 1998 was inducted into the school's Hall of Fame. Glowik and his wife, Beth, have two daughters, Kelsey and Haley.

Anthony Hunt

College Scout

College	St. Thomas
NFL	13th Season
Dolphins	13th Season

Anthony Hunt begins his 13th season with the Dolphins and his seventh as a college scout. Hunt is responsible for the Southeast in the Dolphins' scouting system after covering the Northeast and parts of the Midwest in previous years. He also was the team's BLESTO representative, working in the Southwestern states his first few seasons as a scout.



Hunt joined the Dolphins in 1994 following his graduation from St. Thomas University in Miami. In his first six years with the club, Hunt worked in both the pro personnel and college scouting departments.

A Miami native, Hunt attended Archbishop Curley-Notre Dame High School. Hunt and his wife, Suzy, reside in Flemington, N.J., with their two sons, Keaton and Marshall.

Roger Pollard

College Scout

College	Hofstra
NFL	Fourth Season
Dolphins	Fourth Season

Roger Pollard is entering his fourth season as an NFL scout after spending most of the previous 14 years coaching in the collegiate ranks, including the 2000-02 seasons as the wide receivers coach at Columbia University. In the spring of 2003, he also interned in the NFL Europe League's New York office. Pollard serves as the Dolphins' BLESTO scout, while also scouting parts of the Northeast.

Pollard's initial coaching position came in 1989 when he was named assistant secondary coach and head Junior Varsity coach at his alma mater, Hofstra University. After two years in that post, he moved on to Brown University, where he served the next three years (1991-93) as the Bruins' linebackers coach and the Junior Varsity's defensive coordinator. Pollard's first head coaching position came in 1996, when he took over the reigns at Dean Junior College in Franklin, Mass. Following two seasons there, he spent one year (1998) as an assistant coach at Ridgeview High School in Orange Park, Fla., and one season (1999) as the wide receivers coach at Jacksonville (Fla.) University.

Pollard grew up in Long Island, New York, where he prepped at Maria Regina High School. He went on to letter one year as a defensive back at Rutgers University (1984) before transferring to Hofstra, where he also played one season (1988), and earned his degree in physical education. Pollard and his wife, Jennifer, have a son, Reed, and a daughter, Emmaleigh. The family resides in Kenmore, N.Y.

Ellis Rainsberger

College Scout

College Kansas State
NFL 14th Season
Dolphins Second Season



Ellis Rainsberger joined the Dolphins in 2005 with 12 years of experience as a scout in the NFL, including the previous five (2000-04) with the Tennessee Titans. Rainsberger scouts the Midwest in the Dolphins' system.

While with the Titans, Rainsberger scouted the Southeastern portion of the United States in his first year with the team, and parts of the Midwest and the East over his final four seasons. Prior to joining Tennessee, he spent seven seasons with the Cleveland Browns/Baltimore Ravens organization (1992-98). During that time, he filled several roles, including college scout, pro personnel/advance scout and assistant defensive line coach.

Before embarking on his NFL career, Rainsberger was an assistant coach at Toledo from 1989-91, and in 1990 worked on a staff that was led by current Dolphins Head Coach Nick Saban. Prior to that, Rainsberger worked at the professional level in both the Canadian Football League and the United States Football League. He served as offensive coordinator for the Winnipeg Blue Bombers (1978-83) and Toronto Argonauts (1986-88) of the CFL, while holding a position on the staffs with the Denver Gold (1983) and Pittsburgh Maulers (1984) of the USFL, having served as the Maulers' head coach for the second half of the 1984 season. He also was a member of the CFL scouting combine from 1985-86.


Rainsberger was a three-year letterman at Kansas State (1955-57), where he was an All-Big Eight selection twice (1956 and 1957) and an Academic All-America choice once (1957). He served as a team captain his final two years. He also lettered twice in wrestling for the Wildcats, with one Missouri Valley Conference title to his credit. He went on to serve as an assistant coach at Drake from 1959-61, before being appointed head coach at Washburn, from 1962-64. He moved on to an assistant post at Kansas in 1965 before taking a one-year stint as head coach at Southern Illinois in 1966. Stops as an assistant at Illinois (1967-72) and Wisconsin (1973-74) preceded his next head coaching position, at Kansas State from 1975-77.

Rainsberger and his wife, Shirley, have six grown children, Becky, Bud, Cathy, Sandy, Chris and Mike.

Tom Heckert

Pro Scout

College Youngstown State
NFL 25th Season
Dolphins 18th Season



The 2006 season will mark the 18th that Tom Heckert, Sr. has been a member of the Dolphins organization. He initially joined the club in 1989 as Director of College Scouting, and spent three years in that position. He was named Director of Player Personnel in 1992 and Vice President - Player Personnel in 1995. He spent the 1996-99 seasons as the club's Director of Pro Personnel and 2000-03 as Assistant Director of Pro Personnel.

Heckert has a varied background in football, including spending seven years as a college scout with the Tampa Bay Buccaneers and the Cleveland Browns. He also has both administrative and coaching experience on the collegiate level as well.

Heckert joined the Dolphins after serving two years (1987-88) as a national scout for the Buccaneers. Prior to joining the Bucs in 1987, he spent the previous five seasons (1982-86) as the Midwest area scout for the Browns.

A 1961 graduate of Youngstown (Ohio) State, he began his coaching career as an assistant at Fitch High School in Youngstown in 1961 before a two-year hitch as a lieutenant in the U.S. Army. He returned to Fitch where he stayed through 1965 prior to enrolling as a graduate assistant at Kent State, where he earned a master's degree in education. He served as head coach at Maumee (Ohio) High School in 1967 and then moved up to the college ranks as an assistant at Adrian (Michigan) College from 1968-72. He was named head coach at Adrian in 1973 and athletic director in 1977, where he remained until joining the Browns in 1982. His overall record as a head coach at Adrian was 43-36-2. His last three teams there were a combined 23-3-1, including a 9-0 season in 1980.

Heckert and his wife, Rose (married 12/29/62), have two children, Kim and Tom, Jr., and five grandchildren. Tom, Jr. is the General Manager with the Philadelphia Eagles, after having served in the Dolphins' personnel department for ten years (1991-00).

DOLPHINS POST THREE PLAYOFF SHUTOUTS

The Miami Dolphins recorded a 31-0 win over the San Diego Chargers on January 10, 1993, in an AFC Divisional Playoff game. The Dolphins became just the fifth AFC team since the 1970 merger of the American and National Football Leagues to record a shutout in the playoffs. Amazingly, Miami has recorded three of the seven AFC playoff shutouts by having also earned a 14-0 win over the N.Y. Jets on January 23, 1983, and a 21-0 win over the Baltimore Colts on January 2, 1972. The only other AFC playoff shutouts were by the New York Jets (41-0 over the Indianapolis Colts on January 4, 2003), Oakland Raiders (27-0 over the Miami Dolphins on January 6, 2001), the San Diego Chargers (17-0 over the Kansas City Chiefs on January 2, 1993) and the Baltimore Colts (17-0 over the Cincinnati Bengals on December 26, 1970).

Dwayne Joseph

Pro Scout

College.....Syracuse
NFLNinth Season
DolphinsThird Season




Dwayne Joseph is entering his third season with the Dolphins after spending the previous six years (1998-2004) with the Chicago Bears, including the final three as Director of Player Development.

Joseph began his career with the Bears as a cornerback after signing with the club as an undrafted college free agent in 1994. After spending a majority of his rookie season on the team's practice squad, Joseph played in all 16 games, including one start, in 1995. He recorded 42 tackles, two interceptions, four passes defended and a forced fumble that year. He spent the '96 season on injured reserve before being released in training camp the following year. After concluding his playing career, Joseph was hired by the Bears in 1998 as Coordinator of Player Programs before being promoted in 2001.

Joseph was a four-year letterman (1990-93) at Syracuse where he served as team captain his senior season. He earned his undergraduate degree in human development and went on for a master's in education leadership from DePaul University. A native of Miami, Joseph attended Carol City High School. He is married with two sons.



NATE SULLIVAN
Pro Scout



SCOTT KUHN
College Scouting Coordinator

ATHLETIC TRAINING

Kevin O'Neill Head Athletic Trainer

CollegePittsburgh
NFL18th Season
Dolphins11th Season



Kevin O'Neill joined the Dolphins on March 1, 1996, as Head Athletic Trainer after serving seven seasons in a similar capacity with the Dallas Cowboys. Along with Troy Maurer and Ben Westby, O'Neill is responsible for the day-to-day treatment of injured Dolphins players in coordination with the club's medical staff.

With the Cowboys, O'Neill was part of three Super Bowl championship teams. He also was a member of a National Championship club during his four years (1985-88) as head athletic trainer at the University of Miami (Fla.).

A graduate of the University of Pittsburgh, O'Neill earned his master's degree in athletic training from the University of Arizona while serving as athletic trainer for Catalina High School in Tucson, Arizona. O'Neill spent three years as the head athletic trainer at Oregon State, and one year at the University of Central Florida before joining the University of Miami.

A native of Pittsburgh, O'Neill and his wife, Anne, have two daughters, McKenzie and Kaitlyn, and live in Fort Lauderdale.

Troy Maurer Assistant Athletic Trainer

CollegePurdue
NFL15th Season
Dolphins15th Season



Troy Maurer is entering his 15th season as Assistant Athletic Trainer with the Dolphins, having joined the organization in 1992. Along with Kevin O'Neill and Ben Westby, he assists with the day-to-day training room operation and the rehabilitation of injured Dolphins players.

A graduate of Purdue University, Maurer began his NFL career by serving undergraduate internships with both the Indianapolis Colts and New York Jets. Upon graduation from Purdue, he

accepted a seasonal athletic trainer position with the Colts in 1989 before being hired by Doctors' Hospital in Coral Gables, Fla. as an athletic trainer in the physical therapy department in 1990. Prior to joining the Dolphins, Maurer was Head Basketball Athletic Trainer and Assistant Football Athletic Trainer at Kansas State University during the 1990-91 and 1991-92 seasons.

A native of Lafayette, Indiana, Maurer and his wife, Jill, live in Coral Springs with their son, Luke.

Ben Westby

Assistant Athletic Trainer/ Director of Rehabilitation

CollegeMinnesota State
University-Moorhead
NFLSixth Season
DolphinsSixth Season



Ben Westby is entering his sixth season as Assistant Athletic Trainer/Director of Rehabilitation with the Dolphins after joining the club in 2001. Along with Kevin O'Neill and Troy Maurer, he coordinates and implements all of the rehabilitation programs for injured Dolphins players and assists with the day-to-day training room operation.

An athletic training graduate of Minnesota State University-Moorhead, Westby earned his master's of science degree in physical therapy from Des Moines University – Osteopathic Medical Center. Westby began his career in the NFL by serving as a summer assistant with the Baltimore Ravens in 1997. Prior to joining the Dolphins, Westby spent one year as a staff physical therapist at Hruska Clinic in Lincoln, Nebraska, where in addition to his clinical responsibilities, he worked as a biomechanical consultant for the University of Nebraska and numerous professional golfers.

A native of Rosholt, South Dakota, Westby resides in Davie.

DUAL 100-YARD RECEIVING GAMES

In the 40-year history of the franchise, the Dolphins have had 18 dual 100-yard receiving games, 20 including playoffs. The most frequent duo has been Mark Clayton and Mark Duper, who combined for four dual 100-yard receiving games. Overall, Clayton was part of eight such games while Duper was in seven. The most recent game in which the Dolphins had two receivers attain the 100-yard mark occurred on

November 25, 2001 when Oronde Gadsden accumulated 118 yards on eight receptions and Chris Chambers totaled 101 yards and two scores on five catches against the Bills at Ralph Wilson Stadium. It marked the third time that Gadsden had been a part of a dual 100-yard receiving game, with the first two occasions coming in 1999.

CHRONOLOGY OF MIAMI DOLPHINS TRAINING CENTER SITES

July 5, 1966 - July 15, 1966St. Petersburg Beach (St. Petersburg, FL)
July 16, 1966 - August 6, 1966Boca Ciega High School (St. Petersburg, FL)
August 7, 1966 - April 24, 1970St. Andrew's School (Boca Raton, FL)
April 25, 1970 - July 11, 1970Indoctrination Camp at Univ. of Miami (Miami, FL)
July 12, 1970 - June 30, 1993Biscayne College/St. Thomas University (Miami, FL)
July 1, 1993-presentNova Southeastern University (Davie, FL)

EQUIPMENT

Tony Egues Equipment Manager

College St. Thomas
NFL 18th Season
Dolphins 18th Season




Tony Egues begins his 12th year as Dolphins Equipment Manager after serving in a number of positions in his six previous seasons with the club. Egues is responsible for issuing and ordering all playing equipment for the team. In addition, Egues, along with assistants Charlie Thiele and Joe Cimino, coordinates the transport of the club's equipment to and from each road site, including an American Bowl game in Mexico City in 1997.

Egues began his career with the Dolphins on a part-time basis as an equipment assistant, then joined the club full-time in 1989 as an administrative assistant to the coaching staff. He was named as assistant equipment manager in 1994 and then was promoted to his current position prior to the start of the 1995 season.

In 2000, Egues was named the Athletic Equipment Managers Association (A.E.M.A.) District III Equipment Manager of the Year.


In 1999, Egues played "Sal the Trainer" in Oliver Stone's movie, "Any Given Sunday," starring Al Pacino and Cameron Diaz. He also served as the film's technical advisor.

Egues, and his wife, Lissette, reside in Pembroke Pines, with their two daughters, Alexandria and Victoria.



JOE CIMINO

Assistant Equipment Manager



CHARLIE THIELE

Assistant Equipment Manager

VIDEO

Dave Hack Video Director

CollegeMiami (Fla.)
NFL33rd Season
Dolphins.....33rd Season



David Hack begins his 22nd season with the Dolphins as the club's video director after having served 11 seasons as an assistant in the department. Hack and his assistants, Robert Hack and Matt Taylor, have the responsibility for providing the coaching and player personnel staffs with their audio/visual needs. They videotape all practices and games and maintain an extensive tape and film library.


During his 32 years with the Dolphins, Hack has shot two Super Bowls and also coordinated the team's video operations on international trips to London, Berlin, Tokyo and Mexico City. He and Robert have also been selected by the NFL to shoot numerous college bowl and all star games, including the Orange Bowl, CarQuest Bowl and Senior Bowl games. In addition, Hack serves as the AFC East representative to the NFL Video Director's quality control committee.

One of the longest tenured Dolphins employees, Hack holds the distinction of being the only person to be in attendance for all of former quarterback Dan Marino's 242 regular season and 18 playoff games (other than Marino).

Hack and his wife of 31 years, Connie, reside in Pembroke Pines and have two children, Heather (27) and Brett (24).



BOB HACK
Assistant Video Director



MATT TAYLOR
Video Assistant

MIAMI DOLPHINS FOUNDATION

The Miami Dolphins Foundation was established in 1995 as the fundraising arm of the Miami Dolphins Football Team. The Dolphins, through the Foundation, have made a commitment to the betterment of South Florida youth through a direct focus on, but not limited to, educational, health, social and community service issues.

The Miami Dolphins Foundation contributes, whenever possible, to charitable groups that are compatible with the philosophy of the Foundation. Resources for contributions are procured through various fundraising events throughout the year, such as gameday raffles, the Miami Dolphins Golf Tournament, the Miami Dolphins Kickoff Banquet, NFL Auctions, the Scoreboard Celebration Club, training camp raffles and the Miami Dolphins Fishing Tournament.

• Miami Dolphins/Stiles Corporation Fishing Tournament Presented by Hooters

Current and former players and coaches join avid fishermen for a full day of fun and deep sea fishing with the proceeds benefiting the Miami Dolphins Foundation. The event includes a Captain's Party and an Awards Dinner featuring live and silent auctions. The 10th annual event held this past

June raised more than \$300,000 for the Miami Dolphins Foundation.

The Mercury Marine Junior Anglers Clinic is held prior to the event with kids from the Boys and Girls Club of Broward County.



Donnie Jones, Olindo Mare, alumnus Trent Gamble and fishing teammates weigh in their catch at the fishing tournament.



Channing Crowder teaching kids how to fish as part of the Junior Anglers Clinic.



• Miami Dolphins Applied Digital Charity Golf Tournament – The

Miami Dolphins Charity Golf Tournament is held annually to benefit the Miami Dolphins Foundation. One of the recipients of the funds raised

since the tournament's inception in 1998 is former Dolphins All-Pro defensive end Doug Betters, who suffered a spinal cord injury as the result of a skiing accident in his native Montana. Each year, current and former players and coaches participate in the tournament, which has raised more than \$1,000,000.



Jason Allen was one of more than 30 celebrities who participated in the 2006 charity golf tournament.



Joey Harrington tees off at the team's charity golf tournament.

DOLPHINS AUCTIONS

Dolphins players lend more than 400 signatures on items that are currently being auctioned off on the team's official web site to raise money for the Miami Dolphins Foundation.

In addition to the autographed memorabilia, Dol-Fans have the opportunity to bid on Dolphins game-used items and unique gameday experiences. Gameday experiences include the opportunity to go on the field to collect the opening kickoff tee as well travel on the team charter to an away game and be an honorary field photographer for a home game.



A young Dol-Fan collects the kickoff tee as part of Dolphins Auctions.

DOLPHINS LICENSE PLATES



Dol-Fans show their support of the team and help support the Miami Dolphins Foundation through the purchase of Miami Dolphins license plates. From each license plate purchase, a total of \$2.50 goes toward the Foundation. Annually, the sale of these custom license plates helps to raise more than \$50,000 for the Foundation.



MIAMI DOLPHINS IN THE COMMUNITY

The Miami Dolphins take great pride in playing an active role in the South Florida community. By lending support to both civic and community based charitable causes, the Dolphins are able to make an impact in the lives of those who need it the most. The assistance that the Dolphins are able to provide comes from the teamwork of alumni, coaches, players, cheerleaders, T.D. (the Dolphins' mascot) and front office personnel working together toward the common goals of helping those in need, and supporting the community that has always been there to support the Miami Dolphins.



Chris Chambers, Nat Moore and Vernon Carey were Grand Marshals in the Martin Luther King Day Parade in Miami.



Kevin Carter volunteering his time with Boys and Girls Club members.

During the past year, members of the Dolphins organization, including coaches, players and alumni, made over 350 community appearances which totaled 1,200 hours. The team has also donated 4,500 items to 4,300 different charities, helping them to raise over \$185,000 through the donated items.

EDUCATIONAL PARTNERSHIPS

The Miami Dolphins understand that the education of our South Florida youth is of utmost importance. It is for this reason that the Dolphins have partnered with both Broward and Miami-Dade County Public Schools on several extensive programs.

- **Student of the Week Program** – Working in conjunction with Dolphin Stadium, the Miami Dolphins honor a selected student from each of the partner schools at all eight of the team's regular season home games. The students are selected by their principals and teachers for their citizenship and classroom achievements. In recognition of their accomplishments, they are presented with a plaque by Marti Huizenga, wife of Dolphins owner Wayne Huizenga, during an on-field presentation. Publix also donates a \$25 gift certificate to each Student of the Week.



Marti Huizenga, wife of team owner Wayne Huizenga, presents plaques to students from each

- **Teacher of the Year Awards** – One teacher from each partner school is selected as a Teacher of the Year and is recognized for their accomplishments during a pre-game, on-field presentation.

- **Miami Dolphins/Dolphin Stadium Scholarship** – A \$1,000 scholarship is awarded annually to both a Miami Carol City High School and Miramar High School senior who demonstrates strong community service along with a solid academic performance. A \$500 honorable mention scholarship is also awarded.

- **Summer Reading Program at the Libraries** – Dolphins players make appearance to local libraries in both Broward and Miami-Dade Counties in conjunction with their summer reading programs. In addition, the Dolphins offer prizes to the kids including tickets and a VIP experience for the top winners to attend Training Camp practice as a VIP for the day.

- **Readers Are Leaders** – The Miami Dolphins and WFOR-TV (CBS 4) have joined

THEY SAID IT...

"We would like to take a moment and thank the Miami Dolphins for their commitment to our NFL YET Center and their donation to be used for the betterment of thousands of children that benefit from the Center. The Miami Dolphins & Miami Dolphins Foundation have truly made a positive difference in the lives of thousands of "at-risk" children. The members of the Boys & Girls Clubs of Broward County live in a better world because of the support and commitment from the Miami Dolphins and the Miami Dolphins Foundations."

Matt Organ

Chief Director of Special Events & Marketing – Boys & Girls Clubs of Broward County



Sammy Morris reads to kids at the Miami Gardens Public Library.

forces in encouraging South Florida's youth to read by the Readers are Leaders Program. This year-round initiative provides incentives for children to read. Kids have the chance to read books in exchange for the opportunity to attend

a Dolphins home game. This program is incorporated into organizations including the Public Library System, Miami-Dade and Broward School Systems and the Boys and Girls Clubs.

• **Do The Right Thing** – Wide receivers Marty Booker and Chris Chambers are teaming up with the Miami Police Department for the "Do the Right Thing Program," rewarding Miami-Dade youth for their positive behavior, accomplishments and good deeds. The program includes public service announcements with both players, posters and shirts with the players' numbers that will be distributed.

NFL TUESDAYS

NFL Tuesdays are the traditional day off for NFL players during the season, but many players use the day off to go to work in their communities. Visiting children in the hospital, speaking to high school football teams or reading books to children are just a few of the activities



Wayne Huizenga, Jr., Randy McMichael and Travis Daniels help distribute eyeglasses at local schools as part of the NFL Tuesdays program.

Miami Dolphins players participate in on their day off during the season.

FEEDING THE NEEDY

The Miami Dolphins have an ongoing relationship with the Daily Bread Food Bank,

an organization that provides food to the needy throughout South Florida. The Miami Dolphins team up with the Daily Bread Food Bank on the following projects:

• **Canned Food Drive** – Each year the "Make A Difference at the Holidays" canned food drive is held at a Dolphins home game prior to Thanksgiving. This year's canned food drive will take place prior to the game against the Minnesota Vikings on Sunday, November 19. Fans are encouraged to deposit canned goods and other non-perishable food items in collection containers located at each entrance to the stadium.



Dol-Fans have always been generous with their contributions to the Dolphins' canned food drive.

• **Thanksgiving Turkey Giveaway** – The Miami Dolphins organization, along with the coaches, players and staff, contribute monetary donations to purchase more than 5,000 turkeys for underprivileged families in South Florida. Dolphins players join volunteers from the Daily Bread Food Bank to distribute turkeys to various



Randy McMichael and Zach Thomas distribute turkeys to feed the needy.

agencies affiliated with the Daily Bread Food Bank. Publix Supermarkets contributes an accompanying item for each turkey.

• **Souper Bowl of Caring** – Souper Bowl of Caring is a youth-focused, national effort working to see Super Bowl weekend become the largest weekend of giving and serving in the life of our country. Participation includes youth representing a variety of faith groups, schools, civic organizations



Jason Taylor, Chris Chambers and Zach Thomas film a public service announcement in support of the Souper Bowl of Caring.

THEY SAID IT...

"On behalf of everyone at Kids Wish Network, I would like to thank the entire Miami Dolphins organization for making Andrew's wish so incredibly special by arranging for the field passes and the meet and greet with the players. He had such a wonderful time! He's in and out of the hospital very frequently right now so these memories help him through it. Thank you for taking the time and caring enough to make a difference in the life of a child."

Madeline Robinson

Wish Coordinator- Kid's Wish Network

and businesses in all 50 states and several other countries. All of all funds raised are directly donated to the charity of each participating group's choice. Members of the Miami Dolphins who have filmed public service announcements to get the word out include Wayne Huizenga, Jr., Chris Chambers, Jason Taylor and Zach Thomas. The Miami Dolphins are also partnering with local schools to increase awareness and join in community service projects.

HOLIDAY HOSPITAL VISITS

Each year during the holiday season, Dolphins players, cheerleaders and mascot, T.D., visit area hospitals to brighten the



Olindo Mare, Donnie Jones and Dolphins Cheerleaders spread holiday cheer at local hospitals.

days of sick children and military veterans who are not able to go home for the holidays. While at the hospitals, the players, cheerleaders and mascot visit with the children and

veterans, take pictures with them, sign autographs and give out Dolphins souvenirs to all the people they visit.

TOYS FOR TOTS

Each year, at a Miami Dolphins home game in December, the team sponsors an annual toy drive for underprivileged children in the South Florida community. This season's Toys For Tots drive will take place when the Dolphins play host to the New England Patriots on Sunday, December 10. Dolphins are encouraged to drop off new, unwrapped toys at entry gates on their



Members of the U.S. Marine Corps collect toys prior to a Dolphins game.

way into the stadium. The toys are then distributed through the United States Marine Corps to the less fortunate families in the local area.

HOLIDAY TOY DISTRIBUTION

Dolphins players, coaches and staff make toy donations during the holidays to various organizations in the community that are in need.



The Dolphins offensive line gives toys to "Big Mama's Team of Life" during the holiday season.

STUDENT ALL-STAR

The NFL Student All-Star Program is an NFL initiative that awards small level grants to help finance student-initiated proposals on how to better the community. The goal of the program is to promote community investment and volunteerism in children. Each winning organization receives a grant of \$200 to help fund their service projects.



JUNIOR COMMUNITY QUARTERBACK

The NFL Junior Community Quarterback Award recognizes student-initiated projects focusing on community betterment. The program awards \$20,000 in grants. Grants range from \$1,000 - \$5,000. Students partner with a 501c3 organization for their project.



COMMUNITY QB AWARD

The NFL Community Quarterback is a recognition event/program that salutes outstanding volun-



Community Quarterback recipients honored at the team's annual Awards Dinner.

THEY SAID IT...

"We are privileged that you selected Jackson Memorial Hospital to demonstrate your selfless commitment, dedication and holiday spirit. Your thoughtfulness provided smiles for a brief moment and great memories for a lifetime. On behalf of the patients, staff, and administration, I thank the Miami Dolphins Organization for your generosity. Your compassion helped us provide our patients the extras that mean so much."

Dee Adams

Administrator of Patient Services - Jackson Memorial Hospital

teers in their communities who demonstrate leadership, dedication and a commitment to bettering the community in which they live. The Miami Dolphins honored ten volunteers at the team's annual Awards Dinner in March.

DRUG ABUSE RESISTANCE EDUCATION (D.A.R.E.) PROGRAM

Dolphins coaches and players recognize the importance of educating the youth in our local communities about the dangers associated with alcohol, drug, tobacco and domestic abuse. In an effort to offer alternatives to these vices, the Miami Dolphins work closely with area police departments by providing players and coaches to speak at graduation ceremonies for students who successfully complete the D.A.R.E. program offered at their school.



Wes Welker speaks at a D.A.R.E. graduation ceremony.

BREAST CANCER AWARENESS

As part of Breast Cancer Awareness month, the wives and girlfriends of Dolphins players, coaches and staff pass out pink ribbons to fans. This year's game will be on October 22 against the Green Bay Packers.



Terry Saban hands out pink ribbons to support Breast Cancer Awareness Month.

UNITED WAY

Along with the NFL, the Miami Dolphins actively support the United Way through monetary contributions made by the coaches, players and staff. In addition, the Dolphins also work closely with the



Donnie Jones at Hispanic Unity for the United Way Hometown Huddles.

United Way of Miami-Dade, Broward and Palm Beach counties on several projects throughout the year, including filming a PSA featuring a prominent Dolphins player as a spokesman and providing in-stadium signage and scoreboard announcements throughout the season.

Dolphins players also participate in the NFL/United Way Hometown Huddles Day, a national day of community service.



Chris Chambers helps workers at Goodwill Industries, a United Way funded agency.

MAKE-A-WISH FOUNDATION

The Make-A-Wish Foundation and the Miami Dolphins have developed a close relationship over the years in granting wishes of terminally ill children. Make-A-Wish children are given the opportunity to attend a home game and meet with coaches and players during a post-game visit.



Ronnie Brown and Channing Crowder meet a Make-A-Wish child following a Dolphins game.

BROWARD COUNTY COURT PROGRAM

Dolphins players make routine visits to kids at the Broward County Courthouse in Fort Lauderdale. During their visit, the players speak with at-risk kids in the courtroom of Broward County Circuit Court Judge Howard Zeidwig. Approximately 100 kids take part in each question and answer session. The players address many topics including education, peer pressure and family.

FOR MORE INFORMATION ON MIAMI DOLPHINS COMMUNITY RELATIONS EVENTS, PLEASE CALL (954) 452-7171.

THEY SAID IT...

"On behalf of the Miami VA Healthcare System patients and staff, we would like to extend our appreciation to the Miami Dolphins organization for your donation of time and participation during the National Salute for Hospitalized Veterans. Your thoughtfulness reflects the concern that you feel for our veterans and for the service they provided to all of us while in service to our country."

Christina Bridgeman

Chief, Voluntary Service – Department of Veteran Affairs Healthcare System

MIAMI DOLPHINS CHEERLEADERS



The 2006 Miami Dolphins Cheerleaders consists of 42 women from five countries and 14 states. The Cheerleaders bring spirit and excitement to the sidelines of every Dolphins home game. Come game time, the squad forms four groups that perform high energy dance routines for the fans on all four corners of the field. Each group is led by a captain who is responsible to call the right "plays" for each performance. Off the field these ladies are teachers, business owners, students studying a variety of subjects from nursing to business, a certified police officer, neuropsychologist, publicist, transportation security officer and mothers.

HEATHER FRAGA – Director of Cheerleaders
EMILY NEWTON – Cheerleader Coordinator
TRISIA BROWN – Cheerleader Choreographer
JULIE ESCUAGE – Junior Dancers Director

GROUP 1

Captain: Stephanie Hautman • **Co-Captain:** Ariann Denison

Veterans: Rosamary Parrado (2), Mabel Campos (2), Lacie Randall (3)

Rookies: Ireivy Guerra, Lakeisha Justice, Alexandria Figueroa, Jennifer Orr, Jivonshay Gamble, Alicia Lee

GROUP 2

Captain: Dionne Smith • **Co-Captain:** Jaime Edmondson

Veterans: Kelly Cavallo (2), Brandi Bloomberg (3), Cara Rosenthal (2)

Rookies: Kazuyo Kamemura, Missy Barrickman, Lissy Smith, Rhinda Freeman, Megan Danforth

GROUP 3

Captain: Stephanie Rodriguez • **Co-Captain:** Rosanna Castro

Veterans: Melissa Martinez (2), Michelle Hernandez (2), Lynesa Sweeting (3)

Rookies: Bibiana Julian, Maritza Diaz, Diana Villarmarzo, Rosie Johnson, Gina Merille, April Cooper

GROUP 4

Captain: Lauren DiBonifazio • **Co-Captain:** Janeen Chavarry

Veterans: Susy Ramirez (5), Bailey Smith (2), Darling Rosales (2), Heather Busch (3)

Rookies: Lilly Robbins, Tyesha Bradley, Danielle Cohen, Lynn Martin

T.D. 1 Mascot

Height/Weight.....6-0, All Mussel
CollegeAtlantis '97
Acquired.....FA, 1997
NFLTenth Season
DolphinsTenth Season



The Miami Dolphins' 1997 addition might have been their biggest – literally. The club unveiled "T.D.," its new mascot, on Friday, April 18, 1997, the first "official" mascot in the history of the franchise. The 7-foot tall mascot made its public debut at the team's Draft Day Party at Pro Player Stadium on April 19, 1997. In addition, the mascot performs at every Dolphins home game.

When the mascot was first unveiled, it was without a name. The club held a "Name the Mascot" contest that drew more than 13,000 entries covering all 50 states and 22 countries, with 529 different names suggested. The name "T.D." was first submitted by Sara Fernandez of Miami, and when that name was selected by the Dolphins organization, she won two tickets to Super Bowl XXXII for her winning entry, which was announced at the annual Dolphins Awards Banquet on June 4, 1997.

The club had a live dolphin, "Flipper," who was situated in a fish tank in the open end of the Orange Bowl during the team's early years, and "Dolfan Denny," who prowled the sidelines for many seasons. However, T.D.'s unveiling marked the first time the club actually had an official mascot, one who participates in many of the team's programs in addition to his gameday activities.

"T.D." is available for appearances. For more information, call the Dolphins mascot hotline at (954) 577-8990.

THE ORANGE BOWL

The 1986 season marked the end of an era for the Miami Dolphins as the team played its final season in the Orange Bowl. In 21 years there, the Dolphins posted a 110-38-3 (.738) regular-season record.


In the playoffs, Miami was 10-4 at the 75,206-seat Orange Bowl, giving the team a 120-43-3 (.736) mark in all games played there.

Miami played in the Orange Bowl from the team's initial season in 1966 through the 1986 campaign. From 1966 to 1969, the Orange Bowl had a grass playing field. The playing surface was changed to Poly-Turf in 1970, was replaced in 1972 and finally removed in March, 1976, so that Prescription Athletic Turf could be installed.

The Orange Bowl has been the site of many great sporting events, including five Super Bowls, the annual Orange Bowl Classic, Olympic soccer matches and championship boxing matches.



DOLPHIN STADIUM



DOLPHINS ENTERPRISES

Owner/Chairman of the Board	H. Wayne Huizenga
Chief Executive Officer	Joseph A. Bailey, III
Chief Financial Officer	Wm. M. Pierce
Vice President of Merchandising, Licensing and Business Development	Terry Bassett
Vice President of Marketing Partnerships and New Media	Chris Overholt
Senior Director of Corporate Communications and Development	George Torres

DOLPHIN STADIUM

2269 Dan Marino Boulevard, Miami Gardens, FL 33056 • (305) 623-6100

www.dolphinstadium.com

EXECUTIVES

President	M. Bruce Schulze
Vice President and General Manager	Todd Boyan
Vice President of Finance and Administration	David Nunes

MIAMI DOLPHINS/DOLPHIN STADIUM

TICKET OPERATIONS & GUEST SERVICES

Senior Director of Ticket Operations and Guest Services	Andy Major
Director of Ticket Operations	Greg Menzel
Director of Club Level Services	David Saifman
Manager of Ticket Services	Brett Annis
Assistant Manager of Ticket Services	Corey Benning
Assistant Manager of Club Level Services	Brea Conaboy
Ticket Services Representatives	Raul Rivas, Amber Rodriguez, Jesse Rodriguez
Club Level Services Representatives	Joseph Lawrence, Carmen White
Administrative Assistant	Minelva Jean-Mary

Guest Services

Manager of Guest Services	Gwen McCormick
---------------------------------	----------------

SALES & MARKETING

Senior Director of Premium Seating	Rick Lassiter
Senior Director of Sales and Service	Carol Henderson
Director of Customer Service	Scott Baynes
Director of Project Sales and Marketing	Steve Brauner
Director of Ticket Sales	Chris Gallagher

Director of Marketing Projects.....	Jeremy Gerson
Director of Marketing Partnerships	Mike Mossholder
Manager of Marketing Partnerships	John Penhollow
Managers of Client Services	Danielle Sergeant, John Shumate
Executive Suite Services Manager.....	Frances Martinez
Account Managers, Premium Seating	Jarett Grushka, Marcus Madlock, Triana Tigerino
Senior Account Manager, Season and Group Sales.....	Mackie Feierstein
Season Ticket Sales Manager.....	Eric Lapointe
Account Executives, Season and Group Sales	Fernando Benegas, Carissa Dunn, Jason England, Adam Summerell, Shaun Werner, Sheri White, Jason Williams
Administrative Assistant	Kelly Nieves

DOLPHIN STADIUM

Dolphin Stadium, South Florida's home to the Miami Dolphins and Florida Marlins, is in its 20th season as the premier sports and entertainment facility in the country. This state-of-the-art open-air complex hosted its first football game in August 1987, its first regular season Major League Baseball game in April 1993 and stages world-class events throughout the calendar year. Dolphin Stadium is one of only three facilities in the country to host NFL football and Major League Baseball in the same venue (McAfee Coliseum in Oakland, Metrodome in Minneapolis).

HISTORY

Now in its 20th year of operation, the 75,000 seat, state-of-the-art, open-air facility was the first of its kind to be constructed entirely with private funds, costing 115 million dollars when it was completed in 1987. The late Joe Robbie led the financing campaign to build "Joe Robbie Stadium" for the Miami Dolphins of the NFL. JRS revolutionized the economics of professional sports when it opened that year. Inclusion of a Club Level, along with Executive Suites, helped to finance the construction of the stadium. Season ticket holders committed to long term agreements and in return they received first-class amenities in a state-of-the-art facility which is still used as a model for new facilities across the country.

On March 7, 1990, H. Wayne Huizenga, then Chairman of the Board and Chief Executive Officer of Blockbuster Video and Huizenga Holdings Inc., agreed to purchase fifty percent of Joe Robbie Stadium and became the point man in the drive to bring Major League Baseball to South Florida. That effort was rewarded in July of 1991, when South Florida was awarded a National League expansion franchise. On January 24, 1994, Mr. Huizenga acquired the remaining fifty percent of the stadium to give him 100% ownership. Since 1991, more than 80 million dollars have been spent to upgrade and renovate the stadium. The improvement and revitalization of the building under Huizenga allowed the stadium to remain the finest sports and entertainment facility in the United States.

On August 26, 1996, Pro Player, the sports apparel division of Fruit of the Loom, sponsored the renaming of Joe Robbie Stadium as Pro Player Stadium. They became the first sports marketing and products company to entitle a stadium or arena.

The first football game in Joe Robbie Stadium was held on August 16, 1987, when the Miami Dolphins met the Chicago Bears in a preseason battle. The game also marked the 22nd anniversary of the Dolphins franchise. The stadium hosted the National Football League's premier game, Super Bowl XXIII, on January 22, 1989. It marked the return of the Super Bowl to South Florida after a ten-year absence. A second Super Bowl was hosted when Super Bowl XXIX was played in the facility on January 29, 1995, and the Super Bowl returned to Dolphins Stadium on January 31, 1999, when the facility hosted Super Bowl XXXIII.

Major League Baseball officially began in South Florida in the spring of 1993 as the Florida Marlins opened their inaugural campaign as a National League team. On April 5, 1993, the "new" look of Dolphins Stadium as a baseball facility was unveiled to the public for the first time as the Florida Marlins hosted the Los Angeles Dodgers. The Marlins began their existence by finishing the first day in first place with a 6-3 win over the Dodgers.

In 1997, Dolphins Stadium hosted four World Series games between the Marlins and the Cleveland Indians, including Game One on October 18, 1997, the first Series game ever played at the stadium, and Game Seven on October 26, 1997, which the Marlins won, 3-2 in 11 innings, to capture their first World Championship.

Before the arrival of the Marlins, the stadium had played host to thirteen spring training games that attracted 370,000 fans and paved the way for baseball in South Florida.

Behind the scenes, Dolphins Stadium underwent renovations to accommodate Major League Baseball and the Florida Marlins. The conversion included the installation of retractable seating on the north side of the stadium, the construction of the baseball press box in the southwest corner of the facility, the building of the baseball dugouts, the addition of 660 new lights for suitable night play and the installation of a hydraulic disappearing pitcher's

mound. The stadium also features a synthetic warning track designed to absorb water. At the time, the only other facility to feature this type of track was Oriole Park at Camden Yards, home of the Baltimore Orioles. The renovation also included the construction of the Florida Marlins clubhouse and other amenities to accommodate baseball at Dolphin Stadium.

On the field, Dolphin Stadium is equipped with a Prescription Athletic Turf (PAT) system which provides draining for its natural grass, and during February and March of 1995, the old PAT system was removed, and a new advanced mechanical drainage system was installed. At a cost of one million dollars, the new system provides three times the drainage capacity of the old system and ensures a firm, dry playing surface within half an hour's time after as much as a three inch per hour rainfall.

The stadium was renamed Dolphins Stadium in January 2005, as part of a major plan renovation initiated by owner Wayne Huizenga. In April 2006, Dolphins Enterprises CEO Joe Bailey announced and unveiled a the new stadium logo and modified name. The stadium was named Dolphin Stadium and a new modern looking dolphin in orange, teal, blue and platinum colors with the words Dolphin Stadium was unveiled as the new stadium logo. Also unveiled were the two hi-definition video boards, the largest and second largest in professional sports. A new fascia LED ribbon-board was installed in July 2006.

Today, Dolphin Stadium is undergoing a historic transformation unlike any stadium has experienced in the United States. Working with HOK, Rockwell and Stiles Construction, all renowned in their respective fields, Dolphin Stadium is being expanded by more than 300,000 square feet, renovated and programmed with innovations that will result in this state-of-the-art facility offering the most-inspired and unmatched stadium experience in the world.

LOCATION

The stadium is located at 2269 Dan Marino Boulevard in Miami Gardens, only one mile south of the Dade-Broward County Line. The 160 acre site stands midway between downtown Miami (16 miles) and downtown Fort Lauderdale (18 miles).

WORLD-CLASS EVENTS

Dolphin Stadium displays its versatility every year by hosting a wide variety of events. Along with Miami Dolphins football and Florida Marlins baseball, college football takes the field with the FedEx Orange Bowl (which played host to the national championship game following the 1997, 2000 and 2004 seasons). Super Bowl XXXIII was held at Dolphin Stadium on January 31, 1999, while it also is slated to host Super Bowl XLI in 2007 and Super Bowl XLIV in 2010. Major League Baseball's premier event, the World Series, was played at Dolphin Stadium in 1997 and 2003.

Last year, Dolphin Stadium was selected to host the Florida high school class 3A, 4A, 5A and 6A state championship football games in 2005, 2006 and 2007.

Dolphin Stadium has also played host to numerous concerts, featuring entertainers such as Pink Floyd, Elton John/Billy Joel, the Rolling Stones, Chicago, Genesis, Gloria Estefan, Guns & Roses, The Who, Hall & Oates, Rod Stewart, Paul McCartney, New Kids on the Block, the Three Tenors World Tour, U2 and 'N Sync.

Other events held in the past at Dolphin Stadium include international soccer games featuring the United States World Cup Team, high school football, Monster Truck and numerous trade shows.

EXECUTIVE SUITES

Dolphin Stadium's 193 suites offer luxury and comfort in the ultimate setting to watch any event. The 10, 12, 16, 20, 24 and 32-seat suites offer air conditioning and DirecTV access with NFL Sunday Ticket, multi-feed sound systems, refrigerators, ice-makers and private telephone services. Uniformed Suite Captains provide personal service in each suite during the games. Boston Culinary Group caters the suites with a delectable, wide-variety of food and beverages from which to choose.

CLUB LEVEL SEATING

Located on the second level, the 10,200 Club Level seats provide exceptional luxury with the most space and leg room available in the stadium, featuring seats 21" wide (compared to the 19" wide general seating). The Club Seats lead to air-conditioned lounges with full-service bars and concession areas. The protective overhang, along with wait-staff service, also are unique elements of the club level.

HALL OF CHAMPIONS

Dolphin Stadium was proud to introduce the new Hall of Champions during the 1997 Miami Dolphins season. Located in the east end zone area of the Club Level, the Hall of Champions allows groups of 50 to 150 to experience a Miami Dolphins football or Florida Marlins baseball game in style. In addition to club level amenities and entertainment, the Hall of Champions

offers interior and exterior seating, a full bar with bartender, a private elevator and many other exclusive privileges.

DINING

Full service concession facilities, managed by Boston Culinary Group, are available on all levels and include Pizza Hut and Edy's Ice Cream. The stadium was recently recognized by Sports Illustrated for the high quality of its food and beverage service.

VISIONS FOR THE FUTURE

Dolphin Stadium will continue to enhance the fan experience by its commitment to capital improvements. These continuing upgrades and renovations will heighten the guest experience by providing increased comfort, new amenities and better service.

STADIUM FACTS

Stadium Address	2269 Dan Marino Boulevard Miami Gardens, FL 33056
Stadium Telephone	(305) 623-6100
Relative Location	16 miles northwest of downtown Miami 18 miles southwest of Fort Lauderdale 14 miles north of Orange Bowl 3/4 mile south of Calder Race Course 1 mile south of Dade-Broward county line on N.W. 27th Ave.
Opening Date	August 16, 1987 Chicago Bears 10, Miami Dolphins 3
Project Cost	\$115 million
Method of Financing	Private, through lease of executive suites and club seats
Club Seats	originally sold on 10-year leases
Executive Suites	originally sold on 10-year leases
Project Site Area	160 acres
Design Team	
Architect	HOK Sports Facilities Group (Kansas City, MS)
Construction Manager	Huber, Hunt and Nichols, Inc. (Indianapolis, IN)
Construction Consultant	George A. Fuller Company (New York, NY)
Structural Engineer	Bliss & Nyitray, Inc. (Miami, FL)
Civil Engineer	Keith and Schnars, P.A. (Fort Lauderdale, FL)
Mechanical, Electrical	Blum Consulting Engineers, Inc. (Dallas, TX)
Acoustical Consultant	The Joiner-Rose Group, Inc. (Dallas, TX)
Food Service Consultant	Cini-Little Associates, Inc. (Miami, FL)
Football/Soccer Seating Capacity	75,540
General Seating (19" chairback with armrest)	
Lower Deck	27,397
Upper Deck	34,736
Club Seats (21" chairback with armrest)	10,209
193 Executive Suites (10, 12, 16, 20 and 24 seats)	3,198
Disabled Seating	300
Full-Time Use For Baseball	
Seating Capacity	36,331
Playing Field Dimensions	
Left Field Line	330 feet
Center Field Line	434 feet
Right Field Line	345 feet
First Baseball Game	March 11, 1988 Los Angeles Dodgers 10, Baltimore Orioles 8
First Soccer Game	March 4, 1988 U.S. National team 2, Millonarios (Colombia) 1
First Concert	July 3, 1988 Rod Stewart, Hall and Oates and Chicago
First Super Bowl	January 22, 1989 San Francisco 49ers 20, Cincinnati Bengals 16
First Blockbuster Bowl	December 29, 1990 (Micron P.C. Bowl, Carquest Bowl) Florida State 24, Penn State 17
First FedEx Orange Bowl	December 31, 1996 Nebraska 41, Virginia Tech 21
First World Series	October 18, 1997 Florida Marlins 7, Cleveland Indians 4

Press Boxes	
Working Press Seats	150
Radio/TV Booths	10
Stadium Access	
Gates	8
Ramps	(25 feet wide, 2 each corner) 8
Escalators	(2 each corner) 8
Elevators	13
	(7 club level, 2 service/emergency, 2 press, 1 office, 1 freight)
Parking	
On-Site (140 acres)	24,137 cars
	171 buses, 90 RVs, 85 limousines, 1 helipad
Building	
Overall Size	648 feet x 736 feet
Height	188 feet (150-foot building, 38-foot lights)
Prescription Athletic Turf	128,000 square feet
Materials	3 acres of sod for playing field
	55,000 cubic yards of concrete
	6,000 tons of reinforcing steel
	5 miles of drain pipe
	500,000 yards of excavation material
	140 miles of electrical wire
	3,300 pieces of precast concrete
	25,000 square yards of carpet
Concessionaires and Novelties	Boston Culinary Group, Cambridge, MA
Facilities	
Concession Stands	43 stands, 264 service lines
	1 TV monitor per stand
Restrooms	40 men, 40 women
Locker Rooms	(60 lockers in each) 4
Playing Field	
Surface	Prescription Athletic Turf (Natural Grass)
Drainage	Firm Playing Surface Within 30 Minutes of a 3" Per Hour Rain
Scoreboards	
Main (East End Zone)	56 feet high x 142 feet long
Auxiliary (West End Zone)	54 feet high x 104 feet long
Daktronics LED Video Display (West)	50 feet high x 100 feet long
Daktronics LED Video Display (East)	50 feet high x 140 feet long
Fascia LED Display	2,105 feet wide
Baseball Scoreboard	16 feet high x 224 feet long
Lighting For Playing Field	1,050 Metal Halide
	Instant Restrike Light Fixtures
	150+ foot candles at playing field

STADIUM HISTORY

- Mar. 5, 1976 – Consultants are hired to do feasibility study for South Florida stadium.
- July 21, 1976 – Preliminary plan for 70,000-seat stadium is unveiled.
- Nov. 15, 1977 – Miami voters reject \$15 million bond issue for Orange Bowl renovations.
- May 22, 1978 – Committee estimates to Dade County a cost of \$40 million to build a new Orange Bowl next to the old one with financing coming from a resort tax and ticket surcharge.
- Feb. 19, 1979 – County attorney rules resort tax money cannot be used to build a new Orange Bowl.
- March, 1979 – National Football League rejects Miami as a Super Bowl site until stadium situation is rectified.
- Dec. 22, 1981 – Dolphins owner Joe Robbie reveals that he is negotiating to develop privately a stadium at Lake Lucerne in north Dade County.
- Nov. 2, 1981 – Voters in Dade and Broward counties overwhelmingly defeat a sales tax increase which would go toward building a new stadium.
- Dec. 14, 1983 – City of Miami voters reject sales tax increase to renovate the Orange Bowl.
- Mar. 5, 1984 – Dolphins owner Joe Robbie announces plans to build a new multi-purpose stadium in north Dade County at the team's annual awards banquet.

- Mar. 13, 1984 – City of Miami voters reject raising taxes to pay for \$55 million bond issue to repair the Orange Bowl.
- May 10, 1984 – Dolphins owner Joe Robbie begins campaign to market Dolphin Stadium executive suites and club seats.
- July 3, 1984 – Metro Commission accepts 160 acres donated by Emil and Lawrence Morton at Lake Lucerne, then leases it to Dolphin Stadium Corporation for 99 years.
- Dec. 6, 1984 – Metro commissioners unanimously agree to let Dolphins owner Joe Robbie sell \$85 million in tax exempt bonds to finance his stadium project.
- Jan. 8, 1985 – Dolphins owner Joe Robbie announces that he is ready to spend two million dollars for stadium blueprints and engineering studies.
- Mar. 14, 1985 – At the NFL meetings in Phoenix, Dolphin Stadium is named as the host site for Super Bowl XXIII (1989).
- July 22, 1985 – Clearing of stadium site begins.
- Sept. 9, 1985 – South Florida Regional Planning Council recommends approval of proposed Dolphin Center.
- Sept. 26, 1985 – Metro Commission approves development order and zoning request of Dolphin Center.
- Dec. 1, 1985 – Groundbreaking ceremonies for Dolphin Stadium take place.
- Dec. 19, 1985 – Foundation permit is issued to Dolphin Stadium Corporation by Dade County.
- Dec. 26, 1985 – First concrete is poured at stadium site.
- Dec. 31, 1985 – Dolphins owner Joe Robbie obtains construction loan and is granted permanent financing for the new stadium.
- June 3, 1986 – Dolphins owner Joe Robbie plants a ceremonial 30-foot Royal Palm tree to begin a million-dollar beautification project for neighborhoods near Dolphin Stadium.
- Aug. 27, 1986 – Topping Out Ceremonies take place at Dolphin Stadium as highest point of construction is reached.
- Feb. 3, 1987 – Metro Commission unanimously passes a resolution recommending that Dolphin Stadium be named after its builder, Joe Robbie.
- April 30, 1987 – Tim Robbie, designated spokesman for the Robbie children, announces that Dolphin Stadium has been renamed "Joe Robbie Stadium."
- Aug. 2, 1987 – An estimated 40,000 people attend Family Day at Joe Robbie Stadium, the general public's first opportunity to see the new facility.
- Aug. 16, 1987 – The Miami Dolphins play host to the Chicago Bears in the first game ever played in Joe Robbie Stadium. The Bears put a damper on the festive evening with a 10-3 preseason victory in front of 63,451 fans. The date also marks the 22nd anniversary of the Dolphins franchise.
- Oct. 11, 1987 – The Dolphins' "replacement" team records a 42-0 shutout win over the Kansas City Chiefs in the first regular-season game at JRS.
- Mar. 4, 1988 – The first soccer game ever played at JRS takes place as part of the Marlboro Soccer Cup of Miami. The U.S. National team defeats Millonarios of Colombia, 2-1, in the match before 14,877 fans.
- Mar. 11, 1988 – The first baseball game ever played at JRS takes place in front of 24,247 spectators, then the largest crowd ever to see a major-league game in the state of Florida. The Los Angeles Dodgers defeat the host Baltimore Orioles, 10-8, in the exhibition contest. The following night, the Montreal Expos beat the Orioles, 9-3, with 17,830 in attendance. Seven home runs are hit each night as a temporary 30-foot wall in left field compensates for a distance of 272 feet down the foul line.
- April 16, 1988 – A technical inspection team from FIFA, soccer's international governing body, visits JRS as part of the United States' bid to host the 1994 World Cup.
- July 3, 1988 – The first concert ever held at JRS takes place. "Happy Birthday America '88" features performances by Rod Stewart, Hall and Oates and Chicago.
- Jan. 22, 1989 – The first Super Bowl ever held at JRS takes place. The game marks the first time since Super Bowl XIII (January 21, 1979) that the NFL's Championship game is played in Miami. The San Francisco 49ers defeat the Cincinnati Bengals, 20-16.
- Mar. 7, 1990 – H. Wayne Huizenga, Chairman of the Board and Chief Executive Officer of Blockbuster Video and Huizenga Holdings, Inc., agrees to purchase fifty percent of Robbie Stadium Corporation (the parent company of Joe Robbie Stadium), as well as a fifteen percent limited partnership interest in the Miami Dolphins.
- April 14 & 15, 1990 – Nearly 100,000 people pack the stands in Joe Robbie Stadium over a two-day period to see former Beatle Paul McCartney perform live in concert.
- April 17, 1990 – The Blockbuster Bowl, college football's newest post-season bowl game, is officially certified by the NCAA. The bowl is scheduled to kickoff its inaugural matchup on December 29, 1990, at Joe Robbie Stadium.

- Dec. 29, 1990— The Florida State Seminoles defeat the Penn State Nittany Lions, 24-17, in the inaugural Blockbuster Bowl at JRS before a capacity crowd of 74,021.
- Jan. 5, 1991 — Dolphins host the Kansas City Chiefs in the first NFL playoff game ever played in JRS. The Dolphins come back to defeat the Chiefs, 17-16.
- Jan. 28, 1991 — Seats are removed on the north side of JRS to begin renovating for baseball.
- March 26, 1991— H. Wayne Huizenga and the Robbie family jointly purchase 42 acres adjacent to JRS. In addition, Huizenga purchases two additional lots, totaling 65 acres. The lots were purchased from the estates of Emil and Lawrence Morton.
- March 30, 1991— The New York Yankees and the Baltimore Orioles play an exhibition game before 67,654 fans at Joe Robbie Stadium — the largest crowd ever to watch a baseball game in a non-Major League city. The Yankee-Oriole game the following day draws 57,359, giving the two-game series at JRS a total attendance figure of 125,013.
- May 23, 1991 — At the NFL meetings in Minneapolis, Joe Robbie Stadium is selected as the host site for Super Bowl XXIX, to be played on January 29, 1995.
- June 10, 1991— The National League expansion committee recommends South Florida (Joe Robbie Stadium) and Denver to Major League Baseball's ownership committee as the two sites for National League expansion. The two teams will begin play in 1993.
- July 18, 1991 — Major League Baseball officially awards South Florida a National League expansion franchise, the Florida Marlins, who will begin play in 1993 at JRS.
- Jan. 25, 1992 — The U.S. World Cup soccer team faces the Soviet National Team (C.I.S.) before a South Florida-record soccer crowd of 30,386.
- Jan. 17, 1993 — The Dolphins host the Buffalo Bills in the first AFC Championship Game ever played at JRS. The Bills defeat the Dolphins 29-10 and advance to Super Bowl XXVII.
- April 5, 1993 — In the first regular season baseball game ever played at JRS, the Florida Marlins win their inaugural game, defeating the Los Angeles Dodgers, 6-3.
- Jan. 24, 1994 — H. Wayne Huizenga acquires remaining 50% of Joe Robbie Stadium and the additional 85% of the Miami Dolphins, leaving him with 100-percent ownership of both the stadium and Dolphins.
- Jan. 25, 1995 — The second Super Bowl game held at JRS takes place. In Super Bowl XXIX, the San Francisco 49ers defeat the San Diego Chargers, 49-26.
- May 11, 1996 — Al Leiter of the Marlins pitches the first no-hitter in JRS history, shutting out the Colorado Rockies, 11-0.
- Aug. 26, 1996— Pro Player, the sports apparel division of Fruit of the Loom, sponsors the renaming of Joe Robbie Stadium to Pro Player Stadium for \$20 million over a 10-year period.
- Oct. 31, 1996 — At the NFL meetings in New Orleans, Pro Player Stadium is selected as the host site for Super Bowl XXXIII, to be played on January 31, 1999.
- Dec. 31, 1996— The Nebraska Cornhuskers defeat the Virginia Tech Hokies, 41-21, in the first FedEx Orange Bowl played at Pro Player Stadium.
- Mar. 8, 1997 — Pro Player Stadium plays host to the Three Tenors concert (Luciano Pavarotti, Placido Domingo, Jose Carreras).
- Oct. 18, 1997 — Pro Player Stadium hosts its first ever World Series game, as the Florida Marlins defeat the Cleveland Indians, 7-4, in Game One.
- Oct. 25, 1997 — The Pro Player Stadium crowd of 67,498 to watch the Marlins defeat the Indians in Game Six is the largest to see a World Series game since 1954.
- Oct. 26, 1997 — Edgar Renteria's single in the bottom of the 11th inning of Game Seven of the World Series drives in Craig Counsell to give the Marlins a 3-2 win and the World Championship.
- Jan. 31, 1999 — The third Super Bowl game held at Pro Player Stadium takes place. In Super Bowl XXXIII, the Denver Broncos defeat the Atlanta Falcons, 34-19.
- Jan. 3, 2001 — The Oklahoma Sooners defeat the Florida State Seminoles, 13-2, in the FedEx Orange Bowl to win the National Championship.
- Aug. 2, 2001 — Pro Player Stadium plays host to the *NSYNC concert.
- Oct 21, 2003 — Pro Player Stadium hosts its second World Series as 65,731 fans file in to watch the New York Yankees defeat the Florida Marlins, 6-1, in Game 3 of the Fall Classic. Marlins rebound to win their second world title in six games.
- Jan. 4, 2005 — USC defeats Oklahoma, 55-19, in the FedEx Orange Bowl to claim the national championship.
- Jan. 10, 2005 — Owner H. Wayne Huizenga announces major organizational and stadium changes through the creation of a new innovative sports and entertainment company, Dolphins Enterprises, LLC. The company now will serve as an umbrella for all of the Huizenga sports and entertainment entities. In addition,

Pro Player Stadium is re-named Dolphins Stadium. A three-phase improvement process to the stadium includes a remodeled club level and luxury suites, improved traffic flow, additional parking and state-of-the-art scoreboards.

April 8, 2006 – Owner H. Wayne Huizenga and Dolphins Enterprises CEO Joe Bailey announce and unveil a new logo and modified name for the stadium. The new name, Dolphin Stadium, appears on the new logo with a contemporary-looking dolphin. The world's largest hi-definition video boards are also unveiled and used for the first time.

STADIUM “FIRSTS”

FOOTBALL

PRESEASON GAME: 8/16/87 – Chicago 10, Dolphins 3

REGULAR SEASON GAME: 10/11/87 – Dolphins 42, Kansas City 0

DOLPHIN PLAYOFF GAME: 1/5/91 – Dolphins 17, Kansas City 16

AFC CHAMPIONSHIP GAME: 1/17/93 – Buffalo 29, Dolphins 10

SUPER BOWL: 1/22/89 – San Francisco 49ers 20, Cincinnati Bengals 16

COLLEGE BOWL GAME: 12/29/90 – Florida State 24, Penn State 17 (Blockbuster Bowl)

DOLPHIN WIN: 10/11/87 – Dolphins 42, Kansas City 0

DOLPHIN LOSS: 10/25/87 – Buffalo 34, Dolphins 31 (OT)

DOLPHIN SHUTOUT: 10/11/87 – Dolphins 42, Kansas City 0

SHUTOUT, OPPONENT: 7/26/91 – Chicago 6, Dolphins 0 (preseason)

OVERTIME GAME: 10/25/87 – Buffalo 34, Dolphins 31

PLAYER TO VISIT PPS WITH TWO DIFFERENT TEAMS: Doug Flutie (Chicago, 8/16/87 and New England, 12/28/87)

REGULAR SEASON GAMES

NATIONAL ANTHEM, PERFORMANCE: Thomas Brown, III vs. Kansas City, 10/11/87 (played trumpet)

NATIONAL ANTHEM, SINGING: Pete Harris vs. Buffalo, 10/25/87

COIN TOSS: vs. Kansas City, 10/11/87 (won by Chiefs)

DOLPHIN CAPTAINS: Kyle Mackey, Tim Pidgeon, Demetrious Johnson

KICKOFF: Willie Beecher (Dolphins) vs. Kansas City, 10/11/87 (to 2-yard line)

KICKOFF RETURN: Kevin Wyatt of Kansas City, 10/11/87 (21 yards)

DOLPHIN KICKOFF RETURN: Pete Roth vs. Kansas City, 10/11/87 (23 yards)

TACKLE, ON KICKOFF: Scott Nicolas (Dolphins) vs. Kansas City, 10/11/87 (of Kevin Wyatt)

KICKOFF RETURNED FOR TD: Stanford Jennings (Cincinnati) vs. San Francisco (SB XXIII), 1/22/89

PUNT: Kelly Goodburn of Kansas City, 10/11/87 (47 yards)

DOLPHIN PUNT: Stacy Gore vs. Kansas City, 10/11/87 (35 yards)

PUNT RETURN: Mike Caterbone (Dolphins) vs. Kansas City, 10/11/87 (15 yards)

PUNT RETURNED FOR TD: O.J. McDuffie (Dolphins) vs. Indianapolis, 10/24/93 (71 yards)

BLOCKED PUNT: William Judson (Dolphins) vs. Green Bay, 9/18/88

PENALTY: On Dolphins vs. Kansas City, 10/11/87 (illegal formation)

FIELD GOAL ATTEMPT: Willie Beecher (Dolphins) vs. Kansas City, 10/11/87 (missed from 49 yards)

FIELD GOAL: Scott Norwood of Buffalo, 10/25/87 (41 yards)

DOLPHIN FIELD GOAL: Fuad Reveiz vs. Buffalo, 10/25/87 (46 yards)

TURNOVER: Alex Espinosa of Kansas City intercepted by Liffort Hobley of Dolphins, 10/11/87

DOLPHIN TURNOVER: Lawrence Sampleton fumbles (recovered by James Harrell) vs. Kansas City, 10/11/87

FUMBLE: Blaine Smith of Kansas City, 10/11/87 (own recovery)

DOLPHIN FUMBLE: Lawrence Sampleton vs. Kansas City, 10/11/87 (recovered by Chiefs' James Harrell)

FORCED FUMBLE: Mike Lambrecht (Dolphins) vs. Kansas City, 10/11/87 (on Chris Smith)

FUMBLE LOST: Chris Smith of Kansas City, 10/11/87 (recovered by Liffort Hobley)

FUMBLE RECOVERY: Blaine Smith of Kansas City 10/11/87 (his own)

FUMBLE RETURNED FOR TD: Liffort Hobley (Dolphins) vs. Kansas City, 10/11/87 (55 yards)

INTERCEPTION: Liffort Hobley (Dolphins) vs. Kansas City, 10/11/87 (of Alex Espinosa)

INTERCEPTION RETURNED FOR TD: Donnie Shell of Steelers, 11/1/87 (50-yard run)

SCORING PLAY: Rickey Isom (Dolphins) vs. Kansas City, 10/11/87 (6-yard TD run)

SCORING PLAY, OPPONENT: Scott Norwood of Buffalo, 10/25/87 (41-yard FG)

TOUCHDOWN: Rickey Isom (Dolphins) vs. Kansas City, 10/11/87 (6-yard run)

RUSHING TOUCHDOWN: Rickey Isom (Dolphins) vs. Kansas City, 10/11/87 (6 yards)

RUSHING TOUCHDOWN, OPPONENT: Robb Riddick of Buffalo, 10/25/87 (1 yard)

PASSING TOUCHDOWN: Dan Marino to Mark Duper (Dolphins) vs. Buffalo, 10/25/87 (5 yards)

PASSING TOUCHDOWN, OPPONENT: Jim Kelly to Chris Burkett (Buffalo), 10/25/87 (14 yards)

DEFENSIVE TOUCHDOWN: Liffort Hobley (Dolphins) vs. Kansas City, 10/11/87 (55-yard fumble return)

DEFENSIVE TOUCHDOWN, OPPONENT: Donnie Shell of Steelers, 11/1/87 (50-yard interception return)

SPECIAL TEAMS TOUCHDOWN: Marc Logan (Dolphins) vs. Buffalo, 9/10/89 (blocked punt recovery)

SCORING DRIVE: By Miami (7 plays, 54 yards in 3:28) vs. Kansas City, 10/11/87

PAT: Willie Beecher (Dolphins) vs. Kansas City, 10/11/87 (Good)
MISSED PAT: Fuad Reveiz (Dolphins) vs. Washington, 12/20/87
FIRST DOWN: Robert Parker of Kansas City, 10/11/87 (1-yard run)
DOLPHIN FIRST DOWN: Dameon Reilly (Dolphins) vs. Kansas City, 10/11/87 (16-yard pass from Kyle Mackey)
THIRD-DOWN CONVERSION: By Kansas City, 10/11/87 (Robert Parker 1-yard run)
DOLPHIN THIRD-DOWN CONVERSION: vs. Kansas City, 10/11/87 (16-yard pass from Kyle Mackey to Dameon Reilly)
FOURTH-DOWN CONVERSION: By Dolphins vs. Buffalo, 10/25/87 (17-yard pass from Dan Marino to Mark Duper)
TACKLE: Mike Lambrecht (Dolphins) vs. Kansas City, 10/11/87 (of Robert Parker)
TACKLE, OPPONENT: Chris Lindstrom of Kansas City, 10/11/87 (of John Tagliaferri)
QB SACK: Ike Readon (Dolphins) vs. Kansas City, 10/11/87 (of Matt Stevens)
QB SACK, OPPONENT: Bruce Smith of Buffalo, 10/25/87 (of Dan Marino)
RUSHING ATTEMPT: Robert Parker of Kansas City, 10/11/87 (2 yards)
DOLPHIN RUSHING ATTEMPT: John Tagliaferri vs. Kansas City, 10/11/87 (2 yards)
PASSING ATTEMPT: Matt Stevens of Kansas City, 10/11/87 (incomplete, intended for David Montagne)
DOLPHIN PASSING ATTEMPT: Kyle Mackey vs. Kansas City, 10/11/87 (incomplete, intended for Eddie Chavis)
PASS COMPLETION: Matt Stevens to John Trahan (Kansas City), 10/11/87 (5 yards)
DOLPHIN PASS COMPLETION: Kyle Mackey to Mark Konecny vs. Kansas City, 10/11/87 (10 yards)
TIMEOUT: By Dolphins vs. Kansas City, 10/11/87 (2:23 of 2nd quarter)
INJURY: Kevin Wyatt of Kansas City, 10/11/87 (ankle)

BASEBALL

EXHIBITION GAME: March 11, 1988, Los Angeles Dodgers 10, Baltimore Orioles 8

REGULAR SEASON GAMES:

GAME: April 5, 1993, Florida Marlins 6, Los Angeles Dodgers 3
CEREMONIAL FIRST PITCH: New York Yankee great Joe DiMaggio
PITCH: Charlie Hough (Marlins) a called strike to Jose Offerman (Dodgers), 4/5/93
HIT: Bret Barberie (Marlins) first inning single to left field off Orel Hershiser (Dodgers), 4/5/93
DOUBLE: Eric Davis (Dodgers) second inning, 4/5/93
TRIPLE: Walt Weiss (Marlins), second inning, 4/5/93
HOME RUN: Tim Wallach (Dodgers), sixth inning solo home run over left field wall, 4/5/93
RUN: Benito Santiago (Marlins), second inning, 4/5/93
RBI: Walt Weiss (Marlins), second inning, 4/5/93
STOLEN BASE: Jeff Conine (Marlins), eighth inning 4/5/93
STRIKEOUT: Jose Offerman (Dodgers) goes down looking to Charlie Hough in first inning, 4/5/93
WALK: Eric Karros (Dodgers), second inning off Charlie Hough, 4/5/93
ERROR: Jody Reed (Dodgers), muffs first inning ground ball hit by Scott Pose, 4/5/93
WINNING PITCHER: Charlie Hough (Marlins), 4/5/93
LOSING PITCHER: Orel Hershiser (Dodgers), 4/5/93
SAVE: Bryan Harvey (Marlins), 4/5/93
NO-HITTER: Al Leiter (Marlins), 5/11/96

WORLD SERIES: October 18, 1997, Florida Marlins 7, Cleveland Indians 4

SOCCER

(all 3/4/88, U.S. vs. Millonarios)

GAME: 3/4/88 U.S. National team 2, Millonarios (Colombia) 1
GOAL: Jorge Raigoza (Millonarios) at 55:44
ASSIST: Ruben Dario Hernandez (Millonarios)
GAME-WINNING GOAL: Bruce Murray (U.S.), at 78:34
PENALTY KICK: Tab Ramos (U.S.), saved by Ruben Cousillas of Millonarios

TWO DOLPHINS NAMED PRO BOWL MVP

Two Dolphins have been named Most Valuable Player in the Pro Bowl. The first to do it was kicker Garo Yepremian, who accomplished the feat in the 1974 game, when he kicked five field goals, including a 42-yarder with 21 seconds remaining, lifting the AFC to a 15-13 victory over the NFC. Almost 30 years later, running back Ricky Williams duplicated the achievement, when he rushed for 56 yards and two touchdowns, and forced a fumble on special teams, en route to the AFC's 45-20 triumph in the 2003 contest, following the 2002 season.

DOLPHIN STADIUM PARKING MAP



DOLPHINS TRAINING FACILITY



On July 11, 1993, the Miami Dolphins officially moved into their brand new training facility at Nova Southeastern University in Davie, Florida, from their long-time base at St. Thomas University in Miami.

The ten million dollar state-of-the-art facility covers 93,452 square feet and incorporates the latest technology and advances that were utilized in the design of other NFL training facilities.

The Dolphins' training center not only houses the team's football operation personnel and the club's administrative staff, but it also serves as the site of the club's preseason training camp and all off-season conditioning programs.

The facility includes a large locker room area, sauna and steam rooms, a therapy swimming pool, a cold plunge pool, whirlpools, and one of the largest weight training rooms in the NFL.

In addition to the physical training needs, modern support facilities also were constructed. Those include lounges, conference rooms, equipment rooms, laundry areas, video editing labs, an auditorium that functions as a site for major press conferences as well as for full team and staff meetings, a dance studio for the team's cheerleaders, and the Dolphins Pro Shop, which sells official team merchandise.

Administrative offices, located on the second floor, include the head coach's office with an adjacent conference room overlooking the practice fields. Offensive and defensive coaches' offices flank these areas. Other office space exists for personnel and administrative staff members.

At the rear of the facility are two full-sized grass football fields, which were constructed utilizing the Prescription Athletic Turf (PAT) system that also is used for the field at Dolphin Stadium. That system incorporates underground pipes and electronic pumps to remove water from the fields when natural drainage is not adequate.

For the first time in the Dolphins' 41-year history, they will now have their own indoor practice field, which was completed in July 2006. The 96,000-square foot structure sits on a three-acre tract adjacent to the two outdoor fields. The 100-yard field is made of a "Twenty-Four/Seven" grass-like synthetic turf, manufactured by The Motz Group.

With a primary emphasis to design the complex in a "fan-friendly" manner, a bleacher structure adjacent to the fields was constructed, utilizing elements of Dolphin Stadium itself. When the stadium was revised to accommodate baseball, large sections of seats from the stadium were removed. Those sections were relocated to the Nova facility as part of the new complex. As a result, the bleacher facility at Nova can accommodate 2,500 spectators, including 600 in chair-back seats, for open practice sessions and other special events. The structure also provides fans permanent amenities such as concession areas, a merchandise pro shop, ticket windows, and rest rooms.

TRAINING FACILITY FACTS

Cost	\$10 million
Method of Financing	\$5 million bond issue
	\$5 million from Dolphins

Site	Nova Southeastern University 7500 S.W. 30th Street, Davie, Florida 33314
Architects	Roy D. Smith and Associates
Main Building Addition and Dance Studio Architect	Wayne D. Vensel
Contractors	Miller and Solomon, Inc.
Distance to Facility From Airport	12 miles-Ft. Lauderdale Int'l
Number of Stories of Facility	2
Total Acreage	9.04 acres
Square Feet of Training Facility	68,226 feet
Square Feet of Dance Studio	10,226 feet
Square Feet of Bleacher Building	15,000 feet
Number of Seats for Fans	2,500 (680 chairbacks; 1,820 bench seating)
Square Feet of Weightroom	7,500 feet
Square Feet of Locker Room	4,600 feet
Number of Lockers	90 players, 18 coaches & 29 staff
Square Feet of Player Lounge	1,008 feet
Number of Offices for Coaches and Personnel	53
Number of Player Meeting Rooms	6 and 1 auditorium
Number of Conference Rooms	4
Square Feet of Auditorium	2,950 feet
Number of Seats in Auditorium	90 seats
Square Feet of Media Workroom	1,100 feet (includes press room and media interview room)
Work Spaces in Media Workroom	25
Number of Whirlpools	3 portable, 1 hot pool and 1 cold pool
Number of Practice Fields	2 (both grass)
Type of Grass for Practice Fields	Tifway 419 Bermuda
Type of Drainage System	Prescription Athletic Turf- patented (sub-terrain vacuum drainage)
Parking for Players and Coaches	120 spaces
Parking for Business and Media	43 spaces

INDOOR PRACTICE FIELD FACTS

Architects	Cannon Design, DeRose Consultants, EDSA
Contractors	Stiles Construction
Total Acreage	3 acres (approx.)
Square Feet	96,800 feet
Dimensions	420' long x 230' wide x 70' high at peak
Bubble Material	28 oz. per square yard vinyl-coated polyester with "Stay Clean" coating and 14 oz. Thermaliner with "Rip Stop" construction
Manufacturer	Air Structures American Technologies, Inc.
Surface	"Twenty-Four/Seven" grass-like synthetic turf by The Motz Group



WHAT TO LOOK FOR IN 2006

DOLPHINS . . .

- Enter 2006 having posted a regular season record of 98-53 at Dolphin Stadium, and needing two more wins for 100 at their current venue.

WR MARTY BOOKER . . .

- Enters 2006 having played in 99 league games. With his next one he would attain the 100-games played plateau.

DE DAVID BOWENS . . .

- Enters 2006 having appeared in 89 regular season games. With 11 more, he would reach the 100-games played mark in his career.

DE KEVIN CARTER . . .

- Enters the 2006 season having played in 176 straight league games and started in 83 in a row.
- Enters 2006 with 92 sacks, needing eight more to reach the 100-sack mark for his career.

WR CHRIS CHAMBERS . . .

- Enters 2006 with 315 career receptions. With 69 more, he would move past Tony Nathan (383) for fifth on the Dolphins' all-time list.
- Enters the season with 4,596 career receiving yards. With 404 more he would attain the 5,000-yard plateau. With 479 more, he would overtake O.J. McDuffie for fourth on the team's all-time list.
- Goes into 2006 with 39 career touchdown receptions, and needing 11 more to attain 50 for his career.
- With a 1,000-yard season, would become just the fourth Dolphin to post multiple 1,000-yard receiving seasons, joining Mark Clayton (5), Mark Duper (4) and Irving Fryar (4).

QB DAUNTE CULPEPPER . . .

- With 135 career touchdown passes, needs 15 more for 150.

DT VONNIE HOLLIDAY . . .

- With 98 career regular season starts, needs two more to reach 100.

G JENO JAMES . . .

- Enters 2006 having appeared in 85 regular season games. If he plays in 15 contests, he would reach 100 for his career.

K OLINDO MARE . . .

- Enters 2006 having accumulated 948 career points and needing 52 for 1,000.
- Enters 2006 with 13 career field goals of 50 yards or longer during the regular season. With his next one from this distance, he would tie Pete Stoyanovich (14) for the most in Dolphins history.

TE RANDY McMICHAEL . . .

- Enters 2006 with 221 career receptions. With 36 more he would move past Bruce Hardy (256) for first on the Dolphins' all-time chart among tight ends.
- Enters 2006 with 15 career touchdown receptions. With two more he would surpass Dan Johnson (16) for fourth on the Dolphins' career chart among tight ends, and with four more, he would overtake Keith Jackson (18) for third.
- Enters 2006 having started and played in each of the first 64 games to open his career.

LB KEITH NEWMAN . . .

- Enters the 2006 season having played in 92 league games. With eight more he would attain the 100-games played plateau.

T L.J. SHELTON . . .

- Enters 2006 having played in 98 career league games, and needing two more for 100.
- Goes into 2006 having started in 93 career league contests, and needing seven more for 100.

LB DONNIE SPRAGAN . . .

- Enters 2006 having played in 64 straight league games.

DE JASON TAYLOR . . .

- Enters 2006 with 92.5 career sacks and needing 7.5 more to reach the 100-sack mark.
- Enters 2006 having started and played in 98 league games in a row.
- Goes into 2006 having appeared in 140 league games and started in 137. With 10 more games and 13 more starts, he would reach the 150 mark both categories.

LB ZACH THOMAS . . .

- Can extend his streak of having recorded at least 100 tackles in ten straight seasons.
- Enters 2006 having played and started in 147 league games, and in need of three more to attain 150 in both categories. He would become the 14th Dolphin to appear in 150 regular season games.
- Having appeared in 147 league games, needs 11 more to tie Larry Little (158) for tenth in team history, 12 more to equal Vern Den Herder (159) for ninth, 14 more to match Bob Griese (161) for eighth and 16 more to tie Don Strock (163) for seventh.

WR WES WELKER . . .

- With 86 punt returns as a Dolphin, needs 42 more to overtake Jake Scott (127) and O.J. McDuffie (127) for first on the team's all-time chart.
- With 118 kickoff returns as a Dolphin, needs six more to move past Fulton Walker (123) for first on the club's all-time list.
- With 2,692 kickoff return yards as a Dolphin, needs 253 more to overtake Fulton Walker (2,944) for second on the Dolphins' career list, and 256 more to surpass Mercury Morris (2,947) for the top spot in team annals.

DT JEFF ZGONINA . . .

- Enters 2006 having played in each of his last 74 league games.

DOLPHINS ARE BEST

Since the 1970 merger of the National and American Football Leagues, the Miami Dolphins are the winningest team in professional football. The Dolphins, who own a regular season record of 347-203-2 (.630) and an overall mark of 369-225-2 (.621), have the best regular-season and overall winning percentage of any NFL team during that span.

TEAM	REGULAR SEASON				OVERALL			
	W	L	T	PCT.	W	L	T	PCT.
1. MIAMI	347	203	2	.630	369	225	2	.621
2. Pittsburgh	333	217	2	.605	365	235	2	.608
3. Dallas	325	227	0	.589	361	248	0	.593
4. Denver	323	223	6	.591	342	242	6	.585
5. San Francisco	318	231	3	.579	348	247	3	.584
6. Oakland	317	229	6	.580	342	245	6	.582
7. Washington	311	239	2	.565	334	253	2	.569
8. Minnesota	319	231	2	.580	335	256	2	.567
9. St. Louis	299	249	4	.545	316	269	4	.540
10. Jacksonville	94	82	0	.534	98	87	0	.530
11. Kansas City	279	266	7	.512	282	276	7	.505
12. New England	275	277	0	.498	294	289	0	.504
13. Philadelphia	277	268	7	.508	289	285	7	.5034
14. Baltimore	78	81	1	.491	84	83	1	.5029
15. Green Bay	272	272	8	.500	285	284	8	.501
16. Chicago	270	281	1	.490	278	292	1	.488
17. N.Y. Giants	264	285	3	.481	278	295	3	.485
18. Seattle	227	241	0	.485	232	249	0	.482
19. Tennessee	262	288	2	.476	274	303	2	.475
20. Buffalo	262	288	2	.476	274	305	2	.4733
21. Carolina	82	94	0	.466	88	98	0	.4731

TEAM	W	L	T	PCT.	W	L	T	PCT.
22. Indianapolis	257	293	2	.467	267	306	2	.466
23. Cleveland	230	271	3	.459	234	282	3	.454
24. San Diego	243	304	5	.445	249	313	5	.444
25. Cincinnati	246	306	0	.446	251	316	0	.443
26. New York Jets	239	311	2	.435	245	320	2	.434
27. Atlanta	233	314	5	.427	239	323	5	.426
28. Detroit	236	312	4	.431	237	321	4	.425
29. New Orleans	225	323	4	.411	226	328	4	.409
30. Arizona	219	327	6	.402	220	331	6	.400
31. Tampa Bay	183	284	1	.392	190	292	1	.394
32. Houston	18	46	0	.281	18	46	0	.281

Since 1970, the Miami Dolphins own the second-best regular-season winning percentage of any team in the four major professional sports (minimum ten seasons played). Miami's regular-season winning percentage of .630 (347-203-2) is second only to the Los Angeles Lakers' percentage of .644 (1,881-1,039) among the combined 121 teams from the National Football League, Major League Baseball, the National Hockey League and the National Basketball Association.

TEAM	SPORT	W	L	T	PCT.
1. Los Angeles Lakers	Basketball	1881	1039	0	.644
2. MIAMI DOLPHINS	FOOTBALL	347	203	2	.630
3. Pittsburgh Steelers	Football	333	217	2	.605
4. Montreal Canadiens	Hockey	1476	921	384	.600
5. Philadelphia Flyers	Hockey	1445	933	399	.592
Boston Bruins	Hockey	1462	952	358	.592
7. San Antonio Spurs	Basketball	1435	993	0	.591
Denver Broncos	Football	323	223	6	.591
9. Dallas Cowboys	Football	325	227	0	.589
10. Minnesota Vikings	Football	319	231	2	.580
Oakland Raiders	Football	317	229	6	.580
12. San Francisco 49ers	Football	318	231	3	.579
Boston Celtics	Basketball	1690	1230	0	.579
14. Washington Redskins	Football	311	239	2	.565
15. Phoenix Suns	Basketball	1643	1277	0	.563
16. New York Yankees	Baseball	3280	2572	0	.560
17. Seattle SuperSonics	Basketball	1605	1315	0	.550
18. St. Louis Rams	Football	299	249	4	.545
19. Buffalo Sabres	Hockey	1309	1065	409	.544
20. Boston Red Sox	Baseball	3173	2690	0	.541
21. Milwaukee Bucks	Basketball	1573	1347	0	.539
22. Edmonton Oilers	Hockey	981	824	262	.538
23. Utah Jazz	Basketball	1388	1204	0	.535
24. Jacksonville Jaguars	Football	94	82	0	.534
Portland Trailblazers	Basketball	1566	1364	0	.534
Los Angeles Dodgers	Baseball	3130	2735	0	.534

Football and baseball records are through the end of the 2005 season.
Basketball records are through the end of the 2005-06 season.
Hockey records are through the end of the 2005-06 season.

DOLPHINS RECORD IN HOME OPENERS

In home openers, Miami is 31-8-1 (.788). In road openers, the Dolphins are 22-17-1 (.563). In addition, the Dolphins own a 30-6 (.833) record in home openers since the 1970 merger of the National and American Football Leagues, which is the best of any NFL club over this time span, just ahead of the Oakland Raiders (29-6-1, .819). In 19 home openers at Dolphin Stadium (1987-2005), the Dolphins have registered a mark of 15-4.

DOLPHINS = WINNERS

Best Record Since NFL-AFL Merger (regular season, 1970-2005)

1. MIAMI	347	203	2	.630
2. Pittsburgh	333	217	2	.605
3. Denver	323	223	6	.591
4. Dallas	325	227	0	.589
5. Minnesota	319	231	2	.580
Oakland	317	229	6	.580

Best Record in the '00s (regular season)

1. Philadelphia	65	31	0	.677
2. Pittsburgh	64	31	1	.672
3. Indianapolis	64	32	0	.667
4. New England	63	33	0	.656
5. Denver	61	35	0	.635
6. St. Louis	57	39	0	.594
Green Bay	57	39	0	.594
8. MIAMI	54	42	0	.563
Baltimore	54	42	0	.563
Seattle	54	42	0	.563
Tampa Bay	54	42	0	.563

Best Record in the '90s (regular season)

1. San Francisco	113	47	0	.706
2. Buffalo	103	57	0	.644
3. Kansas City	102	58	0	.638
4. Dallas	101	59	0	.631
5. MIAMI	95	65	0	.594
Minnesota	95	65	0	.594

Best Record in the '80s (regular season)

1. San Francisco	104	47	1	.688
2. Washington	97	55	0	.638
3. MIAMI	94	57	1	.622
4. Denver	93	58	1	.615
5. Chicago	92	60	0	.605

Best Record in the '70s (regular season)

1. Dallas	105	39	0	.729
2. MIAMI	104	39	1	.726
3. Oakland	100	38	6	.715
4. St. Louis	99	42	3	.698
5. Minnesota	99	43	2	.694

Average Points Scored Per Game Since NFL-AFL Merger (regular season, 1970-2005)

1. San Francisco	23.1
2. MIAMI	22.3
3. St. Louis	22.2
4. Denver	22.0
5. Oakland	21.8

Average Points Allowed Per Game Since NFL-AFL Merger (regular season, 1970-2005)

1. Pittsburgh	17.6
2. MIAMI	18.3
3. Dallas	18.6
4. Chicago	19.0
5. Oakland	19.1

Most Seasons With 10 Or More Wins Since NFL-AFL Merger (1970-2005)

1. Dallas	21
2. MIAMI	20
San Francisco	20
4. Denver	17
Pittsburgh	17

Most Seasons With a Winning Record Since NFL-AFL Merger (1970-2005)

1. MIAMI	28
2. Pittsburgh	26
3. Dallas	25
4. Minnesota	24
5. San Francisco	23

Most Division Championships Since NFL-AFL Merger (1970-2005)

1. San Francisco	17
2. Pittsburgh	17
3. Dallas	15
4. Minnesota	14
5. MIAMI	12
Oakland	12

Most Playoff Appearances Since NFL-AFL Merger (1970-2005)

1. Dallas	23
2. Minnesota	22
Pittsburgh	22
4. MIAMI	21
San Francisco	21

Most Wins On Monday Night Football Since NFL-AFL Merger (1970-2005)

1. MIAMI	39
Dallas	39
3. San Francisco	37
4. Oakland	36
5. Pittsburgh	33

Best Home Record Since NFL-AFL Merger (regular season, 1970-2005)

1. MIAMI	199	75	1	.725
2. Denver	198	75	4	.724
3. Pittsburgh	198	77	1	.719
4. Dallas	188	88	0	.681
5. Minnesota	188	88	1	.681

Best Road Record Since NFL-AFL Merger (regular season, 1970-2005)

1. MIAMI	148	128	1	.536
2. San Francisco	147	128	1	.534
3. Oakland	141	131	4	.518
4. Dallas	137	139	0	.496
5. Pittsburgh	135	140	1	.491

Best Record Within the AFC East Since NFL-AFL Merger

(regular season, 1970-2005)

1. MIAMI	169	109	1	.608
2. New England.....	143	133	0	.518
3. Buffalo	130	145	1	.473
4. N.Y. Jets	125	150	1	.455
5. Balt./Ind. (1970-01)	111	141	1	.441

Best Interconference Record Since NFL-AFL Merger

(regular season, 1970-2005)

1. MIAMI	87	42	0	.674
2. Oakland.....	85	48	1	.638
3. Pittsburgh.....	76	51	1	.598
4. Denver.....	76	56	2	.575
5. San Francisco	76	59	0	.563

Best Record in December Since NFL-AFL Merger

(regular season, 1970-2005)

1. Washington	80	49	0	.620
2. MIAMI	82	51	0	.617
3. San Francisco	81	53	0	.604
4. Pittsburgh.....	76	55	0	.580
5. Kansas City.....	74	55	1	.573

NATHAN NAMED "UNSUNG HERO"



Tony Nathan, who played running back for the Dolphins from 1979-87, was the winner of the second annual Miami Dolphins Alumni Association "Unsung Hero" Award in 2005.

The other finalists for the award included tackle Jon Gielser (1979-88), wide receiver/tight end/quarterback Jim Jensen (1981-92) and quarterback Don Strock (1974-87).

"Congratulations to Tony Nathan for being this year's recipient of the Unsung Hero of the 80s" Miami Dolphins Alumni Association President Larry Seiple said. "Tony's durability and athletic ability enabled him to be a major contributor to the success of the Miami Dolphins during his career. He had a knack of always coming up with the big play for a first down or touch-down. Congratulations again Tony, which is so richly deserved."

One of the most versatile players in the history of the franchise, Nathan is the only player to rank among the top five in the team's record books in both career rushing yards (3,543 yards, fourth) and career pass receptions (383 catches, fifth). He also ranks second in the team's playoff record book for rushing yards (454 yards) and first for receptions (65).

The team's third-round draft choice in 1979 out of the University of Alabama, Nathan had his best season with the Dolphins in 1981 as he posted a team-high 782 rushing yards, led the NFL by averaging 5.3 yards per carry and caught 50 passes. For his efforts in '81, Nathan was named as the team's Most Valuable Player by the South Florida media.

Following his playing career, Nathan returned to the organization, serving as an assistant coach from 1989-95.

The goal of the award is to honor Dolphins unsung heroes who have sacrificed for the franchise both on and off the playing field. The finalists were chosen based on their leadership qualities, the impact that they made to their team and teammates during their careers and their ability to inspire their teammates.

Former Dolphins Quarterback Earl Morrall was selected as the winner of the inaugural "Unsung Hero" Award in 2004. Other finalists in 2004 included former running back Bernie Parmalee and linebacker Earnie Rhone.

2006 MIAMI DOLPHINS



Anthony Alabi

79 Tackle

Height/Weight6-5, 315
Born2/16/81
CollegeTCU '05
AcquiredD5, 2005
Signed Through2008
NFLSecond Season
DolphinsSecond Season



PRO CAREER

CAREER TRANSACTIONS: Fifth-round draft choice (162nd overall) of the Dolphins in the 2005 draft with a pick obtained from Kansas City in the Patrick Surtain deal.

2005 – Was inactive for all 16 games in his rookie season . . . Played in a reserve role in all five preseason contests.

COLLEGE

Was a four-year letterman (2001-04) at TCU who started his final three years at left tackle . . . Earned first-team All-Conference USA accolades each of his final two years, during which time he opened a combined 23 games . . . In his senior season, the offense averaged 32.9 point per game . . . As a junior, was part of a line that paved the way for an offense that averaged more than 200 net rushing yards and 200 net passing yards per game, one of only six Division I schools to accomplish that feat. . . Started all 12 games at left tackle as a sophomore as TCU led the conference by averaging 203.2 yards rushing per outing . . . First attended the U.S. Naval Academy in 1999 before transferring to TCU . . . Redshirted in 2000 . . . Began his collegiate career as a defensive lineman before being moved to the offensive line during his redshirt season of 2000 . . . Earned degree in criminal justice with a minor in business.

FINS FACT

Following his playing days, Anthony would like to get into a career in either the Secret Service or with the U.S. Marshals Service. It is something he knew he wanted to do since he was six years old, and it came from watching television. "You'd see the good guys and the bad guys, and those departments always had the best people," he says. "It would be a great feeling to know you're one of the best and the elite."

PERSONAL

Attended Antonian College Prep High School in San Antonio, Texas . . . Was a four-year letterman in football . . . Also participated in basketball and track & field in his prep career . . . Was a defensive lineman, and as a senior led the team in tackles (82) and sacks (13) . . . In track, took part in the shot put and the discus . . . Earned all-district and all-state honors in football and track . . . Donated money for club's annual turkey giveaway where he helped to hand out turkeys . . . Also has donated time and money to help buy toys during the holidays for children who are part of "Big Mama's Team of Life" . . . Has a black belt in karate . . . Also enjoys reading, bowling, golfing and playing video games in spare time . . . Growing up, his favorite sports team was the Dallas Cowboys . . . Lists "Good Will Hunting" as favorite movie, "The Cosby Show" as favorite television show and "The Da Vinci Code" as favorite book . . . Is a first cousin of Houston Texans defensive lineman N.D. Kalu . . . Father is from Nigeria, mother is from Puerto Rico . . . Full name is Anthony Abayomi Alabi, born February 16, 1981 in San Antonio, Texas.

ANTHONY ALABI'S NFL REGULAR SEASON STATISTICS

GAMES/STARTS: 2005: 0/0

Will Allen

25 Cornerback

Height/Weight5-10, 196
 Born8/5/78
 College.....Syracuse '01
 Acquired.....UFA (NYG), 2006
 Signed Through2009
 NFLSixth Season
 Dolphins.....First Season



PRO CAREER

CAREER TRANSACTIONS: Signed a four-year contract with the Dolphins as an unrestricted free agent from the Giants on March 20, 2006 . . . Originally drafted by the Giants in the first round (22nd overall) in 2001, with a choice obtained from Indianapolis in a draft-day trade-up

2005 – Started all 16 regular season games in which he played at left cornerback . . . Recorded 70 total tackles, 11 passes defended, a fumble recovery and a forced fumble . . . Added four stops on special teams . . . Collected eight tackles at New Orleans (9/19) . . . Took a lateral from Brent Alexander following an interception at San Francisco (11/6) and went 17 yards . . . Had a season-high nine tackles at Seattle (11/27) when he also knocked down a pass, recovered a fumble and forced one as well . . . Stripped the ball from Bobby Engram following a reception and also recovered it at the Giants' 43 in the second quarter to help set up a Jay Feely 39-yard field goal seven plays later . . . Started First-Round Playoff game vs. Carolina (1/8/06) and was credited with four tackles.

2004 – Opened all 16 games at left cornerback . . . Posted 81 tackles, a figure which ranked third on the team and first among DBs . . . Had one interception, a team-high 19 passes defended, a sack and a forced fumble . . . Tallied eight tackles in opener at Philadelphia (9/12) . . . Only sack of his career occurred vs. Cleveland (9/26) when he tackled Jeff Garcia for a six-yard loss . . . Lone interception of the season came when he picked off a Daunte Culpepper pass in 34-13 win at Minnesota (10/31) . . . Amassed a team-high 10 tackles, in addition to a pass defended, vs. Philadelphia (11/28).

2003 – Started all 12 games in which he played at left cornerback . . . Spent the final four games of the year on injured reserve . . . Posted 45 tackles, a pair of interceptions, a team-high 14 passes defended and a fumble recovery . . . Added two special teams stops . . . Interception total tied for the team lead, along with Ralph Brown, Johnnie Harris and Frank Walker . . . Registered a season-high seven tackles in opener vs. St. Louis (9/7) . . . Initial interception of the season came when he snared a Patrick Ramsey pass at Washington (9/21) and returned it a career-long 22 yards . . . Picked off a Donovan McNabb pass vs. Philadelphia (10/19) . . . Limited Randy Moss to two receptions for four yards in the second half of a 29-17

FINS FACT

Having three kids of his own, Will enjoys spending his time away from the field working with children. He hopes to make a difference by being directly involved in his philanthropic endeavors. While with the Giants, he spoke at various schools, Pop Warner banquets and youth football camps, while also working with the Ronald McDonald House and at-risk teen boys.

win at Minnesota (10/26) . . . Blocked a Doug Brien 51-yard field goal attempt in overtime at N.Y. Jets (11/2) as the Giants went on for a 31-28 win . . . Had six tackles and also recovered a Keenan McCardell fumble at Tampa Bay (11/24) . . . Sustained a mid-foot sprain vs. Buffalo (11/30) and was placed on injured reserve on December 2.

2002 – Started all 15 games in which he appeared . . . Produced 62 tackles, an interception and 11 passes defended . . . Contributed a special teams tackle as well . . . Picked off a Jeff Garcia pass in opener vs. San Francisco (9/5) when he registered five tackles . . . Was inactive at Washington (12/8) because of a shoulder injury . . . Started First-Round Playoff game at San Francisco (1/5/03) and was credited with five tackles.

2001 – Started 13 games, including 12 starts, as a rookie . . . Posted a team-high four interceptions, the first Giants rookie to lead the team in interceptions since Sheldon White in 1988 . . . Was second on the squad with 13 passes defended . . . Totaled 42 tackles and a fumble recovery on the year . . . Also had three special teams tackles . . . First career start came at Kansas City (9/23), as he responded with four tackles . . . Recovered a Rod Gardner fumble at the Giants' 31 vs. Washington (10/7), leading to a Morten Andersen 22-yard field goal seven plays later . . . Was inactive with an ankle injury vs. Philadelphia (10/22) and at Washington (10/28) . . . First career interception came on final drive at Arizona (11/11) when he picked off a Jake Plummer pass to preserve 17-10 win . . . Had five tackles and a pair of interceptions in Monday night game at Minnesota (11/19) as he snared two Daunte Culpepper passes totaling 27 yards in returns . . . Posted five tackles and four passes defended at Philadelphia (12/30), including an interception of a Donovan McNabb pass . . . Was inactive for season finale vs. Green Bay (1/6/02) because of a heel injury.

COLLEGE

Played in 43 games with 28 starts during his four-year career (1997-2000) for the Orange . . . All of his starts came over his final three years . . . Finished his career with 142 tackles, four interceptions and 39 passes defended . . . Also returned 37 kickoffs for a 22.7-yard average . . . As a senior, posted 41 tackles, two interceptions and a team-high 17 passes defended . . . Was a first-team All-Big East choice and was a semi-finalist for the Jim Thorpe Award, given to the nation's top defensive back . . . Also had two interceptions, in addition to 15 passes defended and a career-high 56 tackles as a junior . . . Redshirted as a true freshman in 1996 . . . Majored in economics.

PERSONAL

Married (Roshonda) . . . Couple has a daughter, Jasmine (3/18/02) and two sons, Will Jr. (10/10/99) and Blake (3/10/05) . . . Attended Corcoran High School in Syracuse, N.Y., where he was a two-time first-team all-conference cornerback and a first-team all-state selection as a senior . . . Also ran track and finished third in the state with a time of 10.5 seconds in the 100-meter dash . . . As a senior, also played wide receiver and kicker . . . Participated in numerous community activities during his tenure with the Giants . . . In addition to club functions, donated his time to such worthy events as the National Football Foundation's "Play It Smart" program, the Muscular Dystrophy Association's "Muscle Team," the National Education Association's "Read Across America" literacy celebration, in addition to Providence Malta Prep, a program created by Catholic Community Services and the Hudson County Department of Health and Human Services to assist at-risk teen boys who are in the Foster Care System . . . Full name is Will D. Allen, born August 5, 1978 in Syracuse, N.Y.

WILL ALLEN'S NFL REGULAR SEASON STATISTICS

YEAR	TEAM	GP	GS	TACKLES					INTERCEPTIONS					FUMBLES		
				TOT	SOLO	ASST	SK	YDS	NO	YDS	LG	TD	PD	FF	FR	YDS
2001	N.Y. Giants	13	12	42	38	4	0	0	4	27	17	0	13	0	1	0
2002	N.Y. Giants	15	15	62	53	9	0	0	1	0	0	0	11	0	0	0
2003	N.Y. Giants	12	12	45	38	7	0	0	2	23	22	0	14	0	1	0
2004	N.Y. Giants	16	16	81	75	6	0	0	1	11	11	0	19	0	0	0
2005	N.Y. Giants	16	16	70	62	8	0	0	0	17	17	0	11	0	1	33
NFL TOTALS		72	71	300	266	34	0	0	8	78	22	0	68	0	3	33

WILL ALLEN'S NFL PLAYOFF STATISTICS

YEAR	TEAM	GP	GS	TACKLES					INTERCEPTIONS					FUMBLES		
				TOT	SOLO	ASST	SK	YDS	NO	YDS	LG	TD	PD	FF	FR	YDS
2002	N.Y. Giants	1	1	5	5	0	0	0	0	0	—	0	0	0	0	0
2005	N.Y. Giants	1	1	4	3	1	0	0	0	0	—	0	0	0	0	0
PLAYOFF TOTALS		2	2	9	8	1	0	0	8	78	—	0	0	0	0	0

ADDITIONAL STATS

Special Teams Tackles: 3 in 2001, 1 in 2002, 2 in 2003, 4 in 2005 for total of 10

Blocked Kicks: 1 field goal in 2003

SINGLE-GAME HIGHS

Most Interceptions: 2 at Minnesota, 11/19/01

Bennie Anderson

63 Guard

Height/Weight6-5, 345

Born2/17/77

CollegeTennessee State '00

AcquiredFA, 2006

Signed Through2007

NFLSixth Season

DolphinsFirst Season



PRO CAREER

CAREER TRANSACTIONS: Signed a two-year contract with the Dolphins on June 15, 2006 after being released by Buffalo on June 9 . . . Originally signed with St. Louis as an undrafted college free agent in 2000 before being waived on July 19, 2000 . . . Played with the Chicago Enforcers of the XFL in 2001 . . . Signed with the Baltimore Ravens on June 14, 2001 . . . Signed with the Bills as an unrestricted free agent on March 31, 2005.

FINS FACT

Bennie was extremely active in the community during his tenure in Baltimore. Among his many honors, he was named honorary chairman of the West Side Christian Academy for their fundraising golf tournament in 2002. In 2004, he headed up the involvement of a team of Ravens players for Operation Blessing and Autumn Harvest, which distributed food and books to families in need.

2005 – Started 15 of the 16 games in which he appeared at left guard for the Bills . . . Only game he did not open was vs. Kansas City (11/13) . . . Part of a line that led the way for Willis McGahee, who compiled his second straight 1,000-yard rushing season with 1,247 yards.

2004 – Played in all 16 contests, including 12 starts at right guard with Baltimore . . . Also saw action at left guard during the course of the season . . . Integral part of a line that led a running game which averaged 128.9 yards per contest and allowed 2.2 sacks an outing . . . Behind the line, Jamal Lewis (4) and Chester Taylor (2) combined for six 100-yard rushing games.

2003 – Opened all 15 regular season games in which he played at right guard for the Ravens . . . Dressed but did not play in finale vs. Pittsburgh (12/28) . . . Part of a line that paved the way for Jamal Lewis, who put together the second-best individual rushing performance in NFL history with 2,066 yards . . . Also opened First-Round Playoff game vs. Tennessee (1/3/04).

2002 – Started all 16 games at right guard for the Ravens . . . Was one of only three Ravens offensive players to start all 16 games . . . Part of a line that led the way for a running game that averaged 112.0 yards per contest and put together a 4.2-yard average per attempt as Jamal Lewis rushed for 1,327 yards and reached the 100-yard rushing mark in five games.

2000-01 – Signed with St. Louis as an undrafted college free agent in 2000 but was waived on July 19, 2000 . . . Played with the Chicago Enforcers of the XFL in the spring of 2001 where he started all year at right guard . . . Went on to play in all 16 regular season games with 13 starts at right guard for the Ravens later in '01 . . . After seeing action in a reserve role in the first two regular season games, made initial start of NFL career at Denver (9/30) as the Ravens rushed for 112 yards and the line did not allow a sack in a 20-13 victory . . . Also opened both playoff games.

COLLEGE

Was a four-year letterman at Tennessee State (1996-99) where he started 43 of the 45 games in which he played during his career . . . Was a first-team All-Ohio Valley Conference pick as a both a junior and senior, when he also earned the school's leadership award by the "Tree Coaches" (TSU alumni coaches who sit under a tree watching practice) . . . Was a first-team Black College All-America pick as a senior in 1999 . . . Earned degree in history while also subsequently having obtained his teaching certificate.

PERSONAL

Married with three sons . . . Attended Cleveland Junior Naval Academy in St. Louis where he was an all-district performer . . . Used his degree and teaching certificate to serve as a guest math teacher at Pimlico (Md.) Middle School in 2003 and 2004 as part of "Teach for America Day" . . . Would like to get into a career in education following his playing days, possibly even starting his own school . . . Has done charity work for the Missouri School for the Blind . . . Full name is Bennie Tyron Lamar Anderson, born February 17, 1977 in St. Louis, Mo.

BENNIE ANDERSON'S NFL REGULAR SEASON STATISTICS

GAMES/STARTS: (Baltimore) 2001: 16/13, 2002: 16/16, 2003: 15/15, 2004: 16/12, (Buffalo) 2005: 16/15. **NFL TOTALS:** 79/71

BENNIE ANDERSON'S NFL PLAYOFF STATISTICS

GAMES/STARTS: 2001: 2/2, 2003: 1/1. **PLAYOFF TOTALS:** 3/3

Darian Barnes

36 Fullback

Height/Weight6-2, 240
Born2/29/80
CollegeHampton '02
AcquiredFA, 2005
Signed Through2006
NFLFifth Season
DolphinsSecond Season



PRO CAREER

CAREER TRANSACTIONS: Signed with the Dolphins as a free agent on October 24, 2005 . . . Originally signed with the New York Giants as an undrafted college free agent in 2002 . . . Was awarded off waivers to Tampa Bay on September 2, 2002 . . . Traded to Dallas on April 25, 2004 in exchange for a seventh-round pick in the 2004 draft . . . Was released by the Cowboys on August 24, 2005.

FINS FACT

Darian is an avid artist who writes his own comic books. He once did an interview wearing a SpongeBob SquarePants costume. Along with a friend, he started Twilight East, a comic-book publishing company (www.twilighteast.com).

2005 – Played in nine games including six starts, was inactive for one contest in his first season with the Dolphins . . . Did not post any stats . . . After being inactive in his first game with the team, at New Orleans (10/30), appeared in the final nine contests . . . Opened six of the final eight games of the year . . . Played a critical role as a lead blocker in the Dolphins' running game . . . In the nine games that he played, the Dolphins averaged 119.8 yards rushing per outing.

2004 – Appeared in all 16 games, including 10 starts with the Cowboys . . . Rushed for 10 yards on five attempts and caught 10 passes for 59 yards . . . Initial start of NFL career came in opener at Minnesota (9/12) . . . Recorded a pair of receptions for 26 yards at Washington (9/27) . . . Had two rush attempts for seven yards, including a long run of eight yards, vs. N.Y. Giants (10/10) . . . First career touchdown occurred on a five-yard reception from Vinny Testaverde on Thanksgiving Day vs. Chicago (11/25) . . . Turned in a long reception of 14 yards vs. Washington (12/26) . . . Blocking prowess helped pave the way for rookie Julius Jones, who rushed for 819 yards in just eight games, the second-highest total by a rookie in the NFL in 2004.

2003 – Played in 14 games, all in a reserve role, with the Bucs . . . Caught one pass for six yards and recorded seven tackles and a forced fumble on special teams . . . Spent the last two games of the season on injured reserve with a left shoulder injury that he sustained vs. Houston (12/14).

2002 – As a rookie with Tampa Bay, played in a reserve role in six regular season games . . . Did not post any stats on offense, was credited with three stops on special teams . . . Made his NFL debut vs. St. Louis (9/23) . . . Appeared as a reserve in all three playoff games, including Super Bowl XXXVII victory over Oakland . . . In playoffs, registered three tackles on special teams including a pair in the Super Bowl.

COLLEGE

Attended Rutgers from 1998-99 and played there during the '99 season before transferring to Hampton, where he played in 2001 . . . Did not play football in 2000 while at Hampton . . . As a senior, rushed for 93 yards and a touchdown on 27 carries . . . Majored in political science.

PERSONAL

Married (Rebecca) with a daughter (Damara) . . . Attended Toms River (N.J.) North High School . . . Earned second-team all-state and first-team All-Ocean County honors as a senior . . . In final prep campaign, rushed for 1,163 yards and 15 touchdowns on 148 attempts . . . Is an avid artist who draws his own comic books . . . Has participated in events benefiting the Boys and Girls Clubs of Broward County . . . Enjoys reading books by Stephen King and Dan Brown, as well as non-fiction and mythology . . . Full name is Darian Durell Barnes, born February 29, 1980.

DARIAN BARNES' NFL REGULAR SEASON STATISTICS

YEAR	TEAM	GP	GS	RUSHING					RECEIVING				
				ATT.	YDS.	AVG.	LG	TD	NO.	YDS.	AVG.	LG	TD
2002	Tampa Bay	6	0	0	0	0.0	-	0	0	0	0.0	-	0
2003	Tampa Bay	14	0	0	0	0.0	-	0	1	6	6.0	6	0
2004	Dallas	16	10	5	10	2.0	8	0	10	59	5.9	14	1
2005	Miami	9	6	0	0	0.0	-	0	0	0	0.0	-	0
NFL TOTALS		45	16	5	10	2.0	8	0	11	65	5.9	14	0

DARIAN BARNES' NFL PLAYOFF STATISTICS

YEAR	TEAM	GP	GS	RUSHING					RECEIVING				
				ATT.	YDS.	AVG.	LG	TD	NO.	YDS.	AVG.	LG	TD
2002	Tampa Bay	3	0	0	0	0.0	-	0	0	0	0.0	-	0

ADDITIONAL STATS

Special Teams Tackles: 3 in 2002, 7 in 2003, 4 in 2004 for total of 14 (P-3)

Special Teams Forced Fumbles: 1 in 2003

DARIAN BARNES' RUSHING BREAKDOWN

	2005							CAREER						
	G	NO	YDS	AVG	LG	TD		G	NO	YDS	AVG	LG	TD	
Buffalo	1	0	0	-	-	0		1	0	0	-	-	0	
Miami	-	-	-	-	-	-		-	-	-	-	-	-	
New England	2	0	0	-	-	0		2	0	0	-	-	0	
N.Y. Jets	1	0	0	-	-	0		1	0	0	-	-	0	
AFC East	4	0	0	-	-	0		4	0	0	-	-	0	
Baltimore	-	-	-	-	-	-		1	0	0	-	-	0	
Cincinnati	-	-	-	-	-	-		2	0	0	-	-	0	
Cleveland	1	0	0	-	-	0		2	0	0	-	-	0	
Pittsburgh	-	-	-	-	-	-		2	0	0	-	-	0	
AFC North	1	0	0	-	-	0		7	0	0	-	-	0	
Houston	-	-	-	-	-	-		1	0	0	-	-	0	
Indianapolis	-	-	-	-	-	-		1	0	0	-	-	0	
Jacksonville	-	-	-	-	-	-		1	0	0	-	-	0	
Tennessee	1	0	0	-	-	0		1	0	0	-	-	0	
AFC South	1	0	0	-	-	0		4	0	0	-	-	0	
Denver	-	-	-	-	-	-		-	-	-	-	-	-	
Kansas City	-	-	-	-	-	-		-	-	-	-	-	-	
Oakland	1	0	0	-	-	0		1	0	0	-	-	0	
San Diego	1	0	0	-	-	0		1	0	0	-	-	0	
AFC West	2	0	0	-	-	0		2	0	0	-	-	0	
AFC Total	8	0	0	-	-	0		17	0	0	-	-	0	

DARIAN BARNES' RUSHING BREAKDOWN

	2005						CAREER					
	G	NO	YDS	AVG	LG	TD	G	NO	YDS	AVG	LG	TD
Dallas	-	-	-	-	-	-	1	0	0	-	-	0
N.Y. Giants	-	-	-	-	-	-	3	2	7	3.5	8	0
Philadelphia	-	-	-	-	-	-	3	1	0	0.0	0	0
Washington	-	-	-	-	-	-	3	1	2	2.0	2	0
NFC East	-	-	-	-	-	-	10	4	9	2.3	8	0
Chicago	-	-	-	-	-	-	2	0	0	-	-	0
Detroit	-	-	-	-	-	-	2	0	0	-	-	0
Green Bay	-	-	-	-	-	-	2	0	0	-	-	0
Minnesota	-	-	-	-	-	-	1	1	1	1.0	1	0
NFC North	-	-	-	-	-	-	7	1	1	1.0	1	0
Atlanta	1	0	0	-	-	0	3	0	0	-	-	0
Carolina	-	-	-	-	-	-	2	0	0	-	-	0
New Orleans	-	-	-	-	-	-	3	0	0	-	-	0
Tampa Bay	-	-	-	-	-	-	-	-	-	-	-	-
NFC South	1	0	0	-	-	0	8	0	0	-	-	0
Arizona	-	-	-	-	-	-	-	-	-	-	-	-
St. Louis	-	-	-	-	-	-	1	0	0	-	-	0
San Francisco	-	-	-	-	-	-	1	0	0	-	-	0
Seattle	-	-	-	-	-	-	1	0	0	-	-	0
NFC West	-	-	-	-	-	-	3	0	0	-	-	0
NFC Total	1	0	0	-	-	0	28	5	10	2.0	8	0
Home	5	0	0	-	-	0	23	2	7	3.5	8	0
Road	4	0	0	-	-	0	22	3	3	1.0	2	0
1st Down	9	0	0	-	-	0	45	0	0	-	-	0
2nd Down	9	0	0	-	-	0	45	3	9	3.0	8	0
3rd Down	9	0	0	-	-	0	45	1	0	0.0	0	0
4th Down	9	0	0	-	-	0	45	1	1	1.0	1	0
1st Half	9	0	0	-	-	0	45	3	0	0.0	1	0
2nd Half	9	0	0	-	-	0	45	2	10	5.0	8	0
Overtime	-	-	-	-	-	-	-	-	-	-	-	-
Grass	9	0	0	-	-	0	28	2	2	1.0	2	0
Turf	-	-	-	-	-	-	17	3	8	2.7	8	0
Aug./Sept.	-	-	-	-	-	-	8	2	3	1.5	2	0
October	-	-	-	-	-	-	8	2	7	3.5	8	0
November	4	0	0	-	-	0	13	0	0	-	-	0
Dec./Jan.	5	0	0	-	-	0	16	1	0	0.0	0	0
Games 1-8	1	0	0	-	-	0	19	4	10	2.5	8	0
Games 9-16	8	0	0	-	-	0	26	1	0	0.0	0	0
Wins	6	0	0	-	-	0	24	1	2	2.0	2	0
Losses	3	0	0	-	-	0	21	4	8	2.0	8	0
Ties	-	-	-	-	-	-	-	-	-	-	-	-

DARIAN BARNES' RECEIVING BREAKDOWN

	2005						CAREER					
	G	NO	YDS	AVG	LG	TD	G	NO	YDS	AVG	LG	TD
Buffalo	1	0	0	-	-	0	1	0	0	-	-	0
Miami	-	-	-	-	-	-	-	-	-	-	-	-
New England	2	0	0	-	-	0	2	0	0	-	-	0
N.Y. Jets	1	0	0	-	-	0	1	0	0	-	-	0
AFC East	4	0	0	-	-	0	4	0	0	-	-	0
Baltimore	-	-	-	-	-	-	1	1	0	0.0	0	0
Cincinnati	-	-	-	-	-	-	2	0	0	-	-	0
Cleveland	1	0	0	-	-	0	2	0	0	-	-	0
Pittsburgh	-	-	-	-	-	-	2	0	0	-	-	0
AFC North	1	0	0	-	-	0	7	1	0	0.0	0	0
Houston	-	-	-	-	-	-	1	0	0	-	-	0
Indianapolis	-	-	-	-	-	-	1	0	0	-	-	0
Jacksonville	-	-	-	-	-	-	1	0	0	-	-	0
Tennessee	1	0	0	-	-	0	1	0	0	-	-	0
AFC South	1	0	0	-	-	0	4	0	0	-	-	0

DARIAN BARNES' RECEIVING BREAKDOWN

	2005						CAREER					
	G	NO	YDS	AVG	LG	TD	G	NO	YDS	AVG	LG	TD
Denver	-	-	-	-	-	-	-	-	-	-	-	-
Kansas City	-	-	-	-	-	-	-	-	-	-	-	-
Oakland	1	0	0	-	-	0	1	0	0	-	-	0
San Diego	1	0	0	-	-	0	1	0	0	-	-	0
AFC West	2	0	0	-	-	0	2	0	0	-	-	0
AFC Total	8	0	0	-	-	0	17	1	0	0.0	0	0
Dallas	-	-	-	-	-	-	1	0	0	-	-	0
N.Y. Giants	-	-	-	-	-	-	3	1	0	0.0	0	0
Philadelphia	-	-	-	-	-	-	3	2	6	3.0	6	0
Washington	-	-	-	-	-	-	3	4	48	12.0	14	0
NFC East	-	-	-	-	-	-	10	7	54	7.7	14	0
Chicago	-	-	-	-	-	-	2	1	5	5.0	5	1
Detroit	-	-	-	-	-	-	2	2	6	3.0	5	0
Green Bay	-	-	-	-	-	-	2	0	0	-	-	0
Minnesota	-	-	-	-	-	-	1	0	0	-	-	0
NFC North	-	-	-	-	-	-	7	3	11	3.7	5	1
Atlanta	1	0	0	-	-	0	3	0	0	-	-	0
Carolina	-	-	-	-	-	-	2	0	0	-	-	0
New Orleans	-	-	-	-	-	-	3	0	0	-	-	0
Tampa Bay	-	-	-	-	-	-	-	-	-	-	-	0
NFC South	1	0	0	-	-	0	8	0	0	-	-	0
Arizona	-	-	-	-	-	-	-	-	-	-	-	-
St. Louis	-	-	-	-	-	-	1	0	0	-	-	0
San Francisco	-	-	-	-	-	-	1	0	0	-	-	0
Seattle	-	-	-	-	-	-	1	0	0	-	-	0
NFC West	-	-	-	-	-	-	3	0	0	-	-	0
NFC Total	-	-	-	-	-	-	28	10	65	6.5	14	1
Home	5	0	0	-	-	0	23	7	33	4.7	14	1
Road	4	0	0	-	-	0	22	4	32	8.0	14	0
1st Down	9	0	0	-	-	0	45	5	34	6.8	14	0
2nd Down	9	0	0	-	-	0	45	2	13	6.5	8	1
3rd Down	9	0	0	-	-	0	45	3	18	6.0	12	0
4th Down	9	0	0	-	-	0	45	1	0	0.0	0	0
1st Half	9	0	0	-	-	0	45	5	40	8.0	14	0
2nd Half	9	0	0	-	-	0	45	6	25	3.3	12	1
Overtime	-	-	-	-	-	-	-	-	-	-	-	-
Grass	9	0	0	-	-	0	28	3	32	10.7	14	0
Turf	-	-	-	-	-	-	17	8	33	4.1	14	1
Aug./Sept.	-	-	-	-	-	-	8	3	32	10.7	14	0
October	-	-	-	-	-	-	8	3	6	2.0	5	0
November	4	0	0	-	-	0	13	3	5	1.7	5	1
Dec./Jan.	5	0	0	-	-	0	16	2	22	11.0	14	0
Games 1-8	1	0	0	-	-	0	19	6	38	6.3	14	0
Games 9-16	8	0	0	-	-	0	26	5	27	5.4	14	1
Wins	6	0	0	-	-	0	24	8	65	8.1	14	1
Losses	3	0	0	-	-	0	21	3	0	0.0	0	0
Ties	-	-	-	-	-	-	-	-	-	-	-	-

1972 DOLPHINS ONE OF THREE TO BOAST PAIR OF 1,000-YARD RUSHERS

The 1972 Miami Dolphins led the NFL by averaging an astounding 211.4 yards rushing per game that year. They were led by running backs Larry Csonka and Mercury Morris, who rushed for 1,117 and 1,000 yards, respectively. The '72 Dolphins are one of only three teams in NFL history to have two 1,000-yard rushers in the same season.

They are joined by the 1976 Pittsburgh Steelers (Franco Harris – 1,128; Rocky Bleier – 1,036) and the 1985 Cleveland Browns (Kevin Mack – 1,104; Earnest Byner – 1,002).

Fred Beasley

40 Fullback

Height/Weight6-0, 245
Born9/18/74
CollegeAuburn '98
Acquired.....UFA (S.F.), 2006
Signed Through2006
NFLNinth Season
Dolphins.....First Season



PRO CAREER

CAREER PRO BOWLS: 1 (2003)

CAREER TRANSACTIONS: Signed a one-year contract with the Dolphins as an unrestricted free agent from San Francisco on March 27, 2006 ... Originally was a sixth-round draft choice (180th overall) of the 49ers in 1998 ... Was re-signed by San Francisco to a four-year contract on March 13, 2002.

2005 – Played in nine games, including seven starts ... Was inactive for three contests, dressed but did not play in four others ... Did not have any rushing stats ... Caught two passes for 12 yards ... Sustained a neck injury at Chicago (11/13) and was inactive for the next three games ... Dressed but did not play in the final four games.

2004 – Played in 14 games, including 10 starts ... Rushed for 15 yards on nine carries, and had 10 receptions for 44 yards ... Was inactive for opener vs. Atlanta (9/12) with an ankle injury ... Had two catches for five yards vs. Miami (11/28) ... Was inactive for finale at New England (1/2/05) with a neck injury.

2003 – Started 11 of the 16 games in which he played and was selected to the first Pro Bowl of his career ... Rushed for 24 yards on 17 carries and had 19 receptions for 184 yards and a TD ... Integral part of a rushing attack that averaged 142.4 yards per game and 4.6-yards per attempt, figures which ranked fifth and seventh in the NFL, respectively ... Kevan Barlow rushed for 1,024 yards and six touchdowns on 201 carries, a 5.1-yard average ... Had three receptions for a season-high 46 yards vs. St. Louis (11/2) ... In the 49ers' next game, vs. Pittsburgh (11/17), hauled in a 28-yard TD pass from Tim Rattay in a 30-14 victory ... Following the season was a first-team All-Pro pick by Football Digest and a second-team choice by the Associated Press.

2002 – Opened 14 of the 16 regular season contests in which he appeared ... Rushed for 75 yards on 26 attempts and tallied 22 receptions for 152 yards and a score ... Had nine rush attempts on third-and-1 and converted a first down eight times ... Of his 26 rush attempts on the year, converted a first down 15 times, including 5 of 5 in a 23-20 overtime win at Oakland (11/3) and 4 of 5 the following week in a 17-13 victory over Kansas City (11/10) ... Behind the lead blocking of Beasley, the 49ers averaged 140.3 yards per outing, a figure which ranked third in the NFC and a sixth in the NFL ... As a team, they averaged 4.6 yards per rush attempt, also the sixth-best figure in the NFL ... Lone touchdown of the year came on a 25-yard reception from Jeff Garcia in the 49ers' 17-14 win at Arizona (12/21) ... Started both

FINS FACT

For the past six years, Fred has owned a 60-acre ranch in his hometown of Montgomery, Alabama, where he raises horses. Having grown up in the country, Fred has always been around horses, and got his first one when he was 13 years old. Playing football has taught him some valuable lessons that have carried over to raising horses, with one major thing in particular. "Patience," Fred says. "Some learn quicker and adapt better than others. You have to be disciplined, work with them and wait on them."

playoff games and totaled three yards rushing on three attempts and four receptions for 23 yards . . . Following the season, was a first-team All-Pro selection by Sports Illustrated and Football Digest, and a second-team choice by the Associated Press.

2001 – Appeared in 15 regular season games, including 14 starts . . . Had 73 yards rushing and a TD on 23 carries and caught 16 passes for 99 yards . . . Helped lead the way for a running game that ranked first in the NFC and second in the NFL in rushing offense, averaging 222.4 yards per game and a 4.4-yard average per carry . . . In addition, Garrison Hearst rushed for 1,206 yards on 252 carries, as he was voted to the Pro Bowl and was named NFL Comeback Player of the Year after becoming the first player in league history to rush for 1,000 yards after a two-year layoff . . . Amassed a season-high 23 yards rushing (3 atts.) at Indianapolis (11/25) . . . Lone touchdown of the year came on a three-yard run in the fourth quarter of a 35-0 win over Buffalo (12/2) . . . Was inactive for finale at New Orleans (1/6/02) . . . Saw action in First-Round Playoff game at Green Bay (1/13/02) in a reserve role . . . Did not have any stats.

2000 – Started all 15 games in which he appeared . . . Rushed for 147 yards and three touchdowns on 50 attempts and caught 31 passes for 233 yards and three scores . . . Primary lead blocker for a running game that averaged 4.3 yards per attempt and saw Charlie Garner compile 1,143 yards on the ground . . . Opened the season at Atlanta (9/3) by rushing for 10 yards and a TD on five attempts and catching three passes for 25 yards and a pair of scores . . . Hauled in a four-yard TD pass in the first quarter, scored on a one-yard run in the second quarter and had another four-yard TD catch in the third quarter . . . Both touchdown catches came from Jeff Garcia . . . Had a career-long 34-yard reception the following week vs. Carolina (9/10) in addition to a two-yard scoring run . . . Hauled in a 29-yard TD pass from Garcia the week afterwards vs. St. Louis (9/17), the longest TD reception of his career . . . Was inactive vs. Kansas City (11/12) with a left ankle injury sustained the previous week at New Orleans (11/5) . . . Had a one-yard TD run at San Diego (12/3) . . . Had a season-high 19 yards rushing (3 atts.) vs. New Orleans (12/10).

1999 – Opened 11 of the 13 games in which he played and put together the most productive offensive season of his career . . . Rushed for 276 yards and four touchdowns on 58 attempts . . . Tallied 32 receptions for 282 yards . . . Rushing total ranked second on the team while reception figure was sixth and second among the team's running backs . . . Also proved valuable as a blocker as San Francisco averaged 130.3 yards rushing per game and a 5.0-yard average per attempt, figure which ranked second and first in the NFL, respectively . . . Led the way for Charlie Garner, who was fifth in the NFC and eighth in the NFL with 1,229 yards rushing . . . Was inactive for each of the first three games of the season . . . First career touchdown came on a one-yard run vs. St. Louis (11/21) . . . Put together the only multiple-rushing touchdown game of his career vs. Atlanta (12/12) when he ran for 26 yards on eight carries, including scoring runs of two and one yards in the 49ers' 26-7 win . . . Only carry the following week at Carolina (12/18) was a career-long 44-yard TD run . . . Also put together career-high figures of six receptions and 66 receiving yards in the Panthers contest, totaling a career-best 110 total yards from scrimmage . . . Tallied career-high figures of 12 rush attempts and 65 rushing yards vs. Washington (12/26).

1998 – As a rookie, played in all 16 games regular season and both playoff contests in a reserve role . . . Did not have any rushing stats . . . Caught one pass for 11 yards . . . Registered four tackles and a forced fumble on special teams.

COLLEGE

Was a four-year letterman at Auburn (1994-97) . . . Split time between tailback and fullback, finishing his career with 1,241 yards rushing and 16 touchdowns on 282 attempts . . . Had a team-high seven rushing touchdowns as a senior in 1997 when he was voted as team captain . . . Had a 24-yard TD catch in SEC Championship game against Tennessee . . . Rushed for a career-best 428 yards on 94 carries his junior year, including a career-high 112 yards (18 atts.) against Ole Miss . . . Majored in psychology.

PERSONAL

Attended Robert E. Lee High School in Montgomery where he earned USA Today and Parade All-America accolades as a senior . . . Rushed for 3,894 yards and 62 touchdowns in his prep

career and was a two-time All-State performer . . . Also lettered in track where he was a three-time state and one-time AAU national decathlon champion . . . Full name is Frederick Jerome Beasley, born September 18, 1974 in Montgomery, Ala.

FRED BEASLEY'S NFL REGULAR SEASON STATISTICS

				RUSHING					RECEIVING				
YEAR	TEAM	GP	GS	ATT.	YDS.	AVG.	LG	TD	NO.	YDS.	AVG.	LG	TD
1998	San Francisco	16	0	0	0	0.0	—	0	1	11	11.0	11	0
1999	San Francisco	13	11	58	276	4.8	44t	4	32	282	8.8	24	0
2000	San Francisco	15	15	50	147	2.9	9	3	31	233	7.5	34	3
2001	San Francisco	15	14	23	73	3.2	16	1	16	99	6.2	15	0
2002	San Francisco	16	14	26	75	2.9	9	0	22	152	6.9	25t	1
2003	San Francisco	16	11	17	24	1.4	5	0	19	184	9.7	32	1
2004	San Francisco	14	10	9	15	1.7	4	0	10	44	4.4	9	0
2005	San Francisco	9	7	0	0	0.0	—	0	2	12	6.0	6	0
NFL TOTALS		114	82	183	610	3.3	44t	8	133	1017	7.6	34	5

FRED BEASLEY'S NFL PLAYOFF STATISTICS

				RUSHING					RECEIVING				
YEAR	TEAM	GP	GS	ATT.	YDS.	AVG.	LG	TD	NO.	YDS.	AVG.	LG	TD
1998	San Francisco	2	0	0	0	0.0	—	0	0	0	0.0	—	0
2001	San Francisco	1	0	0	0	0.0	—	0	0	0	0.0	—	0
2002	San Francisco	2	2	3	3	1.0	3	0	4	23	5.8	12	0
NFL TOTALS		5	2	3	3	1.0	3	0	4	23	5.8	12	0

ADDITIONAL STATS

Special Teams Tackles: 4 in 1998

Special Teams Forced Fumbles: 1 in 1998

Fumbles-Lost: 2-2 in 1999

SINGLE-GAME HIGHS

Most Rushing Yards:	65	vs. Washington, 12/26/99
	47	vs. Green Bay, 11/29/99
	44	at Carolina, 12/18/99
Most Rushing Attempts:	12	vs. Washington, 12/26/99
	8	vs. Green Bay, 11/29/99
	8	vs. Atlanta, 12/12/99
Most Rushing TDs:	2	vs. Atlanta, 12/12/99
Longest Runs:	44t	at Carolina, 12/18/99
	23	vs. Washington, 12/26/99
	19	vs. Green Bay, 11/29/99
Most Receptions:	6	at Carolina, 12/18/99
Most Receiving Yards:	4	four times (last: vs. St. Louis, 10/6/02)
	66	at Carolina, 12/18/99
	56	vs. Carolina, 9/10/00
Longest Receptions:	47	at St. Louis, 9/17/00
	34	vs. Carolina, 9/10/00
	32	at Baltimore, 11/30/03
Most Receiving TDs:	29t	at St. Louis, 9/17/00
	2	at Atlanta, 9/3/00
Most Total Yards from Scrimmage:	110	at Carolina, 12/18/99
	73	vs. Green Bay, 11/29/99
	71	vs. Washington, 12/26/99
Most Total TDs:	3	at Atlanta, 9/3/00

1998 GAME-BY-GAME STATISTICS (San Francisco)

DATE	OPPONENT	P/S	RUSHING				RECEIVING				W/L	SCORE
			ATT.	YDS.	LG	TD	NO.	YDS.	LG	TD		
9/6	N.Y. JETS	P	0	0	0	0	0	0	0	0	W	36-30
9/14	at Washington	P	0	0	0	0	0	0	0	0	W	45-10
9/27	ATLANTA	P	0	0	0	0	0	0	0	0	W	31-20
10/4	at Buffalo	P	0	0	0	0	0	0	0	0	L	21-26
10/11	at New Orleans	P	0	0	0	0	0	0	0	0	W	31-0
10/18	INDIANAPOLIS	P	0	0	0	0	0	0	0	0	W	34-31
10/25	at St. Louis	P	0	0	0	0	0	0	0	0	W	28-10
11/1	at Green Bay	P	0	0	0	0	0	0	0	0	L	22-36
11/8	CAROLINA	P	0	0	0	0	0	0	0	0	W	25-23
11/15	at Atlanta	P	0	0	0	0	0	0	0	0	L	19-31
11/22	NEW ORLEANS	P	0	0	0	0	1	11	11	0	W	31-20
11/30	N.Y. GIANTS	P	0	0	0	0	0	0	0	0	W	31-7
12/6	at Carolina	P	0	0	0	0	0	0	0	0	W	31-28
12/14	DETROIT	P	0	0	0	0	0	0	0	0	W	35-13
12/20	at New England	P	0	0	0	0	0	0	0	0	L	21-24
12/27	ST. LOUIS	P	0	0	0	0	0	0	0	0	W	38-19
1998 TOTALS			16-0	0	0	0	0	1	11	11	0	12-4

1999 GAME-BY-GAME STATISTICS (San Francisco)

DATE	OPPONENT	P/S	RUSHING				RECEIVING				W/L	SCORE
			ATT.	YDS.	LG	TD	NO.	YDS.	LG	TD		
9/12	at Jacksonville		INACTIVE								L	3-41
9/19	NEW ORLEANS		INACTIVE								W	28-21
9/27	at Arizona		INACTIVE								W	24-10
10/3	TENNESSEE	P	2	4	2	0	2	27	18	0	W	24-22
10/10	at St. Louis	S	2	4	3	0	1	9	9	0	L	20-42
10/17	CAROLINA	S	1	-3	-3	0	4	46	23	0	L	29-31
10/24	at Minnesota	S	5	20	14	0	1	4	4	0	L	16-40
11/7	PITTSBURGH	S	5	25	18	0	1	9	9	0	L	6-27
11/14	at New Orleans	S	6	26	12	0	2	19	12	0	L	6-24
11/21	ST. LOUIS	S	4	16	9	1	3	25	19	0	L	7-23
11/29	GREEN BAY	P	8	47	19	0	3	26	10	0	L	3-20
12/5	at Cincinnati	S	4	2	3	0	2	19	12	0	L	30-44
12/12	ATLANTA	S	8	26	10	2	3	14	9	0	W	26-7
12/18	at Carolina	S	1	44	44t	1	6	66	24	0	L	24-41
12/26	WASHINGTON	S	12	65	23	0	2	6	5	0	L	20-26
1/3/00	at Atlanta	S	0	0	-	0	2	12	7	0	L	29-34
1999 TOTALS			13-11	58	276	44t	4	32	282	24	0	4-12

2000 GAME-BY-GAME STATISTICS (San Francisco)

DATE	OPPONENT	P/S	RUSHING				RECEIVING				W/L	SCORE
			ATT.	YDS.	LG	TD	NO.	YDS.	LG	TD		
9/3	at Atlanta	S	5	10	3	1	3	25	17	2	L	28-36
9/10	CAROLINA	S	4	2	2t	1	3	56	34	0	L	22-38
9/17	at St. Louis	S	3	10	5	0	4	47	29t	1	L	24-41
9/24	at Dallas	S	4	11	6	0	1	1	1	0	W	41-24
10/1	ARIZONA	S	5	17	6	0	3	8	6	0	W	27-20
10/8	OAKLAND	S	3	1	1	0	2	15	11	0	L	28-34
10/15	at Green Bay	S	1	5	5	0	3	14	8	0	L	28-31
10/22	at Carolina	S	3	7	5	0	4	32	11	0	L	16-34
10/29	ST. LOUIS	S	3	11	6	0	2	14	14	0	L	24-34
11/5	at New Orleans	S	2	11	9	0	0	0	-	0	L	15-31
11/12	KANSAS CITY		INACTIVE								W	21-7
11/19	ATLANTA	S	3	9	3	0	0	0	-	0	W	16-6
12/3	at San Diego	S	5	16	8	1	1	-4	-4	0	W	45-17
12/10	NEW ORLEANS	S	3	19	8	0	3	15	6	0	L	27-31
12/17	CHICAGO	S	3	9	6	0	1	2	2	0	W	17-0
12/23	at Denver	S	3	9	7	0	1	8	8	0	L	9-38
2000 TOTALS			15-15	50	147	9	3	31	233	34	3	6-10

2001 GAME-BY-GAME STATISTICS (San Francisco)

DATE	OPPONENT	P/S	RUSHING				RECEIVING				W/L	SCORE
			ATT.	YDS.	LG	TD	NO.	YDS.	LG	TD		
9/9	ATLANTA	S	3	7	5	0	0	0	-	0	W	16-13
9/23	ST. LOUIS	P	0	0	-	0	1	1	1	0	L	26-30
10/1	at N.Y. Jets	S	3	10	7	0	0	0	-	0	W	19-17
10/7	CAROLINA	S	0	0	-	0	2	12	9	0	W	24-14
10/14	at Atlanta	S	1	1	1	0	2	20	15	0	W	37-31
10/28	at Chicago	S	1	2	2	0	1	6	6	0	L	31-37
11/4	DETROIT	S	1	3	3	0	2	12	7	0	W	21-13
11/11	at New Orleans	S	0	0	-	0	2	11	6	0	W	28-27
11/18	at Carolina	S	1	9	9	0	3	18	13	0	W	25-22
11/25	at Indianapolis	S	3	23	16	0	0	0	-	0	W	40-21
12/2	BUFFALO	S	4	8	3	1	0	0	-	0	W	35-0
12/9	at St. Louis	S	2	8	7	0	1	9	9	0	L	14-27
12/16	MIAMI	P	3	1	1	0	1	9	9	0	W	21-0
12/22	PHILADELPHIA	S	1	1	1	0	1	1	1	0	W	13-3
12/30	at Dallas	P	0	0	-	0	0	0	-	0	L	21-27
1/6/02	at New Orleans		DID NOT PLAY								W	38-0
1/13/02	at Green Bay#	P	0	0	-	0	0	0	-	0	L	15-25
2001 TOTALS		15-12	23	73	16	1	16	99	15	0	12-4	
PLAYOFF TOTALS		1-0	0	0	-	0	0	0	-	0	0-1	

2002 GAME-BY-GAME STATISTICS (San Francisco)

DATE	OPPONENT	P/S	RUSHING				RECEIVING				W/L	SCORE
			ATT.	YDS.	LG	TD	NO.	YDS.	LG	TD		
9/5	at N.Y. Giants	P	1	9	9	0	1	0	0	0	W	16-13
9/15	DENVER	P	3	6	3	0	3	18	12	0	L	14-24
9/22	WASHINGTON	S	0	0	-	0	0	0	-	0	W	20-10
10/6	ST. LOUIS	S	0	0	-	0	1	4	4	0	W	37-13
10/14	at Seattle	S	2	4	3	0	1	1	1	0	W	28-21
10/20	at New Orleans	S	1	2	2	0	3	16	7	0	L	27-35
10/27	ARIZONA	S	1	5	5	0	0	0	-	0	W	38-28
11/3	at Oakland	S	5	10	4	0	0	0	-	0	W	23-20
11/10	KANSAS CITY	S	5	21	6	0	3	16	9	0	W	17-13
11/17	at San Diego	S	2	0	1	0	1	1	1	0	L	17-20
11/25	PHILADELPHIA	S	0	0	-	0	1	15	15	0	L	17-38
12/1	SEATTLE	S	1	2	2	0	1	1	1	0	W	31-24
12/8	at Dallas	S	0	0	-	0	3	28	14	0	W	31-27
12/15	GREEN BAY	S	0	0	-	0	1	8	8	0	L	14-20
12/21	at Arizona	S	4	13	4	0	1	25	25t	1	W	17-14
12/30	at St. Louis	S	1	3	3	0	2	19	10	0	L	21-30
1/5/03	N.Y. GIANTS#	S	3	3	3	0	2	8	5	0	W	39-38
1/13/03	at Tampa Bay#	S	0	0	-	0	2	15	12	0	L	6-31
2002 TOTALS		16-14	26	75	9	0	22	152	25t	1	10-6	
PLAYOFF TOTALS		2-2	3	3	3	0	4	23	12	0	1-1	

2003 GAME-BY-GAME STATISTICS (San Francisco)

DATE	OPPONENT	P/S	RUSHING				RECEIVING				W/L	SCORE
			ATT.	YDS.	LG	TD	NO.	YDS.	LG	TD		
9/7	CHICAGO	P	2	0	0	0	2	17	9	0	W	49-7
9/14	at St. Louis	S	2	0	3	0	0	0	-	0	L	24-27
9/21	CLEVELAND	S	2	0	0	0	1	5	5	0	L	12-13
9/28	at Minnesota	S	0	0	0	0	2	6	6	0	L	7-35
10/5	DETROIT	P	1	0	0	0	0	0	-	0	W	24-17
10/12	at Seattle	S	0	0	-	0	0	0	-	0	L	19-20
10/19	TAMPA BAY	P	1	3	3	0	0	0	-	0	W	24-7
10/26	at Arizona	S	0	0	-	0	1	17	17	0	L	13-16
11/2	ST. LOUIS	P	1	5	5	0	3	46	23	0	W	30-10
11/17	PITTSBURGH	S	2	6	3	0	2	28	28t	1	W	30-14
11/23	at Green Bay	S	0	0	-	0	0	0	-	0	L	10-20
11/30	at Baltimore	S	2	2	2	0	3	42	32	0	L	6-44
12/7	ARIZONA	S	2	2	2	0	1	7	7	0	W	50-14
12/14	at Cincinnati	S	1	2	2	0	1	3	3	0	L	38-41

2003 GAME-BY-GAME STATISTICS (San Francisco)

DATE	OPPONENT	P/S	RUSHING				RECEIVING				W/L	SCORE
			ATT.	YDS.	LG	TD	NO.	YDS.	LG	TD		
12/21	at Philadelphia	S	0	0	-	0	2	11	7	0	W	31-28
12/27	SEATTLE	P	1	4	4	0	1	2	2	0	L	17-24
2003 TOTALS			16-11	17	24	5	0	19	184	32	1	7-9

2004 GAME-BY-GAME STATISTICS (San Francisco)

DATE	OPPONENT	P/S	RUSHING				RECEIVING				W/L	SCORE
			ATT.	YDS.	LG	TD	NO.	YDS.	LG	TD		
9/12	ATLANTA		INACTIVE								L	19-21
9/19	at New Orleans	S	0	0	-	0	1	7	7	0	L	27-30
9/26	at Seattle	S	0	0	-	0	0	0	-	0	L	0-34
10/3	ST. LOUIS	S	1	4	4	0	0	0	-	0	L	14-24
10/10	ARIZONA	S	0	0	-	0	0	0	-	0	W	31-28
10/17	at N.Y. Jets	S	3	7	4	0	1	9	9	0	L	14-22
10/31	at Chicago	P	3	1	3	0	2	-1	3	0	L	13-23
11/7	SEATTLE	S	1	1	1	0	2	8	5	0	L	27-42
11/14	CAROLINA	P	0	0	-	0	1	8	8	0	L	27-37
11/21	at Tampa Bay	S	0	0	-	0	0	0	-	0	L	3-35
11/28	MIAMI	S	1	2	2	0	2	5	3	0	L	17-24
12/5	at St. Louis	P	0	0	-	0	1	8	8	0	L	6-16
12/12	at Arizona	P	0	0	-	0	0	0	-	0	W	31-28
12/18	WASHINGTON	S	0	0	-	0	0	0	-	0	L	16-26
12/25	BUFFALO	S	0	0	-	0	0	0	-	0	L	7-41
1/2/05	at New England		INACTIVE								L	7-21
2004 TOTALS			14-10	9	15	4	0	10	44	9	0	2-14

2005 GAME-BY-GAME STATISTICS (San Francisco)

DATE	OPPONENT	P/S	RUSHING				RECEIVING				W/L	SCORE
			ATT.	YDS.	LG	TD	NO.	YDS.	LG	TD		
9/11	ST. LOUIS	S	0	0	-	0	0	0	-	0	W	28-25
9/18	at Philadelphia	S	0	0	-	0	0	0	-	0	L	3-42
9/25	DALLAS	P	0	0	-	0	0	0	-	0	L	31-34
10/2	at Arizona	S	0	0	-	0	1	6	6	0	L	14-31
10/9	INDIANAPOLIS	S	0	0	-	0	1	6	6	0	L	3-28
10/23	at Washington	S	0	0	-	0	0	0	-	0	L	17-52
10/30	TAMPA BAY	S	0	0	-	0	0	0	-	0	W	15-10
11/6	N.Y. GIANTS	P	0	0	-	0	0	0	-	0	L	6-24
11/13	at Chicago	S	0	0	-	0	0	0	-	0	L	9-17
11/20	SEATTLE		INACTIVE								L	25-27
11/27	at Tennessee		INACTIVE								L	22-33
12/4	ARIZONA		INACTIVE								L	10-17
12/11	at Seattle		DID NOT PLAY								L	3-41
12/18	at Jacksonville		DID NOT PLAY								L	9-10
12/24	at St. Louis		DID NOT PLAY								W	24-20
1/1/06	HOUSTON		DID NOT PLAY								W	20-17
2005 TOTALS			9-7	0	0	-	0	2	12	0	0	4-12

FRED BEASLEY'S RUSHING BREAKDOWN

	2005						CAREER					
	G	NO	YDS	AVG	LG	TD	G	NO	YDS	AVG	LG	TD
Buffalo	-	-	-	-	-	-	3	4	8	2.0	3	1
Miami	-	-	-	-	-	-	2	4	3	0.8	2	0
New England	-	-	-	-	-	-	1	0	0	-	-	0
N.Y. Jets	-	-	-	-	-	-	3	6	17	2.8	7	0
AFC East	-	-	-	-	-	-	9	14	28	2.0	7	1
Baltimore	-	-	-	-	-	-	1	2	2	1.0	1	0
Cincinnati	-	-	-	-	-	-	2	5	4	0.8	3	0
Cleveland	-	-	-	-	-	-	1	2	0	0.0	0	0
Pittsburgh	-	-	-	-	-	-	2	7	31	4.4	18	0
AFC North	-	-	-	-	-	-	6	16	37	2.3	18	0

FRED BEASLEY'S RUSHING BREAKDOWN

	2005						CAREER					
	G	NO	YDS	AVG	LG	TD	G	NO	YDS	AVG	LG	TD
Houston	-	-	-	-	-	-	-	-	-	-	-	-
Indianapolis	1	0	0	-	-	0	3	3	23	7.7	16	0
Jacksonville	-	-	-	-	-	-	-	-	-	-	-	-
Tennessee	-	-	-	-	-	-	1	2	4	2.0	2	0
AFC South	1	0	0	-	-	0	4	5	27	5.4	16	0
Denver	-	-	-	-	-	-	2	6	15	2.5	7	0
Kansas City	-	-	-	-	-	-	1	5	21	4.2	6	0
Oakland	-	-	-	-	-	-	2	8	11	1.4	4	0
San Diego	-	-	-	-	-	-	2	7	16	2.3	8	1
AFC West	-	-	-	-	-	-	7	26	63	2.4	8	1
AFC Total	1	0	0	-	-	0	26	61	155	3.7	18	2
Dallas	1	0	0	-	-	0	4	4	11	2.8	6	0
N.Y. Giants	1	0	0	-	-	0	3	1	9	9.0	9	0
Philadelphia	1	0	0	-	-	0	4	1	1	1.1	1	0
Washington	1	0	0	-	-	0	5	12	65	5.4	23	0
NFC East	4	0	0	-	-	0	16	18	86	4.8	23	0
Chicago	1	0	0	-	-	0	5	9	12	1.3	6	0
Detroit	-	-	-	-	-	-	3	2	3	1.5	3	0
Green Bay	-	-	-	-	-	-	5	9	52	5.8	19	0
Minnesota	-	-	-	-	-	-	2	5	20	4.0	14	0
NFC North	1	0	0	-	-	0	15	25	87	3.5	19	0
Atlanta	-	-	-	-	-	-	8	20	53	2.7	10	3
Carolina	-	-	-	-	-	-	9	10	59	5.9	44	2
New Orleans	-	-	-	-	-	-	8	12	58	4.8	12	0
Tampa Bay	1	0	0	-	-	0	3	1	3	3.0	3	0
NFC South	1	0	0	-	-	0	28	43	173	4.1	44	5
Arizona	1	0	0	-	-	0	8	12	37	3.1	6	0
St. Louis	1	0	0	-	-	0	15	19	61	3.2	9	1
San Francisco	-	-	-	-	-	-	-	-	-	-	-	-
Seattle	-	-	-	-	-	-	6	5	11	2.2	4	0
NFC West	2	0	0	-	-	0	29	36	109	3.1	9	1
NFC Total	8	0	0	-	-	0	88	122	455	3.7	44	6
Home	5	0	0	-	-	0	58	101	329	3.3	23	5
Road	4	0	0	-	-	0	56	82	281	3.4	44	3
1st Down	9	0	0	-	-	0	114	76	293	3.9	23	1
2nd Down	9	0	0	-	-	0	114	57	136	2.4	13	5
3rd Down	9	0	0	-	-	0	114	45	175	3.9	44	2
4th Down	9	0	0	-	-	0	114	5	6	1.2	3	0
1st Half	9	0	0	-	-	0	114	95	319	3.4	23	4
2nd Half/OT	9	0	0	-	-	0	114	88	291	3.3	44	4
Grass	9	0	0	-	-	0	85	135	466	3.5	44	7
Turf	-	-	-	-	-	-	29	48	144	3.0	16	1
Aug./Sept.	3	0	0	-	-	0	21	29	55	1.9	9	2
October	4	0	0	-	-	0	33	43	105	2.4	14	0
November	2	0	0	-	-	0	29	52	216	4.2	19	1
Dec./Jan.	-	-	-	-	-	-	31	59	234	4.0	44	5
Games 1-8	8	0	0	-	-	0	60	81	188	2.3	18	2
Games 9-16	1	0	0	-	-	0	54	102	422	4.1	44	6
Wins	2	0	0	-	-	0	51	78	235	3.0	16	4
Losses	7	0	-	-	-	0	63	105	375	3.6	44	4

FRED BEASLEY'S RECEIVING BREAKDOWN

	2005						CAREER					
	G	NO	YDS	AVG	LG	TD	G	NO	YDS	AVG	LG	TD
Buffalo	-	-	-	-	-	-	3	-	-	-	-	-
Miami	-	-	-	-	-	-	2	3	14	4.7	9	0
New England	-	-	-	-	-	-	1	-	-	-	-	-
N.Y. Jets	-	-	-	-	-	-	3	1	9	9.0	9	0
AFC East	-	-	-	-	-	-	9	4	23	5.8	9	0

FRED BEASLEY'S RECEIVING BREAKDOWN

	2005						CAREER					
	G	NO	YDS	AVG	LG	TD	G	NO	YDS	AVG	LG	TD
Baltimore	-	-	-	-	-	-	1	3	42	14.0	32	0
Cincinnati	-	-	-	-	-	-	2	3	22	7.3	12	0
Cleveland	-	-	-	-	-	-	1	1	5	5.0	5	0
Pittsburgh	-	-	-	-	-	-	2	3	37	12.3	28	1
AFC Central	-	-	-	-	-	-	6	10	106	10.6	32	1
Houston	-	-	-	-	-	-	-	-	-	-	-	-
Indianapolis	1	1	6	6.0	6	0	3	1	6	6.0	6	0
Jacksonville	-	-	-	-	-	-	-	-	-	-	-	-
Tennessee	-	-	-	-	-	-	1	2	27	13.5	18	0
AFC South	1	1	6	6.0	6	0	4	3	33	11.0	18	0
Denver	-	-	-	-	-	-	2	4	26	6.5	12	0
Kansas City	-	-	-	-	-	-	1	3	16	5.3	9	0
Oakland	-	-	-	-	-	-	2	2	15	7.5	11	0
San Diego	-	-	-	-	-	-	2	2	-3	-1.5	1	0
AFC West	-	-	-	-	-	-	7	11	54	4.9	12	0
AFC Total	1	1	6	6.0	6	0	26	28	216	7.7	32	1
Dallas	1	0	0	-	-	0	4	4	29	7.3	14	0
N.Y. Giants	1	0	0	-	-	0	3	1	0	0.0	0	0
Philadelphia	1	0	0	-	-	0	4	4	27	6.8	15	0
Washington	1	0	0	-	-	0	5	2	6	3.0	5	0
NFC East	4	0	0	-	-	0	16	11	62	5.6	15	0
Chicago	1	0	0	-	-	0	5	6	24	4.0	9	0
Detroit	-	-	-	-	-	-	3	2	12	6.0	7	0
Green Bay	-	-	-	-	-	-	5	7	48	6.9	10	0
Minnesota	-	-	-	-	-	-	2	3	10	3.3	6	0
NFC Central	1	0	0	-	-	0	15	18	94	5.2	10	0
Atlanta	-	-	-	-	-	-	8	10	71	7.1	17	2
Carolina	-	-	-	-	-	-	9	23	238	10.3	34	0
New Orleans	-	-	-	-	-	-	8	12	79	6.6	12	0
Tampa Bay	1	0	0	-	-	0	3	-	-	-	-	-
NFC South	1	0	0	-	-	0	28	45	388	8.6	34	2
Arizona	1	1	6	6.0	6	0	8	7	63	9.0	25	1
St. Louis	1	0	0	-	-	0	15	19	182	9.6	29	1
San Francisco	-	-	-	-	-	-	-	-	-	-	-	-
Seattle	-	-	-	-	-	-	6	5	12	2.4	5	0
NFC West	2	1	6	6.0	6	0	29	31	257	8.3	29	2
NFC Total	8	1	6	6.0	6	0	88	105	801	7.6	34	4
Home	5	1	6	6.0	6	0	58	67	503	7.5	34	1
Road	4	1	6	6.0	6	0	56	66	514	7.8	32	4
1st Down	9	2	12	6.0	6	0	114	62	500	8.1	34	3
2nd Down	9	-	-	-	-	-	114	43	331	7.7	25	2
3rd Down	9	-	-	-	-	-	114	27	183	6.8	18	0
4th Down	9	-	-	-	-	-	114	1	3	3.0	3	0
1st Half	9	1	6	6.0	6	0	114	65	510	7.8	32	3
2nd Half/OT	9	1	6	6.0	6	0	114	68	507	7.5	34	2
Grass	9	2	12	6.0	6	0	85	96	705	7.3	34	2
Turf	-	-	-	-	-	-	29	37	312	8.4	32	3
Aug./Sept.	3	-	-	-	-	-	21	22	183	8.3	34	3
October	4	2	12	6.0	6	0	33	39	276	7.1	23	0
November	2	-	-	-	-	-	29	34	289	8.5	32	1
Dec./Jan.	-	-	-	-	-	-	31	38	269	7.1	25	1
Games 1-8	8	2	12	6.0	6	0	60	66	485	7.3	34	3
Games 9-16	1	0	0	-	-	0	54	67	532	7.9	32	2
Wins	2	-	-	-	-	-	51	46	326	7.1	28	2
Losses	7	2	12	6.0	6	0	63	87	691	7.9	34	3


RECORD WHEN LEADING PLAYOFF GAMES

Of the 39 playoff games in the history of the Dolphins, Miami has led at the half on 15 occasions and in those 15 games, the Dolphins are 11-4. In all playoff games, Miami is 20-19.

Yeremiah Bell

37 Safety

Height/Weight6-0, 200
 Born3/3/78
 CollegeEastern Kentucky '03
 AcquiredD6c, 2003
 Signed Through2006
 NFLThird Season
 DolphinsThird Season



PRO CAREER

CAREER TRANSACTIONS: Was the third of three sixth-round draft choices by the Dolphins in 2003, with a compensatory pick from the NFL as a result of net free agent losses from 2002.

2005 – Played in all 16 games in a reserve role . . . On defense, where he played primarily in dime packages, registered 21 tackles, three sacks, an interception, four passes defended, a fumble recovery and a forced fumble . . .

Finished second on the squad with 14 stops on special teams, where he also recovered a fumble . . . First sack of NFL career occurred at Tampa Bay (10/16), when he dropped Bucs QB Chris Simms for a four-yard loss . . . Initial interception of NFL career came vs. New England (11/13) when he picked off a Tom Brady pass in the fourth quarter, leading to a Dolphins touchdown six plays later . . . Recorded a season-high five tackles in win at San Diego (12/11), when he also made what was perhaps his biggest play of the year . . . With the Dolphins holding a 20-14 lead over the Chargers with just more than two minutes to play, stripped the ball from Drew Brees with San Diego at their own 36 . . . Kevin Carter recovered the loose ball, leading to a Dolphins field goal seven plays afterward, which proved to be the margin of victory in the 23-21 decision . . . Was credited with a fumble recovery on an errant snap from field goal formation vs. N.Y. Jets (12/18) . . . Also knocked down a Brooks Bollinger pass attempt on fourth-and-five from the Dolphins' 14 with less than a minute to play, preserving Miami's 24-20 victory . . . Had a season-high three special teams tackles vs. Kansas City (10/21) and vs. N.Y. Jets (12/18) . . . Recovered an Allen Rossum fumbled punt vs. Atlanta (11/6), resulting in a Dolphins field goal four plays afterward . . . Downed a Donnie Jones punt at the Raiders' 2 at Oakland (11/27) . . .

SACK TOTAL AMONG DOLPHINS DEFENSIVE BACKS: Bell's three sacks in 2005 not only ranked fifth on the team in 2005, but it tied for the most ever in a season among Dolphins defensive backs, along with Liffort Hobley (1990) and Jerry Wilson (1999) . . . In addition, along with Reggie Howard (2), Lance Schulters (2) and Tebucky Jones (2), it was the first time in team history that four defensive backs each registered a minimum of two sacks in a season:

MOST SACKS BY A DOLPHINS DEFENSIVE BACK IN A SEASON

PLAYER	YEAR	NO.	PLAYER	YEAR	NO.
1. YEREMIAH BELL	2005	3.0	4. Reggie Howard	2005	2.0
Liffort Hobley	1990	3.0	Lance Schulters	2005	2.0
Jerry Wilson	1999	3.0	Tebucky Jones	2005	2.0
			Eight other players		2.0

FINS FACT

After graduating from high school, Yeremiah went to work at a Kentucky steel mill, where he earned \$8 an hour bending liner pieces that are put in tunnels. "I actually liked it," Bell said. "The hardest thing was stacking them. The heaviest pieces were like 75 pounds." At age 20, after two years working in the mill, Bell decided to walk-on at Eastern Kentucky, where he eventually earned a full scholarship.

2004 – Played in 13 games, all in a reserve role . . . Collected five tackles and a pass defended on defense, and five more tackles on special teams . . . Made his NFL debut in opener vs. Tennessee (9/11) . . . Sustained a right distal fibula fracture in game at Denver (12/12) and was placed on injured reserve the following day . . . Underwent surgery to stabilize the fracture on December 15 . . . In preseason, ranked second on the squad with 22 tackles.

2003 – Was waived on August 31 and signed to the practice squad a day later . . . Spent the first four games of the season there before being placed on the practice squad/injured list with a right foot injury on October 7.

COLLEGE

Was a three-year letterman (1999-2001) at Eastern Kentucky . . . Missed his senior season after sustaining a knee injury in a pickup basketball game prior to the season . . . In his three-year career, appeared in 32 games . . . Amassed 258 tackles, nine interceptions (including one for a touchdown), four fumble recoveries, seven forced fumbles, 31 passes defended and three blocked kicks . . . Started ten games as a junior in 2001 . . . Led team with 86 tackles (61 solo) and six interceptions . . . Added three tackles for loss, one sack, 15 passes defended, a fumble recovery and two forced fumbles . . . Also blocked two kicks and returned a punt for 24 yards . . . Earned recognition as a first-team Division I-AA All-American by the Associated Press and the American Football Coaches Association . . . Was a finalist for the Buck Buchanan Award, signifying I-AA football's top defensive player . . . Also was named first-team All-Ohio Valley Conference, OVC Defensive Player of the Year and made the ECU Winners Club on both defense and special teams . . . He was selected player of the year among defensive backs and chosen ECU's Most Valuable Player on defense . . . Led team as sophomore with 110 tackles (63 solo) and added two interceptions and a fumble recovery . . . Was selected by the ECU coaching staff as the school's Defensive MVP . . . Won the 1999 ECU team award for Defensive Back of the Year as a freshman . . . Majored in physical education.

PERSONAL

Single . . . Has a daughter, Yamia (7/23/00), and a son, Brayden (12/15/03) . . . Graduated from George Rogers Clark High School in Winchester, Ky . . . Also lettered in basketball . . . Has participated in the Dolphins' annual turkey giveaway . . . Growing up, the Chicago Bulls were his favorite sports team and Michael Jordan was his favorite athlete . . . Lists "Remember the Titans" as favorite movie, "My Wife and Kids" as favorite television show and DMX as favorite recording artist . . . Full name is Jeremiah Neavius Bell, born March 3, 1978 in Winchester, Ky.

YEREMIAH BELL'S NFL REGULAR SEASON STATISTICS

YEAR TEAM	GP	GS	TACKLES					INTERCEPTIONS					FUMBLES		
			TOT	SOLO	ASST	SK	YDS	NO	YDS	LG	TD	PD	FF	FR	YDS
2004 Miami	13	0	5	4	1	0	0	0	0	—	0	1	0	0	0
2005 Miami	16	0	21	13	8	3	53	1	0	0	0	4	1	1	0
NFL TOTALS	29	0	26	17	9	3	53	1	0	0	0	5	1	1	0

ADDITIONAL STATS

Special Teams Tackles: 5 in 2004, 14 in 2005 for 19

Special Teams Fumble Recoveries: 1 for 12 yards in 2005

DOLPHINS RECORD IN CLOSE GAMES

The Dolphins owned a 4-0 record in 2005 in games decided by three points or less and a 5-3 mark in games decided by seven points or less. In games decided by three points or less, Miami is 73-54-4 (.573) since the team's inception in 1966. Miami's record in games decided by seven or fewer points is 134-114-4 (.540).

Joe Berger

65 Guard

Height/Weight6-5, 315
 Born5/25/82
 College.....Michigan Tech '05
 Acquired.....FA, 2005
 Signed Through2006
 NFLSecond Season
 DolphinsSecond Season



PRO CAREER

CAREER TRANSACTIONS: Signed by the Dolphins off Carolina's practice squad on September 7, 2005 . . . Second of two sixth-round draft choices (207th overall) by the Panthers in 2005, with a compensatory pick from the NFL for net free agent losses from 2004 . . . Was waived by Carolina on September 3 and then signed to the team's practice squad two days later.

2005 – Played in three games, all in a reserve role in his rookie season with the Dolphins . . . Was inactive for 12 contests, including each of the first 11 . . . Dressed but did not play vs. Buffalo (12/4) . . . Saw action in each of the final three games of the year . . . Played as a reserve in each of Carolina's four preseason games.

COLLEGE

Had a four-year collegiate career at Michigan Tech (2001-04), where he started a total of 28 games at the right tackle spot over the last three seasons . . . Was a first-team All-Great Lakes Intercollegiate Athletic Conference pick each of his final two years as well as the Conference's Offensive Lineman of the Year . . . Following his senior season, played in the Division II All-Star Cactus Bowl where he earned the Jim Langer Award as the top offensive lineman . . . Opened three games at left tackle as a freshman in 2001 . . . Redshirted in 2000 . . . Earned degree in mechanical engineering.

FINS FACT

Joe was just the third player from Michigan Tech ever drafted into the NFL, joining RB Jim Van Wagner (San Francisco, 7th round in 1977) and QB Dave Walter (Giants, 11th round in 1987). In fact, he walked on at Michigan Tech, a school known more for its engineering program than its football program. Joe earned his degree in mechanical engineering in December, 2004, following his senior season of football. By January of 2005, he was offered a job with the Gentex Corporation. He politely decided to turn down the offer after being invited to the NFL Scouting Combine the following month. "I just told them I was a little busy right now," Berger says. "I loved it," he says referring to his mechanical engineering background. "I would enjoy it as a career and I can see myself someday getting into it at some level."

PERSONAL

Married (Abigail) . . . Attended Newaygo (Mich.) High School . . . Was an All-Western Waterways Activities Conference selection as a senior . . . Played two seasons of football during which time he totaled 238 tackles and an interception . . . In his final prep season, also served as team captain and was an Academic All-State honorable mention selection . . . Has participated in the team's Fishing Tournament which benefits the Miami Dolphins Foundation . . . Also has donated time and money to help buy toys during the holidays for children that are part of "Big Mama's Team of Life" . . . Full name is Joseph David Berger, born May 25, 1982.


JOE BERGER'S NFL REGULAR SEASON STATISTICS

GAMES/STARTS: 2005: 3/0

Marty Booker

86 Wide Receiver

Height/Weight6-0, 210
 Born7/31/76
 College.....Louisiana-Monroe '99
 Acquired.....T (Chi.), 2004
 Signed Through2008
 NFLEighth Season
 DolphinsThird Season



PRO CAREER

CAREER PRO BOWLS: 1 (2002)

CAREER TRANSACTIONS: Was acquired by the Dolphins from Chicago on August 23, 2004 along with a 2005 third-round draft choice in exchange for DE Adewale Ogunleye . . . Originally was a third-round draft choice (78th overall) of the Bears in 1999.

2005 – Started 12 of the 15 games in which he played, was inactive for one contest . . . The three games he did not start occurred when Dolphins opened with two tight ends . . . Caught 39 passes for 686 yards and three touchdowns . . . Reception total ranked third on the team while yardage figure was second . . . Average per catch of 17.6 was the best on the team among players with more than five receptions and also marked a personal best . . . It also was the best figure by a Dolphin since 2002 when James McKnight put together an 18.2 mark (29-528) . . . Accounted for a pair of 100-yard receiving games on the year, including opener vs. Denver (9/11) when he hauled in five passes for 104 yards . . . Included in that total was a 60-yard TD reception from Gus Frerotte, the second-longest pass play by the Dolphins in '05, his fourth career catch of 60 yards or longer and his longest since he had a 61-yard TD catch on December 7, 2003 at Green Bay as a member of the Chicago Bears . . . Had five catches for 102 yards vs. New England (11/13), marking the first time since 2002 that he had two or more 100-yard receiving games in the same season . . . Was held without a catch at Cleveland (11/20), snapping his streak of 82 straight games with a reception . . . Prior to that, the last time he did not have a catch was on September 10, 2000 at Tampa Bay as a member of the Chicago Bears . . . Was inactive two weeks later vs. Buffalo (12/4) with a calf injury . . . Returned to action the following week at San Diego (12/11) and responded with three receptions for 78 yards . . . Included in that total was a key 56-yard catch on third-and-9 in the fourth quarter which put the Dolphins at the Chargers' 9 . . . Had two receptions for 56 yards the following week vs. N.Y. Jets (12/18) when he grabbed a 50-yard TD catch from Sage Rosenfels 4:05 into the fourth quarter, which broke a 17-17 tie as the Dolphins held on for a 24-20 victory . . . Concluded the season at New England (1/1/06) by catching a season and team-high seven

FINS FACT

An outstanding high school quarterback, Marty first started his collegiate career as that position before switching to wide receiver. His old position is one that he feels is constantly under too much scrutiny. "Once I got to college, I played a couple of years there as a quarterback and got to see all the stress and the pressure and the blame the quarterback takes. I didn't know if I can handle that pressure and everything that the quarterback faces, so I decided to move on." He still enjoys throwing the ball from time to time, though, and has completed three passes in his NFL career, two of which have gone for touchdowns.

passes, totaling 86 yards ... Hauled in a 15-yard TD pass from Frerotte in fourth quarter, giving the Dolphins a 25-13 lead in their 28-26 victory ...

50-YARD RECEPTIONS: Booker tallied four receptions for 50 yards or longer in 2005 ... This total tied for the most in Dolphins history and was the fourth-highest figure in the NFL on the year:

MOST RECEPTIONS OF 50-PLUS YARDS IN A SEASON

DOLPHINS HISTORY

NFL IN 2005

PLAYER	YEAR	NO.	PLAYER	TEAM	NO.
1. MARTY BOOKER	2005	4	1. Terry Glenn	Dallas	5
Mark Duper	1984	4	Santana Moss	Washington	5
Mark Duper	1985	4	Steve Smith	Carolina	5
			4. MARTY BOOKER	MIAMI	4

2004 – Started all 15 games in which he appeared in his first season with the Dolphins after being acquired in a trade from Chicago following the second preseason game ... Finished third on the team with 50 receptions for 638 yards and a touchdown ... Also completed his only pass attempt, which went for 48 yards ... Had a reception in every game that he played for the fourth year in a row ... Turned in his most productive receiving day of the season at New England (10/10) when he hauled in seven passes for 123 yards ... His entire receiving total came in the second half as he became the first Dolphin to account for 100 yards receiving in a half since December 15, 2002 when Chris Chambers had 117 yards in the first half against Oakland ... Tossed a 48-yard completion to Chambers vs. St. Louis (10/24) for the third completion of his career and his longest ... That led to a Sammy Morris eight-yard TD run on the next play from scrimmage for the Dolphins' first score of a game they went on to win, 31-14, as they earned their initial victory of the season ... Was inactive for finale at Baltimore (1/2/05) with an ankle injury.

2003 – Started all 13 games in which he played and was the Bears' leading receiver for the third straight year as he caught 52 passes for 715 yards and four touchdowns ... Was inactive for games at Seattle (10/19), vs. Detroit (10/26) and vs. San Diego (11/2) with an ankle injury ... Compiled the seventh 100-yard receiving game of his career as he totaled 115 yards on five receptions, including a 61-yard TD catch, at Green Bay (12/7), when he tied Neal Anderson for fifth on Chicago's all-time receiving list with 302 ... Caught six passes for 92 yards in finale at Kansas City (12/28) as he set a Bears record for consecutive games with a reception (58) ...

AMONG CHICAGO'S ALL-TIME LEADING RECEIVERS: Booker concluded his Chicago career with 315 receptions for 3,684 yards and 23 touchdowns ... He ranks fifth on the team's all-time chart for receptions and sixth for receiving yards ... His reception total was the most by any Bear in his first five years with the club while his yardage figure was third during this same time span.

2002 – Earned the first Pro Bowl berth of his career as he accumulated 97 receptions for 1,189 yards and six touchdowns ... Became the first Bears wide receiver to earn Pro Bowl status since Dick Gordon in 1972 ... Reception total was second in team history, trailing only his 100 catches from 2001, while his yardage total was the fourth-best single-season figure ... Reception total also was third in the NFC and tied for sixth in the NFL in '02 while yardage figure was seventh in the NFC and ninth in the NFL ... Became just the second Bear to account for multiple 1,000-yard receiving seasons in a career, joining Harlon Hill (1954, 1956) ... Tied for fourth in the NFL with 20 receptions of 20 yards or longer, while placing seventh in the NFC with 54 first-down catches and sixth in the conference with 24 third-down receptions ... Amassed a career-high three 100-yard receiving games on the season, including the opener against Minnesota (9/8) when he produced 198 yards (8 catches, 1 TD), tied for the third highest single-game total in Bears history ... Second 100-yard game of the season occurred vs. Green Bay (10/7) when he hauled in a career-high 12 passes, the fourth-highest single-game total in team annals ... Threw a 44-yard TD pass to Marcus Robinson vs. New England (11/10).

2001 – Started all 16 games and set a Bears single-season reception record with 100, breaking the old mark of 93 set by Johnny Morris in 1964 ... That total also ranked second in the NFC and sixth in the NFL ... Totaled 1,071 receiving yards, good for ninth in the NFC ... Became just the seventh receiver (8th time) in Bears history to post a 1,000-yard receiving season ... Collected a season-high nine receptions on five different occasions, including each of the first two games ... In 31-3 win at Atlanta (10/7), had a 63-yard TD catch from Jim Miller

and a 34-yard TD pass to Marcus Robinson . . . Hauled in seven passes for 165 yards and a career-high three touchdowns in 27-24 win at Tampa Bay (11/18) . . . Had a career-long 66-yard TD catch (from Miller) in the game.

2000 – Started seven of the 15 games in which he played . . . Finished third on the team with 47 receptions for 490 yards and a pair of scores . . . Was inactive vs. N.Y. Giants (9/17) with a shoulder injury . . . Had five catches for 56 yards vs. Detroit (9/24), a game which began his streak of 82 straight games with a reception.

1999 – Started four of the nine games in which he played during his rookie season . . . Caught 19 passes for 219 yards and three touchdowns . . . Did not play in each of the first six games of the season, as he was inactive for the first five . . . Initial action of NFL career came at Tampa Bay (10/24) . . . First reception of NFL career occurred vs. Minnesota (11/14) when he grabbed seven passes for 134 yards and two touchdowns, in what was also the first start of his career . . . Became the first Bears rookie to register a 100-yard receiving game since Willie Gault in 1983 . . . Also combined with Marcus Robinson (7-148) to become the 15th tandem in Bears history to record 100-yard receiving games in the same contest . . . Had an eight-yard rush attempt at San Diego (11/21).

COLLEGE

Finished his four-year collegiate career (1995-98) career ranked second in school history with 178 receptions and 2,784 yards . . . Was a three-year starter who scored 23 touchdowns and averaged 15.6 yards per catch . . . Was an All-Independent first-team selection as a senior with 75 catches for 1,168 yards and 11 TDs, averaging 106.2 yards per game . . . Majored in general studies.

PERSONAL

Has a daughter, Darian Brianna (3) and a son, Jaden Montez (2) . . . Attended Jonesboro-Hodge High School in Jonesboro, La . . . As a quarterback, threw for 1,418 yards and 16 touchdowns as a senior . . . Also excelled in track, where he finished third in the state long jump finals . . . Was named the 2002 Bear of the Year by the Chicago Chapter of the March of Dimes . . . In 2005, was part of the Dolphins' "All-Community Team" in which he donated 20 tickets for every home game to the Police Athletic League . . . Has served as a spokesman for the Prostate Cancer Education Council to promote free prostate cancer screenings, as well as the "Do the Right Thing" program run by the Miami-Dade Police Department . . . Full name is Marty Montez Booker, born July 31, 1976 in Marrero, La.

MARTY BOOKER'S NFL REGULAR SEASON STATISTICS

YEAR	TEAM			RECEIVING					RUSHING				
		GP	GS	NO.	YDS.	AVG.	LG	TD	ATT.	YDS.	AVG.	LG	TD
1999	Chicago	9	4	19	219	11.5	57t	3	1	8	8.0	8	0
2000	Chicago	15	7	47	490	10.4	41	2	2	-1	-0.5	5	0
2001	Chicago	16	16	100	1071	10.7	66t	8	4	18	4.5	13	0
2002	Chicago	16	16	97	1189	12.2	54	6	0	0	-	0	0
2003	Chicago	13	13	52	715	13.8	61t	4	3	-7	-2.3	1	0
2004	Miami	15	15	50	638	12.8	45	1	1	-8	-8.0	-8	0
2005	Miami	15	12	39	686	17.6	60t	3	0	0	-	0	0
NFL TOTALS		99	83	404	5008	12.4	66t	27	11	10	0.9	13	0
MIAMI TOTALS		30	27	89	1324	14.9	60t	4	1	-8	-8.0	-8	0

MARTY BOOKER'S NFL PLAYOFF STATISTICS

YEAR	TEAM			RECEIVING					RUSHING				
		G	S	NO.	YDS.	AVG.	LG	TD	ATT.	YDS.	AVG.	LG	TD
2001	Chicago	1	1	2	18	9.0	14	0	0	0	-	0	0

ADDITIONAL STATS

Passing: (Chicago) 1 of 2, 34 yards, 1 TD in 2001; 1 of 5, 44 yards, 1 TD in 2002; (Miami) 1 of 1, 48 yards in 2004 for total of 3 of 8, 126 yards, 2 TDs

SINGLE-GAME HIGHS

Most Receptions:	12	vs. Green Bay, 10/7/02
	10	vs. Detroit, 11/24/02
	9	five times (last: at Detroit, 12/30/01)
Most Receiving Yards:	198	vs. Minnesota, 9/8/02
	165	at Tampa Bay, 11/18/01
	157	vs. Detroit, 11/24/02
	141	vs. Green Bay, 10/7/02
	134	vs. Minnesota, 11/14/99
Longest Receptions:	66t	at Tampa Bay, 11/18/01
	63t	at Atlanta, 10/7/01
	61t	at Green Bay, 12/7/03
	60t	vs. Denver, 9/11/05
	59t	vs. Washington, 12/21/03
Most TD Receptions:	3	at Tampa Bay, 11/18/01
	2	vs. Minnesota, 11/14/99

100-YARD RECEIVING GAMES (10)

DATE	OPPONENT	NO.	YDS.	AVG.	LG	TD
11/14/99	vs. Minnesota	7	134	19.1	57t	2
11/18/01	at Tampa Bay	7	165	23.6	66t	3
12/30/01	at Detroit	9	115	12.8	44	0
9/8/02	vs. Minnesota	8	198	24.8	54	1
10/7/02	vs. Green Bay	12	141	11.8	31	1
11/24/02	vs. Detroit	10	157	15.7	40	0
12/7/03	at Green Bay	5	115	23.0	61t	1
10/10/04	at New England	7	123	17.6	45	0
9/11/05	vs. Denver	5	104	20.8	60t	1
11/13/05	vs. New England	5	102	20.4	35	0

1999 GAME-BY-GAME STATISTICS (Chicago)

DATE	OPPONENT	P/S	RECEIVING				RUSHING				W/L	SCORE
			NO.	YDS.	LG	TD	ATT.	YDS.	LG	TD		
9/12	KANSAS CITY		INACTIVE								W	20-17
9/19	SEATTLE		INACTIVE								L	13-14
9/26	at Oakland		INACTIVE								L	17-24
10/3	NEW ORLEANS		INACTIVE								W	14-10
10/10	at Minnesota		INACTIVE								W	24-22
10/17	PHILADELPHIA		DID NOT PLAY								L	16-20
10/24	at Tampa Bay	P	0	0	0	0	0	0	0	0	L	3-6
10/31	at Washington	P	0	0	0	0	0	0	0	0	L	22-48
11/7	at Green Bay		INACTIVE - 3rd QB								W	14-13
11/14	MINNESOTA	S	7	134	57t	2	0	0	0	0	L	24-27
11/21	at San Diego	P	1	3	3	0	1	8	8	0	W	23-20
11/25	at Detroit	S	3	33	23t	1	0	0	0	0	L	17-21
12/5	GREEN BAY	P	1	4	4	0	0	0	0	0	L	19-35
12/19	DETROIT	S	2	8	5	0	0	0	0	0	W	28-10
12/26	at St. Louis	S	1	8	8	0	0	0	0	0	L	12-34
1/2/00	TAMPA BAY	P	4	29	14	0	0	0	0	0	L	6-20
1999 TOTALS			9-4	19	219	57t	3	1	8	8	0	6-10

2000 GAME-BY-GAME STATISTICS (Chicago)

DATE	OPPONENT	P/S	RECEIVING				RUSHING				W/L	SCORE
			NO.	YDS.	LG	TD	ATT.	YDS.	LG	TD		
9/3	at Minnesota	P	6	59	12	0	1	-6	-6	0	L	27-30
9/10	at Tampa Bay	S	0	0	0	0	0	0	0	0	L	0-41
9/17	N.Y. GIANTS		INACTIVE								L	7-14
9/24	DETROIT	S	5	56	25	0	0	0	0	0	L	14-21
10/1	at Green Bay	P	2	15	8	0	0	0	0	0	W	27-24
10/8	NEW ORLEANS	P	3	44	20	0	0	0	0	0	L	10-31
10/15	MINNESOTA	P	2	32	24	0	0	0	0	0	L	16-28
10/22	at Philadelphia	P	3	13	6	0	0	0	0	0	L	9-13
11/5	INDIANAPOLIS	P	1	11	11	0	0	0	0	0	W	27-24
11/12	at Buffalo	S	4	17	11	0	0	0	0	0	L	3-20
11/19	TAMPA BAY	P	1	7	7	0	0	0	0	0	W	13-10
11/26	at N.Y. Jets	P	5	45	13	1	0	0	0	0	L	10-17
12/3	GREEN BAY	S	1	41	41	0	0	0	0	0	L	6-28
12/10	NEW ENGLAND	S	2	24	15	0	0	0	0	0	W	24-17
12/17	at San Francisco	S	5	47	13	0	1	5	5	0	L	0-17
12/24	at Detroit	S	7	79	27	1	0	0	0	0	W	23-20
2000 TOTALS		15-7	47	490	41	2	2	-1	5	0	5-11	

2001 GAME-BY-GAME STATISTICS (Chicago)

DATE	OPPONENT	P/S	RECEIVING				RUSHING				W/L	SCORE
			NO.	YDS.	LG	TD	ATT.	YDS.	LG	TD		
9/9	at Baltimore	S	9	49	12	0	0	0	0	0	L	6-17
9/23	MINNESOTA	S	9	95	22	1	1	4	4	0	W	17-10
10/7	at Atlanta	S	1	63	63t	1	1	-5	-5	0	W	31-3
10/14	ARIZONA	S	5	48	25	0	0	0	0	0	W	20-13
10/21	at Cincinnati	S	6	76	21	1	0	0	0	0	W	24-0
10/28	SAN FRANCISCO	S	9	67	30	0	0	0	0	0	W	37-31
11/4	CLEVELAND	S	7	85	16	1	0	0	0	0	W	27-21
11/11	GREEN BAY	S	8	81	25	0	1	-4	-4	0	L	12-20
11/18	at Tampa Bay	S	7	165	66t	3	0	0	0	0	W	27-24
11/25	at Minnesota	S	3	9	7	0	0	0	0	0	W	13-6
12/2	DETROIT	S	9	74	17	0	0	0	0	0	W	13-10
12/9	at Green Bay	S	2	14	10	0	0	0	0	0	L	7-17
12/16	TAMPA BAY	S	3	19	11	1	1	13	13	0	W	27-3
12/23	at Washington	S	7	74	16	0	0	0	0	0	W	20-15
12/30	at Detroit	S	9	115	44	0	0	0	0	0	W	24-0
1/6/02	JACKSONVILLE	S	6	37	17	0	0	0	0	0	W	33-13
2001 TOTALS		16-16	100	1071	66t	8	4	8	13	0	13-3	

2002 GAME-BY-GAME STATISTICS (Chicago)

DATE	OPPONENT	P/S	RECEIVING				RUSHING				W/L	SCORE
			NO.	YDS.	LG	TD	ATT.	YDS.	LG	TD		
9/8	MINNESOTA	S	8	198	54	1	0	0	0	0	W	27-23
9/15	at Atlanta	S	5	48	17	0	0	0	0	0	W	14-13
9/22	NEW ORLEANS	S	8	97	22t	1	0	0	0	0	L	23-29
9/29	at Buffalo	S	4	82	33	0	0	0	0	0	L	27-33
10/7	GREEN BAY	S	12	141	31	1	0	0	0	0	L	21-34
10/20	at Detroit	S	1	14	14t	1	0	0	0	0	L	20-23
10/27	at Minnesota	S	4	80	40	1	0	0	0	0	L	7-25
11/3	PHILADELPHIA	S	5	37	19	0	0	0	0	0	L	13-19
11/10	NEW ENGLAND	S	4	65	27	0	0	0	0	0	L	30-33
11/18	at St. Louis	S	7	65	24	0	0	0	0	0	L	16-21
11/24	DETROIT	S	10	157	40	0	0	0	0	0	W	20-17
12/1	at Green Bay	S	6	52	21	0	0	0	0	0	L	20-30
12/9	at Miami	S	5	46	26	1	0	0	0	0	L	9-27
12/15	N.Y. JETS	S	9	62	12	0	0	0	0	0	W	20-13
12/22	at Carolina	S	5	20	7	0	0	0	0	0	L	14-24
12/29	TAMPA BAY	S	4	25	8	0	0	0	0	0	L	0-15
2002 TOTALS		16-16	97	1189	54	6	0	0	0	0	4-12	

2003 GAME-BY-GAME STATISTICS (Chicago)

DATE	OPPONENT	P/S	RECEIVING				RUSHING				W/L	SCORE
			NO.	YDS.	LG	TD	ATT.	YDS.	LG	TD		
9/7	at San Francisco	S	6	48	11	0	1	1	1	0	L	7-49
9/14	at Minnesota	S	2	10	8	0	0	0	0	0	L	13-24
9/29	GREEN BAY	S	3	34	18	0	0	0	0	0	L	23-38
10/5	OAKLAND	S	4	94	48	1	0	0	0	0	W	24-21
10/12	at New Orleans	S	1	11	11	0	1	-4	-4	0	L	13-20
10/19	at Seattle	S	INACTIVE								L	17-24
10/26	DETROIT		INACTIVE								W	24-16
11/2	SAN DIEGO		INACTIVE								W	20-7
11/9	at Detroit	S	4	36	23	0	0	0	0	0	L	10-12
11/16	ST. LOUIS	S	5	60	24	0	0	0	0	0	L	21-23
11/23	at Denver	S	4	43	14	0	0	0	0	0	W	19-10
11/30	ARIZONA	S	5	44	14	1	0	0	0	0	W	28-3
12/7	at Green Bay	S	5	115	61t	1	1	-4	-4	0	L	21-34
12/14	MINNESOTA	S	3	48	39	0	0	0	0	0	W	13-10
12/21	WASHINGTON	S	4	80	59t	1	0	0	0	0	W	27-24
12/28	at Kansas City	S	6	92	26	0	0	0	0	0	L	3-31
2003 TOTALS			13-13	52	715	61t	4	3	-7	1	0	7-9

2004 GAME-BY-GAME STATISTICS (Miami)

DATE	OPPONENT	P/S	RECEIVING				RUSHING				W/L	SCORE
			NO.	YDS.	LG	TD	ATT.	YDS.	LG	TD		
9/11	TENNESSEE	S	4	36	19	0	0	0	0	0	L	7-17
9/19	at Cincinnati	S	1	5	5	0	0	0	0	0	L	13-16
9/26	PITTSBURGH	S	1	8	8	0	0	0	0	0	L	3-13
10/3	N.Y. JETS	S	4	46	23	0	0	0	0	0	L	9-17
10/10	at New England	S	7	123	45	0	0	0	0	0	L	10-24
10/17	at Buffalo	S	1	10	10	0	0	0	0	0	L	13-20
10/24	ST. LOUIS	S	3	35	15	0	0	0	0	0	W	31-14
11/1	at N.Y. Jets	S	3	37	25	0	0	0	0	0	L	14-41
11/7	ARIZONA	S	4	91	38	0	1	-8	-8	0	L	23-24
11/21	at Seattle	S	2	20	15	0	0	0	0	0	L	17-24
11/28	at San Francisco	S	3	20	8	0	0	0	0	0	W	24-17
12/5	BUFFALO	S	5	96	36	0	0	0	0	0	L	32-42
12/12	at Denver	S	4	45	19	1	0	0	0	0	L	17-20
12/20	NEW ENGLAND	S	4	35	17	0	0	0	0	0	W	29-28
12/26	CLEVELAND	S	4	31	11	0	0	0	0	0	W	10-7
1/2/05	at Baltimore		INACTIVE								L	23-30
2004 TOTALS			15-15	50	638	45	1	1	-8	-8	0	4-12

2005 GAME-BY-GAME STATISTICS (Miami)

DATE	OPPONENT	P/S	RECEIVING				RUSHING				W/L	SCORE
			NO.	YDS.	LG	TD	ATT.	YDS.	LG	TD		
9/11	DENVER	S	5	104	60t	1	0	0	0	0	W	31-10
9/18	at New York Jets	S	1	21	21	0	0	0	0	0	L	7-17
9/25	CAROLINA	P	2	15	12	0	0	0	0	0	W	27-24
10/9	at Buffalo	P	3	72	52	1	0	0	0	0	L	14-20
10/16	at Tampa Bay	S	1	12	12	0	0	0	0	0	L	13-27
10/21	KANSAS CITY	S	2	26	14	0	0	0	0	0	L	20-30
10/30	at New Orleans	S	3	40	20	0	0	0	0	0	W	21-6
11/6	ATLANTA	S	2	15	8	0	0	0	0	0	L	10-17
11/13	NEW ENGLAND	S	5	102	35	0	0	0	0	0	L	16-23
11/20	at Cleveland	P	0	0	0	0	0	0	0	0	L	0-22
11/27	at Oakland	S	0	0	0	0	0	0	0	0	W	33-21
12/4	BUFFALO		INACTIVE								W	24-23
12/11	at San Diego	S	3	78	56	0	0	0	0	0	W	23-21
12/18	NEW YORK JETS	S	2	65	50t	1	0	0	0	0	W	24-20
12/24	TENNESSEE	S	3	50	23	0	0	0	0	0	W	24-10
1/1/06	at New England	S	7	86	18	1	0	0	0	0	W	28-26
2005 TOTALS			15-12	39	686	60t	4	0	0	0	0	9-7

MARTY BOOKER'S RECEIVING BREAKDOWN

	2005						CAREER					
	G	NO	YDS	AVG	LG	TD	G	NO	YDS	AVG	LG	TD
Buffalo	1	3	72	24.0	52	0	5	17	277	16.3	52	0
Miami	-	-	-	-	-	-	1	5	46	9.2	26	1
New England	2	12	188	15.7	35	1	6	29	435	15.0	45	1
N.Y. Jets	2	3	86	28.7	50	1	6	24	276	11.5	50	2
AFC East	5	18	346	19.2	52	2	18	75	1034	13.8	52	4
Baltimore	-	-	-	-	-	-	1	9	49	5.4	12	0
Cincinnati	-	-	-	-	-	-	2	7	81	11.6	21	1
Cleveland	1	0	0	-	-	0	3	11	116	10.5	16	1
Pittsburgh	-	-	-	-	-	-	1	1	8	8.0	8	0
AFC North	1	0	0	-	-	0	7	28	254	9.1	21	2
Houston	-	-	-	-	-	-	-	-	-	-	-	-
Indianapolis	-	-	-	-	-	-	1	1	11	11.0	11	0
Jacksonville	-	-	-	-	-	-	1	6	37	6.2	17	0
Tennessee	1	3	50	16.7	23	0	2	7	86	12.3	23	0
AFC South	1	3	50	16.7	23	0	4	14	134	9.6	23	0
Denver	1	5	104	20.8	60	1	3	13	192	14.8	60	2
Kansas City	1	2	26	13.0	14	0	2	8	118	14.8	26	0
Oakland	1	0	0	-	-	0	2	4	94	23.5	48	1
San Diego	1	3	78	26.0	56	0	2	4	81	20.3	56	0
AFC West	4	10	208	20.8	60	1	9	29	485	16.7	60	3
AFC Total	11	31	604	19.5	60	3	38	146	1907	13.1	60	9
Dallas	-	-	-	-	-	-	-	-	-	-	-	-
N.Y. Giants	-	-	-	-	-	-	-	-	-	-	-	-
Philadelphia	-	-	-	-	-	-	2	8	50	6.3	19	0
Washington	-	-	-	-	-	-	3	11	154	14.0	59	1
NFC East	-	-	-	-	-	-	5	19	204	10.7	59	1
Chicago	-	-	-	-	-	-	-	-	-	-	-	-
Detroit	-	-	-	-	-	-	9	50	572	11.4	44	3
Green Bay	-	-	-	-	-	-	9	40	497	12.4	61	2
Minnesota	-	-	-	-	-	-	9	44	665	15.1	57	5
NFC North	-	-	-	-	-	-	27	134	1734	12.9	61	10
Atlanta	1	2	15	7.5	8	0	3	8	126	15.8	63	1
Carolina	1	2	15	7.5	12	0	2	7	35	5.0	12	0
New Orleans	1	3	40	13.3	20	0	4	15	192	12.8	22	1
Tampa Bay	1	1	12	12.0	12	0	8	20	257	12.9	66	4
NFC South	4	8	82	10.3	20	0	17	50	610	12.2	66	6
Arizona	-	-	-	-	-	-	3	14	183	13.1	38	1
St. Louis	-	-	-	-	-	-	4	16	168	10.5	24	0
San Francisco	-	-	-	-	-	-	4	23	182	7.9	30	0
Seattle	-	-	-	-	-	-	1	2	20	10.0	15	0
NFC West	-	-	-	-	-	-	12	55	553	10.1	38	1
NFC Total	4	8	82	10.3	20	0	61	258	3101	12.0	38	18
Home	7	21	377	18.0	60	2	48	219	2793	12.8	60	13
Road	8	18	309	17.2	56	1	51	185	2215	12.0	66	14
1st Down	15	16	287	17.9	60	2	99	146	2016	13.8	66	12
2nd Down	15	12	176	14.7	52	0	99	136	1600	11.8	63	8
3rd Down	15	11	223	20.3	50	1	99	116	1324	11.4	57	7
4th Down	15	0	0	-	-	0	99	6	68	11.3	26	0
1st Half	15	25	338	13.5	35	0	99	212	2407	11.4	61	11
2nd Half	15	14	348	24.9	60	3	99	189	2566	13.6	66	16
Overtime	-	-	-	-	-	-	7	3	35	11.7	15	0
Grass	13	35	593	16.9	60	3	68	268	3319	12.4	66	19
Turf	2	4	93	23.3	52	0	31	136	1689	12.4	63	8
Aug./Sept.	3	8	140	17.5	60	1	18	79	965	12.2	60	4
October	4	9	150	16.7	52	0	23	77	1062	13.8	63	6
November	4	7	117	16.7	35	0	27	110	1382	12.6	66	9
Dec./Jan.	4	15	279	18.6	56	2	31	138	1599	11.6	61	8
Games 1-8	8	19	305	16.1	60	1	46	181	2282	12.6	63	11
Games 9-16	7	20	381	19.1	56	2	53	223	2726	12.2	66	16
Wins	8	25	438	17.4	60	3	41	188	2407	12.8	66	16
Losses	7	14	248	17.7	52	0	58	216	2601	12.0	61	11
Ties	-	-	-	-	-	-	-	-	-	-	-	-

David Bowens

96 Defensive End

Height/Weight6-3, 265
 Born7/3/77
 CollegeWestern Illinois '99
 Acquired.....FA, 2001
 Signed Through2006
 NFLSixth Season
 Dolphins.....Fifth Season



PRO CAREER

CAREER TRANSACTIONS: Originally entered the league as a fifth-round draft choice (158th overall) of Denver in 1999 with a choice overall from Dallas in a 1999 trade for tight end Kendell Watkins . . . Was traded by Denver to Green Bay on February 24, 2000 in exchange for a 2001 seventh-round draft choice . . . Traded by Green Bay to Buffalo on August 7, 2001 in exchange for TE Bobby Collins . . . Was waived by the Bills on September 2, 2001 and claimed by Washington a day later . . . Was released by the Redskins on September 26, 2001 and then signed by the Dolphins on October 22, 2001.

2005 — Played in all 16 games in a reserve role . . . Recorded 19 tackles, six sacks, three passes defended and a forced fumble . . . Added six stops on special teams . . . Sack total tied for second on the squad and represented the second-highest total of his NFL career, trailing only the seven for which he accounted in 2004 . . . Tallied a season-high four tackles in win at Oakland (11/27) when he also recorded a pair of sacks for the first multiple-sack game of his NFL career . . . In the contest, stripped the ball from Kerry Collins on one of his sacks, which occurred in the fourth quarter and was recovered by Jason Taylor, leading to an Olindo Mare field goal . . . The Raiders game also started a string in which he amassed five sacks over a five-game span . . . The only game over this stretch in which he did not register a sack was vs. Buffalo (12/4).

2004 — Became a regular starter for the first time in his NFL career and opened 15 of the 16 games that he played at left defensive end . . . Had the most productive season of his NFL career as he recorded single-season bests of 52 total tackles, seven sacks, six passes defended and two forced fumbles . . . Sack total ranked second on the squad as did his 25 QB hurries . . . Added six stops on special teams during the course of the season . . . Made first start of NFL career in opener vs. Tennessee (9/11) . . . Recorded a sack in three of the Dolphins' four wins on the year . . . Posted a season-high six tackles in win at San Francisco (11/28) when he also came up with a forced fumble and two passes defended . . . In finale at Baltimore (1/2/05), recorded five tackles, while also forcing the ball loose from Jamal Lewis, which was recovered by Ravens QB Kyle Boller in the end zone for a safety.

2003 — Began the season on the team's Reserve/Non-Football Injury list after sustaining an offseason knee injury . . . Began practicing on November 4 and was activated to the 53-man roster on November 25 . . . Was inactive at Dallas (11/27) before seeing action in a reserve role in each of the final four games of the year . . . Finished with two tackles, a sack and a pass

FINS FACT

Formed just last year, "The David Bowens Foundation," was created to help kids who suffer from asthma and cystic fibrosis. Through charity events, the foundation raised more than \$20,000 to help the victims of Hurricane Katrina. One reason that David started the foundation was because of the many relationships that he formed with children through his community work in South Florida. Another is that David has battled asthma since he was a child. "I like to contribute to what I believe in," David says. "The asthma gets tough, especially with the humidity, but you just have to fight through it."

defended . . . Lone sack of the season came in finale vs. N.Y. Jets (12/28) when he tackled Chad Pennington for an eight-yard loss.

2002 – Played in 14 games in a reserve role, was inactive for two contests . . . Recorded 20 tackles (10 solo), 1.5 sacks for 12 yards in losses, nine quarterback hurries and two passes defended . . . Contributed 12 tackles on special teams, which tied for sixth on the squad . . . Was inactive for each of the first two regular season games with a fractured left hand sustained in practice on August 19 . . . Underwent successful surgery on August 20 to stabilize a fracture of the second metacarpal in his left hand . . . The surgery was performed by Dr. George Caldwell at Holy Cross Hospital in Ft. Lauderdale . . . Posted a season-high four tackles on defense in 26-13 win over New England (10/6), including his only full sack of the year when he tackled QB Tom Brady for a 10-yard loss . . . Notched two special teams stops in consecutive weeks, vs. Baltimore (11/17) and vs. San Diego (11/24).

2001 – Began the season with Washington before the Redskins released him on September 26 . . . With Washington, played in one game and was inactive for another . . . Was claimed off waivers by Washington from the Buffalo Bills on September 3, 2001 . . . Had been obtained by the Bills from the Green Bay Packers on August 7, 2001 in exchange for tight end Bobby Collins . . . Was signed as a free agent by Miami on October 22 . . . Played in eight games, all in a reserve role, with the Dolphins . . . Was inactive for three contests . . . Finished the season with 13 tackles, a sack and two passes defended on defense, while adding seven stops and a forced fumble on special teams . . . Registered one tackle on defense, in addition to three stops and a forced fumble on special teams, at Buffalo (11/25) . . . Knocked ball loose from Nate Clements on a kickoff return with 1:05 to play and the score tied at 27 . . . It was recovered by Patrick Surtain and the Dolphins went on to score game-winning touchdown with 48 seconds remaining in a 34-27 victory . . . Was awarded a special teams game ball . . . Recorded two tackles and a pass defended at San Francisco (12/16) . . . Had six tackles, including one sack, at New England (12/22) . . . Added a pass defended in that Patriots contest . . . Played in a reserve role in First Round Playoff game vs. Baltimore (1/13/02), and was credited with one special teams tackle.

2000 – Appeared in 14 contests, all in a reserve role, with the Packers and registered 34 tackles, including 3.5 sacks . . . Was obtained by Green Bay on February 24, 2000, from the Denver Broncos in exchange for a 2001 seventh-round draft choice . . . Sack total ranked fifth on the team . . . Added seven tackles and a fumble recovery on special teams . . . Was inactive for two contests with a sprained right ankle (vs. San Francisco, 10/15; at Miami, 10/29) . . . Collected a season-high five tackles, including a sack of Donovan McNabb, vs. Philadelphia (9/17) . . . Posted three special teams stops at Arizona (9/24) . . . Had four tackles and a sack vs. Minnesota (11/6) . . . Matched a season-high with five tackles at Chicago (12/3) and vs. Detroit (12/10).

1999 – Played in 16 regular season games with Denver, all in a reserve role . . . Tallied ten total tackles and a sack . . . First NFL sack occurred when he tackled Drew Bledsoe for a one-yard loss at New England (10/24) . . . Had a season-high three tackles at Detroit (12/25) . . . Had two special teams tackles vs. Minnesota (10/31) and vs. Oakland (11/22).

COLLEGE

Began his collegiate career at the University of Michigan, where he played two seasons (1995-96) . . . Finished his career at Western Illinois in 1998 . . . In his lone season at Western Illinois, was a Division I-AA All-America selection as he recorded 134 tackles including 37 for loss, four forced fumbles and two fumble recoveries . . . In 1996, set the Michigan single-season record for sacks with 12 as he garnered second-team All-Big 10 honors . . . Also posted 68 tackles, two forced fumbles and a fumble recovery that year . . . Played one year on the Wolverine basketball team as well . . . Holds degree in accounting.

PERSONAL

Single . . . Has a daughter, Cyan . . . Prepped at St. Mary's High School in Orchard Lake, Michigan . . . Also played tight end and halfback in high school . . . Lettered three times each in basketball and track . . . Was an all-state pick in basketball and the state champion in the long

jump as a sophomore (23'0") . . . Father, Frank Williams, competed on the Pro Bowlers Tour during the 1980s . . . David also is an avid bowler and carries a 221 average, including a best of 275 . . . Enjoys working with kids, has donated his time to the YMCA and Boys & Girls Club . . . Has taken part in the Miami Dolphins Fishing Tournament benefiting the Cystic Fibrosis Foundation and worked with kids that have Cystic Fibrosis at the Mercury Jr. Anglers Clinic, teaching them how to fish . . . Being a foster child growing up, Bowens helped at an event at "His House", a foster home for abused and neglected children . . . Hobbies include computers, playing video games and basketball, and bowling . . . Was the winner of the Dolphins' 2004 Ed Block Courage Award as well as the 2004 PFWA "Good Guy" Award for the Dolphins chapter . . . Full name is David Walter Bowens, born on July 3, 1977 in Denver, Colorado.

DAVID BOWENS' NFL REGULAR SEASON STATISTICS

YEAR TEAM	GP GS	TACKLES						INTERCEPTIONS					FUMBLES		
		TOT	SOLO	ASST	SK	YDS		NO	YDS	LG	TD	PD	FF	FR	YDS
1999 Denver	16 0	10	6	4	1	1		0	0	-	0	0	0	0	0
2000 Green Bay	14 0	34	16	18	3.5	32		0	0	-	0	0	0	0	0
2001 Washington	1 0	0	0	0	0	0		0	0	-	0	0	0	0	0
Miami	8 0	13	5	8	1	5		0	0	-	0	0	1	0	0
2002 Miami	14 0	20	10	10	1.5	12		0	0	-	0	0	0	0	0
2003 Miami	4 0	2	2	0	1	8		0	0	-	0	0	0	0	0
2004 Miami	16 15	52	29	23	7	55		0	0	-	0	0	2	0	0
2005 Miami	16 0	19	16	3	6	38		0	0	-	0	0	1	0	0
NFL TOTALS	89 15	150	84	66	21	151		0	0	-	0	0	4	0	0
MIAMI TOTALS	58 15	106	62	44	16.5	118		0	0	-	0	0	4	0	0

DAVID BOWENS' NFL PLAYOFF STATISTICS

YEAR TEAM	GP GS	TACKLES						INTERCEPTIONS					FUMBLES		
		TOT	SOLO	ASST	SK	YDS		NO	YDS	LG	TD	PD	FF	FR	YDS
2001 Miami	1 0	0	0	0	0	0		0	0	-	0	0	0	0	0

ADDITIONAL STATS

Special Teams Tackles: (Denver) 9 in 1999, 7 in 2000, (Miami) 7 in 2001, 12 in 2002, 6 in 2004, 6 in 2005 for total of 47 (P-1)

Special Teams Fumble Recoveries: 1 in 2000

Special Teams Forced Fumbles: 1 in 2001

Kickoff Returns: 1 for 12 yards in 2000

SINGLE-GAME HIGHS

Most Sacks: 2 at Oakland, 11/27/05

BROTHERLY LOVE

Renaldo Hill and Ray Hill have an opportunity to become the third set of brothers to play for the Dolphins. Ray played with the team from 1998-2000 while Renaldo was acquired as an unrestricted free agent from Oakland this offseason. The first set of brothers to play for the Dolphins were the Blackwoods, which included Glenn (1979-87) and Lyle (1981-86), both of whom played safety. In 2003, fullback Obafemi Ayanbadejo and linebacker Brendon Ayanbadejo, each of whom were in their first seasons with the Dolphins, became the second set of brothers to play for the team in franchise history. The Dolphins also have had two sets of brothers serve on the team's coaching staff. The first set of brothers to have coached with the Dolphins was the Shulas, which included David (1982-88) and his younger brother, Mike (1991-92, 2000-02). In addition, Judd Garrett was an offensive quality control coach with the club from 2000-05, while his brother, Jason, now is in his second season as the Dolphins' quarterbacks coach.

Ronnie Brown

23 Running Back

Height/Weight6-0, 232
 Born12/12/81
 CollegeAuburn '05
 AcquiredD1, 2005
 Signed Through2009
 NFLSecond Season
 DolphinsSecond Season



PRO CAREER

CAREER TRANSACTIONS: First-round draft choice (2nd overall, 1st running back) of the Dolphins in 2005.

2005 – Started 14 of the 15 games in which he appeared ... Led team with 907 yards rushing on 206 attempts, including four touchdowns ... Was fourth on the club with 32 receptions, totaling 232 yards and one touchdown ... Rushing total ranked 12th in the AFC and second among NFL rookies, trailing only Tampa Bay's Cadillac Williams (290-1,178). ... Led the Dolphins in rushing eight times and in receptions once on the year ... His average per carry of 4.4 tied for fourth in the AFC and ninth in the NFL among players with 100 or more attempts ... Compiled 815 yards and four touchdowns on 173 carries (4.7 avg.) over his final 13 games of the year, during which time he also caught 30 passes for 223 yards and a TD ... Along with LB Channing Crowder and CB Travis Daniels, it marked the first time since 1996 that at least three Dolphins rookies started ten or more games ... Dolphins also were the only NFL team in 2005 to have three rookies start 12 or more games ...

AMONG DOLPHINS ROOKIE RUSHERS: Brown became the sixth rookie in team history to lead the Dolphins in rushing, joining J.J. Johnson (1999), Karim Abdul-Jabbar (1996), Sammie Smith (1989), Troy Stradford (1987), and Jim Kiick (1968) ... His total rushing total ranked second all-time among Dolphins rookie rushers, trailing only Abdul-Jabbar (1,116 in 1996) while his 207 attempts, also were the second-highest figure, trailing only Abdul-Jabbar's total of 307 from 1996:

DOLPHINS' SINGLE-SEASON ROOKIE RUSHING LEADERS

PLAYER	YEAR	YDS.	ATTS.	AVG.
1. Karim Abdul-Jabbar	1996	1116	307	3.6
2. RONNIE BROWN	2005	907	207	4.4
3. Andra Franklin	1981	711	201	3.5
4. Sammie Smith	1989	659	200	3.3
5. Jim Kiick	1968	621	165	3.8

100-YARD RUSHING GAMES: Brown reached the 100-yard rushing mark twice during the course of the season ... In the process, he became just the sixth rookie in Dolphins history to post two or more 100-yard rushing games, and the first since Karim Abdul-Jabbar in 1996 (4) ... The others who have done it are Jim Kiick (2 in 1968), Benny Malone (3 in 1974), Leroy Harris (2 in 1977) and Troy Stradford (3 in 1987) ...

FINS FACT

When he went to Auburn, Ronnie wanted to wear uniform No. 20, after his favorite athlete, Barry Sanders. However, that number was being worn by Tigers punter Damon Duval, who did not want to give up the number. He then chose the next closest number, 23, also because it was worn by another professional athlete he admired – Michael Jordan.

SINGLE-GAME RUSHING TOTALS BY A DOLPHINS ROOKIE: Brown's first career 100-yard rushing game came in week three, a 27-24 victory over Carolina at Dolphins Stadium . . . In the game, rushed for 132 yards on 23 carries, including a one-yard TD run for his first pro score . . . His rushing total that day is the fourth-highest by a Dolphins rookie and was the most since the 1996 season finale when Karim Abdul-Jabbar had 152 yards and a touchdown on 30 carries at the New York Jets (12/22/96) . . .

HIGHEST SINGLE-GAME RUSHING TOTALS BY A DOLPHINS ROOKIE

PLAYER	OPPONENT, DATE	YARDS	ATTS.	AVG.	TD
1. Troy Stradford	at Dallas, 11/22/87	169	17	9.9	1
2. Karim Abdul-Jabbar	at N.Y. Jets, 12/22/96	152	30	5.1	1
3. Leroy Harris	vs. Baltimore, 12/5/77	140	17	8.2	1
4. RONNIE BROWN	VS. CAROLINA, 9/25/05	132	23	5.7	1

TWO-GAME RUSHING TOTALS BY A DOLPHINS ROOKIE: Brown's first career 100-yard rushing game occurred in a week three contest, on September 25 against Carolina, when he amassed 132 yards and a TD on 23 carries . . . In the Dolphins' next game, on October 9 at Buffalo, he posted 97 yards rushing on just 17 attempts . . . This two-game rushing total of 229 yards is the highest-ever by a Dolphins rookie, surpassing the previous best of 228 yards by Karim Abdul-Jabbar:

HIGHEST TWO-GAME RUSHING TOTALS BY A DOLPHINS ROOKIE

PLAYER	GAME 1 TOTAL	GAME 2 TOTAL	2-GAME TOTALS
1. RONNIE BROWN	23-132 (VS. CAR., 9/25/05)	17-97 (AT BUFF., 10/9/05)	40-229
2. K. Abdul-Jabbar	27-76 (vs. Buff., 12/16/96)	30-152 (at Jets, 12/22/96)	57-228
3. Leroy Harris	18-76 (at StL., 11/24/77)	17-140 (vs. Balt., 12/5/77)	35-216

LONGEST RUNS FROM SCRIMMAGE: During the course of the year, Brown had ten runs from scrimmage of 15 yards or longer . . . He broke off a 65-yard TD run (vs. Kansas City, 10/21) and a 58-yard run (vs. Carolina, 9/25), his two longest of the season . . . They marked two of the three longest runs from scrimmage ever by a Dolphins rookie:

LONGEST RUNS FROM SCRIMMAGE BY A DOLPHINS ROOKIE

PLAYER	DISTANCE	OPPONENT, DATE
1. Leroy Harris	77	vs. Baltimore, 12/5/77
2. RONNIE BROWN	65	VS. KANSAS CITY, 10/21/05
3. RONNIE BROWN	58	VS. CAROLINA, 9/25/05
4. Gary Davis	57	vs. Buffalo, 12/5/76

GAME HIGHLIGHTS: Made NFL debut, in a starting role, in opener vs. Denver (9/11) . . . Became the first Dolphins rookie running back to start on opening day since Karim Abdul-Jabbar in 1996 . . . Responded with 57 yards rushing on 22 attempts and one catch for four yards . . . First career 100-yard rushing game occurred two weeks later when he rushed for 132 yards and a touchdown on 23 attempts vs. Carolina (9/25) . . . Added three catches for 15 yards . . . It marked the first time a Dolphin rookie running back rushed for 100 or more yards since November 21, 1999 when J.J. Johnson ran for 106 yards vs. New England . . . His 132 yards rushing at the time also was the fourth-highest single-game rushing figure by a rookie in team history . . . Of Brown's total on the day, 103 came in the second half . . . Had a 58-yard run, the second-longest run from scrimmage by a Dolphins rookie at the time and now third . . . First career touchdown came on a one-yard run 4:51 into the contest to give the Dolphins a 7-0 lead . . . The following game at Buffalo (10/9), rushed for 97 yards on 17 carries, and turned in a 5.7-yard average per rush attempt for the second game in a row . . . It gave him 229 yards rushing over that two-game span, the most-ever for a Dolphins rookie . . . Put together a season-high 11.9-yard average per attempt vs. Kansas City (10/21) when he rushed for 95 yards on eight carries . . . This total included a 65-yard TD run, the second-longest ever by a Dolphins rookie and tied for ninth overall in Dolphins history . . . Compiled second 100-yard rushing game of the year the following week at New Orleans, as he rushed for 106 yards on 23 carries, including a long run of 35 . . . With Ricky Williams gaining 82 yards in the Saints game, it marked the first time that two Dolphins rushed for 80 yards or more in the same game

since October 8, 1979 when Delvin Williams had 86 yards and Larry Csonka had 83 yards at Oakland . . . In four games during the month of October, Brown totaled 320 yards rushing and two touchdowns on 57 carries, a 5.6-yard average per attempt . . . Also caught 12 passes for 90 yards, including a season-high six receptions (19 yards) at Buffalo . . . First career touchdown reception came on a 23-yard catch from Sage Rosenfels vs. Buffalo (12/4) . . . The score occurred on third-and-13 with 7:35 to play in the game and closed the Dolphins' deficit to 23-17 as they went on for a 24-23 victory.

COLLEGE

Played in 47 games, including 21 starts, over a five-year span (2000-04) . . . Appeared in the first two games as a true freshman in 2000 before redshirting . . . Concluded his career with 2,707 yards and 28 touchdowns on 513 attempts, and caught 58 passes for 668 yards and a pair of scores . . . Compiled 913 yards rushing and eight touchdowns as a senior when he amassed a career-best 6.0-yard average per carry . . . Ranked second on the squad with a career-high 34 receptions for 313 yards and a touchdown . . . Was a second-team All-Southeastern Conference selection by the Associated Press . . . Led Auburn with a career-high 1,008 yards and 13 touchdowns 175 attempts (5.8 avg.) as a sophomore in 2002 . . . Was a second-team All-SEC choice that year as well in addition to being named the winner of the Pat Sullivan Award, which recognizes Auburn's top offensive player . . . Rushed for a career-high 224 yards and three touchdowns on 33 carries against Mississippi State . . . Was named the MVP of the Capital One Bowl following the season when he ran for 184 yards and two touchdowns against Penn State . . . Earned degree in communications.

PERSONAL

Single . . . Attended Cartersville (Ga.) High School where he was name the top running back in Georgia by Super Prep and the state Class 2A Player of the Year as a senior . . . In his final prep season, rushed for 1,931 yards and 25 touchdowns on 206 attempts . . . Also played free safety, a position from which he recorded three interceptions . . . Participated on the baseball team while in high school and hit .330 with nine home runs as a junior . . . Was drafted by the Seattle Mariners in 2000, following his senior season . . . During the spring of 2004, served an internship at the Auburn Network, where he edited and produced highlight films . . . Likes to work with children, has spoken to kids at the Broward County Juvenile Center and participated in events benefiting the Boys and Girls Clubs of Broward . . . Enjoys watching movies in spare time, cites "Menace II Society" as favorite movie . . . Also lists T.I. as favorite recording artist . . . Growing up, Barry Sanders was his favorite professional athlete . . . Along with former Auburn teammate Cadillac Williams, held a fundraiser in South Florida last year to benefit the victims of Hurricane Katrina . . . Full name is Ronnie G. Brown, born December 12, 1981 in Rome, Ga.

RONNIE BROWN'S NFL REGULAR SEASON STATISTICS

YEAR	TEAM	RUSHING								RECEIVING				
		GP	GS	ATT.	YDS.	AVG.	LG	TD		NO.	YDS.	AVG.	LG	TD
2005	Miami	15	14	207	907	4.4	65t	4		32	232	7.3	38	1

ADDITIONAL STATS

Miscellaneous Tackles: 3 in 2005

SINGLE-GAME HIGHS

Most Rushing Yards:	132	vs. Carolina, 9/25/05
	106	at New Orleans, 10/30/05
	97	at Buffalo, 10/9/05
Most Rushing Attempts:	23	vs. Carolina, 9/25/05
	23	at New Orleans, 10/30/05
	22	vs. Denver, 9/11/05
Most Rushing TDs:	1,	four times (last: at Oakland, 11/27)
Longest Runs:	65t	vs. Kansas City, 10/21/05
	58	vs. Carolina, 9/25/05
	35	at New Orleans, 10/30/05

Most Receptions:	6 at Buffalo, 10/9/05
	4 vs. New England, 11/13/05
	3 vs. Carolina, 9/25/05
Most Receiving Yards:	44 at Tampa Bay, 10/16/05
	30 vs. Buffalo, 12/4/05
	28 vs. New England, 11/13/05
Longest Receptions:	38 at Tampa Bay, 10/16/05
	23 vs. New England, 11/13/05
	23t vs. Buffalo, 12/4/05
Most Receiving TDs:	1 vs. Buffalo, 12/4/05
Most Total Yards	
from Scrimmage:	147 vs. Carolina, 9/25/05
	118 at New Orleans, 10/30/05
	116 at Buffalo, 10/9/05

100-YARD RUSHING GAMES (2)

DATE	OPPONENT	NO.	YDS.	AVG.	LG	TD
9/25/05	vs. Carolina	23	132	5.7	58	1
10/30/05	at New Orleans	23	106	4.6	35	0

2005 GAME-BY-GAME STATISTICS

DATE	OPPONENT	P/S	RUSHING				RECEIVING				W/L	SCORE
			ATT.	YDS.	LG	TD	NO.	YDS.	LG	TD		
9/11	DENVER	S	22	57	15	0	1	4	4	0	W	31-10
9/18	at New York Jets	S	12	35	9	0	1	5	5	0	L	7-17
9/25	CAROLINA	S	23	132	58	1	3	15	10	0	W	27-24
10/9	at Buffalo	S	17	97	28	0	6	19	8	0	L	14-20
10/16	at Tampa Bay	S	9	22	8t	1	2	44	38	0	L	13-27
10/21	KANSAS CITY	S	8	95	65t	1	2	15	13	0	L	20-30
10/30	at New Orleans	S	23	106	35	0	2	12	9	0	W	21-6
11/6	ATLANTA	S	12	67	15	0	2	11	6	0	L	10-17
11/13	NEW ENGLAND	S	14	64	16	0	4	28	23	0	L	16-23
11/20	at Cleveland	S	12	56	11	0	1	2	2	0	L	0-22
11/27	at Oakland	S	15	58	14	1	2	23	15	0	W	33-21
12/4	BUFFALO	S	9	22	7	0	2	30	23t	1	W	24-23
12/11	at San Diego	S	11	30	9	0	0	0	0	0	W	23-21
12/18	NEW YORK JETS	S	12	45	12	0	2	11	8	0	W	24-20
12/24	TENNESSEE		INACTIVE								W	24-10
1/1/06	at New England	P	8	21	6	0	2	13	7	0	W	28-26
2005 TOTALS			15-14	207	907	65t	4	32	232	38	1	9-7

RONNIE BROWN'S RUSHING BREAKDOWN

	2005						CAREER					
	G	NO	YDS	AVG	LG	TD	G	NO	YDS	AVG	LG	TD
Buffalo	2	26	119	4.6	28	0	2	26	119	4.6	28	0
Miami	-	-	-	-	-	-	-	-	-	-	-	-
New England	2	22	85	3.9	16	0	2	22	85	3.9	16	0
N.Y. Jets	2	24	80	3.3	12	0	2	24	80	3.3	12	0
AFC East	6	72	284	3.9	28	0	6	72	284	3.9	28	0
Baltimore	-	-	-	-	-	-	-	-	-	-	-	-
Cincinnati	-	-	-	-	-	-	-	-	-	-	-	-
Cleveland	1	12	56	4.7	11	0	1	12	56	4.7	11	0
Pittsburgh	-	-	-	-	-	-	-	-	-	-	-	-
AFC North	1	12	56	4.7	11	0	1	12	56	4.7	11	0
Houston	-	-	-	-	-	-	-	-	-	-	-	-
Indianapolis	-	-	-	-	-	-	-	-	-	-	-	-
Jacksonville	-	-	-	-	-	-	-	-	-	-	-	-
Tennessee	-	-	-	-	-	-	-	-	-	-	-	-
AFC South	-	-	-	-	-	-	-	-	-	-	-	-

RONNIE BROWN'S RUSHING BREAKDOWN

	2005						CAREER					
	G	NO	YDS	AVG	LG	TD	G	NO	YDS	AVG	LG	TD
Denver	1	22	57	2.6	15	0	1	22	57	2.6	15	0
Kansas City	1	8	95	11.9	65	1	1	8	95	11.9	65	1
Oakland	1	15	58	3.9	14	1	1	15	58	3.9	14	1
San Diego	1	11	30	2.7	9	0	1	11	30	2.7	9	0
AFC West	4	56	240	4.3	65	2	4	56	240	4.3	65	2
AFC Total	11	140	580	4.1	65	2	11	140	580	4.1	65	2
Dallas	-	-	-	-	-	-	-	-	-	-	-	-
N.Y. Giants	-	-	-	-	-	-	-	-	-	-	-	-
Philadelphia	-	-	-	-	-	-	-	-	-	-	-	-
Washington	-	-	-	-	-	-	-	-	-	-	-	-
NFC East	-	-	-	-	-	-	-	-	-	-	-	-
Chicago	-	-	-	-	-	-	-	-	-	-	-	-
Detroit	-	-	-	-	-	-	-	-	-	-	-	-
Green Bay	-	-	-	-	-	-	-	-	-	-	-	-
Minnesota	-	-	-	-	-	-	-	-	-	-	-	-
NFC North	-	-	-	-	-	-	-	-	-	-	-	-
Atlanta	1	12	67	5.6	15	0	1	12	67	5.6	15	0
Carolina	1	23	132	5.7	58	1	1	23	132	5.7	58	1
New Orleans	1	23	106	4.6	35	0	1	23	106	4.6	35	0
Tampa Bay	1	9	22	2.4	8	1	1	9	22	2.4	8	1
NFC South	4	67	327	4.9	58	2	4	67	327	4.9	58	2
Arizona	-	-	-	-	-	-	-	-	-	-	-	-
St. Louis	-	-	-	-	-	-	-	-	-	-	-	-
San Francisco	-	-	-	-	-	-	-	-	-	-	-	-
Seattle	-	-	-	-	-	-	-	-	-	-	-	-
NFC West	-	-	-	-	-	-	-	-	-	-	-	-
NFC Total	4	67	327	4.9	58	2	4	67	327	4.9	58	2
Home	7	100	482	4.8	65	2	7	100	482	4.8	65	2
Road	8	107	425	4.0	35	2	8	107	425	4.0	35	2
1st Down	15	119	582	4.9	65	4	15	119	582	4.9	65	4
2nd Down	15	69	250	3.6	16	0	15	69	250	3.6	16	0
3rd Down	15	18	70	3.9	18	0	15	18	70	3.9	18	0
4th Down	15	1	5	5.0	5	0	15	1	5	5.0	5	0
1st Half	15	112	381	3.4	22	2	15	112	381	3.4	22	2
2nd Half	15	95	526	5.5	65	2	15	95	526	5.5	65	2
Overtime	-	-	-	-	-	-	-	-	-	-	-	-
Grass	13	178	775	4.4	65	4	13	178	775	4.4	65	4
Turf	2	29	132	4.6	28	0	2	29	132	4.6	28	0
Aug./Sept.	3	57	224	3.9	58	1	3	57	224	3.9	58	1
October	4	57	320	5.6	65	2	4	57	320	5.6	65	2
November	4	53	245	4.6	16	1	4	53	245	4.6	16	1
Dec./Jan.	4	40	118	3.0	12	0	4	40	118	3.0	12	0
Games 1-8	8	126	611	4.8	65	3	8	126	611	4.8	65	3
Games 9-16	7	81	296	3.7	16	1	7	81	296	3.7	16	1
Wins	8	123	471	3.8	58	2	8	123	471	3.8	58	2
Losses	7	84	436	5.2	65	2	7	84	436	5.2	65	2
Ties	-	-	-	-	-	-	-	-	-	-	-	-

RONNIE BROWN'S RECEIVING BREAKDOWN

	2005						CAREER					
	G	NO	YDS	AVG	LG	TD	G	NO	YDS	AVG	LG	TD
Buffalo	2	8	49	6.1	23	1	2	8	49	6.1	23	1
Miami	-	-	-	-	-	-	-	-	-	-	-	-
New England	2	6	41	6.8	23	0	2	6	41	6.8	23	0
N.Y. Jets	2	3	16	5.3	8	0	2	3	16	5.3	8	0
AFC East	6	17	106	6.2	23	1	6	17	106	6.2	23	1
Baltimore	-	-	-	-	-	-	-	-	-	-	-	-
Cincinnati	-	-	-	-	-	-	-	-	-	-	-	-
Cleveland	1	1	2	2.0	2	0	1	1	2	2.0	2	0
Pittsburgh	-	-	-	-	-	-	-	-	-	-	-	-
AFC North	1	1	2	2.0	2	0	1	1	2	2.0	2	0

RONNIE BROWN'S RECEIVING BREAKDOWN

	2005						CAREER					
	G	NO	YDS	AVG	LG	TD	G	NO	YDS	AVG	LG	TD
Houston	-	-	-	-	-	-	-	-	-	-	-	-
Indianapolis	-	-	-	-	-	-	-	-	-	-	-	-
Jacksonville	-	-	-	-	-	-	-	-	-	-	-	-
Tennessee	-	-	-	-	-	-	-	-	-	-	-	-
AFC South	-	-	-	-	-	-	-	-	-	-	-	-
Denver	1	1	4	4.0	4	0	1	1	4	4.0	4	0
Kansas City	1	2	15	7.5	13	0	1	2	15	7.5	13	0
Oakland	1	2	23	11.5	15	0	1	2	23	11.5	15	0
San Diego	1	0	0	-	-	0	1	0	0	-	-	0
AFC West	4	5	42	8.4	15	0	4	5	42	8.4	15	0
AFC Total	11	23	150	6.5	23	1	11	23	150	6.5	23	1
Dallas	-	-	-	-	-	-	-	-	-	-	-	-
N.Y. Giants	-	-	-	-	-	-	-	-	-	-	-	-
Philadelphia	-	-	-	-	-	-	-	-	-	-	-	-
Washington	-	-	-	-	-	-	-	-	-	-	-	-
NFC East	-	-	-	-	-	-	-	-	-	-	-	-
Chicago	-	-	-	-	-	-	-	-	-	-	-	-
Detroit	-	-	-	-	-	-	-	-	-	-	-	-
Green Bay	-	-	-	-	-	-	-	-	-	-	-	-
Minnesota	-	-	-	-	-	-	-	-	-	-	-	-
NFC North	-	-	-	-	-	-	-	-	-	-	-	-
Atlanta	1	2	11	5.5	6	0	1	2	11	5.5	6	0
Carolina	1	3	15	5.0	10	0	1	3	15	5.0	10	0
New Orleans	1	2	12	6.0	9	0	1	2	12	6.0	9	0
Tampa Bay	1	2	44	22.0	38	0	1	2	44	22.0	38	0
NFC South	4	9	82	9.1	38	0	4	9	82	9.1	38	0
Arizona	-	-	-	-	-	-	-	-	-	-	-	-
St. Louis	-	-	-	-	-	-	-	-	-	-	-	-
San Francisco	-	-	-	-	-	-	-	-	-	-	-	-
Seattle	-	-	-	-	-	-	-	-	-	-	-	-
NFC West	-	-	-	-	-	-	-	-	-	-	-	-
NFC Total	4	9	82	9.1	38	0	4	9	82	9.1	38	0
Home	7	16	114	7.1	23	1	7	16	114	7.1	23	1
Road	8	16	118	7.4	38	0	8	16	118	7.4	38	0
1st Down	15	12	88	7.3	23	0	15	12	88	7.3	23	0
2nd Down	15	12	106	8.8	38	0	15	12	106	8.8	38	0
3rd Down	15	8	38	4.8	23	1	15	8	38	4.8	23	1
4th Down	1	0	0	-	-	0	1	0	0	-	-	0
1st Half	15	13	65	5.0	13	0	15	13	65	5.0	13	0
2nd Half	15	19	167	8.8	38	1	15	19	167	8.8	38	1
Overtime	-	-	-	-	-	-	-	-	-	-	-	-
Grass	13	25	208	8.3	38	1	13	25	208	8.3	38	1
Turf	2	7	24	3.4	8	0	2	7	24	3.4	8	0
Aug./Sept.	3	5	24	4.8	10	0	3	5	24	4.8	10	0
October	4	12	90	7.5	38	0	4	12	90	7.5	38	0
November	4	9	64	7.1	23	0	4	9	64	7.1	23	0
Dec./Jan.	4	6	54	9.0	23	1	4	6	54	9.0	23	1
Games 1-8	8	19	125	6.6	38	0	8	19	125	6.6	38	0
Games 9-16	7	13	107	8.2	23	1	7	13	107	8.2	23	1
Wins	8	14	108	7.7	23	1	8	14	108	7.7	23	1
Losses	7	18	124	6.9	38	0	7	18	124	6.9	38	0
Ties	-	-	-	-	-	-	-	-	-	-	-	-

RONNIE BROWN LEADS WAY AS A ROOKIE

In 2005, running back Ronnie Brown, the team's first-round draft choice last year, led the team with 907 yards rushing on 207 attempts. He became the sixth rookie to top the Dolphins' rushing chart, joining Jim Kiick (621 in 1968), Troy Stradford (619 in 1987), Sammie Smith (659 in 1989), Karim Abdul-Jabbar (1,116 in 1996) and J.J. Johnson (558 in 1999).

Vernon Carey

72 Tackle

Height/Weight6-5, 335
Born7/31/81
CollegeMiami (Fla.) '04
AcquiredD1, 2004
Signed Through2008
NFLThird Season
DolphinsThird Season



PRO CAREER

CAREER TRANSACTIONS: First-round draft choice of the Dolphins in 2004 (19th overall) ... Was the third offensive lineman selected, behind only Iowa T Robert Gallery (2nd, Oakland) and Arkansas T Shawn Andrews (16th, Philadelphia).

2005 – Played in all 16 games, including 14 starts at right tackle ... The only games he did not open were at Buffalo (10/9) and at Tampa Bay (10/16) ... Part of a line that yielded just 26 sacks, the fourth-lowest total in the NFL, and led a running game that averaged 118.6 yards an outing and 4.3 yards per rush attempt, which ranked seventh and fourth in the AFC, respectively ... Took part in all but one offensive snap over the final 11 weeks of the season.

2004 – Played in 14 games, including two starts, in his rookie season ... Was inactive for two contests ... Made initial start of NFL career when he opened at right tackle in place of the injured John St. Clair (ankle) at New England (10/10) ... Also opened at that spot the following week at Buffalo (10/17).

FINS FACT

Vernon, who grew up in the Liberty City area of Miami and attended the University of Miami, worked for a local beer distributor during his sophomore summer of college, making \$8 an hour. "I typed in codes for different beer vendors," Carey said. "I thought it was pretty good money."

COLLEGE

Four-year letterman (2000-03) who started his final two seasons at Miami ... Led the Hurricanes in key blocks (knockdowns/pancakes) as both a junior and senior ... Started 11 games as a senior ... Moved to left guard in spring drills after starting at right tackle as a junior ... Named as a third-team All-America choice by the Associated Press and College Football News ... Earned second-team All-Big East Conference honors from the media ... Started all 12 games at right offensive tackle as a junior ... Collected eight touchdown-resulting blocks and 79 key blocks (42 pancakes) ... Named as a second-team All-Big East Conference choice ... Played in every game with one start as a sophomore ... Stepped in at tackle in the season finale at Virginia Tech when left tackle Bryant McKinnie went out with a knee injury ... Played in eight games as a redshirt freshman ... Redshirted as a true freshman in 1999 ... Spent the season as a member of the Hurricanes' scout team ... Holds B.A. degree in liberal arts.

PERSONAL

Married to LaTavia, his long-time girlfriend whom he wedded on October 5, 2004, the Tuesday prior to the New England Patriots game of his rookie season (10/10), his first NFL start ... Couple has a son, Vernon, Jr. and twins, son Jaylen, and daughter, Taelynn ... Resides in Miramar ... Attended Northwestern High School in Miami ... Did not allow a sack during his

junior and senior seasons . . . Named as a Parade and USA Today first-team All-America pick as a senior . . . Earned first team Class 6A All-State honors . . . Helped guide Northwestern to the Florida Class 6A State Title . . . Was a high school teammate of 49ers wide receiver Antonio Bryant and Broncos linebacker Nate Webster . . . Also lettered in basketball . . . As a child, Vernon lived across the street from the site where Dolphin Stadium now sits, and could see it being built from 1985 through its completion less than two years later . . . Has participated in the team's annual Fishing Tournament which benefits the Miami Dolphins Foundation . . . Has donated time and money to help buy toys during the holidays for children that are part of "Big Mama's Team of Life" . . . Enjoys shooting pool, playing basketball and bowling in spare time . . . Growing up, the Miami Dolphins was his favorite sports team and Reggie White was his favorite athlete . . . Lists "Martin" as favorite television show, Biggie Smalls as favorite recording artist and The Bible as favorite book . . . Full name is Vernon A. Carey, born on July 31, 1981, in Miami, Fla.


VERNON CAREY'S NFL REGULAR SEASON STATISTICS

GAMES/STARTS: 2004: 14/2, 2005: 16/14 NFL TOTALS: 30/16

Kevin Carter

93 Defensive End

Height/Weight 6-6, 305
 Born 9/21/73
 College Florida '95
 Acquired FA, 2005
 Signed Through 2009
 NFL 12th Season
 Dolphins Second Season



PRO CAREER

CAREER TRANSACTIONS: Signed a five-year contract with the Dolphins as a free agent on March 7, 2005 after being released by Tennessee on February 22 . . . Originally a first-round draft choice of St. Louis (6th overall) in 1995 . . . Was traded to the Titans on April 4, 2001 in exchange for a 2001 first-round draft choice.

CAREER PRO BOWL SELECTIONS: 2 (1999, 2002).

2005 — Started all 16 games at left defensive end, the fifth straight year in which he opened all 16 regular season contests . . . Posted 54 tackles, six sacks, four passes defended, a fumble recovery and a forced fumble . . . Sack total tied with David Bowens for second on the team . . . It also marked the 10th time in his 11 NFL seasons that he produced five or more sacks . . . Was credited with a season-high six tackles on two occasions; at N.Y. Jets (9/18) and vs. Atlanta (11/6) . . . First sack as a Dolphin came in the Jets contest, the first of two straight games in which he recorded a sack, as he also

FINS FACT

Looking to expand his involvement in community philanthropies even further, Kevin and his wife, Shima, initiated the Kevin Carter Foundation in 2002. The Foundation focuses on character development, unique incentive programs for inner-city youth and assisting a variety of non-profit agencies through charity special events appearances and financial contributions. Through the foundation, Kevin launched the "Sacks for Sickle Cell" program in 2003 in which he donated \$500 for every sack he made to the American Sickle Cell Anemia Association in honor of his mother, Virginia, who passed away from the disease.

had one vs. Carolina (9/25) ... Notched the second safety of his career in win at New Orleans (10/30) when he sacked Saints QB Aaron Brooks in the end zone, giving the Dolphins an 11-6 lead late in the third quarter as they went on for a 21-6 victory ... Came up with key recovery of a Drew Brees fumble in the fourth quarter of win at San Diego (12/11) ... The fumble was caused by Jeremiah Bell and led directly to an Olindo Mare field goal, giving the Dolphins a 23-14 lead as they held on for a 23-21 victory ... Against his former team, the Tennessee Titans (12/24), posted five tackles and a sack ... On the sack, forced the ball loose from Billy Volek, which was recovered by Vonnie Holliday at the Dolphins' 16 to thwart a Titans drive ...

CONSECUTIVE GAMES PLAYED: Carter enters the 2006 season having played in 176 straight league games and started 103 in a row ... Has never missed a game in his 11 previous NFL seasons ... The last time he did not start a game was on December 3, 2000 at Carolina, in his final season with the Rams ... This streak of 176 is the tied for the fifth-longest current streak in the NFL, excluding kickers and punters:

LONGEST CURRENT NFL STREAKS, CONSECUTIVE GAMES PLAYED

(excludes kickers and punters)

PLAYER	POS.	TEAM(S)	NO.
1. Brett Favre	QB	Green Bay	223
2. Will Shields	G	Kansas City	208
3. Brent Alexander*	S	Arizona, Carolina, Pittsburgh, Giants	192
Lorenzo Neal	FB	N.O., Jets, T.B., Tenn., Cin., S.D.	192
5. KEVIN CARTER	DE	ST. LOUIS, TENNESSEE, MIAMI	176
Derrick Brooks	LB	Tampa Bay	176

* Announced retirement following 2005 season

CAREER SACK TOTAL: In his 11-year career, Carter has accumulated 92 sacks, including at least 5.5 in ten of his previous 11 seasons ... He has registered double-digit sack totals on four occasions, including three straight years (1998-2000) ... This included a career-high 17 in 1999 as a St. Louis Ram, when he helped the team to a Super Bowl Championship ... Carter's career sack total is fourth among players who were active in the NFL in 2005:

MOST SACKS AMONG PLAYERS ACTIVE IN THE NFL IN 2005

PLAYER	TEAM(S)	YEARS	NO.
1. Michael Strahan	N.Y. Giants	13	129.5
2. Simeon Rice	Arizona, Tampa Bay	10	119.0
3. Jason Taylor	Miami	9	92.5
4. KEVIN CARTER	ST. LOUIS, TENNESSEE, MIAMI	11	92.0
5. Warren Sapp	Tampa Bay, Oakland	11	84.0

MULTIPLE SACK GAMES: In his career, Carter has notched two or more sacks in a game 14 times ... This includes a career-high three, which he has achieved four times, most recently on November 14, 2004 against Chicago ... Broken down by years, these 14 were accomplished as follows: 1 in 1996, 1 in 1997, 2 in 1998, 5 in 1999, 2 in 2000, 1 in 2001, 1 in 2002, 1 in 2004 ... Carter's teams are 8-6 in games when he has tallied two or more sacks.

2004 – Started all 16 games for the Titans ... Posted 82 tackles, six sacks, a fumble recovery, a forced fumble and two passes defended ... Opened nine games at left defensive tackle and seven at left end ... Tackle total marked a career-high and was the most of any Titans lineman in '04 ... Turned in his top performance of the year in 19-17 overtime loss vs. Chicago (11/14), when he recorded a career-high 12 tackles, equaled a career-best with three sacks and also forced a fumble as the Titans held the Bears to 176 yards of total offense ... It marked the fourth time in his career he tallied three sacks in a game.

2003 – Started all 16 games ... Led all Titans linemen with 79 tackles ... Added 5.5 sacks, a forced fumble and a pass defended ... Played both end and tackle and was instrumental in helping Tennessee to the No. 1-ranked rushing defense in the NFL (80.9 yards per game) ... Amassed a season-high 10 tackles, a half-sack and a forced fumble at Atlanta (11/23) ... Started both playoff games and registered seven tackles, a sack and a forced fumble ... Had two tackles and a sack in First-Round win at Baltimore (1/3/04) as Tennessee held Jamal Lewis to 35 yards rushing.

2002 – Opened all 16 contests . . . Was voted to the second Pro Bowl of his career as he posted 71 tackles and 10 sacks, a figure which tied for fourth in the AFC . . . Added a fumble recovery and a pass defended . . . Recorded 1.5 sacks and a fumble recovery in season-opening win vs. Philadelphia (9/8) . . . Collected a season-high 10 tackles, including 1.5 sacks, vs. Cleveland (9/22) . . . Had a season-best two sacks vs. Jacksonville (10/13) . . . Started both playoff games and produced five tackles and a forced fumble as Tennessee advanced to the AFC Championship game . . . Following the season, was named as a second-team All-Pro by Football Digest.

2001 – Started all 16 games at left defensive end in his first season with the Titans . . . Posted 61 tackles and a pair of sacks . . . Led the team with 34 QB pressures . . . Both sacks came in 27-24 win at Detroit (10/21).

2000 – Started 13 of the 16 games in which he played in his final season with St. Louis . . . Tallied 42 tackles, 10.5 sacks, a fumble recovery, a forced fumble and a pass defended . . . Sack total ranked second on the team and ninth in the NFC . . . Had streak of 87 consecutive starts snapped when he saw action in a reserve role vs. San Francisco (10/29) . . . Recorded a season-high three sacks at Carolina (11/5).

1999 – Started all 16 games . . . Posted 44 tackles and career-high figures of 17 sacks and 59 QB pressures . . . Added a career-best four forced fumbles, a pair of fumble recoveries and two passes defended as he was selected to the first Pro Bowl of his career . . . Became the first Rams defensive lineman to be chosen for the Pro Bowl since Jack Youngblood in 1979 . . . Sack total led the NFL in '99 and was the most by a Ram since Youngblood racked up 18 in 1979 . . . Had five multiple-sack games on the year, including a season-high three at Detroit (11/7), the first of eight straight wins by the Rams . . . Posted 2.5 sacks the following week vs. Carolina (11/14) and a pair of sacks at San Francisco (11/21), giving him 7.5 sacks in November as he was named NFC Defensive Player of the Month . . . In the Panthers game, also recovered a fumble and was named NFC Defensive Player of the Week . . . Posted the 50th sack of his career in win vs. N.Y. Giants (12/19) . . . Started all three playoff games and was credited with six tackles and three sacks . . . Had a sack of Steve McNair in the Rams' Super Bowl XXXIV win over Tennessee . . . Was a consensus All-Pro pick following the season in addition to being named to the All-Madden Team and Phil Simms' All-Iron Team.

1998 – Started all 16 games . . . Recorded 59 tackles, 12 sacks, a forced fumble and a career-high five passes defended . . . Sack total led the team, tied for sixth in the NFC and was the most by a Ram since Kevin Greene garnered 13 in 1990 . . . Earned the Daniel F. Reeves Memorial Award as the Rams' Most Valuable Player as voted upon by coaches and players, becoming the first defensive player to earn this honor since LB Shane Conlan in 1994 . . . Turned in a pair of multiple-sack games on the year, including two at Buffalo (9/20) and a career-high three vs. Carolina (1/22) . . . Had a streak of six straight games with at least a half-sack (games 8-13), the longest such streak of his career . . . Blocked a Chris Boniol 46-yard field goal attempt at Philadelphia (12/3).

1997 – Started all 16 games . . . Amassed 45 tackles, 7.5 sacks, two fumble recoveries, two forced fumbles and two passes defended . . . Also blocked a pair of field goals on special teams . . . Sack total ranked second on the club . . . Posted five sacks over the final six games of the year, including two in finale at Carolina (12/20) . . . Blocked a Jason Elam 43-yard field goal attempt at Denver (9/14) and a 22-yard try by Jeff Jaeger vs. Chicago (12/14).

1996 – Started all 16 games . . . Registered 65 tackles, 9.5 sacks, four forced fumbles, a fumble recovery and two passes defended . . . Sack total led team and tied for 13th in the NFC . . . In season-opening win vs. Cincinnati (9/1), recorded 1.5 sacks, the first time in his career he had more than one sack in a game . . . At Arizona (9/29), recorded two sacks in a game for the first time in his career . . . In win vs. New Orleans (12/21) to close out season, notched a season-high nine tackles, while also causing two fumbles and recovering one more.

1995 – Started all 16 games for St. Louis in his rookie season . . . Posted 50 tackles, six sacks, two forced fumbles and a fumble recovery . . . Won the team's Carroll Rosenbloom Memorial Award as the Rams' Rookie of Year . . . Was an all-rookie selection by several outlets . . . Sack total ranked second on the squad and was second among NFL rookies in '95, trailing only the Jets' Hugh Douglas (10) . . . First career sack came in his NFL debut when he dropped Brett Favre for a 10-yard loss at Green Bay (9/3) . . . Also on that day, became the first Rams rookie to start on defense in a season-opener since DT Sean Gilbert in 1992 . . . Tallied first career safety when he sacked Boomer Esiason in end zone vs. N.Y. Jets (12/3).

COLLEGE

Was a four-year letterman at Florida (1991-94) who played in 47 games with 37 starts during his career . . . Opened at left defensive end each of his final three seasons . . . Concluded his career with 203 tackles, 39 stops for loss and 21.5 sacks . . . Was a first-team consensus All-America selection as a senior when he tallied 66 tackles and 11.5 sacks . . . Was a first-team All-SEC choice each of his final two seasons . . . First collegiate start came against Syracuse on September 21, 1991 as he became the first true freshman to start along the defensive line for the Gators since 1979 . . . Majored in zoology.

PERSONAL

Married to Shima with a son, Zion . . . Was a Parade All-America selection as a linebacker his senior year at Lincoln High School in Tallahassee, Fla . . . Lettered in basketball as well . . . Was a member of the school's Crime and Drug Prevention Task Force and was named Student-Athlete of the Year as a senior . . . He and his wife have been extremely active in community endeavors, and in 2002 started the Kevin Carter Foundation . . . Was the winner of the Tennessee Titans' Community Man of the Year Award three straight years (2002-04) . . . During his six years with the Rams (1995-2000), was a United Way African-American Leadership Giver . . . Also was part of a defensive line that raised more than \$100,000 for St. Patrick Center through their Sack Homelessness Program . . . In 1998, started the Kevin Carter Football Endowment at the University of Florida, which provides scholarships at the Gainesville school . . . While at Florida, served as president for the school's chapter of Fellowship of Christian Athletes . . . In 2004, was inducted into the University of Florida Sports Hall of Fame . . . In 2005, was part of the Dolphins' "All Community Team," in which he donated 20 tickets for each home game to the Head Start/Men As Partners Program . . . Work with kids in South Florida includes visiting foster children at Kids in Distress, speaking at D.A.R.E. graduations and speaking to at-risk kids in the Broward County Court system . . . Brother, Bernard Carter, played linebacker at East Carolina University from 1990-93, and spent a brief stint in the NFL with Green Bay (1994) and Jacksonville (1995) . . . Full name is Kevin Louis Carter, born September 21, 1973 in Miami.

KEVIN CARTER'S NFL REGULAR SEASON STATISTICS

YEAR TEAM	GP	GS	TACKLES					INTERCEPTIONS					FUMBLES		
			TOT	SOLO	ASST	SK	YDS	NO	YDS	LG	TD	PD	FF	FR	YDS
1995 St. Louis	16	16	50	35	15	6	23	0	0	-	0	0	2	1	0
1996 St. Louis	16	16	65	41	24	9.5	71.5	0	0	-	0	2	4	1	0
1997 St. Louis	16	16	45	33	12	7.5	62	0	0	-	0	2	2	2	5
1998 St. Louis	16	16	59	45	14	12	76	0	0	-	0	5	1	0	0
1999 St. Louis	16	16	44	31	13	17	106	0	0	-	0	2	4	2	0
2000 St. Louis	16	13	42	32	10	10.5	53	0	0	-	0	1	1	1	0
2001 Tennessee	16	16	61	39	22	2	11	0	0	-	0	2	0	0	0
2002 Tennessee	16	16	71	42	29	10	59	0	0	-	0	1	0	1	0
2003 Tennessee	16	16	79	49	30	5.5	40.5	0	0	-	0	1	1	0	0
2004 Tennessee	16	16	82	40	42	6	39	0	0	-	0	2	1	1	0
2005 Miami	16	16	54	35	19	6	33	0	0	-	0	4	1	1	0
NFL TOTALS	176	173	652	422	230	92	574	0	0	-	0	22	17	10	5
MIAMI TOTALS	16	16	54	35	19	6	33	0	0	-	0	4	1	1	0

KEVIN CARTER'S NFL PLAYOFF STATISTICS

YEAR TEAM	GP	GS	TACKLES					INTERCEPTIONS					FUMBLES		
			TOT	SOLO	ASST	SK	YDS	NO	YDS	LG	TD	PD	FF	FR	YDS
1999 St. Louis	3	3	6	4	2	3	18	0	0	-	0	1	0	0	0
2000 St. Louis	1	1	2	2	0	0	0	0	0	-	0	0	0	0	0
2002 Tennessee	2	2	5	4	1	0	0	0	0	-	0	0	1	0	0
2003 Tennessee	2	2	7	6	1	1	5	0	0	-	0	0	1	0	0
PLAYOFF TOTALS	8	8	20	16	4	4	23	0	0	-	0	1	2	0	0

ADDITIONAL STATS

Safeties: (St. Louis) 1 in 1995, (Miami) 1 in 2005 for total of 2

Special Teams Tackles: 1 in 1998

Blocked Field Goals: 2 in 1997, 1 in 1998 for total of 3

SINGLE-GAME HIGHS

Most Sacks:	3.0	vs. Carolina, 11/22/98
	3.0	at Detroit, 11/7/99
	3.0	at Carolina, 12/3/00
	3.0	vs. Chicago, 11/14/04
	2.5	vs. Carolina, 11/14/99
	2.5	at Carolina, 12/5/99
	2.0	at Arizona, 9/29/96
	2.0	at Carolina, 12/20/97
	2.0	at Buffalo, 9/20/98
	2.0	vs. Baltimore, 9/12/99
	2.0	at San Francisco, 11/21/99
	2.0	vs. Washington, 11/20/00
	2.0	at Detroit, 10/21/01
	2.0	vs. Jacksonville, 10/13/02
	10	vs. Miami, 9/9/01
Most Tackles:	10	vs. Cleveland, 9/22/02
	10	at Atlanta, 11/23/03

Chris Chambers

84 Wide Receiver

Height/Weight 5-11, 210
Born 8/12/78
College Wisconsin '01
Acquired D2, 2001
Signed Through 2009
NFL Sixth Season
Dolphins Sixth Season



PRO CAREER

CAREER TRANSACTIONS: Was a second-round draft choice (52nd overall) of the Dolphins in 2001 with a choice obtained from Indianapolis through Dallas in a draft-day trade-up . . . Was the tenth wide receiver taken in the draft . . . Signed a five-year contract extension through the 2009 season on August 5, 2004.

CAREER PRO BOWL SELECTIONS: 1 (2005).

FINS FACT

In addition to being a standout receiver in college, Chris also performed on the Wisconsin basketball team his freshman year (1997-98) where he appeared in seven games upon the conclusion of his first collegiate football season.

2005 – Started all 16 games in which he played . . . Led team with 82 receptions for 1,118 yards and 11 touchdowns . . . Reception total tied for sixth in the AFC and 13th in the NFL while his yardage figure was third in the conference 12th in the league . . . Eleven touchdown catches tied for the second-highest figure in the AFC and third in the NFL, trailing only Indianapolis' Marvin Harrison (12) and Carolina's Steve Smith (12) . . . Chambers set career highs for both receptions

and receiving yards, while his touchdown total equaled his career best that he first achieved in 2003 . . . Over the final six games of the season, recorded 43 catches for 620 yards and six touchdowns . . . With 82 catches on the year, Chambers became the first wide receiver to increase his receiving totals in each of his first five NFL seasons since Muhsin Muhammad did it from 1996-2000 with Carolina . . . In addition, he became just the second Dolphins wide receiver to do it, joining O.J. McDuffie (1993-97) . . . He became the first Dolphin to record 1,000 or more receiving yards since Tony Martin had 1,037 receiving yards in 1999 . . . Overall, it marked the 14th time a Dolphin had a 1,000 receiving yard season, and he is the sixth different Dolphin player to reach that plateau, joining Mark Clayton (five times), Mark Duper (four), Irving Fryar (two), O.J. McDuffie (one) and Martin (one) . . . Also rushed for 92 yards on 12 attempts during the course of the season, as he was third on the team in rushing . . .

AMONG SINGLE-SEASON RECEIVING LEADERS: Each of Chambers' three receiving figures from 2005 rank in the top seven among Dolphins' single-season receiving leaders:

MIAMI DOLPHINS SINGLE-SEASON RECEIVING LEADERS

RECEPTIONS			RECEIVING YARDS			RECEIVING TOUCHDOWNS		
PLAYER	YEAR	REC.	PLAYER	YEAR	YDS.	PLAYER	YEAR	TDs
O.J. McDuffie	1998	90	M. Clayton	1984	1389	Mark Clayton	1984	18
M. Clayton	1988	86	M. Duper	1986	1313	Mark Clayton	1988	14
C. CHAMBERS	2005	82	M. Duper	1984	1306	Nat Moore	1977	12
O.J. McDuffie	1997	76	I. Fryar	1994	1270	C. CHAMBERS	2005	11
T. Kirby	1993	75	M. Clayton	1986	1150	C. CHAMBERS	2003	11
O.J. McDuffie	1996	74	M. Clayton	1988	1129	4 other times		11
3 different players		73	C. CHAMBERS	2005	1118			

RECEIVING YARDAGE LEADER: By amassing a career-high 1,118 receiving yards in 2005, Chambers led the team in this category for the fifth season in a row, the most in Dolphins history:

MOST CONSECUTIVE SEASONS LEADING THE DOLPHINS IN RECEIVING YARDS

PLAYER	YEARS	NUMBER
1. CHRIS CHAMBERS	2001-05	5
2. Paul Warfield	1970-73	4
Nat Moore	1974-87	4

In addition, his streak of five straight seasons leading the team in receiving yardage is the longest in Dolphins history, while his five overall seasons is tied for the most:

MOST SEASONS LEADING THE DOLPHINS IN RECEIVING YARDS

PLAYER	YEARS	NUMBER
1. CHRIS CHAMBERS	2001-05	5
Nat Moore	1974-77, 1979	5
Mark Duper	1983, 1986, 1990-92	5
Mark Clayton	1984-85, 1987-89	5

100-YARD GAMES: Chambers accounted for three 100-yard receiving games in 2005, giving him seven such performances over the last two years and 14 in his career . . . In those 14 games, the Dolphins have posted a record of 8-6 . . . This total ranks third on the Dolphins' all-time chart:

MOST CAREER 100-YARD RECEIVING GAMES BY A DOLPHIN

PLAYER	YEARS	NUMBER
1. Mark Duper	1982-92	28
2. Mark Clayton	1983-92	22
3. CHRIS CHAMBERS	2001-05	14
4. Nat Moore	1974-86	12
5. Paul Warfield	1970-74	10
Duriel Harris	1976-83, 1985	10
Irving Fryar	1993-95	10

All three of Chambers' 100-yard receiving games in 2005 occurred in consecutive weeks . . . He tallied 101 yards (6 rec.) on November 27 at Oakland, 238 yards (15 rec., 1 TD) against Buffalo on December 4 and 121 yards (8 rec., 2 TDs) at San Diego on December 11 . . . This streak of three straight 100-yard receiving games is tied for the second-longest such streak in team history:

MOST CONSECUTIVE 100-YARD RECEIVING GAMES BY A DOLPHIN

PLAYER	YEAR, GAMES	NUMBER
1. Irving Fryar	1994, 10-13	4
2. CHRIS CHAMBERS	2005, 11-13	3
Mark Clayton	1984, 14-16	3
Mark Duper	1986, 3-5	3

AMONG DOLPHINS' ALL-TIME LEADING RECEIVERS: After just five seasons, Chambers ranks in at least the top six in each of the Dolphins' three major receiving categories all-time, including a No. 4 ranking in touchdowns, No. 5 in receiving yards and No. 6 in receptions:

MIAMI DOLPHINS CAREER RECEIVING LEADERS

RECEPTIONS			RECEIVING YARDS			RECEIVING TOUCHDOWNS		
PLAYER	YRS.	REC.	PLAYER	YRS.	YDS.	PLAYER	YRS.	TDs
M. Clayton	1983-92	550	M. Duper	1982-92	8869	M. Clayton	1983-92	81
M. Duper	1982-92	511	M. Clayton	1983-92	8643	N. Moore	1974-86	74
N. Moore	1974-86	510	N. Moore	1974-86	7547	M. Duper	1982-92	59
O.J. McDuffie	1993-01	415	O.J. McDuffie	1993-01	5074	C. CHAMBERS	2001-05	39
T. Nathan	1979-87	383	C. CHAMBERS	2001-05	4596	P. Warfield	1970-74	33
C. CHAMBERS	2001-05	315	D. Harris	1976-83,	4534	O.J. McDuffie	1993-01	29
D. Harris	1976-83,	269	1985			B. Hardy	1978-89	25
	1985		Tony Nathan	1979-87	3592			

TWO-GAME RECEIVING TOTALS: With six catches for 101 yards at Oakland on November 27, 2005 and 15 receptions for 238 yards and a touchdown the following week against Buffalo on December 4, Chambers set Dolphins two-game records for both receptions and receiving yards . . . He surpassed that standard when he hauled in eight passes for 121 yards at San Diego on December 11 . . .

HIGHEST TWO-GAME RECEIVING YARDAGE TOTALS IN DOLPHINS HISTORY

PLAYER	GAME 1 TOTAL	GAME 2 TOTAL	2-GAME TOTALS
1. CHRIS CHAMBERS	15-238 (VS. BUFF., 12/4/05)	8-121 (AT S.D., 12/11/05)	23-359
2. CHRIS CHAMBERS	6-101 (AT OAK., 11/27/05)	15-238 (VS. BUFF., 12/4/05)	21-339
3. Mark Duper	7-173 (vs. Ind., 9/23/84)	8-164 (at St.L., 9/30/84)	15-337

THREE-GAME RECEIVING TOTALS: From weeks 11-13 of 2005, Chambers accumulated 29 catches for 460 yards and three touchdowns . . . His reception total and yardage figures over this three-game span are the most in Dolphins history . . . His 460 yards surpassed the total of 454 by Mark Clayton in games 14-16 of 1984 (22 receptions, 6 TDs) . . . He is one of only three players in team history to have more than 400 yards receiving in three consecutive contests . . .

HIGHEST THREE-GAME RECEIVING YARDAGE TOTALS IN DOLPHINS HISTORY

PLAYER	GAME 1 TOTAL	GAME 2 TOTAL	GAME 3 TOTAL	2-GAME TOTALS
1. C. CHAMBERS	6-101 (AT OAK., 11/27/05)	15-238 (VS. BUFF., 12/4/05)	8-121 (AT S.D., 12/11/05)	29-460
2. Mark Clayton	9-177 (vs. Raid., 12/2/84)	9-127 (at Ind., 12/9/84)	4-150 (vs. Dall., 12/17/84)	22-454
3. Mark Duper	5-68 (at Buff., 9/17/84)	7-173 (vs. Ind., 9/23/84)	8-164 (at St.L., 9/30/84)	20-405

RUSHING: Chambers athletic prowess has made him a threat as a runner as well . . . In fact, at Tampa Bay on October 16, 2005, he led the team in rushing with 25 yards on three attempts, the second time on the year he topped the team's rushing chart . . . He had 61 yards on one carry in the opener against Denver on September 11 . . . In 2005, he amassed 92 yards rushing on 12 attempts, the second-highest single-season rushing total by a Dolphins wide receiver . . . With 265 career rushing yards, he now holds the team all-time record for rushing yards by a Dolphins wide receiver . . .

RUSHING RECORDS FOR A DOLPHINS WIDE RECEIVER

SEASON					
PLAYER	YEAR	YARDS	ATTS.	AVG.	TDs
1. Paul Warfield	1971	115	9	12.8	0
2. CHRIS CHAMBERS	2005	92	12	7.7	0
3. Nat Moore	1977	89	14	6.4	1
CAREER					
PLAYER	YEAR	YARDS	ATTS.	AVG.	TDs
1. CHRIS CHAMBERS	2001-05	265	32	8.3	0
2. Nat Moore	1974-86	248	40	6.4	1
3. Freddie Solomon	1975-77	190	14	13.6	1

PLAYER OF THE WEEK: For his performance in a 24-23 comeback win over Buffalo on December 4 in which he caught 15 passes for 238 yards and a touchdown, Chambers was named the AFC Offensive Player of the Week for the games of December 11-12 . . . It was Chambers' first AFC Offensive Player of the Week award in his five-year career . . . He won NFL Offensive Rookie of the Month honors in November of 2001 . . . He became the first Dolphin to earn AFC Offensive Player of the Week accolades since quarterback Jay Fiedler in week 13 of 2003, in a 40-21 win at Dallas on November 27 . . . He was the first Dolphins wide receiver to win the award since Mark Ingram in week 13 of 1994, in a 28-24 victory over the New York Jets at the Meadowlands . . . Overall, since the award was first instituted in 1984, Chambers was just the fourth Dolphins wide receiver to be bestowed with this honor, joining Ingram, Mark Clayton (Week 16 of 1984, at Dallas) and Mark Duper (Week 15 of 1987, vs. Washington) . . .

PRO BOWL: Chambers was named to the 2006 AFC Pro Bowl team . . . It was his first Pro Bowl selection . . . He was the first Dolphins wide receiver to be selected to the Pro Bowl since Irving Fryar following the 1994 season . . . Overall, he is the sixth Dolphin wide receiver to be chosen to the Pro Bowl, joining Paul Warfield (five selections), Nat Moore (one selection), Mark Duper (three selections), Mark Clayton (five selections) and Fryar (two selections) . . . In the game, he caught two passes for 34 yards, including a 16-yard TD catch from Peyton Manning . . .

GAME HIGHLIGHTS – VS. DENVER (SEPT. 11): Had five catches for 40 yards and led the Dolphins in rushing with one carry for 61 yards on a reverse . . . It was the longest run of his career and was the longest run from scrimmage since wide receiver James McKnight had a 68-yard touchdown run on October 5, 2003 at the New York Giants . . . Chambers' run was the second-longest ever by a Dolphins wide receiver, trailing only McKnight's run . . .

VS. CAROLINA (SEPT. 25): Led the Dolphins in receptions and receiving yards with six catches for 93 yards and one touchdown . . . His touchdown reception came on an acrobatic 42-yard catch from Gus Frerotte in the second quarter which gave the Dolphins a 21-10 lead as they went on for a 27-24 victory . . . In the game, surpassed Tony Nathan for sixth on the Dolphins all-time list for receiving yards . . .

VS. KANSAS CITY (OCT. 21): Led the Dolphins in receiving yards with 88 on two catches, one of which came on a 77-yard scoring reception from Sage Rosenfels . . . The scoring catch tied for the 11th longest pass play in Dolphins history and was the longest since James McKnight hauled in an 80-yard scoring pass from Brian Griese on November 23, 2003 against Washington . . . It also was the longest reception of Chambers' career, surpassing his previous long of a 76-yard touchdown catch from Rosenfels on January 2, 2005 at Baltimore . . . The two receptions also gave him 256 for his career, tying him with Bruce Hardy for seventh on the team's all-time list . . .

VS. NEW ENGLAND (NOV. 13): Hauled in six passes for 69 yards and two touchdowns, coming on three-yard and 15-yard scoring passes from Gus Frerotte . . . It was his first game of the season with two or more touchdown catches and the sixth such game of his career . . . It was the first time he had two touchdown receptions in a game since he had three TD receptions at Dallas on November 27, 2003 . . . The two scoring receptions gave him 33 for his

career, tying him with Paul Warfield for fourth on the Dolphins' all-time chart . . . His final reception in that game gave him 269 in his career, tying him with Duruel Harris for sixth on the team's all-time list . . .

AT OAKLAND (NOV. 27): Topped the Dolphins in receptions and receiving yards with six catches for 101 yards . . . Also added one rush for five yards . . . It was his first 100-yard receiving game of the season and the 12th 100-yard game of his career, tying him with Nat Moore for the most 100-yard receiving games in Dolphin history . . .

VS. BUFFALO (DEC. 4): In 24-23 comeback win over the Bills, turned in the most prolific receiving performance of any Dolphin in the franchise's 40-year history when he caught 15 passes for 238 yards, including a touchdown . . . That touchdown came on a four-yard pass from Sage Rosenfels with six seconds remaining to lift Miami to the second-largest comeback victory in franchise history . . . Not only were his 15 receptions a team single-game best, but they were the most in the NFL in 2005 and the most since New England's Troy Brown had 16 catches on September 22, 2002 against Kansas City . . . His 238 receiving yards also were the most in the league in 2005 and the most since Pittsburgh's Plaxico Burress produced 253 yards on November 10, 2002 against Atlanta . . . Overall, it was the fifth 200-yard receiving game by a Dolphin and the first since September 4, 1994 when Irving Fryar accumulated 211 yards and three touchdowns on five receptions against New England . . .

MIAMI DOLPHINS SINGLE-GAME RECEIVING BESTS

RECEPTIONS

PLAYER	DATE	OPP.	NO.
1. C. CHAMBERS	12/4/05	BUFF.	15
2. Jim Jensen	11/6/88	at N.E.	12
3. O.J. McDuffie	12/30/95	at Buff.	*11
O.J. McDuffie	12/13/98	JETS	11

RECEIVING YARDS

PLAYER	DATE	OPP.	YDs.
1. C. CHAMBERS	12/4/05	BUFF.	238
2. Mark Duper	11/10/85	JETS	217
3. Irving Fryar	9/4/94	N.E.	211

* - Playoff Game

AT SAN DIEGO (DEC. 11): Led the Dolphins in receptions and receiving yards with eight catches for 121 yards and two touchdowns . . . His touchdowns came on scoring pass of eight and 35 yards, both from Gus Frerotte . . . It was his third 100-yard game of the season and the 14th of his career . . . In the second half, caught five passes for 97 yards and two touchdowns . . . In fact, his entire receiving total in the second half occurred within the first 11:34 of the third quarter, and was capped by a 35-yard TD reception to give the Dolphins a 20-7 lead . . . Earlier in the quarter, his eight-yard TD reception gave the Dolphins their first lead of the afternoon at 13-7, 4:25 into the third quarter . . . It was the third straight game he surpassed the 100-yard receiving mark, tied for the second-longest such streak in Dolphins history, and just the fourth time (4th different player) in team annals that a streak of at least this length was put together . . . It was his second game on the year with two touchdown catches, and it was the seventh multiple touchdown reception game of his career . . . The 300th reception of his career came on a 15-yard catch from Frerotte in the third quarter . . .

VS. TENNESSEE (DEC. 24): Led the Dolphins with five receptions for 51 yards and two touchdowns . . . His touchdowns came on receptions of 11 and seven yards, both from Gus Frerotte . . . Also added three rushes for five yards . . . Went over the 1,000-yard mark in reception yardage for the season in that contest for the first time in his career . . . It was also the fourth straight game he recorded a touchdown catch, the first time in his career he achieved this feat . . . It also was his third multiple-touchdown game of the season and the eighth of his career . . .

AT NEW ENGLAND (JAN. 1): Tallied five catches for 75 yards and in the process moved past Duruel Harris into fifth on the Dolphins' all-time list of receiving yardage leaders.

2004 - Started all 15 games in which he played . . . Led team in both receiving yards and touchdowns with 898 yards and seven scores . . . Recorded 69 receptions, second on the team only to Randy McMichael's 73 . . . It marked the fourth straight year in which he led the team in receiving yardage, just the third Dolphin ever to achieve this feat, joining Paul Warfield (1970-73) and Nat Moore (1974-77) . . . Had six receptions of 25 yards or longer, the most on the team . . . Also rushed for 76 yards on nine attempts during the course of the season, including a season-long 24-yard run vs. Arizona (11/7) . . . Led team in receptions seven times and in receiving yards on five occasions during the course of the season . . . Reception total was 15th in the AFC while yardage figure ranked 18th . . . Accounted for four 100-yard receiving games on the year, tied for the sixth-highest single-season figure in club history and the most by a Dolphin since Tony Martin had five in 1999 . . . Was inactive vs. N.Y. Jets (10/3) with a knee injury . . .

GAME HIGHLIGHTS – VS. ST. LOUIS (OCT. 24): Posted his first 100-yard receiving game of the season with three catches for 128 yards and a touchdown ... The score came on a 71-yard grab from Jay Fiedler as the Dolphins earned their first victory of the season ... That catch marked the second-longest of his career at the time ... Average per reception of 42.7 is the highest of his career in a game where he had three or more catches ...

AT SEATTLE (NOV. 21): Matched a personal single-game high to that point with nine receptions, totaling 103 yards and a touchdown, marking the first of three straight games in which he would account for a score ... Along with his seven-catch, 104-yard performance in the Dolphins' previous game (vs. Arizona, 11/7), Chambers became the first Dolphin to register back-to-back 100-yard receiving games since Tony Martin did it in games 4-5 of 1999 with 166 yards on 10 receptions on October 10 at Indianapolis and 119 yards on seven catches the following week at New England, on October 17 ...

VS. BUFFALO (DEC. 5): Had five catches for 49 yards, including a two-yard TD reception from A.J. Feeley ... It was the third game in a row in which he had a scoring catch, the third time in Chambers' career that he has had streaks of three straight games with a TD catch, having also achieved the feat in 2001 (games 10-12) and 2003 (games 6-8) ... Also accounted for the first two-point conversion of his career when he took in a pass from A.J. Feeley ...

AT BALTIMORE (JAN. 2): Concluded the season with four receptions for 146 yards and a touchdown ... Yardage figure in the game was the second-highest total of his career at the time ... Average per catch of 36.5 is the third-highest of his career in games where he had three or more receptions ... Had a 76-yard TD catch from Sage Rosenfels on the game's first play from scrimmage, the longest reception of his career to that point, and now second.

2003 – Started all 16 games in which he played, becoming the first Dolphins wide receiver to do this since Oronde Gadsden in 2000 ... Finished the season with 64 catches for 963 yards and 11 touchdowns ... Led the team in all three categories ... Reception total tied for 14th in the AFC while his yardage figure ranked seventh ... Tied for fifth in the conference in overall touchdowns and was first in the AFC and third in the NFL in receiving scores ... Accounted for the most catches by a Dolphin since 1999 when Tony Martin had 67 receptions ... His yardage total was the most by a Dolphin since Martin had 1,037 yards in '99, and his 11 touchdowns were the most since Mark Clayton hauled in 12 receiving scores in 1991 ... Of his 64 receptions, eight went for 25 yards or longer, the most on the team ... Over the course of the season, led the team in receptions nine times and in receiving yards on nine occasions ... His average per reception of 15.0 tied for the ninth-highest figure among the top 50 receiving yardage leaders in the AFC ... Also rushed for 30 yards on four attempts on the year ...

RECEIVING TOUCHDOWNS: Of Chambers' 64 receptions on the year, 11 went for touchdowns ... This total led the AFC and was third in the NFL, trailing only Minnesota's Randy Moss (17) and St. Louis' Tory Holt (12) ... That total marked the most by a Dolphin since Mark Clayton hauled in 12 receiving scores in 1991 and it was the fifth-highest single-season total in franchise history ... In addition, Chambers' one touchdown catch for every 5.8 receptions was the highest of the top 50 receivers in the AFC and second among the top 50 receivers in both conferences:

HIGHEST TOUCHDOWN TO RECEPTION RATIOS IN THE NFL IN 2003

PLAYER	TEAM	TD REC.	TOTAL REC.	TDS/REC.
1. Javon Walker	Green Bay	9	41	4.6
2. CHRIS CHAMBERS	MIAMI	11	64	5.8
3. Randy Moss	Minnesota	17	111	6.5
4. Justin McCareins	Tennessee	7	47	6.7
Tai Streets	San Francisco	7	47	6.7

GAME HIGHLIGHTS – VS. HOUSTON (SEPT. 7): Led the Dolphins in receptions and receiving yards with seven catches for 118 yards and two touchdowns ... Also had one rush for 12 yards ... His touchdowns came on receptions of 57 and 21 yards, both from Jay Fiedler ...

VS. BUFFALO (SEPT. 21): Led the team in receptions with five catches for 51 yards and one touchdown, which came on a 12-yard TD pass from Jay Fiedler ... It was his third touchdown catch of the season, which equaled his total for all of 2002 ...

VS. NEW ENGLAND (OCT. 19): Had three catches for 30 yards and one touchdown, which came on a six-yard pass from Jay Fiedler, marking his first of three straight games with a touchdown reception ...

AT SAN DIEGO (OCT. 27): In Monday night game against the Chargers in Tempe, Ariz., led the Dolphins in reception yardage with 79 yards on four catches, including one touchdown,

which came on a five-yard pass from Brian Griese, marking Griese's first ever pass attempt as a Dolphin . . .

VS. INDIANAPOLIS (NOV. 2): Registered three catches for 56 yards and one touchdown, which came on a 28-yard TD pass from Brian Griese . . . It was the third straight game in which he had a touchdown reception, tied for the longest such streak of his career at the time . . . He also had a TD reception in games 10-12 of 2001, during which time he totaled five scoring catches . . .

AT DALLAS (NOV. 27): In Thanksgiving Day game against Cowboys, led the Dolphins in both receptions and receiving yardage with five catches for 96 yards and three touchdowns . . . His three TD receptions came on scoring passes of 39, 6 and 35 yards from Jay Fiedler . . . It was his second game of the season with two or more touchdown catches and the fifth of his career with multiple touchdown catches . . . His three touchdown catches represented a personal single-game career high . . . It also is tied for the third-highest single-game touchdown reception total in Dolphin history, and was the most since Lamar Thomas had three scores on December 21, 1998 against Denver . . . For his performance in the game, Chambers, along with QB Jay Fiedler, shared the Phil Simms Ironman of the Game Award . . .

VS. N.Y. JETS (DEC. 28): In season finale, led the Dolphins in receptions and receiving yardage with season-high figures of nine catches for 153 yards and one touchdown, which occurred on a 20-yard scoring pass from Jay Fiedler . . . His nine catches surpassed his former career high of seven, which he had accomplished three times previously . . . His 153 yards in receptions surpassed his previous career-best in that category of 138 yards, which he achieved on December 15, 2002 vs. Oakland . . . His yardage total was the most by a Dolphin since October 10, 1999 when Tony Martin had 166 yards at Indianapolis.

2002 — Started all 15 games in which he played . . . Was inactive for one game . . . Led team with 52 receptions for 734 yards . . . Also scored three touchdowns . . . Totaled 78 rushing yards on six carries, including a long run of 45 yards . . . Had seven catches of 25 yards or longer, second-most on the team, trailing only James McKnight (9) . . . Led team in receptions five times and in receiving yards on five occasions as well . . . Was inactive for game vs. Buffalo (10/20) while recovering from a concussion sustained the previous week at Denver (10/13) . . . Rushing total on the year was the fourth-highest single-season total by a Dolphins wide receiver at the time, and now fifth, and was the highest figure since Nat Moore had 89 yards in 1977 . . .

GAME HIGHLIGHTS — AT KANSAS CITY (SEPT. 29): Hauled in six passes for 102 yards, the fourth 100-yard receiving game of his career . . . Had a long catch of 38 yards, his third-longest reception of the season . . . Six catches marked the second-most receptions of his career at the time . . .

VS. NEW ENGLAND (OCT. 6): Had six receptions for 62 yards, including a seven-yard scoring catch from Jay Fiedler which gave the Dolphins a 14-0 lead in their 26-13 win over the defending Super Bowl champion Patriots . . .

VS. OAKLAND (DEC. 15): Turned in his second 100-yard receiving game of the season and the fifth of his career with seven catches for 138 yards, including a long catch of 40 yards, his second-longest reception of the season . . . Reception total tied a career-high at the time that he first set on December 22, 2001 at New England, while his yardage total represented a career-best at the time, surpassing his previous high of 124 yards achieved in that same Patriots game from 2001 . . . Of his yardage total on the day, 117 came in the first half as he became the first Dolphin to have 100 yards receiving in a half since he had 108 yards in the second half at New England on December 22, 2001 . . .

AT NEW ENGLAND (DEC. 29): Did not catch a pass, but rushed three times for 59 yards, including a long run of 45 yards . . . 59 yards rushing tied for the highest single-game rushing total by a wide receiver in team history at the time (now 2nd), along with the 59 yards (1 att.) by Freddie Solomon on December 5, 1976 against Buffalo . . . Chambers' 45-yard run was the third-longest ever by a Dolphins wide receiver at the time (now 5th), and the longest since Solomon's 59-yard run in that Bills game.

2001 — Turned in one of the most productive seasons of any rookie wide receiver in club history . . . Started seven of the 16 games in which he played . . . Finished with 48 receptions for 883 yards and seven touchdowns . . . Yardage and touchdown totals both led the team, as did his 18.4-yard average per reception . . . Reception figure ranked third . . . Was 18th in the AFC in receiving yards, while his average per catch was first among the top 20 receivers in both the AFC and NFC . . . Led the team in receptions once and in receiving yardage on three occasions . . . Topped the 100-yard receiving mark three times . . . Also returned 36 kickoffs for a 22.5-yard average with a long of 47 . . . Was inactive for First Round Playoff game vs. Baltimore (1/13/02) with a sprained right ankle sustained in finale vs. Buffalo (1/6/02) . . .

AMONG ROOKIE RECEIVERS: In 2001, Chambers established the Dolphins' rookie single-season record for most receiving yards, snapping the previous mark of 874 set by RB Terry Kirby in 1993 . . . He also established the rookie mark for receiving touchdowns, as he broke the record first set by Andre Brown, who had five scores in 1989 . . . His reception total tied for the third-most ever by a Dolphins rookie in a season, and was second among wide receivers . . .

MIAMI DOLPHINS ROOKIE RECEIVING LEADERS

RECEIVING YARDS			RECEPTIONS			RECEIVING TOUCHDOWNS		
PLAYER	YEAR	YDS.	PLAYER	YEAR	REC.	PLAYER	YEAR	TDs
C. CHAMBERS	2001	883	T. Kirby (RB)	1993	75	C. CHAMBERS	2001	7
T. Kirby (RB)	1993	874	J. Clancy	1967	67	A. Brown	1989	5
J. Clancy	1967	868	C. CHAMBERS	2001	48	R. McMichael (TE)	2002	4
N. Moore	1974	605	T. Stradford (RB)	1987	48	J. Harper (RB)	1967	3
F. Edmunds (TE)	1988	575	J. Kiick (RB)	1968	44	J. Cefalo	1978	3
						F. Edmunds (TE)	1988	3
						T. Kirby (RB)	1993	3

* All players are wide receivers except as noted

On the season, Chambers topped all NFL rookies in both receiving yardage and touchdowns, and was second in receptions, trailing only San Diego's LaDainian Tomlinson, who had 59 . . .

NFL ROOKIE RECEIVING LEADERS IN 2001

RECEIVING YARDS			RECEPTIONS			RECEIVING TOUCHDOWNS		
PLAYER	TEAM	YDS.	PLAYER	TEAM	REC.	PLAYER	TEAM	TDs
C. CHAMBERS	MIA.	883	L. Tomlinson (RB)	S.D.	59	C. CHAMBERS	MIA.	7
R. Gardner	Wash.	741	C. CHAMBERS	MIA.	48	R. Gardner	Wash.	4
K. Robinson	Sea.	536	R. Gardner	Wash.	46	D. Terrell	Chi.	4

* All players are wide receivers except as noted

In 2001, Chambers had the most productive season of any rookie wide receiver in the NFL . . . With 48 receptions for 883 yards and seven touchdowns, he led all rookie wide receivers in each of these three categories . . . Chambers' performance is particularly impressive when you consider the fact that nine wide receivers were selected before him, as he was not taken until the second round, the 52nd pick overall . . . The following is a look at the rookie seasons of the top ten wide receivers taken in the 2001 draft:

TOP TEN WIDE RECEIVERS SELECTED IN THE 2001 DRAFT

PLAYER	TEAM	ROUND OVERALL						
		DRAFTED	PICK	REC.	YDS.	AVG.	LG	TD
David Terrell	Chicago	1	8	34	415	12.2	62	4
Koren Robinson	Seattle	1	9	39	536	13.7	42	1
Rod Gardner	Washington	1	15	46	741	16.1	85t	4
Santana Moss	N.Y. Jets	1	16	2	40	20.0	33	0
Freddie Mitchell	Philadelphia	1	25	21	283	13.5	29	1
Reggie Wayne	Indianapolis	1	30	27	345	12.8	43	0
Quincy Morgan	Cleveland	2	33	30	432	14.4	78	2
Chad Johnson	Cincinnati	2	36	28	329	11.8	28	1
Robert Ferguson	Green Bay	2	41	0	0	0.0	0	0
CHRIS CHAMBERS	MIAMI	2	52	48	883	18.4	74t	7

LONG RECEPTIONS: Chambers had 14 receptions of 25 yards or longer in 2001, tied for the fourth-highest total in the NFL . . .

2001 NFL LEADERS IN RECEPTIONS OF 25 YARDS OR LONGER

PLAYER	TEAM	GAMES PLAYED	NUMBER
1. Terrell Owens	San Francisco	16	18
2. David Boston	Arizona	16	15
Marvin Harrison	Indianapolis	16	15
4. CHRIS CHAMBERS*	MIAMI	16	14
Derrick Mason	Tennessee	16	14

* Rookie

Chambers' 74-yard touchdown catch from Jay Fiedler on November 11 at Indianapolis is tied for the second-longest ever by a Dolphins rookie and is the longest by a rookie wide receiver:

LONGEST RECEPTIONS BY A DOLPHINS ROOKIE

PLAYER	POS.	LENGTH	QUARTERBACK	DATE	OPPONENT
1. Ferrell Edmunds	TE	80t	Dan Marino	11/27/88	at N.Y. Jets
2. CHRIS CHAMBERS	WR	74t	JAY FIEDLER	11/11/01	AT INDIANAPOLIS
Stanley Pritchett	FB	74t	Dan Marino	9/15/96	vs. N.Y. Jets

AVERAGE PER RECEPTION: Chambers' average per reception in 2001 of 18.4 was first among the top 20 receivers in both the AFC and NFC . . . In addition, it was the highest by a Dolphin (minimum of 24 receptions) since Mark Duper put together a 19.6-yard norm (67-1,313) in 1986 and Mark Clayton accounted for a 19.2-yard average that same year (60-1,150) . . . Chambers' average per catch of 18.4 also marked a new Dolphins rookie record, surpassing the previous mark of 17.4, first set by TE Ferrell Edmunds in 1988:

HIGHEST AVERAGE PER CATCH BY A DOLPHINS ROOKIE

PLAYER	POSITION	YEAR	AVG.
1. CHRIS CHAMBERS	WIDE RECEIVER	2001	18.4
2. Ferrell Edmunds	Tight End	1988	17.4
3. Andre Brown	Wide Receiver	1989	17.1
4. Nat Moore	Wide Receiver	1974	16.4

Chambers also owns two of the three highest single-game average per reception figures by a Dolphins rookie (minimum 3 receptions) . . . He put together a rookie-record 37.7-yard average (3-113) on November 11 at Indianapolis, breaking the old mark of 30.3, first set by Mel Baker (4-121) on December 15, 1974 against New England . . . His 25.3-yard average (3-76) on October 28 at Seattle is the third-highest figure:

HIGHEST SINGLE-GAME AVERAGE PER RECEPTION BY A DOLPHINS ROOKIE

PLAYER	DATE	OPPONENT	REC.	YDS.	AVG.
1. CHRIS CHAMBERS	11/11/01	AT INDIANAPOLIS	3	113	37.7
2. Mel Baker	12/15/74	vs. New England	4	121	30.3
3. CHRIS CHAMBERS	10/28/01	AT SEATTLE	3	76	25.3
4. Duriel Harris	11/12/76	vs. Baltimore	5	116	23.2
5. Andre Brown	10/29/89	at Buffalo	5	105	21.0

100-YARD RECEIVING GAMES: Chambers had three 100-yard receiving games on the year, tied with Jack Clancy (1967) for the most ever by a Dolphins rookie . . . His first came on November 11 at Indianapolis when he had three catches for 113 yards and two touchdowns, representing the first 100-yard receiving game by a Dolphins rookie since December 19, 1993, when running back Terry Kirby had nine catches for 148 yards and a TD against Buffalo . . . It was the first by a rookie wide receiver since Andre Brown amassed 106 yards and a TD on five receptions on October 29, 1989 at Buffalo . . . He also had five catches for 101 yards and two touchdowns on November 25 at Buffalo, and seven catches for 124 yards on December 22 at New England . . .

MOST 100-YARD RECEIVING GAMES BY A DOLPHINS ROOKIE

PLAYER	POSITION	YEAR	NO.
1. CHRIS CHAMBERS	WIDE RECEIVER	2001	3
Jack Clancy	Wide Receiver	1967	3
3. Terry Kirby	Running Back	1993	2
4. Four different players			1

ROOKIE OF THE MONTH: Chambers was named the NFL Offensive Rookie of the Month for November . . . In four games that month, caught 14 passes for 293 yards and four touchdowns . . . Amassed more than 100 yards receiving in two of those four games . . . Became the third Dolphins rookie to win such an honor, joining LB Zach Thomas (October, 1996) and T Todd Wade (October, 2000) . . .

POSTSEASON HONORS: Was a consensus all-rookie selection . . . Was named the NFL Offensive Rookie of the Year by both Football News and Football Digest . . . In a vote of South Florida media and fans, was named the Dolphins Newcomer of the Year for 2001, the first rookie to earn this honor since Jason Taylor in 1997 . . .

GAME HIGHLIGHTS – AT TENNESSEE (SEPT. 9): Made NFL debut in a starting role as the Dolphins opened with three wide receivers . . . Caught two passes for 52 yards . . . First NFL reception was a 36-yard grab from Jay Fiedler in the first quarter . . . He became just the fourth rookie wide receiver to start on opening day, joining John Roderick (1966), Karl Noonan (1966) and Otto Stowe (1971) . . .

AT INDIANAPOLIS (NOV. 11): Had three receptions for 113 yards and two touchdowns, marking the first 100-yard receiving game of his career . . . Was awarded an offensive game ball . . . It was the eighth-highest single-game yardage total by a Dolphins rookie . . . 37.7-yard average per reception in that game is the highest ever by a Dolphins rookie in a game (min. 3 receptions) and the second-best figure of his career (minimum of 3 receptions) . . . It was the first 100-yard receiving game by a Dolphins rookie since RB Terry Kirby had nine catches for 148 yards and a TD on December 19, 1993 against Buffalo . . . It was the first by a Dolphins rookie wide receiver since October 29, 1989 when Andre Brown had five catches for 106 yards and a TD at Buffalo . . . Had scoring catches of 74 and 29 yards . . . 74-yarder occurred with 3:04 to play in the first half and it marked the longest by a Dolphins rookie since FB Stanley Pritchett hauled in a 74-yard scoring catch from Dan Marino on September 15, 1996 against the N.Y. Jets . . . The 74-yard TD catches are the second-longest receptions by a Dolphins rookie, trailing only the 80-yarder by TE Ferrell Edmunds from Marino on November 27, 1988 at the N.Y. Jets, while Chambers' is the longest by a rookie wide receiver . . . His 29-yarder came with 7:44 to play in the contest and provided the winning points in Miami's 27-24 victory . . . He became just the second Dolphins rookie ever to have two TD catches in a game, joining Mel Baker, who had scoring catches of 37 and 46 yards from Earl Morrall on December 15, 1974 against New England . . . Along with Travis Minor's 56-yard TD run, it marked the first time that a rushing touchdown and a receiving touchdown had been scored by Dolphins rookies in the same game since September 13, 1999 at Denver, when J.J. Johnson had a one-yard TD run and Rob Konrad had a 12-yard TD reception from Dan Marino . . . It was the first time that a rookie running back and wide receiver had touchdowns in the same game since October 24, 1993 against Indianapolis, when WR O.J. McDuffie had a 71-yard punt return for a TD and RB Terry Kirby had a 44-yard scoring reception from Scott Mitchell and a 14-yard TD run . . . It was the first time that a rookie wide receiver had a TD reception and a rookie running back had a TD run in the same game since November 19, 1989 at Dallas, when RB Sammie Smith had a one-yard scoring run and WR Andre Brown had a 48-yard TD catch from Marino . . .

AT BUFFALO (NOV. 25): Had five catches for 101 yards, and spearheaded a fourth-quarter comeback in which the Dolphins responded from an 11-point deficit with a pair of touchdown catches in the final period . . . First scoring catch was from 22 yards out and came with 4:07 to play in the game and closed the Bills' lead to three points at 27-24 . . . Hauled in a 32-yard scoring strike with 48 seconds remaining, lifting the Dolphins to the 34-27 victory . . . It represented his second 100-yard receiving game of the year and was the second time that he accounted for a pair of touchdowns . . . Along with Oronde Gadsden's 116 receiving yards, it was the first time that two Dolphins had 100 yards receiving in the same game since December 5, 1999 against Indianapolis when Gadsden (103 yards) and Tony Martin (109 yards) accomplished the feat . . . It was only the third time that a Dolphins rookie was involved in a dual 100-yard receiving game, as he joined TE Ferrell Edmunds (117 yards along with 116 by Mark Clayton on 11/27/88 at N.Y. Jets) and WR Andre Brown (105 yards along with 122 by Clayton on 10/29/89 at Buffalo) . . .

VS. DENVER (DEC. 2): Caught three passes for 35 yards, including an 11-yard TD catch from Jay Fiedler, his fifth TD reception of the year, tying him with Andre Brown (1989) for the Dolphins rookie record for most touchdown catches . . .

VS. INDIANAPOLIS (DEC. 10): In Monday night game, hauled in three passes for 36 yards, two of which went for touchdowns, marking his third multiple-touchdown game of the year . . . First TD catch was a two-yarder, 4:19 into the second quarter as he established the club's single-season record for touchdown catches by a rookie . . . Also caught a 32-yard scoring pass in the fourth quarter . . .

AT NEW ENGLAND (DEC. 22): Led the Dolphins with seven receptions for 124 yards, his third 100-yard receiving game of the year . . . Seven catches are tied for the seventh-highest single-game total by a Dolphins rookie, while his yardage figure is the third-highest total:

DOLPHINS SINGLE-GAME ROOKIE RECEIVING BESTS

RECEPTIONS

PLAYER	OPP., DATE	NO.
1. Rob Konrad (RB)	@Wash., 1/2/00	10
2. Terry Kirby (RB)	vs. Buff., 12/19/93	9
3. Jack Clancy	at Oak., 11/19/67	8
Jack Clancy	vs. S.D., 12/10/67	8
Troy Stradford (RB)	vs. Pitt., 11/1/87	8
Terry Kirby (RB)	vs. Giants, 12/5/93	8
7. CHRIS CHAMBERS	AT N.E., 12/22/01	7
Several other players		7

RECEIVING YARDS

PLAYER	OPP., DATE	YDS.
1. Terry Kirby (RB)	vs. Buff., 12/19/93	148
2. Jack Clancy	at Hou., 12/3/67	126
3. CHRIS CHAMBERS	AT N.E., 12/22/01	124
4. Mel Baker	vs. N.E., 12/15/74	121
5. Ferrell Edmunds (TE)	at Jets, 11/27/88	117
6. Duriel Harris	vs. Balt., 11/22/76	116
7. Jack Clancy	at Oak., 11/19/67	114
8. CHRIS CHAMBERS	AT IND., 11/11/01	113

COLLEGE

Four-year letterman (1997-00) for the Badgers . . . Played in 43 games in his career, starting each of the final 33 . . . Finished with 127 receptions for 2,004 yards and 16 touchdowns . . . Also rushed for 17 yards on two carries, returned one kickoff for 15 yards and fielded five punts for two yards . . . Currently ranks third on the school's all-time list for receptions and yardage . . . Part of Badger teams that won the Rose Bowl following the 1998 and 1999 seasons . . . Despite playing in only nine games as a senior because of a stress fracture in his right foot, put together the most productive season of his career with 52 receptions for 813 yards and five touchdowns . . . Was a second-team All-Big 10 Conference choice . . . Had the best game of his career when he hauled in 11 passes for 191 yards against Iowa . . . That came one week after he had 11 receptions for 173 yards and a touchdown against Purdue . . . Missed two games as a junior with a broken finger, but still led the team in receiving with 41 catches for 578 yards and four scores, and was an honorable mention All-Big 10 pick . . . Also topped the team in receiving his sophomore season when he totaled 28 catches for 563 yards and seven touchdowns, including an 80-yard grab against Michigan . . . Was a backup guard on the Badger basketball team during his freshman year of 1997-98 . . . Majored in sociology and law.

PERSONAL

Earned All-America accolades and was a two-time all-state performer at Bedford (Ohio) High School, the same school that produced fellow Wisconsin wide receiver Lee Evans, now with the Buffalo Bills . . . Totaled 75 receptions and 24 touchdowns in his prep career . . . Also lettered in basketball and track . . . As a senior, was a third-team all-state selection in basketball . . . In track, was the state champion in the 400-meters as a senior with a time of 47.1 . . . Has assisted in building houses for Habitat for Humanity . . . Has taken part in the team's annual turkey giveaway drive, in addition to having participated in the club's fishing and golf tournaments, both of which benefit the Miami Dolphins Foundation . . . Recently started his own foundation which helps kids both athletically and from an education standpoint . . . It is called "CATCH-84" (Children Achieving Through Community Help) . . . The Foundation's web site is located at www.cjcsports.net . . . The Foundation held its first fundraising event this past offseason, raising more than \$25,000, with part of the proceeds benefiting the Health Project at Scott Lakes Elementary School in Miami . . . Also recently launched his own web site,

located at www.chrischambers84.com . . . In 2005, was part of the Dolphins' "All-Community Team" in which he donated 20 tickets for every home game to local Pop Warner Groups . . . This past offseason, served as the Dolphins spokesperson for the refurbishment of Traz Powell Stadium and Curtis Park in Miami . . . Along with Marty Booker, also served as a spokesman for the "Do the Right Thing" program run by the Miami-Dade Police Department . . . Annually holds a youth football camp in Cleveland . . . The Cleveland Browns were his favorite team growing up and Eric Metcalf was his favorite athlete . . . Lists "The Matrix" as his favorite movie and "Martin" as his favorite television show . . . Enjoys watching movies in his spare time . . . Full name is Christopher J. Chambers, born August 12, 1978 in Cleveland, Ohio.

CHRIS CHAMBERS' NFL REGULAR SEASON STATISTICS

YEAR	TEAM	GP	GS	RECEIVING					RUSHING				
				NO.	YDS.	AVG.	LG	TD	ATT.	YDS.	AVG.	LG	TD
2001	Miami	16	7	48	883	18.4	74t	7	1	-11	-11.0	-11	0
2002	Miami	15	15	52	734	14.1	59t	3	6	78	13.0	45	0
2003	Miami	16	16	64	963	15.0	57t	11	4	30	7.5	12	0
2004	Miami	15	15	69	898	13.0	76t	7	9	76	8.4	24	0
2005	Miami	16	16	82	1118	13.6	77t	11	12	92	7.7	61	0
NFL TOTALS		78	69	315	4596	14.6	77t	39	32	265	8.3	61	0

CHRIS CHAMBERS' NFL PLAYOFF STATISTICS

YEAR	TEAM	GP	GS	RECEIVING					RUSHING				
				NO.	YDS.	AVG.	LG	TD	ATT.	YDS.	AVG.	LG	TD
2001	Miami	0	0	0	0	0.0	-	0	0	0	0.0	-	0

ADDITIONAL STATS

Two-Point Conversions: 1 in 2004

Kickoff Returns: 36 for 811 yards, 22.5 avg., long of 47 in 2001

Miscellaneous Tackles: 8 in 2001, 2 in 2002, 3 in 2004, 3 in 2005 for total of 16

SINGLE-GAME HIGHS

Most Receptions:	15	vs. Buffalo, 12/4/05
	9	vs. N.Y. Jets, 12/28/03
	9	at Seattle, 11/21/04
	8	at San Diego, 12/11/05
	7	four times (last: vs. Arizona, 11/7/04)
Most Receiving Yards:	238	vs. Buffalo, 12/4/05
	153	vs. N.Y. Jets, 12/28/03
	146	at Baltimore, 1/2/05
	138	vs. Oakland, 12/15/02
	128	vs. St. Louis, 10/24/04
Longest Receptions:	77t	vs. Kansas City, 10/21/05
	76t	at Baltimore, 1/2/05
	74t	at Indianapolis, 11/11/01
	71t	vs. St. Louis, 10/24/04
	59t	at Minnesota, 12/21/02
Most TD Receptions:	3	at Dallas, 11/27/03
	2	at Indianapolis, 11/11/01
	2	at Buffalo, 11/25/01
	2	vs. Indianapolis, 12/10/01
	2	vs. Houston, 9/7/03
	2	vs. New England, 11/13/05
	2	at San Diego, 12/11/05
	2	vs. Tennessee, 12/24/05
Most Kickoff Returns:	5	at Seattle, 10/28/01
	5	at Indianapolis, 11/11/01
Most Kickoff Return Yards:	127	at Indianapolis, 11/11/01
Long Kickoff Returns:	47	at St. Louis, 9/30/01
	47	at Seattle, 10/28/01

100-YARD RECEIVING GAMES (14)

DATE	OPPONENT	NO.	YDS.	LG	TD
11/11/01	at Indianapolis	3	113	74t	2
11/25/01	at Buffalo	5	101	32t	2
12/22/01	at New England	7	124	44	0
9/29/02	at Kansas City	6	102	38	0
12/15/02	Oakland	7	138	40	0
9/7/03	Houston	7	118	57t	2
12/28/03	N.Y. Jets	9	153	24	1
10/24/04	St. Louis	3	128	71t	1
11/7/04	Arizona	7	104	30	0
11/21/04	at Seattle	9	103	28	1
1/2/05	at Baltimore	4	146	76t	1
11/27/05	at Oakland	6	101	24	0
12/4/05	Buffalo	15	238	57	1
12/11/05	at San Diego	8	121	35t	2

2001 GAME-BY-GAME STATISTICS

DATE	OPPONENT	P/S	RECEIVING				RUSHING				W/L	SCORE
			NO.	YDS.	LG	TD	ATT.	YDS.	LG	TD		
9/9	at Tennessee	S	2	52	36	0	0	0	0	0	W	31-23
9/23	OAKLAND	P	2	36	27	0	0	0	0	0	W	18-15
9/30	at St. Louis	P	4	59	33	0	0	0	0	0	L	10-42
10/7	NEW ENGLAND	P	0	0	0	0	0	0	0	0	W	30-10
10/14	at N.Y. Jets	P	3	53	28	0	0	0	0	0	L	17-21
10/28	at Seattle	P	3	76	43	0	1	-11	-11	0	W	24-20
11/4	CAROLINA	P	4	54	28	0	0	0	0	0	W	23-6
11/11	at Indianapolis	S	3	113	74t	2	0	0	0	0	W	27-24
11/18	N.Y. JETS	P	2	25	13	0	0	0	0	0	L	0-24
11/25	at Buffalo	P	5	101	32t	2	0	0	0	0	W	34-27
12/2	DENVER	S	3	35	14	1	0	0	0	0	W	21-10
12/10	INDIANAPOLIS	P	3	36	32t	2	0	0	0	0	W	41-6
12/16	at San Francisco	S	2	27	18	0	0	0	0	0	L	0-21
12/22	at New England	S	7	124	44	0	0	0	0	0	L	13-20
12/30	ATLANTA	S	2	44	35	0	0	0	0	0	W	21-14
1/6/02	BUFFALO	S	3	48	36	0	0	0	0	0	W	34-7
1/13/02	BALTIMORE#		INACTIVE								L	3-20
2001 TOTALS		16-7	48	883	74t	7	1	-11	-11	0	11-5	
PLAYOFF TOTALS			INACTIVE								0-1	

2002 GAME-BY-GAME STATISTICS

DATE	OPPONENT	P/S	RECEIVING				RUSHING				W/L	SCORE
			NO.	YDS.	LG	TD	ATT.	YDS.	LG	TD		
9/8	DETROIT	S	3	36	20	1	0	0	0	0	W	49-21
9/15	at Indianapolis	S	4	57	26	0	0	0	0	0	W	21-13
9/22	N.Y. JETS	S	4	33	17	0	1	6	6	0	W	30-3
9/29	at Kansas City	S	6	102	38	0	0	0	0	0	L	30-48
10/6	NEW ENGLAND	S	6	62	17	1	0	0	0	0	W	26-13
10/13	at Denver	S	0	0	0	0	0	0	0	0	W	24-22
10/20	BUFFALO		INACTIVE								L	10-23
11/4	at Green Bay	S	5	55	13	0	0	0	0	0	L	10-24
11/10	at N.Y. Jets	S	3	48	21	0	0	0	0	0	L	10-13
11/17	BALTIMORE	S	4	50	18	0	1	0	0	0	W	26-7
11/24	SAN DIEGO	S	4	34	11	0	1	13	13	0	W	30-3
12/1	at Buffalo	S	2	17	14	0	0	0	0	0	L	21-38
12/9	CHICAGO	S	2	34	26	0	0	0	0	0	W	27-9
12/15	OAKLAND	S	7	138	40	0	0	0	0	0	W	23-17
12/21	at Minnesota	S	2	68	59t	1	0	0	0	0	L	17-20
12/29	at New England	S	0	0	0	0	3	59	45	0	L	24-27
2002 TOTALS		15-15	52	734	59t	3	6	78	45	0	9-7	

2003 GAME-BY-GAME STATISTICS

DATE	OPPONENT	P/S	RECEIVING				RUSHING				W/L	SCORE
			NO.	YDS.	LG	TD	ATT.	YDS.	LG	TD		
9/7	HOUSTON	S	7	118	57t	2	1	12	12	0	L	20-21
9/14	at N.Y. Jets	S	4	91	39	0	0	0	0	0	W	21-10
9/21	BUFFALO	S	5	51	12t	1	0	0	0	0	W	17-7
10/5	at N.Y. Giants	S	3	19	9	0	0	0	0	0	W	23-10
10/12	at Jacksonville	S	2	17	9	0	0	0	0	0	W	24-10
10/19	NEW ENGLAND	S	3	30	13	1	0	0	0	0	L	13-19
10/27	at San Diego	S	4	79	49	1	1	7	7	0	W	26-10
11/2	INDIANAPOLIS	S	3	56	28t	1	0	0	0	0	L	17-23
11/9	at Tennessee	S	2	30	19	0	0	0	0	0	L	7-31
11/16	BALTIMORE	S	4	34	16	0	0	0	0	0	W	9-6
11/23	WASHINGTON	S	3	48	31	0	1	9	9	0	W	24-23
11/27	at Dallas	S	5	96	39t	3	0	0	0	0	W	40-21
12/7	at New England	S	4	32	17	0	0	0	0	0	L	0-12
12/15	PHILADELPHIA	S	5	86	38	0	0	0	0	0	L	27-34
12/21	at Buffalo	S	1	23	23t	1	0	0	0	0	W	20-3
12/28	N.Y. JETS	S	9	153	24	1	1	2	2	0	W	23-21
2003	TOTALS		16-16	64	963	57t	11	4	30	12	0	10-6

2004 GAME-BY-GAME STATISTICS

DATE	OPPONENT	P/S	RECEIVING				RUSHING				W/L	SCORE
			NO.	YDS.	LG	TD	ATT.	YDS.	LG	TD		
9/11	TENNESSEE	S	6	35	10	0	1	6	6	0	L	7-17
9/19	at Cincinnati	S	5	69	20	1	0	0	0	0	L	13-16
9/26	PITTSBURGH	S	2	15	9	0					L	3-13
10/3	NEW YORK JETS		INACTIVE								L	9-17
10/10	at New England	S	6	37	10t	1	1	-3	-3	0	L	10-24
10/17	at Buffalo	S	3	23	11	0	1	3	3	0	L	13-20
10/24	ST. LOUIS	S	3	128	71t	1	1	15	15	0	W	31-14
11/1	at New York Jets	S	3	29	13	0	0	0	0	0	L	14-41
11/7	ARIZONA	S	7	104	30	0	1	24	24	0	L	23-24
11/21	at Seattle	S	9	103	28	1	0	0	0	0	L	17-24
11/28	at San Francisco	S	5	64	25t	1	1	7	7	0	W	24-17
12/5	BUFFALO	S	5	49	18	1	0	0	0	0	L	32-42
12/12	at Denver	S	5	47	14	0	1	8	8	0	L	17-20
12/20	NEW ENGLAND	S	3	24	11	0	1	0	0	0	W	29-28
12/26	CLEVELAND	S	3	25	10	0	1	16	16	0	W	10-7
1/2	at Baltimore	S	4	146	76t	1	0	0	0	0	L	23-30
2004	TOTALS		15-15	69	898	76t	7	9	76	24	0	4-12

2005 GAME-BY-GAME STATISTICS

DATE	OPPONENT	P/S	RECEIVING				RUSHING				W/L	SCORE
			NO.	YDS.	LG	TD	ATT.	YDS.	LG	TD		
9/11	DENVER	S	5	40	12	0	1	61	61	0	W	31-10
9/18	at New York Jets	S	3	21	9	0	1	8	8	0	L	7-17
9/25	CAROLINA	S	6	93	42t	1	0	0	0	0	W	27-24
10/9	at Buffalo	S	4	60	30	0	0	0	0	0	L	14-20
10/16	at Tampa Bay	S	3	50	31	0	3	25	19	0	L	13-27
10/21	KANSAS CITY	S	2	88	77t	1	0	0	0	0	L	20-30
10/30	at New Orleans	S	4	25	12t	1	1	1	1	0	W	21-6
11/6	ATLANTA	S	3	40	23	0	2	-13	-1	0	L	10-17
11/13	NEW ENGLAND	S	6	69	17	2	0	0	0	0	L	16-23
11/20	at Cleveland	S	3	12	5	0	0	0	0	0	L	0-22
11/27	at Oakland	S	6	101	24	0	1	5	5	0	W	33-21
12/4	BUFFALO	S	15	238	57	1	0	0	0	0	W	24-23
12/11	at San Diego	S	8	121	35t	2	0	0	0	0	W	23-21
12/18	NEW YORK JETS	S	4	34	13	1	0	0	0	0	W	24-20
12/24	TENNESSEE	S	5	51	20	2	3	5	5	0	W	24-10
1/1	at New England	S	5	75	20	0	0	0	0	0	W	28-26
2005	TOTALS		16-16	82	1118	77t	11	12	92	61	0	9-7

- playoff game

CHRIS CHAMBERS' RECEIVING BREAKDOWN

	2005						CAREER					
	G	NO	YDS	AVG	LG	TD	G	NO	YDS	AVG	LG	TD
Buffalo	2	19	298	15.7	57	1	9	43	610	14.2	57	6
Miami	-	-	-	-	-	-	-	-	-	-	-	-
New England	2	11	144	13.1	20	2	10	40	453	11.3	44	5
N.Y. Jets	2	7	55	7.9	13	1	9	35	487	13.9	39	2
AFC East	6	37	497	13.4	57	4	28	118	1550	13.1	57	13
Baltimore	-	-	-	-	-	-	3	12	230	19.2	76	1
Cincinnati	-	-	-	-	-	-	1	5	69	13.8	20	1
Cleveland	1	3	12	4.0	5	0	2	6	37	6.2	10	0
Pittsburgh	-	-	-	-	-	-	1	2	15	7.5	9	0
AFC North	1	3	12	4.0	5	0	7	25	351	14.0	76	2
Houston	-	-	-	-	-	-	1	7	118	16.9	57	2
Indianapolis	-	-	-	-	-	-	4	13	262	20.2	74	5
Jacksonville	-	-	-	-	-	-	1	2	17	8.5	9	0
Tennessee	1	5	51	10.2	20	2	4	15	168	11.2	36	2
AFC South	1	5	51	10.2	20	2	10	37	565	15.3	74	9
Denver	1	5	40	8.0	12	0	4	13	122	9.4	14	1
Kansas City	1	2	88	44.0	77	1	2	8	190	23.8	77	1
Oakland	1	6	101	16.8	24	0	3	15	275	18.3	40	0
San Diego	1	8	121	15.1	35	2	3	16	234	14.6	49	3
AFC West	4	21	350	16.7	77	3	12	52	821	15.8	77	5
AFC Total	12	66	910	13.8	77	9	57	232	3287	14.2	77	29
Dallas	-	-	-	-	-	-	1	5	96	19.2	39	3
N.Y. Giants	-	-	-	-	-	-	1	3	19	6.3	9	0
Philadelphia	-	-	-	-	-	-	1	5	86	17.2	38	0
Washington	-	-	-	-	-	-	1	3	48	16.0	31	0
NFC East	-	-	-	-	-	-	4	16	249	15.6	39	3
Chicago	-	-	-	-	-	-	1	2	34	17.0	26	0
Detroit	-	-	-	-	-	-	1	3	36	12.0	20	1
Green Bay	-	-	-	-	-	-	1	5	55	11.0	13	0
Minnesota	-	-	-	-	-	-	1	2	68	34.0	59	1
NFC North	-	-	-	-	-	-	4	12	193	16.1	59	2
Atlanta	1	3	40	13.3	23	0	2	5	84	16.8	35	0
Carolina	1	6	93	15.5	42	1	2	10	147	14.7	42	1
New Orleans	1	4	25	6.3	12	1	1	4	25	6.3	12	1
Tampa Bay	1	3	50	16.7	10	0	1	3	50	16.7	10	0
NFC South	4	16	208	13.0	42	2	6	22	306	13.9	42	2
Arizona	-	-	-	-	-	-	1	7	104	14.9	30	0
St. Louis	-	-	-	-	-	-	2	7	187	26.7	71	1
San Francisco	-	-	-	-	-	-	2	7	91	13.0	25	1
Seattle	-	-	-	-	-	-	2	12	179	14.9	43	1
NFC West	-	-	-	-	-	-	7	33	561	17.0	71	3
NFC Total	4	16	208	13.0	42	2	21	83	1309	15.8	71	10
Home	8	46	653	14.2	77	8	38	163	2274	14.0	77	21
Road	8	36	465	13.0	35	3	40	152	2322	15.3	76	18
1st Down	16	30	402	13.4	77	4	78	112	1770	15.8	77	16
2nd Down	16	28	397	14.2	42	3	78	115	1559	13.6	57	10
3rd Down	16	21	304	14.5	57	3	78	83	1231	14.8	74	12
4th Down	16	3	15	5.0	6	1	78	5	36	7.2	11	1
1st Half	16	38	444	11.7	42	5	78	152	2282	15.0	76	23
2nd Half	16	44	674	15.3	77	6	78	163	2314	14.2	77	16
Overtime	-	-	-	-	-	-	2	0	0	0.0	0	0
Grass	14	75	1037	13.8	77	11	61	248	3425	13.8	77	27
Turf	2	7	81	11.6	30	0	17	67	1171	17.5	74	12
Aug./Sept.	3	14	154	11.0	42	1	16	68	908	13.4	57	6
October	4	13	223	17.2	77	2	16	49	747	15.2	77	7
November	4	18	222	12.3	24	2	21	89	1266	14.2	74	12
Dec./Jan.	5	37	519	14.0	57	6	25	109	1675	15.4	76	14
Games 1-8	8	30	417	13.9	77	3	38	138	2002	14.5	77	16
Games 9-16	8	52	701	13.5	57	8	40	177	2594	14.7	76	23
Wins	9	58	778	13.4	57	8	43	176	2669	15.2	74	26
Losses	7	24	340	14.2	77	3	35	139	1927	13.9	77	13
Ties	-	-	-	-	-	-	-	-	-	-	-	-

Deke Cooper

35 Safety

Height/Weight6-2, 210
 Born10/18/77
 CollegeNotre Dame '00
 AcquiredUFA (Jack.), 2006
 Signed Through2006
 NFLFourth Season
 DolphinsFirst Season



PRO CAREER

FINS FACT

CAREER TRANSACTIONS: Signed a one-year contract with the Dolphins as an unrestricted free agent from Jacksonville on April 5, 2006 . . . Originally signed with Arizona as an undrafted college free agent on April 28, 2000 . . . Was waived by Arizona on August 22, 2000 and then re-signed by the team on February 15, 2001 . . . Was waived by the Cardinals September 1, 2001 before being signed to Cleveland's practice squad on September 20, 2001 . . . Was released by the Browns on October 9, 2001 . . . Was signed by Carolina on January 16, 2002 . . . Was waived by the Panthers on September 1, 2003 and then signed to the team's practice squad on September 3 . . . Was signed by the Jaguars off Carolina's practice squad on September 17, 2003.

Deke and his brother, Donald, an assistant track coach at Fort Valley State University, opened a recreation center in Swainsboro, Ga. Together, they have hosted the "Deke Cooper Youth Outreach" camps the past four years, one each in Swainsboro and in Evansville, Ind., where the family moved when Deke was 14 years old. While the camp in Swainsboro is a football camp, the one in Evansville consists of many things, including basketball, bowling and concerts. Either way, Deke started them for the same reasons. "I didn't have much of a role model growing up," Deke says. "It's a blessing that I got out of that situation and it shows the kids that you can make something of yourself."

2005 – Played in all 16 regular season games, including 12 starts at strong safety for the Jaguars . . . Registered 80 tackles, an interception and seven passes defended . . . Added six stops on special teams . . . Tackle total on defense was sixth on the club and second among DBs . . . Lone interception of the year came in 26-20 overtime victory at N.Y. Jets (9/25) when he picked off a Chad Pennington pass at the Jaguars' 48 on the third-to-last play of the opening half . . . Equaled a career-high with 13 tackles vs. Denver (10/2) . . . Had ten tackles in 23-17 victory at Pittsburgh (10/16) . . . Played in a reserve role in First-Round Playoff game at New England (1/7/06) . . . Did not post any stats.

2004 – Appeared in all 16 games with Jacksonville in a reserve role . . . Recorded 35 tackles, an interception, a sack and a forced fumble . . . Contributed 12 stops on special teams, a figure which tied for third on the club . . . Also had a forced fumble on special teams . . . Only interception of the year came in 22-16 win vs. Kansas City (10/17) when he snared a Trent Green pass at the Jaguars' 3 on the game's final play . . . Had a season-high seven tackles in finale at Oakland (11/2/05) when he also came up with his first career sack as he tackled Kerry Collins for a two-yard loss in the Jaguars' 13-6 win . . . Also was credited with a forced fumble in the Raiders contest . . . Had a season-high two special teams tackles twice; vs. Tennessee (11/21) and vs. Pittsburgh (12/5) . . . In the Steelers game, also was credited with a forced fumble on special teams.

2003 – Appeared in 14 games with Jacksonville, including 10 starts at free safety . . . Collected 74 tackles, an interception, five passes defended and a fumble recovery . . . Tackle total ranked

seventh on the club and third among DBs . . . Also produced 11 stops on special teams, a figure that tied for third on the squad . . . Initial start of NFL career came vs. Tennessee (10/26) when he responded with 13 tackles . . . First career interception occurred vs. Indianapolis (11/9) when he picked off a Peyton Manning pass at the Jaguars' 12 with 11 seconds to play in Jacksonville's 28-23 victory . . . Recovered a Tony Hollings fumble in a 27-0 win vs. Houston (12/7) . . . Produced a season-best three special teams tackles on two occasions; at Indianapolis (9/21) and at N.Y. Jets (11/23).

2002 – Appeared in ten games, all in a reserve role, with Carolina . . . Tallied one tackle on defense and four more on special teams . . . Played with Rhein of the NFL Europe League in the spring of 2002 . . . Was a first-team All-NFLEL selection and the league's Defensive Player of the Year as he recorded a league-high five interceptions.

2000-01 – Went to camp with Arizona as an undrafted college free agent in 2000 and was waived prior to the regular season . . . Was re-signed by the Cardinals during the 2001 offseason and was waived before the regular season . . . Spent three games in 2001 on the practice squad of the Cleveland Browns . . . Played with Rhein of the NFL Europe League in the spring of 2001 and was a first-team All-NFLEL pick as he tallied a league-best six interceptions.

COLLEGE

Was a four-year letterman (1996-99) at Notre Dame during which time he started 25 of the 45 games that he played . . . Totaled 203 tackles, six interceptions, four fumble recoveries, seven forced fumbles and five passes defended in his career . . . Opened all 12 games as a senior when he posted 70 tackles, two interceptions, two fumble recoveries and three forced fumbles . . . Had a 96-yard fumble return for a touchdown against Michigan State his junior year . . . Began his career as a wide receiver, but was moved to safety early in his true freshman season of 1996, when he went on to start six games, finishing with three interceptions . . . Graduated with a degree in sociology and computer applications.

PERSONAL

Married (Gwen) . . . Couple has two sets of twins, daughters Melieha and Mariah (5/3/00) and son, Deke, and daughter Delayne (10/20/05) . . . Attended Evansville (Ind.) North High School where he was a finalist for the 1995 "Mr. Football" award as a wide receiver . . . Also played safety . . . Lettered on the school's track team as well . . . Has taken part in the Dolphins' annual golf tournament, benefiting the Miami Dolphins Foundation . . . Full name is Deke Delvecchio Cooper, born October 18, 1977 in Swainsboro, Ga.

DEKE COOPERS'S NFL REGULAR SEASON STATISTICS

YEAR TEAM	GP	GS	TACKLES					INTERCEPTIONS					FUMBLES		
			TOT	SOLO	ASST	SK	YDS	NO	YDS	LG	TD	PD	FF	FR	YDS
2002 Carolina	10	0	1	1	0	0	0	0	0	–	0	0	0	0	0
2003 Jacksonville	14	10	74	37	37	0	0	1	12	12	0	5	0	1	10
2004 Jacksonville	16	0	35	23	12	0	0	1	0	0	0	0	1	0	0
2005 Jacksonville	16	12	80	52	28	0	0	1	0	0	0	7	0	0	0
NFL TOTALS	56	22	190	113	77	0	0	3	12	12	0	12	1	1	10

DEKE COOPERS'S NFL PLAYOFF STATISTICS

YEAR TEAM	GP	GS	TACKLES					INTERCEPTIONS					FUMBLES		
			TOT	SOLO	ASST	SK	YDS	NO	YDS	LG	TD	PD	FF	FR	YDS
2005 Jacksonville	1	0	0	0	0	0	0	0	0	–	0	0	0	0	0

ADDITIONAL STATS

Special Teams Tackles: 4 in 2002, 11 in 2003, 12 in 2004, 6 in 2005 for total of 33

Special Teams Forced Fumbles: 1 in 2004

Channing Crowder

52 Linebacker

Height/Weight6-2, 245
 Born12/2/83
 College.....Florida '06
 AcquiredD3, 2005
 Signed Through2008
 NFLSecond Season
 DolphinsSecond Season



PRO CAREER

CAREER TRANSACTIONS: Third-round draft choice (70th overall) of Miami in 2005, with a choice obtained from Chicago in the Marty Booker-Adewale Ogunleye trade from 2004.

2005 — Started 13 of the 16 games in which he played during his rookie season . . . Opened 11 games at the weakside spot and two in the middle . . . The Dolphins opened in either five or six DBs in the only three games he did not start (at Buffalo, 10/9; vs. Tennessee, 12/24; at New England, 1/1/06) . . . Along with RB Ronnie Brown and CB Travis Daniels, it marked the first time since 1996 that three or more Dolphin rookies opened at least ten games . . . Ranked second on the team with 90 tackles, the highest total by a Dolphins rookie since Zach Thomas tallied 164 in 1996 . . . It also was the fifth-highest total among NFL rookies in 2005 . . . Added two fumble recoveries, two forced fumbles and four passes defended on the year . . . Replaced an injured Zach Thomas (shoulder/ankle) at middle linebacker for games at Oakland (11/27) and vs. Buffalo (12/4) . . . Posted a season-high 10 tackles on two occasions; vs. Kansas City (10/21) and at San Diego (12/11) . . . Collected seven tackles at Tampa Bay (10/16) when he also recovered an Earnest Graham fumble that led to a Ronnie Brown eight-yard TD run on the next play from scrimmage . . . Prevented a potential touchdown vs. Atlanta (11/6) when he forced the ball loose from Justin Griffin with the Falcons at the Dolphins' 8, and was recovered by Travis Daniels . . . Also recovered a J.P. Losman fumble vs. Buffalo (12/4) . . .

HIGHEST TACKLE TOTALS AMONG 2005 NFL ROOKIES*

AMONG ROOKIE TACKLE LEADERS: Despite the fact that he was not drafted until the third round, Crowder had one of the most productive seasons of any NFL rookie in 2005 . . . According to figures from Stats, Inc., Crowder's unofficial total of 85 tackles was the fifth-highest total in the NFL:

FINS FACT

Channing has always had an affection for animals — and not just his Rotweiler, L.T. While at the University of Florida, he wrestled alligators and wild boars. "The alligator was about eight feet and we just grabbed the snout and snatched it up," Crowder said. "It was one of those late nights in Gainesville. We were bored and there was nothing better to do."

HIGHEST TACKLE TOTALS AMONG 2005 NFL ROOKIES*

PLAYER, POSITION	TEAM	TACKLES			DRAFT STATUS	
		SOLO	ASST	TOTAL	ROUND	OVERALL
1. Kirk Morrison, LB	Oakland	87	25	112	3	78
2. Odell Thurman, LB	Cincinnati	69	37	106	2	48
3. Lofa Tatupu, LB	Seattle	86	19	105	2	45
4. Derrick Johnson, LB	Kansas City	79	16	95	1	15
5. CHANNING CROWDER, LB	MIAMI	53	32	85	3	70

**All figures according to Stats, Inc.*

COLLEGE

Played two years (2003-04) at Florida and during that time started 17 of the 20 games in which he appeared . . . Amassed 179 tackles, 13.5 stops for loss, four sacks, three fumble recoveries, a pair of forced fumbles and an interception . . . Was a first-team All-Southeastern Conference selection in 2004 when he started eight of nine games and registered 73 tackles, a pair of sacks and an interception . . . As a redshirt freshman in 2003, opened nine of the 11 games in which he played, the most starts by a freshman in Florida history . . . Posted 106 tackles and two sacks, and was the SEC Defensive Freshman of the Year by The Sporting News as well as the National Freshman of the Year by College Football News . . . Majored in social and behavioral sciences.

PERSONAL

Single, resides in Atlanta, Ga . . . Attended North Springs High School in Atlanta, where he was a member of the National Honor Society . . . As a senior, recorded 114 tackles and 7.5 sacks while also rushing for more than 800 yards . . . Is the son of Randy Crowder, who was a sixth-round draft choice of Miami in 1974 and played with the team through 1976, and also went on to play with Tampa Bay from 1978-80 . . . They are the third father-son combination in Dolphins history, joining the Barbers (LB Rudy, 1968; FB Kantroy, 1999) and the Grieses (QB Bob, 1967-70; QB Brian, 2003) . . . The Crowders are the only father-son duo in team history to be drafted by the Dolphins . . . While at Florida, did charity work with the Goodwill Gators in which student-athletes visit local elementary schools to encourage children to read . . . As a rookie, participated in many events benefiting youth groups, such as Kids in Distress . . . Also participated in the Miami Dolphins Junior Anglers Fishing Tournament, where he taught children from the Boys and Girls Clubs of Broward County how to fish . . . Growing up, the Tampa Bay Buccaneers were his favorite sports team and Lawrence Taylor was his favorite athlete . . . In fact, has a Rotweiler named L.T . . . Enjoys hunting and fishing in spare time . . . Lists "Napoleon Dyanamite" as favorite movie, "Chappelle's Show" as favorite television show, "L.T.: Over the Edge," as favorite book and Young Jeezy as favorite recording artist . . . Full name is Randolph Channing Crowder, born December 2, 1983 in State College, Pa.

CHANNING CROWDER'S NFL REGULAR SEASON STATISTICS

YEAR TEAM	GP	GS	TACKLES					INTERCEPTIONS					FUMBLES		
			TOT	SOLO	ASST	SK	YDS	NO	YDS	LG	TD	PD	FF	FR	YDS
2005 Miami	16	13	90	55	35	0	0	0	0	-	0	4	2	2	0

DOLPHINS RECORD WITH AN INTERCEPTION

Miami was 8-2 in games in which the team had an interception in 2005. The Dolphins own a 196-72-1 (.730) record since 1980 in regular season games which they have had at least one interception.

TURNING OVER A NEW LEAF

After winning the turnover battle just twice over the first 11 games of the year, the Dolphins held the advantage in the takeaway/giveaway ratio in each of the last five games of 2005. This is tied for the second-longest such streak in club history. They also had a streak of five straight in 1970 (games 1-5) and 1976-77 (games 12-14 of '76, 1-2 of '77). The club record is seven consecutive contests, achieved in games 5-11 in 1971.

Daunte Culpepper

8 Quarterback

Height/Weight 6-4, 265
 Born 1/28/77
 College Central Florida '99
 Acquired T (Minn.), 2006
 Signed Through 2013
 NFL Eighth Season
 Dolphins First Season



PRO CAREER

FINS FACT

CAREER TRANSACTIONS: Was traded to Miami from Minnesota on March 15, 2006 in exchange for a second-round draft choice in 2006 . . . Originally was a first-round draft choice (11th overall, 4th quarterback) of the Vikings in 1999.

Since entering the NFL in 1999, Daunte has been extremely involved with the African-American Adoption Agency. Because of his work with the group, he was the recipient of the NFL's Extra Effort for September of 2003.

CAREER PRO BOWL SELECTIONS: 3 (2000, 2003, 2004).

2005 – Started each of the first seven games of the season for the Vikings . . . Sustained a knee injury after being tackled following an 18-yard run on the final play of the first quarter at Carolina (10/30) . . . Was placed on injured reserve on November 5 . . . In seven contests, completed 139 of 216 passes (64.4%) for 1,564 yards with six touchdowns and 12 interceptions . . . It marked the sixth straight season in which he completed better than 60 percent of his passes . . . Also rushed for 147 yards and a TD on 24 carries . . . Minnesota won the only two games in which he posted a passer rating of 100.0 or better . . . Had two completions of 40 yards or longer . . . When he started in opener vs. Tampa Bay (9/11), it was his sixth consecutive opening day starting assignment, the second-longest streak in Vikings history, trailing only the seven by Fran Tarkenton (1972-78) . . . Scored on a five-yard run at Cincinnati (9/18), the 29th rushing touchdown of his career, tying him with Dave Osborn for fifth on the Vikings' all-time list . . . Also had a completion for a two-point conversion to Marcus Robinson . . . Completed 21 of 29 passes for 300 yards with three touchdowns and no interceptions in a 33-16 win vs. New Orleans (9/25), the 19th 300-yard passing game of his career, tying Tommy Kramer's team record . . . In that game, had a 68-yard completion to Robinson and a 53-yard score to Troy Williamson, his only two completions of 50 yards or longer on the year, giving him 26 for his career and tying him with Kramer for second on the Vikings' all-time chart, trailing only the 36 by Tarkenton . . . Turned in best performance of the year in his final full game as a Viking, when he completed 23 of 31 (74.2%) for 280 yards with two touchdowns and a passer rating of 123.1 in a 23-20 comeback win vs. Green Bay (10/23) . . . With the Vikings trailing 17-0 at the half, Culpepper guided a second half rally in which he connected on 15 of 25 passes for 228 yards and a pair of TDs as the Vikings scored 23 of the final 26 points of the game . . . Completed 11 of 13 for 137 yards and a TD in the fourth quarter . . . With the score tied at 20, the Vikings had the ball at their own 36 with 24 seconds to play . . . Culpepper then completed consecutive passes of 14 yards and 12 yards, to set up Paul Edinger's game-winning 56-yard field goal as time expired . . . The 17-point comeback was the fifth-largest in Vikings history . . . Also in the game, he surpassed the 20,000-yard mark for his career, as he accomplished the feat in his 80th game, the third-fastest to do it in NFL history, trailing only Dan Marino (74) and Peyton Manning (78) . . . He did it on a three-yard pass to Mewelde Moore in the fourth quarter . . . For his performance that day, Culpepper was named NFC Offensive Player of the Week, the seventh such honor of his career during the regular season, and eighth including playoffs . . .

CAREER PASSING YARDS: In his career, has thrown for 20,162 yards in the regular season ... This total is the third-highest in Vikings history, trailing only Fran Tarkenton (33,098) and Tommy Kramer (24,775) ... He has amassed 3,000 yards passing in a season four times in his career, including a string of three in a row (2002-04) ... His total includes a career-best 4,717 yards in 2004, when he led the NFL in this category ... His single-game career-best is 425 yards on October 17, 2004 at New Orleans, one of two times that he has surpassed the 400-yard mark in his career ... Culpepper surpassed the 20,000-yard mark in his career with a three-yard completion to Mewelde Moore in the fourth quarter of his final full game as a Viking, on October 23, 2005 vs. Green Bay at the Metrodome ... He accomplished this feat in his 80th career game, the third-fastest player in NFL history to do this, trailing only Dan Marino (74) and Peyton Manning (78) ...

300-YARD PASSING GAMES: In his career, Culpepper has thrown for 300 or more yards 19 times during the regular season, including a high of six in 2004 ... In those 19 games, the Vikings posted a record of 11-8 ... He has attained this mark two more times during the playoffs, and Minnesota was 1-1 ... His 19 career games with 300+ yards is tied with Tommy Kramer for the Vikings all-time record ... He had a career-best four straight 300-yard passing contests in games 2-5 of 2004 ... He has posted consecutive 300-yard passing performances during the regular season on three other occasions ...

CAREER TOUCHDOWN PASSES: In his career, Culpepper has accounted for 135 touchdown passes in the regular season and eight more in the playoffs ... His regular season total ranks third in Vikings history, trailing only Fran Tarkenton (239) and Tommy Kramer (159) ... He compiled a career-high 39 TD passes in 2004, one of three times he has thrown 25 or more TD passes in a season and one of two times that he has surpassed the 30-TD mark ... In 2000, he tossed 33 scores, tying him with Peyton Manning for the NFL lead that year ...

MULTIPLE-TOUCHDOWN GAMES: Culpepper has thrown two or more touchdown passes in a game 40 times in his career during the regular season, including a high of 11 in 2000 ... He also has done this twice in the postseason ... He has accounted for three or more touchdowns passes in a game on 20 occasions and the Vikings were 14-6 ... He also has had three or more touchdown passes in a game twice in the playoffs and the Vikings won both times ...

CAREER PASS ATTEMPTS: In his career during the regular season, Culpepper has attempted 2,607 passes, including a high of 549 in 2002, one of two times in his career he has thrown more than 500 passes in a season and one of four in which he has attempted more than 400 ... His single-game career-high in this category is 53, which he has attained on two occasions; on October 29, 2000 at Tampa Bay and on September 29, 2002 at Seattle ... They represent two of the three times in his career he has attempted 50 or more passes in a game ... His career total ranks third on the Vikings all-time list, trailing only Fran Tarkenton (4,569) and Tommy Kramer (3,648) ...

CAREER COMPLETIONS: In his career, Culpepper has completed 1,678 passes, a figure which ranks third in Vikings history, trailing only Fran Tarkenton (2,635) and Tommy Kramer (2,011) ... He has completed more than 300 passes twice in his career, including a high of 379 in 2004 when he led the NFL in this category ... His single-game best in this category is 37, which he achieved on September 20, 2004 at Philadelphia ...

CAREER COMPLETION PERCENTAGE: In his career, Culpepper has achieved a completion percentage of 64.4 percent, the top figure in Vikings history, well ahead of Fran Tarkenton, who is second at 57.6 percent ... Culpepper has attained a 60.0 percent completion rate or better in all six of his seasons in which he has attempted a pass, including a high of 69.2 in 2004 ... He has completed 60.0 percent of his passes or better in 56 of his 80 career outings in which he has attempted a pass, including 26 occasions when he has been 70.0 or higher ... He also has surpassed the 60.0 plateau in one of his four playoff games ... His 64.4 career completion mark currently stands as the third-highest mark in NFL history, and it is the highest among players who have attempted more than 2,500 passes:

HIGHEST CAREER COMPLETION PERCENTAGES IN NFL HISTORY

(Min. 1,500 attempts)

PLAYER	TEAM(S)	YEARS	ATTEMPTS	PCT.
1. Kurt Warner*	St.L., NYG, Ariz.	1999-05	2,340	65.68
2. Marc Bulger*	St. Louis	2002-05	1,518	65.02
3. DAUNTE CULPEPPER*	MINNESOTA	1999-05	2,607	64.37
4. Steve Young	T.B., S.F.	1985-99	4,149	64.28
5. Peyton Manning*	Indianapolis	1998-05	4,333	63.90

*Indicates active player

LONG COMPLETIONS: Culpepper has completed 56 passes of 40 yards or longer in his career during the regular season, 26 of which have gone for touchdowns . . . His 56 completions from this distance rank second in Vikings history, trailing only Fran Tarkenton (84) . . . He threw a career-high 18 passes of 40+ yards in 2004, eight of which went for touchdowns . . . In four playoff games, has had four completions of 40 yards or longer, three of which have gone for touchdowns . . . In the regular season, he has had 26 completions of 50 yards or longer, tied with Tommy Kramer for second on the club's all-time list, trailing only Tarkenton (36) . . . Is second in team history with 11 pass plays of 60 yards or longer in the regular season, trailing only Tarkenton (17) . . .

CAREER PASSER RATING: Culpepper has compiled a career passer rating of 91.5, the top figure in Vikings history . . . Fran Tarkenton (80.2) is second . . . He has attained a passer rating of 100.0 or better in a game 33 times during the regular season, including a high of ten times in 2000 . . . The Vikings were 25-8 in the regular season and 2-0 in the playoffs when he attained this mark . . . In addition, Culpepper's career figure currently ranks fifth in NFL history:

HIGHEST CAREER PASSER RATING FIGURES IN NFL HISTORY

(Min. 1,500 attempts)

PLAYER	TEAM(S)	YEARS	RATING
1. Steve Young	T.B., S.F.	1985-99	96.8
2. Kurt Warner*	St.L., NYG, Ariz.	1999-05	94.1
3. Peyton Manning*	Indianapolis	1998-05	93.5
4. Joe Montana	S.F., K.C.	1979-94	92.3
5. DAUNTE CULPEPPER*	MINNESOTA	1999-05	91.5

*Indicates active player

CAREER RUSHING: In his career, Culpepper has rushed for 2,476 yards and 29 touchdowns on 454 attempts . . . He has run for more than 400 yards in a season on five occasions (2000-04), including a high of 609 yards in 2002, a figure which ranked second among NFL QBs that year, trailing only Atlanta's Michael Vick (777) . . . In '02, Culpepper led all NFL QBs with 10 rushing touchdowns, the fifth-highest single-season figure by a quarterback in NFL history . . . Culpepper led all NFL QBs in 2003 with 422 rushing yards . . . His career rushing total is 11th in Vikings history and second among QBs, trailing only Fran Tarkenton (2,548) . . . His 29 career rushing TDs are tied for the fifth-highest figure in Minnesota history and is first among QBs . . . In addition, his rushing total is fourth among quarterbacks who were active at the end of the 2005 season, trailing only Tennessee's Steve McNair (3,439) Atlanta's Michael Vick (2,820) and Philadelphia's Donovan McNabb (2,514) . . . His 29 rushing touchdowns are second-most among active QBs, trailing only McNair (36) . . .

FOURTH-QUARTER COMEBACKS: In his career, Culpepper has been at the controls on ten occasions when his team rallied from a fourth-quarter deficit to record a victory . . . The most recent fourth-quarter comeback win that he guided occurred on October 23, 2005 when the Vikings trailed the Packers, 17-10 at the end of three quarters, and he completed 11 of 13 for 137 yards and a TD in the final period to lead Minnesota to a 23-20 victory . . .

DAUNTE CULPEPPER'S FOURTH QUARTER COMEBACK VICTORIES

DATE	OPPONENT	TRAILED	FINAL SCORE	4TH QUARTER TDs
9/3/00	vs. Chicago	16-20	30-27	2 rushing
10/9/00	vs. Tampa Bay	20-23	30-23	1 passing
10/22/00	vs. Buffalo	13-17	31-27	2 passing#
9/30/01	vs. Tampa Bay	13-16	20-16	1 rushing
11/19/01	vs. N.Y. Giants	14-16	28-16	2 passing
10/13/02	vs. Detroit	17-24	31-24	1 passing
12/15/02	vs. New Orleans	24-31	32-31	1 passing
12/21/02	vs. Miami	10-14	20-17	None
11/21/04	vs. Detroit	7-19	22-19	1 passing#
10/23/05	vs. Green Bay	10-17	23-20	1 passing

- Also threw for a 2-point conversion

* - Indicates overtime

2004 – Started all 16 games for the third time in his career . . . Completed 379 of 548 passes (69.2%) for 4,717 yards with 39 touchdowns, 11 interceptions and a passer rating of 110.9, as he led the Vikings to a regular season record of 8-8 and a Wild Card playoff berth . . . Set virtually every Vikings single-season passing record and was chosen to the third Pro Bowl of his career . . . Led all NFC passers in pass attempts, completions, yards, touchdown passes and passer rating . . . Was second in the conference and in the league in completion percentage (Brian Griese, 69.4) . . . Among NFL signal callers, ranked first in completions and yards . . . Placed second in attempts (Trent Green, 556), touchdown passes (Peyton Manning, 49) and passer rating (Peyton Manning, 121.1) . . . Also rushed for 406 yards and a pair of scores on 88 attempts . . . Threw for 300 or more yards six times on the year while he surpassed the 400-yard barrier on two occasions during the regular season . . . Compiled a completion percentage of 60.0 or better in all but one game, while he connected on 70.0 percent or better eight times, including twice when he reached 80.0 percent . . . Put together a passer rating of 100.0 or better nine times, and the Vikings were 6-3 . . . Threw three or more TD passes in a game six times on the year, including three when he threw for five scores, the most five-TD games in a season in NFL history . . . Had 18 completions of 40 yards or longer in the regular season, eight of which went for touchdowns . . . Rushing total ranked second in the NFL among quarterbacks, trailing only Atlanta's Michael Vick (902) . . . Was named NFC Offensive Player of the Week on four occasions during the regular season . . . First such honor came in a week one 35-17 victory over Dallas (9/12) when he completed 17 of 23 (73.9%) for 242 yards with five touchdowns and no interceptions . . . It was his fourth Player of the Week Award during the regular season and fifth overall, including playoffs . . . It was only the third time that a Viking threw five or more TD passes in a game, and Culpepper was the third to do it, and the first since Tommy Kramer had six on September 28, 1986 vs. Green Bay . . . Of Culpepper's five scores that day, two went for longer than 40 yards (63,43) . . . Two weeks later, in 27-22 victory vs. Chicago (9/26), was named Player of the Week once again as he connected on 19 of 30 passes for 360 yards with two TDs and no INTs, and also scored on a one-yard run . . . In 34-28 overtime win at Houston (10/10), connected on 36 of 50 passes for 396 yards with five touchdowns and no INTs . . . Had two scoring passes of 50 yards, including one to Marcus Robinson with 7:05 to play in overtime, providing the Vikings with the winning margin . . . Third NFC weekly honor coincided with his third five-TD game of the year when he led Minnesota to a 38-31 win at New Orleans (10/17) . . . Completed 26 of 37 for a career-high 425 yards with five TDs and two INTs . . . His yardage total that day is the seventh-highest in Vikings history . . . The following week, in a 20-3 win vs. Tennessee (10/24), hit the 80.0 percent completion mark for the first time in his career as he was 24 of 30 for 183 yards with one TD and no INTs . . . Was named NFC Offensive Player of the Month for October when he was 110 of 158 (69.6%) for 1,235 yards with 12 touchdowns and four interceptions as the Vikings went 3-1 . . . It was the second monthly honor of his career . . . Established a career-best mark for completion percentage as he connected on 16 of 19 (84.2%) in a 31-28 loss at Indianapolis (11/8) when he threw for 169 yards with one TD and no INTs . . . In the Colts contest, also scored on a two-point conversion run, the third of his career . . . Guided the Vikings back from a 19-7 fourth-quarter deficit vs. Detroit (11/21) to a 22-19 victory, as he completed six of eight passes for 65 yards in the final period . . . This included a six-yard scoring pass to Nate Burleson, followed by a two-point completion to Burleson, bringing the Vikings to within four points of the lead at 19-15 . . . Was named NFC Offensive Player of the Week for the fourth time on the year in 28-27 win at Detroit (12/19) when he completed 25 of 35 for 404 yards with three TDs and an INT . . . Had scoring tosses of 36, 82 and 37 yards . . . In two playoff games following the season, completed 43 of 75 passes for 600 yards with five touchdowns and two interceptions . . . Also rushed for 72 yards and a TD on 12 attempts . . . In 31-17 First-Round win at Green Bay (1/9/05), connected on 19 of 29 for 284 yards with four TDs and no INTs, including scoring passes of 68, 20, 19 and 34 yards . . . Lone rushing touchdown of his postseason career occurred in Divisional contest at Philadelphia (1/16/05) when he scored on a seven-yard run . . .

PASSING YARDS: Culpepper threw for an NFL-best 4,717 yards in 2004 . . . This total shattered the previous Vikings single-season standard of 4,264 yards by Warren Moon in 1994 . . . Culpepper had six games of 300 yards passing or more over the course of the season, including twice when he went over 400 yards . . . In those six games, the Vikings posted a record of 4-2 . . . It was the third straight year and fourth time in his career that he threw for more than 3,000 yards . . . In fact, his 18,598 passing yards from 2000-04 was the third-highest total in the NFL over this five-year span, trailing only Peyton Manning (21,568) and Brett Favre (18,840) . . . In addition, his yardage figure from 2004 is the fifth-highest total in NFL annals:

MOST PASSING YARDS IN A SEASON IN NFL HISTORY

PLAYER	TEAM	YEAR	YARDS
1. Dan Marino	Miami	1984	5,084
2. Kurt Warner	St. Louis	2001	4,830
3. Dan Fouts	San Diego	1981	4,802
4. Dan Marino	Miami	1986	4,746
5. DAUNTE CULPEPPER	MINNESOTA	2004	4,717

COMBINED PASSING/RUSHING YARDS: In addition to passing for 4,717 yards in 2004, Culpepper rushed for 406 yards on 88 carries . . . His 5,123 total yards eclipsed the NFL single-season record of 5,077, first set by Dan Marino in 1984:

MOST COMBINED PASSING/RUSHING YARDS IN A SEASON IN NFL HISTORY

PLAYER	TEAM	YEAR	PASS YARDS	RUSH YARDS	TOTAL YARDS
1. DAUNTE CULPEPPER	MINNESOTA	2004	4,717	406	5,123
2. Dan Marino	Miami	1984	5,084	-7	5,077
3. Warren Moon	Houston	1990	4,689	215	4,904

TOUCHDOWN PASSES: Culpepper's 39 touchdown passes in 2004 led the NFC and trailed only Indianapolis' Peyton Manning (49) for the NFL lead . . . His total shattered the previous Vikings single-season record of 34, set by Randall Cunningham in 1998 . . . He threw four or more TD passes in a game four times, tied with Randall Cunningham (1998) for the most in Minnesota history . . . It was the second time in Culpepper's NFL career that he threw 30 or more touchdown passes in a season, as he tossed 33 in 2000 . . . In fact, over a five-year period from 2000-04, Culpepper accounted for 129 touchdown passes, third-most in the NFL during this stretch, trailing only Manning (164) and Brett Favre (141) . . . His 39 TD passes in 2004 currently is tied for the fifth-highest single-season total in NFL history:

MOST TOUCHDOWN PASSES IN A SEASON IN NFL HISTORY

PLAYER	TEAM	YEAR	TDS
1. Peyton Manning	Indianapolis	2004	49
2. Dan Marino	Miami	1984	48
3. Dan Marino	Miami	1986	44
4. Kurt Warner	St. Louis	1999	41
5. DAUNTE CULPEPPER	MINNESOTA	2004	39
Brett Favre	Green Bay	1996	39

COMBINED TOUCHDOWNS: With 41 combined touchdowns passing and rushing in 2004, this figure currently stands as the seventh-best in NFL history . . .

COMPLETIONS: Not only did Culpepper's 379 completions in 2004 lead all NFL quarterbacks, but he also set a Vikings single-season record, surpassing the previous mark of 377 by Warren Moon in 1995 . . .

COMPLETION PERCENTAGE: In 2004, Culpepper completed a career-best 69.2 percent of his passes . . . It was the second-highest total in the NFC and in the NFL in 2004, trailing only Brian Griese's figure of 69.4 . . . Culpepper connected on 70.0 or better eight times and 80.0 or better on two occasions . . . This figure eclipsed the Vikings single-season record of 65.0 which he had set the previous year, as he currently owns each of the top two and three of the four highest season totals in franchise history . . . In addition, his season mark is the sixth-best figure in NFL annals:

HIGHEST SINGLE-SEASON COMPLETION PERCENTAGES IN NFL HISTORY

PLAYER	TEAM	YEAR	PCT
1. Ken Anderson	Cincinnati	1982	70.55
2. Sammy Baugh	Washington	1945	70.33
3. Steve Young	San Francisco	1994	70.28
4. Joe Montana	San Francisco	1989	70.21
5. Brian Griese	Tampa Bay	2004	69.35
6. DAUNTE CULPEPPER	MINNESOTA	2004	69.16

PASSER RATING: In 2004, Culpepper posted a passer rating of 110.9, the top figure in the NFC and second in the NFL, trailing only the mark of 121.1 by Indianapolis' Peyton Manning . . . It established a new Vikings single-season record, surpassing the previous mark of 106.0 by Randall Cunningham in 1998 . . . During the course of the '04 season, Culpepper compiled a rating of 100.0 or better nine times and the Vikings were 6-3 in those games . . . It was the second straight season and third time in his career that he had a passer rating of 95.0 or better . . . In fact, over a five-year period from 2000-04, Culpepper's composite passer rating of 93.2 was second-best in the NFL, trailing only the mark of 97.0 by Manning . . . In addition, his figure from 2004 is the fourth-best single-season total in NFL history:

HIGHEST SINGLE-SEASON PASSER RATING FIGURES IN NFL HISTORY

PLAYER	TEAM	YEAR	RATING
1. Peyton Manning	Indianapolis	2004	121.1
2. Steve Young	San Francisco	1994	112.8
3. Joe Montana	San Francisco	1989	112.4
4. DAUNTE CULPEPPER	MINNESOTA	2004	110.9
5. Milt Plum	Cleveland	1960	110.4

2003 – Started all 14 games in which he played . . . Completed 295 of 454 passes (65.0%) for 3,479 yards with 25 touchdowns, 11 interceptions and a passer rating of 96.4 . . . Also rushed for 422 yards and four scores on 73 carries . . . Was voted to the second Pro Bowl of his career, as he was named a starter to the NFC squad . . . Passer rating ranked first in the NFC and third in the NFL, and was the third-best mark in Vikings history to that point, and now fourth . . . Connected on 60 percent or better of his passes in ten of 14 contests, including five occasions when he hit on 70 percent or higher . . . Had three 300-yard passing games on the year, all of which came in a four-week span . . . Compiled a passer rating of 100.0 or better six times, during which time the Vikings were 5-1 . . . Had 11 completions of 40 yards or longer . . . Rushing total led all NFL QBs . . . Produced a season-best 76.9 percent completion mark in 24-13 win over Chicago (9/14) when he hit on 20 of 26 passes for 214 yards with two touchdowns and no INTs . . . Had scoring runs of 14 and two yards in 23-13 win at Detroit (9/21) . . . Sustained a back injury on his second touchdown of that game, which occurred in the second quarter, and forced him to miss the remainder of that game and each of the next two contests . . . In his three games during the month of September, completed 42 of 69 passes (60.9%) for 514 yards with five touchdowns and no interceptions, and also rushed for 83 yards and two touchdowns on 18 carries, as the Vikings posted a record of 3-0 . . . For his performance, he was named NFC Offensive Player of the Month for the first time in his career . . . Initial 300-yard passing game of season came at San Diego (11/9), when he was 32 of 44 for 370 yards with a season-best four touchdowns and one interception . . . It marked the first of three 300-yard passing performances over the next four weeks to close out the month of November . . . This included a season-high 396 yards at Oakland (11/16) . . . Ran for a season-high 70 yards rushing on four attempts, including a career-long 42-yard run, at St. Louis (11/30).

2002 – Started all 16 games . . . Completed 333 of 549 passes (60.7%) for 3,853 yards with 18 touchdowns and 23 interceptions . . . Yardage total ranked second in the NFC in '02, trailing only the Giants' Kerry Collins (4,073) . . . Completed more than 60 percent of his passes in eight games . . . Accounted for ten completions of 40 yards or longer on the year . . . Also rushed for a career-high 609 yards and 10 touchdowns on 106 attempts . . . Single-season total for rush attempts, yards and touchdowns all are Vikings records for a quarterback . . . Yardage total is the ninth-highest figure by a QB in NFL annals while 106 rush attempts are fifth . . . Ten rushing scores not only led all NFL QBs in '02, but also marked the fifth-highest total by a QB

in NFL history trailing only Steve Grogan (12 for New England in 1976), Johnny Lujack (11 for Chicago in 1950), Tobin Rote (11 for Green Bay in 1956) and Kordell Stewart (11 for Pittsburgh in 1997) . . . Rushing yardage figure was second among QBs in the NFL, trailing only Atlanta's Michael Vick (777) . . . With 4,462 yards of total offense, tied Warren Moon's club record with his second season of 4,000+ yards of total offense . . . Accounted for two 300-yard passing games, both of which came over the final three weeks of the season . . . Compiled a passer rating of 100.0 or better in four games on the year, and the Vikings were 4-0 . . . Completed 60.0 percent of his passes or better in eight games, including four when he was 70.0 or better . . . Completed a season-long 61-yard pass, to tight end Byron Chamberlain, in opener at Chicago (9/8) . . . Had a season-high three touchdown passes in week two game vs. Buffalo (9/15) when he was 25 of 45 for 281 yards and no INTs . . . Led his first fourth-quarter comeback win of the season vs. Detroit (10/13) as the Vikings trailed, 24-17, heading into the final period . . . In the fourth quarter, completed eight of ten passes for 133 yards and led a pair of touchdown drives, one of which resulted in a 45-yard scoring pass to Michael Bennett . . . Was 26 of 36 for 312 yards with two TDs and 0 INTs in a 32-31 win at New Orleans (12/15), when he compiled a season-best 116.9 passer rating . . . In the Saints game, also rushed for a season-high 73 yards and a pair of scores on seven attempts and was named NFC Offensive Player of the Week for the third time in his career during the regular season and fourth occasion overall, including playoffs . . . His 13-yard TD pass to Randy Moss with five seconds to play, followed by Culpepper's run for a two-point conversion in the Saints game capped a 13-play, 72-yard drive and provided Minnesota with the winning margin . . . Two weeks later, in finale at Detroit (12/29), completed 21 of 29 for 312 yards with two TDs and one INT in a 38-36 victory.

2001 – Started all 11 games in which he appeared . . . Missed the final five games of the season with a knee injury . . . Completed 235 of 366 passes (64.25) for 2,612 yards with 14 touchdowns and 13 interceptions . . . Rushed for 416 yards and five scores on 71 attempts . . . Also ran for a pair of two-point conversions . . . Completed 60 percent of his passes or better in nine of his 11 outings, including twice when he surpassed the 70.0 mark . . . Had a passer rating of 100.0 better in two contests and the Vikings were 1-1 in those games . . . Completed five passes of 40 yards or longer . . . Rushing total ranked third among NFL QBs, trailing only Pittsburgh's Kordell Stewart (537) and Philadelphia's Donovan McNabb (482) . . . Only two 300-yard passing games on the year occurred in consecutive weeks when he threw for 322 yards vs. Tampa Bay (9/30) and 332 yards at New Orleans (10/7) . . . Scored on an eight-yard run with 1:03 remaining in the Bucs game to lift the Vikings to a 20-16 victory . . . That run capped an 11-play, 96-yard drive in which Culpepper completed all six of his pass attempts, totaling 83 yards, and also rushed twice for 12 yards, including the touchdown . . . Had a career-high 83 yards rushing (7 atts.) in 31-26 win vs. Detroit (10/14) . . . His rushing total included scoring runs of 7 and 33 yards . . . Accounted for the first four-TD game of his career in a 28-16 win over the N.Y. Giants (11/19) on a Monday night as he completed 26 of 38 for 277 yards with four TDs and two INTs . . . In the Giants game, accounted for touchdown passes of one yard to Cris Carter and 57 yards to Randy Moss in the fourth quarter to bring Minnesota back from a 16-14 fourth-quarter deficit to the victory . . . Left game at Pittsburgh (12/2) in the fourth quarter with a knee injury . . . Dressed but did not play the following week and was inactive for the final four games . . . Accounted for two-point conversion runs in games vs. New Orleans (10/7), which followed his 19-yard TD pass to Byron Chamberlain, and at Tampa Bay (10/28).

2000 – Opened all 16 games in first season as a starter . . . Completed 297 of 474 passes (62.7%) for 3,937 yards with 33 touchdowns and 16 interceptions . . . Also rushed for 470 yards and seven touchdowns on 89 carries . . . Led the Vikings to a record of 11-5 and the NFC Central Division title, and was selected as a starter to the NFC Pro Bowl squad . . . His yardage total was third-most in Vikings history to that point and now fourth . . . Had 11 completions of 40 yards or longer . . . His 33 TD passes not only tied Peyton Manning for first in the NFL, but it also tied him with Warren Moon for the second-highest single-season total in franchise history, trailing only Randall Cunningham's 34 from 1998, and are now tied for third . . . Compiled a passer rating of 98.0, a figure which ranked third in the NFC and fourth in the NFL . . . Had a passer rating of 100.0 or better in ten games and the Vikings were 7-3 . . . Ranked second in the NFC and fourth in the NFL in passing yards . . . Completion mark was third in the conference and fourth in the league . . . Completed 60.0 percent of his passes or better in nine games and 70.0 percent or higher in four contests . . . Rushing total ranked third among NFL QBs, trailing only Philadelphia's Donovan McNabb (629) and Oakland's Rich Gannon (529) . . . Led the Vikings to wins in their first seven games of the year, the only Vikings signal caller to do that . . . First NFL start came vs. Chicago (9/3) when he completed 13 of 23 passes for 190 yards with no touchdowns and an INT as the Vikings recorded a 30-27 victory . . . Also rushed for 73 yards on 13 carries, three of which were for touchdowns (1, 7 and 4

yards) ... Became the first Vikings quarterback ever to have three rushing touchdowns in a game, and became the first Viking to do it since Herschel Walker in 1991 ... It tied with many others for the second-most rushing TDs by a quarterback in a game in NFL history, surpassed only by the four achieved by Chicago's Bobby Douglass on November 4, 1973 at Green Bay ... First career 300-yard passing game, one of five on the season, came the following week vs. Miami (9/10) as he completed 23 of 37 for 355 yards with one TD and three INTs in the Vikings' 13-7 win ... First NFL touchdown pass came on a 15-yard strike to Randy Moss in the fourth quarter ... Hit on 17 of 29 for 269 yards with three TDs, no INTs and a passer rating of 124.1 at Detroit (10/1), the first of four straight games in which he had a passer rating of 100.0 or better ... In the Lions game, accounted for touchdown passes of 61 and 50 yards, both to Moss, becoming only the fifth Vikings quarterback to throw two scoring passes of 50 yards or longer in the same game ... Over that four-game span, during which time, the Vikings were 4-0, completed 64 of 103 passes (62.1%) for 949 yards with 11 touchdowns and just two interceptions ... Was named NFC Offensive Player of the Week in just his fifth start and his first Monday night appearance when he completed 15 of 19 passes for 231 yards with two TDs and an INT, and also rushed for 35 yards on seven attempts, including a 27-yard scoring run, in a 30-23 win vs. Tampa Bay (10/9) ... Hit Moss for a 42-yard TD pass with 8:42 to play in the game to give the Vikings a 27-23 lead ... Guided Minnesota to 18 fourth-quarter points in a 31-27 comeback victory vs. Buffalo (10/22) ... Had touchdown passes of 11 yards to Cris Carter and 39 yards to Randy Moss in the final period, in a addition to a completion for a two-point conversion to Moe Williams ... Connected on 22 of 29 passes for a season-high 357 yards with three touchdowns, no interceptions and a season-high passer rating of 151.1 in 31-17 win vs. Carolina (11/19) and was named NFC Offensive Player of the Week ... Along with his 302 yards passing the previous week vs. Arizona, it marked the first time in his career he threw for 300 yards in consecutive games ... Surpassed the 3,000-yard passing mark in Thanksgiving Day game at Dallas (11/23), in which he was 15 of 22 for 205 yards with two TDs and no INTs in the Vikings' 27-15 win ... Led the Vikings to a 34-16 Divisional Playoff win vs. New Orleans (1/6/01) as he completed 17 of 31 for 302 yards with three touchdowns and no interceptions ... Also rushed for 51 yards on four carries ... First postseason touchdown of NFL career came on 53-yard toss to Moss in the first quarter ... Was named NFL Offensive Player of the Week in the Divisional Round for his performance in the Saints game ...

PRO BOWL: Was named as a starter for the NFC Pro Bowl team ... Became the first Viking to earn Pro Bowl honors since Warren Moon in 1995 and the first starter since Tommy Kramer in 1986 ...

POSTSEASON HONORS: Following the season was an All-Pro pick by USA Today and an All-NFC selection by Pro Football Weekly ... Also was named the Quarterback of the Year by the National Quarterback Club.

1999 – Saw action in one game in his rookie season, which came in a reserve role vs. San Francisco (10/24) ... Did not have any pass attempts ... Rushed for six yards on three carries, including a long run of nine yards ... Was designated as the third quarterback for 14 games, was inactive for another contest.

COLLEGE

Started all 44 games in which he played during his four-year career at Central Florida (1995-98) ... Completed 889 of 1,391 passes for 11,412 yards with 84 touchdowns and 42 interceptions in his career ... Also rushed for 1,020 yards and 24 touchdowns on 456 attempts ... Became one of only three quarterbacks in NCAA history to surpass 10,000 yards passing and 1,000 yards rushing in a career, joining Steve McNair and Doug Nussmeier ... Set more than 30 school records during the course of his career ... Had his best year as a senior when he connected on 296 of 402 passes (73.6%) for 3,690 yards with 28 touchdowns and seven interceptions ... Completion percentage of 73.6 percent set a new NCAA single-season record as he surpassed the previous mark of 71.3 percent by BYU's Steve Young in 1983 ... Also rushed for 463 yards and 12 touchdowns on 141 attempts ... Finished sixth in the Heisman Trophy balloting that year ... Was the winner of the Sammy Baugh National Passer of the Year Award, while he also shared The Sports Network's National Offensive Player of the Year honors with Ricky Williams ... Was a first-team All-America selection by The Sports Network ... Was a finalist for the Johnny Unitas Golden Arm Award ... Majored in secondary education.

PERSONAL

Attended Vanguard High School in Ocala, Fla., a town with a population of nearly 50,000, located about 80 miles Southwest of Jacksonville . . . Earned All-America honors and was named Florida's Mr. Football by the Florida Athletic Coaches Association . . . Was the recipient of the Vikings Ed Block Courage Award in 2001 . . . In addition, was the winner of the Corey Stringer Good Guy Award in 2003 and 2004 for his work with the media . . . Was honored with the NFL's Extra Effort Award for his work with the African American Adoption Agency in September 2003 . . . Charity work while with the Vikings included working with the AAAA and serving as a keynote speaker at the United Way Reason To Be Thankful celebration . . . Has been associated with AAAA since his rookie season . . . Hosts the Daunte Culpepper AAAA Celebrity Golf Tournament as a fundraiser for the Agency . . . Was drafted by the New York Yankees in the 26th round of the 1995 Major League Baseball Draft . . . High school coach, Alex Castaneda, was one of five finalists for NFL High School Football Coach of the Year Award in 2000 . . . During the 2003 offseason won the EA Sports Madden Bowl title among NFL players . . . Was featured in a spring 2004 production of Fox Sports' "Beyond the Glory," focusing on his remarkable childhood and development as a football player through high school to the NFL . . . Born January 28, 1977 in Ocala, Fla.

DAUNTE CULPEPPER'S NFL REGULAR SEASON PASSING STATISTICS

YEAR	TEAM	GP	GS	ATT.	CMP.	PCT.	YDS		TD	INT.	LG	SK	YDS	
							YDS	ATT.					LST	RATE
1999	Minnesota	1	0	0	0	0.0	0	0.0	0	0	-	0	0	0.0
2000	Minnesota	16	16	474	297	62.7	3937	8.3	33	16	78t	34	181	98.0
2001	Minnesota	11	11	366	235	64.2	2612	7.1	14	13	57t	33	186	83.3
2002	Minnesota	16	16	549	333	60.7	3853	7.0	18	23	61	47	244	75.3
2003	Minnesota	14	14	454	295	65.0	3479	7.7	25	11	59t	37	196	96.4
2004	Minnesota	16	16	548	379	69.2	4717	8.6	39	11	82t	46	238	110.9
2005	Minnesota	7	7	216	139	64.4	1564	7.2	6	12	68	31	169	72.0
NFL TOTALS		81	80	2607	1678	64.4	20162	7.7	135	86	82t	228	1214	91.5

Career Record As A Starter: 38-42 (.475); 11-5 (.688) in 2000, 4-7 (.364) in 2001, 6-10 (.375) in 2002, 7-7 (.500) in 2003, 8-8 (.500) in 2004, 2-5 (.286) in 2005.

DAUNTE CULPEPPER'S NFL PLAYOFF PASSING STATISTICS

YEAR	TEAM	GP	GS	ATT.	CMP.	PCT.	YDS		TD	INT.	LG	SK	YDS	
							YDS	ATT.					LST	RATE
2000	Minnesota	2	2	59	30	50.8	380	6.4	3	3	68t	4	18	67.1
2004	Minnesota	2	2	75	43	57.3	600	8.0	5	2	68t	6	44	94.3
PLAYOFF TOTALS		4	4	134	73	54.5	980	7.3	8	5	68t	10	62	82.3

Career Postseason Record As A Starter: 2-2 (.500); 1-1 in 2000, 1-1 in 2004.

DAUNTE CULPEPPER'S NFL REGULAR SEASON RUSHING STATISTICS

YEAR	NO.	YDS.	AVG.	LG	TD
1999	3	6	2.0	9	0
2000	89	470	5.3	27t	7
2001	71	416	5.9	34	5
2002	106	609	5.7	38	10
2003	73	422	5.8	42	4
2004	88	406	4.6	16	2
2005	24	147	6.1	18	1
NFL TOTALS		454	2476	5.5	42
					29

DAUNTE CULPEPPER'S NFL PLAYOFF RUSHING STATISTICS

YEAR	NO.	YDS.	AVG.	LG	TD
2000	6	61	10.2	30	0
2004	11	79	7.2	27	1
NFL TOTALS		17	140	8.2	1
				30	1

ADDITIONAL STATS

Two-Point Conversions Scored: 2 in 2001, 1 in 2002, 1 in 2004 for total of 4.

Fumbles-Lost: 1-0 in 1999, 11-6 in 2000, 16-7 in 2001, 23-9 in 2002, 16-6 in 2003, 9-4 in 2004, 5-4 in 2005 for total of 81-36 (P 3-1)

SINGLE-GAME HIGHS

Pass Attempts:	53 at Tampa Bay, 10/29/00
	53 at Seattle, 9/29/02
	50 at Houston, 10/10/04
	49 at New England, 11/24/02
	49 at Oakland, 11/16/03
Pass Completions:	37 at Philadelphia, 9/20/04
	36 at Houston, 10/10/04
	33 at St. Louis, 11/30/03
	32 at San Diego, 11/9/03
	30 vs. Tampa Bay, 9/30/01
Yards Passing:	425 at New Orleans, 10/17/04
	404 at Detroit, 12/19/04
	396 at Oakland, 11/16/03
	396 at Houston, 10/10/04
	370 at San Diego, 11/9/03
TD Passes:	5 vs. Dallas, 9/12/04
	5 at Houston, 10/10/04
	5 at New Orleans, 10/17/04
	4 vs. N.Y. Giants, 11/19/04
	4 at San Diego, 11/9/03
	4 at Green Bay, 11/14/04
	4 at Green Bay, 1/9/05*
Interceptions:	5 at Cincinnati, 9/18/05
	4 vs. Carolina, 9/22/02
	3 nine times (last: vs. Tampa Bay, 9/11/05)
Completion Percentage:	84.2 at Indianapolis, 11/18/04 (16 of 19)
	80.0 vs. Tennessee, 10/24/04 (24 of 30)
	78.9 vs. Tampa Bay, 10/9/00 (15 of 19)
	78.7 at Philadelphia, 9/20/04 (37 of 47)
	78.1 vs. Arizona, 11/12/00 (25 of 32)
Passer Rating:	151.3 vs. Green Bay, 12/24/04
	151.1 vs. Carolina, 11/19/00
	147.1 vs. Dallas, 9/12/04
	140.0 vs. New Orleans (9/25/05)
	137.1 at Green Bay, 1/9/05*
Long Passes:	82t at Detroit, 12/19/04 (Randy Moss)
	78t vs. Green Bay, 12/17/00 (Randy Moss)
	68t vs. New Orleans, 1/6/01 (Randy Moss)
	68t vs. Green Bay, 12/24/04 (Nate Burleson)
	68t at Green Bay, 1/9/05 (Moe Williams)*
Rushing Attempts:	13 vs. Chicago, 9/3/00
	12 at New England, 9/17/00
	12 vs. Carolina, 9/9/01
Rushing Yards:	83 vs. Detroit, 10/14/01
	75 vs. Green Bay, 10/21/01
	73 vs. Chicago, 9/3/00
	73 at New Orleans, 12/15/02
Long Runs:	42 at St. Louis, 11/30/03
	38 vs. Miami, 12/21/02
	34 vs. Green Bay, 10/21/01
Rushing TDs:	3 vs. Chicago, 9/3/00
	2 vs. Detroit, 10/14/01
	2 at New Orleans, 12/15/02
	2 at Detroit, 9/21/03

* Playoff Game

300-YARD PASSING GAMES (21-19 regular season, 2 playoffs)

DATE	OPPONENT	ATT.	COMP.	YDS.	TD	INT	W/L
9/10/00	vs. Miami	37	23	355	1	3	W
10/29/00	at Tampa Bay	53	29	313	1	2	L
11/12/00	vs. Arizona	32	25	302	3	1	W
11/19/00	vs. Carolina	29	22	357	3	0	W
12/17/00	vs. Green Bay	38	23	335	3	1	L
1/6/01*	vs. New Orleans	31	17	302	3	0	W
9/30/01	vs. Tampa Bay	44	30	322	1	2	W
10/7/01	at New Orleans	34	23	332	2	1	L
12/15/02	at New Orleans	36	26	312	2	0	W
12/29/02	at Detroit	29	21	312	2	1	W
11/9/03	at San Diego	44	32	370	4	1	L
11/16/03	at Oakland	49	27	396	1	3	L
11/30/03	at St. Louis	47	33	330	1	1	L
9/20/04	at Philadelphia	47	37	343	1	1	L
9/26/04	vs. Chicago	30	19	360	2	0	W
10/10/04	at Houston	50	36	396	5	0	W
10/17/04	at New Orleans	37	26	425	5	2	W
11/14/04	at Green Bay	44	27	363	4	0	L
12/19/04	at Detroit	35	25	404	3	1	W
1/16/05*	at Philadelphia	46	24	316	1	2	L
9/25/05	vs. New Orleans	29	21	300	3	0	W

* Playoff Game

1999 GAME-BY-GAME STATISTICS (Minnesota)

DATE	OPPONENT	P/S	PASSING								RUSHING				W/L	SCORE
			ATT	CMP	YDS	PCT	TD	INT	LG	TKLD	ATT	YDS	LG	TD		
9/12	at Atlanta		THIRD QUARTERBACK												W	17-14
9/19	OAKLAND		THIRD QUARTERBACK												L	17-22
9/26	at Green Bay		THIRD QUARTERBACK												L	20-23
10/3	TAMPA BAY		THIRD QUARTERBACK												W	21-14
10/10	CHICAGO		THIRD QUARTERBACK												L	22-24
10/17	at Detroit		THIRD QUARTERBACK												L	23-25
10/24	S. FRANCISCO	P	0	0	0	0.0	0	0	-	0/0	3	6	9	0	W	40-16
10/31	at Denver		INACTIVE												W	23-20
11/8	DALLAS		THIRD QUARTERBACK												W	27-17
11/14	at Chicago		THIRD QUARTERBACK												W	27-24
11/28	SAN DIEGO		THIRD QUARTERBACK												L	35-27
12/6	at Tampa Bay		THIRD QUARTERBACK												L	28-31
12/12	at Kansas City		THIRD QUARTERBACK												L	28-31
12/20	GREEN BAY		THIRD QUARTERBACK												W	24-20
12/26	at NY Giants		THIRD QUARTERBACK												W	34-17
1/2/00	DETROIT		THIRD QUARTERBACK												W	24-17
1/9/00	DALLAS#		THIRD QUARTERBACK												W	27-10
1/16/00	at St. Louis#		THIRD QUARTERBACK												L	37-49
1999 TOTALS			1-0	0	0	0	0.0	0	0	0	0/0	3	6	9	0	10-6
PLAYOFF TOTALS			0-0	0	0	0	0.0	0	0	0	0/0	0	0	0	0	1-1

2000 GAME-BY-GAME STATISTICS (Minnesota)

DATE	OPPONENT	P/S	PASSING								RUSHING				W/L	SCORE
			ATT	CMP	YDS	PCT	TD	INT	LG	TKLD	ATT	YDS	LG	TD		
9/3	CHICAGO	S	23	13	190	56.5	0	1	66	1/2	13	73	24	3	W	30-27
9/10	MIAMI	S	37	23	355	62.1	1	3	42	3/12	8	37	26	0	W	13-7
9/17	at New England	S	28	19	177	67.8	2	1	39t	4/16	12	59	13	0	W	21-13
10/1	at Detroit	S	29	17	269	58.6	3	0	61t	2/8	7	29	19	0	W	31-24
10/9	TAMPA BAY	S	19	15	231	78.9	2	1	42t	6/24	7	35	27t	1	W	30-23
10/15	at Chicago	S	26	15	198	57.6	3	0	26	3/21	4	15	7	0	W	28-16
10/22	BUFFALO	S	29	17	251	58.6	3	1	39t	0/0	6	29	10	0	W	31-27
10/29	at Tampa Bay	S	53	29	313	54.7	1	2	39	2/11	4	35	21	0	L	13-41
11/6	at Green Bay	S	34	17	276	50.0	2	3	45t	3/26	4	20	9	0	L	20-26
11/12	ARIZONA	S	32	25	302	78.1	3	1	33t	2/4	5	26	10	1	W	31-4
11/19	CAROLINA	S	29	22	357	75.8	3	0	53t	1/28	0	0	0	0	W	31-17
11/23	at Dallas	S	22	15	205	68.2	2	0	52	2/13	2	8	6	0	W	27-15

2000 GAME-BY-GAME STATISTICS (Minnesota)

DATE	OPPONENT	P/S	PASSING								RUSHING				W/L	SCORE
			ATT	CMP	YDS	PCT	TD	INT	LG	TKLD	ATT	YDS	LG	TD		
11/30	DETROIT	S	32	19	160	59.4	1	2	20	0/0	6	25	8	0	W	24-17
12/10	at St. Louis	S	33	21	221	63.6	3	0	32t	4/13	4	37	13	1	L	29-40
12/17	GREEN BAY	S	38	23	335	60.5	3	1	78t	1/3	7	42	13	1	L	28-33
12/24	at Indianapolis	S	10	7	97	70.0	1	0	42t	0/0	0	0	-	0	L	10-31
1/6/01	NEW ORLEANS#	S	31	17	302	54.8	3	0	68t	0/0	4	51	30	0	W	34-16
1/14/01	at NY Giants#	S	28	13	78	46.4	0	3	13	4/18	2	10	6	0	L	0-41
2000 TOTALS		16-16	474	297	3937	62.7	33	16	78t	34/181	89	470	27t	7	11-5	
PLAYOFF TOTALS		2-2	59	30	380	50.8	3	3	68t	4/18	6	61	30	0	1-1	

2001 GAME-BY-GAME STATISTICS (Minnesota)

DATE	OPPONENT	P/S	PASSING								RUSHING				W/L	SCORE
			ATT	CMP	YDS	PCT	TD	INT	LG	TKLD	ATT	YDS	LG	TD		
9/9	CAROLINA	S	38	22	236	61.1	1	3	28	1/2	12	57	10	1	L	13-24
9/23	at Chicago	S	36	24	233	66.6	1	0	28	3/18	8	42	10	0	L	10-17
9/30	TAMPA BAY	S	44	30	322	68.2	1	2	39	1/10	5	20	8t	1	W	20-16
10/7	at New Orleans	S	34	23	332	67.6	2	1	52	6/26	0	0	-	0	L	15-28
10/14	DETROIT	S	27	20	244	74.1	1	1	47t	6/46	7	83	33t	2	W	31-26
10/21	GREEN BAY	S	27	18	184	66.7	1	0	43t	2/7	8	75	34	1	W	35-13
10/28	at Tampa Bay	S	24	13	150	54.2	1	1	40	2/6	9	49	16	0	L	14-41
11/11	at Philadelphia	S	35	21	285	60.0	2	1	37	6/40	6	21	16	0	L	17-48
11/19	NY GIANTS	S	38	26	277	68.4	4	2	57t	3/14	9	26	13	0	W	28-16
11/25	CHICAGO	S	46	26	209	56.5	0	1	23	3/17	7	43	11	0	L	6-13
12/2	at Pittsburgh	S	17	12	140	70.6	0	1	27	0/0	0	0	-	0	L	16-21
12/9	TENNESSEE		INACTIVE												W	42-24
12/16	at Detroit		INACTIVE												L	24-27
12/23	JACKSONVILLE		INACTIVE												L	3-33
12/30	at Green Bay		INACTIVE												L	13-24
1/7/02	at Baltimore		INACTIVE												L	3-19
2001 TOTALS		11-11	366	235	2612	64.2	14	13	57t	33/186	71	416	34	5	5-11	

2002 GAME-BY-GAME STATISTICS (Minnesota)

DATE	OPPONENT	P/S	PASSING								RUSHING				W/L	SCORE
			ATT	CMP	YDS	PCT	TD	INT	LG	TKLD	ATT	YDS	LG	TD		
9/8	at Chicago	S	28	16	234	57.1	1	2	61	1/6	5	6	7	1	L	23-27
9/15	BUFFALO	S	45	25	281	54.3	3	0	31	5/45	7	20	8	1	L	39-45
9/22	CAROLINA	S	30	19	191	63.3	1	4	36	5/14	4	32	17	0	L	14-21
9/29	at Seattle	S	53	29	273	54.7	0	2	34	4/24	9	63	20	1	L	23-48
10/13	DETROIT	S	36	27	295	75.0	2	1	45t	1/4	7	39	22	1	W	31-24
10/20	at NY Jets	S	39	26	288	66.6	0	3	46	0/0	5	26	9	0	L	7-20
10/27	CHICAGO	S	29	22	216	75.9	1	0	39t	0/0	8	31	12	0	W	25-7
11/3	at Tampa Bay	S	29	18	225	63.3	0	2	39	3/11	4	8	8	0	L	24-38
11/10	NY GIANTS	S	20	9	91	45.0	0	0	23	3/22	6	42	17	0	L	20-27
11/17	GREEN BAY	S	26	13	217	50.0	2	2	41	2/10	10	48	16	1	W	31-21
11/24	at New England	S	49	24	272	48.9	2	0	22	4/8	5	59	19	0	L	17-24
12/1	ATLANTA	S	43	23	266	53.5	1	3	40	6/36	7	35	20	1	L	24-30
12/8	at Green Bay	S	28	15	136	53.6	1	1	24	3/11	4	26	13	1	L	22-26
12/15	at New Orleans	S	36	26	312	72.2	2	0	35	3/19	7	73	19	2	W	32-31
12/21	MIAMI	S	29	20	244	69.0	0	2	59	4/18	10	67	38	0	W	20-17
12/29	at Detroit	S	29	21	312	72.4	2	1	60	3/16	8	34	16	1	W	38-36
2002 TOTALS		16-16	549	333	3853	60.7	18	23	61	47/244	106	609	38	10	6-10	

2003 GAME-BY-GAME STATISTICS (Minnesota)

DATE	OPPONENT	P/S	PASSING								RUSHING				W/L	SCORE
			ATT	CMP	YDS	PCT	TD	INT	LG	TKLD	ATT	YDS	LG	TD		
9/7	at Green Bay	S	30	15	195	50.0	3	0	27	2/12	9	50	18	0	W	30-25
9/14	CHICAGO	S	26	20	214	76.9	2	0	51	3/16	7	17	8	0	W	24-13
9/21	at Detroit	S	13	7	105	53.8	0	0	29	1/1	2	16	14t	2	W	23-13
9/28	SAN FRANCISCO		DID NOT PLAY												W	35-7
10/5	at Atlanta		INACTIVE												W	39-26
10/19	DENVER	S	26	19	277	73.0	2	0	59t	2/9	2	1	2	0	W	28-20
10/26	NY GIANTS	S	31	18	241	58.0	2	2	35	4/19	5	48	19	0	L	17-29
11/2	GREEN BAY	S	34	21	202	61.7	2	0	43t	2/4	4	16	7	1	L	27-30
11/9	at San Diego	S	44	32	370	72.7	4	1	31t	3/20	6	42	10	0	L	28-42
11/16	at Oakland	S	49	27	396	55.1	1	3	52	3/23	7	42	14	1	L	18-28
11/23	DETROIT	S	30	20	196	66.7	0	1	27	3/10	7	41	17	0	W	24-14

2003 GAME-BY-GAME STATISTICS (Minnesota)

DATE	OPPONENT	P/S	PASSING								RUSHING				W/L	SCORE
			ATT	CMP	YDS	PCT	TD	INT	LG	TKLD	ATT	YDS	LG	TD		
11/30	at St. Louis	S	47	33	330	70.2	1	1	23	8/54	4	70	42	0	L	17-48
12/7	SEATTLE	S	33	21	274	63.6	3	0	47	1/2	6	7	3	0	W	34-7
12/14	at Chicago	S	34	24	222	70.6	1	1	37	2/7	4	16	6	0	L	10-13
12/20	KANSAS CITY	S	29	20	260	69.0	3	1	30	2/14	3	16	8	0	W	45-20
12/28	at Arizona	S	28	18	197	64.2	1	1	30	1/5	7	40	18	0	L	17-18
2003 TOTALS			14-14	454	295	3479	65.0	25	11	591	37/196	73	422	42	4	9-7

2004 GAME-BY-GAME STATISTICS (Minnesota)

DATE	OPPONENT	P/S	PASSING								RUSHING				W/L	SCORE
			ATT	CMP	YDS	PCT	TD	INT	LG	TKLD	ATT	YDS	LG	TD		
9/12	DALLAS	S	23	17	242	73.9	5	0	63	2/0	6	25	11	0	W	35-17
9/20	at Philadelphia	S	47	37	343	78.7	1	1	22	4/11	8	41	14	0	L	16-27
9/26	CHICAGO	S	30	19	360	63.3	2	0	63	4/10	5	13	10	1	W	27-22
10/10	at Houston	S	50	36	396	72.0	5	0	50	3/8	6	30	12	0	W	34-28
10/17	at New Orleans	S	37	26	425	70.3	5	2	46	2/8	7	13	8	0	W	38-31
10/24	TENNESSEE	S	30	24	183	80.0	1	0	20	3/22	3	4	6	0	W	20-3
10/31	NY GIANTS	S	41	24	231	58.5	1	2	42	0/0	5	32	11	0	L	13-34
11/8	at Indianapolis	S	19	16	169	84.2	1	0	30	2/15	5	27	10	0	L	28-31
11/14	at Green Bay	S	44	27	363	61.4	4	0	40	4/18	3	19	9	0	L	31-34
11/21	DETROIT	S	32	22	233	68.8	2	1	61	3/21	11	35	11	0	W	22-19
11/28	JACKSONVILLE	S	27	19	235	70.4	1	1	48	4/17	8	18	6	1	W	27-16
12/5	at Chicago	S	33	23	279	69.7	2	3	40	5/34	6	50	11	0	L	14-24
12/12	SEATTLE	S	33	21	270	63.6	1	0	54	1/9	6	32	16	0	L	23-27
12/19	at Detroit	S	35	25	404	71.4	3	1	82	5/34	4	22	14	0	W	28-27
12/24	GREEN BAY	S	23	16	285	69.6	3	0	68	0/0	3	21	10	0	L	31-34
1/2/05	at Washington	S	44	27	299	61.4	2	0	38	4/31	2	24	14	0	L	18-21
1/7/05	at Green Bay#	S	29	19	284	65.5	4	0	68	3/16	6	54	27	0	W	31-27
1/16/05	at Philadelphia#	S	46	24	316	52.2	1	2	40	3/28	5	25	8	1	L	14-27
2004 TOTALS			16-16	548	379	4717	69.2	39	11	821	46/238	88	406	16	2	8-8
PLAYOFF TOTALS			2-2	75	43	600	57.3	5	2	68	6/44	11	79	27	1	1-1

2005 GAME-BY-GAME STATISTICS (Minnesota)

DATE	OPPONENT	P/S	PASSING								RUSHING				W/L	SCORE
			ATT	CMP	YDS	PCT	TD	INT	LG	TKLD	ATT	YDS	LG	TD		
9/11	TAMPA BAY	S	33	22	233	66.7	0	3	25	3/18	3	19	10	0	L	13-24
9/18	at Cincinnati	S	37	21	236	56.8	0	5	23	2/9	2	10	5	1	L	8-37
9/25	NEW ORLEANS	S	29	21	300	72.4	3	0	68	6/26	9	35	17	0	W	33-16
10/2	at Atlanta	S	34	23	250	67.6	1	2	27	9/52	1	10	10	0	L	10-30
10/16	at Chicago	S	48	26	237	54.2	0	2	31	4/34	1	14	14	0	L	3-28
10/23	GREEN BAY	S	31	23	280	74.2	2	0	29	5/25	7	41	18	0	W	23-20
10/30	at Carolina	S	4	3	28	75.0	0	0	12	2/5	1	18	18	0	L	13-38
11/6	DETROIT				INJURED RESERVE										W	27-14
11/13	at NY Giants				INJURED RESERVE										W	24-21
11/21	at Green Bay				INJURED RESERVE										W	20-17
11/27	CLEVELAND				INJURED RESERVE										W	24-12
12/4	at Detroit				INJURED RESERVE										W	21-16
12/11	ST. LOUIS				INJURED RESERVE										W	27-13
12/18	PITTSBURGH				INJURED RESERVE										L	3-18
12/25	at Baltimore				INJURED RESERVE										L	23-30
1/1/06	CHICAGO				INJURED RESERVE										W	34-10
2005 TOTALS			7-7	216	139	1564	64.4	6	12	68	31/169	24	147	18	1	9-7

DAUNTE CULPEPPER'S PASSING BREAKDOWN

	2005								CAREER							
	G	ATT	CMP	YDS	PCT	TD	INT	LG	G	ATT	CMP	YDS	PCT	TD	INT	LG
Buffalo	-	-	-	-	-	-	-	-	2	74	42	532	56.8	6	1	39
Miami	-	-	-	-	-	-	-	-	2	66	43	599	65.2	1	5	60
New England	-	-	-	-	-	-	-	-	2	77	43	449	55.8	4	1	39
N.Y. Jets	-	-	-	-	-	-	-	-	1	39	26	288	66.7	0	3	46
AFC East	-	-	-	-	-	-	-	-	7	256	154	1868	60.2	11	10	60
Baltimore	-	-	-	-	-	-	-	-	-	-	-	-	-	-	-	-
Cincinnati	1	37	21	236	56.8	0	5	23	1	37	21	236	56.8	0	5	23
Cleveland	-	-	-	-	-	-	-	-	-	-	-	-	-	-	-	-
Pittsburgh	-	-	-	-	-	-	-	-	1	17	12	140	70.6	0	1	27
AFC North	1	37	21	236	56.8	0	5	23	2	54	33	376	61.1	0	6	27
Houston	-	-	-	-	-	-	-	-	1	50	36	396	72.0	5	0	50
Indianapolis	-	-	-	-	-	-	-	-	2	29	23	266	79.3	2	0	40
Jacksonville	-	-	-	-	-	-	-	-	1	27	19	235	70.4	1	1	30
Tennessee	-	-	-	-	-	-	-	-	1	30	24	183	80.0	1	0	20
AFC South	-	-	-	-	-	-	-	-	5	136	102	1080	75.5	9	1	50
Denver	-	-	-	-	-	-	-	-	1	26	19	277	73.1	2	0	59
Kansas City	-	-	-	-	-	-	-	-	1	29	20	260	69.0	3	1	30
Oakland	-	-	-	-	-	-	-	-	1	49	27	396	55.1	1	3	52
San Diego	-	-	-	-	-	-	-	-	1	44	32	370	72.7	4	1	31
AFC West	-	-	-	-	-	-	-	-	4	148	98	1303	66.2	10	5	59
AFC Total	1	37	21	236	56.8	0	5	23	18	594	387	4627	65.2	30	22	60
Dallas	-	-	-	-	-	-	-	-	2	45	32	447	71.1	7	0	63
N.Y. Giants	-	-	-	-	-	-	-	-	4	130	77	840	59.2	7	6	27
Philadelphia	-	-	-	-	-	-	-	-	2	82	58	628	70.7	3	2	37
Washington	-	-	-	-	-	-	-	-	1	44	27	299	61.4	2	0	38
NFC East	-	-	-	-	-	-	-	-	9	301	194	2214	64.5	19	8	63
Chicago	1	48	26	237	54.2	0	2	31	11	359	228	2592	63.5	13	10	66
Detroit	-	-	-	-	-	-	-	-	9	263	178	2218	67.7	14	8	82
Green Bay	1	31	23	280	74.2	2	0	29	10	315	188	2473	59.7	23	7	78
Minnesota	-	-	-	-	-	-	-	-	-	-	-	-	-	-	-	-
NFC North	2	79	49	517	62.0	2	2	31	30	937	594	7283	63.4	50	25	82
Atlanta	1	34	23	250	54.2	1	2	27	2	77	46	516	59.7	2	5	40
Carolina	1	4	3	28	75.0	0	0	12	4	101	66	812	65.3	5	7	53
New Orleans	1	29	21	300	72.4	3	0	68	4	136	96	1369	70.6	12	3	68
Tampa Bay	1	33	22	233	66.7	0	3	25	6	202	127	1474	62.9	5	11	42
NFC South	4	100	69	811	69.0	4	5	68	16	516	335	4171	64.9	24	26	68
Arizona	-	-	-	-	-	-	-	-	2	60	43	499	71.7	4	2	33
St. Louis	-	-	-	-	-	-	-	-	2	80	54	551	67.5	4	1	32
San Francisco	-	-	-	-	-	-	-	-	1	0	0	0	-	0	0	-
Seattle	-	-	-	-	-	-	-	-	3	119	71	817	59.7	4	2	35
NFC West	-	-	-	-	-	-	-	-	8	259	168	1867	64.9	12	5	35
NFC Total	6	179	118	1328	65.9	6	7	68	63	2013	1291	15535	64.1	105	64	82
Home	3	93	66	813	71.0	5	3	68	41	1258	824	9970	65.5	69	42	78
Road	4	123	73	751	59.3	1	9	31	40	1349	854	10192	63.3	66	44	82
1st Down	7	90	57	698	63.3	2	7	68	81	1011	661	7917	65.4	44	32	78
2nd Down	7	71	50	469	70.4	3	3	31	81	888	583	6337	65.7	40	30	66
3rd Down	7	52	30	373	57.7	0	2	25	81	668	412	5659	61.7	47	22	82
4th Down	7	3	2	24	66.7	1	0	16	81	40	22	249	55.0	4	2	29
1st Half	7	81	55	624	67.9	3	3	68	81	1264	807	10085	63.8	66	39	82
2nd Half/OT	7	135	84	940	62.2	3	9	31	81	1343	871	10077	64.9	69	47	66
Grass	2	52	29	265	55.8	0	2	31	23	818	507	5733	62.0	37	26	52
Turf	5	164	110	1299	67.1	6	10	68	58	1789	1171	14429	65.5	98	60	82
Aug./Sept.	3	99	64	769	64.6	3	8	68	19	630	399	4720	63.3	27	27	68
October	4	117	75	795	64.1	3	4	31	23	704	464	5519	65.9	37	21	61
November	-	-	-	-	-	-	-	-	21	718	452	5370	63.0	37	22	82
Dec./Jan.	-	-	-	-	-	-	-	-	18	555	363	4553	65.4	32	16	38
Games 1-8	7	216	139	1564	64.4	6	12	68	46	1451	939	11120	64.7	71	51	68
Games 9-16	-	-	-	-	-	-	-	-	35	1156	739	9042	63.9	64	35	82
Wins	2	60	44	580	73.3	5	0	68	39	1138	777	9897	68.3	81	28	82
Losses	5	156	95	984	60.9	1	12	31	42	1469	901	10265	61.3	54	58	78
Ties	-	-	-	-	-	-	-	-	-	-	-	-	-	-	-	-

Travis Daniels

21 Cornerback

Height/Weight6-1, 192
Born9/8/82
College.....Louisiana State '05
AcquiredD4, 2005
Signed Through2008
NFLSecond Season
DolphinsSecond Season



PRO CAREER

CAREER TRANSACTIONS: Was a fourth-round draft choice (104th overall) of the Dolphins in 2005.

2005 — Played in all 16 games, including 14 starts in his rookie season . . . Posted 62 tackles, a figure which ranked fifth on the team and second among defensive backs . . . Added one interception, 13 passes defended and a fumble recovery . . . Added two stops on special teams . . . Along with RB Ronnie Brown and LB Channing Crowder, it was the first time since 1996 that three or more Dolphin rookies started a minimum of ten games . . . His 14 starts marked the most by a Dolphins rookie defensive back since Jarvis Williams opened all 16 contests at free safety in 1988 . . . They tied for the most-ever by a rookie cornerback in team history, as he equaled the mark first set by Curtis Johnson in 1970 . . . Started the season in a reserve role . . . In NFL debut, vs. Denver (9/11), picked off a Jake Plummer pass in the fourth quarter of the Dolphins' 34-10 victory . . . First start of NFL career came vs. Carolina (9/25) when he opened at left cornerback, a spot he held for the remainder of the year . . . Registered five tackles and the first fumble recovery of his NFL career when he pounced on a Justin Griffith miscue that was forced by fellow rookie Channing Crowder . . . Had six tackles in 33-21 win at Oakland (11/27) when the Dolphins held the Raiders to 185 net passing yards and limited the duo of Randy Moss and Jerry Porter to a combined six receptions for 85 yards, including three for 28 by Moss . . . Posted a season- and team-high eight tackles vs. Buffalo (12/4), when he also came up with a season-best three passes defended.

FINS FACT

Having been born and raised in South Florida, Travis' affection for the Miami Dolphins has always run deep. "I remember ever since I was a little kid, my first little football uniform was a Miami Dolphins uniform," Travis says. "Every day after preschool I used to go put the uniform on and go in the neighborhood and start playing football with some of my friends. I wore it so much that everyone started messing with me about it, but now they are seeing me being able to play for the Miami Dolphins for real, so it all paid off."

COLLEGE

Was a four-year letterman (2001-04) at LSU who started each of his final two seasons . . . Overall in his career for the Tigers, opened 26 of the 33 games in which he appeared, and collected 109 tackles, two interceptions, two sacks and 38 passes defended . . . As a senior, started all 12 games and posted 48 tackles and nine passes defended . . . Scored a touchdown on a one-yard return off a fumbled interception return by teammate Ali Highsmith against Arkansas State . . . Played in the Senior Bowl following the season . . . Opened all 14 games as a junior as LSU captured the national title . . . Amassed 58 tackles, two interceptions, a pair of sacks, 26 passes defended and a blocked kick . . . Opened the first six games of the season at free safety before moving to cornerback for the final eight contests . . . Returned an interception 48 yards for a touchdown against Mississippi State . . . Blocked a punt against Western Illinois . . . Majored in general studies.

PERSONAL

Single . . . Attended South Broward High School in Hollywood, Fla . . . Became the first Broward County player to be drafted by the Dolphins since the team selected S Bobby Harden (Piper High School) in the 12th round of the 1990 draft . . . Was a first-team 4A All-State pick as a defensive back his senior year . . . Also played wide receiver, a position from which he caught 34 passes for 500 yards and four touchdowns as a senior . . . Mother, Spring Grant, is such a huge Dolphins fan that shortly after Travis was born, she had him wearing aqua in the nursery at Hollywood Memorial Hospital . . . Has participated in the team's annual Fishing Tournament, which benefits the Miami Dolphins Foundation . . . Also has taught kids from the Boys and Girls Clubs of Broward County how to fish at the Miami Dolphins Junior Angler Clinic . . . Enjoys listening to jazz . . . Enjoys swimming, fishing, movies and playing Playstation 2 in free time . . . Growing up, Deion Sanders was his favorite athlete . . . Lists "Juice" as favorite movie, "The Fresh Prince of Bel-Air" as favorite television show, "Autobiography of Malcolm X" as favorite book and Young Jeezy as favorite recording artist . . . Has his own website, located at www.tdaniels21.com . . . Full name is Travis Antwon Daniels, born September 8, 1982 in Hollywood, Fla.

TRAVIS DANIELS' NFL REGULAR SEASON STATISTICS

YEAR TEAM		GP GS		TACKLES					INTERCEPTIONS					FUMBLES		
				TOT	SOLO	ASST	SK	YDS	NO	YDS	LG	TD	PD	FF	FR	YDS
2005	Miami	16	14	62	48	14	0	0	1	4	4	0	13	0	1	0

ADDITIONAL STATS

Special Teams Tackles: 2 in 2005

John Denney

97 Long Snapper

Height/Weight 6-5, 270
 Born 12/13/78
 College Brigham Young '05
 Acquired FA, 2005
 Signed Through 2006
 NFL Second Season
 Dolphins Second Season



PRO CAREER

CAREER TRANSACTIONS: Was signed by the Dolphins as an undrafted college free agent on April 29, 2005.

2005 – Beat out incumbent Ed Perry for the long-snapping duties following the preseason and held the spot for all of 2005 . . . Was the only undrafted rookie to spend all 16 games on the team's 53-man roster . . . Participated in every contest, all on special teams . . . Registered five tackles on punt coverage unit over the course of the season, including two at San Diego (12/11).

FINS FACT

After graduating from high school in 1997, John spent two years serving a Spanish-speaking Church mission to Morristown, New Jersey. That experience taught him one major lesson in life. "Rejection," he says. "Day after day, you try to do your best. Some days go smoother than others, but sometimes people don't open their doors to you. You can't blame them. You've got to understand and do all you can do to just control what you can control. And the rest will fall into place."

COLLEGE

Lettered three years (2002-04) at BYU . . . As a defensive end, appeared in a total of 32 games, including 29 starts . . . Also handled the long-snapping duties for the Cougars . . . Recorded 94 tackles in his career . . . As a senior, posted 27 tackles, 8.5 stops for loss, 4.5 sacks and a forced fumble as he was chosen to play in the Hula Bowl . . . Amassed 42 tackles, six stops for loss and 4.5 sacks as a junior when he received Academic All-Mountain West Conference honors . . . Redshirted in 2001 after transferring from Ricks Junior College in Rexburg, Idaho, where he played in 2000 . . . Majored in business management.

PERSONAL

Married (Christy) with a son, Austin (3/3/05) . . . Attended Horizon High School in Thornton, Colorado, where he graduated with National Student-Athlete Honors . . . Has played the violin since age five . . . Enjoys playing golf in spare time . . . Has donated time and money for the Dolphins' annual turkey giveaway . . . Also has made hospital visits and participated in Hurricane Wilma relief efforts . . . Has taken part in the team's Golf and Fishing Tournaments, both of which benefit the Miami Dolphins Foundation . . . Growing up, his favorite sports team was the Denver Broncos . . . Lists "Endless Summer II" as favorite movie, "Seinfeld" as favorite television show, "Bringing Down the House" as favorite book and Dave Matthews as favorite recording artist . . . Brother, Ryan, currently is a defensive end with Buffalo after the Bills made him a second-round draft choice in 2002 . . . Full name is John S. Denney, born December 13, 1978 in Denver, Colorado.

André Goodman

29 Cornerback

Height/Weight5-10, 185
Born8/11/78
CollegeSouth Carolina '02
AcquiredUFA (Det.), 2006
Signed Through2008
NFLFifth Season
DolphinsFirst Season



PRO CAREER

CAREER TRANSACTIONS: Signed a three-year contract with the Dolphins as an unrestricted free agent from Detroit on March 13, 2006. . . Originally drafted by Detroit in the third round (68th overall) in 2002.

2005 – Played in 15 games, including eight starts . . . Posted 47 tackles and a career-high three interceptions, a figure which ranked second on the club . . . Also came up with a fumble recovery, 12 passes defended and a five stops on special teams . . . Posted a season-high six tackles on four occasions; vs. Green Bay (9/11), at Tampa Bay (10/2), vs. Baltimore

FINS FACT

André was a big basketball fan growing up in Greenville, South Carolina, and for most of his childhood, aspired to play in the NBA one day. His favorite player was Michael Jordan. André's basketball career had to be put off, however, when he didn't grow past 5-10. At that time, he opted to play football, a decision which didn't come until his junior year of high school.

(10/9) and vs. Chicago (10/30) . . . First interception of the year came at Cleveland (10/23) when he picked off a Trent Dilfer pass in the fourth quarter to help preserve the Lions' 13-10 lead in a game they would win by that same score . . . Intercepted a Carson Palmer pass vs. Cincinnati (12/18) and returned it a career-long 21 yards . . . Also collected a season-high two special teams tackles in the Bengals game . . . Picked off a Ben Roethlisberger pass in finale at Pittsburgh (1/1/06) . . . Batted down five passes and had two interceptions over the final three weeks of the season.

2004 – Started four of the 11 games in which he appeared . . . Tallied 23 tackles, an interception, three passes defended and a forced fumble . . . Added four stops on special teams . . . Posted a season-high six tackles, including his lone interception of the season in opener at Chicago (9/12) . . . Sustained a thigh injury in the game and was inactive for the next four weeks, dressed but did not play for a fifth . . . Opened the final four games of the year at left cornerback, filling in for an injured Fernando Bryant . . . Notched five tackles and a forced fumble vs. Chicago (12/26).

2003 – Started all three games in which he played . . . Recorded 13 tackles and four passes defended . . . Sustained a dislocated shoulder vs. Minnesota (9/21) and was placed on injured reserve on September 25.

2002 – Played in 14 games, including six starts, during his rookie season . . . Collected 48 tackles, an interception, 12 passes defended, a fumble recovery and six special teams tackles . . . Missed the first two games with an ankle injury . . . Made NFL debut, in a reserve role, vs. Green Bay (9/22) . . . Responded with four tackles against the Packers . . . Posted a career-high three special teams tackles at Minnesota (10/13) . . . Recorded seven tackles and two passes defended vs. Tampa Bay (12/15) . . . Tallied four tackles, batted down two passes and recovered a Bob Christian fumble, which he returned 20 yards at Atlanta (12/22) . . . The fumble recovery, which was the first of his NFL career, set up a 15-yard TD pass from Mike McMahon to Aveion Cason two plays afterward . . . First career interception came the following week, in finale vs. Minnesota (12/29), as he snared a Daunte Culpepper pass deep in Lions territory and returned it two yards.

COLLEGE

Was a four-year letterman (1998-2001) at South Carolina, where he started his final two seasons . . . Totaled 86 tackles, four interceptions and 20 pass breakups in his career . . . Started at left cornerback as a senior when he amassed 43 tackles, three interceptions and eight pass breakups . . . Opened the first two games of his junior season at free safety before moving to starting left cornerback spot for the remainder of the year . . . Majored in sports and entertainment management.

PERSONAL

Married (Shana) with sons, Fabian and André II, and a daughter, Kennedy . . . Was an all-state performer in football at Greenville (S.C.) High School where he played both defensive back and receiver . . . Participated in the North-South All-Star Game . . . Also excelled in track, where he compiled personal bests of 10.5 in the 100-meter dash and 22.4 in the 200-meters . . . Growing up, his favorite professional athlete was Michael Jordan . . . Born August 11, 1978.

ANDRÉ GOODMAN'S NFL REGULAR SEASON STATISTICS

YEAR TEAM	GP	GS	TACKLES						INTERCEPTIONS					FUMBLES		
			TOT	SOLO	ASST	SK	YDS		NO	YDS	LG	TD	PD	FF	FR	YDS
2002 Detroit	14	6	48	40	8	0	0		1	2	2	0	12	0	1	20
2003 Detroit	3	3	13	10	3	0	0		0	0	–	0	4	0	0	0
2004 Detroit	11	4	23	20	3	0	0		1	0	0	0	3	1	0	0
2005 Detroit	15	8	47	39	8	0	0		3	17	21	0	12	0	1	15
NFL TOTALS	43	21	131	109	22	0	0		5	19	21	0	31	1	2	35

ADDITIONAL STATS

Special Teams Tackles: 6 in 2002, 4 in 2004, 5 in 2005 for total of 15

Rex Hadnot

66 Center/Guard

Height/Weight 6-2, 325
Born 1/28/82
College Houston '04
Acquired D6, 2004
Signed Through 2007
NFL Third Season
Dolphins Third Season



PRO CAREER

CAREER TRANSACTIONS: Sixth-round draft choice (174th overall) of the Dolphins in 2004 with a pick obtained from Atlanta in a draft trade-up.

2005 – Started all 16 games in which he played ... Opened the first 13 contests at right guard and the final three at center in place of the injured Seth McKinney (lower leg) ... Part of a line that yielded just 26 sacks, the fourth-lowest total in the NFL, and led a running game that averaged 118.6 yards an outing and 4.3 yards per rush attempt, which ranked seventh and fourth in the AFC, respectively ... Took part in every offensive snap in 14 of 16 contests over the course of the year.

2004 – Played in 15 games, starting seven ... Dressed but did not play in one other ... Made first start of NFL career, at left guard in place of the injured Jeno James (knee) at Seattle (11/21) ... Also opened at that spot the following week at San Francisco (11/28) ... With James' returned, Rex then started the final five games of the year at right guard.

FINS FACT

If Rex wasn't playing football he knows exactly what he would do. "I would be big-man modeling," he says. "I'm extremely handsome and that is what I am looking forward to doing. I've done a little modeling. I like to take photographs. I pride myself in being the most handsome and best-dressed big man in the NFL."

COLLEGE

Four-year letterman (2000-03) and three-year starter (2001-03) at Houston ... Started all 13 games at center as a senior after playing guard his first three seasons ... Was named as a first-team All-Conference USA pick ... Did not allow a sack in more than 400 pass attempts ... Set team record with 196 knockdown blocks ... Played in the Hula Bowl following the season ... Started all 12 games at guard as a junior ... Named as a second team All-Conference USA choice ... Did not allow a sack in 11 of 12 games ... Named the Cougars' Offensive Player of the Week for his performance against Texas as he graded out at 85 percent and recorded seven pancakes and 13 knockdowns ... Started 11 games as a sophomore ... Did not give up a sack ... Recorded 104 knockdown blocks ... Played in all 11 games as a redshirt freshman ... Redshirted as a true freshman in 1999 ... Majored in economics.

PERSONAL

Has a daughter, Kalyn Denise ... Attended Lufkin (Tex.) High School ... Was named the best offensive lineman in District 12-5A as a senior in 1998 ... Helped lead his team to a 10-4 overall record and the quarterfinals of the state playoffs as a senior ... Has donated time and money

for the Dolphins' annual turkey giveaway, in addition to helping to buy toys during the holidays for children who are part of "Big Mama's Team of Life" . . . Also has made hospital visits . . . Growing up, the San Francisco 49ers was his favorite sports team and Shaquille O'Neal was his favorite athlete . . . Lists "The Rock" as favorite movie, "The Jamie Foxx Show" as favorite television show and "The Art of War" as favorite book . . . Son of Eva Ashworth . . . Is a cousin of former Texas Tech running back James Hadnot, a third-round draft choice of Kansas City in 1980 who played with the Chiefs through 1983 . . . Full name is Jonathan Rex Hadnot, Jr., born January 28, 1982, in Lufkin, Texas.

REX HADNOT'S NFL REGULAR SEASON STATISTICS

GAMES/STARTS: 2004: 15/7, 2005: 16/16

NFL TOTALS: 31/23

ADDITIONAL STATS

Miscellaneous Tackles: 1 in 2004, 1 in 2005 for total of 2

Joey Harrington

3 Quarterback

Height/Weight 6-4, 220
 Born 10/21/78
 College Oregon '02
 Acquired T, 2006 (Det.)
 Signed Through 2008
 NFL Fifth Season
 Dolphins First Season



PRO CAREER

CAREER TRANSACTIONS: Was traded to Miami from Detroit on May 12, 2006 in exchange for an undisclosed conditional draft choice . . . Originally was a first-round draft choice (3rd overall, 2nd quarterback) of the Lions in 2002.

2005 — Appeared in 12 games, including 11 starts . . . Lions were 4-7 in games he opened . . . On the year, completed 188 of 330 passes for 2,021 yards with 12 touchdowns and 12 interceptions . . . Dressed but did not play in four contests . . . With a completion percentage of 57.0, it marked the third straight year in which he improved in this category from the previous season . . . Completed at least half of his passes in all but two starts . . . Tossed a career-long 86-yard completion to Marcus Pollard vs. Carolina (10/16) . . . Threw for a season-high 263 yards at Minnesota (11/6) when he also completed a season-best 28 passes, among a season-high 48 attempts . . . The following week vs. Arizona (11/13), hit on 21 of 31 for a season-best 68.8 percent completion mark with three TDs and no INTs in the Lions' 29-

FINS FACT

Joey grew up around a close-knit family in Portland, Oregon, having 16 cousins who got together on many occasions, especially the holidays. He remembers his grandparents, Bernie and Madeline Harrington, sitting at the head of the table at those gatherings. They are the ones who helped guide Joey and were the inspiration behind the formation of the Harrington Family Foundation soon after he got drafted by Detroit in 2002. "They taught us that to do well in life you had to do good things for other people," Joey says. "There were a lot of people who helped me to get where I am, and it was a chance for me to give back to the community." The Foundation is a tribute to Joey's grandfather, who passed away the day he worked out at the NFL Scouting Combine in 2002.

21 victory . . . All three scoring passes went to Roy Williams . . . Passer rating that day of 121.8 was his highest of the season and second-best of his career, with a minimum of 10 attempts . . . Played the fourth quarter only vs. Cincinnati (12/18) and went on to complete six of seven passes for 77 yards, including a 35-yard scoring strike to Charles Rogers . . . In 13-12 victory over New Orleans in San Antonio on Christmas Eve, completed 17 of 30 for 210 yards with no TDs and one INT . . . With Detroit trailing by two points at two different junctures of the fourth quarter (7-9, 10-12), connected on five of ten passes for 123 yards on the Lions' only two possessions of the final frame, both of which resulted in Jason Hanson field goals, including a 39-yarder as time expired, providing Detroit with the margin of victory . . . In final game as a Lion, at Pittsburgh (1/1/06), was 17 of 33 for 212 yards with three TDs and no INTs . . . Final scoring pass was good for 15 yards to Roy Williams in the third quarter, bringing the Lions to within seven points of the lead at 28-21, although the Steelers went on for a 35-21 victory . . . Also in that game, connected with Shawn Bryson for a 63-yard completion, his ninth career completion of 50 yards or longer . . .

FOURTH-QUARTER COMEBACKS: In his career, Harrington has led six fourth-quarter comeback victories . . . The most recent occurrence came on December 24, 2005 in San Antonio against the Saints . . . In the final period of that game, he was five of ten for 123 yards as both Lion drives resulted in field goals as Detroit overcame a pair of two-point deficits (7-9, 10-12) to record a 13-12 victory:

JOEY HARRINGTON'S FOURTH QUARTER COMEBACK VICTORIES

DATE	OPPONENT	TRAILED	FINAL SCORE	4TH QUARTER STATS
11/3/02	vs. Dallas	6-7	9-7	4-8, 39 yards
10/13/02*	vs. Chicago	17-20	23-20	8-15, 93 yards
11/9/03	vs. Chicago	9-10	12-9	8-11, 67 yards
11/27/03	vs. Green Bay	13-14	22-14	2-5, 12 yards, 1 INT
9/12/04	at Chicago	13-14	20-16	5-6, 52 yards, 1 TD
12/24/05	at New Orleans	7-9, 10-12	13-12	5-10, 123 yards

* - Indicates overtime

2004 - Opened all 16 contests for the second year in a row . . . Connected on 274 for 489 passes (56.0%) for 3,047 yards with 19 touchdowns and 12 interceptions . . . Touchdown to Interception ratio of plus-7 was the best by a Lions quarterback since 1995 when Scott Mitchell was plus-20 (32 TDs, 12 INTs) . . . Became just the third quarterback in Lions history to throw for 3,000 yards in a season, joining Gary Danielson (2) and Scott Mitchell (2) . . . It currently ranks as the fifth-highest yardage total in franchise history . . . Completed at least half of his passes in 14 of 16 games . . . Posted a career-high two 300-yard passing games on the year . . . Guided the Lions to wins at Chicago (9/12) and vs. Houston (9/19), the first time since 2000 that the team won their first two games of the season . . . In the Bears game, the Lions trailed, 14-13, entering the fourth quarter before Harrington hit Az-Zahir Hakim for a four-yard TD pass 5:06 into the quarter to give the Lions a 20-14 lead as they held on for a 20-16 victory . . . The scoring pass capped a drive in which Harrington completed all four of his pass attempts, totaling 46 yards . . . The following week in 28-16 decision over Texans, threw for a season-high three touchdowns, as he hit on 18 of 25 (72.0%) for 176 yards with one INT . . . Turned in one of the most efficient performances of his career in 28-13 win at N.Y. Giants (10/24) when he was 18 of 22 (81.8%) for 230 yards with two TDs, no INTs and a passer rating of 140.5 . . . Both his completion percentage and passer rating figures are the best of his career with a minimum of ten attempts . . . One of his two TD passes in the game occurred in the fourth quarter as he led the Lions on a pair of touchdown drives in the final period . . . At one point of the game, completed eight straight passes, a streak which started with his last attempt of the second quarter and extended into the fourth, marking the second-longest such streak of his career . . . Amassed a career-high 361 yards passing vs. Minnesota (12/19), the second 300-yard passing game of his career and the first since his rookie season . . . Included in his total that day was a season-long 62-yard pass when he had a 37-yard completion to Az-Zahir Hakim who then lateraled to Shawn Bryson, who went another 25 yards . . . Had two touchdown passes in the game, both in the fourth quarter, as the Lions scored 14 of the game's final 21 points, although they fell just shy of the victory, 28-27 . . . Reached the 300-yard passing plateau for the second time in three weeks when he was 33 of 49 for 346 yards with two TDs and an INT in finale at Tennessee (1/2/05).

2003 - Started all 16 games in his second NFL season . . . Completed 309 of 554 passes for 2,880 yards with 17 touchdowns and 22 interceptions . . . In opener vs. Arizona (9/7), helped the Lions to their first opening-day win in three years with a 42-24 decision over the Cardinals,

as he tossed a career-high four touchdown passes ... Two of the four went to Charles Rogers ... Overall that day, hit on 17 of 30 passes for 195 yards with four TDs, no INTs and a season-best passer rating of 116.0 ... For his efforts that day, was named NFC Offensive Player of the Week ... Compiled a career-high 55 attempts (26 completions) the following week at Green Bay (9/14) ... Also in that Packers game, caught the only pass of his career when one of his attempts was batted back, he snared it and turned it into an eight-yard gain ... Led Detroit to consecutive wins for the first time since the 2000 season when they triumphed over Oakland (11/2) and Chicago (11/9) ... In the Bears game, the Lions trailed 10-9 late in the fourth quarter before Harrington led a seven-play, 35-yard drive in which he completed all but one of his six pass attempts, totaling 35 yards, which was capped by a Jason Hanson 48-yard field goal with 39 seconds to play, giving the Lions a 12-10 victory ... Connected on 26 of 48 for a season-high 285 yards, including a season-long 72-yard touchdown pass to Scotty Anderson at Seattle (11/16) ... The scoring pass marked the longest completion of his career to that point, now second ... On Thanksgiving Day, against eventual NFC North champion Green Bay (11/27), guided Detroit back from a fourth-quarter deficit once again ... With the Lions trailing the Packers, 14-13 entering the fourth quarter, led three scoring drives in the final period, all of which ended in field goals, including a 32-yarder by Hanson with 3:34 to play, lifting Detroit to the victory ... In finale vs. NFC West champion St. Louis (12/28), was 26 of 36 for 238 yards with three TDs and one INT in the Lions' 30-20 victory, as they thwarted St. Louis' chance for home-field advantage throughout the playoffs ... Completion percentage of 72.2 percent in that game is the second-best mark of his career, with a minimum of ten attempts ... Hit on 11 straight passes between the first and second quarters, the longest such streak of his career ... Also posted a passer rating of 106.0.

2002 – As a rookie, started 12 of the 14 games in which he appeared ... Completed 215 of 429 passes for 2,294 yards with 12 touchdowns and 16 interceptions ... Lions were 3-9 in games he opened ... Established club rookie single-season standards for passing yards, passing touchdowns, completions and attempts ... First NFL regular season action came in opener at Miami (9/8) when he played the fourth quarter and completed four of 11 passes for 41 yards ... First start of NFL career occurred two weeks later vs. Green Bay (9/22) as he hit on 15 of 35 for 182 yards with two TDs and four INTs ... First NFL touchdown pass came on a 39-yard strike to Lamont Warren in the second quarter ... Posted first NFL win as a starter the following week in a 26-21 decision vs. New Orleans (9/29) ... Connected on 20 of 35 for 267 yards with one TD and no INTs ... Lone scoring pass was a 28-yard toss to Bill Schroeder as he posted a passer rating of 91.0, the first of two straight weeks in which he surpassed the 90.0 mark ... Notched initial 300-yard passing game of his career the week afterwards at Minnesota (10/13) when he was 25 of 41 for 309 yards with two TDs, an INT and a passer rating of 90.4 ... In the process, he became the first rookie in Lions history to throw for 300 yards ... Guided the Lions to a fourth-quarter comeback win vs. Chicago (10/20) ... Completed eight of 15 for 93 yards in the final period to pull the Lions even at 20-20 before Detroit went on for a 23-20 overtime victory over the Bears ... Was four of eight for 39 yards in the fourth quarter vs. Dallas (11/3) when he led a scoring drive that culminated with a Jason Hanson 43-yard field goal with 48 seconds to play, giving the Lions a 9-7 victory over the Cowboys ... Turned in first back-to-back two-plus TD games with two apiece in contests at Green Bay (11/10) and vs. N.Y. Jets (11/17) ... In the Packers game, had a season-long 64-yard TD pass to Az-Zahir Hakim ... Was inactive for each of the final two regular season games after leaving game vs. Tampa Bay (12/15) early with an irregular heartbeat.

COLLEGE

Was a four-year letterman (1998-2001) at Oregon ... Played in 33 career games, including 28 starts ... Led the Ducks to a record of 25-3 in his 28 career starts, all of which came over his final three seasons, including 12 apiece in his final two years ... Included in that total was a 3-0 record in bowl games ... In his career, completed 512 of 928 for 6,911 yards with 59 touchdowns and 23 interceptions ... Also rushed for 210 yards and 18 touchdowns on 145 attempts ... Amassed 7,121 yards of total offense in his career, third all-time in school history ... Was a finalist for the Heisman Trophy as well as the Davey O'Brien and Johnny Unitas Golden Arm awards as a senior when he connected on 214 of 364 for 2,764 yards with 27 TDs and just six INTs ... Was a first-team All-Pac-10 Conference selection ... Was a second-team all-conference pick and a semi-finalist for the O'Brien award as a junior when he was 214 of 405 for 2,967 yards with 22 TDs and 14 INTs ... Was an Academic All-Pac-10 pick each of his final two years ... Redshirted as a true freshman in 1997 ... Majored in business administration.

PERSONAL

Single . . . Attended Central Catholic High School in Portland, Ore., where he was a first-team all-state quarterback and a second-team selection as a punter his senior year . . . Was an honorable mention All-America pick by USA Today . . . Started the final 26 games of his prep career, during which time he threw for more than 4,200 yards and 50 touchdowns . . . Following the 2002 season, the Harrington Family Foundation (www.joeyharrington3.com) was established with the focus to promote the education, safety and welfare of children . . . Soon after the Foundation's formation, one of the first beneficiaries was the Shriners Hospital for Children in Portland . . . During his tenure in Detroit, was extremely active in local philanthropy . . . He worked with various charities including Special Olympics, Feed the Children, Gleaners Food Bank, Catholic Youth Charities and the Children's Hospital of Michigan, among others . . . Has held a benefit concert in Portland the last three years, which has featured such recording artists as Blues Traveler, Jason Mraz, Third Eye Blind and Donavon Frankenreiter . . . Kicked off the Joey Harrington Challenge for Kids in 2004 . . . Harrington, along with his Challenge team made up of local Boys and Girls Club supporters, pledged to donate to the Clubs for every touchdown pass during the '04 season . . . The Challenge raised more than \$75,000 for the Boys & Girls Club in Portland . . . For his efforts, was selected as the Lions' Robert Porcher Man of the Year Award winner, which recognizes off-the-field community service . . . His junior high school teacher, Walter Shepard, was named the NFL Teacher of the Month for November of 2003 after Harrington nominated him . . . Is a second cousin of PGA golfer Padraig Harrington . . . Younger brother, Michael, played four years as a quarterback at the University of Idaho (2002-05) . . . Full name is John Joseph Harrington, born October 21, 1978 in Portland.

JOEY HARRINGTON'S NFL REGULAR SEASON PASSING STATISTICS

YEAR	TEAM	GP	GS	ATT.	CMP.	PCT.	YDS	YDS ATT.	TD	INT.	LG	SK	YDS LST	RATE
2002	Detroit	14	12	429	215	50.1	2294	5.3	12	16	64t	8	75	59.6
2003	Detroit	16	16	554	309	55.8	2880	5.2	17	22	72t	9	55	63.9
2004	Detroit	16	16	489	274	56.0	3047	6.2	19	12	62	36	196	77.5
2005	Detroit	12	11	330	188	57.0	2021	6.1	12	12	86	24	136	72.0
NFL TOTALS		58	55	1802	986	54.7	10242	5.7	60	62	86	77	462	68.1

Career Record As A Starter: 18-37 (.327); 3-9 (.250) in 2002, 5-11 (.313) in 2003, 6-10 (.375) in 2004, 4-7 (.364) in 2005

JOEY HARRINGTON'S NFL REGULAR SEASON RUSHING STATISTICS

YEAR	NO.	YDS.	AVG.	LG	TD
2002	7	4	0.6	6	0
2003	30	86	2.9	26	0
2004	48	175	3.6	17	0
2005	24	80	3.3	15	0
NFL TOTALS		109	345	3.2	26

ADDITIONAL STATS

Receptions: 1 for 8 yards in 2003

Fumbles-Lost: 1-1 in 2002, 3-0 in 2003, 4-2 in 2004, 7-5 in 2005 for total of 15-8

SINGLE-GAME HIGHS

Pass Attempts:	55	at Green Bay, 9/14/03
	52	vs. Washington, 11/7/04
	49	at Tennessee, 1/2/05
	48	at Seattle, 11/16/03
Pass Completions:	48	at Minnesota, 11/6/05
	33	at Tennessee, 1/2/05
	28	at Minnesota, 11/6/05
	26	four times (last: vs. Washington, 11/7/04)
Yards Passing:	361	vs. Minnesota, 12/19/04
	346	at Tennessee, 1/2/05
	309	at Minnesota, 10/13/02

	285	at Seattle, 11/16/03
	269	vs. Washington, 11/7/04
TD Passes:	4	vs. Arizona, 9/7/03
	3	four times (last: at Pittsburgh, 1/1/06)
Interceptions:	5	at Chicago, 9/18/05
	4	vs. Green Bay, 9/22/02
	4	at Minnesota, 11/23/03
Completion Percentage:	81.8	at N.Y. Giants, 10/24/04 (18 of 22)
(minimum 10 atts.)	72.2	vs. St. Louis, 12/28/03 (26 of 36)
	72.0	vs. Houston, 9/19/04 (18 of 25)
	68.8	vs. Arizona, 11/13/05 (21 of 31)
	68.0	at Dallas, 11/20/05 (17 of 25)
Passer Rating:	140.5	vs. N.Y. Giants, 10/24/04
(minimum 10 atts.)	121.8	vs. Arizona, 11/13/05
	116.0	vs. Arizona, 9/7/03
	114.3	vs. Houston, 9/19/04
	106.0	vs. St. Louis, 12/28/04
Long Passes:	86	vs. Carolina, 10/16/05 (Marcus Pollard)
	72t	at Seattle, 11/16/03 (Scotty Anderson)
	64t	at Green Bay, 11/10/02 (Az-Zahir Hakim)
	63	at Pittsburgh, 1/1/06 (Shawn Bryson)
	62	vs. Minnesota, 12/19/04 (Az-Zahir Hakim, 37; Shawn Bryson, 25)

2002 GAME-BY-GAME STATISTICS (Detroit)

DATE	OPPONENT	P/S	PASSING								RUSHING				W/L	SCORE	
			ATT	CMP	YDS	PCT	TD	INT	LG	TKLD	ATT	YDS	LG	TD			
9/8	at Miami	P	11	4	41	36.4	0	0	16	0/0	0	0	-	0	L	21-49	
9/15	at Carolina	P	7	3	11	42.9	0	1	7	0/0	0	0	-	0	L	7-31	
9/22	GREEN BAY	S	35	15	182	42.9	2	4	52t	1/6	0	0	-	0	L	31-37	
9/29	NEW ORLEANS	S	35	20	267	57.1	1	0	52	0/0	2	-3	-1	0	W	26-21	
10/13	at Minnesota	S	41	25	309	61.0	2	1	41t	1/8	1	0	0	0	L	24-31	
10/20	CHICAGO	S	29	16	199	55.2	0	0	36	2/29	2	7	6	0	W	23-20	
10/27	at Buffalo	S	42	20	199	47.6	1	1	24	0/0	0	0	-	0	L	17-24	
11/3	DALLAS	S	33	14	104	42.4	0	2	13	1/8	0	0	-	0	W	9-7	
11/10	at Green Bay	S	44	20	236	45.5	2	2	64t	0/0	1	0	0	0	L	14-40	
11/17	NY JETS	S	30	15	171	50.0	2	1	43	0/0	0	0	-	0	L	14-31	
11/24	at Chicago	S	40	21	213	52.5	1	1	34	2/14	1	0	0	0	L	17-20	
11/28	NEW ENGLAND	S	44	22	210	50.0	0	3	27	0/0	0	0	-	0	L	12-10	
12/8	at Arizona	S	37	20	152	54.4	1	0	28	0/0	0	0	-	0	L	20-23	
12/15	TAMPA BAY	S	1	0	0	0.0	0	0	0	1/10	0	0	-	0	L	15-36	
12/22	at Atlanta		INJURED RESERVE													L	15-36
12/29	MINNESOTA		INJURED RESERVE													L	36-38
2002 TOTALS			14-12	429	215	2294	50.1	12	16	64t	8/75	7	4	6	0	3-13	

2003 GAME-BY-GAME STATISTICS (Detroit)

			PASSING								RUSHING					
DATE	OPPONENT	P/S	ATT	CMP	YDS	PCT	TD	INT	LG	TKLD	ATT	YDS	LG	TD	W/L	SCORE
9/7	ARIZONA	S	30	17	195	56.7	4	0	27	0/0	1	-1	-1	0	W	42-24
9/14	at Green Bay	S	55	26	241	47.2	0	3	34	1/4	0	0	-	0	L	6-31
9/21	MINNESOTA	S	42	24	235	57.1	0	3	34	1/1	3	19	15	0	L	13-23
9/28	at Denver	S	33	15	149	45.5	2	0	43t	1/8	3	10	5	0	L	16-20
10/5	at San Francisco	S	35	19	200	54.3	1	2	37	0/0	0	0	-	0	L	17-24
10/19	DALLAS	S	13	5	30	38.5	0	2	8	1/7	0	0	-	0	L	7-38
10/26	at Chicago	S	40	23	180	57.5	1	2	19	0/0	1	-6	-6	0	L	16-24
11/2	OAKLAND	S	21	13	117	61.9	1	1	33	0/0	4	7	9	0	W	23-13
11/9	CHICAGO	S	38	24	238	63.2	0	0	27	1/7	2	-2	-1	0	W	12-10
11/16	at Seattle	S	48	26	285	54.2	2	2	72t	1/9	3	3	7	0	L	14-35
11/23	at Minnesota	S	41	21	167	51.2	1	4	23	0/0	2	34	26	0	L	14-24
11/27	GREEN BAY	S	32	21	183	65.6	0	1	38	2/11	6	2	6	0	W	22-14
12/7	SAN DIEGO	S	46	26	208	56.5	1	0	25	0/0	3	20	11	0	L	7-14
12/14	at Kansas City	S	36	20	197	55.6	1	1	28	0/0	0	0	-	0	L	17-45
12/21	at Carolina	S	8	3	17	37.5	0	0	9	0/0	0	0	-	0	L	14-20
12/28	ST. LOUIS	S	36	26	238	72.2	3	1	22	1/8	2	0	1	0	W	30-20
2003 TOTALS		16-16	554	309	2880	55.8	17	22	72t	9/55	30	86	26	0	5-11	

2004 GAME-BY-GAME STATISTICS (Detroit)

DATE	OPPONENT	P/S	PASSING								RUSHING				W/L	SCORE
			ATT	CMP	YDS	PCT	TD	INT	LG	TKLD	ATT	YDS	LG	TD		
9/12	at Chicago	S	26	14	187	53.9	1	1	34	2/2	3	6	6	0	W	20-16
9/19	HOUSTON	S	25	18	176	72.0	3	1	31t	2/4	4	17	6	0	W	28-16
9/26	PHILADELPHIA	S	38	21	199	55.3	2	0	29t	5/20	3	10	5	0	L	13-30
10/10	at Atlanta	S	24	16	146	66.7	1	0	39t	3/20	5	2	3	0	W	17-10
10/17	GREEN BAY	S	23	12	101	52.2	1	1	28t	1/9	4	12	9	0	L	10-38
10/24	at NY Giants	S	22	18	230	81.8	2	0	37	3/20	2	-2	-1	0	W	28-13
10/31	at Dallas	S	32	19	255	59.4	2	1	50t	1/10	1	-1	-1	0	L	21-31
11/7	WASHINGTON	S	52	26	269	50.0	1	1	37	2/11	2	14	8	0	L	10-17
11/14	at Jacksonville	S	33	11	121	33.3	0	1	46	2/12	0	0	-	0	L	17-23
11/21	at Minnesota	S	19	12	91	63.2	1	1	21	3/24	4	17	9	0	L	19-22
11/25	INDIANAPOLIS	S	23	14	156	60.9	0	0	37	2/3	0	0	-	0	L	9-41
12/5	ARIZONA	S	27	15	196	55.6	1	1	45	2/13	6	19	8	0	W	26-12
12/12	at Green Bay	S	22	5	47	22.7	0	0	18	2/12	4	29	17	0	L	13-16
12/19	MINNESOTA	S	44	25	361	58.8	2	2	62	2/11	3	13	7	0	L	27-28
12/26	CHICAGO	S	30	15	166	50.0	0	1	28	2/10	5	26	11	0	W	19-13
1/2/05	at Tennessee	S	49	33	346	67.3	2	1	29	2/15	2	13	7	0	L	19-24
2004 TOTALS			16-16	489	274	3047	56.0	19	12	62	36/196	48	175	17	0	6-10

2005 GAME-BY-GAME STATISTICS (Detroit)

DATE	OPPONENT	P/S	PASSING								RUSHING				W/L	SCORE
			ATT	CMP	YDS	PCT	TD	INT	LG	TKLD	ATT	YDS	LG	TD		
9/11	GREEN BAY	S	28	15	167	53.6	2	0	31	2/15	3	14	15	0	W	17-3
9/18	at Chicago	S	37	19	196	51.4	1	5	51t	3/11	2	-6	-1	0	L	6-38
10/2	at Tampa Bay	S	27	15	137	55.6	0	0	34	2/2	4	12	5	0	L	13-17
10/9	BALTIMORE	S	23	10	97	43.5	1	2	18	1/0	1	2	2	0	W	35-17
10/16	CAROLINA	S	28	17	201	60.7	0	1	86	6/44	3	12	8	0	L	20-21
10/23	at Cleveland	DID NOT PLAY													W	13-10
10/30	CHICAGO	DID NOT PLAY													L	13-19
11/6	at Minnesota	S	48	28	263	58.3	1	2	40	4/32	4	17	6	0	L	14-27
11/13	ARIZONA	S	31	21	231	67.7	3	0	33	1/5	4	13	7	0	W	29-21
11/20	at Dallas	S	25	17	169	68.0	0	0	30	1/0	1	5	5	0	L	7-20
11/24	ATLANTA	S	13	6	61	46.2	0	1	19	2/16	0	0	-	0	L	7-27
12/4	MINNESOTA	DID NOT PLAY													L	16-21
12/11	at Green Bay	DID NOT PLAY													L	13-16
12/18	CINCINNATI	P	7	6	77	85.7	1	0	35t	0/0	0	0	-	0	L	17-41
12/24	at New Orleans	S	30	17	210	56.7	0	1	49	1/2	0	0	-	0	W	13-12
1/1/06	at Pittsburgh	S	33	17	212	51.5	3	0	63	1/9	2	11	8	0	L	21-35
2005 TOTALS			12-11	330	188	2021	57.0	12	12	86	24/136	24	80	15	0	5-11

JOEY HARRINGTON'S PASSING BREAKDOWN

2005										CAREER							
	G	ATT	CMP	YDS	PCT	TD	INT	LG		G	ATT	CMP	YDS	PCT	TD	INT	LG
Buffalo	-	-	-	-	-	-	-	-	1	42	20	199	47.6	1	1	24	
Miami	-	-	-	-	-	-	-	-	1	11	4	41	36.4	0	0	16	
New England	-	-	-	-	-	-	-	-	1	44	22	210	50.0	0	3	27	
N.Y. Jets	-	-	-	-	-	-	-	-	1	30	15	171	50.0	2	1	43	
AFC East	-	-	-	-	-	-	-	-	4	127	61	621	48.0	3	5	43	
Baltimore	1	23	10	97	43.5	1	2	18	1	23	10	97	43.5	1	2	18	
Cincinnati	1	7	6	77	85.7	1	0	35	1	7	6	77	85.7	1	0	35	
Cleveland	-	-	-	-	-	-	-	-	-	-	-	-	-	-	-	-	
Pittsburgh	1	33	17	212	51.5	3	0	63	1	33	17	212	51.5	3	0	63	
AFC North	3	63	33	386	52.4	5	2	63	3	63	33	386	52.4	5	2	63	
Houston	-	-	-	-	-	-	-	-	1	25	18	176	72.0	3	1	31	
Indianapolis	-	-	-	-	-	-	-	-	1	23	14	156	60.9	0	0	37	
Jacksonville	-	-	-	-	-	-	-	-	1	33	11	121	33.3	0	1	46	
Tennessee	-	-	-	-	-	-	-	-	1	49	33	346	67.3	2	1	29	
AFC South	-	-	-	-	-	-	-	-	4	130	76	799	58.5	5	3	46	
Denver	-	-	-	-	-	-	-	-	1	33	15	149	45.5	2	0	43	
Kansas City	-	-	-	-	-	-	-	-	1	36	20	197	55.6	1	1	28	
Oakland	-	-	-	-	-	-	-	-	1	21	13	117	61.9	1	1	33	
San Diego	-	-	-	-	-	-	-	-	1	46	26	208	56.5	1	0	25	
AFC West	-	-	-	-	-	-	-	-	4	136	74	671	54.4	5	2	43	
AFC Total	3	63	33	386	52.4	5	2	63	15	456	244	2477	53.5	18	12	63	

JOEY HARRINGTON'S PASSING BREAKDOWN

	2005								CAREER							
	G	ATT	CMP	YDS	PCT	TD	INT	LG	G	ATT	CMP	YDS	PCT	TD	INT	LG
Dallas	1	25	17	169	68.0	0	0	30	4	103	55	558	53.4	2	5	50
N.Y. Giants	-	-	-	-	-	-	-	-	1	22	18	230	81.8	2	0	37
Philadelphia	-	-	-	-	-	-	-	-	1	38	21	199	55.3	2	0	29
Washington	-	-	-	-	-	-	-	-	1	52	26	269	50.0	1	1	37
NFC East	1	25	17	169	68.0	0	0	30	7	215	120	1256	55.8	7	6	50
Chicago	1	37	19	196	51.4	1	5	51	7	240	132	1379	55.0	4	10	51
Detroit	-	-	-	-	-	-	-	-	-	-	-	-	-	-	-	-
Green Bay	1	28	15	167	53.6	2	0	31	7	239	114	1157	47.7	7	11	64
Minnesota	1	48	28	263	58.3	1	2	40	6	235	135	1426	57.4	7	13	62
NFC North	3	113	62	626	54.9	4	7	51	20	714	381	3962	53.4	18	34	64
Atlanta	1	13	6	61	46.2	0	1	19	2	37	22	207	59.5	1	1	39
Carolina	1	28	17	201	60.7	0	1	86	3	43	23	229	53.5	0	2	86
New Orleans	1	30	17	210	56.7	0	1	49	2	65	37	477	56.9	1	1	52
Tampa Bay	1	27	15	137	55.6	0	0	34	2	28	15	137	53.6	0	0	34
NFC South	4	98	55	609	56.1	0	3	86	9	173	97	1050	56.1	2	4	86
Arizona	1	31	21	231	67.7	3	0	33	4	125	73	774	58.4	9	1	45
St. Louis	-	-	-	-	-	-	-	-	1	36	26	238	72.2	3	1	22
San Francisco	-	-	-	-	-	-	-	-	1	35	19	200	54.3	1	2	37
Seattle	-	-	-	-	-	-	-	-	1	48	26	285	54.2	2	2	72
NFC West	1	31	21	231	67.7	3	0	33	7	244	144	1497	59.0	15	6	72
NFC Total	9	267	155	1635	58.1	7	10	86	43	1346	742	7765	55.1	42	50	86
Home	6	130	75	834	57.7	7	4	86	29	857	479	5035	55.9	31	29	86
Road	6	200	113	1187	56.5	5	8	63	29	945	507	5207	53.7	29	33	72
1st Down	12	104	55	599	52.9	5	4	51	58	655	374	3876	57.1	23	18	72
2nd Down	12	114	64	630	56.1	3	5	86	58	539	299	2954	55.5	12	19	86
3rd Down	12	104	64	734	61.5	4	2	63	58	563	294	3164	52.2	21	21	63
4th Down	12	8	5	58	62.5	0	1	40	58	45	19	248	42.2	4	4	40
1st Half	12	168	94	1042	56.0	6	8	63	58	885	499	5241	56.4	31	30	72
2nd Half/OT	12	162	94	979	58.0	6	4	86	58	917	487	5001	53.1	29	32	86
Grass	3	97	51	545	52.6	4	5	63	17	533	267	2670	50.1	15	19	64
Turf	9	233	137	1476	58.8	8	7	86	41	1269	719	7572	56.7	45	43	86
Aug./Sept.	2	65	34	363	55.6	3	5	51	13	402	211	2246	52.5	18	18	52
October	3	78	42	435	53.8	1	3	86	13	379	215	2284	56.7	12	13	86
November	4	117	72	724	61.5	4	3	40	18	615	332	3285	54.0	15	23	72
December/Jan.	3	70	40	499	57.1	4	1	63	14	406	228	2427	56.2	15	8	63
Games 1-8	6	191	104	1061	54.5	5	10	86	30	935	507	5283	54.2	33	37	86
Games 9-16	6	139	84	960	60.4	7	2	63	28	867	479	4959	55.2	27	25	72
Wins	4	112	63	705	56.3	6	3	49	18	520	310	3347	59.6	23	12	52
Losses	8	218	125	1316	57.3	6	9	86	40	1282	676	6895	52.7	37	50	86

DOLPHINS ON THE INTERNET

All the information you need to read and hear about the Miami Dolphins in 2006 can be obtained on the Dolphins web site, located at <http://www.miamidolphins.com>.

Miami's official home page contains useful information that is updated on a daily basis throughout the year. Releases, rosters, statistics, depth charts and updated biographies are just a few of the things that are featured. In addition, the site is updated daily with video and sound bites from Head Coach Nick Saban and Dolphin players. The quality of sound will enable not only fans to hear what the Dolphins are saying, but also can be used by the media. Pre-game and post-game analysis begins in preseason, and on gamedays, the site contains an analysis of the action on the field as it is happening, as well as photos throughout the course of the contest. Fans can submit questions and comments about the team daily. In addition, Q&A sessions with Dolphins players, coaches and front office staff are regularly conducted on the site.

Other information on the Dolphins, in addition to the latest on the National Football League and the other 31 teams, can be accessed through the NFL's home page on <http://www.nfl.com>.



Keith Heinrich

89 Tight End

Height/Weight 6-5, 250
Born 3/19/79
College Sam Houston State '02
Acquired UFA, 2006 (Cleve.)
Signed Through 2006
NFL Fifth Season
Dolphins First Season



PRO CAREER

CAREER TRANSACTIONS: Signed a one-year contract as an unrestricted free agent from Cleveland on May 12, 2006 . . . Originally was a sixth-round draft choice (174th overall) of Carolina in 2002 . . . Was waived by the Panthers on August 27, 2003 and claimed by Cleveland . . . Was waived by the Browns on August 31, 2003 and then signed to the team's practice squad on September 1, 2003 before being activated to the 53-man roster on November 13, 2003.

2005 – Spent the entire season on the Browns' injured reserve list with a knee injury.

2004 – Played in seven games with Cleveland, all in a reserve role, after spending the first nine weeks of the season on the team's Reserve/Physically Unable to Perform list with a right ankle injury . . . Caught one pass for one yard.

2003 – Appeared in seven games, including three starts with the Browns after being activated off the team's practice squad on November 13 . . . Hauled in eight passes for 64 yards and two touchdowns . . . In his Browns debut, vs. Arizona (11/16), totaled career-high figures of five receptions for 45 yards, including a long of 17 . . . First career NFL touchdown came in Monday night game against St. Louis (12/8) when he grabbed a two-yard pass from Kelly Holcomb . . . Accounted for his second touchdown in as many games the week afterwards when he took in a one-yard pass from Tim Couch at Denver (12/14) . . . Initial start of NFL career occurred vs. Baltimore (12/21).

2002 – Appeared in the first four games with Carolina in his rookie season, primarily on special teams . . . Was placed on injured reserve on October 17 with a left foot injury.

FINS FACT

An outstanding athlete, Keith initially went to Sam Houston State to play football, basketball and baseball. "I like to compete," he says. But after completing football and basketball in his freshman season, the prospect of participating on both the basketball squad and in spring football was just too much. "I was tired and needed a break." He went on to help Sam Houston to Southland Conference championships in both football and basketball.

COLLEGE

Was a four-year letterman at Sam Houston (1998-2001), who started his final two seasons . . . In his career, accumulated 89 receptions for 1,050 yards and nine touchdowns . . . His yardage total stands as a school record among tight ends . . . Was a first-team Division I-AA All-America selection as a senior when he caught 45 passes for 595 yards and seven touchdowns and helped the team to the I-AA quarterfinals . . . Majored in kiniseology.

PERSONAL

Married (Sarah) . . . Was an all-district basketball and baseball player at Tomball (Texas) High School . . . Did not play football until his senior year when he threw for 1,492 yards as a quarterback . . . Also played basketball for four years at Sam Houston and helped the team to the conference title in 2000 . . . Full name is Keith Charles Heinrich, born March 19, 1979 in Houston, Texas.

KEITH HEINRICH'S NFL REGULAR SEASON STATISTICS

YEAR	TEAM	GP	GS	RECEIVING					RUSHING				
				NO.	YDS.	AVG.	LG	TD	ATT.	YDS.	AVG.	LG	TD
2002	Carolina	4	0	0	0	0.0	-	0	0	0	-	0	0
2003	Cleveland	7	3	8	64	8.0	17	2	0	0	-	0	0
2004	Cleveland	7	0	1	1	1.0	1	0	0	0	-	0	0
2005	Cleveland			INJURED RESERVE									
NFL TOTALS		18	3	9	65	7.2	17	2	0	0	-	0	0

ADDITIONAL STATS

Kickoff Returns: 1 for 3 yards in 2002

Renaldo Hill

24 Safety

Height/Weight5-11, 190
 Born11/12/78
 CollegeMichigan State '02
 AcquiredUFA (Oak.), 2006
 Signed Through2008
 NFLSixth Season
 DolphinsFirst Season



PRO CAREER

CAREER TRANSACTIONS: Signed a three-year contract with the Dolphins as an unrestricted free agent from Oakland on March 17, 2006. . . Originally drafted by Arizona in the seventh round (202nd overall) in 2001 . . . Signed with the Raiders as an unrestricted free agent on April 11, 2005.

2005 – Played in all 16 games for the Raiders . . . Opened three games at free safety and ten contests as the nickel cornerback . . . Recorded 86 tackles, an interception and five passes defended . . . Also tallied three special teams stops . . . Had a season-high ten tackles on two occasions; vs. Denver (11/13) and vs. Miami (11/27) . . . Lone interception of the year came vs. Cleveland (12/18) when he snared a Charlie Frye pass.

FINS FACT

In 2003, Renaldo started the "Top of the Hill Foundation" in Arizona, which is designed to help kids ages 11-17 who are orphans. He plans to continue that work here in South Florida. Not only does Renaldo think that this is a transitional age period, but he also feels blessed that he was fortunate enough to grow up having both parents. "Growing up, I was lucky enough to have both parents at home," Renaldo says. "There were a lot of kids in my neighborhood who didn't and wish they did, and fell into a trap. If I can lend a hand or give a kind word to someone without parents, that might just be the turning point that they need."

2004 – Played in 13 games with ten starts at cornerback, was inactive for three contests with the Cardinals . . . Collected 46 tackles, an interception, nine passes defended, a sack and a forced fumble . . . Lone interception of the year occurred vs. Seattle (10/24) when he picked off a Matt Hasselbeck pass in the Cardinals' 25-17 victory . . . Had a team- and season-high 12 tackles at Miami (11/7), a figure which tied a career best . . . Batted down three passes at Carolina (11/21) . . . Had six tackles and a forced fumble the following week vs. N.Y. Jets (11/28) . . . Registered a sack of Chris Chandler vs. St. Louis (12/19) . . . Was inactive for the final two games of the year with a back injury.

2003 – Started all 14 games in which he played at cornerback . . . Posted 67 tackles, five interceptions for 119 yards in returns including a touchdown, seven passes defended, two sacks and a forced fumble . . . Interception total ranked second on the squad . . . Registered seven tackles, including a sack at St. Louis (9/28) . . . Picked off a Quincy Carter pass at the Cardinals' 10 vs. Dallas (10/5) . . . Intercepted a Jon Kitna pass and also sacked Kitna for a two-yard loss in 17-14 win vs. Cincinnati (11/2), when he also forced a fumble . . . Tallied a career-high 12 tackles at Cleveland (11/16) . . . Intercepted a pair of Marc Bulger passes vs. St. Louis (11/23), one of which he returned 70 yards for a touchdown . . . Sustained an ankle sprain later in the Rams contest and was inactive for the next two games; at Chicago (11/30) and at San Francisco (12/7) . . . Intercepted a Trent Dilfer pass at Seattle (12/21).

2002 – Appeared in 14 contests, including seven starts at cornerback . . . Posted 66 tackles, two interceptions, 10 passes defended, a sack and two fumble recoveries . . . Contributed 11 stops on special teams . . . Collected a season-high 10 tackles vs. San Diego (9/22) when he came off bench in first quarter to replace an injured Duane Starks (groin) . . . Started each of the next four games in Starks' spot . . . In 16-13 win at Carolina (10/6), recovered a pair of Panthers fumbles, the first Cardinal to do that since Michael Bankston on October 17, 1993 at Washington, a span of 143 games . . . First career interception came vs. Dallas (10/20) when he picked off a Quincy Carter pass in the end zone in Arizona's 9-6 win . . . Was inactive for games vs. St. Louis (11/3) and vs. Oakland (11/24) with a foot injury sustained at San Francisco (10/27) . . . Recorded an eight-yard sack of Marc Bulger at St. Louis (12/15), the first full sack of Hill's career . . . Intercepted a Jeff Garcia pass in the fourth quarter vs. San Francisco (12/21).

2001 – Played in 14 games in his rookie season, including one start . . . Recorded 22 tackles, three passes defended and a half-sack . . . Added five special teams tackles . . . Had five tackles and the first half-sack of his career as he shared a five-yard sack of Donovan McNabb vs. Philadelphia (11/4) . . . Saw extended action vs. Washington (12/9) after starter Tom Knight left the game early with a hamstring injury . . . Opened at Knight's spot the following week at N.Y. Giants (12/15), the initial start of his NFL career . . . Was inactive for each of the final two games with a hamstring injury.

COLLEGE

Was a three-year letterman (1998-2000) for the at Michigan State, the first two years of which he played under Dolphins Head Coach Nick Saban . . . Started all 35 games in which he played during that time at right cornerback . . . Concluded his career with 182 total tackles, 11 stops for loss, nine interceptions and 36 passes defended . . . Was a second-team All-Big Ten Conference performer in his final year of 2000 when he posted 71 tackles, three interceptions and 11 passes defended . . . Was an honorable mention All-Big Ten pick the previous year when he amassed 57 tackles, an interception and 13 passes defended . . . Had a career-high five interceptions in 1998 . . . Majored in merchandising management.

PERSONAL

Single . . . Attended Chadsey High School in Detroit, Mich., where he was a four-year starter at defensive back . . . Was named to the school's academic honor roll on two occasions . . . Is the younger brother of Ray Hill, who also played at Michigan State and with the Dolphins as well (1998-2000) . . . They could become the third set of brothers to have played for the Dolphins, joining the Blackwoods (S Glenn, 1979-87; S Lyle, 1981-86) and the Ayanbadejos (FB Obafemi, 2003; LB Brendon, 2003-04) . . . Born November 12, 1978 in Detroit, Mich.

RENALDO HILL'S NFL REGULAR SEASON STATISTICS

YEAR TEAM	GP	GS	TACKLES					INTERCEPTIONS					FUMBLES		
			TOT	SOLO	ASST	SK	YDS	NO	YDS	LG	TD	PD	FF	FR	YDS
2001 Arizona	14	1	22	19	3	0.5	2.5	0	0	-	0	3	0	0	0
2002 Arizona	14	7	66	48	18	1	8	2	4	3	0	10	0	2	0
2003 Arizona	14	14	67	47	20	2	6	5	119	70t	1	7	1	0	0
2004 Arizona	13	10	46	39	7	1	12	1	2	2	0	9	1	0	0
2005 Oakland	16	13	86	72	14	0	0	1	0	0	0	5	0	0	0
NFL TOTALS	71	45	287	225	62	4.5	28.5	9	125	70t	1	34	2	0	0

ADDITIONAL STATS

Special Teams Tackles: 5 in 2001, 11 in 2002, 3 in 2005 for total of 19

Sedrick Hodge

50 Linebacker

Height/Weight6-4, 246
 Born9/13/78
 CollegeNorth Carolina '01
 AcquiredUFA, 2006 (N.O.)
 Signed Through2007
 NFLSixth Season
 DolphinsFirst Season



PRO CAREER

CAREER TRANSACTIONS: Signed a two-year contract with the Dolphins as an unrestricted free agent from the Saints on March 13, 2006 . . . Was originally the first of two third-round draft choices by New Orleans (70th overall), with a pick obtained from Dallas.

2005 – Appeared in 13 games, including 12 starts at strongside linebacker . . . Collected 65 tackles on defense and five more on special teams . . . Missed the final three games of the year with a sprained ankle . . . Had a team-high eight tackles at Green Bay (10/9) . . . Tallied a season- and career-high 10 stops at N.Y. Jets (11/27) when he was tied atop the team's tackle chart.

2004 – Played in nine games, including six starts . . . Served a four-game NFL suspension to open the season . . . Opened at both weakside and strongside linebacker during the course of the season . . . Recorded 31 tackles on the year, including a season-high of six on two occasions; vs. Tampa Bay (10/10) and vs. Minnesota (11/17) . . . Was inactive for games 12-14 with a knee injury . . . Had three special teams tackles on the year as well.

2003 – Started all nine games in which he played at strongside linebacker . . . Tallied 47 tackles, a sack and four passes defended . . . Contributed two special teams tackles . . . Had a season-high nine tackles in opener at Seattle (9/7) . . . Sustained a right tibia plateau fracture the following week vs. Houston (9/14) and was inactive for each of the next seven weeks . . . Recorded the initial sack of his NFL career vs. N.Y. Giants (12/14) when he tackled Jesse Palmer for a two-yard loss.

FINS FACT

A communications major at the University of North Carolina, Sedrick hopes to parlay that, along with his experience playing in the NFL, into a career as a sportscaster.

2002 – Had his most productive season as a pro when he started all 16 games at right outside linebacker and amassed 88 tackles, a fumble recovery, two forced fumbles and eight passes defended . . . Tackle total ranked fifth on the squad . . . Added four stops on special teams . . . Had eight tackles vs. Green Bay (9/15) when he also recovered an Ahman Green fumble at the Packers' 21, leading to a five-yard TD pass from Aaron Brooks to Jerome Pathon five plays later to give the Saints a 14-3 second-quarter lead in their 35-20 victory . . . Accumulated a season-high nine tackles on two occasions; at Carolina (11/10) and vs. Carolina (12/29) . . . In the second Panthers contest, also batted down a pass and forced a fumble when he stripped the ball from Nick Goings in the first quarter and Grady Jackson recovered at the Carolina 12, leading to a John Carney 30-yard field goal four plays afterward for the first points of the game.

2001 – Played in all 16 games as a rookie, including one start . . . Posted nine stops and a pass defended on defense . . . Made his mark on the Saints' special teams units where he produced a team-high 19 stops . . . In NFL debut, at Buffalo (9/9), had a tackle and a pass defended on defense, and three stops on special teams . . . First start of NFL career came in finale, vs. San Francisco (1/6/02), as he tallied a season-high five tackles.

COLLEGE

Was a four-year letterman at North Carolina (1997-2000) who started his final three seasons . . . Overall, opened 33 of the 44 games in which he played and tallied 265 tackles, 35 stops for loss, 10.5 sacks, two fumble recoveries, six forced fumbles, two interceptions and 13 passes defended . . . Was a first-team All-Atlantic Coast Conference selection as a senior when he registered 82 tackles, 16 stops for loss, seven sacks and three forced fumbles . . . Received the school's George Barclay Award each of his final two seasons, symbolic of North Carolina's top linebacker . . . Majored in communications.

PERSONAL

Single . . . Was a first-team All-State selection as a linebacker his senior year at Westminster High School in Atlanta, Ga . . . Led the team to the state semi-finals that year, as he totaled 106 tackles and 10 sacks . . . Also lettered in track, where he finished fourth in the state in the long jump as a junior . . . Won the 100- and 200-meters, was third in the long jump and was a member of the first place 4x100 relay team at the 1997 state track meet his senior year . . . Was an Honor Roll student at North Carolina . . . Full name is Sedrick Jamaine Hodge, born September 13, 1978 in Fayetteville, Ga.

SEDRICK HODGE'S NFL REGULAR SEASON STATISTICS

YEAR TEAM	GP	GS	TACKLES					INTERCEPTIONS					FUMBLES		
			TOT	SOLO	ASST	SK	YDS	NO	YDS	LG	TD	PD	FF	FR	YDS
2001 New Orleans	16	1	9	9	0	0	0	0	0	0	0	1	0	0	0
2002 New Orleans	16	16	88	74	14	0	0	0	0	0	0	8	2	1	0
2003 New Orleans	9	9	47	40	7	1	2	0	0	0	0	4	0	0	0
2004 New Orleans	9	6	31	23	8	0	0	0	0	0	0	0	0	0	0
2005 New Orleans	13	12	65	41	24	0	0	0	0	0	0	0	0	0	0
NFL TOTALS	63	44	240	187	53	1	2	0	0	0	0	13	2	1	0

ADDITIONAL STATS

Special Teams Tackles: 19 in 2001, 4 in 2002, 2 in 2003, 3 in 2004, 5 in 2005 for total of 33


DOLPHINS AT HOME AGAINST DOMED TEAMS

In 2005, Miami was 0-1 at home in games against teams which play their home games in an indoor venue. Overall, the Dolphins own a 33-13 (.717) record at home in regular season games against teams which play their home games indoors.

Vonnie Holliday

91 Defensive Tackle

Height/Weight6-5, 288
 Born12/11/75
 CollegeNorth Carolina '98
 Acquired.....FA, 2005
 Signed Through2006
 NFLNinth Season
 DolphinsSecond Season



PRO CAREER

CAREER TRANSACTIONS: Signed a two-year contract with the Dolphins as a free agent on March 5, 2005 after being released by Kansas City on February 22 . . . Originally a first-round draft choice of Green Bay (19th overall) in 1998 . . . Signed with the Chiefs as an unrestricted free agent on April 7, 2003.

2005 – Started all 16 games in which he played at defensive tackle, the second time in the last three years and fourth time overall in his eight-year career that he opened every contest . . . Recorded 56 tackles, five sacks, six passes defended and two fumble recoveries in his first season playing primarily the defensive tackle position . . . Tackle total ranked seventh on the squad while his sack figure was fourth . . . In 27-24 win vs. Carolina (9/25), recovered a Jake Delhomme fumble that was forced by Lance Schulters . . . Collected a season-high six tackles at New Orleans (10/30), when he came up with his first sack as a Dolphin . . . His tackle total that day tied for the team lead . . . Played in the 100th regular season game of his NFL career in week nine game vs. New England (11/13) . . . Turned in top performance of the season in 33-21 victory at Oakland (11/27), when he produced five tackles and a pair of sacks, two of a season-high seven by the Dolphins that day in a 21-6 win . . . It marked the eighth time in his career that he amassed two or more sacks and his first since September 7, 2003 when he had three against San Diego in his first game as a Kansas City Chief . . . Also tallied sacks at San Diego (12/11) and vs. Tennessee (12/24), both of which were also Dolphin wins . . . In the Titans game, recovered a Billy Volek fumble that was forced by Kevin Carter.

2004 – Was limited to nine games and three starts because of injuries . . . Missed each of the final five contests, including the last two on injured reserve, with a groin injury . . . Finished the year with 13 tackles and two passes defended.

2003 – Started all 16 games in his first year with the Chiefs . . . Posted 80 tackles (39 solo), a team-high 5.5 sacks, a forced fumble and three passes defended . . . In his first game with Kansas City, vs. San Diego (9/7), sacked Chargers QB Drew Brees three times, marking the second-highest single-game sack total of his career . . . Had a season-best nine tackles at Minnesota (12/20) . . . Recorded three stops in Divisional Playoff game vs. Indianapolis (1/11/04).

2002 – Started all 10 games in which he appeared in his final season with the Packers . . . Was inactive for six games because of injuries . . . Sat out four contests with a torn pectoral muscle and two games with a knee injury . . . Tallied 26 tackles, six sacks, an interception, three forced fumbles and four passes defended . . . Intercepted a Jeff Garcia pass at San Francisco (12/15) . . . Was named NFC Defensive Player of the Week for his performance vs. Buffalo (12/22)

FINS FACT

For two weeks while he was in high school, Vonnie worked in a dog pound in his hometown of Camden, S.C. Among his responsibilities were cleaning out cages. Although it was only for a short period of time, it taught him lessons for a lifetime. "It was the worst job I ever had," Vonnie said. "It taught me to work hard so that I could make something of myself. I was fortunate. Some guys had no choice."

when he sacked Bills QB Drew Bledsoe five times and forced three fumbles, as he set a Packers single-game sack record.

2001 – Started all 16 games . . . Registered a career-high 81 tackles to go along with seven sacks, a career-best three fumble recoveries, a forced fumble and three passes defended . . . Tackle total was the most by a Packers lineman in '01 . . . Sack total ranked second on the squad . . . Equaled a career-high with 10 tackles vs. Tampa Bay (11/4) . . . Matched that total once again with 10 stops at Tennessee (12/16) . . . Collected a season-high two sacks in the Titans contest . . . Amassed nine tackles in two postseason games, including five in First-Round Playoff contest vs. San Francisco (1/13/02).

2000 – Played in 12 games, including nine starts . . . Totaled 47 tackles, five sacks, an interception and four passes defended . . . Was inactive for four games with hamstring and ankle injuries . . . First career interception came off a Rob Johnson pass at Buffalo (9/10) . . . Had a season-high eight stops at Chicago (12/3) . . . Tallied a season-high two sacks vs. Tampa Bay (12/24).

1999 – Started all 16 games for the first time in his career . . . Notched 67 tackles, six sacks, a fumble recovery, a forced fumble and a career-best six passes defended . . . Tackle total led all Packers linemen while sack figure was second on the squad . . . Established a career-high with 10 tackles at Detroit (9/19) . . . Recorded third multiple-sack game of his career, vs. Seattle (11/1), when he sacked Seahawks QB Jon Kitna twice.

1998 – Opened all 12 games in which he appeared during his rookie season . . . Was credited with 39 tackles, a career-high eight sacks, two fumble recoveries and five passes defended . . . Was a consensus all-rookie selection as he established a Packers rookie sack record . . . Sack total tied for second on the team and tied with the Dolphins' Lorenzo Bromell for the most by an NFL rookie in '98 . . . Was second to Oakland CB Charles Woodson for AP Defensive Rookie of the Year honors, while the two shared the award from College & Pro Football Newsweekly . . . Posted a sack in his NFL debut, vs. Detroit (9/6) . . . Went on to record four sacks in September and was named NFL Defensive Rookie of the Month . . . Initial multiple-sack game of his career occurred at Carolina (9/27) when he recorded a pair . . . Tallied a season-high seven tackles, including two sacks, at N.Y. Giants (11/5) . . . Sustained an ankle injury at Minnesota (11/22) and was inactive four of the final five regular season games . . . Came back to record a sack of Steve Young in First Round Playoff game at San Francisco (1/3/99).

COLLEGE

Was a four-year letterman (1994-97) at North Carolina . . . Played in 46 games, starting 28 of them . . . Racked up 162 tackles and 11 sacks . . . Was a first-team All-ACC selection as a senior when he posted career-high figures of 64 tackles and five sacks . . . Served as co-captain his senior year . . . Was one of only three true freshmen to receive playing time in 1994, as he appeared in ten games and registered 12 tackles . . . Graduated with a degree in communications.

PERSONAL

Married to Eboni with a daughter, Kali, and a son, Joey . . . Was a first-team all-state selection and the Class 3A Lineman of the Year as a senior at Camden (S.C.) High School . . . His hometown of Camden is the oldest inland city in South Carolina . . . Was a three-time all-area and all-conference choice on defense, where he played both end and tackle, as well as linebacker . . . Also was an all-conference pick as a tight end . . . Earned all-conference accolades in basketball where he led his team to the state semi-finals as a senior with a record of 28-3 . . . Was a three-year letterman in baseball as well where he was a pitcher, catcher, first and third baseman . . . Was named South Carolina's Male Professional Athlete of the Year in 1999 by the South Carolina Athletic Hall of Fame . . . Founded the Vonnie Holliday Foundation in 2001, which assists children's hospitals in South Carolina with visits and fundraising activities . . . Has done work with the Council of Aging in Camden, S.C . . . During his tenure in Green Bay, started the "Kids Company" in Richmond, Wis., an organization which benefits at-risk youths . . . Annually hosts the Vonnie Holliday Bulldog Football Camp at Camden High School . . . From 2003-04, was the honorary chairperson for the fundraising efforts of the

United Way of Kershaw County in South Carolina . . . For the past six years has sponsored a turkey giveaway at Thanksgiving in Camden, which he has done through local charities, the United Way and Save Centers . . . At Christmas, makes a variety of donations - both monetary and goods - to needy children at local schools . . . Vonnie's mother, Suzannah, spearheads both efforts . . . Cousin, Corey Holliday, was a wide receiver at North Carolina and played with the Pittsburgh Steelers from 1995-97 . . . Grew up in a household in which he was the only boy among five women, which included his mother, grandmother, two sisters and an aunt . . . Full name is Dimetry Giovanni Holliday, born December 11, 1975 at Camden, S.C.

VONNIE HOLLIDAY'S NFL REGULAR SEASON STATISTICS

YEAR TEAM	GP GS	TACKLES					INTERCEPTIONS					FUMBLES		
		TOT	SOLO	ASST	SK	YDS	NO	YDS	LG	TD	PD	FF	FR	YDS
1998 Green Bay	12 12	39	27	12	8	50	0	0	-	0	5	0	2	0
1999 Green Bay	16 16	67	47	20	6	40	0	0	-	0	6	1	1	0
2000 Green Bay	12 9	47	25	22	5	20	1	3	3	0	4	0	0	0
2001 Green Bay	16 16	81	56	25	7	45	0	0	-	0	3	1	3	11
2002 Green Bay	10 10	26	17	9	6	31	1	3	3	0	4	3	0	0
2003 Kansas City	16 16	80	39	41	5.5	50	0	0	-	0	3	1	0	0
2004 Kansas City	9 3	13	9	4	0	0	0	0	-	0	2	0	0	0
2005 Miami	16 16	56	40	16	5	36	0	0	-	0	6	0	2	12
NFL TOTALS	107 98	409	260	149	42.5	272	2	6	3	0	33	6	8	23
MIAMI TOTALS	16 16	56	40	16	5	36	0	0	-	0	6	0	2	12

VONNIE HOLLIDAY'S NFL PLAYOFF STATISTICS

YEAR TEAM	GP GS	TACKLES					INTERCEPTIONS					FUMBLES		
		TOT	SOLO	ASST	SK	YDS	NO	YDS	LG	TD	PD	FF	FR	YDS
1998 Green Bay	1 1	1	1	0	1	3	0	0	-	0	0	0	0	0
2001 Green Bay	2 2	9	7	2	0	0	0	0	-	0	0	0	0	0
2002 Green Bay	1 1	1	1	0	0	0	0	0	-	0	0	0	0	0
2003 Kansas City	1 1	3	2	1	0	0	0	0	-	0	0	0	0	0
PLAYOFF TOTALS	5 5	14	11	3	1	3	0	0	-	0	0	0	0	0

SINGLE-GAME HIGHS

Sacks:

- 5 vs. Buffalo, 12/22/02
- 3 vs. San Diego, 9/7/03
- 2 at Carolina, 9/27/98
- 2 at N.Y. Giants, 11/5/98
- 2 vs. Seattle, 11/1/99
- 2 vs. Tampa Bay, 12/24/00
- 2 at Tennessee, 12/16/01
- 2 at Oakland, 11/27/05

DOLPHINS DRAFT FROM FLORIDA COLLEGES

The Dolphins have selected a player from a Florida university in 21 of the team's 41 college drafts. Overall, the Dolphins have drafted 39 players from the State of Florida. The University of Miami leads the way with 15 Dolphin draftees, followed by ten from the University of Florida, seven from Florida State University, four from the University of Tampa, two from Bethune-Cookman and one from Florida A&M. When the Dolphins drafted Miami's Vernon Carey in the first round in 2004, it was the first time since 1997 and the fifth time overall that the Dolphins had selected a player from a Florida school in the first round.

Eddie Jackson

20 Cornerback

Height/Weight6-0, 200
 Born12/19/80
 College.....Arkansas '04
 AcquiredW (Car.), 2005
 Signed Through2006
 NFLThird Season
 DolphinsSecond Season



PRO CAREER

FINS FACT

CAREER TRANSACTIONS: Signed with Carolina as an undrafted college free agent on April 30, 2004 . . . Was waived by the Panthers on September 5, 2004 and then signed to the practice squad on September 7 . . . Was activated to Carolina's 53-man roster on October 27 . . . Was awarded off waivers to the Dolphins on September 4, 2005.

In addition to his prowess on the Arkansas football team, Eddie was a two-time All-America performer on the Razorbacks track squad in the 110-meter hurdles and the long jump.

2005 – Played in 15 games, including one start, in his first season with the Dolphins . . . Was inactive for one contest . . . Registered two tackles and a pass defended on defense . . . Stood out on special teams where he ranked fourth on the squad with 12 stops, in addition to coming up with a fumble recovery . . . Opened game at Buffalo (10/9) as Dolphins started with six DBs, marking his first NFL start . . . Had best special teams performance of the season in win vs. Buffalo (12/4) when he posted two tackles and recovered a Roscoe Parrish fumbled punt . . . Added three special teams tackles in win over N.Y. Jets (12/18) and two more in victory over Tennessee (12/24).

2004 – Spent the first six games of his rookie season on the Panthers' practice squad before being activated to the 53-man roster, where he played in a reserve role in each of the final ten contests . . . Posted 11 tackles on defense and six on special teams . . . Collected a season-high six tackles at San Francisco (11/14) when he saw action as Carolina's nickel back.

COLLEGE

Was a four-year letterman (2000-03) at Arkansas who started 21 of the 47 games in which he played at cornerback and strong safety . . . For his career, amassed 174 tackles, five interceptions, 35 passes defended, two fumble recoveries and a forced fumble . . . Led the team with 10 passes defended as a senior in 2003 . . . Returned an interception 39 yards for a touchdown against Boise State during his redshirt freshman season of 2000 . . . Also competed on Arkansas' track team – both indoor and outdoor – all four years . . . Events included the 55-, 60- and 110-meter hurdles, the 60-yard dash and the long jump . . . Majored in business education.

PERSONAL

Attended Richardson (Texas) High School where he was an All-District and All-City selection as a senior when he recorded 93 tackles . . . Also lettered on the school's track team and was

second in the state in the 110-meter hurdles and the long jump . . . Full name is Eddie Paul Jackson, Jr., born December 19, 1980 in Americus, Ga.

EDDIE JACKSON'S NFL REGULAR SEASON STATISTICS

YEAR TEAM	GP	GS	TACKLES					INTERCEPTIONS					FUMBLES		
			TOT	SOLO	ASST	SK	YDS	NO	YDS	LG	TD	PD	FF	FR	YDS
2004 Carolina	10	0	11	8	3	0	0	0	0	—	0	0	0	0	0
2005 Miami	15	1	2	1	1	0	0	0	0	—	0	1	0	0	0
NFL TOTALS	25	1	13	9	4	0	0	0	0	—	0	1	0	0	0
MIAMI TOTALS	15	1	2	1	1	0	0	0	0	—	0	1	0	0	0

ADDITIONAL STATS

Special Teams Tackles: (Carolina) 6 in 2004, (Miami) 12 in 2005 for total of 18

Jeno James

78 Guard

Height/Weight6-4, 320
 Born1/12/77
 CollegeAuburn '00
 AcquiredUFA (Car.), 2004
 Signed Through2009
 NFLSeventh Season
 DolphinsThird Season



COLLEGE

CAREER TRANSACTIONS: Originally a sixth-round draft choice (182nd overall) of Carolina in 2000 . . . Signed to a six-year contract by the Dolphins as an unrestricted free agent from Carolina on March 5, 2004.

2005 — Started all 16 games at left guard . . . Part of a line that yielded just 26 sacks, the fourth-lowest total in the NFL, and led a running game that averaged 118.6 yards an outing and 4.3 yards per rush attempt, which ranked seventh and fourth in the AFC, respectively . . . Took part in all but one offensive snap over the course of the season, as he participated in the most snaps of any Dolphins offensive lineman in '05.

2004 — Started all 14 games in which he played at left guard in his first season with the Dolphins . . . Underwent arthroscopic surgery on his right knee on November 9, 2004 . . . The surgery was performed by Dr. George Caldwell at Broward General Medical Center in Ft. Lauderdale . . . Was inactive for games at Seattle (11/21) and at San Francisco (11/28) as a result of the surgery.

FINS FACT

Jeno enjoys writing poetry in his spare time, a hobby that he first began as a sophomore in high school. He feels that it offers him a chance to express his true feelings. In fact, one of his poems, "What Is My Place In This World", was published in the 1995 edition of "The Rippling Waters", an annual collection from the National Library of Poetry. "It's like rap," Jeno says of the things he writes about. "It's some different things that has happened to me in life."

2003 – Started all 16 regular season games and all four postseason contests at left guard for the NFC champion Panthers . . . Was part of a line that led a running game which finished seventh in the NFL, averaging 130.7 yards per game and 4.0 yards per rush attempt . . . Running back Stephen Davis finished third in the NFC in rushing with 1,444 yards . . . In addition, Carolina's line allowed just 27 sacks on the season, the eighth-lowest total in the NFL, and a new franchise single-season record.

2002 – Played in nine games, including two starts at left guard . . . Was inactive for seven contests . . . Started season-opener vs. Baltimore (9/8) and game at Atlanta (10/20).

2001 – Moved to guard spot after spending his rookie season at offensive tackle . . . Saw action in 14 games, starting six of them, including five at right guard and one at left guard . . . Was inactive for a pair of contests . . . First start of the season came at left guard at San Francisco (10/7) . . . Opened at right guard each of the final five games of the year.

2000 – Played in all 16 games in his rookie season, including four starts at left tackle . . . Entered game vs. San Francisco (10/22) at left tackle in place of the injured Clarence Jones . . . First NFL start came at left tackle in Sunday night game at St. Louis (11/5), marking the first of four straight starts at that spot.

COLLEGE

Started all 47 games for the Tigers over his four-year career (1996-99), including the final three seasons at left tackle . . . Received the team's attitude and effort award in his junior campaign of 1998 . . . As a sophomore, was a second-team All-Southeastern Conference pick by the coaches . . . Split time between left tackle and right tackle his redshirt freshman year of 1996 . . . Earned Freshman All-SEC honors that year . . . Majored in human development.

PERSONAL

Married to Lateefah with a daughter, Arnetas Gabrielle . . . Started on both the offensive and defensive lines for three seasons at Sidney Lanier High School in Montgomery, Alabama . . . As a senior, was an all-state selection as an offensive lineman . . . Has donated time and money to buy toys during the holidays for children who are part of "Big Mama's Team of Life" . . . Has participated in the team's annual turkey giveaway, as well as the charity Golf and Fishing Tournaments, both of which benefit the Miami Dolphins Foundation . . . During his tenure in Carolina, participated in the Campbell's Soup Tackling Hunger campaign in 2002, while he also took part in a camp for troubled teens . . . Enjoys reading and writing poetry in spare time . . . Also takes great satisfaction in reading books on Christianity, such as those by Tony Evans . . . Full name is Jenorris James, born January 12, 1977 in Montgomery, Ala.

JENO JAMES' NFL REGULAR SEASON STATISTICS

GAMES/STARTS: 2000: 16/4, 2001: 14/6, 2002: 9/2, 2003: 16/16, (Miami) 2004: 14/14, 2005: 16/16
NFL TOTALS: 85/58 **MIAMI TOTALS:** 30/30

JENO JAMES' NFL PLAYOFF STATISTICS

GAMES/STARTS: 2003: 4/4


ADDITIONAL STATS

Miscellaneous Tackles: 4 in 2004, 1 in 2005 for total of 5

Donnie Jones

5 Punter

Height/Weight6-3, 222
Born7/5/80
College.....Louisiana State '03
Acquired.....FA, 2005
Signed Through2006
NFLThird Season
DolphinsSecond Season



PRO CAREER

CAREER TRANSACTIONS: Was awarded off waivers from Seattle to Miami on July 25, 2005 . . . Was waived by the Dolphins on September 3 and signed to the practice squad on September 5 . . . Was activated to the 53-man roster on September 10, a day before the season-opener . . . Originally was a seventh-round draft choice (224th overall) by Seattle in 2004 . . . Was waived by the Seahawks on September 5, 2004 and then signed to the team's practice squad on September 6 . . . Was activated to the 53-man roster on October 15 and released on October 19 . . . Was re-signed by Seattle to the practice squad on October 20 and then activated on October 23 . . . Was released on October 25 and re-signed to the practice squad a day later . . . Was activated to the 53-man roster on October 29 and released again on November 23 before being re-signed to the practice squad on November 24 . . . Was released off the practice squad on December 29 and then re-signed to the practice squad on January 4, 2005.

FINS FACT

Donnie chronicled LSU's National Championship season of 2003 in his book "Nine Seconds to a Championship." The title refers to the fact that he took the final snap in the Tigers' 21-14 Sugar Bowl victory over Oklahoma, and was able to run off the final nine seconds of the game. For Donnie, that championship season was extremely gratifying, as he had the opportunity to see the transformation of an LSU team that went 3-8 in his redshirt freshman season in 1999, the year prior to Nick Saban's arrival. "As a team, that was a group of guys who played together," Donnie says about that 2003 national championship squad. "There were a lot of great players on that team, but they were unselfish players. It was a true team and that's why we were able to accomplish so much. Everyone worked together and did what they had to do."

2005 — Played in all 16 games in his first season with the Dolphins . . . Left-footed punter hit 88 punts for a 43.5-yard average, including a net of 39.3, which led the NFL in '05 and marked a new Dolphins' single-season record . . . Added 31 punts inside-the-20, which ranked second in the AFC and was a Dolphins' single-season record as well . . . Of his 88 punts, 24 went 50 yards or longer, with three traveling 60 yards or longer . . . Had a punt of 50 yards or longer in all but three games . . . Had a net average of 40.0 or better in nine games . . . Also handled the placement duties throughout the course of the season . . . In 27-24 win over Carolina, hit six punts for a net average of 41.8 with three inside the 20, the second week in a row he achieved that feat as the Panthers' average drive start that day was their own 25 . . . That game also marked the first of four in a row in which he had a net of 40.0 or better . . . Final game of this four-game stretch occurred vs. Kansas City (10/21) when he hit eight punts for a 45.9-yard average with a net of 43.5, as he connected on a 60-yard punt for the first time in his career . . . Also hit a 60-yarder at Cleveland (11/20) . . . Turned in his top performance of the year at Oakland (11/27) when he averaged 51.3 on four punts, with three inside the 20 and three punts of 50 yards or longer . . . Net that day was a season-best 47.0, as he had punts downed at the 2 and 4, both in the second half . . . Over the final six games of the season, a span which began with the Oakland contest, amassed 15 punts inside the 20 with just one touchback . . . Had a potential touchdown-saving tackle when he took down Roscoe Parrish at the Dolphins' 26 following a 36-yard punt return

... Had career-long 63-yard punt vs. Tennessee (12/24), when he totaled a career-high nine punts, which averaged a gross of 44.4 and a net of 41.7 ...

AMONG DOLPHINS SINGLE-SEASON LEADERS: In just his second NFL season and his first with the Dolphins, Jones proved adept at pinning opponents deep in their own territory, as attested to by his team-record 31 punts inside the 20, a figure which ranked second in the AFC in 2005 ...

MOST INSIDE THE 20 PUNTS IN A SEASON IN DOLPHINS HISTORY

PLAYER	YEAR	NUMBER
1. DONNIE JONES	2005	31
2. Matt Turk	2004	28
3. Matt Turk	2001	29

This also translated into a net average of 39.3, which led the NFL in '05 ... This figure also represented a new Dolphins' single-season record:

HIGHEST SINGLE-SEASON NET PUNTING AVG. IN DOLPHINS HISTORY

PLAYER	YEAR	NUMBER
1. DONNIE JONES	2005	39.3
2. John Kidd	1996	38.8
3. Reggie Roby	1984	38.1

2004 – Played in seven games with Seahawks in between stints on the practice squad ... Shared Seahawks punting duties along with Tom Rouen and Ken Walter ... Punted 26 times for a 38.0 average with a net of 32.2, six inside-the-20 and two touchbacks ... Established a season long with a 51-yard punt vs. Carolina (10/31) ... Punted three times for a 49.3-yard gross average and a net of 42.7 at St. Louis (11/14), when he had another 51-yard punt.

COLLEGE

Played in 49 games for LSU during his four-year career (2000-03) ... Set school records with 233 punts for 9,798 yards (42.0 avg.) ... Punting average ranks second in school annals ... In his career, had 69 punts land inside the 20 ... Hit a school-record 86-yard punt his junior year against Kentucky ... Majored in finance.

PERSONAL

Married (Aubrie) ... Couple resides in Weston, Fla ... Attended Catholic High School in Baton Rouge ... Was an All-State and All-District selection as a senior when he put together a 43.4-yard average and helped the team to the semifinals in the Class 5A playoffs ... Started the Donnie Jones "Last Play Foundation," which grew out of his desire to give something back and help young people achieve their full potential ... The Foundation's web site is located at www.donniejones.org ... Has taken part in the team's annual Golf and Fishing Tournaments, both of which benefit the Miami Dolphins Foundation ... Has also made hospital visits and participated in the Miami Dolphins/United Way Hometown Huddle event at Hispanic Unity ... Enjoys playing golf in spare time ... Full name is Donald Scott Jones, Jr., born July 5, 1980 in Baton Rouge.

DONNIE JONES' NFL REGULAR SEASON STATISTICS

YEAR	TEAM	GP	NO.	YDS.	AVG.	OPP. RET.	YDS.	NET	TB	IN20	LG	BK
2003	Seattle	7	26	988	38.0	11	79	32.2	2	6	51	1
2004	Miami	16	88	3827	43.5	46	227	39.3	7	31	63	0
NFL TOTALS		23	114	4815	42.2	57	306	37.7	9	37	63	1
MIAMI TOTALS		16	88	3827	43.5	46	227	39.3	7	31	63	0

ADDITIONAL STATS

Special Teams Tackles: (Seattle) 1 in 2004, (Miami) 3 in 2005 for total of 4

SINGLE-GAME HIGHS

Most Punts:	9 vs. Tennessee, 12/24/05
	8 vs. Kansas City, 10/21/05
	7 three times (last: vs. N.Y. Jets, 12/18/05)
Most Punt Yards:	400 vs. Tennessee, 12/24/05
	367 vs. Kansas City, 10/21/05
	284 at N.Y. Jets, 9/18/05
Highest Average (min. 4 punts):	51.3 at Oakland, 11/27/05
	46.0 at New Orleans, 10/30/05
	45.9 vs. Kansas City, 10/21/05
Highest Net Average (min. 4 punts):	51.3 at Oakland, 11/27/05
	46.0 at New Orleans, 10/30/05
	45.9 vs. Kansas City, 10/21/05
Longest Punts:	63 vs. Tennessee, 12/24/05
	60 vs. Kansas City, 10/21/05
	60 at Cleveland, 11/20/05
Most Inside-the-20:	4 vs. Buffalo, 12/4/05
	3 six times (last: at New England, 1/1/06)

Mike Labinjo

53 Linebacker

Height/Weight6-1, 255
 Born7/8/80
 CollegeMichigan State '04
 AcquiredW (Ind.), 2005
 Signed Through2006
 NFLSecond Season
 DolphinsFirst Season



PRO CAREER

CAREER TRANSACTIONS: Signed with Philadelphia as an undrafted college free agent on April 27, 2004 . . . Was waived by the Eagles on September 5, 2004 and signed to the practice squad a day later . . . Was activated to the 53-man roster on December 14 . . . Was waived on October 11, 2005 . . . Was signed to Indianapolis' practice squad on October 19 where he remained for six games before being activated to the Colts' 53-man roster on December 8 . . . Was awarded off waivers by the Dolphins from the Colts on December 31, 2005.

FINS FACT

Mike's first job growing up in Toronto was working for a plumbing company. Part of the job was manually digging ditches as deep as 16 feet. It got him in playing shape for football season. "I got in very good shape digging ditches in the cold weather," he says.

2005 – Began the season with Philadelphia . . . Played in five games, including a start at middle linebacker in season-opener at Atlanta (9/12) when he recorded three tackles . . . Overall in his five games with the Eagles, tallied four tackles on defense while on special teams he registered a pair of stops and a forced fumble . . . Was waived on October 11 . . . Played in two

games with the Colts, was inactive for one ... Had three tackles and half-sack on defense and one special teams tackle ... Was credited with a half-sack at Seattle (12/24) ... Was awarded off waivers by Miami from Indianapolis on December 31 ... Was inactive for season finale at New England (1/1/06).

2004 – Played in the final three regular season games, all in a reserve role in his rookie season with the Eagles ... Registered 13 tackles on defense and five stops on special teams ... Posted nine tackles in finale vs. Cincinnati (1/2/05) ... Also took part in all three playoff games, where he posted four special teams tackles, including two in Super Bowl XXXIX against New England.

COLLEGE

In his three-year career at Michigan State (2001-03), started 33 games as he played both outside and middle linebacker ... Finished with 220 tackles, 11 sacks and four interceptions ... Began his sophomore season as a fullback before being moved to linebacker ... Graduated with a degree in economics.

PERSONAL

Attended St. Michael's College High School in Toronto, Ontario, where he lettered in football, hockey and basketball ... It is the same school that produced NFL star Eric Lindros ... In football, played running back and safety ... Was recruited to play at Michigan State by current Dolphins Head Coach Nick Saban, and was part of Saban's last recruiting class at Michigan State ... Growing up, was a big fan of the CFL's Toronto Argonauts and the NHL's Toronto Maple Leafs ... Also became a fan of the San Francisco 49ers at the age of eight after meeting Jerry Rice, who signed a poster for him, one which he still owns ... Enjoys traveling in free time ... Hopes to secure a position in corporate banking or global trading following his playing days ... Born July 8, 1980 in Toronto, Ontario.

MIKE LABINJO'S NFL REGULAR SEASON STATISTICS

YEAR TEAM	GP	GS	TACKLES					INTERCEPTIONS					FUMBLES		
			TOT	SOLO	ASST	SK	YDS	NO	YDS	LG	TD	PD	FF	FR	YDS
2004 Philadelphia	3	0	13	9	4	0	0	0	0	0	0	0	0	0	0
2005 Philadelphia	5	1	4	3	1	0	0	0	0	0	0	0	0	0	0
Indianapolis	2	0	3	2	1	0.5	2	0	0	0	0	0	0	0	0
NFL TOTALS	10	1	20	14	6	0.5	2	0	0	0	0	0	0	0	0

MIKE LABINJO'S NFL PLAYOFF STATISTICS

YEAR TEAM	GP	GS	TACKLES					INTERCEPTIONS					FUMBLES		
			TOT	SOLO	ASST	SK	YDS	NO	YDS	LG	TD	PD	FF	FR	YDS
2004 Philadelphia	3	0	0	0	0	0	0	0	0	0	0	0	0	0	0

ADDITIONAL STATS

Special Teams Tackles: 5 in 2004, 3 in 2005 for total of 8 (P-4)

Special Teams Forced Fumbles: 1 in 2005


DOLPHINS ON GRASS AND ARTIFICIAL TURF

In regular season action, the Dolphins were 9-5 in 2005 on natural grass (5-3 at home and 4-2 on the road) and 0-2 on artificial/field turf (all on the road). Since 1980 (regular season games only), the Dolphins are 183-101-1 (.644) on grass — 139-63-1 (.687) at home and 44-38 (.537) on the road. On turf over the same period of time, the Dolphins are 60-63 (.488).

Michael Lehan

30 Cornerback

Height/Weight6-0, 190
 Born11/25/79
 CollegeMinnesota '03
 Acquired.....FA, 2006
 Signed Through2006
 NFLFourth Season
 DolphinsFirst Season



PRO CAREER

CAREER TRANSACTIONS: Signed with the Dolphins as a free agent on May 12, 2006 after attending the team's rookie mini-camp from May 5-7 on a tryout basis . . . Had been waived by Cleveland on February 23, 2006 . . . Originally was a fifth-round draft choice (152nd overall) of the Browns in 2003.

2005 – Played in ten games, all in a reserve role . . . Was inactive for six games, including each of the final five . . . Recorded four tackles on defense and five stops on special teams . . . Had a pair of special teams tackles vs. Chicago (10/9).

2004 – Appeared in ten games, including two starts . . . Was inactive for six games with calf and hamstring injuries . . . Collected 15 tackles and a pass defended on defense and six more stops on special teams . . . Had two special teams tackles at Dallas (9/19) . . . Made his first start of the season the following week at N.Y. Giants (9/26) when he opened at cornerback in place of the injured Anthony Henry (vertigo) . . . Responded with six tackles and a pass defended . . . Also opened finale at Houston (1/2/05) as part of a nickel defense.

2003 – Played in 12 games with two starts in his rookie season . . . Was inactive for four of the first five games of the season with calf and hamstring injuries . . . On the year, registered 21 tackles and a pass defended on defense, and nine stops on special teams, which ranked eighth on the squad . . . First start of NFL career came at Denver (12/14) when he replaced an injured Anthony Henry at left cornerback . . . Posted four tackles that day . . . Also opened at right cornerback in finale at Cincinnati (12/28), as he took over for an injured Daylon McCutcheon . . . Notched a career-high eight tackles in addition to a pass defended in that game, as Cleveland recorded a 22-14 victory by holding the Bengals to 156 net passing yards . . . Had a season-high two special teams tackles vs. San Diego (10/19) and vs. Arizona (11/16).

FINS FACT

During his tenure with the Browns, Michael was extremely involved with the Adoption Network of Cleveland, which places foster children with adoptive parents. As part of the organization, he ran a "Get Real" group, which discusses a wide array of issues with children in the foster care system. Being a foster care child himself, Michael knows what a lot of these youngsters are facing. "I remember going through that same thing and there was nobody I could talk to and express my concerns," he says. "It's imperative to get out there and help. They need to find somebody to talk to because there is a lot to talk about and a lot of feelings that need to be talked about."

COLLEGE

Was a four-year letterman at Minnesota (1999-2002) who started his final three seasons with the team . . . In 45 career games, tallied 132 tackles, five interceptions, two fumble recoveries and a school-record 31 pass breakups . . . Also blocked a punt in his career, which came in his

junior year . . . Redshirted as a true freshman in 1998 . . . Earned his degree with a major in family social science and a minor in youth studies.

PERSONAL

Single . . . Attended Hopkins (Minn.) High School . . . Was an all-state selection as a running back his senior year when he rushed for 1,490 yards and 25 touchdowns on 213 carries . . . Was an all-conference choice as both a junior and senior, surpassing the 1,000-yard rushing mark his junior season as well . . . Also lettered in track and finished fifth in the state championships in the 100-meter dash with a time of 10.99 his senior year . . . Also earned all-conference honors three times as a sprinter/horizontal jumper . . . Guardians are Jim and Judy Nordstrom . . . Recipient of the Bernie Bierman Endowed Scholarship . . . Was active in community endeavors during his tenure in Cleveland . . . This included regular visits to area elementary schools, and supporting the holiday kickoff campaign for the Toys for Tots program and the holiday Clothe-A-Child program . . . Born November 25, 1979 in Hopkins, Minn.

MICHAEL LEHAN'S NFL REGULAR SEASON STATISTICS

			TACKLES						INTERCEPTIONS					FUMBLES		
YEAR	TEAM	GP	GS	TOT	SOLO	ASST	SK	YDS	NO	YDS	LG	TD	PD	FF	FR	YDS
2003	Cleveland	12	2	21	18	3	0	0	0	0	0	0	1	0	0	0
2004	Cleveland	10	2	15	12	3	0	0	0	0	0	0	1	0	0	0
2005	Cleveland	10	0	4	3	1	0	0	0	0	0	0	0	0	0	0
NFL TOTALS		32	4	40	33	7	0	0	0	0	0	0	2	0	0	0

ADDITIONAL STATS

Special Teams Tackles: 9 in 2003, 6 in 2004, 5 in 2005 for total of 20

Norman LeJeune

42 Safety

Height/Weight6-0, 210
 Born5/10/80
 College.....Louisiana State '03
 Acquired.....FA, 2005
 Signed Through2006
 NFLSecond Season
 DolphinsSecond Season



PRO CAREER

CAREER TRANSACTIONS: Was signed by the Dolphins as a free agent on October 25, 2005 after having been waived by Tennessee on September 4 . . . Originally was a seventh-round draft choice (244th overall) of Philadelphia in 2003. . . Was waived by the team on August 31, 2003 and then signed to the practice squad on September 1 . . . Was activated to the 53-man roster on December 23 . . . Was released by Philadelphia on August 31, 2004 and then signed to Tennessee's practice squad on November 26, 2004.

FINS FACT

Norman grew up in Brusly, Louisiana, a town with a population of about 2,000, located just outside of Louisiana's capital, Baton Rouge. His family is of French Creole descent, as is about a quarter of the population of Brusly.

2005 – Played in five games, all in a reserve role, after joining the Dolphins . . . Dressed but did not play in one game, was inactive for four others . . . A majority of his playing time came on special teams where he was credited with one tackle . . . Played with Amsterdam of the NFL Europe League in the spring of 2005 . . . Recorded 36 tackles, three interceptions, eight passes defended and two forced fumbles in helping the Admirals to the World Bowl title.

2004 – Spent the final five weeks of the season on the Titans' practice squad.

2003 – Spent the first 15 games of his rookie season on the Eagles' practice squad before being activated to the 53-man roster . . . Was inactive for season finale at Washington (12/27) . . . Was inactive for both playoff games.

COLLEGE

Played in 44 games, including 24 starts during his four-year career (1999-2002) at LSU . . . Finished with 250 tackles, five sacks and two interceptions . . . Started all 13 games at strong safety as a senior and posted career-high figures of 107 tackles, five sacks and 10 stops for loss . . . Played both safety and cornerback as a junior . . . Played linebacker as a freshman, a position from which he earned SEC All-Freshman honors as he collected 67 tackles and two interceptions . . . Majored in child psychology.

PERSONAL

Married (Trymica) with a daughter, Nia (3/4/98), and a son, Norman III (11/4/00) . . . Attended Brusly (La.) High School where he was the state's Class 3A leading rusher as a senior with 1,609 yards and 27 touchdowns . . . Full name is Norman LeJeune, Jr., born May 10, 1980 in Baton Rouge, La.

NORMAN LeJEUNE'S NFL REGULAR SEASON STATISTICS

YEAR TEAM	GP	GS	TACKLES					INTERCEPTIONS					FUMBLES		
			TOT	SOLO	ASST	SK	YDS	NO	YDS	LG	TD	PD	FF	FR	YDS
2005 Miami	5	0	0	0	0	0	0	0	0	0	0	0	0	0	0

ADDITIONAL STATS

Special Teams Tackles: 1 in 2005

LIKE FATHER, LIKE SON

Last year, DT Randy Crowder (1974-76) and LB Channing Crowder (2005) became the third father-son combination to play for the Dolphins in franchise history. They joined the Barbers, which included linebacker Rudy Barber (1968) and fullback Kantroy Barber (1999), and the Grieses, which consisted of Bob (1967-80) and Brian (2003), both quarterbacks. The Crowders were the first father-son tandem to be drafted by the Dolphins, as Randy was taken in the sixth round in 1974 and Channing was selected in the third round in 2005. In addition, there have been two father-son coaching tandems in franchise history, as both Dave Shula (1982-88) and Mike Shula (1991-92, 2000-02) coached under their father, Don.

Cleo Lemon

17 Quarterback

Height/Weight6-2, 215
 Born8/16/79
 CollegeArkansas State '01
 AcquiredT (S.D.), 2005
 Signed Through2006
 NFLThird Season
 DolphinsSecond Season



PRO CAREER

CAREER TRANSACTIONS: Was acquired in a trade from San Diego on October 18, 2005 in exchange for QB A.J. Feeley and a 2006 sixth-round draft choice . . . Originally signed with Baltimore on January 10, 2002 . . . Was waived by the Ravens on August 26, 2002 . . . Was signed by San Diego on April 4, 2003 and then waived by the Chargers on August 31, 2003 . . . Was signed to San Diego's practice squad on September 2, 2003 and spent the entire '03 season there . . . Was re-signed by San Diego on January 12, 2004.

2005 – Was designated as the third quarterback for each of his six games with the Chargers and 11 contests with the Dolphins . . . In preseason with the Chargers, completed 34 of 49 passes (69.4%) for 369 yards with three touchdowns, no interceptions and a passer rating of 111.7.

2004 – Was inactive for all 16 regular season games and Wild Card playoff contest with San Diego . . . In preseason, hit on 17 of 27 passes (63.0%) for 178 yards with 0 TDs and one INT.

2003 – Was a member of San Diego's practice squad the entire year . . . In preseason, was 20 of 39 for 267 yards with one TD and a pair of INTs.

FINS FACT

Academic success was always stressed in Cleo's house while he was growing up. His mother is a professor in the business department at Mississippi Valley State University. His father is a teacher and the varsity basketball coach at Cleo's alma mater, Greenwood High School.

COLLEGE

Was a four-year letterman (1997-2000) at Arkansas State . . . In his four seasons, completed 551 of 1,128 passes for 7,706 yards with 48 touchdowns and 33 interceptions . . . Is the school's all-time leader for pass attempts, completions, passing yards and touchdown passes . . . Had his most productive season as a sophomore in 1998 when he completed 183 of 387 passes for 2,721 yards and 14 touchdowns . . . Overall, he is the owner of 16 school records . . . Majored in business management.

PERSONAL

Single . . . Lettered in football and basketball at Greenwood (Miss.) High School . . . Hobbies include golf, basketball, spending time outdoors and reading . . . Born August 16, 1979 in Greenwood, Miss.

CLEO LEMON'S NFL REGULAR SEASON STATISTICS

YEAR	TEAM	GP	GS	ATT.	CMP.	PCT.	YDS		TD	INT.	LG	SK	YDS	
							ATT.						LST	RATE
2004	San Diego	0	0	0	0	—	0	0.0	0	0	—	0	0	—
2005	Miami	0	0	0	0	—	0	0.0	0	0	—	0	0	—
NFL TOTALS		0	0	0	0	—	0	0.0	0	0	—	0	0	—

Olindo Mare

10 Kicker

Height/Weight5-11, 190
 Born6/6/73
 College.....Syracuse '96
 Acquired.....FA, 1997
 Signed Through2009
 NFLTenth Season
 DolphinsTenth Season



PRO CAREER

CAREER TRANSACTIONS: Originally signed with the New York Giants as an undrafted college free agent in 1996 . . . Was waived by the Giants on August 25, 1996 and then signed to the practice squad on August 27, 1996 . . . Signed by the Dolphins as a free agent on February 27, 1997 . . . Was re-signed to a six-year contract through the 2006 season on March 1, 2001 . . . Signed a three-year contract extension through 2009 on March 3, 2004.

FINS FACT

Olindo earned a scholarship to Syracuse after he and his father, Gino, sent out tapes of him kicking the ball on an empty field at light posts.

CAREER PRO BOWL SELECTIONS: 1 (1999)

2005 — Played in all 16 games . . . Led team with 108 points on 25-30 field goals and 33-33 PATs . . . It marked the fifth time in his nine NFL seasons that he reached the 100-point plateau . . . Field goal accuracy mark of .833 represented his best rate since 2001 when he was .905 (19-21) . . . Hit on 11 of his final 12 field goal attempts of the year, covering a six-game span . . . His only miss during this time was from 53 yards away on December 18 against the N.Y. Jets . . . Of his 71 kickoffs on the year, 16 went for touchbacks, the second-highest total in the AFC, trailing only Jacksonville's Josh Scobee, who had 20 . . . The figure also ranked third in the NFL (22 by Arizona's Neil Rackers) . . . Had two tackles and a fumble recovery on special teams and one punt for eight yards . . . Connected on a season-high four field goals on two occasions; at New Orleans (10/30) when he was 4-5 and in finale at New England (1/1/06) when he was 4-4 . . . Had a long of 46 in the Saints game, one of two from 40 yards that day . . . His four field goals tied for the second-highest total of his career, and were his most since December 3, 2000 when he connected from 32, 31, 20 and 26 yards away against Buffalo . . . Accounted for a long of 42 in the Patriots contest, also one of two from longer than 40 yards . . . Missed wide left on a 21-yard attempt at N.Y. Jets (9/18), the shortest miss of his career . . . Came back to account for game-winning field goal the following week vs. Carolina (9/25), when his 32-yarder with four seconds to play provided the margin of victory in a 27-24 decision . . . Accounted for his 200th career field goal during the regular season when he converted a 53-yarder at Tampa Bay (10/16) . . . That field goal not only tied for the second-longest of his career, but it also tied for the fourth-longest ever by a Dolphin in the regular season, and fifth overall, including

playoffs . . . Made good on all three of his attempts in 23-21 win at San Diego (12/11), converting from 29, 39 and 20 yards away . . . Also came up with another key play on special teams when he recovered a Darren Sproles fumble on a kickoff at the Chargers' 24 in the third quarter, leading to an eight-yard TD pass from Gus Frerotte to Chris Chambers three plays later to give the Dolphins a 13-7 lead, one that they would not relinquish. . . .

CAREER FIELD GOALS: In his career, Mare has made good on 219 field goals, the highest total in franchise history . . . He tied the previous club record of 176, formerly held by Pete Stoyanovich, with a 23-yard field goal in the first quarter of a Monday night game against Philadelphia at Pro Player Stadium on December 15, 2003 . . . He broke the mark on a 50-yard field goal with 14 seconds remaining in that game:

MIAMI DOLPHINS ALL-TIME RECORD FOR FIELD GOALS

PLAYER	YEARS	FIELD GOALS
1. OLINDO MARE	1997-05	219
2. Pete Stoyanovich	1989-95	176
3. Garo Yepremian	1970-78	165
4. Uwe von Schamann	1979-84	101
5. Fuad Reveiz	1985-88	53

CAREER POINTS: In his career, Mare has amassed 948 points, the most in franchise history . . . He tied and surpassed Garo Yepremian's previous club record of 830 with a 30-yard field goal in a Monday night game against New England at Pro Player Stadium on December 20, 2004:

MIAMI DOLPHINS ALL-TIME RECORD FOR POINTS

PLAYER	YEARS	TDs	FGs	PATs	POINTS
1. OLINDO MARE	1997-05	0	219	291	948
2. Garo Yepremian	1970-78	0	165	335	830
3. Pete Stoyanovich	1989-95	0	178	252	774
4. Uwe von Schamann	1979-84	0	101	237	540
5. Mark Clayton	1983-92	82	0	0	492

FIELD GOAL FREQUENCY: In his career, Mare has kicked four or more field goals in a game 11 times, and the Dolphins are 9-2 in those games . . . He has accounted for three or more field goals in a game 31 times during the regular season and 32 occasions overall, including playoffs, and the Dolphins are 26-5 in such games in the regular season and 27-5 including playoffs . . .

FIELD GOAL ACCURACY: In his career, Mare now has connected on 219 of his 267 field goal attempts . . . This percentage of .820 ranks fifth in NFL history among kickers with at least 100+ career regular season field goals made . . . Mare's 42-yard field goal (his second FG of the game) on October 23, 2000 at the N.Y. Jets was his 100th career field goal made, officially qualifying him to be ranked among the NFL's all-time field goal accuracy leaders:

NFL'S ALL-TIME FIELD GOAL ACCURACY LEADERS

PLAYER	TEAM(S)	YEARS	FG	FGA	PCT.
1. Mike Vanderjagt*	Indianapolis	1998-05	217	248	.875
2. Phil Dawson*	Cleveland	1999-05	135	161	.839
3. Matt Stover*	Cleve., Baltimore	1991-05	380	457	.832
4. Jeff Wilkins*	Phil., S.F., St. Louis	1994-05	251	306	.8203
5. OLINDO MARE*	MIAMI	1997-05	219	267	.8202
6. David Akers*	Wash., Philadelphia	1998-05	155	189	.8201
7. Adam Vinatieri*	New England	1996-05	263	321	.819
8. Ryan Longwell*	Green Bay	1997-05	226	277	.816
9. John Carney*	T.B., Rams, S.D., N.O.	1988-05	390	480	.813
10. Jason Hanson*	Detroit	1992-05	327	404	.809

* - active player

In addition, Mare's success rate of .820 is the best career accuracy mark in Dolphins history (minimum 50 attempts):

MIAMI DOLPHINS ALL-TIME LEADERS IN FIELD GOAL ACCURACY

PLAYER	YEARS	FG	FGA	PCT.
1. OLINDO MARE	1997-05	219	267	.820
2. Pete Stoyanovich	1989-95	176	222	.793
3. Fuad Reveiz	1985-88	53	72	.736
4. Garo Yepremian	1970-78	165	242	.682
5. Uwe von Schamann	1979-84	101	149	.678

GAME WINNING KICKS: In his career, Mare is 11 of 15 in potential game-winning situations in the fourth quarter or overtime . . . He first missed on a 54-yard attempt at Jacksonville on October 12, 1998, with the score tied at 21 apiece with 2:44 remaining, in a contest that the Jaguars would go on to win, 28-21 . . . He missed twice on October 19, 2003 against New England, on a pair of 35 yarders, including once at the end of regulation and once in overtime . . . In the Patriots game, his 35-yard attempt with 1:52 left in regulation and the score tied at 13 apiece was blocked . . . He then missed wide right on a 35-yard try in overtime . . . He also missed a 48-yard attempt with 2:34 left in a game against Baltimore on November 16, 2003, when the score was tied at 6-6, although he would kick a 43-yard field goal in overtime to give the Dolphins a 9-6 win . . . Overall in his career in the fourth quarter, he has kicked 14 field goals that either tied the game (in a win) or gave the Dolphins their final lead:

OLINDO MARE'S GAME-TYING OR WINNING FOURTH QUARTER OR OVERTIME KICKS

DATE	OPPONENT	SITUATION	LENGTH OF FIELD GOAL	W/L	FINAL SCORE
9/7/97	Tennessee	Tied 13-13 with 12:45 left in overtime	29 yards	W	16-13 (OT)
10/5/97	Kansas City	Tied at 14-14 with 5:40 left in regulation	26 yards	W	17-14
12/7/97	Detroit	Tied at 30-30 with :04 left in regulation	42 yards	W	33-30
10/25/98	New England	Miami trailing 9-6 with :49 left in regulation	25 yards		
		Tied at 9-9 with 10:24 left in overtime	43 yards	W	12-9 (OT)
12/5/99	Indianapolis	Miami trailing 34-31 with :36 left in regulation	32 yards	L	34-37
12/19/99	San Diego	Miami trailing 9-6 with 6:06 left in regulation	30 yards		
		Tied at 9-9 with 3:22 left in regulation	31 yards	W	12-9
12/24/00	at New England	Tied at 24-24 with :09 left in regulation	49 yards	W	27-24
11/25/01	at Buffalo	Miami trailing 27-24 with 1:11 left in regulation	39 yards	W	34-27
11/13/02	at Denver	Miami trailing 22-21 with 0:06 left in regulation	53 yards	W	24-22
11/16/03	Baltimore	Tied 6-6 with 8:48 left in overtime	43 yards	W	9-6 (OT)
12/28/03	N.Y. Jets	Miami trailing 21-20 with 0:03 left in regulation	22 yards	W	23-21
12/26/04	Cleveland	Tied 7-7 with 0:07 left in regulation	51 yards	W	10-7
9/25/05	Carolina	Tied 24-24 with 0:04 left in regulation	32 yards	W	27-24

LONG FIELD GOALS: Mare has connected on 14 field goals of 50 yards or longer, including 13 in the regular season and one in the playoffs . . . His regular season total is one shy of Pete Stoyanovich for the most by a Dolphin in the regular season . . . In 2003, Mare connected on four field goals of 50 yards or longer, the most in his career and the most ever by a Dolphin, surpassing the previous mark of three established by Garo Yepremian (1972), Stoyanovich (1991, 1992) and Mare (1999) . . . In fact, nine of his career 13 field goals of 50 yards or longer have come over the last four seasons:

DOLPHINS KICKERS WITH FIELD GOALS OF 50 YARDS OR LONGER

PLAYER	DATE	OPPONENT	DISTANCE
Pete Stoyanovich	November 12, 1989	at New York Jets	59
	January 5, 1991	Kansas City	58*
	September 27, 1992	at Seattle	53
	September 29, 1991	at New York Jets	53
	October 28, 1990	at Indianapolis	53
	October 10, 1993	at Cleveland	52
	November 22, 1992	Houston	52
	September 22, 1991	Green Bay	52
	October 8, 1995	Indianapolis	51
	January 17, 1993	Buffalo	51*
	September 23, 1990	at New York Giants	51
	November 16, 1992	Buffalo	50
	December 9, 1991	Cincinnati	50
	December 27, 1993	at San Diego	50
	October 30, 1994	at New England	50
	December 17, 1995	at Buffalo	50
OLINDO MARE	OCTOBER 24, 1999	PHILADELPHIA	54
	OCTOBER 17, 1999	AT NEW ENGLAND	53
	SEPTEMBER 22, 2002	N.Y. JETS	53
	OCTOBER 13, 2002	AT DENVER	53
	NOVEMBER 16, 2003	BALTIMORE	52
	SEPTEMBER 19, 1999	ARIZONA	51
	OCTOBER 12, 2003	AT N.Y. GIANTS	51
	NOVEMBER 23, 2003	WASHINGTON	51
	DECEMBER 26, 2004	CLEVELAND	51
	DECEMBER 22, 1997	NEW ENGLAND	50
	JANUARY 9, 2000	AT SEATTLE	50*
	DECEMBER 15, 2003	PHILADELPHIA	50
	NOVEMBER 28, 2004	AT SAN FRANCISCO	50
	OCTOBER 16, 2005	AT TAMPA BAY	53
Garo Yepremian	October 22, 1972	Buffalo	54
	September 16, 1973	San Francisco	53
	December 5, 1976	Buffalo	53
	October 1, 1972	at Minnesota	51
	December 16, 1972	Baltimore	50
Uwe von Schamann	October 21, 1979	at New England	53
	November 13, 1983	at New England	52
	September 4, 1983	at Buffalo	50
Fuad Reveiz	November 16, 1986	at Buffalo	52
	January 4, 1986	Cleveland	51*

* Playoff game

In addition, Mare's 54-yard field goal on October 24, 1999 vs. Philadelphia is tied for the second-longest regular season field goal in Dolphins history (tied for third longest overall, including playoffs), and along with his 53-yard field goals on October 17, 1999 at New England, September

22, 2002 vs. N.Y. Jets, October 13, 2002 at Denver and October 16, 2005 at Tampa Bay, Mare's five longest field goals of his career now all rank among the 14 longest in franchise history:

LONGEST FIELD GOALS IN DOLPHINS HISTORY

PLAYER	DATE	OPPONENT	DISTANCE
1. Pete Stoyanovich	11/12/89	at N.Y. Jets	59
2. Pete Stoyanovich	1/5/91	vs. Kansas City*	58
3. Garo Yepremian	10/22/72	vs. Buffalo	54
OLINDO MARE	10/24/99	VS. PHILADELPHIA	54
5. OLINDO MARE	10/17/99	AT NEW ENGLAND	53
OLINDO MARE	9/22/02	N.Y. JETS	53
OLINDO MARE	10/13/02	AT DENVER	53
OLINDO MARE	10/16/05	AT TAMPA BAY	53
Six other times			53

* Playoff game

TOUCHBACKS: Since the advent of the K-Ball in 1999, Mare has accumulated 102 touchbacks, the most in the NFL over this seven-year stretch:

MOST TOUCHBACKS IN THE NFL OVER THE LAST SEVEN SEASONS

(1999-2005)

PLAYER	TEAM	TOUCHBACKS
1. OLINDO MARE	MIAMI	102
2. Wade Richey	S.F., S.D., Baltimore	85
3. Sebastian Janikowski	Oakland	78
4. Jason Hanson	Detroit	70
5. Jeff Wilkins	St. Louis	68

Overall in his nine NFL seasons, Mare has accounted for 135 touchbacks, a figure which also is the most in the NFL over the past nine seasons (1997-2005):

MOST TOUCHBACKS IN THE NFL SINCE 1997

PLAYER	TEAM	TOUCHBACKS
1. OLINDO MARE	MIAMI	135
2. Jason Hanson	Detroit	115
3. Wade Richey	S.F., S.D., Baltimore	112
4. Jeff Wilkins	St. Louis	103
5. John Hall	N.Y. Jets, Washington	101

2004 – Played in 11 games . . . Was inactive for four games and dressed but did not play in one other . . . Led team in scoring by amassing 54 points on 12-16 FGs and 18-18 PATs . . . Sat out game at New England (10/10) with a calf injury, snapping a string of 116 consecutive contests in which he had played . . . Was inactive for the four games following that before returning for contest at Seattle (11/21) . . . Despite missing five games, tied for third in the AFC and seventh in the NFL with 11 touchbacks on kickoffs . . . Average field goal made of 39.1 yards was the highest of his NFL career . . . Contributed two tackles on kickoff coverage . . . Had a season-high three field goals (3 atts.) vs. N.Y. Jets (10/3) . . . Was wide left on a 22-yard attempt at San Francisco (11/28), the shortest miss of his NFL career to that point . . . In game vs. Cleveland (12/26), connected on a 51-yard field goal with seven seconds remaining to give the Dolphins a 10-7 win in a Sunday night contest, the tenth fourth-quarter game-winning kick of his career . . . Connected on five of his last six field goal attempts of the season.

2003 – Played in all 16 regular season games . . . Connected on 22 of 29 field goals and 33 of 34 PATs for a team-high 99 points, a total that ranked sixth in the AFC . . . Of his 74 kickoffs on the year, 24 went for touchbacks, the highest total in the NFL . . . Dolphins led the NFL as their opponents' average drive start off kickoffs was the 25.0 . . . Hit four field goals of 50 yards or longer, the most of his NFL career and the most-ever by a Dolphin in the regular season . . . Including playoffs, Mare also had four 50+-yard field goals in 1999 while Pete Stoyanovich had four in 1992 . . .

GAME HIGHLIGHTS: Hit on all three of his field goals, including a long of 48, as he amassed a season-high 11 points in win at N.Y. Giants (10/5) ... Accounted for all nine points in the Dolphins' 9-6 overtime win over Baltimore (11/16) ... His 52-yarder, which was his longest of the season, was the fifth-longest of his career to that point ... His 43-yarder with 8:48 left in the overtime period provided the margin in the victory ... It was the eighth fourth-quarter or overtime game-winning kick in his career ... Lone field goal the following week vs. Washington (11/23) was a 51-yarder as the Dolphins recorded a 24-23 victory ... It marked just the second time in his career that he posted field goals of 50 yards or longer in consecutive weeks, with the first coming in 1999 (53 yards at New England, 10/17; 54 yards vs. Philadelphia, 10/24) ... On Thanksgiving Day at Dallas (11/27), had a PAT blocked by Flozell Adams, the fifth missed PAT of his career and his first since October 6, 2002, snapping his string of 50 straight successful PATs ... Connected on both field goal attempts in Monday night game vs. Philadelphia (12/15) ... First one, from 27 yards in the second quarter, was the 176th of his career, tying him with Pete Stoyanovich for the most field goals in Dolphins history ... His 50-yarder, which occurred with 14 seconds remaining in the game, established a new club record ... Was three of four on field goals in finale vs. N.Y. Jets (12/28) ... His 22-yarder with three seconds to play in the game was his second fourth quarter or overtime game-winning kick of the season and the ninth of his career ...

TOUCHBACKS: Mare accumulated 24 touchbacks in 2003, the most in the NFL ... This is the highest total by an NFL kicker since the advent of the K-Ball in 1999 ... He now owns two of the seven highest single-season touchback figures in the league over the seven-year stretch:

HIGHEST SINGLE-SEASON TOUCHBACK TOTALS IN THE NFL SINCE 1999

PLAYER	TEAM	YEAR	TOUCHBACKS
1. OLINDO MARE	MIAMI	2003	24
2. Neil Rackers	Arizona	2004	23
3. Steve Lindsey	Jacksonville	1999	22
Sebastian Janikowski	Oakland	2002	22
Neil Rackers	Arizona	2005	22
6. OLINDO MARE	MIAMI	1999	20
Josh Scobee	Jacksonville	2005	20

2002 – Played in all 16 regular season games ... Connected on 24 of 31 field goals and 42 of 43 PATs for a team-high 114 points, a total that ranked sixth in the AFC ... Marked the fourth time in his six NFL seasons that he surpassed the 100-point plateau ... Of his 84 kickoffs on the year, 12 went for touchbacks, the third-highest total in the AFC and fourth in the NFL ... Dolphins were second in the AFC and in the NFL as their opponents' average drive start was the 27.3 ... Hit a pair of 50+ yard field goals on the year, the second-highest total of his career to that point ... Added six tackles on kickoff coverage during the course of the year ...

GAME HIGHLIGHTS: Posted a career-best seven PATs in 49-21 opening-day victory over Detroit (9/8) ... That figure also tied a Dolphins record for most PATs in a game, along with the seven extra points kicked by Garo Yepremian on November 12, 1972 vs. New England, Yepremian again on November 24, 1977 at St. Louis, and Pete Stoyanovich on September 3, 1995 vs. the N.Y. Jets ... Established a season-high with three field goals among four attempts in 30-3 win over N.Y. Jets (9/22) ... This included a 53-yard field goal, tied for the second-longest of his career and tied for the fourth-longest in Dolphins history during the regular season ... Converted all three field goal attempts the following week at Kansas City (9/29), as he made good from 42, 29 and 25 yards out ... Lone missed PAT on the year occurred the following week vs. New England (10/6) ... Only field goal the week afterwards at Denver (10/13) was a 53-yarder with six seconds to play to give the Dolphins a 24-22 victory on a Sunday night ... With Broncos K Jason Elam having converted a 55-yard field goal with 45 seconds to play, giving Denver a 22-21 lead, it marked the first time in NFL history that a kicker from each team accounted for a field goal of 50 yards or longer with less than a minute to play in a game ... For Mare, it was the seventh fourth-quarter game-winning field goal of his career, and it was the longest fourth quarter game winning kick he converted in his career ... Connected on field goals of 42 and 49 yards out in win vs. Baltimore (11/17), marking the first time he kicked two or more field goals of 40 yards or longer in a game since December 24, 2000 at New England when he connected from 47 and 49 yards away.

2001 – Played in all 16 regular season games ... Connected on 19 of 21 field goals and 39 of 40 PATs for a team-high 96 points ... Conversion rate on field goals of .905 was the best in the NFL in 2001 and marked a new Dolphins single-season record ... Of his 73 kickoffs on the

year, 12 went for touchbacks, tied for the second-highest total in the AFC and in the NFL ... Dolphins led the AFC and were fourth in the NFL as their opponents' average drive start was the 26.2 ... Was a first-alternate for the AFC Pro Bowl squad ...

GAME HIGHLIGHTS: Converted each of his first 13 attempts of the season, including a season-best 3 of 3 in 30-10 win vs. New England (10/7) ... Hit field goals from 19, 34 and 27 yards out that day ... Surpassed the 500-point plateau for his career in the Patriots contest and also moved past Mark Clayton (492) into fourth on the Dolphins' all-time points list ... In addition, five of his seven kickoffs went for touchbacks ... Two weeks later at Seattle (10/28), connected on a season-long 46-yard kick ... Tied a season-high by hitting on all three of his field goal attempts in 23-6 win over Carolina (11/4) as he hit from 36, 45 and 29 yards away ... After connecting on a pair of attempts from 31 yards out the following week in win at Indianapolis (11/11), missed wide right on a 42-yard attempt vs. N.Y. Jets (11/18), snapping his string of 13 straight field goals made ... Having been successful on his last two attempts of 2000, Mare's streak of 15 straight field goals was the fourth-longest such streak in club history ... It also ended a string of 21 straight successful field goals at Pro Player Stadium during the regular season, dating back to 1999 ... Converted both field goals at Buffalo (11/25), including a 39-yarder with 1:11 to play in regulation to tie the game at 27 as the Dolphins went on to win, 34-27, on a Jay Fiedler to Chris Chambers 32-yard TD pass just 23 seconds afterward ... It was the ninth time in his career that he kicked a field goal in the fourth quarter that either tied a game the Dolphins went on to win or gave the Dolphins their final lead in a victory ... Missed PAT in 41-6 win vs. Indianapolis (12/10) marked just the third missed extra point of his career in 168 attempts ... Accounted for the Dolphins' only points in a 20-3 First-Round playoff loss to Baltimore (1/13/02) with a 33-yard field goal in the first quarter, which gave Miami a 3-0 lead ...

FIELD GOAL ACCURACY: On the year in 2001, Mare hit on 19 of 21 attempts, a success rate of 90.5% ... That figure eclipsed the Dolphins single-season record that Mare had set each of the previous two years, with an 84.8 percent mark in 1999 (34 of 46) and a 90.3 percent clip in 2000 (28 of 31) ... In addition, his success rate in '01 was the best in the NFL ...

MIAMI DOLPHINS SINGLE-SEASON FIELD GOAL ACCURACY LEADERS

PLAYER	YEAR	FG	FGA	PCT.
1. OLINDO MARE	2001	19	21	.905
2. OLINDO MARE	2000	28	31	.903
3. OLINDO MARE	1999	39	46	.848
4. Pete Stoyanovich	1990	21	25	.840
5. Pete Stoyanovich	1991	31	37	.838

2000 – Converted 28 of 31 field goals and 33 of 34 PATs for a team-leading 117 points ... Point total ranked fourth in the AFC and ninth in the NFL ... 90.3 percent success rate on field goals not only marked a new team single-season standard to that point, but also was third-best in the AFC and fifth in the NFL ... Of his 72 kickoffs, seven went for touchbacks ... Also had three tackles on kickoff coverage ...

SCORING: On December 10 against Tampa Bay at Pro Player Stadium, Mare went over the 100-point plateau for the season, marking the second straight year and third time in his NFL career that he attained this mark ... He also became the first Dolphin to post consecutive 100-point seasons since Pete Stoyanovich had six in a row from 1990-95 ... Garo Yepremian (3, 1971-73) is the only other Dolphin to have three or more 100 point seasons ... Point total in 2000 is tied for the fifth-highest single-season point figure in club history ...

FIELD GOALS: Mare's 28 field goals in 2000 were second in the AFC and tied for fifth in the NFL ... In addition, it tied for the fourth-highest single-season total in Dolphins history ...

CONSECUTIVE FIELD GOALS: After connecting on each of his first 11 attempts of the 2000 season, Mare missed wide left on a 44-yard attempt in the second quarter of a Monday night game at N.Y. Jets (10/23) ... Following that miss, he went on to convert each of his next 16 attempts, ending with a 47-yard attempt that went wide right in the third quarter of the season finale at New England (12/24) ... That streak of 16 straight successful field goals is tied for the second-longest streak in club history, along with Garo Yepremian, trailing only the 19 in a row that Mare made in 1999 ...

2000 POSTSEASON HONORS: Following the season, Mare was an All-Pro selection by USA Today ...

2000 GAME HIGHLIGHTS: Recorded 13 points on 3-4 FGs and 4-4 PATs at N.Y. Jets (10/23) ... Had two field goals of longer than 40 yards (42,44) ... His 42-yarder was the 100th field goal of his career and qualified him among the NFL's all-time leaders in field goal accuracy ... Registered a season-high 15 points on 4-4 FGs and 3-3 PATs at Buffalo (12/3) ... Point

total also tied for the second-highest output of his career . . . Four field goals marked a season-best and tied for the second-highest single-game total of his career, while also tying for the third-highest single-game total in club history . . . Scored nine points on 2-4 FGs and 3-3 PATs in season finale at New England (12/24) . . . Hit first attempt of the game, from 47 yards out, to extend his streak of successful field goals to 16, tied for the second-longest in Dolphins history . . . Streak was snapped when he missed wide right on a 47-yard attempt in the third quarter, just his second miss of the season . . . With the score tied at 24 apiece with nine seconds to play, came on to convert a season-long 49-yarder to give the Dolphins a 27-24 victory and clinch the AFC East title . . . It was his first fourth quarter or overtime game-winning kick of the year and the sixth of his career . . . Hit on 1-2 FGs and 2-2 PATs in the playoffs following the 2000 season . . . Missed a 38-yarder and made good from 38 yards out in First-Round victory vs. Indianapolis (12/30) . . . Did not have an attempt in Divisional contest at Oakland (1/6/01).

1999 — Had the most prolific season of any kicker in Dolphins history . . . Converted 39 of his 46 field goal attempts for a success rate of 84.8 percent, including a long kick of 54 yards . . . His 39 field goals and 84.8% accuracy mark both were team single-season records (accuracy mark now third) . . . Field goal total also represented a new NFL single-season record and were the most in the league in 1999. . . It was the third time that a Dolphin led or shared the NFL lead in field goals . . . Pete Stoyanovich twice tied with Chip Lohmiller for that distinction, with 31 in 1991 and 30 in 1992 . . . Overall on the year, hit on three field goals of 50 yards or longer, currently the second-most of his career . . . Connected on all 27 of his PATs, giving him 144 points for the season, establishing a new club single-season standard in that category as well . . . Point total was second-most in the NFL in 1999, one point shy of Indianapolis' Mike Vanderjagt, who had 145 . . . In addition, 20 of his 84 kickoffs went for touchbacks, the second-most touchbacks in the NFL in 1999, trailing only Jacksonville's Steve Lindsey, who had 22 . . . Also recorded four tackles on special teams and punted once for 36 yards . . .

POINTS: Posted a Dolphins single-season record 144 points, eclipsing the old mark of 124, first set by Pete Stoyanovich in 1992 . . . Mare notched a season-high 21 points on October 17 at New England . . . That total is the third-most in a game in Dolphins history and is the most by a kicker . . . It trails the team-record 24 accounted for by both Paul Warfield (vs. Detroit, 12/15/73) and Mark Ingram (at N.Y. Jets, 11/27/94) . . . In addition, his 144 points currently are tied for the tenth-most by an NFL player in a season without scoring a touchdown:

NFL SINGLE-SEASON SCORING LEADERS WITHOUT A TOUCHDOWN

PLAYER	TEAM	YEAR	POINTS
1. Gary Anderson	Minnesota	1998	164
2. Jeff Wilkins	St. Louis	2003	163
3. Mark Moseley	Washington	1983	161
4. Mike Vanderjagt	Indianapolis	2003	157
5. Chip Lohmiller	Washington	1991	149
6. Jay Feeley	N.Y. Giants	2005	148
7. Jim Turner	N.Y. Jets	1968	145
John Kasay	Carolina	1996	145
Mike Vanderjagt	Indianapolis	1999	145
10. OLINDO MARE	MIAMI	1999	144
Kevin Butler	Chicago	1985	144

Mare now owns three of the seven highest single-season point totals in franchise history:

MIAMI DOLPHINS SINGLE-SEASON SCORING LEADERS

PLAYER	YEAR	POINTS
1. OLINDO MARE	1999	144
2. Pete Stoyanovich	1992	124
3. Pete Stoyanovich	1991	121
4. Pete Stoyanovich	1995	118
5. Garo Yepremian	1971	117
OLINDO MARE	1997	117
OLINDO MARE	2000	117

FIELD GOALS: In 1999, Mare broke the Dolphins and NFL single-season record for field goals with 39 . . . The club record had been held by Pete Stoyanovich, who kicked 31 in 1991 . . . The NFL mark, for which he is now tied for second along with Jeff Wilkins had been held by John Kasay, who booted 37 with Carolina in 1996:

NFL SINGLE-SEASON FIELD GOAL LEADERS

PLAYER	TEAM	YEAR	FIELD GOALS
1. Neil Rackers	Arizona	2005	40
2. OLINDO MARE	MIAMI	1999	39
Jeff Wilkins	St. Louis	2003	39
4. John Kasay	Carolina	1996	37
Mike Vanderjagt	Indianapolis	2003	37
6. Cary Blanchard	Indianapolis	1996	36
Al Del Greco	Tennessee	1998	36
8. Ali Haji-Sheikh	N.Y. Giants	1983	35
Jeff Jaeger	L.A. Raiders	1993	35
Gary Anderson	Minnesota	1998	35
Matt Stover	Baltimore	2000	35
Jay Feeley	N.Y. Giants	2005	35

Mare now owns three of the six highest single-season field goal totals in club history:

MIAMI DOLPHINS SINGLE-SEASON FIELD GOAL LEADERS

PLAYER	YEAR	FIELD GOALS
1. OLINDO MARE	1999	39
2. Pete Stoyanovich	1991	31
3. Pete Stoyanovich	1992	30
Garó Yepremian	1971	28
OLINDO MARE	1997	28
OLINDO MARE	2000	28

Mare's season-high for field goals came in the Dolphins' 31-30 victory at New England on October 17, when he converted all six of his attempts . . . His total of six made in that game is a Dolphins single-game record, surpassing the old mark of five, previously held by Garó Yepremian, who achieved the feat at Buffalo on September 26, 1971 . . . The six field goals are tied for the fourth-most in a game in NFL history:

MOST FIELD GOALS IN A GAME IN NFL HISTORY

PLAYER	TEAM	DATE	OPPONENT	FIELD GOALS
1. Jim Bakken	St. Louis Cardinals	9/24/67	Pittsburgh	7
Rich Karlis	Minnesota	11/5/89 (OT)	L.A. Rams	7
Chris Boniol	Dallas	11/18/96	Green Bay	7
4. OLINDO MARE	MIAMI	10/17/99	AT NEW ENGLAND	6
21 other times				6

In addition, four of his field goals in the Patriots game were from 40 yards or longer, tying the NFL record for the most field goals from that distance in a game in NFL annals, a mark which had last been achieved by Washington's Chip Lohmiller at Dallas on September 9, 1991 . . . The Patriots game was Mare's fourth straight with four or more field goals, setting a new NFL record and breaking the old mark of three, which had been held by Boston's Gino Cappelletti (1964), the Jets' Jim Turner (1968), Houston's Al Del Greco (1993) and Minnesota's Fuad Reveiz (1994) . . .

CONSECUTIVE FIELD GOALS: Starting with Miami's third game of 1999, on October 4 against Buffalo, through the their seventh contest, on October 31 at Oakland, Mare converted a club-record 19 straight field goals, eclipsing the previous team mark of 16, first set by Garó Yepremian in 1978 (games 8-16) . . . Mare's record streak started with a 30-yard field goal in the Bills contest and ended when a 46-yard attempt in the Raiders game missed wide right . . . He tied Yepremian's record of 16 with a 37-yard field goal against Philadelphia on October

24, and set the mark with a 54-yard field goal on his next attempt in the Eagles game . . . Mare also tied the club record for consecutive games with a field goal, when he accounted for a field goal in 20 straight games, starting with the Dolphins' seventh game of 1998, on October 25 against New England, through Miami's tenth game of 1999, on November 21 against New England . . . He tied the record first set by Yepremian, who achieved the feat from 1970-72 . . . Mare's streak ended on Thanksgiving Day at Dallas, on November 25, when he missed all three field goal attempts . . . His streak of 19 straight successful field goals is the longest in Dolphins history, as Mare now owns two of the three longest such streaks in club history:

MOST CONSECUTIVE FIELD GOALS IN DOLPHINS HISTORY

PLAYER	STREAK	GAMES, YEAR
1. OLINDO MARE	19	3-7, 1999
2. Garo Yepremian	16	8-16, 1978
OLINDO MARE	16	8-16, 2000

LONG FIELD GOALS: Including playoffs, Mare converted four field goals of 50 yards or longer in 1999 . . . His four field goals of 50 yards or longer tied for the most ever by a Dolphins kicker from that distance in a season, along with Pete Stoyanovich, who did it in 1992 (Mare subsequently did it again in 2003) . . . Mare's 54-yard field goal on October 24, 1999 against Philadelphia is the longest of his career, is tied for the second-longest by a Dolphin in the regular season and tied for the third-longest overall, including playoffs . . . His 53-yarder the previous week at New England is tied for the second-longest of his career and tied for the fourth-longest by a Dolphin in the regular season, and fifth overall including playoffs . . .

PLAYER OF THE WEEK/MONTH: In 1999, Mare was selected as the AFC Special Teams Player of the Week on two occasions . . . He was cited for his performance in Miami's 31-30 victory over the Patriots in New England on October 17 . . . It was the first NFL weekly honor of his career and it marked the first time a Dolphins kicker had won such an award since Joe Nedney did it in week 16 of the 1996 season . . . He also was selected following Miami's 12-9 victory over San Diego on December 19 when his four field goals accounted for all of the Dolphins' points . . . In addition, Mare was named the AFC Special Teams Player of the Month for October during which time he posted 65 points on 20 of 21 field goals, including a long of 54 . . . During this five-game span, he accounted for at least three field goals in all five contests, including four in three outings . . . He is the first Dolphin ever to win AFC Special Teams Player of the Month honors . . .

POSTSEASON HONORS: Mare was voted to the first Pro Bowl of his career following the 1999 season . . . He joined fellow Dolphins, CB Sam Madison and LB Zach Thomas on the team . . . The three selections marked Miami's most since the 1995 season when the club had four players chosen . . . Mare became the second Dolphins kicker ever to be selected, joining Garo Yepremian, who was a member of the AFC squad in 1978 . . . In addition, he became only the third Dolphins special teams player (now four) to be selected, along with P Reggie Roby, who made the AFC team in 1984 and 1989 . . . Mare was named a first-team All-Pro by the Associated Press, USA Today, The Sporting News, Football Digest, Pro Football Weekly, and College & Pro Football Newsweekly . . . Mare also was named the NFL Alumni Association's Special Teams Player of the Year for 1999 . . .

GAME HIGHLIGHTS - VS. ARIZONA (SEPT. 19): Scored 13 points by converting four of his five field goals and his only PAT . . . Hit on field goals of 39, 51, 48 and 44 yards . . . Missed from 42 yards away . . . His four field goals are tied for the second-highest total of his career and are tied for the third-most ever by a Dolphin in a game . . . The 51-yarder was a career-long at the time and now is the fifth-longest of his career . . . It was the first time in Mare's career that he converted three field goals of 40 yards or longer in a game . . .

VS. BUFFALO (OCT. 4): Notched 12 points as he connected on all four of his field goal attempts, from 30, 44, 26 and 26 yards away . . . The four field goals matched his single-game career-high at the time and now is tied for the second-most of his career and the third-most by a Dolphin . . .

AT INDIANAPOLIS (OCT. 10): Had his third straight game with four or more field goals, tying the NFL record also held by Boston's Gino Cappelletti (1964), the Jets' Jim Turner (1968), Houston's Al Del Greco (1993) and Minnesota's Fuad Reveiz (1994) . . . Hit field goals from 37, 27, 21 and 43 yards out, and accounted for 14 points on the day . . . His 43-yarder with 3:20 to play brought the Dolphins to within six points of the lead at 31-25, as Miami went on for a 34-31 victory . . .

AT NEW ENGLAND (OCT. 17): Posted a career-high 19 points on 6-6 field goals and 1-1 PATs . . . Connected from 20, 33, 45, 45, 41 and 53 yards out . . . His point total is the most-ever by a Dolphins kicker in a game, and is third-most overall, trailing only the 24 points

accounted for by both Paul Warfield (vs. Detroit, 12/15/73) and Mark Ingram (vs. N.Y. Jets, 11/27/94) . . . His six field goals marked a new Dolphins single-game record, surpassing the old standard of five, first set by Garo Yepremian on September 26, 1971 at Buffalo . . . It also tied for the fourth-highest single-game total in NFL history, trailing only the seven accounted for by three different players . . . It was the fourth consecutive contest in which Mare converted four or more field goals, establishing a new NFL record . . . His 53-yard field goal is tied for the second-longest of his career, tied for the fourth-longest in club history during the regular season, and tied for fifth overall, including playoffs . . . In addition, that 53-yard kick came with 2:45 to play and brought the Dolphins to within five points of the lead at 30-25, as they went on for a 31-30 victory . . . It was the first time in Mare's career that he connected on four field goals of 40 yards or longer, and the second time that he hit three or more from that distance . . .

VS. PHILADELPHIA (OCT. 24): Registered ten points on 3-3 field goals, as he made good from 37, 37 and 54 yards out . . . His final field goal in that game was a career-long 54-yarder, tying for the second-longest in Dolphins history during the regular season, and tied for third overall, including playoffs . . . In addition, it was the second-longest field goal in the NFL in 1999, trailing only a 55-yarder by Denver's Jason Elam . . . The 54-yarder also was his 17th consecutive successful field goal, establishing a new Dolphins record previously held by Garo Yepremian, who connected on 16 straight in 1978 (games 8-16) . . .

AT OAKLAND (OCT. 31): Scored ten points by hitting on 3-4 field goals and 1-1 PATs . . . Field goals came from 21, 34 and 44 yards away . . . Missed wide right on his third attempt of the game, a 46-yarder, snapping a string of 19 straight successful field goals, a new Dolphins record . . .

VS. NEW ENGLAND (NOV. 21): Converted both field goal attempts (19 and 23 yards) and all three PATs . . . It marked the 20th straight game dating back to 1998 that Mare had accounted for a field goal, tying Garo Yepremian's club record . . .

VS. INDIANAPOLIS (DEC. 5): Posted ten points on 2-2 field goals and 4-4 PATs . . . His second field goal in the game, a 32-yarder with 36 seconds to play, was his 31st of the season, tying Pete Stoyanovich's club single-season record that Stoyanovich had set in 1991 . . . The field goal also tied the game at 34-34, although the Colts went on for a 37-34 victory with a field goal on the last play of regulation . . .

AT N.Y. JETS (DEC. 12): Recorded eight points on 2-2 field goals and 2-2 PATs . . . Connected on field goals of 24 and 33 yards out . . . His first field goal of the game, a 24-yarder with 2:48 to play in the first quarter, was his 32nd of the season, breaking Pete Stoyanovich's club single-season field goal record of 31, which Stoyanovich had set in 1991 . . .

VS. SAN DIEGO (DEC. 19): Amassed 12 points on 4-4 field goals, as he hit from 32, 21, 30 and 31 yards out . . . His 30-yard field goal with 6:06 remaining in the game tied the contest at 9-9, while his 31-yarder with 3:22 left provided the Dolphins with the winning margin in a 12-9 victory . . . It was Mare's first game-winning kick of the season and the fifth of his career . . . The 31-yarder also was his 37th field goal of the year, tying the NFL single-season record for field goals, which was first set by Carolina's John Kasay in 1996 . . . Mare's first field goal of the game, a 32-yarder in the first quarter, gave him 124 points on the season, tying Pete Stoyanovich's club record for most in a season (1992) . . . His second field goal of the game, a 21-yarder in the second quarter, broke Stoyanovich's record . . .

VS. N.Y. JETS (DEC. 27): Was 1-2 on field goals and 4-4 PATs, for a total of seven points . . . His 37-yard field goal was his 38th of the season, eclipsing John Kasay's NFL single-season record of 37 that Kasay set in 1996 . . .

PLAYOFFS: Appeared in both playoff games following the 1999 season . . . Registered nine points on 2-2 field goals and 3-3 PATs . . . Both field goals came in First-Round victory at Seattle (1/9), from 32 and 50 yards out . . . Two field goals are tied for the third-most ever by a Dolphin in a playoff game . . . The 50-yard field goal is the fourth-longest in Dolphins postseason history and was the longest by a Dolphin in the playoffs since Pete Stoyanovich hit a 51-yarder in the AFC Championship game on January 17, 1993 against Buffalo.

1998 – Played in all 16 regular season games and both playoff contests . . . Turned in an excellent sophomore season by converting 33 of his 34 PATs and 22 of his 27 field goals, including a long kick of 48 . . . Led the Dolphins and tied for tenth in the AFC in scoring with 99 points . . . Also punted three times for a 38.3-yard average with a long of 43 on the year . . . Accounted for two successful outside kicks on the season . . . Went through a stretch of seven games (7-13) where he connected on 14 consecutive field goals . . . On the year, 13 of his 72 kickoffs went for touchbacks, placing him in a tie for third in the AFC for touchbacks . . . Also registered four special teams tackles during the course of the season . . .

GAME HIGHLIGHTS: Punted three times for 115 yards, a 38.3-yard average, with a long of 43 in Monday night game at Jacksonville after punter Klaus Wilmsmeyer sustained a right groin strain . . . Hit on all four of his field goal attempts vs. New England (10/25) . . . Those four

field goals started a string in which he converted 14 consecutive field goals . . . In fact, accounted for all 12 of Miami's points in the club's 12-9 overtime victory . . . First field goal in that game was from 48 yards out, his longest of the season . . . Connected on a 25-yarder with 49 seconds left in regulation, tying the game at nine and sending it into overtime . . . Hit a 43-yard field goal 4:36 into the overtime period to give the Dolphins the 12-9 victory . . . It marked the fourth game-winning field goal of his career and his second in overtime . . . Connected on two of four field goals at Oakland (12/6) . . . Hit his first attempt of the game, a 25-yarder with 3:36 to play in the first quarter, extending his consecutive field goal streak to 14, two shy of Garo Yepremian's club record of 16 straight, which was established in 1978 . . . Missed wide right on a 46-yard attempt in the second quarter to end the streak at 14 . . . Had a successful onside kick in games vs. N.Y. Jets (12/13) and at Atlanta (12/27) . . . Appeared in both playoff games following the 1998 season . . . Connected on his only PAT and four of his five field goal attempts with a long of 40 . . . In First-Round victory over Buffalo (1/2/99), posted ten points on 1-1 PATs and 3-4 FGs . . . Three successful field goals tied a Dolphins single-game playoff record also held by Uwe von Schamann, who kicked three field goals in Super Bowl XIX against San Francisco on January 20, 1985 . . . In the Bills game, he hit from 31, 40 and 23 yards out, while his miss was from 28 yards.

1997 – Played in all 16 games as a first-year player . . . Led the Dolphins in scoring with 117 points . . . Was 28 of 36 on field goal attempts and 33 of 33 on PATs . . . On the year, 21 of his 78 kickoffs went for touchbacks, the second-most touchbacks by a kicker in the AFC and tied for fourth in the NFL . . . Strong leg on kickoffs helped the Dolphins achieve a 23.9 for their opponents' average drive start following kickoffs, tied for first in the AFC and sixth in the NFL . . . Point total tied for fourth in the AFC and was tied for the fourth-highest single season scoring total ever by a Dolphin to that point . . . Mare's point total was the most ever by a Dolphins rookie or first-year player . . . In addition, Mare's 28 field goals was the highest single-season total for a rookie or first-year player in club history, surpassing the former mark of 22, achieved by Fuad Reveiz in 1985 . . . Mare's 28 field goals tied with Garo Yepremian (1971) for the third-highest single-season total in franchise history to that point:

DOLPHINS KICKING RECORDS FOR ROOKIES OR FIRST-YEAR PLAYERS

MOST POINTS

PLAYER	YEAR	POINTS
1. OLINDO MARE	1997	117
2. Fuad Reveiz	1985	116
3. Uwe von Schamann	1979	99
4. Pete Stoyanovich	1989	95
5. Joe Nedney	1996	89

MOST FIELD GOALS

PLAYER	YEAR	FGs
1. OLINDO MARE	1997	28
2. Fuad Reveiz	1985	22
3. Uwe von Schamann	1979	21
4. Pete Stoyanovich	1989	19
5. Joe Nedney	1996	18

GAME HIGHLIGHTS: Made his NFL debut in season opener vs. Indianapolis (8/31) and scored ten points, going three of three in field goals and hitting on his only PAT . . . Field goals were from 23, 34 and 19 yards out . . . Was called upon for punting duties after John Kidd sustained a right hamstring injury after his first punt of the game . . . Came on and punted five times for a 47.0-yard average with a long of 53 . . . Two of his punts were downed inside the five yard line . . . It marked the first time that a non-punter punted for the Dolphins since September 14, 1992 against Cleveland, when Pete Stoyanovich punted twice for 90 yards, replacing an injured Reggie Roby (knee) . . . The following week against Tennessee, scored ten points on three of four field goals, making good from 23, 22 and 29 yards out, and missing from 25 yards . . . Converted his only PAT . . . 29-yard field goal came with 2:15 elapsed in overtime to give the Dolphins a 16-13 victory . . . Was four of four in field goals, converting from 24, 31, 22 and 34 yards at Green Bay (9/14) . . . Four field goals marked the most ever by a Dolphins rookie or first-year player, and tied with eight others for the second-most overall at the time . . . Was one of two in field goals and hit both PATs vs. Kansas City (10/5) . . . Lone field goal was a 26-yarder with 5:40 remaining in the game to break a 14-14 tie, as the Dolphins held on for the 17-14 triumph . . . Converted only field goal attempt - from 25 yards away - and was three of three in PATs in Miami's 27-24 loss at New England (11/23) . . . Dolphins almost came back from a 27-3 third-quarter deficit in part due to a pair of successful onside kicks by Mare in the fourth quarter . . . Had another onside kick that was recovered by the Dolphins, but it was nullified due to a penalty . . . Tied his season-high with four field goals vs. Detroit (12/7), converting from 19, 33, 21 and 42 yards . . . Point total of 15 in that game was a season-best . . . 42-yard kick as time expired snapped a 30-30 tie and gave the Dolphins a 33-30 victory before an ESPN Sunday night national audience . . . In season finale vs. New England (12/22), made good from

50 and 41 yards, while missing from 51 yards . . . Marked the first 50-yard field goal of his career, and the only time in 1997 he hit on two field goals of 40 yards or longer . . . Was the first time a Dolphin had kicked a field goal of 50 yards or longer since December 17, 1995, when Pete Stoyanovich kicked a 50-yarder at Buffalo . . . It also was the third-longest field goal by a Dolphins rookie or first-year player, surpassed only by Stoyanovich's 59-yard field goal on November 12, 1989 at the N.Y. Jets and Uwe von Schamann's 53-yard field goal on October 21, 1979 at New England . . . Converted on his only field goal attempt - from 38 yards out - in First-Round Playoff loss at New England (12/28) . . . Did not attempt any PATs.

1996 – Spent his entire rookie season as a member of the New York Giants' practice squad . . . Signed with New York as an undrafted rookie free agent on May 2 . . . Was waived on August 25 and signed to the practice squad on August 27.

COLLEGE

Played his final two years at Syracuse (1994-95) after attending MacMurray College in Jacksonville, Ill. and Valencia Community College in Orlando, Fla. where he did not play football . . . In his two years at SU, hit on 15 of 24 field goals and 52 of 53 PATs . . . Was a second-team All-Big East choice as a senior for the Orange . . . Led the conference in scoring with 74 points and had 84.5 percent of his kickoffs travel into the end zone with 67.2 percent going for touchbacks . . . Converted 12-17 field goals including a long of 50, and 38-39 PATs . . . As a junior, 74 percent of his kickoffs went into the end zone, while 54 percent were not returned . . . Majored in speech communications.

PERSONAL

Married to Sandy, with son, Hayden Olindo (11/25/02), and daughter, Kayla (3/15/05) . . . Family resides in Davie, Fla. . . Attended Cooper City (Fla.) High School, minutes away from the Dolphins Training Facility . . . Lettered in football and soccer . . . Has participated in events benefiting the Cystic Fibrosis Foundation . . . Has assisted in building houses for Habitat for Humanity . . . In 2001, donated \$100 per successful field goal totaling \$1,900 to the American Red Cross in support of the efforts following September 11, 2001 . . . Has also donated time and money to the Cystic Fibrosis Foundation . . . In addition, has done work with the Humane Society of Broward County . . . In fact, family has three dogs; a boxer, Tyson, a shepherd, Roscoe, and a mut, Feliz, who they got from the Humane Society . . . Kicking shoe from his 1999 record-setting season and football representing record-breaking field goal are both on display at the Pro Football Hall of Fame in Canton, Ohio . . . Was one of the Dolphins' representatives at the Cadillac NFL Golf Classic for three straight years (2000-02), and advanced to the final round twice . . . Also has participated in several Celebrity Pro Tour events . . . In 2000, he was honored with Florida Community College Distinguished Alumni Award . . . Full name is Olindo Franco Mare, born June 6, 1973 in Hollywood, Fla.

OLINDO MARE'S NFL REGULAR SEASON STATISTICS

YEAR	TEAM	GP	FGM	FGA	PCT.	LG	XP	XPA	PCT.	BLK	PTS
1997	Miami	16	28	36	77.8	50	33	33	100.0	0	117
1998	Miami	16	22	27	81.5	48	33	34	97.1	0	99
1999	Miami	16	39	46	84.8	54	27	27	100.0	1	144
2000	Miami	16	28	31	90.3	49	33	34	97.1	0	117
2001	Miami	16	19	21	90.5	46	39	40	97.5	0	96
2002	Miami	16	24	31	77.4	53	42	43	97.7	0	114
2003	Miami	16	22	29	75.9	52	33	34	97.1	1	99
2004	Miami	11	12	16	75.0	51	18	18	100.0	0	54
2005	Miami	16	25	30	83.3	53	33	33	100.0	0	108
NFL TOTALS		139	219	267	82.0	54	291	296	98.3	2	948

OLINDO MARE'S NFL PLAYOFF STATISTICS

YEAR	TEAM	GP	FGM	FGA	PCT.	LG	XP	XPA	PCT.	BLK	PTS
1997	Miami	1	1	1	100.0	38	0	0	-	0	3
1998	Miami	2	4	5	80.0	40	1	1	100.0	0	13
1999	Miami	2	2	2	100.0	50	3	3	100.0	0	9
2000	Miami	2	1	2	50.0	38	2	2	100.0	0	5
2001	Miami	1	1	1	100.0	33	0	0	-	0	3
PLAYOFF TOTALS		8	9	11	81.8	50	6	6	100.0	0	33

ADDITIONAL STATS

Special Teams Tackles: 1 in 1997, 4 in 1998, 4 in 1999, 3 in 2000, 6 in 2002, 3 in 2003, 2 in 2004, 2 in 2005 for total of 25

Punting: 5 for 235 yards, 47.0 avg., long 53, 2 IN20, 0 TBs in 1997, 3 for 115 yards, 38.3 avg., long 43, 1 IN20, 1 TB in 1998, 1 for 36 yards in 1999, 1 for 8 yards in 2005 for total of 10 for 394 yards, 39.4 avg., long 53, 3 IN20, 1 TB

FIELD-GOAL ACCURACY

YEAR	TEAM	1-19	PCT.	20-29	PCT.	30-39	PCT.	40-49	PCT.	50+	PCT.
1997	Miami	2/2	100.0	14/15	93.3	8/10	80.0	3/6	50.0	1/3	33.3
1998	Miami	0/0	-	12/13	92.3	5/5	100.0	5/7	71.4	0/2	0.0
1999	Miami	1/1	100.0	9/9	100.0	17/17	100.0	9/14	64.3	3/5	60.0
2000	Miami	0/0	-	7/8	87.5	9/10	90.0	12/13	92.3	0/0	-
2001	Miami	1/1	100.0	8/8	100.0	8/8	100.0	2/4	50.0	0/0	-
2002	Miami	0/0	-	13/14	92.9	2/3	.667	7/11	63.6	2/3	66.7
2003	Miami	0/0	-	9/9	100.0	3/6	50.0	6/8	75.0	4/6	66.7
2004	Miami	0/0	-	1/2	50.0	6/7	85.7	3/4	75.0	2/3	66.7
2005	Miami	0/0	-	9/10	90.0	9/12	75.0	6/6	100.0	1/2	50.0
NFL TOTALS		4/4	100.0	82/88	93.2	67/78	85.9	53/73	72.6	13/24	54.2
PLAYOFF TOTALS		0/0	-	2/3	66.7	5/6	83.3	1/1	100.0	1/1	100.0

KICKING SURFACES

YEAR	TEAM	HOME (GRASS)	HOME PCT.	AWAY TOTAL	AWAY PCT.	AWAY GRASS	AWAY TURF	TOTALS ALL GAMES
1997	Miami	17/20	.850	11/16	.688	8/10	3/6	28/36
1998	Miami	13/14	.929	9/13	.692	5/8	4/5	22/27
1999	Miami	21/24	.875	18/22	.818	11/12	7/10	39/46
2000	Miami	13/13	1.000	15/18	.833	7/10	8/8	28/31
2001	Miami	9/11	.818	10/10	1.000	4/4	6/6	19/21
2002	Miami	16/20	.800	8/11	.727	7/9	1/2	24/31
2003	Miami	13/19	.684	9/10	.900	2/3	7/7	22/29
2004	Miami	7/8	.875	5/8	.625	2/3	3/5	12/16
2005	Miami	11/13	.846	14/17	.824	14/16	0/1	25/30
NFL TOTALS		120/142	.845	99/125	.792	60/75	39/50	219/267
PLAYOFF TOTALS		5/7	.714	4/4	1.000	2/2	2/2	9/11

(Bold indicates FG Made)

1997 KICKING

Indianapolis, 8/31 (23, 34, 19); Tennessee, 9/7 (25, 23, 22, 29); at Green Bay, 9/14 (24, 31, 22, 34); at Tampa Bay, 9/21 (47); Kansas City, 10/5 (41, 26); at N.Y. Jets, 10/12 (23, 30); at Baltimore, 10/19 (23); Chicago, 10/27 (0 att.); at Buffalo, 11/2 (32, 27, 35); N.Y. Jets, 11/9 (21); Buffalo, 11/17 (37, 30, 35); at New England, 11/23 (25); at Oakland, 11/30 (28, 42, 44); Detroit, 12/7 (19, 33, 21, 42); at Indianapolis, 12/14 (50); New England, 12/22 (50, 41, 51). **PLAYOFFS:** at New England, 12/28 (38).

1998 KICKING

at Indianapolis, 9/6 (21, 51); Buffalo, 9/13 (33, 27); Pittsburgh, 9/20 (0 att); at N.Y. Jets, 10/4 (46); at Jacksonville, 10/12 (54); St. Louis, 10/18 (0 att); New England, 10/25 (48, 38, 25, 43); at Buffalo, 11/1 (38); Indianapolis, 11/8 (21, 23); at Carolina, 11/15 (22, 22); at New England, 11/23 (21); New Orleans, 11/29 (27, 32, 34); at Oakland, 12/6 (25, 46, 43, 47); N.Y. Jets, 12/13 (24); Denver, 12/21 (28, 42); at Atlanta, 12/27 (26). **PLAYOFFS:** Buffalo, 1/2/99 (31, 40, 26, 23); at Denver, 1/9/99 (22).

1999 KICKING

at Denver, 9/13 (37); Arizona, 9/19 (39,51,48,44,42); Buffalo, 10/4 (30,44,26,26); at Indianapolis, 10/10 (37,27,21,43); at New England, 10/17 (20,33,45,45,41,53); Philadelphia, 10/24 (37,37,54); at Oakland, 10/31 (21,34,46,44); Tennessee, 11/7 (43,46); at Buffalo, 11/14 (30); New England, 11/21 (19,23); at Dallas, 11/25 (52,47,47); Indianapolis, 12/5 (31,32); at N.Y. Jets, 12/12 (24,33); San Diego, 12/19 (32,21,30,31); N.Y. Jets, 12/27 (54,37); at Washington, 1/2/00 (39). PLAYOFFS: at Seattle, 1/9/00 (32,50); at Jacksonville, 1/15/00 (0 att.).

2000 KICKING

Seattle, 9/3 (48, 25, 30); at Minnesota, 9/10 (0 att.); Baltimore, 9/17 (42,41); New England, 9/24 (43); at Cincinnati, 10/1 (40); Buffalo, 10/8 (30,33); at N.Y. Jets, 10/23 (28,42,36,44); Green Bay, 10/29 (0 att.); at Detroit, 11/5 (40,38,41); at San Diego, 11/12 (35); N.Y. Jets, 11/19 (47); at Indianapolis, 11/26 (28); Buffalo, 12/3 (32,31,20,26); Tampa Bay, 12/10 (35,23); Indianapolis, 12/17 (25,31); at New England, 12/24 (47,47,28,49). PLAYOFFS: Indianapolis, 12/30 (38,38); at Oakland, 1/6/01 (0 att.).

2001 KICKING

at Tennessee, 9/9 (37); Oakland, 9/23 (27); at St. Louis, 9/30 (26); New England, 10/7 (19,34,27); at N.Y. Jets, 10/14 (26); at Seattle, 10/28 (46); Carolina, 11/4 (36,45,29); at Indianapolis, 11/11 (31,31); N.Y. Jets, 11/18 (42); at Buffalo, 11/25 (25,39); Denver, 12/2 (0); Indianapolis, 12/10 (0); at San Francisco, 12/16 (0); at New England, 12/22 (36,36); Atlanta, 12/30 (0); Buffalo, 1/6 (22,49,20). PLAYOFFS: Baltimore, 1/13 (33).

2002 KICKING

Detroit, 9/8 (0); at Indianapolis, 9/15 (28); N.Y. Jets, 9/22 (53,25,31,29); at Kansas City, 9/29 (42,29,25); New England, 10/6 (45,40,33); at Denver, 10/13 (48,53); Buffalo, 10/20 (42); Green Bay, 11/4 (46); at N.Y. Jets, 11/10 (28); Baltimore, 11/17 (42,49); San Diego, 11/24 (20,38,54,23); at Buffalo, 12/1 (0); Chicago, 12/9 (23,29); Oakland, 12/15 (25,27,40,41); at Minnesota, 12/21 (25); at New England, 12/29 (47,28).

2003 KICKING

Houston, 9/7 (0); at N.Y. Jets, 9/14 (0); Buffalo, 9/21 (51,26,44); at N.Y. Giants, 10/5 (43,43,48); at Jacksonville, 10/12 (51); New England, 10/19 (23,34,35,35); at San Diego, 10/27 (44,36); vs. Indianapolis, 11/2 (23); at Tennessee, 11/9 (0); vs. Baltimore, 11/16 (23,52,48,43); vs. Washington, 11/23 (51); at Dallas, 11/27 (33,42); at New England, 12/7 (0); vs. Philadelphia, 12/15 (27,50); at Buffalo, 12/21 (28,30); vs. N.Y. Jets, 12/28 (23,43,53,22).

2004 KICKING

Tennessee, 9/11 (46); at Cincinnati, 9/19 (43,47); Pittsburgh, 9/26 (34); N.Y. Jets, 10/3 (36,37,23); at New England, 10/10 (DNP); at Buffalo, 10/17 (INAC); vs. St. Louis, 10/24 (INAC); at N.Y. Jets, 11/1 (INAC); Arizona, 11/7 (INAC); at Seattle, 11/21 (34,39); at San Francisco, 11/28 (22,50); Buffalo, 12/5 (47); at Denver, 12/12 (32); New England, 12/20 (30); Cleveland, 12/26 (51); at Baltimore, 1/2 (53).

2005 KICKING

Denver, 9/11 (29,44); at N.Y. Jets, 9/18 (21); Carolina, 9/25 (27,32); at Buffalo, 10/9 (0); at Tampa Bay, 10/16 (47,53); Kansas City, 10/21 (33,23); at New Orleans, 10/30 (37,36,41,46,36); Atlanta, 11/6 (28); New England, 11/13 (31,36); at Cleveland, 11/20 (0); at Oakland, 11/27 (38,27); Buffalo, 12/4 (23); at San Diego, 12/11 (29,39,30); N.Y. Jets, 12/18 (53,32); Tennessee, 12/24 (25); at New England, 1/1 (36,38,41,42).

SINGLE-GAME HIGHS

Most Field Goals Made:

- 6 at New England, 10/17/99
- 4 at Green Bay, 9/14/97
- 4 vs. Detroit, 12/7/97
- 4 vs. New England (OT), 10/25/98
- 4 vs. Arizona, 9/19/99
- 4 vs. Buffalo, 10/4/99
- 4 at Indianapolis, 10/10/99
- 4 vs. San Diego, 12/19/99
- 4 at Buffalo, 12/3/00
- 4 at New Orleans, 10/30/05
- 4 at New England, 1/1/06

Most Field Goal Attempts:

- 6 at New England, 10/17/99
- 5 vs. Arizona, 9/19/99
- 5 at New Orleans, 10/30/05
- 4 19 times (last: at New England, 1/1/06)


Longest Field Goals Made:	54	vs. Philadelphia, 10/24/99
	53	at New England, 10/17/99
	53	vs. N.Y. Jets, 9/22/02
	53	at Denver, 10/13/02
	53	at Tampa Bay, 10/16/05
Longest Field Goal Attempts:	54	at Jacksonville, 10/12/98
	54	vs. Philadelphia, 10/24/99
	54	vs. N.Y. Jets, 12/27/99
	54	vs. San Diego, 11/24/02
	53	at New England, 10/17/99
Most PATs Made:	53	vs. N.Y. Jets, 9/22/02
	53	at Denver, 10/13/02
	53	at Tampa Bay, 10/16/05
	53	vs. N.Y. Jets, 12/18/05
	7	vs. Detroit, 9/8/02
Most PAT Attempts:	5	at Denver, 9/13/99
	5	vs. Indianapolis, 12/10/01
	4	14 times (last: at Oakland. 11/27/05)
	7	vs. Detroit, 9/8/02
	6	vs. Indianapolis, 12/10/01
Most Points:	5	at Denver, 9/13/99
	5	at Dallas, 11/27/03
	4	12 times (last: at Oakland. 11/27/05)
	19	at New England, 10/17/99
	15	vs. Detroit, 12/7/97
	15	at Buffalo, 12/13/00
	14	at Indianapolis, 10/10/99
	14	at New England, 1/1/06

*Playoff Game

Damion McIntosh

77 Tackle

Height/Weight6-4, 320
 Born3/25/77
 CollegeKansas State '00
 Acquired.....FA, 2006
 Signed Through2006
 NFLSeventh Season
 DolphinsThird Season



PRO CAREER

CAREER TRANSACTIONS: Was released by Miami on March 1, 2006 and then re-signed to a one-year contract on April 4, 2006 . . . Was a third-round draft choice (83rd overall) by San Diego in 2000 . . . Signed to a six-year contract by the Dolphins as an unrestricted free agent from the Chargers on March 16, 2004.

FINS FACT

Damion was born in Kingston, Jamaica and lived there until his family moved to Florida when he was four years old. Nevertheless, he still returns to the island every offseason to visit family and friends that still reside there, including his grandparents.

2005 – Started all 16 games for the Dolphins at left tackle, the first time in his six NFL seasons that he opened every contest . . . Part of a line that yielded just 26 sacks, the fourth-lowest total in the NFL, and led a running game that averaged 118.6 yards an outing and 4.3 yards per rush attempt, which ranked seventh and fourth in the AFC, respectively.

2004 – Began training camp on the Active/Physically Unable to Perform list following offseason ankle surgery . . . Was activated on August 26 . . . Returned to start at left tackle in preseason finale at New Orleans (9/3) . . . Went on to start all 14 regular season games in which he played at left tackle . . . Was inactive for each of the first two games of the year . . . Made Dolphins debut, in a starting role at left tackle, in week three game vs. Pittsburgh (9/26) . . . Held on to the spot for the remainder of the year . . . Over the final 14 games of the year, missed just two of 927 offensive plays.

2003 – Started all 13 games in which he played at left tackle for the Chargers . . . Was inactive for three contests . . . Part of a line that paved the way for running back LaDainian Tomlinson to amass 1,645 rushing yards, the third-highest total in the NFL, and a 5.3-yard average per attempt . . . The line allowed only 29 sacks on the year, the sixth-lowest total in the NFL . . . Opened the first 12 games of the year before sustaining an ankle injury vs. Kansas City (11/30) . . . Was inactive for the next two contests before returning to the starting lineup at Pittsburgh (12/21) . . . Left the Steelers game in the third quarter after re-aggravating the ankle injury and was inactive for season finale vs. Oakland (12/28).

2002 – Started all ten games in which he played at left tackle . . . Was inactive for six games . . . Part of a line that led the way for running back LaDainian Tomlinson, who finished second in the NFL with 1,683 yards rushing, including a 4.5-yard average per attempt . . . The unit also surrendered just 24 sacks on the season, tied for the fifth-lowest total in the league . . . Sustained a high ankle sprain vs. N.Y. Jets (11/3) and was inactive each of the next three weeks . . . Returned to start at left tackle vs. Denver (12/1) . . . Opened at that spot each of the next two weeks before re-aggravating the injury, causing him to be inactive each of the final three games.

2001 – Started 14 of the 15 games in which he played at left tackle . . . Dressed but did not play in one contest . . . Member of a unit which helped rookie running back LaDainian Tomlinson rush for 1,236 yards and ten touchdowns . . . The group also permitted only 27 sacks, tied for the fifth-lowest figure in the NFL . . . Opened each of the first 14 contests of the season . . . Was inactive at Kansas City (12/23) with the flu . . . Played in a reserve role in finale vs. Seattle (12/30).

2000 – Played in three games during his rookie season all on special teams . . . Was inactive for the first 13 games of the year before making his NFL debut vs. Baltimore (12/10).

COLLEGE

Played both offensive and defensive tackle during his four-year career at Kansas State (1996-99) . . . Overall, appeared in 44 games, including 31 starts . . . Totaled 105 tackles, 20 stops for loss, 7.5 sacks, three fumble recoveries and a pair of forced fumbles in his career . . . Only played offensive tackle on a full-time basis his senior season of 1999 when he started at left tackle in 11 of the 12 contests in which he took part . . . Was a second-team All-Big 12 Conference selection as a defensive tackle his junior year when he started all 12 contests and recorded 51 tackles, ten stops for loss, a sack and three fumble recoveries . . . Also saw action at offensive tackle in four contests . . . Was an honorable mention all-conference pick as a sophomore when he started eight of the 11 games that he played and posted 34 tackles, six stops for loss, 4.5 sacks and two forced fumbles . . . Started season-opener that year at left offensive tackle before moving to the defensive side where he started the final seven games . . . Appeared in nine games in a reserve role at defensive tackle as a redshirt freshman in 1996 . . . Graduated with a degree in social science.

PERSONAL

Was an all-state, all county and all conference selection at McArthur High School in Hollywood, Fla . . . Helped the Mustangs to the district title as a senior . . . Also lettered in wrestling and

baseball . . . Was born in Kingston, Jamaica before his family moved to Florida when he was four years old . . . Has participated in the Dolphins annual charity fishing tournament which benefits the Miami Dolphins Foundation, in addition to the club's annual turkey giveaway . . . Worked with kids from the Boys and Girls Club of Broward County at the Dolphins Junior Angler Clinic . . . Full name is Damion Alexis McIntosh, born March 25, 1977.


DAMION McINTOSH'S NFL REGULAR SEASON STATISTICS

GAMES/STARTS: 2000: 3/0, 2001: 15/14, 2002: 10/10, 2003: 13/13, (Miami) 2004: 14/14, 2005: 16/16 **NFL TOTALS:** 71/67 **MIAMI TOTALS:** 30/30

Seth McKinney

68 Center/Guard

Height/Weight6-3, 310
Born6/12/79
CollegeTexas A&M '02
AcquiredD3, 2002
Signed Through2007
NFLFifth Season
DolphinsFifth Season



PRO CAREER

FINS FACT

CAREER TRANSACTIONS: Was a third-round draft choice (90th overall) of the Dolphins in 2002 . . . Was the team's top pick that year as they were without selections in each of the first two rounds . . . Was re-signed to a two-year contract on March 23, 2006.

Seth's father, Mike, was the Health and Human Services Commissioner for the state of Texas under former Governor and now President George W. Bush, and then served as the Chief of Staff for current Texas Governor Rick Perry.

2005 – Started each of the first 13 games at center . . . Sustained a lower leg injury at San Diego (12/11) and was placed on injured reserve on December 14 and spent the final three games of the year there . . . Underwent surgery on December 17 to stabilize the proximal tibio-fibular joint in his lower right leg . . . The surgery was performed by Dr. George Caldwell at Broward General Medical Center in Ft. Lauderdale . . . Prior to the injury, had taken part in every offensive snap over the course of the year . . . Part of a line that yielded just 26 sacks, the fourth-lowest total in the NFL, and led a running game that averaged 118.6 yards an outing and 4.3 yards per rush attempt, which ranked seventh and fourth in the AFC, respectively.

2004 – Opened all 16 games in which he played at center in his first season as a full-time starter . . . Was the only member of the offensive line to start all 16 games in '04 . . . In fact, took part in all 1,062 offensive snaps over the course of the season.

2003 – Played in all 16 contests, starting three of them . . . Opened two games at center and another at left guard . . . Dolphins were 3-0 in games that he started . . . Opened at center in place of the injured Tim Ruddy (knee) at N.Y. Giants (10/5) as the Dolphins racked up 134 yards rushing on 30 attempts (4.5 avg.) in a 23-10 victory . . . Started again at center in place of Ruddy (knee) vs. Baltimore (11/16) as the Dolphins accumulated 141 yards rushing and did not allow a sack in a 9-6 overtime win . . . Started the following week vs. Washington (11/23) at left guard for an injured Jamie Nails (ankle) . . . The Dolphins produced 317 yards of total offense, while rushing for 144 yards on 32 carries (4.5 avg.) in the 24-23 triumph.

2002 – Played in all 16 games in his rookie season, starting two of them . . . Majority of action over first 14 contests came in short-yardage and goal-line situations, and on special teams . . . Made first start of NFL career at Minnesota (12/21) when he opened at left guard in place of Jamie Nails, who sustained a torn left Achilles' tendon the previous week vs. Oakland (12/15) . . . Also started at that spot in season finale at New England (12/29) as Nails was placed on injured reserve.

COLLEGE

Four-year starter for the Aggies (1998-2001) . . . Including bowl games, started 50 consecutive contests in his career, becoming just the fifth center in NCAA I-A history to start every game in a career . . . Opened all 12 matchups as a senior and was a consensus All-Big 12 Conference selection . . . Also was an Academic All-Big 12 Conference choice . . . Was a finalist for the Rimington Award, given to the nation's top center . . . Was voted as the team's Offensive MVP, as he did not allow a quarterback sack or pressure the entire season . . . Was a first-team All-Big 12 pick as a junior, while also being selected as the school's Scholar Athlete of the Year . . . Started all 14 games as a redshirt freshman in 1998 and earned Freshman All-America honors from The Sporting News . . . Redshirted in 1997 . . . Holds B.S. and Master's degrees in Management Information Systems.

PERSONAL

Married to Paige with two daughters, Kate Elizabeth (12/16/02) and Abigail Ann (2/16/05) . . . Wife gave birth to first child the Monday prior to Seth's first NFL start, at Minnesota (12/21/02) . . . Brother, Steve, played along the offensive line at Texas A&M from 1994-97, was a fourth-round draft choice of Indianapolis in 1998, and now is in his fifth season with Houston . . . Was a first-team All-Central Texas and Associated Press All-State pick at Westlake High School in Austin . . . Played offensive tackle on a unit that featured current New Orleans Saints quarterback Drew Brees . . . Also lettered in basketball, baseball and track . . . Was a state qualifier in the shot put . . . Has assisted in building houses for Habitat for Humanity . . . Also has participated in the Dolphins' annual charity fishing tournament, which benefits the Miami Dolphins Foundation while also working with kids from the Boys and Girls Club of Broward County at the Dolphins Junior Angler Clinic . . . Has donated time and money to buy toys during the holidays for children who are part of "Big Mama's Team of Life" . . . Hobbies include hunting, fishing and spending time with his family . . . Full name is Seth Alan McKinney, born June 12, 1979 in Buffalo, Texas.

SETH MCKINNEY'S NFL REGULAR SEASON STATISTICS

GAMES/STARTS: 2002: 16/2, 2003: 16/3, 2004: 16/16, 2005: 13/13

NFL TOTALS: 61/34

ADDITIONAL STATS

Miscellaneous Tackles: 2 in 2003, 1 in 2004 for total of 3

ALTERNATIVE JERSEY



In a 24-23 win over Washington on November 23, 2003 at Pro Player Stadium, the Dolphins donned orange jerseys for the first time in franchise history. In fact, it marked the first occasion that they have worn a jersey color other than white or aqua. In 2004, they boosted their record in orange jerseys to 2-0 when they defeated the New England Patriots, 29-28, on December 20 at Pro Player Stadium, in a Monday night game.

Randy McMichael

81 Tight End

Height/Weight 6-3, 255
 Born 6/28/79
 College Georgia '02
 Acquired D4, 2002
 Signed Through 2009
 NFL Fifth Season
 Dolphins Fifth Season



PRO CAREER

CAREER TRANSACTIONS: Was a fourth-round draft choice (114th overall) of the Dolphins in 2002, with a pick obtained from New Orleans in the Ricky Williams trade, as the teams swapped fourth-round selections . . . It marked the highest the Dolphins had ever selected a tight end since they tabbed Ferrell Edmunds in the third round (73rd overall) of the 1988 draft . . . Signed a four-year contract extension through the 2009 season on October 7, 2005.

2005 — Started all 16 games for the fourth straight year to open his career . . . Enters 2006 having opened 64 consecutive contests . . . Caught 60 passes for 582 yards and five touchdowns . . . Reception total and five receiving scores ranked second on the squad . . . Yardage figure was third . . . All three figures placed him fourth among AFC tight ends . . . Reception figure was the second-highest single-season total by a Dolphins tight end, while his five receiving scores tied for fourth and marked a personal single-season best . . . Led the team in receptions on six occasions and in receiving yardage once . . . Had a touchdown reception in each of the first four games of the season, the only player in the NFL to achieve this feat in 2005 . . .

ALL-TIME AMONG DOLPHINS TIGHT ENDS: McMichael's 60 catches in 2005 represent the second-highest single-season figure ever by a Dolphins tight end, trailing only his 73 receptions from 2004 . . . His five receiving scores in 2005 tied for the fourth-highest total by a Dolphins tight end and were the most since Keith Jackson hauled in seven scores in 1994:

FINS FACT

Being a competitive person, Randy found another way to satisfy his competitive drive last offseason — baseball. Not playing, but coaching a 10-12-year-old baseball team in the Cooper City (Fla.) Little League. Although he did not have a son playing for the team, he agreed to coach the team because of his love for sports and the satisfaction he gets out of working with kids. "It's unbelievable to watch the kids grow," Randy says. Being a coach for the first time in his life also taught him one thing, "Coaches are always right," he proclaims.

DOLPHINS SINGLE-SEASON RECEIVING LEADERS AMONG TIGHT ENDS

RECEPTIONS			RECEIVING YARDS			RECEIVING TOUCHDOWNS		
PLAYER	YEAR	REC.	PLAYER	YEAR	YDS.	PLAYER	YEAR	TDs
R. McMICHAEL	2004	73	R. McMICHAEL	2004	791	Keith Jackson	1994	7
R. McMICHAEL	2005	60	Keith Jackson	1994	673	Jim Mandich	1974	6
Keith Jackson	1994	59	Keith Jackson	1993	613	Keith Jackson	1993	6
Bruce Hardy	1986	54	R. McMICHAEL	2003	598	R. McMICHAEL	2005	5
R. McMICHAEL	2003	49	Keith Jackson	1992	594	4 other times by 3 players		

After four seasons, McMichael already has vaulted himself into at least the top five all-time among Dolphins tight ends in each of the three major receiving categories . . . In fact, he is the club's all-time leader among tight ends in receiving yards, and is second in receptions, trailing Bruce Hardy by just 35 catches:

MIAMI DOLPHINS CAREER RECEIVING LEADERS AMONG TIGHT ENDS

RECEPTIONS			RECEIVING YARDS			RECEIVING TOUCHDOWNS		
PLAYER	YRS.	REC.	PLAYER	YRS.	YDS.	PLAYER	YRS.	TDs
Bruce Hardy	1978-89	256	R. McMICHAEL	2002-05	2456	Bruce Hardy	1978-89	25
R. McMICHAEL	2002-05	221	Bruce Hardy	1978-89	2455	Jim Mandich	1970-77	23
Keith Jackson	1992-94	146	Keith Jackson	1992-94	1880	Keith Jackson	1992-94	18
Troy Drayton	1996-99	127	Ferrell Edmunds	1988-92	1612	Dan Johnson	1983-87	16
Jim Mandich	1970-77	121	Troy Drayton	1996-99	1511	R. McMICHAEL	2002-05	15

GAME HIGHLIGHTS: Hauled in a team-high six passes, totaling 55 yards, in opener vs. Denver (9/11) . . . Had a two-yard TD reception from Gus Frerotte in the third quarter, giving the Dolphins a 13-3 lead . . . The following week at N.Y. Jets (9/18), topped team in both receptions and receiving yards with eight for 77, marking a season-high for catches . . . The eight catches also tied for the fourth-highest total of his career . . . Included in his performance that day was a four-yard TD catch from Frerotte for the Dolphins' lone touchdown in a 17-7 loss . . . Lone reception vs. Carolina (9/25) was an 18-yard scoring grab from Frerotte which gave the Dolphins a 14-3 lead as they went on for a 27-24 victory over the Panthers . . . Accounted for a TD reception in his fourth straight game to open the season at Buffalo (10/9) with his 30-yard scoring catch from Frerotte . . . He became the first Dolphin to record a touchdown catch in four consecutive contests since Oronde Gadsden had a touchdown catch in each of the last three games of 1999 and the first game of 2000 . . . He was the first Dolphin to have a touchdown catch in four straight games in the same season since Mark Clayton had one in each of the final four games of 1988 . . . He also became just the second Dolphin to have a touchdown catch in each of the first four games of a season, joining Mark Duper, who accomplished the feat in 1984 . . . In addition, with tight end Will Heller hauling in a one-yard touchdown pass in the Bills contest, it marked the first time two Dolphin tight ends had a touchdown reception in the same game since November 17, 1997 vs. Buffalo when Troy Drayton and Ed Perry each had a TD catch . . . Totaled seven receptions for a season-high 81 yards vs. New England (11/13) . . . Was held without a catch for the only time in 2005 at Cleveland (11/20), snapping his string of 30 straight games with a reception . . . Set a personal single-season high for touchdown receptions at Oakland (11/27) when he had a 25-yard TD reception from Frerotte, providing the Dolphins a 23-14 lead in a game they went on to win, 33-21 . . . In season finale at New England (1/1/06), caught five passes for 35 yards and surpassed Bruce Hardy as the Dolphins' all-time receiving yardage leader among tight ends.

2004 – Started all 16 games, one of only two Dolphins offensive players to open every game in 2004 (C Seth McKinney) . . . Put together the most prolific receiving season of any tight end in Dolphins history . . . Led the team with 73 receptions, while his 791 receiving yards ranked second, trailing only Chris Chambers, who registered 898 yards . . . Also scored four touchdowns on the season . . . Had a two-point conversion to his credit . . . Had five receptions for 25 yards or longer on the season, tied with Marty Booker for second on the squad, trailing only Chambers, who had six . . . Overall, led the Dolphins in receptions eight times and in receiving yards on seven occasions over the course of the season . . . Reception total ranked 13th in the AFC . . . Tied for fourth in the AFC with 24 third-down receptions . . . His 73 receptions and 791 receiving yards both represent single-season standards for a Dolphins tight end, as he surpassed the previous marks set by Keith Jackson in 1994 (59-673) . . . Was first-alternate for the AFC Pro Bowl squad . . .

AMONG AFC TIGHT ENDS: McMichael also placed among the AFC leaders in both receptions and receiving yards . . . In fact, his figures in both categories ranked third among AFC tight ends:

2004 NFL RECEIVING LEADERS AMONG TIGHT ENDS

RECEPTIONS			RECEIVING YARDS		
PLAYER	TEAM	NO.	PLAYER	TEAM	YDs
1. Tony Gonzalez	Kansas City	102	1. Tony Gonzalez	Kansas City	1258
2. Jason Witten	Dallas	87	2. Jason Witten	Dallas	980
3. Eric Johnson	San Francisco	82	3. Antonio Gates	San Diego	964
4. Antonio Gates	San Diego	81	4. Eric Johnson	San Francisco	825
5. RANDY McMICHAEL	MIAMI	73	5. RANDY McMICHAEL	MIAMI	791

GAME HIGHLIGHTS: In season opener vs. Tennessee (9/11) hauled in eight passes for 79 yards, including a 15-yard TD catch from A.J. Feeley for the team's only score that game . . . The eight receptions tied a career-high at the time and is now second . . . The following week at Cincinnati (9/19), hauled in six passes for a season-high 93 yards . . . Had four catches for 78 yards vs. St. Louis (10/24), including a 42-yard TD catch from Jay Fiedler in the second quarter to put the Dolphins ahead 14-7 as they went on for their first win of the season, 31-14 . . . Accounted for the first two-point conversion of his career when he took in a pass from Feeley vs. Arizona (11/7) . . . Established new personal single-season bests for both receptions and yards with four catches for 28 yards at San Francisco (11/28) . . . Also had a 15-yard TD catch in the final period to spearhead a 17-point fourth quarter as the Dolphins went on for a 24-17 win over the 49ers . . . Had five catches for 62 yards at Denver (12/12) as he surpassed Keith Jackson as the Dolphins' single-season leader for receiving yards among tight ends . . . Recorded four catches for 29 yards in Monday night game vs. New England (12/20), as he moved past Jackson as the club's single-season leader for receptions among tight ends . . . Set a new career-high with nine receptions, totaling 59 yards, vs. Cleveland (12/26) . . . The nine receptions also marked a new single-game best for a Dolphins tight end, surpassing the old mark of eight, which McMichael had set twice previously, and which also had been set by Larry Seiple (at Buffalo, 11/16/69) and Jackson (at San Diego, 1/8/95 in Divisional Playoff game).

2003 – Emerged as one of the top receiving tight ends in the league in his second NFL season . . . Started all 16 games and finished with 49 receptions for 598 yards and two touchdowns . . . Added another touchdown on a fumble recovery . . . Ranked third on the team in receptions and second in receiving yards . . . Led or shared the team-lead in receiving four times during the course of the season . . . Topped team in receiving yards on five occasions . . . Of his 49 receptions, five went for 25 yards or longer, second-most on the team, trailing only Chris Chambers (8) . . . Had a reception in all but one game . . . Ranked fourth among AFC tight ends in both receptions and receiving yards . . .

GAME HIGHLIGHTS: At Jacksonville (10/12), caught two passes for 27 yards and returned an Obafemi Ayanbadejo fumble two yards for a touchdown . . . Had his most productive game of the season and one of the top receiving days ever by a Dolphins tight end vs. New England (10/19) when he caught eight passes for 102 yards . . . His eight receptions tied a team record for a tight end at the time, achieved three times previously, most recently by Keith Jackson who did it in a Divisional Playoff game on January 8, 1995 at San Diego . . . His yardage total tied for the third-most ever by a Dolphins tight end in the regular season, and fourth overall including playoffs . . . He became the first tight end in team history to record a 100-yard receiving game since Jackson amassed 109 yards and two scores on eight catches in that playoff game against the Chargers . . . He became the first to do it in the regular season since Ferrell Edmunds had two receptions for 117 yards on November 27, 1988 at the N.Y. Jets . . . It is one of only six 100-yard receiving games by a Dolphins tight end during the regular season, and the seventh overall, including playoffs . . . Led team with six receptions for 88 yards, including a career-long 46-yard catch from Brian Griese, vs. Indianapolis (11/2).

2002 – Started all 16 games in his rookie season. . . Caught 39 passes for 485 yards and four touchdowns . . . Four receiving scores led the team while reception and yardage figures both were third . . . Became the first Dolphins rookie tight end ever to open every regular season contest . . . Reception total marked the most by a Dolphins tight end since 1997 when Troy Drayton had 39 catches . . . Yardage total was the most by a Dolphins tight end since Drayton had 558 yards in 1997 . . . Four touchdowns were the most by a Dolphins tight end since 1997 when Drayton also had four touchdowns . . . Four touchdown catches were the third-highest figure by a Dolphins rookie at any position, and the most by a tight end, surpassing Ferrell Edmunds, who had three in 1988 . . . Had a reception in 15 of 16 games . . . Of his 39 catches, five went for 25 yards or longer, third-most on the team, trailing only James McKnight (9) and Chris Chambers (7) . . .

AMONG DOLPHINS ROOKIES: McMichael hauled in four touchdown passes in 2002, the third-most ever by a Dolphins rookie, and the most by a rookie tight end . . .

MOST TOUCHDOWN CATCHES BY A DOLPHINS ROOKIE

PLAYER	POSITION	YEAR	TDs
1. Chris Chambers	Wide Receiver	2001	7
2. Andre Brown	Wide Receiver	1989	5
3. RANDY McMICHAEL	TIGHT END	2002	4
4. Four different players, last by RB Terry Kirby in '93			3

AMONG ROOKIE AND NFL TIGHT ENDS: Although he was the eighth tight end taken in the 2002 draft, McMichael's receiving totals ranked second among all NFL rookie tight ends in 2002, trailing only the Giants' Jeremy Shockey, the 14th overall pick in the draft:

TOP TIGHT ENDS SELECTED IN 2002 NFL DRAFT

PLAYER	TEAM	ROUND		OVERALL		REC.	YDS.	AVG.	LG	TD
		DRAFTED	PICK	PICK	PICK					
Jeremy Shockey	N.Y. Giants	1	14	74	894	12.1	30	2		
Daniel Graham	New England	1	21	15	150	10.0	31	1		
Jerramy Stevens	Seattle	1	28	26	252	9.7	29	3		
Doug Jolley	Oakland	2	55	32	409	12.8	33	2		
Matt Schobel	Cincinnati	3	67	27	212	7.9	20t	2		
Chris Baker	N.Y. Jets	3	88	2	14	7.0	10	0		
Justin Peelle	San Diego	4	103	3	15	5.0	10	0		
RANDY McMICHAEL MIAMI		4	114	39	485	12.4	45	4		

McMichael's touchdown total was the most of any rookie tight end in the league in '02 . . . His yardage total was sixth among all AFC tight ends and eighth among NFL tight ends:

NFL'S RECEIVING YARDAGE LEADERS AMONG TIGHT ENDS IN 2002

PLAYER	TEAM	YDS.	REC.	AVG.	LG	TD
1. Jeremy Shockey*	N.Y. Giants	894	74	12.1	30	2
2. Todd Heap	Baltimore	836	68	12.3	43	6
3. Tony Gonzalez	Kansas City	773	63	12.3	42t	7
4. Shannon Sharpe	Denver	686	61	11.2	82t	3
5. Billy Miller	Houston	613	51	12.0	42	3
6. Stephen Alexander	San Diego	510	45	11.3	32	1
7. Itula Mili	Seattle	508	43	11.8	49	2
8. RANDY McMICHAEL* MIAMI		460	36	12.8	45	4

*Indicates rookie

GAME HIGHLIGHTS: Made NFL debut in a starting role vs. Detroit (9/8) . . . Tied for team-lead with four receptions, totaling 73 yards, which led the club that day . . . Also scored his first NFL touchdown when he hauled in a Jay Fiedler pass from 16 yards out in the second quarter . . . Long reception went for 24 yards as he averaged 18.3 yards per catch, his best figure in the six games that he had three or more receptions . . . His output marked the most receiving yards by a Dolphins tight end since Troy Drayton had 80 yards on four receptions on October 5, 1997 against Kansas City at Pro Player Stadium . . . Became the first Dolphins tight end to have a reception in his NFL debut since Charles Henry had two catches for 17 yards on September 1, 1991 in the opener that year at Buffalo . . . Touchdown reception represented the first time that a Dolphins tight end scored a touchdown in his NFL debut . . . Became the first Dolphins tight end to lead the team in receiving yards since Drayton had 50 yards on two receptions on November 2, 1997 at Buffalo . . . For his efforts, was named the Pepsi NFL Rookie of the Week in a vote of fans on NFL.com . . . Against N.Y. Jets (9/22), led team in receiving for second time in three weeks with season-high totals of five receptions for 79 yards, including a long of 36 yards, his second-longest catch of the year . . . Also had a 10-yard touchdown reception from Jay Fiedler in the first quarter . . . His output marked the most receptions by a Dolphins tight end since Jed Weaver had five catches on December 24, 2000 at New England . . . For his performance, was named the Pepsi NFL Rookie of the Week in a vote of fans on NFL.com . . . Led team with a season-high five receptions, totaling 62 yards, at Denver (10/13) . . . Had a long catch of 26 yards . . . Had a key 17-yard reception on the Dolphins' final drive of the game which help set up Olindo Mare's 53-yard field goal with six seconds to play to give Miami a 24-22 victory . . . Tied for team-lead with three receptions, totaling 35 yards, including a four-yard TD catch from Ray Lucas vs. Buffalo (10/20) . . . It marked McMichael's fourth touchdown reception of the season, establishing the Dolphins' single-season record for a rookie tight end, first set by Ferrell Edmunds who had three in 1988 . . . Caught two passes for 50 yards, including a season-long reception of 45 yards from Ray Lucas, vs. Baltimore (11/17).

COLLEGE

Three-year letterman (1999-2001) at Georgia . . . Started 21 of the 33 games in which he played during his career and caught 90 passes for 1,213 yards and five touchdowns . . . Finished ranked ninth in school annals for career receiving yards . . . Was a first-team All-Southeastern Conference selection by the Associated Press and SEC coaches in his final year of 2001 when he started nine of the ten games in which he appeared and had 24 receptions for 281 yards and a TD . . . Turned in his most productive season as a redshirt freshman in 1999 when he caught 34 passes for 357 yards and three touchdowns . . . Was a first-team Freshman All-America pick by The Sporting News and the SEC coaches . . . Followed that up by hauling in 32 passes for 475 yards and a score in 2000 when he was an honorable mention all-conference selection . . . Missed all of 1998 with a knee injury . . . Sat out all but one game in 1997 with a thumb injury . . . Earned B.S. in family and consumer science.

PERSONAL

Married to Cawanna . . . Has a daughter, Sierra, and two sons, Isaiah and Shawn . . . Named to the Atlanta Journal-Constitution's Top 50 in the state of Georgia at Peach County High School in Fort Valley . . . Was voted the team's best offensive lineman as a senior . . . Also lettered in basketball and track during his prep career . . . Worked with a mentor program while in college . . . Has assisted in building houses for Habitat for Humanity . . . Recently started the Randy McMichael Foundation, which was established to promote programs that enhance the quality of life for young people and assist in the recreational and educational development of youth in the South Florida and Middle Georgia communities . . . Enjoys shopping in spare time, especially for shoes . . . Lists "House Party" as favorite movie, "Martin" as favorite television show, "On My Honor" as favorite book, Pastor as favorite recording artists and Shannon Sharpe as favorite athlete . . . Full name is Randy Montez McMichael, born June 28, 1979 in Griffin, Ga.

RANDY McMICHAEL'S NFL REGULAR SEASON STATISTICS

YEAR	TEAM	GP	GS	RECEIVING					RUSHING				
				NO.	YDS.	AVG.	LG	TD	ATT.	YDS.	AVG.	LG	TD
2002	Miami	16	16	39	485	12.4	45	4	1	8	8.0	8	0
2003	Miami	16	16	49	598	12.2	46	2	0	0	0.0	-	0
2004	Miami	16	16	73	791	10.8	42t	4	0	0	0.0	-	0
2005	Miami	16	16	60	582	9.7	30t	5	0	0	0.0	-	0
NFL TOTALS		64	64	221	2456	11.1	46	15	1	8	8.0	8	0

ADDITIONAL STATS

Two-Point Conversions: 1 in 2004

Miscellaneous Tackles: 4 in 2002, 2 in 2003, 2 in 2004, 2 in 2005 for total of 10

SINGLE-GAME HIGHS

Most Receptions:	9	vs. Cleveland, 12/26/04
	8	vs. New England, 10/19/03
	8	vs. Tennessee, 9/11/04
	8	at N.Y. Jets, 9/18/05
	7	vs. Philadelphia, 12/15/03
	7	at N.Y. Jets, 11/1/04
	7	vs. New England, 11/13/05
Most Receiving Yards:	102	vs. New England, 10/19/03
	95	vs. Philadelphia, 12/15/03
	93	at Cincinnati, 9/19/04
	88	vs. Indianapolis, 11/2/03
	87	at N.Y. Jets, 11/1/04
Longest Receptions:	46	vs. Indianapolis, 11/2/03
	45	vs. Baltimore, 11/17/02
	42t	vs. St. Louis, 10/24/04
	37	at Cincinnati, 9/19/04
	36	vs. N.Y. Jets, 9/22/02

Most Receiving Touchdowns: 1, 15 times (last: at Oakland, 11/27/05)

2002 GAME-BY-GAME STATISTICS

DATE	OPPONENT	P/S	RECEIVING				RUSHING				W/L	SCORE
			NO.	YDS.	LG	TD	ATT.	YDS.	LG	TD		
9/8	DETROIT	S	4	73	24	1	0	0	0	0	W	49-21
9/15	at Indianapolis	S	2	34	24	0	0	0	0	0	W	21-13
9/22	N.Y. JETS	S	5	79	36	1	0	0	0	0	W	30-3
9/29	at Kansas City	S	2	18	13	0	0	0	0	0	L	30-48
10/6	NEW ENGLAND	S	3	26	18	1	0	0	0	0	W	26-13
10/13	at Denver	S	5	62	26	0	0	0	0	0	W	24-22
10/20	BUFFALO	S	3	35	26	1	0	0	0	0	L	10-23
11/4	at Green Bay	S	2	12	6	0	1	8	8	0	L	10-24
11/10	at N.Y. Jets	S	2	18	9	0	0	0	0	0	L	10-13
11/17	BALTIMORE	S	2	50	45	0	0	0	0	0	W	26-7
11/24	SAN DIEGO	S	0	0	0	0	0	0	0	0	W	30-3
12/1	at Buffalo	S	2	2	2	0	0	0	0	0	L	21-38
12/9	CHICAGO	S	1	26	26	0	0	0	0	0	W	27-9
12/15	OAKLAND	S	2	12	9	0	0	0	0	0	W	23-17
12/21	at Minnesota	S	1	13	13	0	0	0	0	0	L	17-20
12/29	at New England	S	3	25	14	0	0	0	0	0	L	24-27
2002 TOTALS			16-16	39	485	45	4	1	8	8	0	9-7

2003 GAME-BY-GAME STATISTICS

DATE	OPPONENT	P/S	RECEIVING				RUSHING				W/L	SCORE
			NO.	YDS.	LG	TD	ATT.	YDS.	LG	TD		
9/7	HOUSTON	S	1	16	16	0	0	0	0	0	L	20-21
9/14	at N.Y. Jets	S	3	21	10	1	0	0	0	0	W	21-10
9/21	BUFFALO	S	4	57	33	0	0	0	0	0	W	17-7
10/5	at N.Y. Giants	S	2	57	33	0	0	0	0	0	W	23-10
10/12	at Jacksonville	S	2	27	14	0	0	0	0	0	W	24-10
10/19	NEW ENGLAND	S	8	102	22	0	0	0	0	0	L	13-19
10/27	at San Diego	S	3	24	10	1	0	0	0	0	W	26-10
11/2	INDIANAPOLIS	S	6	88	46	0	0	0	0	0	L	17-23
11/9	at Tennessee	S	3	17	8	0	0	0	0	0	L	7-31
11/16	BALTIMORE	S	1	9	9	0	0	0	0	0	W	9-6
11/23	WASHINGTON	S	3	15	7	0	0	0	0	0	W	24-23
11/27	at Dallas	S	2	24	12	0	0	0	0	0	W	40-21
12/7	at New England	S	0	0	0	0	0	0	0	0	L	0-12
12/15	PHILADELPHIA	S	7	95	35	0	0	0	0	0	L	27-34
12/21	at Buffalo	S	1	6	6	0	0	0	0	0	W	20-3
12/28	N.Y. JETS	S	3	40	27	0	0	0	0	0	W	23-21
2003 TOTALS			16-16	49	598	46	2	0	0	0	0	10-6

2004 GAME-BY-GAME STATISTICS

DATE	OPPONENT	P/S	RECEIVING				RUSHING				W/L	SCORE
			NO.	YDS.	LG	TD	ATT.	YDS.	LG	TD		
9/11	TENNESSEE	S	8	79	16	1	0	0	0	0	L	7-17
9/19	at Cincinnati	S	6	93	37	0	0	0	0	0	L	13-16
9/26	PITTSBURGH	S	5	51	15	0	0	0	0	0	L	3-13
10/3	NEW YORK JETS	S	5	51	20	0	0	0	0	0	L	9-17
10/10	at New England	S	4	62	34	0	0	0	0	0	L	10-24
10/17	at Buffalo	S	3	34	24	0	0	0	0	0	L	13-20
10/24	ST. LOUIS	S	4	78	42t	1	0	0	0	0	W	31-14
11/1	at New York Jets	S	7	87	28	1	0	0	0	0	L	14-41
11/7	ARIZONA	S	1	16	16	0	0	0	0	0	L	23-24
11/21	at Seattle	S	6	43	17	0	0	0	0	0	L	17-24
11/28	at San Francisco	S	2	28	15	1	0	0	0	0	W	24-17
12/5	BUFFALO	S	2	14	12	0	0	0	0	0	L	32-42
12/12	at Denver	S	5	62	21	0	0	0	0	0	L	17-20
12/20	NEW ENGLAND	S	4	29	11	0	0	0	0	0	W	29-28
12/26	CLEVELAND	S	9	59	11	0	0	0	0	0	W	10-7
1/2	at Baltimore	S	2	5	3	0	0	0	0	0	L	23-30
2004 TOTALS			16-16	73	791	42t	4	0	0	0	0	4-12

2005 GAME-BY-GAME STATISTICS

DATE	OPPONENT	P/S	RECEIVING				RUSHING				W/L	SCORE
			NO.	YDS.	LG	TD	ATT.	YDS.	LG	TD		
9/11	DENVER	S	6	55	17	1	0	0	0	0	W	31-10
9/18	at New York Jets	S	8	77	21	1	0	0	0	0	L	7-17
9/25	CAROLINA	S	1	18	18t	1	0	0	0	0	W	27-24
10/9	at Buffalo	S	1	30	30t	1	0	0	0	0	L	14-20
10/16	at Tampa Bay	S	3	20	10	0	0	0	0	0	L	13-27
10/21	KANSAS CITY	S	3	29	16	0	0	0	0	0	L	20-30
10/30	at New Orleans	S	3	20	11	0	0	0	0	0	W	21-6
11/6	ATLANTA	S	3	21	12	0	0	0	0	0	L	10-17
11/13	NEW ENGLAND	S	7	81	27	0	0	0	0	0	L	16-23
11/20	at Cleveland	S	0	0	0	0	0	0	0	0	L	0-22
11/27	at Oakland	S	4	59	25t	1	0	0	0	0	W	33-21
12/4	BUFFALO	S	6	41	8	0	0	0	0	0	W	24-23
12/11	at San Diego	S	2	12	8	0	0	0	0	0	W	23-21
12/18	NEW YORK JETS	S	4	42	19	0	0	0	0	0	W	24-20
12/24	TENNESSEE	S	4	42	19	0	0	0	0	0	W	24-10
1/1	at New England	S	5	35	9	0	0	0	0	0	W	28-26
2005 TOTALS			16-16	60	582	30t	5	0	0	0	0	9-7

RANDY McMICHAEL'S RECEIVING BREAKDOWN


	2005						CAREER					
	G	NO	YDS	AVG	LG	TD	G	NO	YDS	AVG	LG	TD
Buffalo	2	7	71	10.1	30	1	8	22	219	10.0	33	2
Miami	-	-	-	-	-	-	-	-	-	-	-	-
New England	2	12	116	9.7	27	0	8	34	360	10.6	34	1
N.Y. Jets	2	12	119	9.9	21	1	8	37	415	11.2	36	4
AFC East	6	31	306	9.9	30	2	24	93	994	10.7	36	7
Baltimore	-	-	-	-	-	-	3	5	64	12.8	45	0
Cincinnati	-	-	-	-	-	-	1	6	93	15.5	37	0
Cleveland	1	0	0	-	-	0	2	9	59	6.6	11	0
Pittsburgh	-	-	-	-	-	-	1	5	51	10.2	15	0
AFC North	1	0	0	-	-	0	7	25	267	10.7	45	0
Houston	-	-	-	-	-	-	1	1	16	16.0	16	0
Indianapolis	-	-	-	-	-	-	2	8	122	15.3	46	0
Jacksonville	-	-	-	-	-	-	1	2	27	13.5	14	0
Tennessee	1	4	42	10.5	19	0	3	15	138	9.2	19	1
AFC South	1	4	42	10.5	19	0	7	26	303	11.7	46	1
Denver	1	6	55	9.2	17	1	3	16	179	11.2	26	1
Kansas City	1	3	29	9.7	16	0	2	5	47	9.4	16	0
Oakland	1	4	59	14.8	25	1	2	6	71	11.8	25	1
San Diego	1	2	12	6.0	8	0	3	5	36	7.2	10	1
AFC West	4	15	155	10.3	25	2	10	32	333	10.4	26	3
AFC Total	12	50	503	10.1	30	4	48	176	1897	10.8	46	11
Dallas	-	-	-	-	-	-	1	2	24	12.0	12	0
N.Y. Giants	-	-	-	-	-	-	1	2	57	28.5	33	0
Philadelphia	-	-	-	-	-	-	1	7	95	13.6	35	0
Washington	-	-	-	-	-	-	1	3	15	5.0	7	0
NFC East	-	-	-	-	-	-	4	14	191	13.6	35	0
Chicago	-	-	-	-	-	-	1	1	26	26.0	26	0
Detroit	-	-	-	-	-	-	1	4	73	18.3	24	1
Green Bay	-	-	-	-	-	-	1	2	12	6.0	6	0
Minnesota	-	-	-	-	-	-	1	1	13	13.0	13	0
NFC North	-	-	-	-	-	-	4	8	124	15.5	26	1
Atlanta	1	3	21	7.0	12	0	1	3	21	7.0	12	0
Carolina	1	1	18	18.0	18	1	1	1	18	18.0	18	1
New Orleans	1	3	20	6.7	11	0	1	3	20	6.7	11	0
Tampa Bay	1	3	20	6.7	10	0	1	3	20	6.7	10	0
NFC South	4	10	79	7.9	18	1	4	10	79	7.9	18	1
Arizona	-	-	-	-	-	-	1	1	16	16.0	16	0
St. Louis	-	-	-	-	-	-	1	4	78	19.5	42	1
San Francisco	-	-	-	-	-	-	1	2	28	14.0	15	1
Seattle	-	-	-	-	-	-	1	6	43	7.2	17	0
NFC West	-	-	-	-	-	-	4	13	165	12.7	42	2
NFC Total	4	10	79	7.9	18	1	16	45	559	12.4	42	4

RANDY McMICHAEL'S RECEIVING BREAKDOWN

	2005						CAREER					
	G	NO	YDS	AVG	LG	TD	G	NO	YDS	AVG	LG	TD
Home	8	34	329	9.7	27	2	32	125	1429	11.4	46	8
Road	8	26	253	9.7	30	3	32	96	1027	10.7	37	7
1st Down	16	21	214	10.2	27	0	64	78	999	12.8	37	2
2nd Down	16	24	223	9.3	21	4	64	82	826	10.1	46	9
3rd Down	16	15	145	9.7	30	1	64	61	631	10.3	42	4
4th Down	16	0	0	-	-	0	64	0	0	-	-	0
1st Half	16	32	321	10.0	27	1	64	112	1309	11.7	46	8
2nd Half	16	28	261	9.3	30	4	64	108	1130	10.5	35	7
Overtime	-	-	-	-	-	-	3	1	17	17.0	17	0
Grass	14	51	475	9.3	27	3	51	175	1930	11.0	46	11
Turf	2	9	107	11.9	30	2	13	46	526	11.4	37	4
Aug./Sept.	3	15	150	10.0	21	3	13	55	671	12.2	37	7
October	4	10	99	9.9	30	1	15	52	657	12.6	42	5
November	4	14	161	11.5	27	1	17	51	568	11.1	46	3
Dec./Jan.	5	21	172	8.2	19	0	19	63	560	8.8	35	0
Games 1-8	8	28	270	9.6	30	4	32	125	1536	12.3	46	13
Games 9-16	8	32	312	9.8	27	1	32	96	920	9.6	45	2
Wins	9	35	324	9.3	25	3	32	102	1160	11.4	45	10
Losses	7	25	258	10.3	30	2	32	119	1296	10.9	46	5
Ties	-	-	-	-	-	-	-	-	-	-	-	-

Travis Minor 28 Running Back

Height/Weight5-10, 203
 Born6/30/79
 CollegeFlorida State '01
 AcquiredD3a, 2001
 Signed Through2006
 NFLSixth Season
 DolphinsSixth Season



PRO CAREER

CAREER TRANSACTIONS: The first of two third-round draft choices (85th overall) of the Dolphins in 2001 . . . Re-signed with the team to a one-year contract on March 25, 2005 . . . Re-signed to another one-year contract on March 17, 2006.

2005 – Played in all 16 games in a reserve role . . . Rushed for 17 yards on five attempts and caught one pass for no yards . . . Tied for fifth on the club with seven stops on special teams . . . Also fielded two kickoffs for 22 yards . . . Entire rushing total came in opener vs. Denver (9/11) . . . Recorded two special teams stops apiece in games vs. New England (11/13) vs. Tennessee (12/24).

FINS FACT

The 2003 season turned out to be a tumultuous one for Travis. The first night of training camp, his father, Leslie, was killed in a motorcycle accident in his hometown of Baton Rouge. Travis is dedicating each remaining season of his NFL career to his father. "I owe him for everything that I am," Travis says about his father. "We were real close. He gave me the opportunity to do what I'm doing today. He was the main reason why I'm able to play in the NFL. I was blessed to have a father figure in my life until then. All I can do is hope to be as good of a father one day as he was to me."

2004 – Played in 11 games, including four starts . . . Was inactive for five contests . . . Finished second on the team in rushing with 388 yards and three touchdowns on 109 attempts . . . Added 13 receptions for 75 yards . . . Also was credited with one special teams tackle . . . Began the season as the starter, but sustained a sprained ankle early in opener vs. Tennessee (9/11) and was inactive each of the next five weeks . . . Game against Titans marked the first start of his NFL career . . . Returned to action vs. St. Louis (10/24) and scored on a 13-yard run as the Dolphins earned their first win of the year, 31-14 . . . Two weeks afterward, rushed for a career-high 90 yards on 11 carries vs. Arizona (11/7) . . . Ran for 75 yards, including a three-yard scoring run, vs. Buffalo (12/5) . . . Had a one-yard TD run which gave the Dolphins a 17-14 third-quarter lead in their 29-28 Monday night win over New England (12/20).

2003 – Played in all 16 games in a reserve role . . . Was second on the team in rushing with 193 yards and a touchdown on 41 attempts . . . Also caught four passes for 13 yards and returned 34 kickoffs for a 21.4-yard average with a long of 49 . . . Added nine tackles and a forced fumble on special teams . . . Was very effective in spelling Ricky Williams, as he had key performances in several victories . . . Rushed for 27 yards on five attempts (5.4 avg.) in 21-10 win over N.Y. Jets (9/14) . . . In first half of that game, totaled nine yards on consecutive carries which put the Dolphins at the Jets' five and led to a Williams two-yard TD run with 17 seconds remaining in the half . . . Rushed for a season-high 30 yards on five carries, including a season-long 26-yard run, in 9-6 overtime win over Baltimore (11/16) . . . In 24-23 win over Washington the following week (11/23), ran for 20 yards on just three carries . . . Long run of 11 yards came in the fourth quarter and led to a Williams 24-yard TD run three plays afterward to put the Dolphins on top for good, 24-23 . . . Lone touchdown of the year came on a two-yard run in Monday night game vs. Philadelphia (12/15), tying the game at 14 apiece in the second quarter . . . Was credited with a forced fumble on punt coverage unit at Buffalo (12/21) . . . In season finale vs. N.Y. Jets (12/28), fielded four kickoffs for a 29.0-yard average, including a long of 49 which put the Dolphins at the Jets' 48 and led to a touchdown in Miami's 23-21 victory . . . That marked the second-longest kickoff return of his career.

2002 – Played in all 16 games in a reserve role . . . Was second on the team with 180 yards rushing and two touchdowns on 44 attempts . . . Returned 46 kickoffs for 1,071 yards, a 23.3-yard average, and a long of 66 . . . Ranked third on the squad with 17 special teams tackles . . . Kickoff return average ranked eighth in the AFC . . . Rushed for a season-high 45 yards on 11 carries in opener vs. Detroit (9/8) . . . Scored first touchdown of the year on a five-yard run two weeks later in 30-3 win over N.Y. Jets (9/22) . . . Posted 34 yards rushing on four attempts and broke loose for a season-long 23-yard run at Buffalo (12/1) . . . Second score of the year came on a four-yard run vs. Oakland (12/15), giving the Dolphins a 17-3 lead in a game they went on to win, 23-17 . . . Had a season-high three special teams tackles vs. N.Y. Jets (9/22) and vs. New England (10/6) . . .

KICKOFF RETURNS: Ranked eighth in the AFC with a 23.3-yard average on 46 kickoff returns . . . 46 returns represent the second-highest single-season total in Dolphins history to that point (now 3rd), while his 1,071 return yards were fourth-most (now 5th) . . . Returned seven kickoffs for 215 yards, a 30.7-yard average, in win at Denver (10/13) . . . This included a season-long return of 66 yards . . . Seven returns tied a club single-game record which had been achieved six previous times by five different players, most recently by Albert Johnson two weeks earlier at Kansas City (9/29) . . . Yardage total marked a franchise single-game standard, surpassing the previous mark of 205 yards set by Johnson in that Chiefs contest . . . For his performance in the Broncos contest, was awarded a game ball on special teams . . . On the year, had four returns of longer than 40 yards, including ones of 66, 46, 45 and 42 yards . . .

MIAMI DOLPHINS SINGLE-GAME KICKOFF RETURN LEADERS

KICKOFF RETURNS

PLAYER	DATE	OPP.	NO.
1. D. Bessilleu	10/12/80	at N.E.	7
F. Walker	11/8/81	at N.E.	7
J. Cribbs	12/18/88	at Pitt.	7
B. Marion	12/12/99	at NY Jets	7
B. Marion	10/23/00	at NY Jets	7
A. Johnson	9/29/02	at K.C.	7
T. MINOR	10/13/02	AT DEN.	7
W. Welker	1/2/05	at Balt.	7
W. Welker	10/21/05	vs. K.C.	7

KICKOFF RETURN YARDS

PLAYER	DATE	OPP.	YDS.
1. T. MINOR	10/13/02	AT DEN.	215
2. W. Welker	1/2/05	at Balt.	210
3. A. Johnson	9/29/02	at K.C.	205
4. G. Milton	9/21/68	vs. Oak.	204

2001 – Played in all 16 games in a reserve role during his rookie season . . . Finished third on the team and second among running backs with 281 yards rushing and two touchdowns on 59 attempts (4.8 avg.) . . . Also caught 29 passes for 263 yards and one touchdown, as reception total ranked fifth on the team and second among running backs . . . Also made an impact on special teams where he recorded ten tackles on coverage units . . . First NFL touchdown came when he broke loose for a 29-yard scoring run at N.Y. Jets (10/14) . . . Scored another touchdown at Seattle (10/28) when QB Jay Fiedler fumbled into the end zone following a nine-yard run to the 1, and Minor recovered . . . Had the best day of his rookie season at Indianapolis (11/11) when he rushed for 71 yards and a touchdown on seven attempts and caught two passes for 18 yards . . . Score came on a 56-yard run, the second-longest by a rookie in club history, trailing only the 77-yard TD run by Leroy Harris on December 5, 1977 against Baltimore . . . Along with rookie WR Chris Chambers, who had two receiving scores that day, it marked the first time that a rushing touchdown and a receiving touchdown had been scored by Dolphins rookies in the same game since September 13, 1999 at Denver, when J.J. Johnson had a one-yard TD run and Rob Konrad had a 12-yard TD reception from Dan Marino . . . It was the first time that a rookie running back and wide receiver had touchdowns in the same game since October 24, 1993 against Indianapolis, when WR O.J. McDuffie had a 71-yard punt return for a TD and RB Terry Kirby had a 44-yard scoring reception from Scott Mitchell and a 14-yard TD run . . . It was the first time that a rookie wide receiver had a TD reception and a rookie running back had a TD run in the same game since November 19, 1989, when RB Sammie Smith had a one-yard scoring run and WR Andre Brown had a 48-yard TD catch from Marino . . . Led Dolphins in rushing at Buffalo (11/25) with 38 yards on eight attempts . . . Only reception that day was an 18-yard catch in the fourth quarter of a drive that culminated with a game-tying field goal in a game the Dolphins went on to win, 34-27 . . . Caught a season-high seven passes for 65 yards, including a 17-yard TD reception, vs. Atlanta (12/30) . . . His touchdown catch, which was the first of his NFL career, gave the Dolphins a 14-7 lead in the second quarter of a game they went on to win, 21-14 . . . Saw action in a reserve role in First-Round Playoff game vs. Baltimore (1/13/02) . . . Rushed for 14 yards on five attempts and caught two passes for four yards . . . Also recorded a tackle on special teams.

COLLEGE

Was a four-year letterman at Florida State (1997-2000) . . . Started 33 of the 43 games in which he played during his career, including 30 starts over his final three years . . . Finished his career with 3,218 yards rushing and 28 touchdowns on 664 attempts, while also catching 106 passes for 831 yards and three scores . . . Is the school's third all-time leading rusher, trailing only Warrick Dunn (3,959) and Greg Allen (3,769) . . . Led team in rushing all four years . . . Was a second-team All-Atlantic Coast Conference selection as a senior when he rushed for a career-high 923 yards and five touchdowns on 181 carries, and tallied a career-best 42 receptions for 333 yards . . . Reception total ranked second on the club . . . Played in the Senior Bowl following his senior season . . . Was a second-team All-ACC pick as a junior when he collected 815 yards rushing and seven touchdowns on 180 attempts and caught 16 passes for 102 yards in helping the Seminoles to the 1999 national championship . . . Amassed a season-high 146 yards rushing in win over Miami (Fla.) . . . Although he started only eight games as a sophomore, was a first-team All-ACC choice as he rushed for 857 yards and seven touchdowns on 191 carries and had 21 receptions for 189 yards and a TD . . . Was named ACC Rookie of the Year and was a second-team All-ACC selection as a freshman with 623 yards rushing, a career-high nine touchdowns on 112 attempts, and 27 receptions for 207 yards and a pair of TDs . . . Initial touchdowns of his career came on runs of one and five yards against Miami (Fla.) . . . Had a career-high 155 yards rushing against Virginia . . . Majored in sports management.

PERSONAL

Single . . . Lettered in football and track at Catholic High School in Baton Rouge, La., the same school that produced Atlanta Falcons RB Warrick Dunn . . . Rushed for 4,706 yards and 52 touchdowns, while also catching 62 passes for 1,344 yards and 20 scores in his prep career . . . Was named USA Today's Offensive Player of the Year as a senior when he rushed for 2,649 yards and 33 touchdowns and caught 25 passes for 598 yards and ten TDs . . . In track, was the state champion in the 100- and 200-meters . . . Enjoys traveling and spending time in the outdoors . . . Has worked with kids from the Boys and Girls Club of Broward County at the

Dolphins Junior Angler Clinic . . . Also has spoken to at-risk kids in the Broward County Court System . . . Growing up, Walter Payton was his favorite athlete . . . Contributed a weekly training camp diary as a rookie in 2001 for team's official web site, www.MiamiDolphins.com . . . Full name is Travis DeJohn Minor, born June 30, 1979 in New Orleans, La.

TRAVIS MINOR'S NFL REGULAR SEASON STATISTICS

YEAR	TEAM	GP	GS	RUSHING					RECEIVING				
				ATT.	YDS.	AVG.	LG	TD	NO.	YDS.	AVG.	LG	TD
2001	Miami	16	0	59	281	4.8	56t	2	29	263	9.1	29	1
2002	Miami	16	0	44	180	4.1	23	2	0	0	—	0	0
2003	Miami	16	0	41	193	4.7	26	1	4	13	3.3	12	0
2004	Miami	11	4	109	388	3.6	34	3	13	75	5.8	20	0
2005	Miami	16	0	5	17	3.4	9	0	1	0	—	0	0
NFL TOTALS		75	4	258	1059	4.1	56t	8	47	351	7.5	29	1

TRAVIS MINOR'S NFL PLAYOFF STATISTICS

YEAR	TEAM	GP	GS	RUSHING					RECEIVING				
				ATT.	YDS.	AVG.	LG	TD	NO.	YDS.	AVG.	LG	TD
2001	Miami	1	0	5	14	2.8	5	0	2	4	2.0	4	0

ADDITIONAL STATS

Special Teams Tackles: 10 in 2001, 17 in 2002, 9 in 2003, 1 in 2004, 7 in 2005 for total of 44 (P-1)

Special Teams Forced Fumbles: 1 in 2003

Kickoff Returns: 46 for 1,071 yards, 23.3 avg., long of 66 in 2002; 34 for 727 yards, 21.4 avg., long of 49 in 2003, 2 for 22 yards, 11.0 average long of 19 in 2005 for total of 82 for 1,820 yards, 22.2 avg., long of 66

Own Fumble Recoveries: 1 for 0 yards, 1 TD in 2001

Miscellaneous Tackles: 5 in 2004

SINGLE-GAME HIGHS

Most Rushing Yards:	90	vs. Arizona, 11/7/04
	75	vs. Buffalo, 12/5/04
	71	at Indianapolis, 11/11/01
Most Rushing Attempts:	22	at San Francisco, 11/28/04
	19	vs. Buffalo, 12/5/04
	13	at Seattle, 11/21/04
Longest Runs:	56t	at Indianapolis, 11/11/01
	34	vs. Arizona, 11/7/04
	29t	at N.Y. Jets, 10/14/01
Most Receptions:	7	vs. Atlanta, 12/30/01
	5	vs. N.Y. Jets, 11/18/01
	4	at San Francisco, 12/16/01
Most Receiving Yards:	65	vs. Atlanta, 12/30/01
	41	vs. Indianapolis, 12/10/01
	35	at N.Y. Jets, 10/14/01
Longest Receptions:	29	vs. Indianapolis, 12/10/01
	21	vs. Atlanta, 12/30/01
	20	at San Francisco, 12/16/01
Most Kickoff Returns:	7	vs. Denver, 10/13/02
	6	at Buffalo, 12/1/02
	6	vs. Philadelphia, 12/15/03
Most Kickoff Return Yards:	215	at Denver, 10/13/02
	139	vs. Buffalo, 10/20/02
	126	vs. Oakland, 12/15/02
	126	vs. Philadelphia, 12/15/03
Longest Kickoff Returns:	66	at Denver, 10/13/02
	49	vs. N.Y. Jets, 12/28/03
	46	vs. Buffalo, 10/20/02

2001 GAME-BY-GAME STATISTICS

DATE	OPPONENT	P/S	RUSHING				RECEIVING				W/L	SCORE
			ATT.	YDS.	LG	TD	NO.	YDS.	LG	TD		
9/9	at Tennessee	P	0	0	0	0	0	0	0	0	W	31-23
9/23	OAKLAND	P	1	1	1	0	1	8	8	0	W	18-15
9/30	at St. Louis	P	0	0	0	0	1	5	5	0	L	10-42
10/7	NEW ENGLAND	P	7	25	6	0	1	-1	-1	0	W	30-10
10/14	at N.Y. Jets	P	1	29	29t	1	2	35	19	0	L	17-21
10/28	at Seattle	P	2	11	10	0	0	0	0	0	W	24-20
11/4	CAROLINA	P	4	13	5	0	2	20	17	0	W	23-6
11/11	at Indianapolis	P	7	71	56t	1	2	18	10	0	W	27-24
11/18	N.Y. JETS	P	6	9	3	0	5	23	8	0	L	0-24
11/25	at Buffalo	P	8	38	8	0	1	18	18	0	W	34-27
12/2	DENVER	P	2	1	2	0	1	4	4	0	W	21-10
12/10	INDIANAPOLIS	P	4	28	17	0	2	41	29	0	W	41-6
12/16	at San Francisco	P	2	12	7	0	4	27	20	0	L	0-21
12/22	at New England	P	3	7	6	0	0	0	0	0	L	13-20
12/30	ATLANTA	P	9	33	11	0	7	65	21	1	W	21-14
1/6/02	BUFFALO	P	3	3	2	0	0	0	0	0	W	34-7
1/13/02	#BALTIMORE	P	5	14	5	0	2	4	4	0	L	3-20
2001 TOTALS			16-0	59	281	56t	2	29	263	29	1	11-5
PLAYOFF TOTALS			1-0	5	14	5	0	2	4	4	0	0-1

2002 GAME-BY-GAME STATISTICS

DATE	OPPONENT	P/S	RUSHING				RECEIVING				W/L	SCORE
			ATT.	YDS.	LG	TD	NO.	YDS.	LG	TD		
9/8	DETROIT	P	11	45	18	0	0	0	0	0	W	49-21
9/15	at Indianapolis	P	3	1	3	0	0	0	0	0	W	21-13
9/22	N.Y. JETS	P	4	21	9	1	0	0	0	0	W	30-3
9/29	at Kansas City	P	0	0	0	0	0	0	0	0	L	30-48
10/6	NEW ENGLAND	P	0	0	0	0	0	0	0	0	W	26-13
10/13	at Denver	P	0	0	0	0	0	0	0	0	W	24-22
10/20	BUFFALO	P	2	8	5	0	0	0	0	0	L	10-23
11/4	at Green Bay	P	1	4	4	0	0	0	0	0	L	10-24
11/10	at N.Y. Jets	P	0	0	0	0	0	0	0	0	L	10-13
11/17	BALTIMORE	P	0	0	0	0	0	0	0	0	W	26-7
11/24	SAN DIEGO	P	8	33	11	0	0	0	0	0	W	30-3
12/1	at Buffalo	P	4	34	23	0	0	0	0	0	L	21-38
12/9	CHICAGO	P	8	21	8	0	0	0	0	0	W	27-9
12/15	OAKLAND	P	2	10	6	1	0	0	0	0	W	23-17
12/21	at Minnesota	P	0	0	0	0	0	0	0	0	L	17-20
12/29	at New England	P	1	3	3	0	0	0	0	0	L	24-27
2002 TOTALS			16-0	44	180	23	2	0	0	0	0	9-7

2003 GAME-BY-GAME STATISTICS

DATE	OPPONENT	P/S	RUSHING				RECEIVING				W/L	SCORE
			ATT.	YDS.	LG	TD	NO.	YDS.	LG	TD		
9/7	HOUSTON	P	1	3	3	0	0	0	0	0	L	20-21
9/14	at N.Y. Jets	P	5	27	11	0	0	0	0	0	W	21-10
9/21	BUFFALO	P	0	0	0	0	0	0	0	0	W	17-7
10/5	at N.Y. Giants	P	0	0	0	0	0	0	0	0	W	23-10
10/12	at Jacksonville	P	1	11	11	0	2	12	12	0	W	24-10
10/19	NEW ENGLAND	P	0	0	0	0	0	0	0	0	L	13-19
10/27	at San Diego	P	0	0	0	0	0	0	0	0	W	26-10
11/2	INDIANAPOLIS	P	1	11	11	0	0	0	0	0	L	17-23
11/9	at Tennessee	P	3	22	19	0	1	5	5	0	L	7-31
11/16	BALTIMORE	P	5	30	26	0	0	0	0	0	W	9-6
11/23	WASHINGTON	P	3	20	11	0	0	0	0	0	W	24-23
11/27	at Dallas	P	9	26	9	0	0	0	0	0	W	40-21
12/7	at New England	P	0	0	0	0	1	-4	-4	0	L	0-12
12/15	PHILADELPHIA	P	5	24	12	1	0	0	0	0	L	27-34
12/21	at Buffalo	P	7	19	9	0	0	0	0	0	W	20-3
12/28	N.Y. JETS	P	1	0	0	0	0	0	0	0	W	23-21
2003 TOTALS			16-0	41	193	26	1	4	13	12	0	10-6

2004 GAME-BY-GAME STATISTICS

DATE	OPPONENT	P/S	RUSHING				RECEIVING				W/L	SCORE
			ATT.	YDS.	LG	TD	NO.	YDS.	LG	TD		
9/11	TENNESSEE	S	5	25	14	0	1	20	20	0	L	7-17
9/19	at Cincinnati		INACTIVE								L	13-16
9/26	PITTSBURGH		INACTIVE								L	3-13
10/3	NEW YORK JETS		INACTIVE								L	9-17
10/10	at New England		INACTIVE								L	10-24
10/17	at Buffalo		INACTIVE								L	13-20
10/24	ST. LOUIS	P	3	21	13t	1	0	0	0	0	W	31-14
11/1	at New York Jets	P	4	4	4	0	0	0	0	0	L	14-41
11/7	ARIZONA	P	11	90	34	0	0	0	0	0	L	23-24
11/21	at Seattle	P	13	37	17	0	4	13	4	0	L	17-24
11/28	at San Francisco	S	22	47	12	0	2	15	12	0	W	24-17
12/5	BUFFALO	S	19	75	14	1	2	14	7	0	L	32-42
12/12	at Denver	S	10	24	6	0	1	2	2	0	L	17-20
12/20	NEW ENGLAND	P	8	27	8	1	0	0	0	0	W	29-28
12/26	CLEVELAND	P	6	30	13	0	2	4	2	0	W	10-7
1/2	at Baltimore	P	8	8	10	0	1	7	13	0	L	23-30
2004 TOTALS		11-4	109	388	34	3	13	75	20	0	4-12	

2005 GAME-BY-GAME STATISTICS

DATE	OPPONENT	P/S	RUSHING				RECEIVING				W/L	SCORE
			ATT.	YDS.	LG	TD	NO.	YDS.	LG	TD		
9/11	DENVER	P	5	17	9	0	1	0	0	0	W	31-10
9/18	at New York Jets	P	0	0	0	0	0	0	0	0	L	7-17
9/25	CAROLINA	P	0	0	0	0	0	0	0	0	W	27-24
10/9	at Buffalo	P	0	0	0	0	0	0	0	0	L	14-20
10/16	at Tampa Bay	P	0	0	0	0	0	0	0	0	L	13-27
10/21	KANSAS CITY	P	0	0	0	0	0	0	0	0	L	20-30
10/30	at New Orleans	P	0	0	0	0	0	0	0	0	W	21-6
11/6	ATLANTA	P	0	0	0	0	0	0	0	0	L	10-17
11/13	NEW ENGLAND	P	0	0	0	0	0	0	0	0	L	16-23
11/20	at Cleveland	P	0	0	0	0	0	0	0	0	L	0-22
11/27	at Oakland	P	0	0	0	0	0	0	0	0	W	33-21
12/4	BUFFALO	P	0	0	0	0	0	0	0	0	W	24-23
12/11	at San Diego	P	0	0	0	0	0	0	0	0	W	23-21
12/18	NEW YORK JETS	P	0	0	0	0	0	0	0	0	W	24-20
12/24	TENNESSEE	P	0	0	0	0	0	0	0	0	W	24-10
1/1	at New England	P	0	0	0	0	0	0	0	0	W	28-26
2005 TOTALS		16-0	5	17	9	0	1	0	0	0	9-7	

- playoff game

TRAVIS MINOR'S RUSHING BREAKDOWN

	2005						CAREER					
	G	NO	YDS	AVG	LG	TD	G	NO	YDS	AVG	LG	TD
Buffalo	2	0	0	-	-	0	9	43	177	4.1	23	1
Miami	-	-	-	-	-	-	-	-	-	-	-	-
New England	2	0	0	-	-	0	9	19	62	3.3	8	1
N.Y. Jets	2	0	0	-	-	0	9	21	90	4.3	29	2
AFC East	6	0	0	-	-	0	27	83	329	4.0	29	4
Baltimore	-	-	-	-	-	0	3	13	38	2.9	26	0
Cincinnati	-	-	-	-	-	-	-	-	-	-	-	-
Cleveland	1	0	0	-	-	0	2	6	30	5.0	13	0
Pittsburgh	-	-	-	-	-	-	-	-	-	-	-	-
AFC Central	1	0	0	-	-	0	5	19	68	3.6	26	0
Houston	-	-	-	-	-	-	1	1	3	3.0	3	0
Indianapolis	-	-	-	-	-	-	4	15	111	7.4	56	1
Jacksonville	-	-	-	-	-	-	1	1	11	11.0	11	0
Tennessee	1	0	0	-	-	0	4	8	47	5.9	19	0
AFC South	1	0	0	-	-	0	10	25	172	6.9	56	1

TRAVIS MINOR'S RUSHING BREAKDOWN

	2005						CAREER					
	G	NO	YDS	AVG	LG	TD	G	NO	YDS	AVG	LG	TD
Denver	1	5	17	3.4	9	0	4	17	42	2.5	9	0
Kansas City	1	0	0	-	-	0	2	0	0	0.0	0	0
Oakland	1	0	0	-	-	0	3	3	11	3.7	6	1
San Diego	1	0	0	-	-	0	3	8	33	4.1	11	0
AFC West	4	5	17	3.4	9	0	12	28	86	3.1	11	1
AFC Total	12	5	17	3.4	9	0	54	155	655	4.2	56	6
Dallas	-	-	-	-	-	-	1	9	26	2.9	9	0
N.Y. Giants	-	-	-	-	-	-	1	0	0	0.0	0	0
Philadelphia	-	-	-	-	-	-	1	5	24	4.8	12	1
Washington	-	-	-	-	-	-	1	3	20	6.7	11	0
NFC East	-	-	-	-	-	-	4	17	70	4.1	12	1
Chicago	-	-	-	-	-	-	1	8	21	2.6	8	0
Detroit	-	-	-	-	-	-	1	11	45	4.1	18	0
Green Bay	-	-	-	-	-	-	1	1	4	4.0	4	0
Minnesota	-	-	-	-	-	-	1	0	0	0.0	0	0
NFC Central	-	-	-	-	-	-	4	20	70	3.5	18	0
Atlanta	1	0	0	-	-	0	2	9	33	3.7	11	0
Carolina	1	0	0	-	-	0	2	4	13	3.3	5	0
New Orleans	1	0	0	-	-	0	1	0	0	-	-	0
Tampa Bay	1	0	0	-	-	0	1	0	0	-	-	0
NFC South	4	0	0	-	-	0	6	13	46	3.5	11	0
Arizona	-	-	-	-	-	-	1	11	90	8.2	34	0
St. Louis	-	-	-	-	-	-	2	3	21	7.0	13	1
San Francisco	-	-	-	-	-	-	2	24	59	2.5	12	0
Seattle	-	-	-	-	-	-	2	15	48	3.2	17	0
NFC West	-	-	-	-	-	-	7	53	218	4.1	34	1
NFC Total	4	0	0	-	-	-	21	103	404	3.9	34	2
Home	8	5	17	3.4	9	0	38	144	624	4.3	34	6
Road	8	0	0	-	-	0	37	114	435	3.8	56	2
1st Down	16	3	13	4.3	9	0	75	133	494	3.7	29	2
2nd Down	16	1	3	3.0	3	0	75	95	440	4.6	56	6
3rd Down	16	1	1	1.0	1	0	75	26	109	4.2	17	0
4th Down	16	0	0	-	-	0	75	4	16	4.0	13	0
1st Half	16	1	9	9.0	9	0	75	109	488	4.5	56	4
2nd Half	16	4	8	2.0	4	0	75	149	571	3.8	29	4
Overtime	-	-	-	-	-	-	-	-	-	-	-	-
Grass	14	5	17	3.4	9	0	59	188	783	4.2	34	7
Turf	2	0	0	-	-	0	16	70	276	3.9	56	1
Aug./Sept.	3	5	17	3.4	9	0	14	35	140	4.0	18	1
October	4	0	0	-	-	0	15	16	105	6.6	29	2
November	4	0	0	-	-	0	21	105	455	4.3	56	1
Dec./Jan.	5	0	0	-	-	0	25	102	359	3.5	23	4
Games 1-8	8	5	17	3.4	9	0	35	68	348	5.1	56	4
Games 9-16	8	0	0	-	-	0	40	190	711	3.7	34	4
Wins	9	5	17	3.4	9	0	43	158	630	4.0	56	5
Losses	7	0	0	-	-	0	32	100	429	4.3	34	3
Ties	-	-	-	-	-	-	-	-	-	-	-	-

TRAVIS MINOR'S RECEIVING BREAKDOWN

	2005						CAREER					
	G	NO	YDS	AVG	LG	TD	G	NO	YDS	AVG	LG	TD
Buffalo	2	0	0	-	-	0	9	3	32	10.7	18	0
Miami	-	-	-	-	-	-	-	-	-	-	-	-
New England	2	0	0	-	-	0	9	2	-5	-2.5	-1	0
N.Y. Jets	2	0	0	-	-	0	9	7	58	8.3	19	0
AFC East	6	0	0	-	-	0	27	12	85	7.1	19	0
Baltimore	-	-	-	-	-	-	3	1	7	7.0	7	0
Cincinnati	-	-	-	-	-	-	-	-	-	-	-	-
Cleveland	1	0	0	-	-	0	2	2	4	2.0	2	0
Pittsburgh	-	-	-	-	-	-	-	-	-	-	-	-
AFC Central	1	0	0	-	-	0	5	3	11	3.7	7	0

TRAVIS MINOR'S RECEIVING BREAKDOWN

	2005						CAREER					
	G	NO	YDS	AVG	LG	TD	G	NO	YDS	AVG	LG	TD
Houston	-	-	-	-	-	-	1	0	0	0.0	0	0
Indianapolis	-	-	-	-	-	-	4	4	59	14.8	29	0
Jacksonville	-	-	-	-	-	-	1	2	12	6.0	12	0
Tennessee	1	0	0	-	-	0	4	2	25	12.5	20	0
AFC South	1	0	0	-	-	0	10	8	96	12.0	29	0
Denver	1	1	0	0.0	0	0	4	3	6	2.0	4	0
Kansas City	1	0	0	-	-	0	2	0	0	0.0	0	0
Oakland	1	0	0	-	-	0	3	1	8	8.0	8	0
San Diego	1	0	0	-	-	0	3	0	0	0.0	0	0
AFC West	4	1	0	0.0	0	0	12	4	14	3.5	8	0
AFC Total	12	1	0	0.0	0	0	54	27	206	7.6	29	0
Dallas	-	-	-	-	-	-	1	0	0	0.0	0	0
N.Y. Giants	-	-	-	-	-	-	1	0	0	0.0	0	0
Philadelphia	-	-	-	-	-	-	1	0	0	0.0	0	0
Washington	-	-	-	-	-	-	1	0	0	0.0	0	0
NFC East	-	-	-	-	-	-	4	0	0	0.0	0	0
Chicago	-	-	-	-	-	-	1	0	0	0.0	0	0
Detroit	-	-	-	-	-	-	1	0	0	0.0	0	0
Green Bay	-	-	-	-	-	-	1	0	0	0.0	0	0
Minnesota	-	-	-	-	-	-	1	0	0	0.0	0	0
NFC North	-	-	-	-	-	-	4	0	0	0.0	0	0
Atlanta	1	0	0	-	-	0	2	7	65	9.3	21	1
Carolina	1	0	0	-	-	0	2	2	20	10.0	17	0
New Orleans	1	0	0	-	-	0	1	0	0	-	-	0
Tampa Bay	1	0	0	-	-	0	1	0	0	-	-	0
NFC South	4	0	0	-	-	0	6	9	85	9.4	21	1
Arizona	-	-	-	-	-	-	1	0	0	-	-	0
St. Louis	-	-	-	-	-	-	2	1	5	5.0	5	0
San Francisco	-	-	-	-	-	-	2	6	42	7.0	20	0
Seattle	-	-	-	-	-	-	2	4	13	3.3	4	0
NFC West	-	-	-	-	-	-	7	11	60	5.5	20	0
NFC Total	4	0	0	-	-	0	21	20	145	7.3	21	1
Home	8	1	0	0.0	0	0	38	25	198	7.9	29	1
Road	8	0	0	-	-	0	37	22	153	7.0	20	0
1st Down	16	0	0	-	-	0	75	18	127	7.1	18	1
2nd Down	16	1	0	-	-	0	75	14	84	6.0	21	0
3rd Down	16	0	0	-	-	0	75	15	140	9.3	29	0
4th Down	16	0	0	-	-	0	75	0	0	-	-	0
1st Half	16	1	0	0.0	0	0	75	22	190	8.6	29	1
2nd Half	16	0	0	-	-	0	75	25	160	6.4	21	0
Overtime	-	-	-	-	-	-	3	0	0	-	-	0
Grass	14	1	0	-	-	0	59	38	290	7.6	29	1
Turf	2	0	0	-	-	0	16	9	61	6.8	10	0
Aug./Sept.	3	1	0	-	-	0	14	4	33	8.3	20	0
October	4	0	0	-	-	0	15	5	46	9.2	19	0
November	4	0	0	-	-	0	21	17	112	6.6	18	0
Dec./Jan.	5	0	0	-	-	0	25	21	160	7.6	29	1
Games 1-8	8	1	0	-	-	0	35	13	117	9.0	20	0
Games 9-16	8	0	0	-	-	0	40	34	234	6.9	29	1
Wins	8	1	0	0.0	0	0	42	24	204	8.5	29	1
Losses	8	0	0	0.0	0	0	33	23	147	6.4	20	0
Ties	-	-	-	-	-	-	-	-	-	-	-	-


1972 DOLPHINS ONE OF A DOZEN TO LEAD NFL IN POINTS SCORED AND ALLOWED

En route to their perfect 17-0 season, the 1972 Miami Dolphins led the NFL that year in both points scored and points allowed. During the regular season, they averaged 27.5 points per contest while yielding an average of only 12.2. They are one of only 12 teams in NFL history to achieve this feat, and of the other 11, only the 1996 Green Bay Packers went on to win the Super Bowl.

Eddie Moore

58 Linebacker

Height/Weight6-1, 235
 Born7/5/80
 CollegeTennessee '03
 AcquiredD2, 2003
 Signed Through2007
 NFLFourth Season
 DolphinsFourth Season



PRO CAREER

CAREER TRANSACTIONS: Was a second-round draft choice (49th overall) by Miami in 2003, and the team's top pick that year as it was without a first-round draft choice.

2005 – Played in a reserve role in five games

... All of playing time came on special teams ... Did not post any stats ... Was inactive for games at Tampa Bay (10/16) and at New Orleans (10/30) ... Was placed on injured reserve on November 2 ... Underwent surgery on November 4 for a chondral defect in his right knee.

2004 – In what was essentially his first NFL season, played in 13 games, including four starts

... Was inactive for two games and spent the final week of the season on injured reserve with a knee injury ... Collected 34 tackles, a fumble recovery and four passes defended on the year ... Ranked third on the squad with 12 special teams tackles, where he also was credited a fumble recovery and a forced fumble ... Made NFL debut in opener vs. Tennessee (9/11) ... Made first start of NFL career at Seattle (11/21) when he opened at strongside linebacker, a move precipitated after Morlon Greenwood moved to the weakside following a season-ending injury to Junior Seau (pectoral) ... Responded with eight tackles ... Started at that spot each of the next three weeks ... Tallied a season-high nine tackles vs. Buffalo (12/5) while adding eight stops and a fumble recovery at Denver (12/12) ... Posted a season-high two special teams tackles on three occasions; at N.Y. Jets (11/1), vs. Arizona (11/7) and at Denver (12/12) ... In the Cardinals game, recovered a fumble on the game's opening kickoff at the Cards' 23 that led to a field goal ... Was placed on injured reserve on December 27.

2003 – Spent his entire rookie season on injured reserve with a left Lis-Franc type mid-foot injury that he sustained in the Dolphins' first preseason game, vs. Tampa Bay (8/8) ...

Underwent surgery on August 11 to repair the injury ... Dr. Robert Anderson, a foot and ankle specialist, performed the surgery at the Carolina Medical Center in Charlotte, North Carolina ... Was placed on I/R on August 29 ... Underwent subsequent surgery on December 10 to remove a stabilizing screw from his left foot that was inserted in the original surgery ... This surgery was performed by Dr. Anderson at the Carolina Medical Center.

FINS FACT

Among Eddie's hobbies in his free time is writing poetry. He finds it a way of relaxing and an effective form of expression. "It sets you free and gives you a way of getting things off your chest. I'll write things down that I can't talk about with other people."

COLLEGE

Was a four-year letterman (1999-2002) at Tennessee who started each of his final two seasons ... Appeared in 46 games, including 24 starts, and concluded his career with 219 total tackles, 17 stops for loss, six sacks, an interception, a fumble recovery, two forced fumbles and 13 passes defended ... Was a second-team All-SEC performer as a senior when he started all 12 contests and tallied career-high totals of 101 tackles, eight stops for loss and three sacks ... Started all 12 games as a junior in 2001 and led the squad with 81 tackles ... Majored in sociology.

PERSONAL

Single . . . Has a daughter, Celentria (10/14/99) . . . Attended South Pittsburg (Tenn.) High School . . . Rushed for 74 touchdowns in his prep career . . . Was named as Tri-State Super Player of the Year, Class A Offensive MVP and was a finalist for Class A Mr. Football honors as a two-way player at safety and running back his senior year, when he ran for 2,100 yards and 43 touchdowns . . . Also had 328 yards receiving and put together a 37.8-yard average on punts . . . Lettered in basketball and baseball as well . . . Has donated money to help buy toys for kids during the holidays . . . Enjoys plants, fishing and writing poetry in spare time . . . Lists "Cutting Edge" as favorite movie and "Attitude is Everything" as favorite book . . . Full name is Eddie Deon Moore, born July 5, 1980 in Chattanooga, Tenn.

EDDIE MOORE'S NFL REGULAR SEASON STATISTICS

YEAR TEAM	GP	GS	TACKLES					INTERCEPTIONS					FUMBLES		
			TOT	SOLO	ASST	SK	YDS	NO	YDS	LG	TD	PD	FF	FR	YDS
2003 Miami			INJURED RESERVE												
2004 Miami	13	4	34	20	14	0	0	0	0	-	0	4	0	1	0
2005 Miami	5	0	0	0	0	0	0	0	0	-	0	0	0	0	0
NFL TOTALS	18	4	34	20	14	0	0	0	0	-	0	4	0	1	0

ADDITIONAL STATS

Special Teams Tackles: 12 in 2004

Special Teams Fumble Recoveries: 1 in 2004

Special Teams Forced Fumbles: 1 in 2004

Sammy Morris

31 Running Back

Height/Weight6-0, 218

Born3/23/77

CollegeTexas Tech '00

AcquiredUFA (Buff.), 2004

Signed Through2006

NFLSeventh Season

DolphinsThird Season



PRO CAREER

CAREER TRANSACTIONS: Originally was a fifth-round draft choice (156th overall) by Buffalo in 2000 . . . Signed a two-year contract with the Dolphins as an unrestricted free agent from the Bills on March 12, 2004 . . . Re-signed to a one-year contract on April 3, 2006.

2005 – Played in all 16 games, including two starts . . . Rushed for 58 yards and a touchdown on 16 attempts and caught eight passes for 54

FINS FACT

Sammy has plans of attending the Dallas Theological Seminary so that he has an opportunity to pursue a career in counseling following his playing days. He feels as though he can use what he has learned during his NFL career to assist others. "As athletes, we have a platform to help people by example," Sammy says. "I can take some of the things I've experienced and use it to help others."

yards ... Led team with 16 tackles on special teams, where he also forced a fumble ... Rushed for 14 yards on two carries in opener vs. Denver (9/11), including a nine-yard TD run in the fourth quarter that gave the Dolphins a 20-3 lead in their 34-10 victory ... Carried four times for a season-high 23 yards the following week at N.Y. Jets (9/18) ... Had one reception for a season-long 18-yard gain vs. Carolina (9/25) ... Opened at fullback in games at New Orleans (10/30) and vs. Atlanta (11/6) ... Turned in top special teams performance of the year in 23-21 win at San Diego (12/11), when he posted four tackles and a forced fumble ... Stripped the ball from Darren Sproles on a kickoff return in the third quarter, as Olindo Mare recovered at the Chargers' 24, leading to an eight-yard TD pass from Gus Ferrotte to Chris Chambers three plays later, giving the Dolphins a 13-7 lead ... Registered three special teams tackles the following week vs. N.Y. Jets (12/18) and in finale at New England (1/1/06).

2004 – Joined the Dolphins from Buffalo to serve primarily as a third-down back, backup fullback and special teamer ... Injuries thrust him into the starting lineup at running back for much of the year and he responded with his best NFL season ... Started eight of the 13 games in which he played ... Was inactive for three contests ... Led team with career-high figures of 523 yards rushing and six touchdowns on 132 attempts ... Average per rush attempt of 4.0 also was the best of his NFL career ... Added 22 receptions for 124 yards and one kickoff return for 27 yards ... Sustained an ankle injury in opener vs. Tennessee (9/11) and was inactive two weeks later vs. Pittsburgh (9/26) ... Moved into starting spot at halfback for game at Buffalo (10/17), his first start since the 2001 season ... Responded in the Bills game with a career-high 91 yards rushing on 18 attempts, while also catching two passes for 28 yards ... This included a 24-yard catch, tied for the longest of his career ... Compiled 119 total yards from scrimmage in the game, the most of his career ... The following week vs. St. Louis (10/24), compiled 83 yards rushing on a career-high 28 attempts, including an eight-yard TD run in the first quarter to open the scoring as the Dolphins went on for their first win of the season, 31-14 ... Was inactive for games at San Francisco (11/28) and vs. Buffalo (12/5) with injured ribs ... In Monday night game vs. New England (12/20), scored from two yards out and one yard away, marking the first time in his career he recorded two rushing touchdowns in a game ... His one-yard run with 2:07 to play in the game brought the Dolphins to within five points of the lead at 28-23 in a game they would go on to win, 29-28 ... Also recorded career-high figures of six receptions for 46 yards in the Patriots contest ... Concluded the season with 89 yards rushing and a touchdown on 12 carries for a season-best 7.4-yard average per rush attempt at Baltimore (1/2/05) ... Score came on a career-long 35-yard run.

2003 – Played in nine games, all in a reserve role with the Bills ... Was inactive for seven contests ... Rushed for 70 yards and a touchdown on 19 carries and caught 14 passes for 100 yards ... Added six kickoff returns for a 24.3-yard average with a long of 52 and nine tackles on special teams ... Recorded a career-long 52-yard kickoff return at Jacksonville (9/14) ... Was inactive for each of the next five games with a groin injury ... Lone touchdown of the year came on a seven-yard run vs. Indianapolis (11/23), when he also caught a season-high three passes for 23 yards and tallied three stops on special teams.

2002 – Played in all 16 games in a reserve role ... Served as Buffalo's special teams captain for the second year in a row ... Rushed for five yards on two attempts and registered three receptions for 48 yards ... Led the Bills' special teams with 31 tackles ... Had a season-high five special teams tackles at Denver (9/22).

2001 – Played in all 16 games, including one start ... Rushed for 72 yards on 20 carries and had seven receptions for 36 yards ... Served as a captain on special teams and led that unit with 28 tackles ... Lone start of the year came vs. N.Y. Jets (10/7).

2000 – Played in 12 games, including eight starts in his rookie season ... Rushed for 341 yards and five touchdowns on 93 attempts and caught 37 passes for 268 yards and a score ... Contributed 11 tackles on special teams ... Rushing total ranked third on the team, while his reception figure was fourth on the club and tops among running backs ... First NFL start occurred in week three game at N.Y. Jets (9/17) when he rushed for nine yards on three carries and caught three passes for 11 yards ... Initial touchdown of NFL career came on a three-yard run at Miami (10/8) ... That began a stretch of four straight games in which he had a touchdown run, the second-longest such streak by a rookie in Bills history, trailing only the five-game streak by Joe Cribbs in 1980 ... The following week vs. San Diego (10/15), amassed a season-high 60 rushing yards on eight attempts, including a 32-yard scoring run ... Had a pair of scores in the Bills' next contest, at Minnesota (10/22) when he ran for a one-yard touchdown and caught an 18-yard TD pass ... Ran for 54 yards on 19 attempts

vs. N.Y. Jets (10/29) and scored in his fourth consecutive contest when he had a one-yard TD run . . . Rushed for 45 yards on 10 carries and caught four passes for 41 yards at New England (11/5) before being forced from the game early with a thigh bruise . . . Returned to action the week afterwards vs. Chicago (11/12), but sustained an ankle injury and was inactive for each of the following three games . . . Rushed for 43 yards on 11 attempts and had three receptions for 11 yards vs. New England (12/17) before re-injuring his ankle . . . Was inactive for season finale at Seattle (12/23).

COLLEGE

Played two seasons at Texas Tech (1996, 1999) . . . Played in nine games as a senior when he served as team captain . . . Was second on the team that year with 562 yards rushing and three touchdowns on 140 carries . . . Tallied 23 receptions for 386 yards and two touchdowns . . . Sat out his entire junior season because of NCAA ineligibility . . . Was named to the Big 12 Commissioner's Honor Roll for the fall semester . . . Earned the team's Clint Ramsey Academic Effort Award following the season . . . Appeared in the first eight games of his redshirt freshman season of 1996 and rushed for 226 yards and four touchdowns on 29 attempts . . . Majored in communications.

PERSONAL

Married to Leslie with two daughters, Kiera and Jady, and a son, Sammy IV . . . Attended John Jay High School in San Antonio, where he was named the San Antonio Offensive Player of the Year by the Express-News and the District 28-5A MVP as a senior . . . Played both quarterback and running back during his prep career . . . Has participated in the Dolphins charity fishing tournament, which benefits the Miami Dolphins Foundation . . . Has taken part in "Teen Read Week" and the "Lift Up America" Tyson Chicken distribution at Dolphin Stadium . . . Was very active in the community during his tenure in Buffalo . . . All four seasons, served as a spokesperson for "Hit the Books" summer reading program in which he visited libraries throughout western New York in July to help promote literacy . . . Also was active with "Athletes in Action" and many holiday functions sponsored by the Bills . . . Father, Samuel II, was a staff sergeant in the Air Force . . . Full name is Samuel Morris III, born March 23, 1977 in San Antonio, Texas.

SAMMY MORRIS' NFL REGULAR SEASON STATISTICS

YEAR	TEAM	RUSHING								RECEIVING					
		GP	GS	ATT.	YDS.	AVG.	LG	TD		NO.	YDS.	AVG.	LG	TD	
2000	Buffalo	12	8	93	341	3.7	32t	5		37	268	7.2	24	1	
2001	Buffalo	16	1	20	72	3.6	10	0		7	36	5.1	11	0	
2002	Buffalo	16	0	2	5	2.5	5	0		3	48	16.0	18	0	
2003	Buffalo	9	0	19	70	3.7	12	1		14	100	7.1	24	0	
2004	Miami	13	8	132	523	4.0	35t	6		22	124	5.6	24	0	
2005	Miami	16	2	16	58	3.6	9t	1		8	54	6.8	18	0	
NFL TOTALS		82	19	282	1069	3.8	35t	13		91	630	6.9	24	1	
MIAMI TOTALS		29	10	148	581	3.9	35t	7		30	178	5.9	24	0	

ADDITIONAL STATS

Kickoff Returns: (Buffalo) 1 for 17 yards in 2000; 6 for 146 yards, 24.3 avg., long of 52 in 2003, (Miami) 1 for 27 yards in 2004 for total of 8 for 190 yards, 23.8 avg., long of 52

Special Teams Tackles: (Buffalo) 11 in 2000, 28 in 2001, 31 in 2002, 9 in 2003, (Miami) 2 in 2004, 16 in 2005 for total of 97

SINGLE-GAME HIGHS

Most Rushing Yards: 91 at Buffalo, 10/17/04
89 at Baltimore, 1/2/05
83 vs. St. Louis, 10/24/04
Most Rushing Attempts: 28 vs. St. Louis, 10/24/04
19 vs. N.Y. Jets, 10/29/00
18 at Buffalo, 10/17/04

Longest Runs:	35t at Baltimore, 1/2/05
	32t vs. San Diego, 10/15/00
	25 at Buffalo, 10/17/04
TDs Rushing:	2 vs. New England, 12/20/04
Most Receptions:	6 vs. New England, 12/20/04
	5 vs. N.Y. Jets, 10/29/00
	4 five times (last: at Indianapolis, 12/11/00)
Most Receiving Yards:	46 vs. New England, 12/20/04
	44 vs. Indianapolis, 10/1/00
	41 at New England, 11/5/00
Longest Receptions:	24 vs. Chicago, 11/12/00
	24 vs. New England, 9/7/03
	24 at Buffalo, 10/17/04
Total Yards From Scrimmage:	119 at Buffalo, 10/17/04
	102 at Baltimore, 1/2/05
	93 vs. N.Y. Jets, 10/29/00
Total Touchdowns:	2 at Minnesota, 10/22/00
	2 vs. New England, 12/20/04

2000 GAME-BY-GAME STATISTICS (Buffalo)

DATE	OPPONENT	P/S	RUSHING				RECEIVING				W/L	SCORE
			ATT.	YDS.	LG	TD	NO.	YDS.	LG	TD		
9/3	TENNESSEE	P	2	11	7	0	1	14	14	0	W	16-13
9/10	GREEN BAY	P	2	6	5	0	0	0	0	0	W	27-18
9/17	at N.Y. Jets	S	3	9	3	0	3	11	6	0	L	14-27
10/1	INDIANAPOLIS	S	4	28	15	0	4	44	20	0	L	16-18
10/8	at Miami	S	5	17	6	1	2	6	5	0	L	13-22
10/15	SAN DIEGO	S	8	60	32t	1	3	4	5	0	W	27-24
10/22	at Minnesota	S	14	31	6	1	4	39	18t	1	L	27-31
10/29	N.Y. JETS	S	19	54	16	1	5	39	13	0	W	23-20
11/5	at New England	S	10	45	20	0	4	41	20	0	W	16-13
11/12	CHICAGO	S	10	30	9	0	4	32	24	0	W	20-3
11/19	at Kansas City		INACTIVE								W	21-17
11/26	at Tampa Bay		INACTIVE								L	17-31
12/3	MIAMI		INACTIVE								L	6-33
12/11	at Indianapolis	P	5	7	3	1	4	27	9	0	L	20-44
12/17	NEW ENGLAND	P	11	43	13	0	3	11	4	0	L	10-13
12/23	at Seattle		INACTIVE								W	42-23
2000 TOTALS			12-8	93	341	32t	5	37	268	24	1	8-8

2001 GAME-BY-GAME STATISTICS (Buffalo)

DATE	OPPONENT	P/S	RUSHING				RECEIVING				W/L	SCORE
			ATT.	YDS.	LG	TD	NO.	YDS.	LG	TD		
9/9	NEW ORLEANS	P	1	2	2	0	3	1	4	0	L	6-24
9/23	at Indianapolis	P	0	0	0	0	1	11	11	0	L	26-42
9/30	PITTSBURGH	P	0	0	0	0	0	0	0	0	L	3-20
10/7	N.Y. JETS	S	2	4	3	0	0	0	0	0	L	36-42
10/18	at Jacksonville	P	0	0	0	0	0	0	0	0	W	13-10
10/28	at San Diego	P	1	4	4	0	0	0	0	0	L	24-27
11/4	INDIANAPOLIS	P	0	0	0	0	0	0	0	0	L	14-30
11/11	at New England	P	0	0	0	0	0	0	0	0	L	11-21
11/18	SEATTLE	P	2	13	9	0	1	11	11	0	L	20-23
11/25	MIAMI	P	1	0	0	0	1	5	5	0	L	27-34
12/2	at San Francisco	P	2	6	5	0	0	0	0	0	L	0-35
12/9	CAROLINA	P	2	4	3	0	0	0	0	0	W	25-24
12/16	NEW ENGLAND	P	0	0	0	0	1	8	8	0	L	9-12
12/23	at Atlanta	P	2	2	2	0	0	0	0	0	L	30-33
12/30	at N.Y. Jets	P	5	28	10	0	0	0	0	0	W	14-9
1/6/02	at Miami	P	2	9	9	0	0	0	0	0	L	7-34
2001 TOTALS			16-1	20	72	10	0	7	36	11	0	3-13

2002 GAME-BY-GAME STATISTICS (Buffalo)

DATE	OPPONENT	P/S	RUSHING				RECEIVING				W/L	SCORE
			ATT.	YDS.	LG	TD	NO.	YDS.	LG	TD		
9/8	N.Y. JETS	P	0	0	0	0	0	0	0	0	L	31-37
9/15	at Minnesota	P	0	0	0	0	0	0	0	0	W	45-39
9/22	at Denver	P	0	0	0	0	0	0	0	0	L	23-28
9/29	CHICAGO	P	0	0	0	0	0	0	0	0	W	33-27
10/6	OAKLAND	P	0	0	0	0	0	0	0	0	L	31-49
10/13	at Houston	P	0	0	0	0	0	0	0	0	W	31-24
10/20	at Miami	P	0	0	0	0	0	0	0	0	W	23-10
10/27	DETROIT	P	0	0	0	0	1	16	16	0	W	24-17
11/3	NEW ENGLAND	P	0	0	0	0	2	32	18	0	L	7-38
11/17	at Kansas City	P	0	0	0	0	0	0	0	0	L	16-17
11/24	at N.Y. Jets	P	1	5	5	0	0	0	0	0	L	13-31
12/1	MIAMI	P	0	0	0	0	0	0	0	0	W	38-21
12/8	at New England	P	0	0	0	0	0	0	0	0	L	17-27
12/15	SAN DIEGO	P	0	0	0	0	0	0	0	0	W	20-13
12/22	at Green Bay	P	1	0	0	0	0	0	0	0	L	0-10
12/29	CINCINNATI	P	0	0	0	0	0	0	0	0	W	27-9
2002 TOTALS			16-0	2	5	5	0	3	48	18	0	8-8

2003 GAME-BY-GAME STATISTICS (Buffalo)

DATE	OPPONENT	P/S	RUSHING				RECEIVING				W/L	SCORE
			ATT.	YDS.	LG	TD	NO.	YDS.	LG	TD		
9/7	NEW ENGLAND	P	2	14	10	0	2	25	24	0	W	31-0
9/14	at Jacksonville	P	1	-2	-2	0	0	0	0	0	W	38-17
9/21	at Miami		INACTIVE								L	7-17
9/28	PHILADELPHIA		INACTIVE								L	13-23
10/5	CINCINNATI		INACTIVE								W	22-16
10/12	at N.Y. Jets		INACTIVE								L	3-30
10/19	WASHINGTON		INACTIVE								W	24-7
10/26	at Kansas City	P	3	9	5	0	1	7	7	0	L	5-38
11/9	at Dallas	P	3	12	12	0	2	14	18	0	L	6-10
11/16	HOUSTON	P	2	10	5	0	1	4	4	0	L	10-12
11/23	INDIANAPOLIS	P	1	7	7t	1	3	23	14	0	L	14-17
11/30	at N.Y. Giants		INACTIVE								W	24-7
12/7	N.Y. JETS		INACTIVE								W	17-6
12/14	at Tennessee	P	1	1	1	0	3	13	11	0	L	26-28
12/21	MIAMI	P	2	2	6	0	1	6	6	0	L	3-20
12/27	at New England	P	4	17	7	0	1	8	8	0	L	0-31
2003 TOTALS			9-0	19	70	12	1	14	100	24	0	6-10

2004 GAME-BY-GAME STATISTICS (Miami)

DATE	OPPONENT	P/S	RUSHING				RECEIVING				W/L	SCORE
			ATT.	YDS.	LG	TD	NO.	YDS.	LG	TD		
9/11	TENNESSEE	P	1	2	2	0	1	6	6	0	L	7-17
9/19	at Cincinnati	P	0	0	0	0	0	0	0	0	L	13-16
9/26	PITTSBURGH		INACTIVE								L	3-13
10/3	NEW YORK JETS	P	1	-1	-1	0	0	0	0	0	L	9-17
10/10	at New England	P	3	7	5	0	0	0	0	0	L	10-24
10/17	at Buffalo	S	18	91	25	0	2	28	24	0	L	13-20
10/24	ST. LOUIS	S	28	83	9	1	3	8	7	0	W	31-14
11/1	at New York Jets	S	11	48	16	0	3	12	7	0	L	14-41
11/7	ARIZONA	S	16	56	15	1	3	6	9	0	L	23-24
11/21	at Seattle	S	7	16	13	0	0	0	0	0	L	17-24
11/28	at San Francisco		INACTIVE								W	24-17
12/5	BUFFALO		INACTIVE								L	32-42
12/12	at Denver	P	9	36	12	1	0	0	0	0	L	17-20
12/20	NEW ENGLAND	S	9	27	12	2	6	46	15	0	W	29-28
12/26	CLEVELAND	S	17	69	13	0	3	5	6	0	W	10-7
1/2	at Baltimore	S	12	89	35	1	1	13	0	0	L	23-30
2004 TOTALS			13-8	132	523	35	6	22	124	24	0	4-12

2005 GAME-BY-GAME STATISTICS (Miami)

DATE	OPPONENT	P/S	RUSHING				RECEIVING				W/L	SCORE
			ATT.	YDS.	LG	TD	NO.	YDS.	LG	TD		
9/11	DENVER	P	2	14	9t	1	0	0	0	0	W	31-10
9/18	at New York Jets	P	4	23	7	0	0	0	0	0	L	7-17
9/25	CAROLINA	P	5	10	6	0	1	18	18	0	W	27-24
10/9	at Buffalo	P	0	0	0	0	1	8	8	0	L	14-20
10/16	at Tampa Bay	P	0	0	0	0	2	18	15	0	L	13-27
10/21	KANSAS CITY	P	0	0	0	0	0	0	0	0	L	20-30
10/30	at New Orleans	S	0	0	0	0	0	0	0	0	W	21-6
11/6	ATLANTA	S	0	0	0	0	2	10	8	0	L	10-17
11/13	NEW ENGLAND	P	0	0	0	0	0	0	0	0	L	16-23
11/20	at Cleveland	P	0	0	0	0	1	-5	-5	0	L	0-22
11/27	at Oakland	P	0	0	0	0	0	0	0	0	W	33-21
12/4	BUFFALO	P	0	0	0	0	0	0	0	0	W	24-23
12/11	at San Diego	P	0	0	0	0	0	0	0	0	W	23-21
12/18	NEW YORK JETS	P	0	0	0	0	0	0	0	0	W	24-20
12/24	TENNESSEE	P	5	11	7	0	1	5	5	0	W	24-10
1/1	at New England	P	0	0	0	0	0	0	0	0	W	28-26
2005 TOTALS			16-2	16	58	9t	1	8	54	18	0	9-7

SAMMY MORRIS' RUSHING BREAKDOWN

	2005						CAREER					
	G	NO	YDS	AVG	LG	TD	G	NO	YDS	AVG	LG	TD
Buffalo	2	0	0	-	-	0	3	18	91	5.1	25	0
Miami	-	-	-	-	-	0	6	10	28	2.8	9	1
New England	2	0	0	-	-	0	12	39	153	3.9	20	2
N.Y. Jets	2	4	23	5.8	7	0	10	46	170	3.7	16	1
AFC East	6	4	23	5.8	7	0	31	113	442	4.5	25	4
Baltimore	-	-	-	-	-	-	1	12	89	7.4	35	1
Cincinnati	-	-	-	-	-	-	2	0	0	-	-	0
Cleveland	1	0	0	-	-	0	2	17	69	4.1	13	0
Pittsburgh	-	-	-	-	-	-	1	0	0	-	-	0
AFC Central	1	0	0	-	-	0	6	29	158	5.4	35	1
Houston	-	-	-	-	-	-	2	2	10	5.0	5	0
Indianapolis	-	-	-	-	-	-	5	10	42	4.2	15	2
Jacksonville	-	-	-	-	-	-	2	1	-2	-2.0	-2	0
Tennessee	1	5	11	2.2	7	0	4	9	25	2.8	7	0
AFC South	1	5	11	2.2	7	0	13	22	75	3.4	15	2
Denver	1	2	14	7.0	9	1	3	11	50	4.5	12	2
Kansas City	1	0	0	-	-	0	3	3	9	3.0	5	0
Oakland	1	0	0	-	-	0	2	0	0	-	-	0
San Diego	1	0	0	-	-	0	4	9	64	7.1	32	1
AFC West	4	2	14	7.0	9	1	12	23	123	5.3	32	3
AFC Total	12	11	48	4.4	9	1	62	187	798	4.3	35	10
Dallas	-	-	-	-	-	-	1	3	12	4.0	12	0
N.Y. Giants	-	-	-	-	-	-	-	-	-	-	-	-
Philadelphia	-	-	-	-	-	-	-	-	-	-	-	-
Washington	-	-	-	-	-	-	-	-	-	-	-	-
NFC East	-	-	-	-	-	-	1	3	12	4.0	12	0
Chicago	-	-	-	-	-	-	2	10	30	3.0	9	0
Detroit	-	-	-	-	-	-	1	0	0	-	-	0
Green Bay	-	-	-	-	-	-	2	3	6	2.0	5	0
Minnesota	-	-	-	-	-	-	2	14	31	2.2	6	1
NFC Central	-	-	-	-	-	-	7	27	67	2.5	9	1
Atlanta	1	0	0	-	-	0	2	2	2	1.0	2	0
Carolina	1	5	10	2.0	6	0	2	7	14	2.0	6	0
New Orleans	1	0	0	-	-	0	2	1	2	2.0	2	0
Tampa Bay	1	0	0	-	-	0	1	0	0	-	-	0
NFC South	4	5	10	2.0	6	0	7	10	18	1.9	6	0
Arizona	-	-	-	-	-	-	1	16	56	3.5	15	1
St. Louis	-	-	-	-	-	-	1	28	83	3.0	9	1
San Francisco	-	-	-	-	-	-	1	2	6	3.0	5	0
Seattle	-	-	-	-	-	-	2	9	29	3.2	13	0
NFC West	-	-	-	-	-	-	5	55	174	3.2	15	2
NFC Total	4	5	10	2.0	6	0	20	95	271	2.9	15	3

SAMMY MORRIS' RUSHING BREAKDOWN

	2005						CAREER					
	G	NO	YDS	AVG	LG	TD	G	NO	YDS	AVG	LG	TD
Home	8	12	35	2.9	9	1	41	155	559	3.6	32	8
Road	8	4	23	5.8	7	0	41	127	510	4.0	35	5
1st Down	16	8	23	2.9	7	0	82	146	535	3.7	32	9
2nd Down	16	6	29	4.8	9	1	82	94	339	3.6	15	2
3rd Down	16	2	6	3.0	5	0	82	36	173	4.8	35	2
4th Down	16	0	0	0.0	0	0	82	6	22	3.7	9	0
1st Half	16	3	14	4.7	5	0	82	153	558	3.6	32	5
2nd Half/OT	16	13	44	3.9	9	1	82	129	511	4.0	35	8
Grass	14	12	35	2.9	9	1	42	135	462	3.4	20	7
Turf	2	4	23	5.8	7	0	40	147	607	4.1	35	6
Aug./Sept.	3	11	47	4.3	9	1	17	23	89	3.9	10	1
October	4	0	0	-	-	0	21	106	387	3.7	32	5
November	4	0	0	-	-	0	19	64	242	3.8	20	2
Dec./Jan.	5	5	11	3.6	5	0	25	89	351	3.9	35	5
Games 1-8	8	11	47	4.3	9	1	42	140	524	3.7	32	6
Games 9-16	8	5	11	3.6	5	0	40	142	545	3.9	35	7
Wins	9	12	35	2.9	9	1	41	127	464	3.7	32	6
Losses	7	4	23	5.8	7	0	41	155	605	3.9	35	7
Ties	-	-	-	-	-	-	-	-	-	-	-	-

SAMMY MORRIS' RECEIVING BREAKDOWN

	2005						CAREER					
	G	NO	YDS	AVG	LG	TD	G	NO	YDS	AVG	LG	TD
Buffalo	2	1	8	8.0	8	0	3	3	36	12.0	24	0
Miami	-	-	-	-	-	-	6	4	17	4.3	6	0
New England	2	0	0	0.0	0	0	12	19	171	9.0	24	0
N.Y. Jets	2	0	0	0.0	0	0	10	11	62	5.6	13	0
AFC East	6	1	8	8.0	8	0	31	37	286	7.7	24	0
Baltimore	-	-	-	-	-	-	1	1	13	13.0	13	0
Cincinnati	-	-	-	-	-	-	2	0	0	-	-	0
Cleveland	1	1	-5	-5.0	-5	0	2	4	0	0.0	6	0
Pittsburgh	-	-	-	-	-	-	1	0	0	-	-	0
AFC Central	1	1	-5	-5.0	-5	0	6	5	13	2.6	13	0
Houston	-	-	-	-	-	-	2	1	4	4.0	4	0
Indianapolis	-	-	-	-	-	-	5	12	105	8.8	20	0
Jacksonville	-	-	-	-	-	-	2	0	0	-	-	0
Tennessee	1	1	5	5.0	5	0	4	6	38	6.3	14	0
AFC South	1	1	5	5.0	5	0	13	19	147	7.7	20	0
Denver	1	0	0	-	-	0	3	0	0	-	-	0
Kansas City	1	0	0	-	-	0	3	1	7	7.0	7	0
Oakland	1	0	0	-	-	0	2	0	0	-	-	0
San Diego	1	0	0	-	-	0	4	3	4	1.3	5	0
AFC West	4	0	0	-	-	0	12	4	11	2.8	7	0
AFC Total	12	3	8	2.7	8	0	62	65	457	7.0	24	0
Dallas	-	-	-	-	-	-	1	2	14	7.0	18	0
N.Y. Giants	-	-	-	-	-	-	-	-	-	-	-	-
Philadelphia	-	-	-	-	-	-	-	-	-	-	-	-
Washington	-	-	-	-	-	-	-	-	-	-	-	-
NFC East	-	-	-	-	-	-	1	2	14	7.0	18	0
Chicago	-	-	-	-	-	-	2	4	32	8.0	24	0
Detroit	-	-	-	-	-	-	1	1	16	16.0	16	0
Green Bay	-	-	-	-	-	-	2	0	0	-	-	0
Minnesota	-	-	-	-	-	-	2	4	39	9.8	18	1
NFC Central	-	-	-	-	-	-	7	9	87	9.7	24	1
Atlanta	1	2	10	5.0	8	0	2	2	10	5.0	8	0
Carolina	1	1	18	18.0	18	0	2	1	18	18.0	18	0
New Orleans	1	0	0	-	-	0	2	3	1	0.3	4	0
Tampa Bay	1	2	18	9.0	15	0	1	2	18	9.0	15	0
NFC South	4	5	46	9.2	18	-	7	8	47	5.9	18	0
Arizona	-	-	-	-	-	-	1	3	6	2.0	9	0
St. Louis	-	-	-	-	-	-	1	3	8	2.7	7	0
San Francisco	-	-	-	-	-	-	1	0	0	-	-	0
Seattle	-	-	-	-	-	-	2	1	11	11.0	11	0
NFC West	-	-	-	-	-	-	5	7	25	3.6	11	0
NFC Total	4	5	46	9.2	18	0	20	26	173	6.7	24	1

SAMMY MORRIS' RECEIVING BREAKDOWN

	2005						CAREER					
	G	NO	YDS	AVG	LG	TD	G	NO	YDS	AVG	LG	TD
Home	8	4	33	8.3	18	0	41	56	379	6.8	24	0
Road	8	4	21	5.8	15	0	41	35	251	7.2	24	1
1st Down	16	3	25	8.3	15	0	82	38	293	7.7	24	0
2nd Down	16	1	3	3.0	3	0	82	25	159	6.4	20	0
3rd Down	16	4	26	6.5	18	0	82	28	178	6.4	24	1
4th Down	16	0	0	-	-	0	82	0	0	-	-	0
1st Half	16	5	34	6.8	18	0	82	41	318	7.8	24	0
2nd Half/OT	16	3	20	6.7	15	0	82	50	312	6.2	18	1
Grass	14	7	46	8.6	18	0	42	37	203	5.5	20	0
Turf	2	1	8	8.0	8	0	40	54	427	7.9	24	1
Aug./Sept.	3	1	18	18.0	18	0	17	12	86	7.2	24	0
October	4	3	26	8.6	15	0	21	28	217	7.8	24	1
November	4	3	5	1.7	8	0	19	27	185	6.9	24	0
Dec./Jan.	5	1	5	5.0	5	0	25	24	142	5.9	15	0
Games 1-8	8	6	54	9.0	18	0	42	45	325	7.2	24	1
Games 9-16	8	2	0	0.0	5	0	40	46	305	6.6	24	0
Wins	9	2	23	11.5	18	0	31	34	253	7.4	24	0
Losses	7	6	31	5.2	15	0	51	57	377	6.6	24	1
Ties	-	-	-	-	-	-	-	-	-	-	-	-

Keith Newman 55 Linebacker

Height/Weight6-2, 250
 Born1/19/77
 CollegeNorth Carolina '99
 AcquiredUFA, 2006 (Minn.)
 Signed Through2006
 NFLEighth Season
 DolphinsFirst Season



PRO CAREER

CAREER TRANSACTIONS: Signed a one-year contract with the Dolphins as an unrestricted free agent from Minnesota on May 16, 2006 . . . Was originally the first of two fourth-round draft choices (119th overall) of Buffalo in 1999 . . . Signed with Atlanta as an unrestricted free agent on March 17, 2003 . . . Was released by the Falcons on April 27, 2004 and then signed with the Vikings on June 8, 2004.

2005 – Started 10 of the 13 games in which he played with the Vikings at strongside linebacker . . . Was inactive for three contests . . . Recorded 46 total tackles, three sacks, an interception, a fumble recovery and a pass defended . . . In 33-16 win vs. New Orleans

FINS FACT

At Thomas Jefferson High School in Tampa, Florida, Keith showed his versatility by playing many positions on the football field, including tight end, wide receiver, defensive end and safety. Although he knew that defense is what would ultimately earn him a scholarship to college, he did thrive on the offensive side of the ball during his prep career, as he caught 60 passes for 1,528 yards and 11 touchdowns. "The fact that I was bigger and weighed more than most of the DBs was an advantage for me, but they were a tad bit faster," Keith says. Since that time he has not scored a touchdown – either in college at North Carolina or in his seven NFL seasons. "Hopefully I'll get to do it as a defensive player. I miss it."

(9/25), had a half-sack and an interception, as he picked off an Aaron Brooks pass at the Saints' 26, leading to a Vikings touchdown five plays later . . . Recovered a Thomas Jones fumble at Chicago (10/16) . . . Recorded his first full sack of the season vs. Detroit (11/6), marking the start of a stretch in which he tallied 2.5 sacks over a four-week span . . . Tied a career best with a season-high 10 tackles the following week at N.Y. Giants (11/3), a figure which included a half-sack . . . In 24-12 win vs. Cleveland (11/27), recorded a sack of Trent Dilfer as he forced the ball loose, which was recovered by E.J. Henderson at the Browns' 17, resulting in a Minnesota touchdown four plays afterward . . . Was inactive for each of the final three games of the year with a knee injury.

2004 – Started 14 of the 15 regular season games in which he appeared at strongside linebacker . . . Notched 71 tackles, 3.5 sacks, a forced fumble and five passes defended . . . Sack total ranked fourth on the team and led all Vikings linebackers . . . Saw action in a reserve role in opener vs. Dallas (9/12) and was inactive the following week at Philadelphia (9/20) . . . Went on to open the final 14 contests . . . Had a season-high nine tackles in games at Green Bay (11/14) and vs. Green Bay (12/24) . . . Recorded sacks in games at New Orleans (10/17), at Detroit (12/19) and in finale at Washington (1/2/06) . . . In the Redskins contest, tallied a season-best 1.5 sacks, the third-highest total of his career . . . Started both playoff games following the season . . . Totaled eight tackles and a forced fumble . . . Had six tackles and a forced fumble in 31-17 First-Round win at Green Bay (1/9/05).

2003 – Started 10 of the 12 games in which he played at outside linebacker in Atlanta's 3-4 scheme in his lone season with the Falcons . . . Registered 52 tackles, two sacks and a forced fumble . . . Missed the first four games of the season because of an NFL suspension for violating the league's substance abuse policy . . . Only two games he did not start were when Falcons opened in a 4-3 defense and in a nickel package . . . In first game back following suspension, recorded a season-high eight tackles, including a sack, vs. Minnesota (10/5) . . . Also had a sack at New Orleans (11/16) . . . Came up with the first interception of his career at Tampa Bay (12/20) when he snared a Brad Johnson pass and returned it 29 yards to the Bucs' 6, leading to an Atlanta touchdown two plays later as the Falcons went on for a 30-28 victory.

2002 – Started 10 of the 16 games that he played at strongside linebacker in his final season with the Bills . . . Registered 46 tackles, three sacks, two forced fumbles, a fumble recovery and four passes defended . . . Tackle total ranked second among the team's linebackers . . . In opener vs. N.Y. Jets (9/8), recorded five tackles, in addition to a recovery of a LaMont Jordan fumble, leading to a Bills touchdown six plays later . . . The following week at Minnesota (9/15), stripped Daunte Culpepper of the ball on a sack, with Justin Bannan recovering, as the turnover led to a field goal six plays afterward . . . Recorded a sack of Ray Lucas, which also caused a fumble, vs. Miami (12/1).

2001 – Started all 16 games . . . Compiled 93 tackles, 3.5 sacks, a forced fumble and five passes defended . . . Tackle total ranked third on the squad . . . Added three stops on special teams . . . Initial sack of the season occurred vs. Indianapolis (11/4) when he brought down Peyton Manning for an 11-yard loss . . . The following week at New England (11/11), forced a Kevin Faulk fumble that was recovered by Antoine Winfield . . . Had a seven-yard sack of Jay Fiedler vs. Miami (11/25) . . . Tied a career-high with 10 tackles in back-to-back games; at San Francisco (12/2) and vs. Carolina (12/9).

2000 – Started all 16 games at strongside outside linebacker in the Bills' 3-4 scheme . . . Tallied career-high numbers of 96 tackles and eight sacks . . . Added two forced fumbles, a fumble recovery and three passes defended . . . Tackle total ranked fifth on the team, while sack figure was second, trailing only DE Marcellus Wiley (10.5) . . . Made initial start of NFL career in opener vs. Tennessee (9/3) . . . In front of a Sunday night audience, recorded five tackles, including the first two sacks of his NFL career, a figure which still is tied for a career best . . . Had a career-high ten tackles, including a sack, vs. Indianapolis (10/1), while also posting a sack the week afterwards at Miami (10/8) . . . Made first fumble recovery of his career vs. Chicago (11/12) . . . Picked up a Shane Matthews fumble at the Bills' 40 following a Sam Rogers sack in the fourth quarter . . . Ran 25 yards before fumbling at which point teammate Daryl Porter picked up the loose ball and ran 23 yards for a touchdown, making the final score 20-3 . . . Equaled a career best with ten stops vs. New England (12/17) . . . Had five tackles, a pair of sacks and a forced fumble in season-ending 42-23 win at Seattle (12/23).

1999 – Played in four games, all in a reserve role, in his rookie season with Buffalo . . . Was inactive for 12 games . . . Registered three tackles on defense and one on special teams . . . Entire tackle total on defense came in finale vs. Indianapolis (1/2/00).

COLLEGE

Was a four-year letterman at North Carolina (1995-98) . . . Started 24 of the 44 games in which he played during his career, including all 22 contests over his final two seasons . . . Overall, recorded 275 tackles, 7.5 sacks, an interception, five forced fumbles and a fumble recovery . . . Had his most productive season as a senior when he posted 132 tackles, four sacks and an interception and was a second-team All-Atlantic Coast Conference selection . . . Majored in exercise and sports science.

PERSONAL

Married (Yolanda) . . . Attended Thomas Jefferson High School in Tampa, Fla., where he played many positions on the football team, including tight end, wide receiver, defensive end, linebacker and safety . . . As a senior, recorded 110 tackles, three sacks, three interceptions, six forced fumbles and five fumble recoveries . . . In his two-year tenure in Minnesota, volunteered his time with the Salvation Army, as well as the Boys & Girls Club, particularly during the holidays . . . Full name is Keith Anthony Newman, born January 19, 1977 in Tampa, Fla.

KEITH NEWMAN'S NFL REGULAR SEASON STATISTICS

YEAR TEAM	GP GS	TACKLES					INTERCEPTIONS					FUMBLES		
		TOT	SOLO	ASST	SK	YDS	NO	YDS	LG	TD	PD	FF	FR	YDS
1999 Buffalo	4 0	3	2	1	0	0	0	0	-	0	0	0	0	0
2000 Buffalo	16 16	96	57	39	8	52	0	0	-	0	3	2	1	25
2001 Buffalo	16 16	93	63	30	3.5	28.5	0	0	-	0	5	1	0	0
2002 Buffalo	16 10	46	30	16	3	20	0	0	-	0	4	2	1	0
2003 Atlanta	12 10	52	34	18	2	11	1	29	29	0	0	1	0	0
2004 Minnesota	15 14	71	43	28	3.5	21.5	0	0	-	0	5	1	0	0
2005 Minnesota	13 10	46	33	13	3	23	1	1	1	0	1	1	1	0
NFL TOTALS	92 76	407	262	145	23	156	2	30	29	0	18	8	3	25

KEITH NEWMAN'S NFL PLAYOFF STATISTICS

YEAR TEAM	GP GS	TACKLES					INTERCEPTIONS					FUMBLES		
		TOT	SOLO	ASST	SK	YDS	NO	YDS	LG	TD	PD	FF	FR	YDS
2004 Minnesota	2 2	8	7	1	0	0	0	0	-	0	0	0	0	0

ADDITIONAL STATS

Special Teams Tackles: 1 in 1999, 3 in 2001 for total of 4

Special Teams Forced Fumbles: 1 in 2001

SINGLE-GAME HIGHS

Most Sacks: 2.0 at Tennessee, 9/3/00
2.0 at Seattle, 12/23/00
1.5 at Washington, 1/2/05

DON SHULA'S COACHING LONGEVITY

Former Dolphins Head Coach Don Shula was one of only five coaches in NFL history to have coached the same team for 20 or more consecutive seasons. Shula (1970-95) completed 26 seasons with the Dolphins. Green Bay's Curley Lambeau (1921-49) and Dallas' Tom Landry (1960-88) share the record with 29 seasons each, while Pittsburgh's Chuck Noll (1969-91) and the N.Y. Giants' Steve Owen (1931-53) coached 23 years with their teams.

Mike Pearson

71 Tackle

Height/Weight6-7, 302
Born8/22/80
College.....Florida '02
AcquiredUFA (Jack.), 2006
Signed Through2006
NFLFifth Season
DolphinsFirst Season



PRO CAREER

FINS FACT

CAREER TRANSACTIONS: Signed a one-year contract with the Dolphins as an unrestricted free agent from Jacksonville on May 1, 2006 . . . Originally a second-round draft choice (40th overall, 5th offensive tackle) of Jacksonville in 2002.

While he was in Jacksonville, Mike was involved with "Facing Futures," which helps to raise money for children with facial deformities. For two years, he put together a charity skeet shooting event, the proceeds of which benefited the Foundation. "Everyone does golf and bowling tournaments," Mike says. "I thought this would be something different."

2005 – Played in four games, including two starts . . . Was inactive for 12 contests . . . opened at left tackle in games vs. Seattle (9/11) and at N.Y. Jets (9/25) . . . Was inactive for 12 of the final 13 regular season games as well as First-Round Playoff game at New England (1/7/06).

2004 – Started the first four games of the year at left tackle before sustaining a season-ending left knee injury in game vs. Indianapolis (10/3) . . . Underwent reconstructive surgery for the injury . . . Was placed on injured reserve on October 5.

2003 – Started all 16 games at left tackle . . . Was part of a line that yielded only 28 sacks, the fewest in Jaguars history and tied for the ninth-lowest total in the NFL . . . The unit also paved the way for Fred Taylor, who rushed for a club-record 1,572 yards.

2002 – Played in all 16 games as a rookie, starting the final 11 at left tackle . . . First start of NFL career came at Baltimore (10/20), as the line led the way for a 151-yard rushing performance by Fred Taylor . . . Took part in every offensive snap over that 11-game stretch.

COLLEGE

Was a three-year letterman (1999-2001) at Florida who left school with one year of eligibility still remaining . . . Played in 33 games in his career, including 31 starts . . . Was a two-time All-Southeastern Conference Academic selection . . . Was a first-team All-America pick as a junior in 2001 when he started every game at left tackle . . . Received the school's offensive leadership award in 2001 . . . Was an All-SEC choice his final two years . . . Was a Freshman All-America selection in 1999 . . . Redshirted as a true freshman in 1998 . . . Graduated with a degree in business administration.

PERSONAL

Married (Melissa) . . . Attended Armwood High School in Seffner, Fla., where he was one of the nation's top linemen as a senior . . . Was part of USA Today and Parade All-America teams . . . Was a first-team Class 5A All-State selection as well . . . Was a member of the National Honor Society, the Latin Honor Society and was president of the Fellowship of Christian Athletes . . . Still is extremely active with Fellowship of Christian Athletes . . . Participated in many community events during his tenure in Jacksonville . . . Visited Wolfson Children's Hospital on a regular basis . . . Also hosted his own charity skeet shooting event . . . Full name is Michael Wayne Pearson, born August 22, 1980 in Tampa, Fla.

MIKE PEARSON'S NFL REGULAR SEASON STATISTICS


GAMES/STARTS: 2002: 16/11, 2003: 16/16, 2004: 4/4, 2005: 4/2

NFL TOTALS: 40/33

Justin Peelle

87 Tight End

Height/Weight 6-4, 255
 Born 3/15/79
 College Oregon '02
 Acquired UFA (S.D.), 2006
 Signed Through 2008
 NFL Fifth Season
 Dolphins First Season



PRO CAREER

CAREER TRANSACTIONS: Signed a three-year contract as an unrestricted free agent from San Diego on March 20, 2006 . . . Originally was a fourth-round draft choice (103rd overall) of the Chargers in 2002.

2005 – Played in all 16 games, including four starts in his final season with the Chargers . . . Caught 11 passes for 38 yards and a touchdown . . . Collected two special teams tackles . . . Started season-opener vs. Dallas (9/11) . . . Other three games he started were when Chargers opened with two tight ends . . . Had most productive day of season at Oakland (10/16) when he caught three passes for 20 yards, including a four-yard TD reception from LaDainian Tomlinson in the Chargers' 27-14 victory.

2004 – Started four of 16 contests . . . Totaled 10 receptions for 84 yards and a pair of scores . . . Recorded four stops on special teams . . . First reception of season came on a 10-yard TD pass from Drew Brees in 38-17 win over Tennessee (10/3) . . . Tallied longest scoring reception of NFL career in 42-14 victory over Oakland (10/31) when he had a 17-yard grab from Brees . . . Had three receptions for a career-best 34 yards in First-Round Playoff game vs. N.Y. Jets (1/8/05).

2003 – Opened nine of the 15 games in which he appeared . . . Tallied a career-high 16 receptions for 133 yards . . . Had one touchdown catch on the year . . . Contributed two tackles on special teams . . . Posted a career-high four catches, totaling 24 yards, vs. Baltimore (9/21) . . . Lone scoring catch of the year came on a seven-yard grab from Drew Brees in the back of

FINS FACT

Justin's grandfather is a retired Navy captain. In fact, in January of 2005, Justin and several of his Chargers teammates had the opportunity to spend the night aboard the nuclear-powered aircraft carrier USS Carl Vinson, a trip that was arranged by his grandfather.

the end zone the following week at Oakland (9/28), marking his first NFL TD reception . . . Was inactive for game at Detroit (12/7) with a concussion sustained the previous week vs. Kansas City (11/30).

2002 – Played in 15 games, including two starts, as a rookie . . . Caught three passes for 15 yards . . . Was also fifth on the squad with seven tackles on special teams . . . First NFL reception came on a two-yard pass from Drew Brees vs. San Francisco (11/17).

COLLEGE

Started 28 of the 42 games in which he played during his four seasons at Oregon (1998-2001) . . . Totaled 63 receptions for 944 yards and 14 touchdowns . . . Was a first-team All-Pac-10 selection as a senior when he caught 34 passes for 491 yards and nine touchdowns . . . Also that year was a semifinalist for the Mackey Award, given to the nation's top tight end . . . Was an honorable mention all-conference pick as a junior when he registered 24 receptions for 388 yards and five scores . . . Was an All-Pac-10 Academic choice all four years . . . Graduated with a degree in political science.

PERSONAL

Married (Sara) . . . Was a first-team Tri-County Athletic League offensive and defensive choice at Dublin (Calif.) High School . . . During his tenure in San Diego, worked as a volunteer assistant coach at several area high schools . . . Enjoys playing golf in spare time . . . Boyhood idol was Hall of Fame running back Walter Payton, for whom he named his Rottweiler, Payton . . . Full name is Justin Morris Peelle, born March 15, 1979 in Fresno, Calif.

JUSTIN PELLE'S NFL REGULAR SEASON STATISTICS

YEAR	TEAM	GP	GS	RECEIVING					RUSHING				
				NO.	YDS.	AVG.	LG	TD	ATT.	YDS.	AVG.	LG	TD
2002	San Diego	15	2	3	15	5.0	10	0	0	0	—	0	0
2003	San Diego	15	9	16	133	8.3	24	1	0	0	—	0	0
2004	San Diego	16	4	10	84	8.4	17t	2	0	0	—	0	0
2005	San Diego	16	4	11	38	3.5	11	1	0	0	—	0	0
NFL TOTALS		62	19	40	270	6.8	24	4	0	0	—	0	0

JUSTIN PELLE'S NFL PLAYOFF STATISTICS

YEAR	TEAM	GP	GS	RECEIVING					RUSHING				
				NO.	YDS.	AVG.	LG	TD	ATT.	YDS.	AVG.	LG	TD
2004	San Diego	1	1	3	34	11.3	20	0	0	0	—	0	0

ADDITIONAL STATS

Kickoff Returns: 1 for 14 yards in 2003

Special Teams Tackles: 7 in 2002, 2 in 2003, 4 in 2004, 2 in 2005 for total of 15

SINGLE-GAME HIGHS

- Most Receptions:** 4 vs. Baltimore, 9/21/03
3 five times (last: at Oakland, 10/16/05)
- Most Receiving Yards:** 34 vs. N.Y. Jets, 1/8/05*
29 at Pittsburgh, 12/21/03
28 vs. Oakland, 10/31/04
- Longest Receptions:** 24 at Pittsburgh, 12/21/03
20 vs. N.Y. Jets, 1/8/05*
17 three times (last: vs. Oakland, 10/31/04)
- Most TDs:** 1 four times (last: at Oakland, 10/16/05)

*Playoff game


JUSTIN PELLE'S RECEIVING BREAKDOWN

	2005						CAREER					
	G	NO	YDS	AVG	LG	TD	G	NO	YDS	AVG	LG	TD
Buffalo	1	0	0	-	-	0	2	1	10	10.0	10	0
Miami	1	1	11	11.0	11	0	3	2	14	7.0	11	0
New England	1	1	5	5.0	5	0	2	1	5	5.0	5	0
N.Y. Jets	1	0	0	-	-	0	3	0	0	-	-	0
AFC East	4	2	16	8.0	11	0	10	4	29	7.3	11	0
Baltimore	-	-	-	-	-	-	1	4	24	6.0	8	0
Cincinnati	-	-	-	-	-	-	2	0	0	-	-	0
Cleveland	-	-	-	-	-	-	2	0	0	-	-	0
Pittsburgh	1	0	0	-	-	0	2	2	29	14.5	24	0
AFC Central	1	0	0	-	-	0	7	6	53	8.8	24	0
Houston	-	-	-	-	-	-	1	0	0	-	-	0
Indianapolis	1	0	0	-	-	0	2	0	0	-	-	0
Jacksonville	-	-	-	-	-	-	2	0	0	-	-	0
Tennessee	-	-	-	-	-	-	1	1	10	10.0	10	1
AFC South	1	0	0	-	-	0	6	1	10	10.0	10	1
Denver	2	0	0	-	-	0	8	4	32	8.0	17	0
Kansas City	2	2	0	0.0	0	0	8	4	17	4.3	13	0
Oakland	2	3	20	6.7	10	1	8	9	72	8.0	17	3
San Diego	-	-	-	-	-	-	-	-	-	-	-	-
AFC West	6	5	20	4.0	10	1	24	17	121	6.5	17	3
AFC Total	12	7	36	5.1	11	1	47	28	213	7.3	24	4
Dallas	1	2	-4	-2.0	-1	0	1	2	-4	-2.0	-1	0
N.Y. Giants	1	1	1	1.0	1	0	1	1	1	1.0	1	0
Philadelphia	1	1	5	5.0	5	0	1	1	5	5.0	5	0
Washington	1	0	0	-	-	0	1	0	0	-	-	0
NFC East	4	4	2	0.5	5	0	4	4	2	0.5	5	0
Chicago	-	-	-	-	-	-	1	2	23	11.5	17	0
Detroit	-	-	-	-	-	-	-	-	-	-	-	-
Green Bay	-	-	-	-	-	-	1	1	1	1.0	1	0
Minnesota	-	-	-	-	-	-	1	1	6	6.0	6	0
NFC Central	-	-	-	-	-	-	3	4	30	7.5	17	0
Atlanta	-	-	-	-	-	-	1	1	8	8.0	8	0
Carolina	-	-	-	-	-	-	1	1	6	6.0	6	0
New Orleans	-	-	-	-	-	-	1	0	0	-	-	0
Tampa Bay	-	-	-	-	-	-	1	1	9	9.0	9	0
NFC South	-	-	-	-	-	-	4	3	23	7.7	9	0
Arizona	-	-	-	-	-	-	1	0	0	-	-	0
St. Louis	-	-	-	-	-	-	1	0	0	-	-	0
San Francisco	-	-	-	-	-	-	1	1	2	2.0	2	0
Seattle	-	-	-	-	-	-	1	0	0	-	-	0
NFC West	-	-	-	-	-	-	4	1	2	2.0	2	0
NFC Total	4	4	2	0.5	5	0	15	12	57	4.8	17	0
Home	8	5	8	1.6	11	0	31	22	133	6.0	17	2
Road	8	6	30	5.0	10	1	31	18	137	7.6	24	2
1st Down	16	2	4	2.0	5	0	62	17	122	7.2	17	1
2nd Down	16	4	17	7.4	10	0	62	14	104	7.4	24	2
3rd Down	16	5	17	3.4	11	1	62	8	37	4.6	11	1
4th Down	16	0	0	-	-	0	62	1	7	7.0	7	0
1st Half	16	6	36	6.0	11	1	62	20	136	6.8	17	4
2nd Half/OT	16	5	2	0.4	5	0	62	20	134	6.7	24	0
Grass	14	11	38	3.5	11	1	56	38	252	6.6	24	4
Turf	2	0	0	-	-	0	6	2	18	9.0	10	0
Aug./Sept.	3	3	-3	-1.0	1	-	13	13	71	5.5	17	1
October	5	6	30	5.0	10	1	16	12	82	6.8	17	3
November	3	0	0	-	-	0	15	6	38	6.3	17	0
Dec./Jan.	5	2	11	5.5	11	0	18	9	79	8.8	24	0
Games 1-8	8	9	27	3.0	10	1	31	27	176	6.5	17	4
Games 9-16	8	2	11	5.5	11	0	31	13	94	7.2	24	0
Wins	9	6	26	4.3	10	1	31	17	110	6.5	17	3
Losses	7	5	12	2.4	11	0	31	23	160	7.0	24	1

Will Poole

27 Cornerback

Height/Weight5-10, 192
 Born7/24/81
 College.....Southern California '04
 AcquiredD4, 2004
 Signed Through2007
 NFLThird Season
 DolphinsThird Season



PRO CAREER

CAREER TRANSACTIONS: Was a fourth-round draft choice (102nd overall) of the Dolphins in 2004, with a choice obtained from Jacksonville through Green Bay in a 2004 draft trade-down.

2005 – Sustained a season-ending knee injury during offseason workouts, on May 4 . . . Underwent surgery on May 16 to repair the medial meniscus and reconstruct the anterior cruciate ligament in his left knee . . . Spent the entire year on the team's Reserve/Physically Unable to Perform list.

2004 – Played in 15 games, including one start in his rookie season of '04 . . . Was inactive for one contest . . . Saw extensive action in nickel and dime sets . . . Registered 37 tackles, a sack and six passes defended . . . Also returned one kickoff for 22 yards . . . Was part of a unit that finished first in the AFC and second in the NFL in pass defense, yielding an average of only 162.0 yards per outing . . . First start of NFL career came in week two at Cincinnati (9/19) when he started in place of the injured Patrick Surtain (groin) . . . Posted five tackles, including the first sack of his career, at Seattle (11/21) . . . Had a season-high eight tackles, to go along with a pass defended, the following week at San Francisco (11/28) when the Dolphins earned a 24-21 victory as they held the 49ers to 147 net passing yards.

FINS FACT

After leaving Boston College in 2001, Will worked a variety of jobs, including a security guard at a Manhattan office building and handing out fliers at a gym so that he could get free membership.

COLLEGE

Was a one-year starter at USC (2003) . . . Began his college career at Boston College, where he competed as a cornerback on the football team and a guard on the basketball squad . . . Redshirted at BC in 1999 and played there in 2000 before leaving in 2001 to enroll at Ventura (Calif.) Junior College, where he played in 2002 . . . Started the final 11 games at strongside cornerback for USC in 2003 as the Trojans were co-National Champions . . . Earned second-team All-America honors from College Football News and the Associated Press . . . Was a first-team All-Pac-10 Conference choice . . . Named as USC's co-Special Teams Player of the Year . . . Led the team with seven interceptions for 70 yards with a score and 19 pass deflections . . . Ranked third on the team with 80 tackles (52 solo), including three sacks . . . Also caused four fumbles, recovered two others and returned five punts for 26 yards . . . Did not allow a reception in five contests (Arizona State, Stanford, Notre Dame, Arizona, UCLA) . . . Selected as Pac-10 Player of the Week when he had two interceptions against Arizona . . . Registered 11 tackles and a pair of interceptions, returning one 67 yards for a touchdown, against Oregon State . . . Had ten tackles, a sack and a forced fumble against Michigan in the Rose Bowl . . . Played in the Senior Bowl following the season . . . At Ventura Junior College, was named Defensive MVP of the Western State Conference Mountain Division . . . Recorded 42

tackles (35 solo), seven interceptions, eight pass deflections and six blocked kicks . . . Did not play college football in 2001 . . . Started ten games at cornerback as a redshirt freshman for Boston College in 2000 . . . Was named as a second-team All-Big East Conference choice . . . Finished second on the team with 75 tackles (61 solo) and added two forced fumbles, an interception a sack and a fumble recovery . . . Competed briefly with Boston College's basketball team in 2000 (following the 1999 football season), but did not see any action . . . Redshirted as a true freshman in 1999 . . . Earned degree in history.

PERSONAL

Single . . . Has a daughter, Kayla Nicole (1/31/04) . . . Attended Christ the King High School in Middle Village, N.Y. . . . Broke his foot in the first game of his senior season in 1998 and missed the rest of the season until the playoff semifinals . . . As a junior in 1997, was an All-East Coast and All-League first-team selection . . . Rushed for 939 yards with 15 touchdowns and passed for 276 yards with four scores as a quarterback . . . Recorded 62 tackles with an interception (returned for a touchdown) as a defensive back . . . Played basketball, earning second-team all-league honors as the team finished with a 25-2 record and ranked third in the final USA Today poll . . . Went to high school with future NBA players Lamar Odom (Los Angeles Lakers) and Speedy Claxton (New Orleans Hornets) . . . Also lettered in baseball . . . Member of Christ the King's student government . . . Played AAU basketball for Riverside Church (St. Albans, N.Y.), as his team won tournaments in France, California and Arizona . . . Enjoys working with kids . . . Has taken part in several area D.A.R.E. graduations, "Read Across America" program while also having visited hospitals . . . Has worked with children from the Boys and Girls Club of Broward County at the Dolphins Junior Angler Clinic, and has spoken to at-risk kids in the Broward County Court System . . . Enjoys listening to music, playing video games and reading in spare time . . . Growing up was a fan of the Chicago Bulls and Michael Jordan . . . Lists "The Godfather, Part 1 and 2" as favorite movies, "Chappelle's Show" as favorite television show, "Salvation" by Belle Hooks as favorite book and Jay-Z, Jadakiss and Anthony Hamilton as favorite recording artists . . . Full name is William Starling Poole, born July 24, 1981, in Beckley, W.Va.

WILL POOLE'S NFL REGULAR SEASON STATISTICS

YEAR TEAM	GP	GS	TACKLES					INTERCEPTIONS					FUMBLES		
			TOT	SOLO	ASST	SK	YDS	NO	YDS	LG	TD	PD	FF	FR	YDS
2004 Miami	15	1	37	28	9	1	1	0	0	-	0	6	0	0	0
2005 Miami			RESERVE/PUP												
NFL TOTALS	15	1	37	28	9	1	1	0	0	-	0	6	0	0	0

ADDITIONAL STATS

Kickoff Returns: 1 for 22 yards in 2004

LEAGUE LEADERS IN FEWEST SACKS ALLOWED

The Dolphins hold NFL records for most seasons leading the league in fewest sacks allowed (10 – 1973, 1982-90) and most consecutive seasons leading the league in the same category (1982-90). In addition, during the 1988 and 1989 seasons the Dolphins also set an NFL record by not allowing a quarterback sack in 19 consecutive games. The streak far outdistanced the previous NFL mark of five straight games, which was accomplished on many occasions. In 1988, Miami also set an NFL sack record by allowing only seven sacks in the 16-game season.

Derrick Pope

56 Linebacker

Height/Weight 6-0, 232
 Born 5/4/82
 College Alabama '04
 Acquired D7b, 2004
 Signed Through 2007
 NFL Third Season
 Dolphins Third Season



PRO CAREER

CAREER TRANSACTIONS: Was the second of two seventh-round draft choices (222nd overall) of the Dolphins in 2004, with a pick obtained from Baltimore in a draft trade-down.

2005 – Played in 12 games, including two starts . . . Was inactive for four contests . . . Posted 23 tackles and a forced fumble on defense and seven stops on special teams unit . . . Was inactive for the first four games of the season before making his 2005 debut vs. Tampa Bay (10/16) . . . Saw extensive action in game at Cleveland (11/20) after starter Zach Thomas left game with a shoulder injury . . . Tallied four tackles in the Browns contest . . . Opened game at Oakland (11/27) and vs. Buffalo (12/4) at weakside linebacker when Channing Crowder moved to the middle to replace an injured Thomas (shoulder/ankle) . . . Recorded seven tackles in the Raiders game, a team high that day . . . Matched that total the following week in the Bills contest . . . Had two special teams tackles at San Diego (12/11) . . . Had five tackles and a forced fumble the following week vs. N.Y. Jets (12/18), when he saw extensive time as Crowder left the game early with a shoulder injury . . . Stripped the ball from Cedric Houston following a reception with Matt Roth recovering at the Dolphins' 39 . . . That led to a Ricky Williams 23-yard TD run six plays later . . . Added two more special teams stops vs. Tennessee (12/24).

FINS FACT

Although he did not play defense until entering college, Derrick quickly gained a reputation for making the big hit. In the spring prior to his senior year at Alabama, he won the school's Lee Roy Jordan Headhunter Award, which is given to the team's best tackler. He dethroned fellow linebacker Brooks Daniels, who had won the award each of the previous two years. "It was a great experience for me," Derrick said about winning the award. "I decided I was going to give him a run for his money."

2004 – Played in all 16 games, including three starts, in his rookie season . . . Posted 44 tackles, two sacks, a forced fumble and a fumble recovery which he returned for a touchdown . . . Also ranked fifth on the squad with nine special teams tackles . . . Saw action in each of the first 11 games of the season in a reserve role . . . Although he did not start, saw extended action at San Francisco (11/28) after Zach Thomas left the game in the first quarter with a hamstring injury . . . Responded with eight tackles, his first career sack and a fumble recovery . . . With 3:10 to play in the game, Pope picked up a Tim Rattay fumble that was forced by Jason Taylor and took it in one yard for a touchdown . . . The score gave the Dolphins a 24-10 lead in a game they went on to win, 24-17 . . . He became the first defensive rookie to score a touchdown for the Dolphins since Zach Thomas returned an interception 26 yards for a score on November 17, 1996 at Houston . . . Opened at middle linebacker the following week vs. Buffalo (12/5), the first start of his NFL career, and kept that spot for three straight weeks before Thomas returned to the lineup . . . In the Bills game, recorded eight tackles and his second sack in as many weeks . . . Tallied a season-high 14 tackles in start at Denver (12/12), a figure which led the team that day . . . Also was credited with a forced fumble in the Broncos game . . . Had a season-high two special teams tackles in games at N.Y. Jets (11/1) and at Seattle (11/21) . . . In preseason, led the team with 23 tackles on defense while finishing second with four stops on special teams.

COLLEGE

Was a two-year letterman (2002-03) and one-year starter at Alabama . . . Transferred from Garden City (Kan.) Community College . . . Started 13 of 25 games for the Crimson Tide, recording 170 tackles (92 solo) with six sacks, 15 stops for loss, two forced fumbles, a fumble recovery, two interceptions and six pass deflections . . . Played in 12 games with ten starts at strongside linebacker as a senior when he served as team captain . . . Named as a first-team All-Southeastern Conference selection by the Associated Press . . . Was the recipient of the team's Lee Roy Jordan Headhunter Award . . . Finished third on the team with 105 tackles (55 solo), including five sacks, nine stops for losses and five quarterback pressures . . . Also deflected six passes and intercepted another . . . Played in the Senior Bowl and Blue-Gray Game following the season . . . Saw action in 13 games with three starts at middle linebacker as a junior . . . Ranked fifth on the team with 65 tackles (37 solo), including a sack, six stops for loss and three quarterback pressures . . . Also intercepted a pass, caused two fumbles and recovered another . . . Attended Garden City Community College for two seasons (2000-01) prior to enrolling at Alabama . . . Recorded 125 tackles with nine sacks, 16 stops behind the line of scrimmage and returned two fumble recoveries for touchdowns as a sophomore . . . Was a first-team All-America choice and Region VI Defensive Most Valuable Player at middle linebacker . . . Added first-team All-Jayhawk Conference accolades . . . Led the team with 127 tackles and seven sacks as a freshman . . . Named as a second-team JUCO All-America and first-team All-Jayhawk Conference choice . . . Majored in general studies.

PERSONAL

Engaged to Danielle Venible . . . Attended Ball High School in Galveston, Texas . . . Named as the school's Offensive MVP and first-team All-District selection as a running back . . . Also played basketball, baseball and ran track . . . Uncle, Kenith Pope, recruited Derrick for Alabama and presently is the assistant head coach/running backs at Texas A&M . . . Was a high school teammate of Steelers defensive tackle Casey Hampton . . . Has done work with the Boys and Girls Clubs . . . Growing up, the Dallas Cowboys was his favorite team and Bo Jackson was his favorite athlete . . . Lists "Life" as favorite movie, "Martin" as favorite television show and "To Kill A Mockingbird" as favorite book . . . Son of Stephanie Pope . . . Has a brother, Roshawn and a sister, Shakari . . . Derek has earned the nickname, "The Future" because of his propensity for destroying fullbacks . . . Full name is Derrick Trayon Pope, born May 4, 1982, in Galveston, Texas.

DERRICK POPE'S NFL REGULAR SEASON STATISTICS

YEAR TEAM	GP	GS	TACKLES					INTERCEPTIONS					FUMBLES		
			TOT	SOLO	ASST	SK	YDS	NO	YDS	LG	TD	PD	FF	FR	YDS
2004 Miami	16	3	44	25	19	2	5	0	0	-	0	0	1	1	1
2005 Miami	12	2	23	19	4	0	0	0	0	-	0	0	1	0	0
NFL TOTALS	28	5	67	44	23	2	5	0	0	-	0	0	2	1	1

ADDITIONAL STATS

Defensive Touchdowns: 1 fumble return in 2004

Special Teams Tackles: 9 in 2004, 7 in 2005 for total of 16


DOLPHINS TWICE OPEN WITH 10-0 RECORD

Since the 1970 merger of the American and National Football Leagues, Miami is the only NFL team to twice open up a season with 10 or more consecutive wins. The Dolphins did it in 1972 (14 wins) and 1984 (11 wins), while six other teams have accomplished a 10 or more game season-opening winning streak on one occasion — Minnesota in 1975 (10 wins), Chicago in 1985 (13 wins), N.Y. Giants in 1990 (10 wins), San Francisco in 1990 (10 wins), Washington (11 games) in 1991 and Denver (13 games) in 1998.

Matt Roth

98 Defensive End

Height/Weight6-4, 272
 Born10/14/82
 CollegeIowa '05
 AcquiredD2, 2005
 Signed Through2009
 NFLSecond Season
 DolphinsSecond Season



PRO CAREER

CAREER TRANSACTIONS: Second-round draft choice (46th overall) of Miami in 2005, with a choice obtained from Kansas City in the Patrick Surtain deal.

2005 – Played in all 16 games in a reserve role during his rookie season . . . Amassed 22 tackles, a sack, a fumble recovery and a pass defended . . . Posted a season-high six tackles vs. Kansas City (10/21) . . . Had most productive game of the season vs. N.Y. Jets (12/18) when he came up with his first NFL sack and the initial fumble recovery of his career . . . Scooped up a Cedric Houston fumble in the third quarter that was forced by Derrick Pope . . . Sack occurred in the fourth quarter when he tackled Brooks Bollinger for a six-yard loss.

FINS FACT

At every level of football, Matt has always exhibited a great deal of intensity. He credits his brother and father for that. "I had an older brother and he always pushed me and my dad pushed me," Matt says. "Being competitive became second nature. I mean we get along great now, but we were always competing and the neighborhood kids were always outside. So instincts took over."

COLLEGE

Was a four-year letterman at Iowa (2001-04) who started his final two years . . . Opened 26 of the 50 games in which he played during his career and registered 167 tackles, 43 stops for loss, 30 sacks, eight forced fumbles and a fumble recovery . . . Was a first-team All-Big 10 selection and second-team All-America pick as a senior when he started all 12 games and posted 49 tackles, eight sacks and three forced fumbles . . . Was a first-team All-Big 10 pick as a junior as well when he was credited with career-high totals of 51 tackles, 16 stops for loss, 12 sacks and four forced fumbles . . . Ranked second in the Big 10 and 13th nationally, averaging 0.88 sacks per game . . . Had three sacks against Illinois, which tied a career high . . . Moved to defensive end from linebacker for his sophomore season . . . Despite starting only one game that year, recorded 48 tackles and 10 sacks . . . Established a career high with three sacks against Michigan State . . . Majored in health.

PERSONAL

Attended Willowbrook High School in Villa Park, Ill . . . Was a consensus All-America pick as a senior when he played linebacker and fullback . . . As a senior, compiled 161 tackles, four sacks, 23 stops for loss, 10 forced fumbles and a state-record 12 blocked kicks . . . Also lettered four times in wrestling, where he captured the state title as a senior with a record of 31-0 . . . Won school Academic Merit honors . . . Has participated in the Dolphins Golf and Fishing Tournaments, both of which benefit the Miami Dolphins Foundation . . . Has taken part in the team's annual turkey

giveaway . . . Last season, spoke to at-risk kids in the Broward County Court System . . . Enjoys fishing in spare time . . . Growing up, Michael Jordan was his favorite athlete . . . Lists "A Bronx Tale" as favorite movie, "Seinfeld" as favorite television show, and 3 Doors Down as favorite musical group . . . Full name is Matthew M. Roth, born October 14, 1982 in Villa Park, Ill.


MATT ROTH'S NFL REGULAR SEASON STATISTICS

YEAR TEAM	GP GS	TACKLES						INTERCEPTIONS					FUMBLES		
		TOT	SOLO	ASST	SK	YDS		NO	YDS	LG	TD	PD	FF	FR	YDS
2005 Miami	16 0	22	15	7	1	6		0	0	-	0	0	0	1	0

Cliff Russell

88 Wide Receiver

Height/Weight5-11, 190
 Born2/8/79
 CollegeUtah '02
 Acquired.....FA, 2006
 Signed Through2006
 NFLFifth Season
 DolphinsSecond Season



PRO CAREER

CAREER TRANSACTIONS: Originally was a third-round draft choice (87th overall) of Washington in 2002 . . . Was waived by the Redskins on August 30, 2004 . . . Was signed to Cincinnati's practice squad on September 6, 2004 and then signed to the Bengals' 53-man roster on September 29 . . . Was released by the Bengals on September 3, 2005 and then signed by the Dolphins on October 12 . . . Was released by Miami on October 18 and re-signed on November 8.

FINS FACT

Cliff's father, Ronnie, spent 22 years in the United States Army. During that time, he was stationed in such places as Germany, North Carolina, Maryland and Hawaii. While it was somewhat of a nomadic childhood, it exposed Cliff to many different parts of the world. "It was a good experience to see many different types of people and cultures," he says. "It helped growing up to learn how to adjust and adapt to different places and different types of people. I got something good out of each place."

2005 – Spent two stints and a total of nine games on the Dolphins' 53-man roster, including the final eight . . . Saw action in two games in a reserve role, was inactive for seven . . . Did not post any stats . . . Played in games vs. Buffalo (12/4) and at San Diego (12/11), all on special teams.

2004 – Appeared in 13 games, including one start, with the Bengals . . . Had one reception for 21 yards, three rush attempts for 15 yards and 39 kickoff returns for a 22.4-yard average . . . Made NFL debut, in a starting capacity, at Pittsburgh (10/3) . . . Only catch of the year came at Cleveland (10/17) . . . Had a career-high seven kickoff returns, totaling 148 yards, at Baltimore (12/5) . . . Fielded four kickoffs for 113 yards, a career-best 28.3-yard average, vs. N.Y. Giants (12/26) . . . Included in his total that day was a career-long 40-yard return.

2003 – Played in three games with Washington, all in a reserve role . . . Was inactive for 13 contests . . . Caught two passes for 10 yards, with his entire total coming in game vs. Philadelphia (12/27) . . . Added two tackles on special teams.

2002 – Was placed on injured reserve on August 15 with a knee injury.

COLLEGE

Was a four-year letterman at Utah (1998-2001) who started his final three seasons . . . Finished his career with 124 receptions for 1,862 yards and 10 touchdowns . . . Led team as a senior with career-high figures of 53 catches for 744 yards and four touchdowns, as he was a second-team All-Mountain West Conference selection that year . . . Majored in sociology.

PERSONAL

Married (Leah) . . . Grew up in Fayetteville, N.C., but spent his last three years of high school in Ewa Beach, Hawaii, where he attended Campbell High . . . Was team captain and named the league's Most Outstanding Player as a senior . . . Also lettered in track . . . Has participated in the Dolphins annual turkey giveaway drive . . . Enjoys playing the drums in spare time . . . Full name is Clifford Antonio Russell, born February 8, 1979 in Fayetteville, N.C.

CLIFF RUSSELL'S NFL REGULAR SEASON STATISTICS

YEAR	TEAM	GP	GS	RECEIVING					RUSHING				
				NO.	YDS.	AVG.	LG	TD	ATT.	YDS.	AVG.	LG	TD
2002	Washington			INJURED RESERVE (Knee)									
2003	Washington	3	0	2	10	5.0	7	0	0	0	0.0	-	0
2004	Cincinnati	13	1	1	21	21.0	21	0	3	15	5.0	13	0
2005	Miami	2	0	0	0	0.0	-	0	0	0	0.0	-	0
NFL TOTALS		18	1	3	31	10.3	21	0	3	15	5.0	13	0

ADDITIONAL STATS

Kickoff Returns: 39 for 872 yards, 22.4 avg., long of 40 in 2004

Special Teams Tackles: 2 in 2003, 2 in 2004 for total of 4

Josh Shaw

76 Defensive Tackle

Height/Weight6-3, 305
 Born9/17/79
 CollegeMichigan State '02
 AcquiredW (S.F.), 2004
 Signed Through2006
 NFLFourth Season
 DolphinsThird Season



PRO CAREER

CAREER TRANSACTIONS: Was a fifth-round draft choice (172nd overall) of San Francisco in 2002 . . . Was waived by the 49ers on October 6, 2003 . . . Was signed to San Francisco's practice squad on October 7, 2003 and then released on October 14 . . . Was signed to New

FINS FACT

As a senior at Ft. Lauderdale's Dillard High School in 1997, Josh was recruited to play at Michigan State by current Dolphins Head Coach Nick Saban, who was in his third of a five-year stint as Head Coach of the Spartan program.

Orleans' practice squad on October 22, 2003 before being released on October 30 ... Was re-signed to the Saints' practice squad on November 6, 2003 and then waived on November 25 before being re-signed once again on December 4, 2003 ... Signed with San Francisco as a free agent on February 4, 2004, before being waived by the team on September 7 ... Was signed to Miami's practice squad on October 20, 2004 and then signed to the Dolphins' 53-man roster on November 19 ... Was waived by the Dolphins on September 4, 2005 ... Was re-signed on October 12 and then waived on October 15 ... Was re-signed on November 2 and then waived on November 22 ... Was re-signed on December 14 and then waived on December 31.

2005 – Spent a total of five games on the Dolphins' 53-man roster, and was inactive for all five ... Registered nine tackles in preseason with Miami.

2004 – Was in training camp with San Francisco before being waived on September 7 ... Was signed to the Dolphins' practice squad on October 20 where he remained for three games before being signed to the 53-man roster on November 19 ... Played in a reserve role in five games, dressed but did not play in one and was inactive for another ... Totaled seven tackles on the season, including a high of four vs. Buffalo (12/5).

2003 – Spent the first four games of the season on San Francisco's Reserve/Suspended list ... After suspension was lifted, was waived by the 49ers on October 6 ... Was then signed to San Francisco's practice squad on October 7 and then released on October 14 ... Was signed to New Orleans' practice squad on October 22 before being released on October 30 ... Was re-signed to the Saints' practice squad on November 6 and then waived on November 25 before being re-signed once again on December 4 ... Overall, spent one game on San Francisco's practice squad and eight contests on New Orleans' practice squad.

2002 – Spent the first nine games of the season on San Francisco's Reserve/Non-Football Injury list with a knee injury that he sustained in his senior season of college, before being activated to the 53-man roster on November 13 ... Went on to play in three games and was inactive for four ... Registered three tackles and a sack ... Made NFL debut, in a reserve role, vs. Seattle (12/1) ... Recorded first NFL sack in game at Arizona (12/21) ... Was inactive for both playoff games following the season.

COLLEGE

Was a four-year letterman for the Spartans (1998-2001) who started his final three years ... Played in 41 games, including 28 starts, and recorded 214 tackles, 24 stops for loss, three sacks and three interceptions ... Started the first seven games as a senior and was credited with 54 tackles and two interceptions before sustaining a severe knee injury against Michigan, causing him to miss the remainder of the year ... Still earned first-team All-Big Ten accolades ... Was an honorable mention All-Big Ten selection as a junior in 2000 when he posted 68 tackles, two sacks and a forced fumble ... Shared the school's Outstanding Underclass Lineman Award as both a sophomore and junior ... Majored in merchandising management.

PERSONAL

Single ... Prepped at Dillard High School in Ft. Lauderdale ... Was a second-team all-state selection and a first-team All-Broward County choice as a senior in 1997 ... Notched more than 400 career tackles, including 35 sacks, during his career with the Panthers ... During the 2005 offseason, helped put on the inaugural Pro Players Celebrity Basketball Game at his high school alma mater ... The proceeds went to benefit the Al Blades Scholarship fund ... Blades, a Plantation, Fla., native, played at the University of Miami and with the San Francisco 49ers before being killed in a 2003 auto accident ... Has participated in the Dolphins annual charity fishing tournament, which benefits the Miami Dolphins Foundation ... Also has visited foster kids who are part of the Kids in Distress program ... Born September 17, 1979 in Ft. Lauderdale, Fla.


JOSH SHAW'S NFL REGULAR SEASON STATISTICS

YEAR TEAM	GP	GS	TACKLES					INTERCEPTIONS					FUMBLES		
			TOT	SOLO	ASST	SK	YDS	NO	YDS	LG	TD	PD	FF	FR	YDS
2002 San Francisco	3	0	3	3	0	1	5	0	0	-	0	0	0	0	0
2004 Miami	5	0	7	2	5	0	0	0	0	-	0	0	0	0	0
2005 Miami	0	0	0	0	0	0	0	0	0	-	0	0	0	0	0
NFL TOTALS	8	0	10	5	5	1	5	0	0	-	0	0	0	0	0
MIAMI TOTALS	5	0	7	2	5	0	0	0	0	-	0	0	0	0	0

L.J. Shelton

70 Tackle

Height/Weight6-6, 345
 Born3/21/76
 CollegeEastern Michigan '99
 AcquiredUFA (Clev.), 2006
 Signed Through2009
 NFLEighth Season
 DolphinsFirst Season



PRO CAREER

CAREER TRANSACTIONS: Signed a four-year contract with the Dolphins as an unrestricted free agent from Cleveland on March 13, 2006 . . . Originally a first-round draft choice (21st overall) of Arizona in 1999 . . . Was released by the Cardinals on May 18, 2005 and then signed with Cleveland on June 4, 2005.

2005 – Started all 16 games at left tackle for the Browns . . . Part of a line that led the way for RB Reuben Droughns, who amassed 1,232 yards rushing as he became Cleveland's first 1,000-yard rusher since 1985.

2004 – Played in 12 games, starting nine of them at right tackle with Arizona . . . Was inactive for opener at St. Louis (9/12) . . . Was placed on injured reserve with a knee injury on December 14 and spent the last three games there.

2003 – Started the first 15 games of the season at left tackle for Arizona and took part in all 921 offensive snaps over that time . . . Sustained a sprained ankle at Seattle (12/21) and was inactive for finale vs. Minnesota (12/29).

2002 – Started all 16 games at left tackle, the second consecutive season in which he opened every contest and the only Arizona offensive lineman to achieve that feat in '02 . . . Took part

FINS FACT

L.J. was around professional athletics long before he was a first-round draft choice of Arizona in 1999. His father, Lonnie, was a forward in the NBA for 10 years, from 1976-86, including stints with New York, Seattle and Cleveland. In fact, his most prized possession is his father's NBA Championship ring from the 1977-78 Seattle Supersonics. "It means a lot to him because it just symbolizes all the work they went through to win the championship," L.J. says. "Now that I'm playing professional sports, I can appreciate it a lot more, too. It is very hard to achieve. He played 10 years and only got one shot at it, but he was able to win it. The fact that it means so much to him and he gave it to me makes it very special."

in all but nine offensive snaps over the course of the year . . . Part of a line that helped the Cardinals average 113.9 yards rushing per game and a 4.4-yard average per attempt.

2001 – Opened all 16 contests at left tackle, the first time in his career that he started every game . . . Participated in all 955 offensive snaps on the season . . . A member of the Cardinals line that yielded just 29 sacks, the second-fewest by a Cardinals team in a 16-game season.

2000 – Started all 14 games in which he played at left tackle for the Cardinals, including each of the final 13 . . . Sustained a sprained right knee in opener at N.Y. Giants (9/3) and was inactive the next two games (vs. Dallas, 9/10; vs. Green Bay, 9/24) . . . Part of a line that allowed just 35 sacks, the lowest total by a Cardinals team since 1994.

1999 – Missed all of training camp during his rookie season while unsigned . . . Signed his rookie contract on September 25, two games into the regular season . . . Received a roster exemption for two more games . . . Went on to play in nine games, including seven starts . . . Made his NFL debut, in a reserve role, vs. N.Y. Giants (10/10) . . . First start of NFL career came vs. New England (10/31), as he opened seven games in a row . . . Sustained a sprained ankle in second half at Washington (12/12) and did not see action the rest of the year.

COLLEGE

Was a four-year letterman (1995-98) at Eastern Michigan who started his final three seasons at left tackle . . . Was a first-team All-Mid-American Conference selection each of his final two seasons . . . As a senior, graded out at 90 percent for blocking consistency, as he registered a career-high 102 knockdowns for an offense that accumulated 3,985 yards . . . Was a second-team All-America pick by The Sports Network that year . . . As a junior protected the blind side of current Pittsburgh Steelers QB Charlie Batch . . . Majored in telecommunications and film.

PERSONAL

Attended Rochester (Mich.) High School where he lettered in football and basketball . . . Did not play football as a senior in order to concentrate on basketball, where he served as team captain . . . Younger brother, Marlon, played basketball at the University of Washington from 1998-2003 . . . Another younger brother, Titus, currently is playing basketball at Cal Poly-San Luis Obispo . . . Born March 21, 1976 in Corvallis, Ore.

L.J. SHELTON'S NFL REGULAR SEASON STATISTICS

GAMES/STARTS: (Arizona) 1999: 9/7, 2000: 14/14, 2001: 16/16, 2002: 16/16, 2003: 15/15, 2004: 12/9 (Cleveland) 2005: 16/16 **NFL TOTALS:** 98/93

TURKEY TROT

When the Dolphins face the Detroit Lions on November 23 of this year, not only will it be their initial visit to Ford Field, but it also will mark the sixth time in franchise history that they have played on Thanksgiving Day, and their first against the Lions. Miami is 4-1 in their previous five appearances on Thanksgiving, including a 3-1 record against Dallas and a 1-0 mark versus the St. Louis Cardinals. They recorded a 40-21 victory over the Cowboys on November 27, 2003 at Texas Stadium in their last Thanksgiving Day game, in which they will be taking part for the third time since 1999.

Wade Smith

74 Center

Height/Weight6-4, 318
Born4/26/81
CollegeMemphis '03
AcquiredD3, 2003
Signed Through2006
NFLFourth Season
DolphinsFourth Season



PRO CAREER

CAREER TRANSACTIONS: Was the first of two third-round draft choices (78th overall) by the Dolphins in 2003, with a pick obtained from New England in exchange for a second-round selection in 2004.

2005 — Missed the entire season . . . Was placed on injured reserve on September 3 with a forearm injury sustained during training camp . . . Also missed all five preseason contests with the injury.

2004 — Began the season as the starter . . . Opened the first two games of the year at left tackle . . . Was replaced in starting lineup by Damion McIntosh for week three game vs. Pittsburgh (9/26) . . . Played in a reserve role in games 3-6, was inactive for the final ten games of the year.

2003 — Moved into starting lineup at left tackle for second preseason game following ankle injury to Mark Dixon, and kept that spot for his entire rookie season . . . Part of a line that led the way for Ricky Williams, who rushed for 1,372 yards, the second-highest total in team annals . . . Became the second Dolphins rookie in four seasons (2000-03) to open all 16 games at tackle, as Todd Wade, a second-round selection, started every game on the right side in 2000 . . . Overall, was just the third rookie offensive tackle in team history to open every regular season contest, as Wade and Smith were joined by Richmond Webb, a first-round draft pick who started all 16 contests at left tackle in 1990 . . . Was a consensus all-rookie selection . . . Also was named the team's Newcomer of the Year in a vote of South Florida media.

FINS FACT

As if starting at left tackle in the NFL as a rookie is not hard enough, Wade spent the Tuesday prior to the Jacksonville game of 2003 getting married to his fiancée, the former Chareta Beckwith. The date was moved up after the two originally had planned a March 2004 wedding.

COLLEGE

Was a four-year letterman (1999-2002) and two-year starter at Memphis . . . Began his career as a tight end before being moved to offensive tackle for his junior season . . . Started all 12 games at left tackle as a senior . . . Named a second-team All-Conference USA selection . . . Helped the offense average 361.2 yards per game while allowing only 18 quarterback sacks . . . Started all 11 games at right tackle as a junior . . . Named as the team's Offensive Lineman of the Year . . . Suffered a broken right thumb in the third game of season, against South Florida, and played the rest of the season with a protective cast . . . Played in all 11 games with five starts at tight end as a sophomore . . . Used mostly as a blocker in the Tigers' two-tight end set . . . Caught five passes for 25 yards . . . Played in every game with one start as a true freshman . . . Caught one pass for six yards . . . Earned starting assignment at tight end vs. Arkansas State . . . Holds B.S. degree in finance.

PERSONAL

Married during the 2003 season to Chareta, who played basketball at the University of Memphis ... Has a son, Nicholas, and a daughter, Arissa ... Resides in Frisco, Texas ... Attended Lake Highlands High School in Dallas ... Lettered for two seasons in football as a tight end ... Helped his team to the area championship in 1997 and the regional title in 1998 ... Has participated in the Dolphins annual turkey giveaway drive ... Also has donated time and money to help buy toys during the holidays for children who are part of "Big Mama's Team of Life" ... Growing up, his favorite sports team was the Chicago Bulls and his favorite athlete was Jerry Rice ... Lists "Friday" as favorite movie, "Law and Order" as favorite television show and "A Time to Kill" as favorite book ... Full name is Wade L. Smith, born April 26, 1981 in Dallas.

WADE SMITH'S NFL REGULAR SEASON STATISTICS


GAMES/STARTS: 2003: 16/16, 2004: 6/2, 2005: Injured Reserve

NFL TOTALS: 22/18

Donnie Spragan

59 Linebacker

Height/Weight 6-3, 242
Born 7/12/76
College Stanford '99
Acquired UFA (Den.), 2005
Signed Through 2006
NFL Sixth Season
Dolphins Second Season



PRO CAREER

CAREER TRANSACTIONS: Signed a two-year contract with the Dolphins as an unrestricted free agent from Denver on March 11, 2005 ... Originally entered the league as an undrafted college free agent with New Orleans in 1999 ... Spent the entire '99 season on injured reserve ... Was waived by the Saints on August 22, 2000 ... Went to camp with Green Bay in 2001 and was released by the Packers on September 1, 2001 ... Signed to Cleveland's practice squad on October 2, 2001 before being released on October 31 ... Was signed to Denver's practice squad on December 11, 2001.

FINS FACT

As a youngster growing up in the Northern California town of Union City, Donnie worked at the Star and Star Restaurant, an establishment in Oakland owned by his parents.

2005 — Played in all 16 games, including nine starts in his first season with the Dolphins ... Recorded 47 tackles, a sack, an interception, three passes defended and a forced fumble ... Contributed six tackles on special teams ... Began the season as a reserve ... Moved into starting lineup for game at Tampa Bay (10/16) with Achilles injury to Junior Seau, and held that spot for three weeks ... Went back into starting lineup at Oakland (11/27) after Seau was placed on injured reserve, and opened the final six contests of the year ... Knocked down two passes in the Raiders game ... Recorded six tackles in first start as a Dolphin, in the Bucs contest ... Added two stops on special teams in that game ... Also collected six tackles the following week vs. Kansas City (10/21), in addition to games vs. Buffalo (12/4) and vs. N.Y. Jets (12/18) ... In the Bills game, also came up with his first sack as a Dolphin and the second of his career when he stripped the ball from J.P. Losman and Channing Crowder recovered ...

Initial interception of NFL career came three weeks later vs. Tennessee (12/24) when he picked off a Steve McNair pass, leading to an Olindo Mare field goal eight plays later . . . Posted a season-high eight tackles in finale at New England (1/1/06).

2004 – Started 14 of the 16 games in which he played at strongside linebacker for the Broncos . . . Recorded 65 tackles, a sack, a fumble recovery and a forced fumble . . . Tackle total ranked seventh on the squad . . . Had five tackles and a forced fumble at Jacksonville (9/19) . . . Initial sack of NFL career occurred at Oakland (10/17) when he also notched five tackles as the Broncos held the Raiders to 145 yards of total offense . . . Recovered a Justin Fargas fumble vs. Oakland (11/28) . . . Did not start games at San Diego (12/5) and at Tennessee (12/25) when Broncos opened in nickel defense . . . Posted a season-high eight stops at Kansas City (12/19) . . . Started First-Round Playoff game at Indianapolis (1/9/05) and was credited with five tackles on defense and two more on special teams.

2003 – Started eight of the 16 games in which he played and was third on team with 76 total tackles . . . Added a fumble recovery, six passes defended and nine stops on special teams . . . Opened the final eight games of year at weakside linebacker following season-ending injuries to Ian Gold (knee) and John Mobley (neck) . . . First action on defense came in first quarter vs. Pittsburgh (10/12) after Gold left the game with an injury . . . Responded with 12 tackles in the Steelers contest, a 17-14 Broncos win in which they held the Steelers to 215 yards of total offense . . . Initial start of NFL career came vs. New England (11/3) . . . Registered a career-high 13 tackles, a fumble recovery and two passes defended in 22-8 victory at Oakland (11/30) . . . Started First-Round Playoff game at Indianapolis (1/4/04) and was credited with five tackles.

2002 – Saw action in all 16 games in a reserve role . . . Tied for second on the squad with 13 special teams tackles . . . Had two special teams stops and a forced fumble of kick returner Marcus Knight at Oakland (12/22).

2001 – Went to camp with Green Bay and was released prior to the regular season . . . Signed to Cleveland's practice squad on October 2 before being released on October 31 . . . Was signed to Denver's practice squad on December 11 . . . Played with Amsterdam of the NFL Europe League in the spring of 2001 where he recorded 44 tackles, 3.5 sacks, two forced fumbles and a pass defended.

2000 – Was released by the Saints prior to the regular season.

1999 – Went to camp with New Orleans as an undrafted college free agent . . . Sustained a torn anterior cruciate ligament in his knee during the preseason and spent the entire year on injured reserve.

COLLEGE

Was a three-year letterman (1996-98) at Stanford who started each of his final two seasons . . . Overall, started 21 of the 32 games in which he played and racked up 103 tackles, five sacks and three interceptions . . . Was an All-Pac-10 Conference as a senior when he won the Jim Reynolds Award as the team's most inspirational senior . . . Played his freshman year of 1995 at Pacific before the school dropped its football program . . . Appeared in nine games and tallied 20 tackles and a fumble recovery that year . . . Earned his degree in civil engineering.

PERSONAL

Married . . . Attended Logan High School in Union City, Calif., where he was an all-league linebacker and quarterback . . . Also lettered three times in basketball and twice in track . . . Has taken part in the Dolphins charity Golf and Fishing Tournaments, both of which benefit the Miami Dolphins Foundation . . . Full name is Donnie Spragan, Jr., born July 12, 1976 in Oakland, Calif.

DONNIE SPRAGAN'S NFL REGULAR SEASON STATISTICS

YEAR TEAM	GP GS	TACKLES					INTERCEPTIONS					FUMBLES		
		TOT	SOLO	ASST	SK	YDS	NO	YDS	LG	TD	PD	FF	FR	YDS
1999 New Orleans		INJURED RESERVE (knee)												
2002 Denver	16 0	0	0	0	0	0	0	0	—	0	0	0	0	0
2003 Denver	16 8	76	56	20	0	0	0	0	—	0	6	0	1	0
2004 Denver	16 14	65	40	25	1	1	0	0	—	0	3	1	1	0
2005 Miami	16 9	47	34	13	1	15	1	0	—	0	3	1	0	0
NFL TOTALS	64 31	188	130	58	2	16	1	0	—	0	12	2	2	0
MIAMI TOTALS	16 9	47	34	13	1	15	1	0	—	0	3	1	0	0

DONNIE SPRAGAN'S NFL PLAYOFF STATISTICS

YEAR TEAM	GP GS	TACKLES					INTERCEPTIONS					FUMBLES		
		TOT	SOLO	ASST	SK	YDS	NO	YDS	LG	TD	PD	FF	FR	YDS
2003 Denver	1 1	5	3	2	0	0	0	0	—	0	0	0	0	0
2004 Denver	1 1	5	2	3	0	0	0	0	—	0	0	0	0	0
PLAYOFF TOTALS	2 2	10	5	5	0	0	0	0	—	0	0	0	0	0

ADDITIONAL STATS

Special Teams Tackles: (Denver) 13 in 2002, 9 in 2003, 2 in 2004, (Miami) 6 in 2005 for total of 30

Special Teams Fumble Recoveries: 1 in 2003

Special Teams Forced Fumbles: 1 in 2002

ALL-COMMUNITY TEAM

In 2005, a select group of Dolphins players and coaches each hosted a group of 20 guests from charitable organizations for each of the team's eight regular season home games as part of the Miami Dolphins "All-Community Team" (A.C.T.) Program. The program continues in 2006.

For each home game, these Dolphins treated their guests with a game-day ticket, a T-shirt that boasted the name of their player group, an in-game public address announcement and scoreboard mention in addition to a voucher for popcorn and a soft drink, courtesy of Boston Culinary Group. The participating players and coaches were recognized with field-level signage for their participation in the 2005 Miami Dolphins "All-Community Team" Program.

The following is a list of the Dolphins who took part in the "All-Community Team" program during the 2005 football season:



After scoring a touchdown against the Broncos on September 11, 2005, Marty Booker celebrates in front of his "Booker's Bunch" sign.

Player/Coach

WR Marty Booker
DE Kevin Carter
WR Chris Chambers
QB A.J. Feeley
QB Gus Frerotte
CB Reggie Howard
CB Sam Madison
T Stockar McDougle
DL Coach Dan Quinn
DE Jason Taylor

Group Name

Booker's Bunch
Carter's Crusaders
Catch-84
A.J.'s Army
Gus' Miracles of Mitch
Reggie's Corner
Madison Avenue for Kids
Stockar's Blockers
Quinn's Corps
Jason Taylor Foundation

Charity/Organization

Police Athletic League
Head Start/Men as Partners Program
Pop Warner
YMCA
Miami Children's Hospital
The YET Center (Boys/Girls Club)
Enlighten Me (Boys/Girls Club)
Big Brothers/Big Sisters (Broward)
Joe Dimaggio's Children's Hospital
Urban League, I Have a Dream,
His House, Kids in Distress
Southern Command
Overtown Youth Center


LB Zach Thomas
Wide Receivers

Zach's Pack
The Untouchables

Jason Taylor

99 Defensive End

Height/Weight6-6, 255
 Born9/1/74
 CollegeAkron '97
 AcquiredD3a, 1997
 Signed Through2009
 NFLTenth Season
 DolphinsTenth Season



PRO CAREER

CAREER TRANSACTIONS: Was the first of four third-round draft choices (73rd overall) of the Dolphins in 1997 . . . Signed a six-year contract through the 2006 season on July 23, 2001 . . . Signed a three-year contract extension through the 2009 season on March 2, 2004.

CAREER PRO BOWL SELECTIONS: 4 (2000, 2002, 2004, 2005)

2005 – Started all 16 games at right defensive end, one of three linemen to start every contest for the Dolphins in '05 . . . Recorded 77 total tackles, a figure which ranked third on the squad and first among linemen . . . Led the team and tied for third in the AFC and fifth in the NFL with 12 sacks, as the Dolphins tied a team single-season record with 49 sacks . . . It marked the fourth time in his nine NFL seasons that he topped the Dolphins' sack chart . . . Tied for the team lead with four forced fumbles while also recovering a pair . . . Batted down 11

passes on the year, the third-highest total on the team . . . In season-opening 34-10 victory over Denver (9/11), posted seven tackles, including his first sack of the season . . . That came on the game's final play when he stripped the ball from Jake Plummer, Taylor recovered and returned it 85 yards for a touchdown, the fifth fumble return for a touchdown of his career, tying the NFL record also held by Jessie Tuggle . . . It also was the longest fumble return in Dolphins history, surpassing the 68-yard return by A.J. Duhe on October 15, 1978 at San Diego . . . Recorded a season-high nine tackles the following week at N.Y. Jets (9/18) . . . After being held to one sack over the first three games of the year, broke through with two sacks at Buffalo (10/9), the 15th time in his career that he tallied two or more sacks in a game . . . Tied a career-high with three sacks at Oakland (11/27), which were among a season-high seven by the Dolphins that day . . . Also forced a fumble, recovered one and knocked down a pass . . . Came up with two key plays in the second half of the 33-21 win . . . With the Dolphins holding a 13-7 lead in the third quarter, sacked Kerry Collins in the end zone for the second safety of his career . . . With just less than three minutes remaining in the fourth quarter and the Dolphins leading 30-21, recovered a Collins fumble, leading to a an Olindo Mare field goal four plays later . . . For his efforts in the Raiders game, was named AFC Defensive Player of the Week, the fifth such honor of his career and the fourth straight year in which he has come away with the award at least once . . . Matched his career-high sack total once again in a 24-20 win over

FINS FACT

Jason has participated in numerous off-field events and charities throughout his NFL career. But the one that undoubtedly touched him the most was in May of 2003 when he and Zach Thomas visited various military bases throughout Germany, as part of a USO/NFL Tour. "It was one of the most unbelievable things I've done in my life," Taylor said. "It was a very emotional trip, really touching, sometimes tearjerking." After witnessing some of the things that he did, Taylor found a new perspective on the game that he plays for a living. "Football is like chess, not war," Taylor said. "What we do is a game. My job is important to a point. If I make a mistake or don't do my job, it's a touchdown for the other team. If they don't do their jobs, somebody gets killed. What these young men and women do is life and death. Nobody's dead if I make a mistake."

N.Y. Jets (12/18) when he tackled Brooks Bollinger three times as the Dolphins collected six sacks as a team that day ... Registered a sack, a forced fumble and a pass defended the week afterwards vs. Tennessee (12/24) ...

PRO BOWL: Was selected to the AFC Pro Bowl squad, the fourth such honor of his career ... Was named as a starter for the fourth time as well ... Was not able to play in the game because of an injury ... He was also picked as an AFC All-Star following the 2000, 2002 and 2004 seasons ...

CONSECUTIVE GAMES PLAYED: Taylor enters the 2006 season having played and started in 98 straight games, a streak which dates back to 1999 ... His streak of 98 starts in a row currently is the third-longest in club history, trailing only T. Richmond Webb (118 from 1991-98) and C. Jim Langer (109 from 1972-79) ... The 98 consecutive games played is tied for the eighth-longest streak in club history entering 2006 ... The last time Taylor missed a regular season game was on December 19, 1999 when he was inactive for a contest against San Diego with a sprained ankle ... In fact, Taylor has played in 118 of the last 119 league games ... He has missed a total of only four regular season games in his career, with three of those coming in his rookie season of 1997 ...

SACKS OVER THE LAST SIX YEARS: Since 2000, Taylor has amassed 76 sacks, including double-digit totals on four occasions ... His sack total over this six-year span is second-most in the NFL, trailing only the Giants' Michael Strahan:

MOST SACKS IN THE NFL OVER THE LAST SIX SEASONS

(2000-05)

PLAYER, POS.	TEAM(S)	2000	2001	2002	2003	2004	2005	6-YEAR TOTALS
1. Michael Strahan, DE	N.Y. Giants	9.5	22.5	11.0	18.5	4.0	11.5	77.0
2. JASON TAYLOR, DE	MIAMI	14.5	8.5	18.5	13.0	9.5	12.0	76.0
3. Simeon Rice, DE	Ariz., T.B.	7.5	11.0	15.5	15.0	12.0	14.0	75.0
4. Leonard Little, DE	St. Louis	5.0	14.5	12.0	12.5	7.0	8.5	59.5
5. K. Gbaja-Biamila, DE	Green Bay	1.5	13.5	12.0	10.0	13.5	8.0	58.5

SACKS AMONG ACTIVE PLAYERS: Taylor's 92.5 career sacks is the third-highest total among active NFL players:

MOST SACKS AMONG PLAYERS ACTIVE IN THE NFL IN 2005

PLAYER	TEAM(S)	YEARS	NO.
1. Michael Strahan	N.Y. Giants	13	129.5
2. Simeon Rice	Arizona, Tampa Bay	10	119.0
3. JASON TAYLOR	MIAMI	9	92.5
4. Kevin Carter	St. Louis, Tennessee, Miami	11	92.0
5. Warren Sapp	Tampa Bay, Oakland	11	84.0

CAREER SACKS: During the 2003 season, Taylor became the Dolphins' career sack leader, as he surpassed Bill Stanfill's former team record of 67.5 ... He achieved this feat when he sacked Bills quarterback Drew Bledsoe for a four-yard loss in the second quarter on December 21, 2003 at Ralph Wilson Stadium ... With 92.5 sacks, Taylor needs 7.5 more to become the 23rd NFL player to record 100 career sacks since the statistic became official in 1982:

MIAMI DOLPHINS ALL-TIME SACK LEADERS

PLAYER	YEARS	NO.	PLAYER	YEAR	NO.
1. JASON TAYLOR	1997-2005	92.5	6. Trace Armstrong	1995-2000	56.5
2. Bill Stanfill	1969-76	67.5	7. Bob Baumhower	1977-86	39.5
3. Doug Betters	1978-87	65.5	Kim Bokamper	1977-85	39.5
4. Vern Den Herder	1971-81	64.0	9. A.J. Duhe	1977-84	38.5
5. Jeff Cross	1988-95	59.5	10. Manny Fernandez	1968-75	35.0

SACKS BY QUARTERBACK: Taylor's 92.5 career sacks have been spread among 50 different quarterbacks ... The quarterback against whom he has recorded the most sacks is Tom Brady, with 7.5 ... His total includes sacks against a pair of brother tandems, having recorded two sacks of the Hasselbecks (Tim and Matt, 1 each) and the McCowns (Josh and Luke, 1 each):

TAYLOR'S CAREER SACKS BY QUARTERBACK

Tom Brady (New England Patriots): 7.5 sacks (1 on 10/7/01; 2 on 10/6/02; 1 on 10/19/03; 1.5 on 12/7/03; 1 on 12/20/04; 1 on 11/13/05)

Drew Bledsoe (Bills; Patriots): 6.5 sacks (3 on 12/21/03 (BUF); 2 on 12/1/02 (BUF); 0.5 on 11/21/99 (NE), 1 on 11/23/97 (NE))

Rob Johnson (Buffalo Bills): 6 sacks (3 on 12/3/00, 1 on 10/8/00, 2 on 9/13/98)

Peyton Manning (Indianapolis Colts): 5 sacks (1 on 11/2/03; 1 on 12/10/01, 1 on 11/11/01, 1 on 12/17/00, 1 on 9/6/98)

Vinny Testaverde (New York Jets): 4.5 sacks (0.5 on 9/14/03; 1 on 9/22/02; 1 on 10/23/00, 2 on 10/4/98)

Rich Gannon (Oakland Raiders): 4 sacks (3 on 12/15/02, 1 on 10/31/99)

Brooks Bollinger (New York Jets): 3 sacks (3 on 12/18/05)

Kerry Collins (Oakland Raiders): 3 sacks (3 on 11/27/05)

Chad Pennington (New York Jets): 3 sacks (1 on 11/10/02, 1 on 12/28/03, 1 on 10/3/04)

Tim Rattay (San Francisco 49ers): 3 sacks (3 on 11/28/04)

Tony Banks (Baltimore Ravens): 2.5 sacks (2.5 on 9/17/00)

Drew Brees (San Diego Chargers): 2 sacks (2 on 11/24/02)

Brian Griese (Denver Broncos): 2 sacks (2 on 10/13/02)

Jim Harbaugh (Indianapolis Colts): 2 sacks (1 on 12/14/97, 1 on 8/31/97)

Kelly Holcomb (Buffalo Bills): 2 sacks (2 on 10/9/05)

Donald Hollas (Oakland Raiders): 2 sacks (2 on 12/6/98)

Neil O'Donnell (Tennessee Titans; New York Jets): 2 sacks (1 on 9/9/01(TT), 1 on 10/12/97 (NYJJ))

Doug Pederson (Green Bay Packers; Philadelphia Eagles): 2 sacks (1 on 10/24/99 (PHI); 1 on 11/4/02 (GB))

Jeff Blake (Baltimore Ravens): 1.5 sacks (1.5 on 11/17/02)

Daunte Culpepper (Minnesota Vikings): 1.5 sacks (1.5 on 12/21/02)

Alex Van Pelt (Buffalo Bills): 1.5 sacks (1.5 on 11/25/01)

Charlie Batch (Detroit Lions): 1 sack (1 on 11/5/00)

Steve Beuerlein (Carolina Panthers): 1 sack (1 on 11/15/98)

Marc Bulger (St. Louis Rams): 1 sack (1 on 10/24/04)

Quincy Carter (Dallas Cowboys): 1 sack (1 on 11/27/03)

Stoney Case (Detroit Lions): 1 sack (1 on 11/5/00)

John Elway (Denver Broncos): 1 sack (1 on 12/21/98)

Brett Favre (Green Bay Packers): 1 sack (1 on 10/29/00)

Glenn Foley (New York Jets): 1 sack (1 on 11/9/97)

Matt Hasselbeck (Seattle Seahawks): 1 sack (1 on 10/28/01)

Tim Hasselbeck (Washington Redskins): 1 sack (1 on 11/23/03)

Byron Leftwich (Jacksonville Jaguars): 1 sack (1 on 10/12/03)

Josh McCown (Arizona Cardinals): 1 sack (1 on 11/7/04)

Luke McCown (Cleveland Browns): 1 sack (1 on 12/26/04)

Donovan McNabb (Philadelphia Eagles): 1 sack (1 on 12/15/03)

Jim Miller (Chicago Bears): 1 sack (1 on 12/9/02)

Moses Moreno (San Diego Chargers): 1 sack (1 on 11/12/00)

Carson Palmer (Cincinnati Bengals): 1 sack (1 on 9/19/04)

Jake Plummer (Denver Broncos): 1 sack (1 on 9/11/05)

Patrick Ramsey (Washington Redskins): 1 sack (1 on 11/23/03)

Akili Smith (Cincinnati Bengals): 1 sack (1 on 10/1/01)

Michael Vick (Atlanta Falcons): 1 sack (1 on 11/6/05)

Billy Volek (Tennessee Titans): 1 sack (1 on 12/24/05)

Chris Weinke (Carolina Panthers): 1 sack (1 on 11/4/01)

Travis Brown (Buffalo Bills): 0.5 sack (0.5 on 1/6/02)

Chris Chandler (Atlanta Falcons): 0.5 sack (0.5 on 12/30/01)

Trent Dilfer (Seattle Seahawks): 0.5 sack (0.5 on 11/21/04)

Jon Kitna (Seattle Seahawks): 0.5 sack (0.5 on 9/3/00)

Shaun King (Tampa Bay Buccaneers): 0.5 sack (0.5 on 12/10/00)

Mike McMahon (Detroit Lions): 0.5 sack (0.5 on 9/8/02)

MULTIPLE SACK GAMES: In his career, Taylor has recorded 21 multiple sack games (1.5 or more). . . . He has amassed two or more sacks in a game 17 times in his career and the Dolphins have posted a record of 14-3 in those games . . . He has tallied three sacks in a game on six occasions and the Dolphins have emerged victorious each time.

CAREER FUMBLE RECOVERIES: In 2004, Taylor recovered three fumbles, giving him 19 for his career and moving him past Dick Anderson and Bob Baumhower into first on the Dolphins' all-time chart in that category . . . He tied the record of 17 when he recovered a Mack Strong fumble at Seattle on November 21, 2004 . . . He eclipsed the mark the following week at San Francisco (11/28), when he recovered a Tim Rattay fumble . . . He added to that total in 2005 when he recovered two more opponents' fumbles . . .

MOST CAREER FUMBLE RECOVERIES IN DOLPHINS HISTORY

PLAYER	YEARS	NO.
1. JASON TAYLOR	1997-2005	21
2. Dick Anderson	1968-77	17
Bob Baumhower	1977-86	17
4. Vern Den Herder	1971-81	14
5. Larry Gordon	1976-82	12

CAREER TOUCHDOWNS: Taylor has five touchdowns in his career, all on fumble returns . . . The most recent came on an 85-yard fumble return on the final play of a 34-10 win over Denver on September 11, 2005 at Dolphins Stadium after he stripped the ball from Jake Plummer . . . Taylor's other career scores came on a 34-yard return of a Quincy Carter fumble on November 27, 2003 at Dallas, a one-yard touchdown return after recovering a Tom Brady fumble on October 7, 2001 against New England, a 29-yard touchdown return following an Akili Smith fumble at Cincinnati on October 1, 2000, and a four-yard TD return off of a Brian Griese fumble at Denver on September 13, 1999 . . . His five fumble returns for touchdowns are the most-ever in team annals:

MOST CAREER FUMBLE RETURNS FOR TD IN DOLPHINS HISTORY

PLAYER	YEARS	NO.
1. JASON TAYLOR	1997-2005	5
2. Bob Baumhower	1977-86	2
Liffort Hobley	1987-93	2

His five fumble returns for touchdowns not only are the most ever in team annals, but the five total scores represent the most all-time among Dolphins linemen:

MOST CAREER TOUCHDOWNS BY A DOLPHINS LINEMAN

PLAYER	YEARS	NO.
1. JASON TAYLOR	1997-2005	5
2. Bill Stanfill*	1969-76	2
Bob Baumhower	1977-86	2

* - both touchdowns came on interception returns

Taylor's 85-yard fumble return for a touchdown on September 11, 2005 against Denver at Dolphins Stadium is the longest in club history:

LONGEST FUMBLE RETURNS IN DOLPHINS HISTORY

PLAYER	RETURN	OPPONENT, DATE
1. JASON TAYLOR	85t	vs. Denver, 9/11/05
2. A.J. Duhe	68	at San Diego, 10/15/78
3. Trell Hopper	59t	vs. Kansas City, 10/11/87

In addition, Taylor's five fumble returns for touchdowns are tied with former Atlanta Falcons linebacker Jessie Tuggle for the most in NFL history:

MOST FUMBLE RETURNS FOR TOUCHDOWNS IN NFL HISTORY

PLAYER	YEARS	TEAM	NO.
1. JASON TAYLOR	1997-2005	MIAMI	5
Jessie Tuggle	1987-2000	Atlanta	5
3. Bill Thompson	1969-81	Denver	4
Derrick Thomas	1989-99	Kansas City	4
5. Many other players			3

CAREER INTERCEPTIONS: Taylor has come up with four interceptions in his career, the second-highest figure ever by a Dolphin defensive lineman, trailing only Kim Bokamper's six career interceptions . . .

CAREER SAFETIES: When Taylor tackled Raiders QB Kerry Collins in the end zone on November 27, 2005 at Oakland, it marked the second safety of his career . . . His first came on October 27, 2003 against the Chargers in Tempe, Ariz., when he tackled Damion McIntosh in the end zone following a Drew Brees fumble . . . He is the only player in Dolphins history to post more than one safety in a career.

2004 – Started all 16 games at right end, one of only four Dolphins defenders to open every contest in '04, along with LB Morlon Greenwood, CB Sam Madison and SS Sammy Knight . . . Recorded a career-high 90 tackles, a figure which ranked fifth on the squad . . . Also registered 9.5 sacks, 42 QB hurries, three fumble recoveries, two forced fumbles and nine passes defended . . . Was named as a starter to the AFC Pro Bowl squad . . . Sack total led the team and tied for seventh in the AFC . . . Had at least one sack in seven games on the year . . . Had a season-high 10 tackles on two occasions; at Cincinnati (9/19) and at Denver (12/12) . . . Also came up with a sack and an interception of a Carson Palmer pass in the Bengals game . . . Had four tackles, a half-sack and a fumble recovery at Seattle (11/21) . . . Fumble recovery came in the first quarter when he recovered a Mack Strong fumble, which led to an A.J. Feeley seven-yard TD run six plays later . . . It also was the 17th fumble recovery of his career, as he tied Dick Anderson and Bob Baumhower for the Dolphins' all-time lead in that category . . . Registered a season-high three sacks at San Francisco (11/28), a figure that tied a single-game career-high achieved on three previous occasions, most recently on December 21, 2003 at Buffalo . . . Also defended two passes, recovered a fumble and forced a fumble in the Dolphins' 24-17 win over the 49ers . . . Forced fumble occurred when he stripped the ball from QB Tim Rattay in the fourth quarter, and Derrick Pope recovered, taking it in one yard for a touchdown . . . Earlier in the final quarter, recovered a Rattay fumble, leading to an Olindo Mare field goal . . . That was the 18th fumble recovery of his career, as he moved past Anderson and Baumhower as the Dolphins' all-time leader in that category . . . For his performance, was named AFC Defensive Player of the Week, the fourth such honor of his NFL career . . . In a vote of media and fans, was named the winner of the team's Dan Marino MVP Award for 2004 . . .

2003 – Started all 16 games at right defensive end, marking the fourth straight year in which he opened all 16 games . . . Recorded 71 tackles (50 solo), 13 sacks for 70 yards in losses, six additional tackles for loss, two fumble recoveries, three forced fumbles, five passes defended and 36 quarterback hurries . . . Also recorded a safety on the season, the first of his career . . . Sack total was second on the club, second in the AFC and fourth in the NFL . . . Registered 10.5 sacks over the final nine games of the season . . . Was credited with eight tackles and two forced fumbles at Jacksonville (10/12) . . . Registered three tackles, including a sack and a forced fumble, vs. New England (10/19), giving him 60.5 career sacks and moving him past Jeff Cross into sole spot of fourth on the Dolphins' all-time list . . . The following week, in Monday night game against San Diego (10/27) in Tempe, Ariz., posted a season-high nine tackles as the Dolphins held the Chargers to just 250 yards of total offense in a 26-10 win . . . Also registered the first safety of his career, as he tackled Chargers tackle Damion McIntosh in the end zone for a safety after McIntosh recovered a Drew Brees fumble resulting from a Rob Burnett sack . . . It was the first safety registered by the Dolphins since October 8, 2000 vs. Buffalo . . . Game vs. Indianapolis (11/2) marked the 100th of his career during the regular season . . . Tied a season-high with nine tackles in 24-23 Sunday night victory over Washington (11/23) . . . Included in his total were two sacks, his first multiple-sack game of the season and the 15th of his career . . . It also began a string of six straight games in which he would record a sack . . . Both sacks in the Redskins game came on third-down plays, with the second occurring in the fourth quarter, and which was followed by the Dolphins' game-winning touchdown drive . . . For his performance in the Redskins contest, he was named as AFC Defensive Player of the Week for the week of November 23-24 . . . On Thanksgiving Day at Dallas (11/27), had two tackles,

including one sack, as he tackled Cowboys quarterback Quincy Carter for an eight-yard loss . . . Also had a fumble return for a touchdown, when he recovered a Carter fumble forced by an Adewale Ogunleye sack and brought it back 34 yards for a touchdown . . . Taylor's sack of Carter gave him 64.5 for his career, moving him ahead of Vern Den Herder into sole possession of third place among the Dolphins' all-time sack leaders . . . His fumble return for a touchdown was the fourth TD he scored on a fumble recovery in his career, moving him into a tie for second place in NFL history (along with Bill Thompson and Derrick Thomas) for most touchdowns scored on fumble recoveries, trailing only Jessie Tuggle . . . Produced five tackles, including three sacks at Buffalo (12/21) . . . Sack total tied a career high that he had achieved twice previously, most recently on December 15, 2002 against Oakland . . . All three sacks, which totaled 20 yards in losses, came against Drew Bledsoe . . . When he sacked Bledsoe for a four-yard loss in the second quarter, it gave Taylor 68 career sacks, breaking Bill Stanfill's former team record of 67.5 career sacks . . . Finished the season by recording four tackles and a sack vs. N.Y. Jets (12/28), the sixth game in a row in which he tallied a sack, tying for the second-longest sack streak in Dolphins history . . .

2003 SACK TOTAL: Taylor tallied 13 sacks in 2003, one year after he led the team and the NFL with 18.5 sacks . . . He became the first Dolphin to record double-digit sack totals in consecutive seasons since Jeff Cross had 10 in 1989 and 10.5 in 1990 . . . His sack total in 2003 ranked second in the AFC and fourth in the NFL:

2003 NFL SACK LEADERS

PLAYER, POS.	TEAM	SACKS	PLAYER, POS.	TEAM	SACKS
1. Michael Strahan	N.Y. Giants	18.0	5. Leonard Little	St. Louis	12.5
2. Adewale Ogunleye	Miami	15.0	7. Michael Rucker	Carolina	12.0
Simeon Rice	Tampa Bay	15.0	Terrell Suggs	Baltimore	12.0
4. JASON TAYLOR	MIAMI	13.0	9. Bertrand Berry	Denver	11.5
5. Shaun Ellis	N.Y. Jets	12.5	Aaron Schobel	Buffalo	11.5

CONSECUTIVE GAMES WITH A SACK: Taylor finished the 2003 season by recording a sack in each of the last six games . . . During this span, he accounted for 9.5 sacks . . . This streak is tied for the second-longest in Dolphins history, and Taylor now owns three of the four-longest such streaks in team history . . . He established the longest sack streak in team history with a sack in eight consecutive contests in 2002 . . .

SACK TANDEM: Along with DE Adewale Ogunleye's 15 sacks, Taylor was part of the top sack tandem in the NFL in 2003, 4.5 ahead of their nearest competitors . . . It was the second straight year that this tandem achieved this total and that they led the NFL . . . In addition, Ogunleye led the AFC in sacks while Taylor finished second, marking just the third time since sacks became official in 1982 that teammates have finished 1-2 in a conference in sacks . . . They joined Carolina's Kevin Greene (14.5) and Lamar Lathon (13.5) in 1996, and the Dolphins' Trace Armstrong (16.5) and Taylor (14.5) in 2000:

TOP NFL SACK TANDEM IN 2003

TEAM	PLAYER	SACKS	PLAYER	SACKS	TOTAL
1. MIA.	ADEWALE OGUNLEYE (DE)	15.0	JASON TAYLOR (DE)	13.0	28.0
2. N.Y.G.	Michael Strahan (DE)	18.0	Kenny Holmes (DE)	5.5	23.5
3. Balt.	Terrell Suggs (DE)	12.0	Peter Boulware (LB)	8.5	20.5
Den.*	Bertrand Berry (DE)	12.0	Trevor Pryce (DE)	8.5	20.5
5. T.B.	Simeon Rice (DE)	15.0	Warren Sapp (DT)	5.0	20.0
St.L.	Leonard Little (DE)	12.5	Grant Wistrom (DE)	7.5	20.0

* Only one tandem per team is included, therefore it does not take into account Denver DE Reggie Hayward (8.5)

With 28 sacks combined, Taylor and Ogunleye tied their own figure from 2002 as the third-highest total ever among Dolphins sack tandems . . . In addition, it is just the second time in Dolphins history that two players have accounted for double-digit sack totals . . . In 2000, DE Trace Armstrong tallied 16.5 sacks while Taylor notched 14.5 . . . Taylor now has been a part of three of the five highest single-season sack tandems in club history.

2002 – Started all 16 games at right defensive end . . . Along with CB Sam Madison and LB Zach Thomas served as a tri-captain on defense . . . Had 76 tackles, a team-high 18.5 sacks for 162.5 yards in losses, eight passes defended, seven forced fumbles and two fumble recoveries . . . Added one stop on special teams . . . Tackle total was good for fifth on the team and first among defensive linemen . . . Ranked first in the AFC and in the NFL in sacks, becoming the first Dolphin in club history to lead the NFL in sacks . . .

SACKS: With 18.5 sacks in 2002, Taylor became the first Dolphin ever to lead the NFL in this category . . . He tallied at least a half-sack in 12 of 16 contests, while accounting for 1.5 or more on seven occasions, including a season-high three vs. Oakland (12/15):

2002 NFL SACK LEADERS

PLAYER, POS.	TEAM	SACKS	PLAYER, POS.	TEAM	SACKS
1. JASON TAYLOR, DE	MIAMI	18.5	4. Andre Carter, DE	San Francisco	12.5
2. Simeon Rice, DE	Tampa Bay	15.5	Hugh Douglas, DE	Philadelphia	12.5
3. Dwight Freeney, DE	Indianapolis	13.0	6. 3 different players		12.0

With 18.5 sacks in 2002, Taylor tied for the highest single-season sack total in Dolphin history, along with Bill Stanfill, who also had 18.5 sacks in 1973 . . . Taylor tied Stanfill's club record when he shared a six-yard sack of Vikings quarterback Daunte Culpepper with Adewale Ogunleye at Minnesota on December 21 . . . Taylor owns two of the six highest single-season sack totals in club history:

DOLPHINS SINGLE-SEASON SACK LEADERS

PLAYER	YEAR	NO.
1. JASON TAYLOR	2002	18.5
Bill Stanfill	1973	18.5
3. Trace Armstrong	2000	16.5
4. Doug Betters	1983	16.0
5. Adewale Ogunleye	2003	15.0
6. JASON TAYLOR	2000	14.5

CONSECUTIVE GAMES WITH A SACK: Included in Taylor's record-setting performance of 2002 was a streak of eight consecutive games (Games 8-15) that he recorded at least one sack, breaking the former club record of six consecutive games with at least one sack (since 1982), which was first set in 1983 by Doug Betters and then equaled by Taylor in 2000 . . . Taylor's streak was snapped when he was held without a sack in the season finale at New England on December 29 . . . During this eight-game span, Taylor totaled 13 sacks, including five contests in which he had more than one sack . . .

LONGEST SACK STREAKS IN DOLPHINS HISTORY (since 1982)

PLAYER	YEAR	STREAK	GAMES	1	2	3	4	5	6	7	8	TOT.
1. J. TAYLOR	2002	8	8-15	1.0	1.0	1.5	2.0	2.0	1.0	3.0	1.5	13.0
2. D. Betters	1983	6	7-12	2.0	2.0	1.0	1.0	1.0	1.0	-	-	8.0
J. TAYLOR	2000	6	5-10	1.0	1.0	1.0	1.0	2.0	1.0	-	-	7.0
J. TAYLOR	2003	6	11-16	2.0	1.0	1.5	1.0	3.0	1.0	-	-	9.5

Taylor's streak of at least one sack in eight consecutive games is tied for the fourth-longest such streak in the NFL since the statistic became official in 1982:

LONGEST SACK STREAKS IN NFL HISTORY (since 1982)

PLAYER	TEAM(S)	STREAK	DATES OF STREAK
1. Simon Fletcher	Denver	10	11/15/92 – 9/20/93
2. Bruce Smith	Buffalo	9	11/16/86 – 10/25/87
Kevin Greene	S. F.-Carolina	9	12/7/97 – 10/18/98
4. JASON TAYLOR	MIAMI	8	11/4/02 – 12/21/02

8 by many other players, most recently by Indianapolis' Robert Mathis from 9/11/05 – 11/7/05

SACK TANDEM: Along with DE Adewale Ogunleye's 9.5 sacks, Taylor was part of the top sack tandem in the NFL in 2002, five ahead of their nearest competitors:

TOP NFL SACK TANDEM IN 2002

TEAM	PLAYER	SACKS	PLAYER	SACKS	TOTAL
1. MIA.*	JASON TAYLOR (DE)	18.5	ADEWALE OGUNLEYE (DE)	9.5	28.0
2. T.B.*	Simeon Rice (DE)	15.5	Warren Sapp (DT)	7.5	23.0
3. Car.	Julius Peppers (DE)	12.0	Michael Rucker (DE)	10.0	22.0
4. Phil.*	Hugh Douglas (DE)	12.5	N.D. Kalu (DT)	8.0	20.5
5. Ind.	Dwight Freeney (DE)	13.0	Brad Scioli (DT)	7.0	20.0
Wash.	LaVar Arrington (LB)	11.0	Bruce Smith (DE)	9.0	20.0

* A player can only be included in one sack tandem. Therefore, it does not include Philadelphia DT Darwin Walker (7.5), Tampa Bay DT Ellis Wymys (5.5) or anyone else with the Dolphins with 1.5 or more sacks.

PLAYER OF THE WEEK/MONTH: Taylor was named AFC Defensive Player of the Week on two occasions in 2002 . . . He was cited for his performances in wins at Denver (10/13) and vs. Oakland (12/15) . . . They marked the first two Player of the Week awards in his career . . . He also became the first Dolphins defensive lineman to earn Defensive Player of the Week accolades during the regular season since the award was instituted in 1984 (Trace Armstrong did win the honor following a 1999 First-Round Playoff game at Seattle) . . . With his two AFC Defensive Player of the Weeks awards in 2002, it marked the second straight year and the third time in the last four seasons that a Dolphin defender won AFC Defensive Player of the Week honors two or more times in the same season; cornerback Sam Madison earned the award on three occasions in 1999, while linebacker Zach Thomas won the award twice in 2001 . . . Taylor also was named AFC Defensive Player of the Month for both October and November . . . In three games in October, he had 15 tackles, four sacks for 52 yards in losses, two forced fumbles and a pass defended . . . It was Taylor's first Defensive Player of the Month Award of his career . . . Overall since the NFL first instituted the award in 1984, Taylor became the seventh Dolphin to be named AFC Defensive Player of the Month and the second lineman (defensive lineman Jeff Cross shared that award with linebacker John Offerdahl in October, 1990) . . . Followed that by being named as AFC Defensive Player of the Month for November . . . In four games in November, Taylor posted 15 tackles, 5.5 sacks for 33 yards in losses, two passes defended, and a forced fumble . . . It marked the first time ever that a player earned AFC or NFC Defensive Player of the Month honors in back-to-back months . . . It also is the first time that a Dolphin earned an NFL monthly award twice in the same season . . . In fact, only one other Dolphin, quarterback Dan Marino (November, 1986; October, 1988), has won a monthly honor twice in a career . . .

PRO BOWL: Was named as a starter to the AFC Pro Bowl squad, as he was joined on the team by six other Dolphins, the most in the AFC . . . It was his second time being named to the Pro Bowl team, along with his selection in 2000 . . . Along with Tim Bowens, who also was named to his second Pro Bowl team, Taylor and Bowens became the third and fourth Dolphin defensive linemen in club history to record multiple Pro Bowl appearances, joining Bob Baumhower (5 – 1979, 1981-84) and Bill Stanfill (4 – 1971-74) . . . The seven Pro Bowl selections by the Dolphins tied for the second-most in team history (2000), trailing only the eight that went following the 1984 season . . . Six of the seven selections were defensive players, the most in team history, surpassing the previous high of five from 2000 . . .

POSTSEASON HONORS: Earned numerous honors following the season . . . Was a first-team All-Pro selection by Associated Press, Sports Illustrated, Pro Football Weekly, Football Digest, The Sporting News and College & Pro Football Newsweekly . . . Also was named the Defensive Player of the Year by Sports Illustrated, Kansas City 101, and the Touchdown Club of Columbus (Ohio) . . . Was chosen as the Pass Rusher of the Year by the NFL Alumni Association . . . Along with Ricky Williams, was named as the team's co-MVP in a vote of South Florida media and fans . . . Was the winner of the team's Leadership Award, as voted on by his teammates . . .

GAME HIGHLIGHTS - VS. NEW ENGLAND (OCT. 6): Tied for second on the club with six tackles, including two sacks, as he tackled Patriots quarterback Tom Brady twice for a total of 22 yards in losses . . . It was his first multiple-sack game of the season and the eighth of his career . . . Also forced Brady to fumble on one of those sacks, which was recovered by Adewale Ogunleye and led to a Dolphins touchdown . . .

AT DENVER (OCT. 13): Posted six tackles, including two sacks, as he tackled Broncos quarterback Brian Griese twice for a total of 30 yards in losses . . . It was his second multiple sack game of the season and the ninth of his career . . . Also added two passes defended and

one forced fumble, when he stripped the ball from Mike Anderson on the Dolphins' one-yard line, which was recovered by Larry Chester . . . As a result of his play in that contest, he was named as AFC Defensive Player of the Week for the Games of October 13-14 . . . He became the first Dolphin to win a weekly award in 2002 . . . In addition, the AFC Defensive Player of the Week Award was the first weekly honor of Taylor's career . . . He also was the first Dolphins defensive lineman to earn Defensive Player of the Week accolades during the regular season since the award was instituted in 1984 (Trace Armstrong did win the honor following a 1999 First-Round Playoff game at Seattle) . . . Also earned a defensive game ball . . .

AT GREEN BAY (NOV. 4): Tallied three tackles including one sack, tackling Packers quarterback Brett Favre for an eight-yard loss, marking the first of eight straight games in which he recorded a sack . . .

VS. SAN DIEGO (NOV. 24): Had three tackles, including two sacks, tackling Chargers quarterback Drew Brees twice for a total of 16 yards in losses . . . His second sack of Brees in that contest gave him 50.5 sacks in his career, becoming the sixth Dolphin to record 50 career sacks . . . Was awarded a defensive game ball for his performance . . .

AT BUFFALO (DEC. 1): Registered four tackles, including two sacks, tackling Bills quarterback Drew Bledsoe twice for a total of 20 yards in losses . . .

VS. CHICAGO (DEC. 9): Had two tackles including one sack, as he dropped Bears quarterback Jim Miller for a seven-yard loss . . . It marked his sixth consecutive contest with at least one sack, tying the club record held by both Doug Betters (1983) and Taylor (2000) . . . Added one pass defended in the game . . .

VS. OAKLAND (DEC. 15): Finished second on the team as he tied a season high with eight tackles . . . Included in that total were three sacks for a total of 25 yards in losses and two forced fumbles . . . All three sacks came against Raiders quarterback Rich Gannon, causing Gannon to fumble twice . . . Taylor's three sacks tied his single-game career high, which he first set on December 3, 2000 at Buffalo . . . It also was the seventh straight game in which he recorded at least one sack, breaking the former club record of six straight games . . . For his performance, was named AFC Defensive Player of the Week, in addition to earning a defensive game ball . . .

AT MINNESOTA (DEC. 21): Notched seven tackles, 1.5 sacks for a total of seven yards in losses, one forced fumble, and one fumble recovery . . . It represented his eighth game in a row with at least one sack . . . Sacked Vikings quarterback Daunte Culpepper for a four-yard loss, causing Culpepper to fumble . . . That sack of Culpepper gave Taylor 57.5 in his career and moved him past Trace Armstrong into fifth place among the Dolphins' all-time sack leaders . . . His shared sack of Culpepper gave him 18.5 sacks for the season, tying him for the Dolphins' all-time single season sack record along with Bill Stanfill, who had 18.5 sacks in 1973.

2001 – Started all 16 regular season games at right defensive end . . . Was fourth on the club with 86 tackles (60 total), a career high to that point, which ranked first among the team's linemen and surpassed his previous career high of 68 set in 2000 . . . Led team in sacks with 8.5 for 44.5 yards in losses and collected a team-best 25 quarterback hurries . . . Also produced an interception, four fumble recoveries including one for a touchdown, four forced fumbles and seven passes defended, which led Dolphins' linemen . . . Was named a second-team All-Pro by the Associated Press . . . Had five tackles, including a sack and a pass defended, in opener at Tennessee (9/9) . . . Recorded four tackles, a sack and two fumble recoveries vs. New England (10/7), when he picked up a loose ball at the Patriots' 1 and scored the third touchdown via a fumble return in his career . . . Posted a season-high nine tackles at N.Y. Jets (10/14) . . . Had eight tackles and a sack at Seattle (10/28) . . . Notched four tackles, a sack, a pass defended and a forced fumble vs. Carolina (11/4) . . . The sack in the Panthers contest was the 35th of his career, tying him with Manny Fernandez for ninth on the Dolphins' all-time chart . . . The following week at Indianapolis (11/11), tallied five tackles, a sack, a forced fumble and a fumble recovery . . . In the Colts game, recovered a Dominic Rhodes fumble at the Dolphins' 41 with 10:50 to play and Miami trailing 24-20 . . . The Dolphins then embarked on a seven-play drive which ended with a 29-yard TD pass from Jay Fiedler to Chris Chambers for the winning score in a 27-24 victory . . . Posted four tackles, a season-high 1.5 sacks and a forced fumble at Buffalo (11/25) . . . Recorded four tackles, a sack and an interception in Monday night win over Indianapolis (12/10), as he picked off a Peyton Manning pass . . . Had a half-sack in season finale vs. Buffalo (1/6/02), giving him 39.5 in his career and tying him with Kim Bokamper and Bob Baumhower for the sixth-highest total in Dolphins history . . . Started First-Round Playoff game vs. Baltimore (1/13/02) . . . Recorded 10 tackles (six solo) . . .

FUMBLE RECOVERIES: In 2001, Taylor recovered four opponents' fumbles, tied for the third-highest single-season total in franchise history . . . It marked the second year in a row that he recovered that many fumbles.

2000 – Started all 16 games at right defensive end . . . Registered 68 total tackles (46 solo), including 14.5 sacks for 92 yards lost . . . Also had an interception, four fumble recoveries, a forced fumble and five passes defended . . . Tackle total ranked sixth on the team and first among linemen . . . Sack total was second on the squad, trailing only DE Trace Armstrong, who tallied 16.5 . . . It also was the second-highest figure in the AFC and fifth in the NFL in 2000 . . .

SACKS: Recorded a sack in 11 of Miami's 16 games in 2000, including three contests with two or more . . . Sack total of 14.5 established a new career high to that point, surpassing his previous best of nine, which he first set in 1998 . . . Taylor's sack total was the fourth-highest single-season figure in club history at that time, and now sixth . . .

SACK STREAK: Taylor recorded a sack in six straight games in 2000 (5-10), tying the Dolphins team record for most consecutive games with a sack to that point, and now tied for the second-longest such streak . . . The record of six was first set by Doug Betters, who accomplished the feat in 1983 (games 7-12) . . .

SACK TANDEM: In 2000, Trace Armstrong (16.5) and Taylor (14.5) totaled 31 sacks, the highest sack total by a duo in Dolphins history . . . Armstrong and Taylor ranked first and second, respectively, in the AFC in sacks in 2000, marking only the second time since sacks became an official statistic in 1982 that teammates finished 1-2 in a conference in sacks . . . In 1996, Carolina's Kevin Greene finished first in the NFC with 14.5 sacks while Lamar Lathon tied for second with 13.5 sacks:

DOLPHINS MOST PRODUCTIVE SINGLE-SEASON SACK COMBINATIONS

TEAM	PLAYER	SACKS	PLAYER	SACKS	TOTAL
1. 2000	TRACE ARMSTRONG	16.5	JASON TAYLOR	14.5	31.0
2. 1973	Bill Stanfill	18.5	Vern Den Herder	10.0	28.5
3. 2002	JASON TAYLOR	18.5	ADEWALE OGUNLEYE	9.5	28.0
2003	ADEWALE OGUNLEYE	15.0	JASON TAYLOR	13.0	28.0
5. 1983	Doug Betters	16.0	Bob Baumhower	8.0	24.0

Armstrong and Taylor's total of 31.0 sacks also were the most sacks by a tandem from the same team in the NFL in 2000:

TOP NFL SACK TANDEM IN 2000

TEAM	PLAYER	SACKS	PLAYER	SACKS	TOTAL
1. MIA.	TRACE ARMSTRONG	16.5	JASON TAYLOR	14.5	31.0
2. T.B.	Warren Sapp	16.5	Marcus Jones	13.0	29.5
3. N.O.*	La'Roi Glover	17.0	Joe Johnson	12.0	29.0
4. Phil.	Hugh Douglas	15.0	Corey Simon	9.5	24.5
5. Pitts.	Jason Gildon	13.5	Joey Porter	10.5	24.0

* Only one tandem per team is included, and does not include Darren Howard of New Orleans (11 sacks)

FUMBLE RECOVERIES: Taylor established a career high with four fumble recoveries in 2000, one of which he returned for a touchdown . . . The four fumble recoveries tied for the third-highest single-season total in franchise history and were the most since Louis Oliver had four in 1996:

DOLPHINS SINGLE-SEASON FUMBLE RECOVERY LEADERS

PLAYER	YEAR	NO.
1. Dick Anderson	1972	6
2. Bud Brown	1985	5
3. JASON TAYLOR	2000	4
JASON TAYLOR	2001	4
9 other times		4

PRO BOWL: Was voted as a starter to the AFC Pro Bowl squad, the first such honor of his NFL career . . . Was one of seven Dolphins to be voted to the game, the most representatives from the team since the 1984 season . . . Was voted as a starter along with Armstrong, the first time that teammates were chosen to start at defensive end in the Pro Bowl since the 1992 season (1993 Pro Bowl) when Philadelphia's Reggie White and Clyde Simmons were picked . . .

POSTSEASON HONORS: Following the season Taylor was selected as a first-team All-Pro by the Associated Press, Pro Football Weekly, The Sporting News and USA Today ... Was a first-team All-AFC choice by Football News ... Was a second-team All-Pro by College & Pro Football Newsweekly ... Was named the Dolphins' Most Valuable Player in a vote of South Florida media and the fans ... His sack of Akili Smith at Cincinnati (10/1/00) and subsequent forced fumble, fumble recovery and 29-yard touchdown return was voted as the Outstanding Defensive Play of the 2000 season in a vote of fans on NFL.com ...

GAME HIGHLIGHTS: Against Baltimore (9/17), tallied six tackles, including 2.5 sacks, the second-highest single-game total of his NFL career to that point and his fourth career game with two or more sacks ... Part of a defensive effort that held the Ravens to six points and 262 total net yards in Miami's 19-6 victory ... Had six tackles, a sack, a fumble recovery and a forced fumble, and was awarded a defensive game ball at Cincinnati (10/1) ... That game began a streak of six consecutive contests in which he had at least one sack ... The sack, fumble recovery and forced fumble all came on the same play as he stripped the ball from Bengals QB Akili Smith, picked it up at the Bengals' 29 and raced into the end zone as time expired in the first half ... The touchdown brought the Dolphins to within three points of the lead at 13-10 ... The play was voted as the best defensive play of the year in the NFL in a vote of fans on NFL.com ... It was the second touchdown of Taylor's career, with the first being a four-yard fumble return for a score on September 13, 1999 at Denver after picking up a Brian Griese fumble ... Notched five tackles, including a pair of sacks for the fifth multiple sack game of his career, at Detroit (11/5) ... Had four tackles, a sack and a pass defended at San Diego (11/12) ... It marked the sixth straight game in which he had a sack, tying Doug Betters' club record for most consecutive contests with a sack (now second) ... At Buffalo (12/3), posted six tackles, including a career-high three sacks, surpassing his previous best of 2.5, which he accounted for in week three of the '00 season, against Baltimore ... Earned a defensive game ball ... Part of a defense that held Buffalo to just 196 yards of total offense ... In season-ending win at New England (12/24), posted his first interception of the season and the second of his career, as he picked off a Drew Bledsoe pass in the second quarter and returned it two yards to the Patriots' 12, setting up an Olindo Mare field goal ... Tallied three passes defended on the day ... Started both playoff games following the 2000 season at right end ... Collected nine tackles.

1999 – Started all 15 games in which he played at right defensive end ... Was inactive for one contest ... Finished the year with 55 total tackles (32 solo), 2.5 sacks for 19.5 yards in losses, one interception, two fumble recoveries, including one for a touchdown, and four passes defended ... Also added seven special teams tackles over the course of the season ... First NFL touchdown came in season-opener at Denver (9/13) when he recovered a Brian Griese fumble forced by Rich Owens and returned it four yards for a score ... Had six tackles, a sack and a forced fumble vs. Philadelphia (10/24) ... Posted a season-high seven tackles at Buffalo (11/14) ... First career interception occurred when he picked off a Drew Bledsoe pass vs. New England (11/21) ... Was inactive vs. San Diego (12/19) with a sprained right ankle sustained the previous week vs. N.Y. Jets ... Started both playoff games following the 1999 season at right end ... Totaled three tackles.

1998 – Played in all 16 regular season games, starting 15 of them ... Opened 14 contests at right end and one on the left side ... Finished with 52 total tackles, nine sacks for 37 yards lost, a team-high four forced fumbles and nine passes defended ... Nine sacks were second on the club, trailing only Trace Armstrong's 10.5 ... The total also was ninth-most in the AFC ... Nine passes defended were fifth on the club and the most among linemen ... Put together three multiple-sack games on the year ... Played in a reserve role in season-opener at Indianapolis (8/31) due to a partial tear of the distal third of the sartorius tendon in his left knee (tendon located behind the knee) that he sustained during the preseason ... Tallied three tackles and a sack in the Colts game ... Notched seven tackles, including two sacks, vs. Buffalo (9/13), marking the first multiple-sack game of his career ... His two sacks were among eight by the Dolphins that day, tied for the second-highest single-game total in club history ... Posted three tackles, two sacks and a forced fumble at N.Y. Jets (10/4) ... Registered a season-high eight tackles and a pass defended vs. New England (10/25), when the Dolphins held the Patriots without a touchdown in a 12-9 overtime victory ... Was awarded a defensive game ball for his performance ... Recorded five tackles, a sack and two passes defended at Carolina (11/15) as the Dolphins held the Panthers without a touchdown in a 13-9 win ... Was awarded a defensive game ball for his efforts in that contest as well ... Had five tackles, two sacks and a forced fumble at Oakland (12/6) ... His two sacks were among eight on the day by Miami as a team, tied for the second-highest single-game total in franchise history, as Taylor received a defensive game ball ... Registered seven tackles and a sack vs. Denver (12/21)

... Sustained a fractured right clavicle in the first half of season finale at Atlanta (12/27) ... Was placed on Injured Reserve on December 29, and missed both of Miami's playoff games following the 1998 season.

1997 – Played in 13 games with 11 starts at right defensive end as a rookie ... Was inactive for three contests with a fractured right forearm ... Finished with 50 total tackles (43 solo), five sacks for 37 yards lost, two fumble recoveries, two forced fumbles and three passes defended ... Also came up with six special teams tackles on the year ... Sack total tied with Derrick Rodgers and Tim Bowens for second on the squad ... His five sacks tied Rodgers for the fourth-most ever by a Dolphins rookie at the time (now fifth), and they tied for fourth among NFL rookies in 1997, along with Minnesota's Dwayne Rudd:

ROOKIE SACK LEADERS

MOST SACKS BY A DOLPHINS ROOKIE

PLAYER	YEAR	SACKS
1. Bill Stanfill	1969	8.0
Lorenzo Bromell	1998	8.0
3. A.J. Duhe	1977	7.0
4. Marco Coleman	1992	6.0
5. JASON TAYLOR	1997	5.0
Derrick Rodgers	1997	5.0

MOST SACKS BY AN NFL ROOKIE IN 1997

PLAYER	TEAM	SACKS
1. Peter Boulware	Balt.	11.5
2. Kenny Holmes	Tenn.	7.0
3. Mark Smith	Ariz.	6.0
4. JASON TAYLOR	MIA.	5.0
Derrick Rodgers	Mia.	5.0
Dwayne Rudd	Minn.	5.0

In addition, Taylor and Rodgers' combined ten sacks made them the second-most productive rookie sack tandem in Dolphins history (now tied with Lorenzo Bromell and Kenny Mixon, who also tallied ten sacks in 1998), trailing only A.J. Duhe (7) and Bob Baumhower (4), who combined for 11 in 1977 ... Their total was second among rookie sack tandems in the NFL in 1997:

TOP NFL ROOKIE SACK TANDEMS IN 1997

TEAM	PLAYER	SACKS	PLAYER	SACKS	TOTAL
Balt.	Peter Boulware	11.5	Jamie Sharper	3.0	14.5
MIAMI	JASON TAYLOR	5.0	DERRICK RODGERS	5.0	10.0
Tenn.	Kenny Holmes	7.0	Pratt Lyons	2.5	9.5
Ariz.	Mark Smith	6.0	Ty Howard	1.0	7.0
Wash.	Greg Jones	3.5	Derek Smith	2.0	5.5

GAME HIGHLIGHTS: Made his NFL debut in season-opener against Indianapolis (8/31) when he started at right defensive end ... Tied for second on the team with a season-high ten total tackles ... Included in that total was the first sack of his career, as he dropped Jim Harbaugh for an eight-yard loss ... Tallied seven tackles, including an eight-yard sack of Neil O'Donnell, at N.Y. Jets (10/12), when he also knocked down a pass ... Sustained a fractured right forearm during practice on October 16 ... Underwent surgery to reduce and stabilize the fracture on October 17 by Dr. John Uribe at HealthSouth Doctors Hospital in Coral Gables ... Was inactive for each of the next three games with the injury ... Returned to action in a reserve role vs. N.Y. Jets (11/9), wearing a cast to protect the fracture ... Recorded a pair of tackles in the game ... Suffered a dislocated left thumb in practice on November 19 ... Returned to starting lineup at right end at New England (11/23), while wearing a cast on his right forearm and another to protect his left thumb ... Came up with six tackles, including a sack, in the Patriots game ... Registered three tackles, including a sack and a forced fumble, at Indianapolis (12/14) ... The sack and the forced fumble occurred on the same play, as he stripped the ball from Harbaugh after a two-yard loss, and the loose ball was recovered by Shawn Wooden ... Opened at right end in First-Round Playoff game at New England (12/28) ... Was credited with three tackles ...

POSTSEASON ROOKIE HONORS: Earned several postseason all-rookie accolades ... Was named to the all-rookie teams for Pro Football Weekly, College & Pro Football Newsweekly and Football News ... Was also named as the Dolphins' Newcomer of the Year in a vote of the South Florida media.

COLLEGE

Was a four-year letterman (1993-96) and three-year starter at Akron . . . In his collegiate career, collected 279 tackles, 41 stops for loss, 21 sacks, seven fumble recoveries, eight forced fumbles and three interceptions . . . Was a first-team All-Mid-American Conference choice as a senior, when he started at left defensive end . . . Tallied 64 tackles (43 solo), and led team with ten sacks and 18 stops for loss . . . Added four fumble recoveries, three forced fumbles, six passes defended and also had a one-yard reception for a score against Illinois . . . Earned National Defensive Player of the Week honors for his performance against Virginia Tech when he posted 12 tackles, two sacks, two fumble recoveries, three stops for loss and tackled a punt returner in the end zone for a safety . . . Was an honorable mention All-America pick and a first-team All-MAC selection as a junior, when he started at weakside linebacker . . . Led team with 99 tackles . . . Added five sacks, 11 tackles for loss, three forced fumbles, a fumble recovery, five passes defended and an interception . . . Played in all 11 contests with nine starts at weakside linebacker in his sophomore campaign . . . Had 70 tackles, and led team with six sacks and four stops for loss . . . Also had an interception . . . Saw reserve action as a redshirt freshman . . . Finished with 46 tackles, including two for loss, one fumble recovery, one forced fumble, an interception and two passes defended . . . Also lettered on the Akron basketball team . . . Majored in political science/criminal justice.

PERSONAL

Married to Katina, couple resides in Davie, Fla., with their two sons, Isaiah Paul and Mason Paul and daughter, Zoe Grace . . . Was home-schooled during high school, although he played sports for Woodland Hills High School in Pittsburgh, Pa . . . Earned All-Western Pennsylvania Interscholastic Athletic League honors by Pittsburgh Post-Gazette and Gateway Press his senior season as a tight end and free safety . . . Also lettered in basketball . . . In July of 2004, established the Jason Taylor Foundation (website: www.jasontaylorfoundation.org) with a mission of "supporting and creating programs that facilitate the personal growth and empowerment of South Florida's children in need by focusing on improved health care, education and quality of life" . . . In 2005, The Jason Taylor Foundation contributed more than \$200,000 to 27 different organizations dedicated to helping children . . . Was part of the Dolphins' "All-Community Team" in 2005 in which the Foundation donated 20 tickets for every home game, which was split among the Urban League, Kids in Distress, I Have a Dream and His House . . . For his charitable work, was named as a recipient of the 2005 "Good Guy Award" by The Sporting News . . . The past three offseasons, has hosted the "Jason Taylor Celebrity Golf Classic," which has raised more than \$250,000 for the Holtz Children's Hospital at the University of Miami Jackson Memorial Medical Center . . . In February of 2005, the hospital renamed its learning center The Jason Taylor Children's Learning Center in recognition of his contributions and support . . . In addition, the 2005 and 2006 golf classics committed \$72,000 to "Take Stock in Children," funding seven years of mentoring and four-year college tuition scholarships for six deserving sixth-grade students . . . Was recently named to the "Take Stock in Children" statewide Board of Directors . . . Funded two additional scholarships after hosting benefits with Tiffany & Co. over the past two summers . . . The 2005 event was attended by Academy Award-winning actor Jamie Foxx, rap artist Trick Daddy and music producer Timbaland . . . Created the "Big Screens-Big Dreams" program to inspire and motivate area youth through feature film . . . As part of the program, hosted two high school football teams to a screening of "Friday Night Lights" in October of 2004, treated nine high school basketball teams from Miami-Dade, Broward and Palm Beach counties to an advance screening of "Coach Carter" in January of 2005 and brought 14 prep basketball teams to see "Glory Road" in December of 2005 . . . Held the inaugural "Cool Gear for the School Year" event in September of 2005 at which 50 children were each given a \$300 back-to-school shopping opportunity at Old Navy to purchase school clothes . . . Hosted "JT's Ping-Pong Smash" in December of 2004 and 2005 . . . The first of its kind, celebrity, doubles table tennis tournament has raised nearly \$75,000 . . . This past offseason, brought 250 students to the Ft. Lauderdale Museum of Art to view the King Tut Exhibit . . . In May of 2003, along with teammate Zach Thomas, was part of a USO/NFL Tour in which he visited various military bases and hospitals in Germany . . . Was part of a similar tour in June, 2003, in which he visited Kuwait and Iraq, including Baghdad, along with current Steelers RB Duce Staley and a group of entertainers which included Robert De Niro, Alyssa Milano, Gary Sinise, John Stamos, Rebecca Romijn, Wayne Newton, Kid Rock and Lee Ann Womack . . . In June 2003, became the first spokesman for the Neutrogena Men

brand of skin, hair and body care products . . . He and his Davie home were featured on "MTV Cribs" in 2002 . . . Had cameo appearances on television show "Lawless", starring Brian Bosworth on FOX-TV (show was cancelled before episode aired) . . . Has also done work with children's hospitals in Pittsburgh and Akron . . . Has participated in events benefiting the Cystic Fibrosis Foundation and the Miami Project to Cure Paralysis . . . Has assisted in building houses in Miami for Habitat for Humanity . . . Prior to the 1999 season, released his own calendar with a portion of the proceeds going to benefit First Book, a national non-profit organization committed to giving children the opportunity to read and own their first new books . . . From 2000-03, was a member of the "Crunch on Paralysis" team, along with Trace Armstrong and Zach Thomas, that made a donation for every sack and tackle they made to the Miami Project to Cure Paralysis . . . Combined, the three donated nearly \$52,000 to the Miami Project, in 2000, while Taylor and Thomas' contribution totaled more than \$39,000 in 2001, \$46,000 in 2002, and \$39,000 in 2003 with Smirnoff doubling that amount . . . For their efforts, the three were named the winner of the team's Community Service Award for 2000 . . . Served as Grand Marshal for the 2006 Toyota Indy 300 at Homestead-Miami Speedway . . . Enjoys boating, fishing and playing golf in spare time . . . Set a Highbourne Key (Bahamas) record during the 2005 offseason by catching a 70-pound bull dolphin . . . Lists "The Godfather, The Complete Epic" as favorite movie, "The Sopranos" as favorite television show and The Bible as favorite book . . . Full name is Jason Paul Taylor, born September 1, 1974, in Pittsburgh, Pa.

JASON TAYLOR'S NFL REGULAR SEASON STATISTICS

YEAR TEAM	GP GS	TACKLES					INTERCEPTIONS					FUMBLES		
		TOT	SOLO	ASST	SK	YDS	NO	YDS	LG	TD	PD	FF	FR	YDS
1997 Miami	13 11	50	43	7	5	37	0	0	-	0	3	2	2	0
1998 Miami	16 15	52	37	15	9	37	0	0	-	0	9	4	0	0
1999 Miami	15 15	55	32	23	2.5	19.5	1	0	0	0	4	0	2	4
2000 Miami	16 16	68	46	22	14.5	92	1	2	2	0	5	1	4	29
2001 Miami	16 16	86	60	26	8.5	44.5	1	4	4	0	7	4	4	7
2002 Miami	16 16	76	56	20	18.5	162.5	0	0	-	0	8	7	2	5
2003 Miami	16 16	71	50	21	13	70	0	0	-	0	5	3	2	34
2004 Miami	16 16	90	54	36	9.5	62.5	1	-3	-3	0	9	2	3	1
2005 Miami	16 16	77	54	23	12	80	0	0	-	0	11	4	2	85
NFL TOTALS	140 137	625	432	193	92.5	605.0	4	3	4	0	61	27	21	165

JASON TAYLOR'S NFL PLAYOFF STATISTICS

YEAR TEAM	GP GS	TACKLES					INTERCEPTIONS					FUMBLES		
		TOT	SOLO	ASST	SK	YDS	NO	YDS	LG	TD	PD	FF	FR	YDS
1997 Miami	1 1	3	2	1	0	0	0	0	-	0	0	0	0	0
1998 Miami		INJURED RESERVE												
1999 Miami	2 2	3	3	0	0	0	0	0	-	0	0	0	0	0
2000 Miami	2 2	9	7	2	0	0	0	0	-	0	0	0	0	0
2001 Miami	1 1	10	6	4	0	0	0	0	-	0	0	0	0	0
PLAYOFF TOTALS	6 6	25	18	7	0	0	0	0	-	0	0	0	0	0

ADDITIONAL STATS

Defensive Touchdowns: 1 fumble return in 1999, 1 fumble return in 2000, 1 fumble return in 2001, 1 fumble return in 2003, 1 fumble return in 2005 for total of five fumble returns

Safeties: 1 in 2003, 1 in 2005 for total of 2

Special Teams Tackles: 6 in 1997, 7 in 1999, 2 in 2000, 1 in 2002 for total of 16 (P-2)

SINGLE-GAME HIGHS

Most Sacks:

3.0 at Buffalo, 12/3/00
 3.0 vs. Oakland, 12/15/02
 3.0 at Buffalo, 12/21/03
 3.0 at San Francisco, 11/28/04
 3.0 at Oakland, 11/27/05
 3.0 vs. N.Y. Jets, 12/18/05
 2.5 vs. Baltimore, 9/17/00
 2.0 vs. Buffalo, 9/13/98

2.0 at N.Y. Jets, 10/4/98
 2.0 at Oakland, 12/6/98
 2.0 at Detroit, 11/5/00
 2.0 vs. New England, 10/6/02
 2.0 at Denver, 10/13/02
 2.0 vs. San Diego, 11/24/02
 2.0 at Buffalo, 12/1/02
 2.0 vs. Washington, 11/23/03
 2.0 at Buffalo, 10/9/05

Zach Thomas

54 Linebacker

Height/Weight5-11, 228
 Born9/1/73
 CollegeTexas Tech '96
 AcquiredD5c, 1996
 Signed Through2008
 NFL11th Season
 Dolphins11th Season



PRO CAREER

CAREER TRANSACTIONS: Was the third of three fifth-round draft choices (154th overall) of the Dolphins in 1996 . . . Signed a new five-year contract through the 2003 season on February 12, 1999 . . . Signed a five-year contract extension through the 2008 season on March 28, 2003.

CAREER PRO BOWL SELECTIONS: 6 (1999, 2000, 2001, 2002, 2003, 2005)

2005 — Started all 14 games in which he played . . . Led the team for the ninth time in his ten NFL seasons, as he accumulated 166 tackles . . . Was selected to the sixth Pro Bowl of his career . . . Added two sacks, an interception, four forced fumbles and a fumble recovery . . . Registered double-digit tackle totals in 12 of his 14 games . . . The only two times he did not were in contests at New Orleans (10/30) and at Cleveland (11/20) . . . Led team in tackles on 11 occasions . . . Had 16 tackles in opener vs. Denver (9/11) when he was a key part of a pair of goal-line stands which stopped the Broncos on five plays, three of which were from the 1 . . . Turned in a season-high 17 tackles in win vs. Carolina (9/25) . . . Also tallied his first sack of the season, in addition to a forced fumble and a pass defensed in the Panthers contest . . . Accounted for his second sack of the season at Tampa Bay (10/16) when he posted 14 stops and a forced fumble . . . Stripped Earnest Graham of the ball in the fourth quarter and Channing Crowder recovered at the Bucs' 8, leading to a Ronnie Brown touchdown run on the next play from scrimmage . . . Sustained a shoulder injury in first quarter at Cleveland (11/20), which

FINS FACT

Zach's work both on and off the field has made his 10-year tenure in Miami an extremely successful one. He has participated in numerous worthwhile endeavors that have touched many lives. None touched him, though, quite as much as the one he was involved with in May of 2003, when he and teammate and brother-in-law Jason Taylor visited various military bases and hospitals throughout Germany. There was one Marine in a hospital that made Thomas evaluate what's really important in life. "He felt like he was letting his guys down," Thomas said. "He wanted to go back out. They put their lives on the line every day. That's a true hero. We need to think about them. They are the true heroes. If they mess up, somebody is dead. This is no game. I was so proud to be an American, watching how they stick together."

forced him permanently from the game . . . Was inactive for each of the next two weeks with shoulder/ankle injuries . . . In first game back, at San Diego (12/11), collected 11 tackles and an interception of a Drew Brees pass intended for Antonio Gates . . . It was his third career interception of Brees . . . For Thomas' performance, he was named AFC Defensive Player of the Week, the third such honor of his career . . . Recovered a Doug Jolley fumble vs. N.Y. Jets (12/18) . . . Following the season, was a second-team All-Pro pick by the Associated Press . . . In a vote of his teammates, was chosen as the recipient of the team's Leadership Award, becoming the Dolphins' first three-time winner . . .

CAREER TACKLES: In his career, Thomas has recorded 1,649 total tackles, including 1,099 solo stops . . . He has reached the 100-tackle plateau in each of his ten NFL seasons . . . Has led the Dolphins in tackles in nine of his ten seasons . . . In fact, his season totals from seven of those seasons (1996, 1998, 2001-05) all rank among the top ten figures in Dolphins history:

ALL-TIME DOLPHINS SINGLE-SEASON TACKLE LEADERS

PLAYER	YEAR	TACKLES	PLAYER	YEAR	TACKLES
1. Steve Towle	1976	217	6. Rusty Chambers	1979	178
2. ZACH THOMAS	2002	195	7. Earnie Rhone	1981	171
3. ZACH THOMAS	2003	184	7. ZACH THOMAS	2004	168
4. ZACH THOMAS	1996	180	8. ZACH THOMAS	1999	167
ZACH THOMAS	2001	180	9. ZACH THOMAS	2005	166

SINGLE-SEASON TACKLE LEADERS: When Thomas topped the team's chart in 2002, it was a feat he accomplished for the sixth time in his seven seasons with the Dolphins . . . In the process, he moved past Nick Buoniconti to take over sole possession of first place in the club's record book for most seasons leading the team in tackles . . . He extended his record by topping the team's tackle chart for the seventh time in 2003, the eighth occasion in 2004 and the ninth time in 2005:

MOST SEASONS LEADING THE DOLPHINS IN TACKLES

PLAYER, POS.	YEARS	NO.	PLAYER, POS.	YEARS	NO.
1. ZACH THOMAS, LB	1996-05	9	4. Steve Towle, LB	1975-80	3
2. Nick Buoniconti, LB	1969-76	5	John Offerdahl, LB	1986-93	3
3. Bryan Cox, LB	1991-95	4	6. 3 different players		2

CAREER INTERCEPTIONS: Over the course of his ten-year career, Thomas has intercepted 16 passes, first all-time among Dolphin linebackers, two ahead of Earnie Rhone (14 from 1975-84) . . . That figure is tied for 14th overall, along with J.B. Brown . . . Of Thomas' 16 career interceptions, four have been returned for touchdowns: a 34-yard TD return of a Neil O'Donnell pass on September 9, 2001 at Tennessee; a one-yard return of a Donald Hollas attempt on December 6, 1998 at Oakland; a 17-yard return of a Kordell Stewart pass on September 20, 1998 vs. Pittsburgh; and a 26-yard return of a Chris Chandler pass on November 17, 1996 at Houston . . . Thomas has four of the seven interception returns for touchdowns by a linebacker in club history, the other three being by Tom Erlandson (26 yards at Denver on December 4, 1966), A.J. Duhe (35 yards in the AFC Championship game against the N.Y. Jets on January 23, 1983) and Robert Jones (14 yards at Oakland on December 6, 1998) . . . Thomas' four interception returns for scores is a Dolphins record, one ahead of Dick Anderson and Terrell Buckley, both of whom accounted for three . . . Thomas is the only linebacker and, along with DE Bill Stanfill (2), one of only two non-defensive backs in team history to return two or more interceptions for touchdowns:

MOST INTERCEPTION RETURNS FOR TOUCHDOWNS IN DOLPHINS HISTORY

PLAYER	YEARS	NO.
1. ZACH THOMAS	1996-05	4
2. Dick Anderson	1968-77	3
Terrell Buckley	1995-99, 2003	3
4. 11 different players		2

In addition, Thomas' four interception returns for touchdowns are tied with many others for fourth in NFL history among linebackers . . . Among linebackers who were active in 2005, Thomas' four interception returns for touchdowns are tied for second along with Teddy Bruschi, Dexter Coakley and Donnie Edwards. . . The group trails only Tampa Bay's Derrick Brooks:

MOST INTERCEPTION RETURNS FOR TOUCHDOWNS BY LINEBACKERS IN NFL HISTORY

PLAYER	YEARS	TEAMS	NO.
1. Bobby Bell	1963-74	Kansas City	6
2. Jack Pardee	1957-72	L.A. Rams, Wash.	5
Derrick Brooks*	1995-05	Tampa Bay	5
3. ZACH THOMAS*	1996-05	MIAMI	4
many other players			4

* Active

PRO BOWL: Was selected to the AFC Pro Bowl squad for the sixth time in his career . . . His six selections tie him for third-most in Dolphins history and the most-ever by a Dolphins defender:

MOST PRO BOWL SELECTIONS BY A DOLPHINS DEFENDER

PLAYER, POS.	YEARS	NO.
1. ZACH THOMAS, LB	1999-2003, 2005	6
2. Jake Scott, S	1971-75	5
Bob Baumhower, DE	1979, 1981-84	5
John Offerdahl, LB	1986-90	5

PLAYER OF THE WEEK/MONTH: In his career, Thomas has earned three AFC Defensive Player of the Week Awards . . . He was first honored in week one of the 2001 season, a 31-23 win at Tennessee on September 9 . . . He subsequently was recognized following a 21-14 win over Atlanta on December 30, 2001, and in a 23-21 victory at San Diego on December 11, 2005 . . . He was named NFL Rookie of the Month for October, 1996, and AFC Defensive Player of the Month for September 1998.

2004 — Started all 13 games in which he played . . . Was inactive for three contests and missed most of a fourth with a hamstring injury . . . Led the team with 168 tackles, the eighth time in his nine NFL seasons that he topped the team's tackle chart . . . Marked the ninth consecutive season in which he reached the 100-tackle plateau . . . Added two sacks on the year . . . Turned in double-digit tackle performances on 12 occasions . . . The only contest in which he played that he did not was at San Francisco (11/28) when he left the game permanently in the first quarter with a hamstring injury . . . Recorded 19 tackles in season-opener vs. Tennessee (9/11) . . . Tallied 13 tackles, including his first sack of the season, the following week at Cincinnati (9/19) . . . Registered 12 tackles and a sack in the Dolphins' first win of the season, a 31-14 decision over St. Louis (10/24) . . . Was inactive for games vs. Buffalo (12/5), at Denver (12/12) and vs. New England (12/20) with a hamstring injury . . . Returned to action for Sunday night game vs. Cleveland (12/26), and posted a season-high 20 tackles in 10-7 win as the Dolphins held the Browns to 285 yards of total offense . . . His tackle total from that game is the third-highest of his NFL career during the regular season, and his fourth overall, including playoffs.

2003 — Started all 15 games in which he played at middle linebacker . . . Was chosen to the fifth Pro Bowl of his career . . . Was inactive for one contest . . . Along with LB Junior Seau, served as a co-captain on defense . . . Led the team with 184 tackles (113 solo), the eighth straight year to open his career that he reached the 100-tackle plateau and the seventh time that he topped the team's tackle chart . . . Also came up with one sack, three interceptions, two fumble recoveries, a forced fumble and ten passes defended, which ranked third on the club . . . Recorded double-digit tackle totals on 12 occasions, while he either led or shared the team lead in tackles 12 times as well . . . It marked the third time in his career that he came up with three interceptions, as he also accomplished the feat in both 1996 and 1998 . . . That total is tied for the second-most by a Dolphins linebacker in a season, trailing only the four that John Bramlett accounted for in 1967 . . . In addition to Thomas having tallied three interceptions three times, Earnie Rhone did it in both 1980 and 1981, while Tom Erlandson (1966), Nick Buoniconti (1969), Ed Weisacosky (1969), Doug Swift (1972) and Larry Gordon (1978) attained that total once each . . . In Monday night game against San Diego (10/27) in Tempe, Ariz., tallied nine tackles while also picking off a Drew Brees pass as the Dolphins held the Chargers to 250 yards of total offense in a 26-10 win . . . Registered a regular season career-high 22 tackles the following week vs. Indianapolis (11/2), but sustained a groin injury in the game and was inactive

the week afterwards at Tennessee (11/9) . . . His total from the Colts contest topped his previous best of 21 tackles, which he achieved in the 2002 finale, at New England (12/29) . . . In first game back following the injury, vs. Baltimore (11/16), posted ten tackles while also recovering a Jamal Lewis fumble at the Ravens' 33 in overtime, leading to Olindo Mare's game-winning field goal four plays later as the Dolphins came away with a 9-6 victory . . . On Thanksgiving Day at Dallas (11/27), recorded eight tackles, a sack and an interception of a Quincy Carter pass . . . The interception was the 14th of his career, tying him with Rhone for the most-ever by a Dolphins linebacker . . . In Monday night contest vs. Philadelphia (12/15), notched 12 tackles, two passes defended, a forced fumble and an interception of a Donovan McNabb pass . . . It was the 15th interception of his career, as he became the Dolphins' all-time leader among linebackers for interceptions . . . Registered 14 tackles and a fumble recovery at Buffalo (12/21) . . . Pounced on a Drew Bledsoe fumble at the Bills' 33 following a Tim Bowens sack, which led to a Mare field goal . . .

PRO BOWL: Became the first Dolphin selected to five or more straight Pro Bowl squads since T. Richmond Webb earned the honor seven times in a row, from 1990-96 . . . He became the first Dolphin defender chosen to the Pro Bowl five consecutive seasons since LB John Offerdahl also was voted five straight seasons, from 1986-90 . . .

POSTSEASON HONORS: Following the season, was a first-team All-Pro selection by the Associated Press and Sports Illustrated . . . Was a second-team pick by Football Digest.

2002 — Started all 16 games at middle linebacker . . . Along with CB Sam Madison and DE Jason Taylor, was chosen as a tri-captain on defense in a vote of his teammates . . . Led the team in tackles for the sixth time in his seven seasons . . . Set a new career high for tackles as he posted 195 total stops (124 solo), surpassing his previous best of 180, achieved in both 1996 and 2001 . . . It also marked the second-highest single-season total in franchise history, trailing only the 217 tackles that Steve Towle accumulated in 1976 . . . Was chosen as a starter to the AFC Pro Bowl squad . . . Recorded double-digit tackle figures in a game 13 times during the course of the season, including a string of 11 in a row (4-14) . . . On the year, added a half-sack, an interception, a fumble recovery and five passes defended . . . Led the team in tackles on 13 occasions as well . . . Tallied a team-high ten tackles at Kansas City (9/29), marking the first of a stretch of 11 straight games in which he accounted for double-digit tackle totals . . . Recorded 17 tackles in Sunday night contest at N.Y. Jets (11/10), as the Dolphins held New York to just 97 rushing yards and a 3.0-yard average per carry . . . Played in the 100th regular season game of his NFL career in 30-3 victory over San Diego (11/24) . . . Collected 11 tackles in that game as the Dolphins held the Chargers to just 144 yards of total offense, the lowest output by a Dolphins opponent in '02 . . . Also came up with his lone interception of the year as he picked off a Drew Brees pass . . . Was awarded a defensive game ball in the Dolphins' 23-17 win over the eventual AFC champion Oakland Raiders (12/15), as he produced 10 tackles . . . Posted a season-high 21 tackles in season-finale at New England (12/29), when he also came up with a pass defended and his only fumble recovery of the year . . . His tackle total in that game marked a career-best to that point and surpassed his previous single-game regular season best of 19 tackles, which he attained on November 1, 1998 at Buffalo . . .

PRO BOWL: Was selected as a starter for the AFC Pro Bowl squad, the fourth straight time that he was chosen to the Pro Bowl and his second as a starter . . . One of seven Dolphins selected, tied for the second-most in team history (2000), trailing only the eight that were chosen following the 1984 season . . . Led the AFC with five tackles in the '03 game, in addition to accounting for an interception, as the AFC recorded a 45-20 victory . . .

POSTSEASON HONORS: Following the season, was a first-team All-Pro selection by the Associated Press and a first-team All-AFC choice by Pro Football Weekly.

2001 — Started all 15 games in which he played at middle linebacker . . . Was named to the AFC Pro Bowl roster . . . Tied a career-high (since surpassed) that he first set in his rookie season of 1996 with 180 total tackles (112 solo) . . . Added three sacks for 27 yards lost, two interceptions for 51 yards and a touchdown, two forced fumbles and six passes defended . . . Topped the team's tackle chart on 12 occasions during the course of the year . . . Along with CB Sam Madison, was chosen as a co-captain on defense in a vote of his teammates . . . In opener at Tennessee (9/9), led team with 12 tackles while also picking off a Neil O'Donnell pass and returning it 34 yards for a touchdown, the tenth interception of his career and his fourth for a touchdown, breaking the club's career mark which he had shared with Dick Anderson . . . For his performance, was named AFC Defensive Player of the Week . . . Recorded nine tackles, 1.5 sacks and a forced fumble at N.Y. Jets (10/14) marking the first time in his career he had tallied more than one sack in a game . . . Recorded a team-high 12 tackles at Indianapolis (11/11) . . . Also picked off a Peyton Manning pass that he returned 17 yards . . . Interception occurred in the third quarter and led to an Olindo Mare 31-yard field goal on the third play of the fourth quarter as the Dolphins closed their deficit

to 24-20 in a game they went on to win, 27-24 . . . Posted a total of 55 tackles over his final three games of the year . . . This included 18 tackles at San Francisco (12/16), a season-high 19 stops at New England (12/22) and 18 tackles vs. Atlanta (12/30), in which the Dolphins limited the Falcons to 226 yards of total offense and clinched a playoff berth in the process . . . In the Falcons game, registered 1.5 sacks, tying a career best that he first achieved in the Jets game on October 14 . . . Also included among his 18 tackles were three critical goal-line stops . . . Combined with Morlon Greenwood to tackle Maurice Smith on second-and-goal from the two-yard line with 4:24 left in the third quarter . . . Two plays later, stopped Smith on fourth-and-goal from the one-yard line . . . Teamed with Kenny Mixon to deny Bob Christian on third-and-goal from the 1 with 1:13 to play in the game . . . Was honored as the AFC Defensive Player of the Week for his performance against the Falcons . . . Was inactive for season finale vs. Buffalo (1/6/02) with a cervical and right shoulder strain . . . Started First-Round Playoff game vs. Baltimore (1/13/02) at middle linebacker . . . Led team with a career-high 22 total tackles (14 solo) . . .

PLAYER OF THE WEEK: Thomas was named AFC Defensive Player of the Week on two occasions in 2001 . . . He was cited in Week 1 (31-23 win at Tennessee, 9/9) and in Week 16 (21-14 win vs. Atlanta) . . . They marked the first two Player of the Week awards in his NFL career . . . When he earned the accolade in the season-opening win over the Titans, he became the first Dolphins linebacker to do so since Derrick Rodgers in Week 7 of 1997 (at N.Y. Jets, 10/12) . . . He was the first Dolphins defender to win the award since S Brian Walker in Week 11 of 2000 (at San Diego, 11/12) . . .

POSTSEASON HONORS: Was chosen as a reserve for the AFC Pro Bowl squad, although he was not able to play . . . It marked his third consecutive selection . . . Was named a second-team All-Pro by the Associated Press . . . Was named the team's MVP in a vote of South Florida media and fans . . . Named as the captain of the "All-Iron Team" as selected by CBS analyst Phil Simms . . . In addition, Thomas was honored with the first PFWA Dolphins Chapter "Good Guy" Award, which is presented annually to a player for his cooperation with the media.

2000 – Started all 11 games in which he played at middle linebacker . . . Was inactive for five contests with a sprained right ankle . . . Despite missing five full games with the injury, finished second on the team with 100 total tackles (64 solo) . . . Added 1.5 sacks, an interception, two passes defended and a fumble recovery . . . Was selected to the AFC Pro Bowl squad . . . Led the team in tackles on six occasions and reached double-digit tackle totals four times during the course of the year . . . Recorded a game-high 11 tackles, including a half-sack, in season-opening shutout win over Seattle (9/3) . . . Posted a team and season-high 12 stops two weeks later in 19-6 win over Baltimore (9/17) . . . Notched nine tackles and a fumble recovery in 10-3 victory over New England (9/24) before leaving the game early with a sprained right ankle . . . Was inactive the following week at Cincinnati (10/1) . . . The Bengals game marked just the second in his career he had missed to that point, with the first being on August 31, 1997 against Indianapolis when he was recovering from a fractured left fibula . . . By sitting out against the Bengals, it also snapped a string of 51 consecutive contests in which he had played and started . . . Returned to action in 22-13 win vs. Buffalo (10/8) and topped team's tackle chart with seven . . . Re-aggravated his sprained right ankle at N.Y. Jets (10/23) when he registered nine tackles . . . Was then inactive for each of the next four games: vs. Green Bay (10/29), at Detroit (11/5), at San Diego (11/12) and vs. N.Y. Jets (11/19) . . . Returned to the field for 17-14 win at Indianapolis (11/26) and led the team with ten stops . . . Was credited with seven tackles, including his only sack of the year, vs. Tampa Bay (12/10) . . . In season-ending win at New England (12/24), which clinched the AFC East title for the Dolphins, turned in a nine-tackle performance, which included his only interception of the year . . . That came with 3:44 to play in the game when he picked off a Drew Bledsoe pass, leading to the Dolphins' game-winning drive that culminated with an Olindo Mare field goal . . . The interception also was the ninth of his career, moving him past Nick Buoniconti, Larry Gordon and Bob Matheson into sole possession of second on the Dolphins' career list for interceptions among linebackers, trailing only Earnie Rhone (14) . . . Started both playoff games following the season at middle linebacker . . . Led the team in the postseason with 19 total tackles (14 solo), including 12 in Divisional contest at Oakland (1/6/01) . . .

PRO BOWL: Was selected by Raiders Coach Jon Gruden as the "need" player for the AFC Pro Bowl squad . . . It marked Thomas' second straight Pro Bowl selection, becoming the first Dolphins linebacker selected to play in the Pro Bowl in consecutive seasons since Bryan Cox from 1994-95 . . . In addition, Thomas was one of seven Dolphins to play in the Pro Bowl following the 2000 season, the most representatives by the team since they also had seven following the 1984 campaign.

1999 – Started all 16 regular season games at middle linebacker for the second straight year and third time in his four NFL seasons . . . Led the team in tackles for the fourth consecutive campaign, as he tallied 167 total stops (117 solo), a figure which was the second-most of his NFL career to that point, now sixth . . . It also ranked as the fifth-highest total in Dolphins history, now ninth . . . Was selected to the first Pro Bowl of his career, and started in the game . . . Thomas became the third Dolphin in team history to lead the club in tackles four or more straight seasons, joining Nick Buoniconti (1969-73) and Bryan Cox (1992-95) . . . In a vote of his teammates, was selected as a permanent co-captain on defense along with cornerback Sam Madison . . . Also had one sack, an interception, a forced fumble and a career-high 12 passes defended . . . Led the team in tackles 13 times during the course of the season and recorded double-digit tackle totals nine times . . . Led the Dolphins with 12 tackles, including his only sack of the season, in opener at Denver (9/13) . . . Tallied 12 stops the following week vs. Arizona (9/19) when he also intercepted a Jake Plummer pass and knocked down three passes . . . The interception was the eighth of Thomas' career, tying him for second all-time among Dolphins linebackers, along with Buoniconti, Larry Gordon and Bob Matheson, and trailing only Earnie Rhone, who had 14 . . . Had 11 tackles, a pass defended and a forced fumble at Indianapolis (10/10) . . . The forced fumble occurred when he stripped the ball from Edgerrin James on first-and-goal from the one . . . Daryl Gardener picked up the loose ball and returned it 33 yards to the 35 . . . Notched a season-high 16 stops on Thanksgiving Day at Dallas (11/25) . . . Started both playoff games following the 1999 season at middle linebacker . . . Led the team in the postseason with 19 total tackles (16 solo), including a sack and two passes defended . . . Had nine tackles and the first sack of his postseason career in First-Round victory at Seattle (1/9/00) . . .

POSTSEASON HONORS: Was voted to the first Pro Bowl of his career, and started in the game, joining fellow Dolphins, cornerback Sam Madison and kicker Olindo Mare . . . The three selections marked the most by the Dolphins since the 1995 season when the team had four players chosen . . . He became the sixth Dolphins linebacker to be selected, and the first since Bryan Cox in 1995 . . . In addition, Thomas was a first-team All-Pro selection by the Associated Press . . . Also in a vote of his teammates, Thomas was the winner of the Dolphins Leadership Award for 1999, the first player in team history to win the award more than once.

1998 – Started all 16 regular season games at middle linebacker . . . Finished the year with 160 total tackles (124 solo), two sacks for 16 yards lost, three interceptions for 21 yards in returns, including two for touchdowns, two forced fumbles and ten passes defended . . . Marked the third straight year in which he led the team in tackles, just the fourth Dolphin to achieve that feat and the first since Bryan Cox did it from 1992-95 . . . Led the Dolphins' tackle chart on ten occasions over the course of the season, including nine games with double-digit tackle marks . . . Was named the AFC Defensive Player of the Month for September when he totaled 37 tackles, a sack, an interception return for a touchdown and two passes defended, in helping Miami to a 3-0 record during the month . . . Led club with 11 tackles in 21-0 victory vs. Pittsburgh (9/20) . . . In the Steelers contest also picked off a Kordell Stewart pass and ran it back 17 yards for the second touchdown of his career . . . Was awarded a defensive game ball for his performance in that contest . . . Notched a team and season-high 19 stops at Buffalo (11/1), when he also forced a fumble . . . Posted a team-high 12 tackles, to go along with a forced fumble, in victory at Carolina (11/15), when he earned a defensive game ball . . . Tied for team lead with ten tackles, and added three passes defended, at New England (11/23) . . . Recorded a team-high nine tackles, including a sack, vs. New Orleans (11/29) . . . Led the team with nine tackles at Oakland (12/6) . . . Also intercepted two passes, one of which he returned for a one-yard touchdown . . . His two interceptions were among six on the day for the Dolphins, tied for the most in team history . . . It marked the second time in 1998 and the third time in his career that he returned an interception for a touchdown, tying Dick Anderson's all-time Dolphins record . . . Along with Robert Jones' 14-yard interception return for a score, it tied the team's single-game record of two interception returns for touchdowns, which had been accomplished three times previously, most recently on December 16, 1983 against the N.Y. Jets . . . Thomas earned a defensive game ball for his performance against the Raiders . . . Started both playoff games following the season at middle linebacker . . . Led the team in the postseason with 20 total tackles (16 solo), a fumble recovery and a pass defended . . . Had a team-best eight tackles, in addition to a fumble recovery, in First-Round victory over Buffalo (1/2/99) . . . Also led team with 12 stops in Divisional contest at Denver (1/9/99) . . .

INTERCEPTIONS: Thomas' three interceptions in 1998 are tied for the second-highest single-season total for a linebacker in Dolphins history (behind four interceptions by linebacker John Bramlett in 1967); Thomas also had three interceptions during the 1996 season and subsequently in 2003 . . . Thomas returned two interceptions for touchdowns on the year . . . He had a 17-yard return for a score against Pittsburgh on September 20 when he picked off a

Kordell Stewart pass, and brought another one back one yard for a touchdown on December 6 at Oakland when he snared a Donald Hollas pass . . . Thomas' two interception returns for scores in the same season is tied with three others for the most in team history . . . Those three are Bill Stanfill (1969), Dick Anderson (1973) and Mike Kozlowski (1983) . . . Of the group, Thomas is the only linebacker . . .

POSTSEASON HONORS: Earned numerous honors following the 1998 season . . . Was named the NFL Alumni Association's Linebacker of the Year . . . Was a first-team All-Pro selection by the Associated Press, USA Today, College & Pro Football Newsweekly and Football Digest . . . Was chosen to the 1998 All-Madden Team . . . Also was selected the winner of the team's Leadership Award in a vote of his teammates.

1997 – Started all 15 games in which he played at middle linebacker . . . Was inactive for the season-opener vs. Indianapolis (8/31) while still recovering from a fractured left fibula sustained in a preseason game against Denver in Mexico City (8/4) . . . Still led the team in tackles for the second straight year, with 149 total stops (107 solo), marking the second consecutive season in which he topped the 100-tackle plateau . . . Also came up with a half-sack, an interception and ten passes defended, which were second-most on the squad and first among linebackers . . . Added one stop on special teams . . . Led the team in tackles on eight occasions, and finished with double-digit tackle totals nine times . . . Topped team with 12 tackles at Tampa Bay (9/21), when he picked off a Trent Dilfer pass and returned it ten yards for his only interception of the year . . . Recorded a team and season-high 16 tackles and two passes defended vs. Chicago (10/27) . . . Led Dolphins with 14 tackles, including a half-sack, at Oakland (11/30) . . . Partial sack was shared with Tim Bowens and resulted in a Dolphins touchdown as Bowens stripped the ball from Jeff George in the end zone following a ten-yard loss, and Bowens recovered for the score . . . Started First-Round Playoff game at New England (12/28) at middle linebacker . . . Amassed a team-high 12 total tackles.

1996 – Started all 16 games at middle linebacker as a rookie . . . Finished as team's leading tackler with 180 tackles (131 solo), while adding two sacks, three interceptions, two fumble recoveries, two forced fumbles and five passes defended . . . Also recorded two special teams tackles and had one kickoff return for 17 yards . . . His three interceptions tied with eight others for second-most by a Dolphins linebacker in club history, surpassed only by John Bramlett, who had four interceptions in 1967 . . . It marked the most interceptions by a Dolphins linebacker since Earnie Rhone had three in 1981, and also is the most ever by a Dolphins rookie linebacker . . . Made NFL debut in start at middle linebacker against New England (9/1) and led the team with 13 tackles, including one sack . . . Along with Karim Abdul-Jabbar, Daryl Gardener and Stanley Pritchett, it was only the third time in club history and the first time since 1970 that the Dolphins started four rookies in the season opener . . . Led the Dolphins with 15 tackles at Arizona (9/8) and also forced fumble and recovered it on same play to set up Dolphins touchdown . . . Posted a season-high 16 tackles against Seattle (10/6), when he also defended a pass, forced a fumble and recovered one . . . Topped team with 12 tackles at Buffalo (10/13), while adding a sack and first career interception, as he snared a Jim Kelly pass and returned it 11 yards . . . Matched his season high with 16 tackles at Philadelphia (10/20) . . . Led team with ten tackles at Houston (11/17) and came up with an interception, picking off a Chris Chandler pass with 10:42 left in the game and returning it 26 yards for his first career NFL touchdown, giving the Dolphins their first lead of the contest at 20-17 en route to their eventual 23-20 victory . . . It was the third interception return for a touchdown by a linebacker in team history (and second ever in the regular season), the other two being by Tom Erlandson, a 26-yard TD return at Denver on December 4, 1966, and by A.J. Duhe, a 35-yard TD return in the AFC Championship game against the N.Y. Jets on January 23, 1983 . . . Came up with an interception and 27-yard return against Buffalo (12/16) in Monday night contest, marking his second interception of a Kelly pass in as many games against the Bills . . .

AMONG TACKLE LEADERS: Thomas led the Dolphins in tackles 12 times in 1996 and finished second twice . . . He recorded double-digit figures in tackles in 11 of his 16 games . . . Became only the third Dolphins rookie in club history to record 100 or more tackles (LB Steve Towle had 164 tackles in 1975 and LB John Offerdahl had 135 tackles in 1986) . . . He also is only the third rookie in franchise history to lead the team in tackles, joining Towle in 1975 and Offerdahl in 1986 . . . Thomas' 180 tackles is the highest single-season total by a Dolphins rookie, surpassing Towle's former club rookie record of 164 tackles which he set in 1975 . . . In addition, Thomas led all NFL rookies and finished ranked sixth among all NFL players in tackles in 1996:

1996 NFL TACKLE LEADERS

PLAYER	POSITION	TEAM	TACKLES	SOLO	ASSISTED
1. Victor Green	SS	N.Y. Jets	208	125	83
2. Chris Spielman	LB	Buffalo	206	121	85
3. Eric Hill	LB	Arizona	196	97	99
4. Jessie Tuggle	LB	Atlanta	184	108	76
5. Marvyn Patton	LB	Washington	181	104	77
6. ZACH THOMAS*	LB	MIAMI	180	131	49

*Indicates rookie

HONORS: Recognized as team's MVP and Newcomer of the Year by South Florida media . . . Became first rookie to earn MVP award since quarterback Dan Marino in 1983 and first defensive player to capture the honor since linebacker Steve Towle in 1976 . . . Voted as an alternate to the AFC-NFC Pro Bowl . . . Earned the Mackey Award, which goes to AFC Defensive Rookie of the Year and garnered the same recognition by Football Digest . . . Voted as Dolphins' recipient of 1996 Unsung Hero Award as selected by National Football League Players Association and Players Inc . . . Selected as an All-Rookie honoree by College and Pro Football Newsweekly, The Football News, Pro Football Weekly/Pro Football Writers of America . . . Named NFL Defensive Rookie of the Month for October, becoming first Dolphins rookie in club history to receive that monthly honor . . . In his four games in October, Thomas totaled 52 tackles, one interception, two passes defended, one sack for seven yards, one forced fumble, and one fumble recovery.

COLLEGE

Four-year letterman (1992-95) and three-year starter at Texas Tech . . . Consensus All-America and All-Southwest Conference first-team choice as a senior . . . Was a finalist for the Butkus Award (nation's top linebacker) and Football News' Defensive Player of the Year Award . . . Added SWC Defensive Player of the Year honors . . . Led team with 131 tackles (84 solos) and added three sacks, 13 stops for losses, seven pass deflections, two interceptions, six forced fumbles, four fumble recoveries, three passes defended and one interception returned for a touchdown . . . Posted 13 tackles, recovered a fumble and picked off a pass with 30 seconds left, returning the ball 23 yards for the game-winning touchdown, in a 14-7 win over Texas A&M . . . Named first-team All-America by United Press International and claimed second-team honors from *The Sporting News* and *Football News* as a junior . . . Also named unanimous All-SWC Defensive Player of the Year . . . Led the SWC with 116 tackles (65 solos), 3.5 sacks, nine stops for losses of 18 yards, four interceptions and four pass breakups . . . Named All-SWC second-team pick by the *Houston Chronicle* and *Houston Post* as a sophomore . . . Started every game . . . Ranked fourth in conference with 117 tackles (64 solos) and added one sack, four tackles for loss, three passes defended, one interception, three fumble recoveries and one forced fumble . . . Had first career interception to go along with 13 tackles, two sacks and set an all-time bowl record with seven stops behind the line of scrimmage against Oklahoma in the John Hancock Bowl . . . Played in every game as a reserve inside linebacker as a freshman . . . Recorded 26 tackles (13 solos) . . . Majored in exercise and sports sciences.

PERSONAL

Resides in Plantation, Fla . . . Attended Pampa (Texas) High School . . . Played linebacker and running back . . . Named first-team all-state as a senior . . . Recorded 158 tackles (59 solos) with six sacks, three fumble recoveries, five forced fumbles and eight deflected passes . . . Rushed for 928 yards and eight touchdowns on 164 carries (5.7 avg) . . . Also lettered in baseball . . . In 2005, was part of the Dolphins' "All-Community Team" in which he donated 20 tickets for every home game to the U.S. Southern Command . . . Served as Dolphins representative for the United Way public service announcement in 1997 . . . Has assisted in building houses for Habitat for Humanity . . . From 2000-03 was a member of the "Crunch on Paralysis" team, along with Trace Armstrong and Jason Taylor, that made a donation for every

sack and tackle they made to the Miami Project to Cure Paralysis . . . Combined, the three donated nearly \$52,000 to the Miami Project in 2000, while Taylor and Thomas' contribution totaled more than \$39,000 in 2001, more than \$46,000 in 2002 and \$39,000 in 2003, with Smirnoff doubling that amount . . . For their efforts, the group was named the winner of the team's Community Service Award for 2000 . . . In 2000, opened a health and fitness club in Amarillo, Texas, called "Zach's Club 54," which has since expanded to a new location . . . The club is run by his brother, and former Texas Tech teammate, Bart . . . During the 2001 offseason, was inducted into the Texas High School Football Hall of Fame . . . In May of 2003, along with teammate Jason Taylor, was part of a USO/NFL Tour in which he visited various military bases and hospitals in Germany . . . For the past few years, has visited with veterans at the VA Hospital as part of the "Valentines Day at the VA" program . . . This past offseason, served as Grand Marshall for the annual Three Kings Day Parade in Miami . . . Enjoys scuba diving and playing basketball in spare time . . . Lists "Braveheart" and "Scarface" as favorite movies and "The Sopranos," "The First 48" and "The World Poker Tour" as favorite television shows . . . Full name is Zachary Michael Thomas, born September 1, 1973, in Pampa, Texas.

ZACH THOMAS' NFL REGULAR SEASON STATISTICS

		TACKLES						INTERCEPTIONS					FUMBLES			
YEAR	TEAM	GP	GS	TOT	SOLO	ASST	SK	YDS	NO	YDS	LG	TD	PD	FF	FR	YDS
1996	Miami	16	16	180	131	49	2	13	3	64	27	1	5	2	2	7
1997	Miami	15	15	149	107	42	0.5	5	1	10	10	0	10	0	0	0
1998	Miami	16	16	160	124	36	2	16	3	21	17t	2	10	2	0	0
1999	Miami	16	16	167	117	50	1	10	1	0	0	0	12	1	0	0
2000	Miami	11	11	100	64	36	1.5	3.5	1	0	0	0	2	0	1	0
2001	Miami	15	15	180	112	68	3	27	2	51	34t	1	6	2	0	0
2002	Miami	16	16	195	124	71	0.5	5.5	1	7	7	0	5	0	1	22
2003	Miami	15	15	184	113	71	1	5	3	21	19	0	10	1	2	0
2004	Miami	13	13	168	95	73	2	15	0	0	—	0	4	0	0	0
2005	Miami	14	14	166	112	54	2	16	1	0	0	0	3	4	1	0
NFL TOTALS		147	147	1649	1099	550	15.5	116	16	174	34t	4	67	12	7	29

ZACH THOMAS' NFL PLAYOFF STATISTICS

YEAR TEAM		GP GS		TACKLES						INTERCEPTIONS					FUMBLES			
				TOT	SOLO	ASST	SK	YDS	NO	YDS	LG	TD	PD	FF	FR	YDS		
1997	Miami	1	1	12	10	2	0	0	0	0	0	—	0	0	0	0	0	0
1998	Miami	2	2	20	16	4	0	0	0	0	0	—	0	0	0	0	1	7
1999	Miami	2	2	19	16	3	1	9	0	0	0	—	0	0	0	0	0	0
2000	Miami	2	2	19	14	5	0	0	0	0	0	—	0	0	0	0	0	0
2001	Miami	1	1	22	14	8	0	0	0	0	0	—	0	0	0	0	0	0
PLAYOFF TOTALS		8	8	92	70	22	1	9	0	0	0	—	0	0	0	0	1	7

ADDITIONAL STATS

Defensive Touchdowns: 1 interception return in 1996, 2 interception returns in 1998, 1 interception return in 2001 for total of 4 interception returns

Special Teams Tackles: 2 in 1996, 1 in 1997 for total of 3

Kickoff Returns: 1 for 17 yards in 1996, 1 for 15 yards in 1999 for total of 2 for 32 yards, 16.0 avg., long 17

SINGLE-GAME HIGHS

- Most Tackles:**
- *22 vs. Baltimore, 1/13/02
 - 22 vs. Indianapolis, 11/2/03
 - 21 at New England, 12/29/02
 - 20 vs. Cleveland, 12/26/04
 - 19 at Buffalo, 11/1/98
 - 19 vs. Tennessee, 9/11/04
- Most Sacks:**
- 1.5 at N.Y. Jets, 10/14/01
 - 1.5 vs. Atlanta, 12/30/01
- Most Interceptions:**
- 2 at Oakland, 12/6/98

* Playoff Game

Travares Tillman

26 Safety

Height/Weight 6-1, 205
 Born 10/8/77
 College Georgia Tech '00
 Acquired UFA (Car.), 2005
 Signed Through 2006
 NFL Sixth Season
 Dolphins Second Season



PRO CAREER

CAREER TRANSACTIONS: Signed a two-year contract with the Dolphins as an unrestricted free agent from Carolina on March 4, 2005. . . Originally drafted by Buffalo in the second round (58th overall) in 2000 . . . Was waived by the Bills on September 1, 2000 . . . Signed with Houston on January 14, 2003 . . . Was waived by the Texans on September 17, 2003 and then claimed by Carolina a day later.

FINS FACT

Travares started his own sports marketing company during the 2005 offseason called "Red Zone Sports Group", which is based out of Atlanta. His first client was former Georgia Tech teammate Joe Hamilton, currently a quarterback with the Orlando Predators of the Arena Football League.

2005 — Underwent surgery on June 14, 2005 to debride a medial meniscal tear and articular cartilage damage . . . The surgery was performed by Dr. George Caldwell at Broward General Medical Center in Ft. Lauderdale . . . Went on to play in all 16 games, including 10 starts, in his first year with the Dolphins . . . Registered 54 tackles, three interceptions and five passes defended . . . Added five tackles and a fumble recovery on special teams . . . Three interceptions marked the second-highest figure on the team, trailing only the four amassed by Lance Schulters, and were two more than he had totaled in his previous four NFL campaigns . . . Began the season as a reserve . . . Moved into starting lineup at strong safety for game at New Orleans (10/30) following season-ending pectoral injury to Tebucky Jones . . . In 27-24 win over Carolina (9/25), recovered a Steve Smith fumbled punt at the Panthers' 16, leading to an 18-yard TD pass from Gus Frerotte to Randy McMichael two plays later . . . Tied a career high with nine tackles vs. Atlanta (11/6) . . . All three of his interceptions on the year came in consecutive weeks; vs. New England (11/13), at Cleveland (11/20) and at Oakland (11/27) . . . First interception as a Dolphin occurred when he picked off a Tom Brady pass in the Patriots game and returned it a career-long 22 yards . . . In addition to his interception of a Charlie Frye pass in the Browns game, matched his career-high figure of nine tackles, which also was a team high that day . . . That three-game interception streak is tied with many others for the third-longest in franchise history and was the longest since Patrick Surtain had one in games 2-4 of 2003 . . .

CONSECUTIVE GAMES WITH AN INTERCEPTION: Tillman tallied his three interceptions in 2005 in consecutive weeks, including games vs. New England (11/13), at Cleveland (11/20) and at Oakland (11/27) . . . He picked off a Tom Brady pass in the third quarter of the Patriots game for a 22-yard return, a Charlie Frye attempt in the fourth quarter of the Browns contest for a 16-yard return and a Kerry Collins pass on the final play of the first half in the Raiders game in which there was no return . . . The streak is tied for the third-longest in Dolphins history:

LONGEST INTERCEPTION STREAKS IN DOLPHINS HISTORY

PLAYER	YEAR (GAMES)	NO.
1. Dick Westmoreland	1967 (9-13)	5
2. Willie West	1966 (6-9)	4
3. TRAVARES TILLMAN	2005 (9-11)	3
Many others		3

2004 – Played in six games with the Panthers, including a start at free safety vs. San Diego (10/24) . . . Sustained a broken right arm in the Chargers game . . . Was inactive for each of the next two weeks before being placed on injured reserve on November 9 . . . Finished the season with five tackles on defense and a pair of stops on special teams.

2003 – Began the season with Houston . . . Was inactive for each of the first two games before being waived by the Texans on September 17 . . . Was claimed by the Panthers on September 18 and went on to play in seven regular season games, all in a reserve role . . . Registered four tackles on special teams . . . Also saw action in a reserve role in Divisional Playoff game at St. Louis (1/10/04) . . . Was inactive for each of the Panthers' three remaining postseason contests.

2002 – Was out of football after being released by the Bills on September 1.

2001 – Started six of the 12 games in which he played at free safety with Buffalo . . . Tallied 47 tackles, an interception, five passes defended, a fumble recovery and a forced fumble . . . Was inactive for three of the final four games with a chest injury . . . First career interception came off a Mark Brunell pass at Jacksonville (10/18) in the game's final minute to preserve the Bills' 12-10 win . . . Established a career high with nine tackles vs. Miami (11/25), when he also recovered an Oronde Gadsden fumble (forced by Nate Clements) in the end zone to thwart a Dolphins scoring drive . . . Forced a fumble at San Francisco (12/2).

2000 – Played in 15 games, including four starts, in his rookie season with the Bills . . . Recorded 26 tackles and a pass defended . . . First NFL start came at free safety vs. Miami (12/3) as he responded with six tackles.

COLLEGE

Was a four-year letterman (1996-99) at Georgia Tech . . . Appeared in 40 games, including 32 starts, in his collegiate career, which he concluded as the Yellow Jackets' fourth all-time leading tackler with 236 . . . Also snared seven interceptions in his career, during which time he played both safety spots as well as cornerback . . . Was an All-ACC second-team selection each of his final two seasons . . . Tallied a career-best four interceptions as a sophomore in 1997 when he opened all 11 games at strong safety . . . Majored in management sciences.

PERSONAL

Single . . . Was a standout wide receiver and defensive back at Toombs County High School in Lyons, Ga . . . Was a first-team Class A All-State selection and the District 3-A Defensive Player of the Year as a senior . . . Also lettered in basketball and golf . . . Full name is Travares Arastius Tillman, born October 8, 1977 in Lyons, Ga.

TRAVARES TILLMAN'S NFL REGULAR SEASON STATISTICS

YEAR TEAM	GP	GS	TACKLES					INTERCEPTIONS					FUMBLES		
			TOT	SOLO	ASST	SK	YDS	NO	YDS	LG	TD	PD	FF	FR	YDS
2000 Buffalo	15	4	26	19	7	0	0	0	0	0	0	1	0	0	0
2001 Buffalo	12	6	47	24	23	0	0	1	0	0	0	5	1	0	0
2003 Houston	0	0	0	0	0	0	0	0	0	0	0	0	0	0	0
Carolina	7	0	0	0	0	0	0	0	0	0	0	0	0	0	0
2004 Carolina	6	1	5	3	2	0	0	0	0	0	0	0	0	0	0
2005 Miami	16	10	54	33	21	0	0	3	38	22	0	5	0	0	0
NFL TOTALS	56	21	132	79	53	0	0	4	38	22	0	11	1	0	0
MIAMI TOTALS	16	10	54	33	21	0	0	3	38	22	0	5	0	0	0

TRAVARES TILLMAN'S NFL PLAYOFF STATISTICS

YEAR TEAM	GP	GS	TACKLES					INTERCEPTIONS					FUMBLES		
			TOT	SOLO	ASST	SK	YDS	NO	YDS	LG	TD	PD	FF	FR	YDS
2003 Carolina	1	0	0	0	0	0	0	0	0	0	0	0	0	0	0

ADDITIONAL STATS

Special Teams Tackles: (Carolina) 4 in 2003, 2 in 2004, (Miami) 5 in 2005 for total of 11

Special Teams Fumble Recoveries: 1 in 2005

Keith Traylor

94 Defensive Tackle

Height/Weight 6-2, 337
Born 9/3/69
College Central State (Okla.) '91
Acquired FA, 2005
Signed Through 2006
NFL 16th Season
Dolphins Second Season



PRO CAREER

CAREER TRANSACTIONS: Signed a two-year contract with the Dolphins as a free agent on May 23, 2005 after being released by New England on May 4 . . . Originally was a third-round draft choice (61st overall) of Denver in 1991 . . . Was waived by the Broncos on June 7, 1993 . . . Subsequently signed with the Raiders on July 19, 1993 before being released on August 30, 1993 . . . Was signed by Green Bay on September 14, 1993 . . . Was released by the Packers on November 9, 1993 . . . Signed by Kansas City on January 7, 1994 . . . Was released by the Chiefs on January 14, 1994 and then re-signed on May 18 . . . Was released by Kansas City on August 28, 1994 and then re-signed on February 28, 1995 . . .

Signed with Denver as an unrestricted free agent on March 10, 1997 . . . Was released by the Broncos on March 14, 2001 and then signed by Chicago on March 24, 2001 . . . Signed with New England as an unrestricted free agent on March 31, 2004.

FINS FACT

After playing inside linebacker throughout his collegiate career and his first three years in the NFL, when he played at 260 pounds, Keith was moved to the defensive line during training camp with Kansas City in 1994. Despite being released by the Chiefs prior to the '94 regular season, Keith was persistent, and after playing with Barcelona of the NFL Europe League in the spring of 1995, he earned a spot on Kansas City's roster later that year. Since that time, he has gone on to start 125 of the 163 regular season games in which he has played, and has been a part of three Super Bowl championship clubs.

2005 – Started all 13 games in which he played in his first year with the Dolphins . . . Was inactive for three contests with a knee injury . . . Tallied 40 tackles, a pair of sacks and two passes defended on the year . . . Sack total tied a personal single-season high that he achieved on three previous occasions (1997, 1998, 2001) . . . Part of a defensive line that allowed a 3.7-yard average per rush attempt, a figure that ranked fourth in the AFC and seventh in the NFL . . . In Dolphins debut, in opener vs. Denver (9/11), established a season-high with six tackles . . . His only two sacks of the season came in back-to-back weeks; at New Orleans (10/30) and vs. Atlanta (11/6) . . . Matched a season high with six stops at Cleveland (11/20) . . . Was inactive for game vs. Buffalo (12/4) with a knee injury . . . Underwent surgery on December 6 to debride his right knee . . . Dr. George Caldwell performed the surgery at Broward General Medical Center in Ft. Lauderdale . . . Was inactive for contests at San Diego (12/11) and vs. N.Y. Jets (12/18) before returning to starting lineup for final two games . . . Finale at New England (1/1/06) marked the 200th regular season game of his career.

2004 – Started 10 of the 16 regular season games in which he played for the Patriots at the nose tackle spot . . . Posted 33 tackles . . . Part of a unit that ranked sixth in the NFL in rush defense, allowing an average of only 98.3 yards per game . . . Had a season-best four tackles vs. Miami (10/10) . . . Started each of the final ten regular season games . . . Opened two of three postseason contests, including Divisional game vs. Indianapolis (1/16/05) and AFC Championship game at Pittsburgh (1/23/05) . . . Recorded two tackles in the playoffs, including one in Super Bowl XXXIX win over Philadelphia (2/6/05).

2003 – Started all ten games in which he played with Chicago . . . Recorded 18 tackles, a forced fumble and three passes defended . . . Was inactive for six contests (4-8, 15) . . . Had three tackles and a forced fumble vs. St. Louis (11/16).

2002 – Started all 15 games that he played with the Bears . . . Registered 41 tackles, a sack, a forced fumble and two passes defended . . . Posted a season-high five tackles on two occasions; vs. New Orleans (9/22) and at St. Louis (11/18) . . . In the Rams contest, which also was a Monday night affair, accounted for his only sack of the season . . . Was inactive for season finale vs. Tampa Bay (12/29).

2001 – Started 15 of the 16 games in which he appeared in his first season with the Bears . . . Notched 45 tackles, two sacks, an interception, two forced fumbles and four passes defended . . . Part of a defensive unit that ranked second in the NFL, as they allowed an average of only 82.1 yards rushing per contest . . . Came up with a season-high seven tackles vs. San Francisco (10/28) . . . Accounted for the second interception of his career in season finale vs. Jacksonville (1/6/02) when he picked off a Mark Brunell pass and returned it 67 yards to the Jaguars' 9, setting up a Bears touchdown two plays afterward in a 33-13 victory . . . Started Divisional Playoff game vs. Philadelphia (1/19/02) . . . Was credited with four tackles and a pass defended.

2000 – Started all 16 regular season games for the Broncos . . . Tallied a career-high 53 total tackles . . . Added one sack, a fumble recovery, two forced fumbles and four passes defended . . . Tackle total led all Denver linemen . . . Over a five-game span (6-9), registered 23 tackles, including six vs. New England (10/1), one of which was a sack . . . Had a fumble recovery and forced fumble vs. San Diego (11/19) . . . Turned in a season-high seven-tackle effort at Seattle (11/26) . . . Started First-Round Playoff game at Baltimore (12/31) and posted one tackle.

1999 – Started all 15 games that he played with Denver . . . Collected 42 tackles, 1.5 sacks, two forced fumbles and a career-high six passes defended . . . Lone full sack of the season came at Detroit (12/25) . . . Had forced fumbles at Jacksonville (12/13) and vs. San Diego (1/2/00).

1998 – Started 14 of the 15 games in which he played with the Broncos . . . Registered 49 tackles, two sacks, a fumble recovery and two passes defended . . . Part of a unit that ranked third in the NFL in rush defense (80.4 ypg) . . . Was inactive at Oakland (9/20) with a sprained ankle sustained the previous week vs. Dallas (9/13) . . . Recorded sacks vs. Philadelphia (10/4) and in Monday night contest at Kansas City (11/16) . . . Recovered a fumble vs. Jacksonville (10/25) . . . Had a season-high six tackles vs. San Diego (11/8) . . . Started each of Denver's three playoff games, including Super Bowl XXXIII victory over Atlanta at Dolphin Stadium (1/31/99) . . . Totaled six tackles and a pass defended in the playoffs.

1997 – Started all 16 regular season games after re-joining the Broncos as an unrestricted free agent . . . Posted 51 tackles, two sacks, an interception and two passes defended for a unit that ranked fifth in the NFL in overall defense (291.9 ypg) . . . Sack total marked a career high and is a figure he has since equaled three times . . . Tackle total led all Broncos linemen . . . Had six tackles and a sack at Seattle (9/7) . . . Also turned in a six-tackle effort at Atlanta (9/28) . . . First career interception came at Buffalo (10/26) when he picked off a Todd Collins pass and returned it 62 yards for a touchdown, as the Broncos went on for a 23-20 overtime victory after not arriving in Buffalo until well after midnight the night before because of a snowstorm . . . Started all four playoff games following the season . . . Registered 11 tackles, a sack and two passes defended . . . Posted four tackles with a pass breakup in Denver's First-Round Playoff win vs. Jacksonville (12/27) . . . Was awarded a game ball in the Broncos' Divisional playoff victory at Kansas City (1/4/98) when he recorded three tackles, including two tackles for loss, just two days after his mother passed away . . . Registered two tackles, including a sack and a pass breakup in AFC Championship game at Pittsburgh (1/11/98) . . . Posted two tackles vs. Green Bay (1/25/98) in Denver's win in Super Bowl XXXII.

1996 – Played in 15 games, including one start with the Chiefs ... Notched 42 tackles, a sack, a forced fumble and a pass defended ... Blocked a Cole Ford 43-yard field goal attempt vs. Oakland (9/8) ... Had a season-high six tackles vs. Pittsburgh (10/7) in Monday night game ... Lone sack of the season occurred vs. Detroit (11/28) ... Only starting assignment of the year came vs. Indianapolis (12/15) when he tallied four tackles.

1995 – Was re-signed by Kansas City during the offseason ... In first NFL season playing along the defensive line in '95, saw action in all 16 games in a reserve role with the Chiefs ... Was credited with 19 tackles, 1.5 sacks, a fumble recovery, a forced fumble and four passes defended ... Came up with three tackles and a sack vs. San Diego (10/9) ... Also played with Barcelona of the NFL Europe League in the spring of '95 ... Started three of the eight games that he played with the Dragons and recorded 18 tackles and a pair of fumble recoveries.

1994 – Was out of football after being waived by Kansas City in the final cutdown prior to the regular season.

1993 – Signed with the L.A. Raiders on July 19 after being waived by the Broncos on June 7 ... Was waived by the Raiders on August 20 ... Signed with Green Bay on September 14 and played in five games with the Packers, all in a reserve role ... Was inactive for one contest ... Had one tackle before being released on November 9 ... Signed with Kansas City on January 5, 1994 and was inactive for Chiefs' First-Round Playoff game vs. Pittsburgh (1/8/94), and was then waived on January 14.

1992 – Opened three of the 16 games in which he played with the Broncos ... Collected 39 tackles, a sack and a forced fumble from his linebacker spot ... First sack of NFL career occurred vs. Seattle (12/20), when he tackled Stan Gelbaugh for a 14-yard loss, one of eight sacks on the day for Denver in a 10-6 win.

1991 – Started two of the 16 regular season games in which he played for Denver as a rookie ... Recorded 27 tackles ... First start of NFL career came vs. Seattle (9/15) when he opened at an inside linebacker spot in place of the injured Michael Brooks ... Responded with nine tackles ... Also started the following week vs. San Diego (9/22) and recorded ten stops ... Saw action in both playoff games following the season in a reserve role ... During playoffs, saw some time at fullback in goal-line situations ... Was an all-rookie selection by Pro Football Weekly and Football Digest.

COLLEGE

Began his collegiate career at Coffeyville (Kan.) Junior College where he played two seasons (1987-88), before transferring to Central State in Oklahoma, where he played his final two seasons (1989-90) ... Was a linebacker all four years ... Amassed 146 tackles, five sacks, two interceptions, three forced fumbles and a pair of fumble recoveries at Central State ... Was a first-team All-Lone Star Conference selection as a senior when he posted 79 tackles, five sacks, two interceptions and two fumble recoveries ... Majored in industrial safety.

PERSONAL

Married to Krista with a son, Brandon ... Was a two-time all-state and all-conference linebacker at Malvern (Ark.) High School ... Also a standout on the basketball court and the baseball diamond, earning all-state and all-conference honors in both sports ... Rated among the 10 best prospects in the state of Arkansas ... Born September 3, 1969 in Malvern, Arkansas.

KEITH TRAYLOR'S NFL REGULAR SEASON STATISTICS

YEAR TEAM	GP GS	TACKLES						INTERCEPTIONS					FUMBLES		
		TOT	SOLO	ASST	SK	YDS		NO	YDS	LG	TD	PD	FF	FR	YDS
1991 Denver	16 2	27	12	15	0	0		0	0	-	0	0	0	0	0
1992 Denver	16 3	39	21	18	1	14		0	0	-	0	0	1	0	0
1993 Green Bay	5 0	0	0	0	0	0		0	0	-	0	0	0	0	0
1995 Kansas City	16 0	19	16	3	1.5	12.5		0	0	-	0	4	1	1	9
1996 Kansas City	15 1	42	31	11	1	3		0	0	-	0	1	1	0	0
1997 Denver	16 16	51	39	12	2	20		1	62	62t	1	2	0	0	0
1998 Denver	15 14	49	40	9	2	8		0	0	-	0	2	0	1	0
1999 Denver	15 15	42	36	6	1.5	10.5		0	0	-	0	6	2	0	0
2000 Denver	16 16	53	44	9	1	0		0	0	-	0	2	2	1	0
2001 Chicago	16 15	45	17	28	2	8		1	67	67	0	4	2	0	0
2002 Chicago	15 15	41	24	17	1	7		0	0	-	0	2	1	0	0
2003 Chicago	10 10	18	13	5	0	0		0	0	-	0	3	1	0	0
2004 New England	16 10	33	23	10	0	0		0	0	-	0	0	0	0	0
2005 Miami	13 13	40	23	17	2	14		0	0	-	0	2	0	0	0
NFL TOTALS	200 130	499	339	160	15	97		2	129	67	1	28	11	3	9
MIAMI TOTALS	13 13	40	23	17	2	14		0	0	-	0	2	0	0	0

KEITH TRAYLOR'S NFL PLAYOFF STATISTICS

YEAR TEAM	GP GS	TACKLES						INTERCEPTIONS					FUMBLES		
		TOT	SOLO	ASST	SK	YDS		NO	YDS	LG	TD	PD	FF	FR	YDS
1991 Denver	2 0	0	0	0	0	0		0	0	-	0	0	0	0	0
1993 Kansas City	0 0	0	0	0	0	0		0	0	-	0	0	0	0	0
1995 Kansas City	1 0	2	2	0	0	0		0	0	-	0	0	0	0	0
1997 Denver	4 4	11	9	2	1	1		0	0	-	0	1	0	0	0
1998 Denver	3 3	6	3	3	0	0		0	0	-	0	2	0	0	0
2000 Denver	1 1	1	0	1	0	0		0	0	-	0	0	0	0	0
2001 Chicago	1 1	4	1	3	0	0		0	0	-	0	0	0	0	0
2004 New England	3 2	2	1	1	0	0		0	0	-	0	1	0	0	0
PLAYOFF TOTALS	15 11	26	16	10	1	1		0	0	-	0	4	0	0	0

ADDITIONAL STATS

Blocked Kicks: 1 field goal in 1996

Defensive Touchdowns: 1 interception return in 1997

TAKE IT AWAY


For the Dolphins, the takeaway/giveaway ratio is the statistical category that has had the biggest correlation between wins and losses. Over the last ten years (1996-2005), the Dolphins are 64-14 (.821) in games where they have claimed the turnover battle, including a 6-1 mark in 2005. They are 9-51 (.150) over this same stretch in games where their opponent has held the advantage in that department, including an 0-5 register a year ago. In Miami's 90 regular season victories over the last ten years, the Dolphins are a combined plus-122

in the takeaway/giveaway ratio. In their 70 losses, they are a composite minus-110 in that category.

Kevin Vickerson

92 Defensive Tackle

Height/Weight 6-5, 305
 Born 1/8/83
 College Michigan State '05
 Acquired D7, 2005
 Signed Through 2006
 NFL Second Season
 Dolphins Second Season



PRO CAREER

CAREER TRANSACTIONS: Was a seventh-round draft choice (216th overall) of Miami in 2005.

2005 – Was placed on injured reserve with a knee injury on September 3 . . . Posted five tackles and a sack in the preseason.

COLLEGE

Was a four-year letterman (2001-04) at Michigan State who played in 44 games with 19 starts in his career . . . Totaled 113 tackles, 24.5 stops for loss, 8.5 sacks, a fumble recovery and a pair of blocked kicks . . . Opened 11 games as a senior and amassed career-high figures of 46 tackles, 10.5 stops for loss and 4.5 sacks . . . Started two games as a freshman in 2001 and six contests the following year . . . Majored in criminal justice.

FINS FACT

During his senior year at Michigan State, Kevin visited children afflicted with Down's Syndrome every other week. While there, he had the opportunity to read them books and just talk. It was something for which he did not seek a whole lot of notoriety, but did it from the heart. "It feels good when you can touch someone else's life," Kevin says. "They don't think they have much of a chance to do what you do, but they have all the same desires that you do."

PERSONAL

Single . . . Attended Martin Luther King High School in Detroit, Mich . . . Earned Prep All-America accolades as a senior when he helped the school to a 10-1 record and its first Public School League title in ten years . . . Played on both the offensive and defensive lines in high school . . . Worked with disabled children while in college . . . Enjoys playing basketball in spare time . . . Growing up, the Detroit Pistons was his favorite sports team and Reggie White was his favorite athlete . . . Lists "Rocky" as his favorite movie, "Martin" as his favorite television show and Jay-Z as his favorite recording artist . . . Younger brother, Quartez, played football at Grand Valley State and helped the school to the Division II national championship in 2005 . . . Also has a sister, Shemonia . . . Mother's name is Donnie Vickerson . . . Full name is Kevin Darnell Vickerson, born January 8, 1983 in Detroit.

KEVIN VICKERSON'S NFL REGULAR SEASON STATISTICS

		TACKLES						INTERCEPTIONS					FUMBLES			
YEAR	TEAM	GP	GS	TOT	SOLO	ASST	SK	YDS	NO	YDS	LG	TD	PD	FF	FR	YDS
2005	Miami	INJURED RESERVE (Knee)														

INJURED RESERVE (Knee)

Wes Welker

83 Wide Receiver

Height/Weight5-9, 185
 Born5/1/81
 CollegeTexas Tech '04
 Acquired.....FA, 2004
 Signed Through2006
 NFLThird Season
 DolphinsThird Season



PRO CAREER

FINS FACT

CAREER TRANSACTIONS: Went to camp with San Diego as an undrafted college free agent in 2004 . . . Was waived by the Chargers on September 15, 2004 before signing with the Dolphins as a free agent on September 21.

Following his career as a player, Wes would like to get into coaching. For as long as he can remember, football has been his passion. "I enjoy being outside and just like being around the game," Wes says. "I can't see myself doing anything else."

2005 — Saw action in all 16 games, including one start . . . Caught 29 passes for 434 yards . . . Reception total ranked fifth on the team while yardage figure was fourth . . . Also returned 43 punts for a 9.1-yard average and 61 kickoffs for a 22.6-yard average . . . Punt return average was sixth in the AFC and 11th in the NFL . . . Total punt returns equaled the Dolphins single-season standard that he established last year, while his 390 punt return yards are third, trailing the 454 for which he accounted in 2004 and Mark Clayton's 392 yards in 1983 . . . Of his 29 catches on the year, 12 came on third down while two more occurred on fourth down . . . Of his receiving total, 20 were good for a first down . . . First NFL reception came on a 15-yard catch from Gus Frerotte in opener vs. Denver (9/11) . . . Finished with a season-high four receptions, totaling 60 yards, that day . . . All four of his catches that day came on third down while three were good for a first down, including a long of 26 . . . Also averaged 16.0 yards on four punt returns that day, the second-best average of his career . . . Had three receptions for a career-high 97 yards at Tampa Bay (10/16), including a long of 41 . . . In the Bucs game, also fielded four punts for 70 yards, a career-best 17.5-yard average (min. 4 rets.) . . . Returned a season-high seven kickoffs for 162 yards at Kansas City (10/21) . . . Seven returns tied a Dolphins single-game record which had been achieved eight times previously by seven players, including Welker on January 2, 2005 at Baltimore . . . In the Chiefs game, also brought back two punts for 55 yards, including a season-long of 47 . . . Combined 217 return yards against the Chiefs represented a season high and is the third-highest total of his career . . . Hauled in a career-long 47-yard pass from Frerotte vs. New England (11/13) when he had two receptions for 61 yards . . . In the Patriots game also averaged 28.0 on four kickoff returns, including a season-long of 46 . . . Opened as part of a three-wide receiver set at Oakland (11/27), the first start of his NFL career . . . In the Raiders game, caught one pass for 16 yards and also fielded five kickoffs for a 28.2-yard average, including a long of 41 . . . Tied a career high with four catches, totaling 40 yards, vs. Buffalo (12/4) . . . Had three kickoff returns for a season-best 30.0-yard average with a long of 43 at San Diego (12/11) . . .

AMONG DOLPHINS SINGLE-SEASON KICKOFF RETURN LEADERS: In 2005, Welker brought back 61 kickoffs for 1,379 yards, as both figures rank second among Dolphins single-season leaders . . . Along with his total from 2004, he now owns two of three highest single-season figures for both kickoff returns and kickoff return yards:

DOLPHINS SINGLE-SEASON KICKOFF RETURN LEADERS

MOST RETURNS

PLAYER	NO.	YEAR
1. Brock Marion	62	1999
2. WES WELKER	61	2005
3. WES WELKER	57	2004

MOST YARDS

PLAYER	YARDS	YEAR
1. Brock Marion	1524	1999
2. WES WELKER	1379	2005
3. WES WELKER	1313	2004

AMONG DOLPHINS ALL-TIME RETURN LEADERS: In just two years, Welker already has catapulted himself among the Dolphins' all-time leaders in both return categories

DOLPHINS ALL-TIME RETURN LEADERS

PUNT RETURNS

MOST RETURNS

PLAYER	NO.	YEARS
1. Jake Scott	127	1970-75
O.J. McDuffie	127	1993-01
3. WES WELKER	86	2004-05

MOST YARDS

PLAYER	YARDS	YEARS
1. Jake Scott	1330	1970-75
2. O.J. McDuffie	1127	1993-01
3. WES WELKER	854	2004-05

KICKOFF RETURNS

MOST RETURNS

PLAYER	NO.	YEARS
1. Fulton Walker	123	1981-85
2. WES WELKER	118	2004-05
3. Mercury Morris	111	1969-75

MOST YARDS

PLAYER	YARDS	YEARS
1. Mercury Morris	2947	1969-75
2. Fulton Walker	2944	1981-85
3. WES WELKER	2692	2004-05

2004 – Went to training camp with San Diego as an undrafted college free agent . . . Played in one game with the Chargers before being waived on September 15 . . . Signed with the Dolphins as a free agent on September 21, and went on to play in the final 14 games of the season, all in a reserve role . . . For the season, returned 61 kickoffs for a 23.2-yard average, including 57 for a 23.0-yard norm and one touchdown with the Dolphins . . . Fielded 43 punts for a 10.8-yard average, all with the Dolphins . . . Punt return average ranked second in the AFC, trailing only Cleveland's Dennis Northcutt (12.0) . . . It also placed fifth in the NFL . . . Amassed a 10.0-yard average or better in five games on the year . . . Kickoff return average was seventh in the AFC . . . Also was 1 of 1 on field goals, 1 of 1 on PATs and posted seven tackles on coverage units . . . Made Dolphins debut in week three game vs. Pittsburgh (9/26) . . . Returned three kickoffs for a 22.0-yard average and two punts for 20 yards . . . Had his duties expanded two weeks later at New England (10/10), when he brought back five kickoffs for a 20.2-yard average and five punts for an 8.2-yard average . . . Was thrust into the kicking duties after Olindo Mare sustained a calf injury in pre-game warm-ups, the first time had kicked since his junior season at Texas Tech when he had a PAT blocked against Baylor . . . Went on to convert his only field goal attempt – from 29 yards – and his only PAT against the Patriots . . . Also handled the kickoff chores . . . Became the first player in NFL history to have a kickoff return, a punt return, a field goal, a successful PAT and kickoff in the same game . . . Also was the first non-kicker in team history to record a PAT or field goal . . . For his performance, was named AFC Special Teams Player of the Week . . . Against Buffalo (12/5), fielded six punts for an 8.5-yard average, tied for the second-most punt returns by a Dolphin in a game, and the most since Nate Jacquet had six (10.5 avg.) in a First-Round Playoff game at Seattle on January 9, 2000 . . . It was the most by a Dolphin in the regular season since Vince Heflin had six returns (12.7 avg.) on September 23, 1984 against Indianapolis . . . In Monday night game against New England (12/20), fielded two punts for a 43.5-yard average, including a season-long return of 71 yards . . . That return, which tied for the seventh-longest punt return in team history and is the longest not to have gone for a touchdown, came in the first quarter and put the Dolphins at the Patriots 2, leading to a Sammy Morris touchdown run on the next play from scrimmage . . . In finale at Baltimore, took a kickoff back 95 yards for a touchdown, the first by a Dolphin since October 1, 1989 at Houston when Marc Logan returned one 97 yards for a score . . . It ended a drought of 898 kickoff returns in a row, by 76 different individuals, in which a kickoff had not been returned for a score . . . It tied for the fourth-longest kickoff return by a Dolphin in the regular season and the fifth overall, including playoffs . . . Overall on the day,

fielded seven kickoffs for a 30.0-yard average, as the seven returns tied a club single-game record which had been achieved seven times previously, by six different players, most recently by Travis Minor on October 13, 2002 at Denver . . .

AMONG DOLPHINS SINGLE-SEASON PUNT RETURN LEADERS: In 2004, Welker established Dolphins' single-season records both punt returns and punt return yards . . . He surpassed the former records of Mark Clayton, who had 41 returns for 392 yards in 1983:

DOLPHINS SINGLE-SEASON PUNT RETURN LEADERS

MOST RETURNS			MOST YARDS		
PLAYER	NO.	YEAR	PLAYER	YARDS	YEAR
1. WES WELKER	43	2004	1. WES WELKER	464	2004
WES WELKER	43	2005	2. Mark Clayton	392	1983
3. Mark Clayton	41	1983	3. WES WELKER	390	2005

COLLEGE

Was a four-year letterman at Texas Tech (2000-03) during which time he appeared in a total of 50 games . . . Finished his career with 259 receptions for 3,069 yards and 21 touchdowns, 559 yards rushing and a TD on 79 attempts and 152 punts returns for 1,761 yards, an 11.6-yard average, and eight touchdowns . . . Is the NCAA career record-holder for punt return yards (1,761), as well as the single-season holder for returns (57 in 2002) . . . Finished as the NCAA all-time leader for punt return touchdowns (8), but the mark was equaled by Oklahoma's Antonio Perkins in 2004 . . . Reception and receiving yardage totals both are school career records . . . Was a three-time All-Big 12 Conference first-team choice (2000, 2002-03) . . . As a senior, fielded 33 punts for an 11.7-yard average and a pair of scores . . . Also caught 97 passes for 1,099 yards and nine touchdowns . . . Reception total that year is second on the school's single-season list while his yardage total was third at the time (now 4th) . . . Was selected to play in the East-West Shrine Game and the Hula Bowl following his senior season . . . As a junior, brought back 57 punts for a 13.2-yard average and three touchdowns, and had 86 receptions for 1,054 yards and seven TDs . . . Was a freshman All-America choice by The Sporting News in 2000 when he returned 28 punts for a 12.6-yard average and two touchdowns . . . Was also named to the Big 12 Commissioner's Honor Roll as a freshman . . . Graduated with a degree in management.

PERSONAL

Attended Heritage Hall High School in Oklahoma City, where he played both running back and defensive back . . . Was named the Oklahoma Player of the Year as a senior by numerous media outlets . . . Was an all-state choice as a running back . . . In his career, rushed for 3,235 yards and 53 touchdowns on 495 attempts, while catching 174 passes for 2,551 yards and 27 scores . . . Also snared 22 interceptions and returned seven punts for touchdowns . . . Scored a total of 90 touchdowns in his prep career . . . Also served as a placekicker and hit a 57-yard field goal . . . Since joining the Dolphins, has become very active in charitable endeavors throughout South Florida . . . Has participated in the team's annual Fishing Tournament and Golf Tournament, both of which benefit the Miami Dolphins Foundation . . . Enjoys working with children and has done so at various events, including fishing at the Miami Dolphins Junior Angler Clinic, reading to students at local schools, speaking at D.A.R.E. graduations and visiting with kids at the Make-A-Wish Foundation following home games . . . For his efforts, was named the winner of the Dolphins' 2005 Nat Moore Community Service Award . . . Enjoys playing golf in spare time . . . Born May 1, 1981.

WES WELKER'S NFL REGULAR SEASON STATISTICS

YEAR	TEAM	GP	GS	RECEIVING					RUSHING				
				NO.	YDS.	AVG.	LG	TD	ATT.	YDS.	AVG.	LG	TD
2004	San Diego	1	0	0	0	0.0	—	0	0	0	0.0	—	0
	Miami	14	0	0	0	0.0	—	0	0	0	0.0	—	0
2005	Miami	16	1	29	434	15.0	47	0	1	5	5.0	5	0
NFL TOTALS		31	1	29	434	15.0	47	0	1	5	5.0	5	0
MIAMI TOTALS		30	1	29	434	15.0	47	0	1	5	5.0	5	0

WES WELKER'S NFL REGULAR SEASON STATISTICS

YEAR	TEAM	NO.	FC	PUNT RETURNS				KICKOFF RETURNS				
				YDS.	AVG.	LG	TD	NO.	YDS.	AVG.	LG	TD
2004	San Diego	0	0	0	0.0	—	0	4	102	25.5	33	0
	Miami	43	12	464	10.8	71	0	57	1313	23.0	95t	1
2005	Miami	43	23	390	9.1	47	0	61	1379	22.6	46	0
NFL TOTALS		86	35	854	9.9	71	0	122	2794	22.9	95t	1
MIAMI TOTALS		86	35	854	9.9	71	0	118	2692	22.8	95t	1

ADDITIONAL STATS

Field Goals: 1 of 1, long of 29 in 2004

PATs: 1 of 1 in 2004

Special Teams Tackles: 7 in 2004

Special Teams Fumble Recoveries: 2 in 2004

SINGLE-GAME HIGHS

Most Receptions:	4	vs. Denver, 9/11/05
	4	vs. Buffalo, 12/4/05
Most Receiving Yards:	97	at Tampa Bay, 10/16/05
	61	vs. New England, 11/13/05
	60	vs. Denver, 9/11/05
Long Receptions:	47	vs. New England, 11/13/05
	41	at Tampa Bay, 10/16/05
	34	vs. Kansas City, 10/21/05
Most Kickoff Returns:	7	at Baltimore, 1/2/05
	7	vs. Kansas City, 10/21/05
	6	three times (last: at Tampa Bay, 10/16/05)
Most Kickoff Return Yards:	210	at Baltimore, 1/2/05
	162	vs. Kansas City, 10/21/05
	158	vs. Buffalo, 12/5/04
Highest Kickoff Return Average (min. 4 rets):	30.0	at Baltimore, 1/2/05
	28.0	vs. New England, 11/13/05
	27.8	vs. New England, 12/20/04
Long Kickoff Returns:	95t	at Baltimore, 1/2/05
	46	vs. New England, 11/13/05
	43	at San Diego, 12/11/05
Most Punt Returns:	43	vs. N.Y. Jets, 12/18/05
	6	vs. Buffalo, 12/5/04
	5	six times (last: vs. Tennessee, 12/24/05)
Most Punt Return Yards:	87	vs. New England, 12/20/04
	72	at San Francisco, 11/28/04
	70	at Tampa Bay, 10/16/05
Highest Punt Return Average (min. 3 rets.):	17.5	at Tampa Bay, 10/16/05
	16.0	vs. Denver, 9/11/05
	14.4	at San Francisco, 11/28/04

Long Punt Returns: 71 vs. New England, 12/20/04
 47 vs. Kansas City, 10/21/05
 38 at Tampa Bay, 10/16/05

**Most Combined Kickoff
 & Punt Return Yards:** 238 at Baltimore, 1/2/05
 226 vs. New England, 12/20/04
 217 vs. Kansas City, 10/21/05

2004 GAME-BY-GAME STATISTICS (San Diego/Miami)

DATE	OPPONENT	P/S	RECEIVING				RUSHING				W/L	SCORE
			NO.	YDS.	LG	TD	ATT.	YDS.	LG	TD		
9/12	at Houston*	P	0	0	0	0	0	0	0	0	W	27-20
9/26	PITTSBURGH	P	0	0	0	0	0	0	0	0	L	3-13
10/3	NEW YORK JETS	P	0	0	0	0	0	0	0	0	L	9-17
10/10	at New England	P	0	0	0	0	0	0	0	0	L	10-24
10/17	at Buffalo	P	0	0	0	0	0	0	0	0	L	13-20
10/24	ST. LOUIS	P	0	0	0	0	0	0	0	0	W	31-14
11/1	at New York Jets	P	0	0	0	0	0	0	0	0	L	14-41
11/7	ARIZONA	P	0	0	0	0	0	0	0	0	L	23-24
11/21	at Seattle	P	0	0	0	0	0	0	0	0	L	17-24
11/28	at San Francisco	P	0	0	0	0	0	0	0	0	W	24-17
12/5	BUFFALO	P	0	0	0	0	0	0	0	0	L	32-42
12/12	at Denver	P	0	0	0	0	0	0	0	0	L	17-20
12/20	NEW ENGLAND	P	0	0	0	0	0	0	0	0	W	29-28
12/26	CLEVELAND	P	0	0	0	0	0	0	0	0	W	10-7
1/2	at Baltimore	P	0	0	0	0	0	0	0	0	L	23-30
2004 TOTALS			15-0	0	0	0	0	0	0	0	4-12	

2005 GAME-BY-GAME STATISTICS (Miami)

DATE	OPPONENT	P/S	RECEIVING				RUSHING				W/L	SCORE
			NO.	YDS.	LG	TD	ATT.	YDS.	LG	TD		
9/11	DENVER	P	4	60	26	0	0	0	0	0	W	31-10
9/18	at New York Jets	P	2	21	15	0	0	0	0	0	L	7-17
9/25	CAROLINA	P	0	0	0	0	1	5	5	0	W	27-24
10/9	at Buffalo	P	2	24	16	0	0	0	0	0	L	14-20
10/16	at Tampa Bay	P	3	97	41	0	0	0	0	0	L	13-27
10/21	KANSAS CITY	P	2	41	34	0	0	0	0	0	L	20-30
10/30	at New Orleans	P	3	17	8	0	0	0	0	0	W	21-6
11/6	ATLANTA	P	1	6	6	0	0	0	0	0	L	10-17
11/13	NEW ENGLAND	P	2	61	47	0	0	0	0	0	L	16-23
11/20	at Cleveland	P	2	12	7	0	0	0	0	0	L	0-22
11/27	at Oakland	S	1	16	16	0	0	0	0	0	W	33-21
12/4	BUFFALO	P	4	40	17	0	0	0	0	0	W	24-23
12/11	at San Diego	P	0	0	0	0	0	0	0	0	W	23-21
12/18	NEW YORK JETS	P	1	19	19	0	0	0	0	0	W	24-20
12/24	TENNESSEE	P	0	0	0	0	0	0	0	0	W	24-10
1/1	at New England	P	2	20	11	0	0	0	0	0	W	28-26
2005 TOTALS			16-1	29	434	47	0	1	5	5	0	9-7

* - Game played with San Diego Chargers

WES WELKERS' RECEIVING BREAKDOWN

	2005						CAREER					
	G	NO	YDS	AVG	LG	TD	G	NO	YDS	AVG	LG	TD
Buffalo	2	6	64	10.7	17	0	4	6	64	10.7	17	0
Miami	-	-	-	-	-	-	-	-	-	-	-	-
New England	2	4	81	20.3	47	0	4	4	81	20.3	47	0
N.Y. Jets	2	3	40	13.3	19	0	4	3	40	13.3	19	0
AFC East	6	13	185	14.2	47	0	12	13	185	14.2	47	0
Baltimore	-	-	-	-	-	-	1	0	0	-	-	0
Cincinnati	-	-	-	-	-	-	-	-	-	-	-	-
Cleveland	1	2	12	6.0	7	0	2	2	12	6.0	7	0
Pittsburgh	-	-	-	-	-	-	1	0	0	-	-	0
AFC North	1	2	12	6.0	7	0	4	2	12	6.0	7	0
Houston	-	-	-	-	-	-	1	0	0	-	-	0
Indianapolis	-	-	-	-	-	-	-	-	-	-	-	-
Jacksonville	-	-	-	-	-	-	-	-	-	-	-	-
Tennessee	1	0	0	-	-	0	1	0	0	-	-	0
AFC South	1	0	0	-	-	0	2	0	0	-	-	0
Denver	1	4	60	15.0	26	0	2	4	60	15.0	26	0
Kansas City	1	2	41	20.5	34	0	1	2	41	20.5	34	0
Oakland	1	1	16	16.0	16	0	1	1	16	16.0	16	0
San Diego	1	0	0	-	-	0	1	0	0	-	-	0
AFC West	4	7	117	16.7	34	0	5	7	117	16.7	34	0
AFC Total	12	22	314	14.3	47	0	23	22	314	14.3	47	0
Dallas	-	-	-	-	-	-	-	-	-	-	-	-
N.Y. Giants	-	-	-	-	-	-	-	-	-	-	-	-
Philadelphia	-	-	-	-	-	-	-	-	-	-	-	-
Washington	-	-	-	-	-	-	-	-	-	-	-	-
NFC East	-	-	-	-	-	-	-	-	-	-	-	-
Chicago	-	-	-	-	-	-	-	-	-	-	-	-
Detroit	-	-	-	-	-	-	-	-	-	-	-	-
Green Bay	-	-	-	-	-	-	-	-	-	-	-	-
Minnesota	-	-	-	-	-	-	-	-	-	-	-	-
NFC North	-	-	-	-	-	-	-	-	-	-	-	-
Atlanta	1	1	6	6.0	6	0	1	1	6	6.0	6	0
Carolina	1	0	0	-	-	0	1	0	0	-	-	0
New Orleans	1	3	17	5.7	8	0	1	3	17	5.7	8	0
Tampa Bay	1	3	97	32.3	41	0	1	3	97	32.3	41	0
NFC South	4	7	120	17.1	41	0	4	7	120	17.1	41	0
Arizona	-	-	-	-	-	-	1	0	0	-	-	0
St. Louis	-	-	-	-	-	-	1	0	0	-	-	0
San Francisco	-	-	-	-	-	-	1	0	0	-	-	0
Seattle	-	-	-	-	-	-	1	0	0	-	-	0
NFC West	-	-	-	-	-	-	4	0	0	-	-	0
NFC Total	4	7	120	17.1	41	0	8	7	120	17.1	41	0
Home	8	14	227	16.2	47	0	15	14	227	16.2	47	0
Road	8	15	207	13.8	41	0	16	15	207	13.8	41	0
1st Down	16	7	116	16.6	47	0	31	7	116	16.6	47	0
2nd Down	16	8	90	11.3	19	0	31	8	90	11.3	19	0
3rd Down	16	12	200	16.7	41	0	31	12	200	16.7	41	0
4th Down	16	2	28	14.0	21	0	31	2	28	14.0	21	0
1st Half	16	9	114	12.7	34	0	31	9	114	12.7	34	0
2nd Half	16	20	320	16.0	47	0	31	20	320	16.0	47	0
Overtime	-	-	-	-	-	-	-	-	-	-	-	-
Grass	14	25	389	15.6	47	0	26	25	389	15.6	47	0
Turf	2	4	45	11.3	16	0	5	4	45	11.3	16	0
Aug./Sept.	3	6	81	13.5	26	0	5	6	81	13.5	26	0
October	4	10	179	17.9	41	0	8	10	179	17.9	41	0
November	4	6	95	15.8	47	0	8	6	95	15.8	47	0
Dec./Jan.	5	7	79	11.3	19	0	10	7	79	11.3	19	0
Games 1-8	8	17	266	15.6	41	0	15	17	266	15.6	41	0
Games 9-16	8	12	168	14.0	47	0	16	12	168	14.0	47	0
Wins	9	15	172	11.5	26	0	14	15	172	11.5	26	0
Losses	7	14	262	18.7	47	0	17	14	262	18.7	47	0
Ties	-	-	-	-	-	-	-	-	-	-	-	-

Manuel Wright

75 Defensive Tackle

Height/Weight6-6 , 329
 Born4/13/84
 College.....Southern California '06
 AcquiredD5 (Supp.), 2005
 Signed Through2008
 NFLSecond Season
 DolphinsSecond Season



PRO CAREER

CAREER TRANSACTIONS: Was selected by Miami in the fifth-round of the 2005 NFL Supplemental Draft.

2005 – Played in three games, all in a reserve role, in his rookie season . . . Was inactive for 13 contests . . . Posted four tackles, a sack and pass defended . . . Made his NFL debut in game vs. Buffalo (12/4), the first of three straight games in which he played with the absence of Keith Traylor from the lineup (knee) . . . In the Bills contest, posted a pair of tackles while he also recorded the first sack of his career when he tackled J.P. Losman for a 10-yard loss . . . Also had two stops vs. N.Y. Jets (12/18).

FINS FACT

Manny earned the nickname "Manny Fresh" because of the fact he has been getting two haircuts a week since he was in high school. Growing up in Compton, Calif. and then attending USC, Manny used the same barber for quite some time before being forced to make a change when he was drafted by the Dolphins in the 2005 supplemental draft. He wasn't able to find a regular barber in South Florida until after training camp of his rookie season. "They're hard to find," Manny says of his search for a barber. "Consistency is the most important thing."

COLLEGE

Was a two-year letterman at USC (2003-04) . . . Played in 20 career games, including two starts . . . Totaled 31 tackles, eight stops for loss, three sacks and two fumble recoveries . . . In his final year with the Trojans, opened two of the 11 contests in which he appeared and registered 23 tackles, six stops for loss, two sacks and two fumble recoveries . . . Returned a fumble 20 yards for a touchdown against Colorado State that year . . . Attended Long Beach (Calif.) City College in 2002 prior to enrolling at USC.

PERSONAL


Single . . . Grew up in Compton, Calif., but attended Poly High School in Long Beach, Calif. . . . Was a three-year starter during which time the school posted a record of 39-1-1 and captured three CIF Division I titles . . . As a senior, collected 142 tackles, 16 sacks, four fumble recoveries, three forced fumbles, an interception and 20 pass breakups . . . Is a cousin of former Arizona State tailback Mike Williams . . . Born on April 13, 1984.

MANUEL WRIGHT'S NFL REGULAR SEASON STATISTICS

YEAR TEAM	GP GS	TACKLES					INTERCEPTIONS					FUMBLES		
		TOT	SOLO	ASST	SK	YDS	NO	YDS	LG	TD	PD	FF	FR	YDS
2005 Miami	3 0	4	2	2	1	10	0	0	-	0	1	0	0	0

Jeff Zgonina 90 Defensive Tackle

Height/Weight6-2, 290
 Born5/24/70
 CollegePurdue '93
 AcquiredUFA (St.L.), 2003
 Signed Through2006
 NFL14th Season
 DolphinsFourth Season



PRO CAREER

CAREER TRANSACTIONS: Originally was a seventh-round draft choice (185th overall) of Pittsburgh in 1993 . . . Was waived by the Steelers on August 27, 1995 and then claimed by Carolina a day later . . . Was released by the Panthers on August 19, 1996 and then signed by Atlanta on October 8, 1996 . . . Signed with St. Louis as an unrestricted free agent on March 17, 1997 . . . Was released by the Rams on August 30, 1998 before signing with Oakland on October 13, 1998 . . . Was released by the Raiders on October 18, 1998 and then signed by Indianapolis on November 25, 1998 . . . Signed with St. Louis as an unrestricted free agent on March 26, 1999 . . . Signed a four-year contract with the Dolphins as an unrestricted free agent on March 31, 2003.

FINS FACT

An avid outdoorsman, one of Jeff's biggest hobbies is bulls. In fact, he co-owns "Mo Betta Bull Company," which is based in Apache, Okla., and is in the business of raising bulls.

2005 — Appeared in all 16 games, including three starts . . . It marked the fourth straight year in which he played in all 16 games . . . In fact, enters 2006 having appeared in each of the last 74 league games . . . Registered 45 tackles, a pair of sacks, two passes defended and a fumble recovery . . . Knocked down a pair of passes at the line of scrimmage vs. Carolina (9/25) . . . Recovered a Kelly Holcomb fumble at Buffalo (10/9) when he also posted five tackles . . . Recorded four tackles, including his first sack of the season, at New Orleans (10/30), one of six on the day for the Dolphins . . . Played in the 150th regular season game of his career vs. New England (11/13) . . . Produced a season-high six tackles vs. Buffalo (12/4) when he made his first start of the season, as he opened for an injured Keith Traylor . . . The Bills game marked the first of three straight starts . . . Collected four tackles and a sack vs. N.Y. Jets (12/18), also one of six on the day for Miami.

2004 — Started 14 of the 16 games in which he played . . . Finished fourth on the team and first among linemen with a career-high 101 tackles, surpassing his previous best of 81, which he achieved in 2002 as a member of the St. Louis Rams . . . Also recorded five sacks and four passes defended . . . Sack total was third on the team and marked a new personal single-season best, eclipsing his previous high of 4.5 in 1999 as a member of the Rams . . . Tallied at least four tackles in all 16 games, including a season-high 10 stops in finale at Baltimore (1/2/05) . . . The ten stops in the Ravens game established a new personal best, surpassing

his previous high of nine which he achieved on two occasions, most recently on September 15, 2002 against the Giants as a member of the Rams . . . Had seven tackles, a sack and a pass defended in 24-17 win at San Francisco (11/28) as the Dolphins held the 49ers to 224 yards of total offense . . . Also recorded sacks vs. Pittsburgh (9/26), vs. N.Y. Jets (10/3), vs. St. Louis (10/24) and vs. Buffalo (12/5).

2003 – Played in all 16 games, including three starts . . . Recorded 62 total tackles (30 solo), three sacks for 16 yards in losses, an interception and 15 quarterback hurries, which ranked fourth on the team . . . Tackle total ranked eighth on the squad and was the most of any non-full-time starter . . . Although he did not start, saw significant playing time as part of a rotating line scheme as the Dolphins' defense allowed an average of only 90.8 yards rushing per game, fourth-fewest in the AFC and fifth in the NFL, as they were the only team in the league not to permit an individual 100-yard rusher . . . Average per rush attempt of 3.3 was second in the NFL in '03 and was the best figure in Dolphins history . . . Posted seven tackles in Dolphins debut, vs. Houston (9/7) . . . Started in place of the injured Tim Bowens (hand) at Jacksonville (10/5) and had five tackles, as well as an interception of a Byron Leftwich pass, the first interception of his NFL career . . . It led to an Olindo Mare field goal eight plays afterward as the Dolphins went on for a 24-10 win . . . On the day, the Dolphins held the Jaguars to a 2.9-yard average per rush attempt with 88 yards on 30 carries, including 35 yards on 16 attempts (2.2 avg.) by Fred Taylor . . . Established a career high with two sacks against San Diego in Monday night game in Tempe, Ariz. (10/27), as the Dolphins held LaDainian Tomlinson to a 2.6-yard average per rush attempt with 62 yards on 24 carries . . . Opened vs. Indianapolis (11/2) in place of the injured Larry Chester (hamstring/quad) and responded with six tackles . . . Came up with seven stops at Tennessee (11/9) . . . Amassed a season-high eight tackles at New England (12/7) when he started in place of the injured Bowens (calf) . . . Concluded the season with seven tackles in finale vs. N.Y. Jets (12/28), when he also tallied a sack.

2002 – Started all 16 games at right defensive tackle for the Rams . . . Recorded a then-career-high 81 tackles . . . Added four sacks for 29 yards in losses, 15 quarterback pressures, three forced fumbles, a fumble recovery and four passes defended . . . Sack total tied for third on the team and marked the second-highest total of his career . . . Of his four sacks, forced the ball loose on three of them . . . Had five other stops for loss, the third-highest figure on the club . . . Registered a sack of Broncos QB Brian Griese in opener at Denver (9/8) . . . Tallied nine tackles the following week vs. N.Y. Giants (9/15) . . . Notched seven tackles vs. Dallas (9/29), when he forced and recovered a Joey Galloway fumble . . . Posted four tackles, including an 11-yard sack of QB Rich Gannon, vs. Oakland (10/13) . . . Played in the 100th regular season game of his career the week afterwards vs. Seattle (10/20) . . . Tallied seven stops at Philadelphia (12/1), when he forced the ball loose from A.J. Feeley on a 12-yard sack, which was recovered by Grant Wistrom . . . Came up with six tackles at Seattle (12/22) as he also stripped the ball from Matt Haselbeck on a sack, which was recovered by Travis Fisher.

2001 – Started 13 games . . . Was on the inactive list for three contests with a thumb injury . . . Opened all three playoff contests . . . Notched 66 tackles, four fumble recoveries and two passes defended . . . Came up with 14 tackles in the postseason . . . Collected six tackles and made a fumble recovery on the first play of season in opener at Philadelphia (9/9) . . . Had five tackles vs. Miami (9/30) before sustaining an injured thumb . . . Was inactive for each of the next three contests . . . Returned to set a career high (since surpassed) with nine tackles vs. New Orleans (10/28), three of which were for losses . . . Recorded eight tackles in NFC Championship game vs. Philadelphia (1/27/02) . . . Made four tackles in Super Bowl XXXVI against New England (2/3/02).

2000 – Saw action in 16 games with 11 starts . . . Produced 42 tackles, two sacks, 25 quarterback pressures and one fumble recovery . . . Made first NFL start and led the defensive line with six tackles at Seattle (9/10) . . . Tallied four tackles and his first sack of the season, at Atlanta (9/24) . . . Led the defensive line with five tackles vs. Washington (11/20) . . . Collected a season-high seven tackles, including a sack and team-high two quarterback pressures, at Carolina (12/3) . . . Made four tackles, including two for loss, in NFC First-Round Playoff game at New Orleans (12/30).

1999 – Signed with the Rams as an unrestricted free agent from Indianapolis on March 26, 1999 . . . Played in all 16 games in a reserve role with St. Louis . . . Posted 41 tackles, 4.5 sacks for 20.5 yards in losses and a pass defended . . . Recorded a season-high six total tackles at Cincinnati (10/3) . . . Collected four tackles, including his first sack of the season, at Atlanta (10/17) . . . Had four tackles and a sack at San Francisco (11/21) . . . Equalled a career high by posting two sacks at New Orleans (12/12) . . . Appeared in all three of the Rams' playoff games

following the season in a reserve role . . . Recorded two tackles and a sack in NFC Championship game vs. Tampa Bay (1/23/00) . . . Posted four tackles in Super Bowl XXXIV against Tennessee the following week (1/30/00).

1998 – Was released by the Rams on August 30, 1998 . . . Signed by Oakland on October 13 and released by the Raiders on October 18 . . . Did not spend any games on the Raiders' 53-man roster . . . Was signed by Indianapolis on November 25 . . . Played in two games with the Colts in a reserve role . . . Was inactive for three contests . . . Did not post any stats.

1997 – Played in 15 games with the Rams, all in a reserve role . . . Registered 22 tackles, two sacks and two passes defended . . . Added four special teams tackles . . . Earned the Rams' 12th Man Award and special teams Ram Hits award by the coaching staff . . . Both sacks came at Washington (11/30) . . . Was placed on injured reserve on December 15 with an injury to his index finger, and missed the season finale.

1996 – Was released by Carolina on August 19 . . . Signed by Atlanta on October 8 . . . Went on to play in eight games with the Falcons . . . Was inactive for three contests . . . Tallied 19 tackles, a sack and a fumble recovery . . . First NFL sack came when he tackled 49ers QB Steve Young vs. San Francisco (12/2) . . . Recovered a fumble vs. St. Louis (12/15).

1995 – Was waived by Pittsburgh on August 27 and claimed by Carolina a day later . . . Appeared in two games with the Panthers in a reserve role . . . Was inactive for 13 matchups, dressed but did not play in another . . . Registered a pair of tackles.

1994 – Played in 16 games, all in a reserve role, with the Steelers . . . Recorded ten tackles on defense and three on special teams.

1993 – Played in five games, all in a reserve role, in his rookie season with the Steelers . . . Was inactive for eight contests, dressed but did not play in another . . . Came up with 16 tackles and a fumble recovery . . . Saw action in five of the final seven games.

COLLEGE

Was a four-year starter at Purdue (1989-92) . . . Set school record for tackles for loss in career with 75 . . . Was the Big Ten Defensive Player of the Year as a senior in 1992 when he recorded 101 tackles, including 28 for loss, five forced fumbles and a conference-leading 13 sacks . . . Also served as team captain and was a finalist for the Lombardi Award . . . Was a first-team All-Big Ten choice as a junior when he posted 76 tackles from his nose tackle spot . . . Collected a career-high 123 tackles as a sophomore . . . Handled the long-snapping duties each of his first three years . . . Graduated with a degree in community health promotion.

PERSONAL

Married to Cammie with a daughter, Bailey Olivia, and a son, Carter Austin . . . Attended Carmel High School in Mundelein, Ill . . . Earned All-Chicago, All-Catholic League, all-county and all-state honors in football . . . Also lettered in basketball, hockey, and track . . . Has donated time and money to help buy toys for kids throughout South Florida during the holidays . . . Was part of Rams defensive line that raised more than \$100,000 for St. Patrick Center through Sack Homelessness program . . . Is an avid outdoorsman who enjoys hunting, fishing and raising bulls . . . Has participated in the Dolphins charity fishing and golf tournaments, which benefit the Miami Dolphins Foundation . . . Helps run family-owned label company, Uni-Label & Tag Company, which is based in Chicago . . . Full name is Jeffrey Marc Zgonina (pronounced ska-KNEE-na), born May 24, 1970 in Chicago, Ill.

JEFF ZGONINA'S NFL REGULAR SEASON STATISTICS

YEAR TEAM	GP	GS	TACKLES					INTERCEPTIONS					FUMBLES		
			TOT	SOLO	ASST	SK	YDS	NO	YDS	LG	TD	PD	FF	FR	YDS
1993 Pittsburgh	5	0	16	11	5	0	0	0	0	-	0	0	0	1	0
1994 Pittsburgh	16	0	10	6	4	0	0	0	0	-	0	0	0	0	0
1995 Carolina	2	0	2	2	0	0	0	0	0	-	0	0	0	0	0
1996 Atlanta	8	0	19	14	5	1	4	0	0	-	0	0	0	1	0
1997 St. Louis	15	0	22	19	3	2	9	0	0	-	0	2	0	0	0
1998 Indianapolis	2	0	0	0	0	0	0	0	0	-	0	0	0	0	0
1999 St. Louis	16	0	41	27	14	4.5	20.5	0	0	-	0	1	0	0	0
2000 St. Louis	16	11	42	31	11	2	5	0	0	-	0	0	0	1	0
2001 St. Louis	13	13	66	34	32	0	0	0	0	-	0	2	0	2	0
2002 St. Louis	16	16	81	28	53	4	29	0	0	-	0	4	3	1	0
2003 Miami	16	3	62	30	32	3	16	1	0	0	0	1	0	0	0
2004 Miami	16	14	101	49	52	5	27	0	0	-	0	4	0	0	0
2005 Miami	16	3	45	24	21	2	11	0	0	-	0	2	0	1	0
NFL TOTALS	157	60	507	275	232	23.5	121.5	1	0	0	0	16	3	7	0
MIAMI TOTALS	48	20	208	103	105	10	54	1	0	0	0	7	0	1	0

JEFF ZGONINA'S NFL PLAYOFF STATISTICS

YEAR TEAM	GP	GS	TACKLES					INTERCEPTIONS					FUMBLES		
			TOT	SOLO	ASST	SK	YDS	NO	YDS	LG	TD	PD	FF	FR	YDS
1993 Pittsburgh	0	0	0	0	0	0	0	0	0	-	0	0	0	0	0
1994 Pittsburgh	2	0	0	0	0	0	0	0	0	-	0	0	0	0	0
1999 St. Louis	3	0	8	5	3	1	5	0	0	-	0	0	0	0	0
2000 St. Louis	1	0	4	2	2	0	0	0	0	-	0	0	0	0	0
2001 St. Louis	3	3	14	5	9	0	0	0	0	-	0	0	0	0	0
PLAYOFF TOTALS	9	3	26	12	14	1	5	0	0	-	0	0	0	0	0

ADDITIONAL STATS

Special Teams Tackles: (Pittsburgh) 3 in 1994, (Atlanta) 2 in 1996, (St. Louis) 4 in 1997 for total of 9

Kickoff Returns: (Pittsburgh) 2 for 8 yards in 1994, (St. Louis) 1 for 5 yards in 1997 for total of 3 for 13 yards

SINGLE-GAME HIGHS

Most Sacks:

2 at Washington, 11/30/97

2 at New Orleans, 12/12/99

SHULA IS COACH TO HALL OF FAMERS


Hall of Fame and former Dolphins Head Coach Don Shula has had 15 of his former players enshrined into the Pro Football Hall of Fame in Canton, Ohio. The most recent inductee was Dan Marino, who played quarterback under Shula with the Dolphins from 1983-95, and entered the Hall in 2005. Of this group, seven played for Shula while he was Head Coach with the Baltimore Colts (1963-69), while eight were on his teams with the Dolphins (1970-95). This total of 15 is the second-most players that an NFL head coach has had inducted into the Hall of Fame, trailing only George Halas, who had 25 players enshrined.

2006 DRAFT CHOICES

RD.	NO.	NAME	POS.	HT.	WT.	BIRTH-DATE	COLLEGE
1	16	Jason Allen	CB	6-1	213	7/5/83	Tennessee
3	82	Derek Hagan	WR	6-2	203	9/21/84	Arizona State
4	114	Joe Toledo	T	6-5	330	10/20/82	Washington
7a	212	Frederick Evans	DT	6-4	305	11/6/83	Texas State
7b	226	Rodrique Wright	DT	6-5	316	7/31/84	Texas
7c	233	Devin Aromashodu	WR	6-2	200	5/23/84	Auburn

Jason Allen 32 Cornerback

Height/Weight6-1, 213
 Born7/5/83
 CollegeTennessee '06
 DraftD1, 16



COLLEGE

Four-year letterman and three-year starter at Tennessee, playing in 43 games, including 26 starts . . . Made 12 starts at free safety and 14 at right cornerback . . . Registered 220 tackles (162 solos) with three sacks, seven tackles for loss, caused five fumbles, recovered another and blocked a kick . . . In addition, he deflected 18 passes and returned four interceptions for 24 yards . . . Started season's first five games at right cornerback in 2005 . . . Recorded 35 tackles (28 solo) with a 10-yard sack, three stops for losses, a forced fumble and deflected two passes . . . Suffered season-ending hip dislocation in season's fifth game, against Georgia . . . Started all 13 games in 2004 . . . Started the season opener against Nevada-Las Vegas at right cornerback and then shifted to free safety for the final 12 contests . . . Set the school's single-season tackle record for defensive backs, as he led the team with 123 total stops (88 solo) . . . Added two sacks, three stops for losses, three forced fumbles and recovered another . . . Also deflected five passes and intercepted two others for four yards in returns . . . Earned third-team All-America honors from the Associated Press and was a consensus second-team All-Southeastern Conference choice . . . Named as a semi-finalist for the Jim Thorpe Award for the nation's outstanding defensive back . . . Played in all 13 games and started the team's final eight games at right cornerback in 2003 . . . Finished with 57 tackles (43 solo), caused a fumble and blocked a kick . . . Added 11 pass deflections and two interceptions for 20 yards in returns . . . Appeared in 12 games as a true freshman in 2002 . . . Finished with five tackles . . . Holds B.S. in sports management.

PERSONAL

Single . . . Attended Muscle Shoals (Ala.) High School . . . Lettered in football, track and basketball . . . Named as an All-American selection by Super Prep and Prep Star as a senior

... Was twice named to the Class 5A all-state team as a running back and chosen as the Alabama Gatorade Player of the Year ... Was rated the best player in Alabama by Birmingham News and Mobile Register and selected the Class 5A Back of the Year by the Alabama Sports Writers Association ... Ran for 1,740 yards and 21 touchdowns, adding 378 yards and three scores receiving as a senior ... Lists "Paid in Full" as favorite movie, "Where the Red Fern Grows" as favorite book and 2Pac as favorite recording artist ... Enjoys watching ESPN and scouting players ... Full name is Jason Jamar Allen, born July 5, 1983.

JASON ALLEN'S COLLEGE STATISTICS

YEAR	SCHOOL	GP	GS	TACKLES					INTERCEPTIONS					FUMBLES		
				TOT	SOLO	ASST	SK	YDS	NO	YDS	LG	TD	PD	FF	FR	TD
2002	Tennessee	12	0	5	3	2	0	0	0	0	—	0	0	0	0	0
2003	Tennessee	13	8	57	43	14	0	0	2	20	23	0	11	1	0	0
2004	Tennessee	13	13	123	88	35	2	15	2	4	4	0	5	3	1	0
2005	Tennessee	5	5	35	28	7	1	10	0	0	—	0	5	1	0	0
TOTALS		43	26	220	162	58	3	25	4	24	23	0	21	5	1	0


ADDITIONAL STATS

Tackles For Loss: 1 in 2003, 3 in 2004, 3 in 2005 for total of 7
Blocked Kicks: 1 in 2003

Devin Aromashodu

19 Wide Receiver

Height/Weight6-2, 200
 Born5/23/84
 CollegeAuburn '06
 DraftD7c, 233



COLLEGE

Four-year letterman and three-year starter at Auburn, playing in 51 games with 31 starts from 2002-05 ... Finished career with 71 receptions for 1,333 yards with nine touchdowns ... Yardage total is tenth-highest in school history ... Averaged 18.8 yards per catch during his career, the fifth-best total in Auburn history ... Also returned 38 kickoffs for 860 yards, the seventh-best career total in school annals ... Caught at least one pass in his last 19 games ... Played in all 12 games with nine starts as a senior in 2005 ... Finished second on team with career-high 26 receptions for 494 yards (19.0 avg.) and four touchdowns ... Also returned 20 kickoffs for 485 yards (24.2 avg.) and assisted on one tackle ... Participated in the Senior Bowl ... Started all 13 games as a junior in 2004 ... Ranked fourth on team with 24 receptions for 513 yards (21.4 avg.) and four touchdowns ... Had three kickoff returns for 85 yards (28.3 avg.) ... Played in 13 games with one start as a sophomore in 2003 ... Saw action mostly on special teams ... Caught three passes for 22 yards ... Returned 15 kickoffs for 290 yards (19.3 avg.) ... Played in 13 games with eight starts as a freshman ... Finished third on the team with 18 catches for 304 yards (16.9 avg.) and a touchdown ... Also gained six yards on a reverse ... Majored in business administration.

PERSONAL

Single, resides in Fort Lauderdale, Fla . . . Attended Miami (Fla.) Springs High School . . . Caught 17 passes for 417 yards and four touchdowns and rushed for 372 yards and four touchdowns as a senior . . . Also played defense and totaled 45 tackles and one interception as a free safety . . . Snatched 29 passes for 620 yards and seven scores and returned two kickoffs for touchdowns as a junior while also totaling six interceptions . . . Added letters in basketball and track . . . Was a high school teammate of Buffalo running back Willis McGahee . . . Father, Inkey, moved to the United States in his 20s from Lagos, Nigeria . . . Hobbies include playing video games and watching television . . . Growing up, his favorite sports team was the Miami Dolphins and his favorite athlete was Cincinnati Bengals wide receiver Chad Johnson . . . Lists "The Matrix" as favorite movie, "The Jamie Foxx Show" as favorite television show, "Lord of the Flies" as favorite book and Lil' Wayne as favorite recording artist . . . Full name is Gbolahan Devin Aromashodu, born May 23, 1984.

DEVIN AROMASHODU'S COLLEGE STATISTICS

YEAR	SCHOOL	GP	GS	RECEIVING					RUSHING				
				NO.	YDS.	AVG.	LG	TD	ATT.	YDS.	AVG.	LG	TD
2002	Auburn	13	8	18	304	16.9	65	1	1	6	6.0	6	0
2003	Auburn	13	1	3	22	7.3	11	0	0	0	0.0	0	0
2004	Auburn	13	13	24	513	21.4	67	4	0	0	0.0	0	0
2005	Auburn	12	9	26	494	19.0	62	4	0	0	0.0	0	0
TOTALS		51	31	71	1333	18.8	67	9	1	6	6.0	6	0

ADDITIONAL STATS

Kickoff Returns: 15 for 290 yards, 19.3 avg., long of 45 in 2003; 3 for 85 yards, 28.3 avg., long of 48 in 2004; 20 for 485 yards, 24.2 avg., long of 52 in 2005 for total of 38 for 860 yards, 22.6 avg., long of 52

SINGLE-GAME HIGHS

Most Receptions: 6 at Arkansas, 10/15/05
Most Receiving Yards: 135 at Georgia, 11/12/05
 102 vs. Arkansas, 10/16/04
Most TDs: 1 Nine times

Frederick Evans

62 Defensive Tackle

Height/Weight6-4, 305
Born11/6/83
CollegeTexas State '06
DraftD7a, 212



COLLEGE

Two-year starter at Texas State . . . Recorded career totals of 95 tackles, 11.5 sacks and 35.5 tackles for loss . . . Started 14 games as a senior in 2005 . . . Registered 55 tackles (24 solo) and

led the Southland Conference with five quarterback sacks and 18 tackles for 72 yards in loss ... Selected the league's Defensive Player of the Year and named first-team All-Southland Conference for the second straight year ... Posted six tackles and 2.5 hits for loss at Texas A&M ... Had 1.5 sacks against Northern Iowa in the NCAA Division I-AA semifinals ... Played in Hula Bowl following the season ... Started ten games in 2004 ... Registered 33 tackles (26 solo), including 17.5 for loss and led the team with 6.5 sacks ... Also had a pass breakup and was credited with five quarterback hurries ... Named the Southland Conference's newcomer of the year ... Credited with at least a share of a quarterback sack in each of Texas State's first three games ... Registered 4.5 tackles, two stops for loss, a sack and a quarterback hurry at Baylor ... Accounted for four tackles and two sacks against Florida Atlantic ... Played two seasons (2002-03) at College of Dupage in Glen Ellyn, Illinois ... Earned second-team All-North Central Community College Conference honors as a sophomore on the offensive line after being moved from defensive line where he played his freshman year ... Majored in exercise and sports science with a minor in business administration.

PERSONAL

Single ... Played as a two-way starting lineman at Morgan Park (Ill.) High School ... Was a high school teammate of New England Patriots linebacker Corey Mays ... Growing up, the Chicago Bulls were his favorite sports team and Michael Jordan was his favorite athlete ... Lists "Goodfellas" as favorite movie, "The Jamie Foxx Show" as favorite television show and Jay-Z as favorite recording artist ... Is a cousin of Texas Rangers outfielder Gary Matthews, Jr ... Full name is Frederick H. Evans, born November 6, 1983, in Chicago, Ill.

FREDERICK EVANS' COLLEGE STATISTICS

YEAR	SCHOOL	GP	GS	TACKLES					INTERCEPTIONS					FUMBLES		
				TOT	SOLO	ASST	SK	YDS	NO	YDS	LG	TD	PD	FF	FR	TD
2004	Texas St.	10	10	40	26	14	6.5	35	0	0	-	0	1	1	0	0
2005	Texas St.	14	14	55	24	31	5	35	0	0	-	0	0	1	0	0
TOTALS		24	24	95	50	45	11.5	70	0	0	-	0	1	2	0	0


ADDITIONAL STATS

Tackles For Loss: 17.5 in 2004, 18.0 in 2005 for total of 35.5

Derek Hagan

82 Wide Receiver

Height/Weight6-2, 203
 Born9/21/84
 CollegeArizona State '06
 DraftD3, 82



COLLEGE

Four-year letterman (2002-05) and three year starter at Arizona State, playing in 50 games with 36 starts ... Finished career as the Pac-10's all-time leader in receptions with 258, and finished

second in conference history with 3,939 career receiving yards, trailing only Stanford's Troy Walters (4,047 from 1996-99) . . . Ranked seventh on the Pac-10 career receiving touchdowns list with 27 . . . Concluded his career as ASU's all-time leader in receptions, receiving yards, receiving touchdowns, 100-yard games (18) and career receiving yards per game (78.8) . . . Caught a pass in 41 consecutive games to end his career, and had at least one reception in 48 of 50 career games . . . Surpassed 1,000 yards receiving in each of his final three years as a Sun Devil, and owns three of the top seven single-season receiving yardage totals as well as three of the top four single-season reception totals in ASU history . . . Started all 12 games in 2005 . . . Finished third in the conference and eighth in the nation with 1,210 receiving yards and was third in the Pac-10 and tied for 18th nationally with 77 catches . . . Added eight touchdown receptions . . . Earned first-team All-Pac-10 honors . . . Was a semi-finalist for the Biletnikoff Award, which is awarded annually to the nation's top collegiate wide receiver . . . Recognized as a Hard Hat Player for his work in ASU's winter strength and conditioning program . . . Had a career-high 193 receiving yards and tied his career-best with 11 catches at Oregon State to go along with two touchdowns . . . A week later against No. 1-ranked USC, led squad with 10 receptions for 162 yards, the fourth highest single-game yardage total of his career . . . Participated in the Senior Bowl following the season . . . Played in all 12 games, starting 11, in 2004 . . . His 83 receptions and 1,248 yards both ranked second on the ASU single-season charts . . . Caught 10 touchdown passes, which tied for sixth on the ASU single-season charts . . . Turned in 100 or more receiving yards in eight games to set the school single-season mark . . . Was a semi-finalist for the Biletnikoff Award . . . Earned second-team All-Pac-10 honors and was also a second-team All-America . . . Had eight catches for 154 yards and two TDs at Northwestern . . . Tallied 160 yards and three scores on just five receptions against UCLA . . . Caught nine passes for 182 yards (both season highs) with one touchdown against Purdue in the Sun Bowl and was named to the ESPN.com All-Bowl Team . . . Played in all 12 games with 10 starts in 2003 . . . Led the team with 66 receptions and 1,076 receiving yards and scored nine touchdowns . . . Earned honorable-mention All-Pac-10 honors . . . Turned in six 100-yard receiving games . . . Recorded 11 receptions for 185 yards at North Carolina . . . Scored three touchdowns at Stanford and caught a career-long 80-yard pass at Arizona . . . Played in all 14 games, starting three in 2002 . . . Broke the ASU freshman record for receptions with 32 and finished second (now third) with 405 yards . . . Earned a place on the Sporting News Pac-10 All-Freshman team . . . Posted five catches for 95 yards, including a 51-yard reception, at Oregon . . . Holds B.S. in justice studies.

PERSONAL

Single, resides in Palmdale, Calif . . . Graduated from Palmdale High School where he was a team captain in three sports his senior year (football, basketball and track) and also lettered in baseball . . . Earned all-conference honors and was the team MVP following his junior and senior seasons . . . Caught 65 passes for a school-record 843 yards and five touchdowns as a senior . . . Added nine interceptions on defense . . . Caught 19 passes for 303 yards on offense and had 23 tackles and four interceptions on defense as a junior . . . Also triple jumped 46 feet and averaged 12 points and five rebounds in basketball . . . Was a high school teammate of Green Bay Packers safety Tyrone Culver . . . Growing up, the Oakland Raiders were his favorite sports team and Jerry Rice was his favorite athlete . . . Hobbies include fishing and playing video games . . . Lists "Blue Streak" as favorite movie, "The Jamie Foxx Show" as favorite television show and Snoop Dogg as favorite recording artist . . . Full name is Derek Steven Hagan, Jr., born September 21, 1984, in Northridge, Calif.

DEREK HAGAN'S COLLEGE STATISTICS

YEAR	SCHOOL	GP	GS	RECEIVING					RUSHING				
				NO.	YDS.	AVG.	LG	TD	ATT.	YDS.	AVG.	LG	TD
2002	Arizona St.	14	3	32	405	12.7	51	0	0	0	0.0	-	0
2003	Arizona St.	12	10	66	1076	16.3	80	9	0	0	0.0	-	0
2004	Arizona St.	12	11	83	1248	15.0	79	10	0	0	0.0	-	0
2005	Arizona St.	12	12	77	1210	15.7	59	8	0	0	0.0	-	0
TOTALS		50	36	258	3939	15.3	80	27	0	0	0.0	-	0

ADDITIONAL STATS

Tackles: 2 in 2002, 3 in 2003, 2 in 2004, 1 in 2005 for total of 8

Fumbles Recovered: 1 in 2003

SINGLE-GAME HIGHS

Most Receptions:	11	at North Carolina, 10/18/03
	11	at Oregon State, 9/24/05
	10	vs. Southern California, 10/1/05
Most Receiving Yards:	193	at Oregon State, 9/24/05
	185	at North Carolina, 10/18/03
	*182	vs. Purdue, 12/31/04
Longest Receptions:	80	vs. Arizona, 11/28/03
	79	vs. UCLA, 10/23/04
	67	at Stanford, 11/8/03
Most TDs:	3	at Stanford, 11/8/03
	3	vs. UCLA, 10/23/04
	2	Four times

*- Sun Bowl

Joe Toledo

67 Tackle

Height/Weight6-5, 330
 Born10/20/82
 College.....Washington '06
 DraftD4, 114



COLLEGE

Four-year letterman at Washington (2002-05), playing in 32 games with 23 starts . . . Played tight end before shifting to offensive tackle prior to senior year . . . Collected 291 yards with a pair of touchdowns on 27 receptions (10.8 avg) in 26 games as a tight end . . . Started six games as a senior, three each at right and left tackle . . . Suffered high ankle sprain in season opener against Air Force that sidelined him for next five games . . . Graded 83.6 percent for blocking consistency . . . Produced 37 key blocks/knockdowns with six resulting in touchdowns . . . Allowed only one quarterback sack, as the offense averaged 358.0 yards per game . . . Participated in the East-West Shrine Game following the season . . . Played in team's final ten games, starting nine contests at tight end, in 2004 . . . Missed the season opener against Fresno State with a groin pull . . . Finished third on team with career-high 19 receptions for 202 yards (10.6 avg) and a pair of touchdowns . . . Also recorded two solo tackles . . . Played and started three games in 2003 . . . Was bothered most of year by a bulging disc in his back . . . Totaled 70 yards on five receptions (14.0 avg) . . . Had three catches for 26 yards vs. Ohio State . . . Played in 13 games, starting five contests when the team utilized a two-tight end formation, in 2002 . . . Came up with three receptions for 19 yards (6.3 avg) . . . Gained 16 yards on two grabs vs. Southern California . . . Redshirted as a freshman in 2001 . . . Holds B.A. in law.

PERSONAL

Single, resides in Mission Viejo, Calif . . . Attended La Costa Canyon High School in Carlsbad, Calif . . . Lettered in football, basketball and baseball . . . Was a prep Star All-America and Super

Prep All-West Region pick as a senior . . . Finished his career with 75 receptions for 1,792 yards and 19 scores . . . Pulled in 34 catches for 930 yards (27.4 avg) and 11 touchdowns as a senior . . . Also made 51 tackles, five sacks and recovered three fumbles as a defensive end . . . Growing up, the L.A. Lakers were his favorite sports team and Michael Jordan was his favorite athlete . . . Enjoys playing chess . . . Lists "The Shawshank Redemption" as favorite movie, "Sportscenter" as favorite television show, "Purpose Driven Life" as favorite book and "O.A.R." as favorite musical group . . . Father, Chris, is a member of the U.S. Secret Service . . . Full name is Joseph Christopher Toledo, born October 20, 1982, in Omaha, Nebraska.

JOE TOLEDO'S COLLEGE STATISTICS

YEAR	SCHOOL	GP	GS	RECEIVING					RUSHING				
				NO.	YDS.	AVG.	LG	TD	ATT.	YDS.	AVG.	LG	TD
2002	Washington	13	5	3	19	6.3	9	0	0	0	0.0	-	0
2003	Washington	3	3	5	70	14.0	35	0	0	0	0.0	-	0
2004	Washington	10	9	19	202	10.6	24	2	0	0	0.0	-	0
2005	Washington	6	6	Offensive Tackle									
TOTALS		32	23	27	291	10.8	35	2	0	0	0.0	-	0

ADDITIONAL STATS

Tackles: 2 in 2004

Rodrique Wright

1 Defensive Tackle

Height/Weight6-5, 316
 Born7/31/84
 CollegeTexas '06
 DraftD7b, 226



COLLEGE

Underwent surgery following the 2006 NFL Draft to repair his right rotator cuff musculature . . . Dr. George Caldwell performed the surgery at Broward General Medical Center in Ft. Lauderdale . . . Four-year starter at Texas, playing in 50 games with 45 starts . . . Finished career with 227 tackles (106 solo), 17.5 sacks, 41 stops for loss and 67 quarterback pressures . . . Also returned a fumble 67 yards for a score, caused six fumbles, deflected eight passes and blocked a kick . . . Started all 14 games at left defensive tackle as a senior in 2005 for the National Champions . . . Recorded 46 tackles (20 solo) with 4.5 sacks, 13 stops for loss and 15 quarterback pressures . . . Also scored on a 67-yard fumble return, caused a fumble and deflected a pass . . . Consensus All-America first-team choice (Associated Press, CBS Sportsline, ESPN.com, The Sporting News and Walter Camp Football Foundation) and a finalist for the Lombardi Award . . . Named Big 12 Conference Defensive Player of the Year and was a consensus first-team All-Big 12 selection . . . Also named to the Bednarik Award, Outland Trophy and Nagurski Trophy watch lists . . . Helped guide a unit that ranked tenth in the nation in total defense (302.9 ypg) and eighth in scoring defense (16.4 ppg) . . . Had a 67-yard fumble return for a score against Oklahoma . . . Played in 11 games with 10 starts as a

junior in 2004 . . . Finished with 36 tackles (18 solo), a sack, three stops for loss and seven quarterback pressures . . . Also caused a fumble and deflected two passes . . . Earned a spot on UT's Athletics Director's Honor Roll . . . Tabbed second-team All-American by The Sporting News and honorable mention All-American by Pro Football Weekly . . . Named first-team All-Big 12 Conference . . . Shared UT's Outstanding Defensive Lineman Award . . . Started all 13 games as a sophomore in 2003 . . . Recorded a career-high 80 tackles (39 solo) with 7.5 sacks and 12 stops for loss . . . Registered 30 quarterback pressures and caused three fumbles . . . Also deflected three passes . . . Consensus second-team All-Big 12 Conference choice . . . Played in all 13 games, starting nine contests as a true freshman in 2002 . . . Ranked seventh on the team (first among true freshmen) with 65 tackles (29 solo), second with 13 stops for loss and third with 4.5 sacks . . . Collected 15 quarterback pressures, caused a fumble and blocked a kick . . . First-team Freshman All-America selection by the Football Writers Association of America and The Sporting News . . . Earned Big 12 Conference Defensive Freshman of the Year honors from the league's coaches . . . Shared UT's Outstanding Defensive Newcomer Award . . . Majored in education.

PERSONAL

Single, resides in Houston, Texas . . . Attended Alief Hastings High School in Houston where he was a two-year starter on the defensive line . . . Recorded 196 tackles, 15 sacks, three fumble recoveries and three blocked PATs the final two years of his prep career . . . Earned first-team All-America honors from USA Today as a senior and was also a Parade All-American . . . Posted 104 tackles, six sacks, three fumble recoveries and two blocked PATs as a senior . . . Also threw the shot put for four years on the track and field squad . . . Uncle, Elmo Wright, played wide receiver at the University of Houston (1968-70) and was a first-round draft pick of the Kansas City Chiefs (No. 16 overall) in the 1971 NFL Draft and played until 1974 . . . Cousin of former Texas standout Cedric Woodard (1996-99), who is now a defensive end for New Orleans Saints . . . Served as a mentor at local elementary and middle schools while in college . . . Enjoys bowling and watching movies . . . Growing up, Michael Jordan was his favorite athlete . . . Lists "Lucky Number Slevin" as favorite movie, "Chappelle's Show" as favorite television show, "Your Best Life Now" as favorite book and 2Pac as favorite recording artist . . . Full name is Rodrique Charles Wright, born July 31, 1984, in Houston.

RODRIQUE WRIGHT'S COLLEGE STATISTICS

YEAR	SCHOOL	GP	GS	TACKLES					INTERCEPTIONS					FUMBLES		
				TOT	SOLO	ASST	SK	YDS	NO	YDS	LG	TD	PD	FF	FR	TD
2002	Texas	13	9	65	29	36	4.5	25	0	0	—	0	0	1	0	0
2003	Texas	13	13	80	39	41	7.5	46	0	0	—	0	3	3	0	0
2004	Texas	11	10	36	18	18	1	7	0	0	—	0	2	1	0	0
2005	Texas	13	13	46	20	26	4.5	37	0	0	—	0	3	1	1	1
TOTALS		50	45	227	106	121	17.5	115	0	0	—	0	8	6	1	1

ADDITIONAL STATS

Tackles For Loss: 13 in 2002, 12 in 2003, 3 in 2004, 13 in 2005 for total of 41

Touchdowns: 67-yard fumble return in 2005

Blocked Kicks: 1 in 2002

MONDAY NIGHT MADNESS IN MIAMI

In their history, the Dolphins have appeared on Monday Night Football a total of 71 times, the most of any NFL team, and four games ahead of the Dallas Cowboys, whose 67 games are second-most in the 36-year history of MNF. In those 71 contests, the Dolphins have compiled a record of 39-32, including a home record of 32-17 (14-13 at Dolphin Stadium) and a road register of 7-15. Their 39 victories are tied with Dallas for the most in Monday Night Football history. Since MNF's inception in 1970, the only two years in which the Dolphins did not make an appearance was 1989 and 2005.

FREE AGENTS

Emmanuel Akah

60 Guard

Height/Weight...6-3, 330

Born2/8/79

College...Winston-Salem



Signed with the Dolphins as a free agent on June 5, 2006 . . . Spent the spring of 2006 in the NFL Europe League, where he began the season with Rhein before finishing with Frankfurt . . . Overall, played in seven games, including five starts, all with Frankfurt . . . Opened each of the final three regular season games in addition to the Galaxy's World Bowl win over Amsterdam . . . Played one year at the junior college level at State University of New York-Canton before

transferring to Winston-Salem State University, where he played from 2002-04 . . . Was a first-team Black College All-America selection and a first-team All-Central Intercollegiate Athletic Association choice in his final year there when he was part of an offensive line that led a running game which averaged 247.2 yards per contest . . . Majored in sociology with a minor in political science . . . Began high school at Dick Sheppard High in London, England before moving to New York where he attended Tottenville High School in Staten Island . . . Was born in London and lived in Nigeria from ages 6-8 before family moved back to London . . . Born February 8, 1979 in London.

Brock Berlin

7 Quarterback

Height/Weight...6-0, 213

Born7/4/81

CollegeMiami (Fla.)



Originally signed with the Dolphins as an undrafted college free agent on April 29, 2005 . . . Was waived on August 30 . . . Appeared in two preseason games in '05 and completed 15 of 21 passes for 191 yards with one touchdown, an interception and a passer rating of 95.5 . . . Was re-signed by the club on January 4, 2006 and was allocated to the NFL Europe League where he played with the Hamburg Sea Devils . . . Completed 99 of 181 passes for 1,041 yards

with seven TDs and seven INTs . . . Played his final two collegiate seasons (2003-04) at Miami (Fla.) after beginning his career at Florida . . . In his two years with the Hurricanes, completed 406 of 700 passes (58%) for 5,099 yards with 34 touchdowns and 23 interceptions . . . Started 24 of a possible 25 games during this time and led the 'Canes to a record of 19-5 as a starter . . . Was a second-team All-Atlantic Coast Conference selection as a senior when he connected on 195 of 348 passes for 2,680 yards with 22 touchdowns and just six interceptions . . . Had a career-high five touchdown passes against North Carolina State his senior season . . . Led Miami to bowl wins in each of his two years, including a victory over Florida State in the FedEx Orange following 2003 and a triumph over Florida in the Chick-fil-A Peach Bowl following 2004 . . . Played in 12 games for the Gators from 2000-01 and completed 53 of 87 for 653 yards with 11 touchdowns and two interceptions . . . Started for the Gators in FedEx Orange Bowl win over Maryland following the 2001 season and completed 11 of 19 for 196 yards with one touchdown and two interceptions in the game . . . Sat out the 2002 season because of NCAA transfer rules . . . Earned degree in sociology . . . Married (Amy) . . . Prepped at Evangel Christian Academy in Shreveport, La . . . Was a consensus All-America selection and the USA Today National Offensive Player of the Year as a senior . . . Led the school to three state titles . . . Also lettered in golf and baseball . . . Was an Honor Roll student . . . Is a member of the Fellowship of Christian Athletes . . . Has participated in the Miami Dolphins Charity Golf Tournament which benefits the Miami Dolphins Foundation . . . Hobbies include playing golf and shooting pool . . . Lists "Tombstone" as favorite movie, "Seinfeld" as favorite television show, The Bible as favorite book and Scott Stapp as favorite recording artist . . . Brother, Corey, played wide receiver at Louisiana Tech from 1999-2002 . . . Full name is Brock S. Berlin, born July 4, 1981 in Shreveport, La.

Trent Bray

51 Linebacker

Height/Weight...6-0, 227
Born9/28/82
CollegeOregon State



Signed with the Dolphins as an undrafted college free agent on May 5, 2006 . . . Was a four-year letterman at Oregon State who started 34 of the 49 games in which he played during his career . . . Opened the final 34 contests of his collegiate career . . . Recorded 337 tackles, 29 stops for loss, 11 sacks, three interceptions, three fumble recoveries and five forced fumbles in those four seasons . . . Manned the middle linebacker spot for his final two

seasons, when he surpassed the 100-tackle plateau both times with 122 as a junior and 116 as a senior, as both figures represented team highs . . . Was a first-team All-Pac-10 Conference choice as a senior when he added 3.5 sacks, an interception, a fumble recovery and a forced fumble . . . Participated in the East-West Shrine Game following the season . . . Was a second-team all-conference pick as a junior when he also amassed three sacks, an interception and two forced fumbles . . . Redshirted as a freshman in 2001 . . . Majored in sociology with a minor in psychology . . . Attended Pullman (Wash.) High School where he played inside linebacker and tight end . . . Was a three-time team MVP . . . Also lettered in basketball and baseball in his prep career and was an all-league performer in both sports . . . Growing up, his favorite team was the San Francisco 49ers and linebacker Bill Romanowski was his favorite athlete . . . Lists "What About Bob?" as favorite movie, "The Family Guy" as favorite television show and Bruce Springsteen as favorite recording artist . . . Father, Craig, was Oregon State's defensive coordinator from 2000-02 and now is the secondary coach at the University of Minnesota . . . Mother, Kaprice, played volleyball at Western Michigan and later went on to coach at Washington State . . . Born September 28, 1982 in Flagstaff, Ariz.

C.J. Brooks

69 Guard

Height/Weight...6-5, 310
Born8/21/82
CollegeMaryland




Signed by the Dolphins off the practice squad of the Oakland Raiders on November 29, 2005 . . . Was inactive for each of his five games as a member of Miami's 53-man roster . . . Went to camp with the Raiders last year as an undrafted college free agent . . . Was waived on September 3 and then signed to the practice squad a day later . . . Started all 51 games in which he played during his four-year career at Maryland (2001-04), including every contest at left

guard over his final two years, when he was a first-team All-Atlantic Coast Conference selection on both occasions . . . Opened 13 games at left guard and one at left tackle his sophomore season . . . Started at left tackle as a redshirt freshman in 2001 . . . Redshirted in 2000 . . . Majored in communications . . . Attended Morrow (Ga.) High School where he lettered in football, track, wrestling and basketball . . . Has made donations during the holidays to help buy toys for children who are a part of "Big Mama's Team of Life" . . . Full name is Clinton Brooks, Jr., born August 21, 1982.

Jamall Broussard

9 Wide Receiver

Height/Weight...5-9, 175
Born8/19/81
College ..San Jose State



Was awarded off waivers to the Dolphins from Cincinnati on June 27, 2006 . . . Played with Cologne of the NFL Europe League this past spring, where he had 24 receptions for 262 yards, returned 11 punts for a 9.9-yard average and fielded four kickoffs for a 19.8-yard average . . . Was in camp with Cincinnati last year and spent the entire season on the club's practice squad . . . Originally went to camp with the Bengals as an undrafted college free agent in 2004 . . . Was waived


by Cincinnati on September 5 and signed to the team's practice squad a day later before being signed to Carolina's 53-man roster on October 14 . . . Played in eight games, all in a reserve role with the Panthers . . . Was inactive for three contests . . . Did not have any receptions . . . Finished

eighth in the NFC with a 23.1-yard average on 24 kickoff returns . . . Also had ten punt returns for a 4.3-yard average . . . Was waived by Carolina on January 1, 2005 . . . Played two years at San Jose State (2002-03), during which time he caught 117 passes for 1,396 yards and six touchdowns . . . As a junior in '02, totaled 62 receptions for 681 yards and five touchdowns . . . Began his collegiate career at Texas Tech in 2000, when he started four games as a freshman . . . Played at the junior college level the following year, at College of the Canyons in Santa Clarita, Calif . . . Earned degree in public relations . . . Attended Kingwood (Texas) High School . . . Enjoys reading in spare time . . . Prior to enrolling at Texas Tech, spent one year (1999) at Naval Academy Prep School in Newport, R.I . . . Born August 19, 1981 in Nederland, Texas.

Kelly Campbell

80 Wide Receiver

Height/Weight . . . 5-10, 175
 Born . . . 7/23/80
 College . . . Georgia Tech



Signed with the Dolphins as a free agent on March 20, 2006 . . . Was in training camp with Minnesota last season . . . Was waived/injured (quad) by the Vikings on September 6 and placed on the team's injured reserve list a day later before being released on October 3 . . . Spent the 2002-04 seasons with Minnesota after joining the Vikings as an undrafted college free agent in 2002 . . . Played in 37 regular season games, including 11 starts, during that time and

caught 57 passes for 1,062 yards and eight touchdowns . . . Has had ten receptions of 40 yards or longer in his career, including five of 50 yards or longer . . . Six of his eight touchdowns have covered 25 yards or longer . . . Also returned 40 kickoffs for a 21.5-yard average and rushed for 86 yards on 14 carries with a long run of 19 yards . . . Had his most productive season in 2003 when he started six of the 15 contests in which he played and totaled 25 receptions for 522 yards and four scores . . . 20.9-yard average per reception led all NFL receivers with 15 or more catches . . . Had nine receptions of 25 yards or longer, including six of 40 or longer, tied with Randy Moss for the team lead in that category and first in the NFC and second in the NFL . . . Spent five games of his rookie season of 2002 on the Vikings' practice squad . . . Went on to play in six games with two starts, and was inactive for five . . . Totaled 13 catches for 176 yards and three scores . . . First touchdown reception of NFL career came on a seven-yard pass from Daunte Culpepper at New England (11/24/02), when he put together season-high figures of six receptions and 63 yards . . . Those six catches in the Patriots contest still represent a career best . . . In '02 finale at Detroit (12/29), caught four passes for 60 yards, including scoring receptions of 10 and 27 yards in Minnesota's 38-36 victory, Campbell's only multiple-touchdown game of his career . . . In 2003, had a career-long 19-yard run vs. Chicago (9/14) . . . Hauled in two passes for 85 yards at Detroit (9/21), including a career-long 72-yard TD reception from Gus Frerotte in the Vikings' 23-13 win . . . Lone career 100-yard receiving game came later in the '03 season at Oakland (11/16), when he tallied four receptions for 115 yards, including a 29-yard scoring reception and a long catch of 52 . . . Had a 43-yard TD catch from Culpepper vs. Seattle (12/7), which was among three receptions and 60 yards that day in the Vikings' 34-7 win . . . Had 19 receptions for 364 yards and a TD in 2004 as he played in all 16 regular season games, including three starts . . . Also fielded 35 kickoffs for 760 yards, a 21.7-yard average, including two of longer than 50 yards . . . Lone scoring catch of the year came in opener vs. Dallas (9/12), as his 43-yard grab from Culpepper was his only catch that day in Minnesota's 35-17 victory . . . Had a season-long 61-yard reception vs. Detroit (11/21), the second-longest catch of his career . . . Had a 51-yard kickoff return at Indianapolis (11/8) when he amassed a career-high 115 kickoff return yards (4 rets.) . . . Had a career-long 55-yard kickoff return vs. Green Bay (12/24) . . . In two playoff games following the 2004 season, caught two passes for 19 yards . . . Left Georgia Tech as the school's all-time leader in receptions (198), receiving yards (2,907) and touchdown receptions (24) following his four-year career (1998-2001) with the Yellow Jackets . . . Also ranks fourth in school history with 59 kickoff returns and 1,415 kickoff return yards . . . Started 23 of the 41 games in which he appeared . . . Was a first-team All-Atlantic Coast Conference selection as a wide receiver his senior year when he caught 56 passes for 708 yards and three touchdowns . . . Was a second-team All-ACC choice as a receiver and return specialist his junior campaign when he tallied 59 receptions for 963 yards and 10 touchdowns, and returned 26 kickoffs for a 24.3-yard average . . . Established school single-season records with 69 receptions, 1,105 yards and 10 TD receptions as a sophomore when he was a first-team All-ACC choice . . . Majored in management . . . Has a daughter, Kaylei Anaya Campbell . . . Attended Mays High School in Atlanta, Ga., where he played tailback . . . Also lettered in track and was the Georgia 4A state champion in the triple jump (46-7) and the 4x400 meter relay team . . . Finished second in the

state meet in the 200- and 400-meters as a senior . . . Lettered once in baseball . . . While in Minnesota, did charity work with the United Way and Muscular Dystrophy Association . . . Also was active in the African-American Adoption Agency, while he was a frequent visitor to area hospitals and schools . . . Enjoys working with children . . . Born July 23, 1980 in Atlanta.

KELLY CAMPBELL'S NFL STATISTICS

YEAR	TEAM	GP	GS	RECEIVING					RUSHING				
				NO.	YDS.	AVG.	LG	TD	ATT.	YDS.	AVG.	LG	TD
2002	Minnesota	6	2	13	176	13.5	32	3	1	11	11.0	11	0
2003	Minnesota	15	6	25	522	20.9	72t	4	10	71	7.1	19	0
2004	Minnesota	16	3	19	364	19.2	61	1	3	4	1.3	16	0
NFL TOTALS		37	11	57	1062	18.6	72t	8	14	86	6.1	19	0
PLAYOFFS		2	0	2	19	9.5	12	0	0	0	-	0	0

ADDITIONAL STATS

Kickoff Returns: 5 for 101 yards, 20.2 avg., long of 23 in 2003; 35 for 760 yards, 21.7 avg., long of 55 in 2004 for total of 40 for 861 yards, 21.5 avg., long of 55

SINGLE-GAME HIGHS

Most Receptions: 6 at New England, 11/24/02
Most Receiving Yards: 115 at Oakland, 11/19/03
Longest Reception: 72t at Detroit, 9/21/03
Most Receiving TDs: 2 at Detroit, 12/29/02

Chris Davis

9 Wide Receiver

Height/Weight . . . 6-0, 200
 Born . . . 10/9/81
 College . . . Southern



Went to camp with Tampa Bay in 2005 before being waived on August 30 . . . Was signed to the Dolphins' practice squad on October 19, where he remained for the final 11 games of the '05 season . . . Was allocated to the NFL Europe League this past spring . . . Originally entered the league as an undrafted college free agent with the New York Giants in 2004 and spent his entire rookie season on the team's practice squad . . . Played at Southern

University in Baton Rouge where he was a second-team All-Southwestern Athletic Conference selection as a senior in 2003 when he caught 56 passes for 897 yards and eight touchdowns . . . Had seven receptions for 128 yards and two touchdowns against Grambling in the Bayou Classic . . . Attended St. Helena Central High School in Greensburg, La . . . Born October 9, 1981 in New Orleans, La.

Steve Fifita

60 Defensive Tackle

Height/Weight . . . 6-0, 327
 Born . . . 5/16/82
 College . . . Utah



Signed with the Dolphins as an undrafted college free agent on May 5, 2006 . . . Played in 47 games during his four-year collegiate career (2002-05), including 37 starts . . . Opened all 12 games each of his final three seasons . . . Totaled 136 tackles, 32.5 stops for loss and 13.5 sacks in his career . . . Was a first-team All-Mountain West Conference selection each of his final two years . . . Recorded 44 tackles, 14 stops for loss and a career-best six sacks


as a senior . . . Played in the East-West Shrine Game following the season . . . Posted 45 tackles, nine stops for loss and 4.5 sacks as a junior . . . Also returned an interception six yards for a score against UNLV in his junior campaign . . . Was named Defensive MVP of the Fiesta Bowl following his junior season when he accounted for five tackles, two stops for loss and a sack in a 35-7 win over Pittsburgh . . . Redshirted as a true freshman in 2001 . . . Holds degree in sociology . . . Single, resides in Huntington Beach, Calif . . . Attended Fountain Valley (Calif.) High School . . . Growing up, the San Francisco 49ers were his favorite team and safety Ronnie

Lott was his favorite player . . . Lists "The Da Vinci Code" as favorite book and Bob Marley as favorite recording artist . . . Born May 16, 1982 in Huntington Beach, Calif.

Fred Gibson

18 Wide Receiver

Height/Weight6-4, 202
Born10/26/81
CollegeGeorgia



Was a fourth-round draft choice (131st overall) of Pittsburgh in 2005 . . . Was waived by the Steelers on September 3 . . . Was signed to the Dolphins' practice squad on September 5 where he spent the entire year . . . Was re-signed by the team on January 4, 2006 . . . Started 34 of the 45 games in which he appeared during his collegiate career (2001-04) and hauled in 161 passes for 2,884 yards and 20 touchdowns . . . Ranks second on the school's all-time chart for receiving

yards and third in receptions . . . Also returned 35 kickoffs for a 24.7-yard average, including one for a touchdown, in his career . . . Was a first-team All-Southeastern Conference selection as a senior when he put together career-high figures of 49 receptions for 801 yards and seven touchdowns . . . Had a 91-yard kickoff return for a touchdown against Clemson during his sophomore season . . . Was a second-team Freshman All-America selection and first-team All-SEC Freshman choice in 2001 when he totaled 33 receptions for 772 yards and six touchdowns . . . Also played for the Bulldogs basketball squad during the 2001-02 and 2002-03 seasons . . . Majored in speech communications . . . Attended Waycross (Ga.) High School . . . As a senior, caught 50 passes for 1,000 yards and 12 touchdowns . . . Was invited to play in the Georgia-Florida All-Star game following his senior season . . . Hauled in 63 passes for more than 1,200 yards and 13 scores as a junior . . . Also starred on the school's basketball team . . . Born October 26, 1981 in Waycross, Ga.

Howard Green

95 Defensive Tackle

Height/Weight6-2, 320
Born1/12/79
CollegeLouisiana State



Signed with the Dolphins as a free agent on January 6, 2006 . . . Was in camp with New Orleans in 2005 before being waived by the Saints on September 2 . . . Originally was a sixth-round draft choice (190th overall) of Houston in 2002 . . . Was claimed off waivers by Baltimore on September 3, 2002 . . . Was inactive for his first six games with Baltimore before making his NFL debut in a reserve role vs. Pittsburgh (10/27) . . . Was released by the Ravens on October 29, 2002 and

then signed to the Texans' practice squad on October 31 . . . Was activated to Houston's 53-man roster on December 18 and was inactive for each of the Texans' final two games of the year . . . Was waived by the Texans on August 25, 2003 and then signed to New Orleans' practice squad on October 3 . . . Was activated to the Saints' 53-man roster on December 6 . . . Appeared in the final four games of the 2003 season with the Saints and was credited with three tackles and a pass defended . . . In 2004, started 12 of the 14 games in which he played with New Orleans and registered 53 tackles . . . Played his final two collegiate seasons at LSU (2000-01), and posted 77 tackles and four sacks during that time . . . Transferred to LSU after two years at Southwest Mississippi Community College . . . Majored in general studies . . . Attended Donaldsonville (La.) High School where he was an all-state selection as both a junior and senior . . . Full name is Howard Green, Jr., born January 12, 1979.

HOWARD GREEN'S NFL REGULAR SEASON STATISTICS

YEAR TEAM	GP	GS	TACKLES					INTERCEPTIONS					FUMBLES		
			TOT	SOLO	ASST	SK	YDS	NO	YDS	LG	TD	PD	FF	FR	YDS
2002 Baltimore	1	0	0	0	0	0	0	0	0	-	0	0	0	0	0
2003 New Orleans	4	0	3	1	2	0	0	0	0	-	0	0	0	0	0
2004 New Orleans	14	12	53	19	34	0	0	0	0	-	0	0	0	0	0
NFL TOTALS	19	12	56	20	36	0	0	0	0	-	0	0	0	0	0

Kay-Jay Harris

33 Running Back

Height/Weight ..6-0, 229
Born3/27/79
CollegeWest Virginia



Signed with the Dolphins as an undrafted college free agent on April 29, 2005 . . . Was waived on August 30 before being signed to the practice squad on September 5, where he spent the entire season . . . Played his final two collegiate seasons (2003-04) at West Virginia after starting out at Garden City (Kan.) Community College . . . In his two years with the Mountaineers, played in 23 games, including six starts, and rushed for 1,483 yards and 14 touchdowns on 256

attempts, while also catching 25 passes for 292 yards and three TDs . . . Was a second-team All-Big East Conference selection as a senior in 2004 when he rushed for 959 yards and 10 touchdowns on 165 carries and caught 20 passes for 181 yards and three scores . . . Rushed for a career-high 337 yards and four TDs (25 atts.) in opener against East Carolina . . . Ran for 134 yards and a TD on 25 carries in Gator Bowl against Florida State . . . Resides in Tampa, Fla . . . Has two daughters, Kyla and Kailiece, and two sons, Kevin, Jr. and Kyle . . . Attended Tampa Bay (Fla.) Technical High School where he earned all-county accolades in football, baseball and track . . . Won four state long jump titles, including a best of 24'7" . . . Was drafted by the Texas Rangers out of high school and played four years at the Class A level before deciding to play football . . . Has done charity work with the "Feed the Family Foundation" as well as the Make-A-Wish Foundation . . . Growing up, his favorite sports team was the Utah Jazz and Karl Malone was his favorite athlete . . . Lists all the "Friday" movies and "The 40-Year-Old Virgin" as his favorite movies, "Cheaters" as his favorite television show and Lil' Wayne as his favorite recording artist . . . Full name is Kevin Jermaine Harris, born March 27, 1979.

Travis Harris

49 Linebacker

Height/Weight ..6-2, 240
Born8/2/81
CollegeFlorida



Signed with the Dolphins as a free agent on June 5, 2006 after playing with Frankfurt of the NFL Europe League . . . With the Galaxy, started all 11 games and helped the team to the World Bowl title as he collected a team-high 61 total tackles . . . Added four passes defended, a forced fumble and two stops on special teams . . . Originally went to camp with Tennessee in 2005 as an undrafted college free agent . . . Was waived by the Titans on August 29 . . . Was a four-year

letterman at Florida (2001-04) during which time he played in 44 games, including 17 starts at both linebacker and defensive end . . . Career totals consisted of 93 tackles, 3.5 sacks, an interception, two forced fumbles, four passes defended and a blocked field goal . . . Had his most productive season as a defensive end in his junior campaign of 2003 when he recorded 34 tackles and 3.5 sacks . . . Earned degree in commercial recreation with a minor in education . . . Attended Southwest DeKalb High School in Decatur, Ga . . . Full name is Travis Lee Harris, born August 2, 1981 in Atlanta, Ga.

Justin Holland

11 Quarterback

Height/Weight ..6-2, 219
Born4/16/83
College....Colorado State



Signed with the Dolphins as an undrafted college free agent on May 5, 2006 . . . Was a four-year letterman at Colorado State (2002-05) who completed 426 of 681 passes for 5,668 yards with 36 touchdowns and 32 interceptions . . . Started the first six games of his junior year before sustaining a fractured left ankle against San Diego State, which ended his season . . . Returned in 2005 to open all 12 contests and complete 235 of 369

passes for 3,185 yards with 23 touchdowns and 15 interceptions . . . Threw for a career-high 419 yards and four touchdowns on 20 of 37 passing in a 39-31 win over Wyoming . . . Redshirted in 2001 . . . Holds B.A. in liberal arts . . . Single, resides in Lakewood, Colo . . .

Attended Bear Creek High School in Lakewood, where he broke the state prep records for passing yards (10,567) and touchdowns (108) . . . School reached the state finals his freshman and senior seasons . . . Was a Parade All-American and the Gatorade Player of the Year as a senior . . . Was a first-team all-state selection as a sophomore and senior and a second-team pick as a junior . . . Served as team captain as both a junior and senior . . . Was a member of the National Honor Society as he carried a 3.8 GPA through high school . . . Growing up, the Denver Broncos was his favorite team and quarterback John Elway was his favorite athlete . . . Lists "The Wedding Crashers" as favorite movie, "House" as favorite television show and "Angels and Demons" as favorite book . . . Full name is Justin Lee Holland, born April 16, 1983 in Denver, Colorado.

Jack Hunt

43 Safety

Height/Weight ..6-1, 200
Born11/30/81
College ..Louisiana State




Signed with the Dolphins as a free agent on February 16, 2005 . . . Was waived on September 3 before being signed to the practice squad on September 13, where he spent the final 15 games of the year . . . Played with the Berlin Thunder of the NFL Europe League in the spring of 2005 . . . Appeared in seven games, including one start, and recorded 28 tackles and three passes defended . . . Was eligible for the 2004 NFL Draft, but was not selected and did not attend a

training camp . . . Played in 47 games during his four-year career with the Tigers, including 20 starts . . . Opened 19 of the 26 contests in which he appeared over his final two seasons . . . Totaled 131 tackles and four interceptions in his career, which began as a wide receiver . . . In his two years at the receiver spot, caught six passes for 69 yards . . . Was moved to safety for his junior season of 2002, and started the final five games of that year at free safety . . . As a senior, started all 13 games in which he played at strong safety and recorded 73 tackles and four interceptions (94 yards), two of which were returned for touchdowns, as he helped LSU to the national championship . . . Returned an interception 31 yards for a score in opener against Louisiana-Monroe, and had a 29-yard return for a touchdown against Louisiana Tech . . . Majored in chemistry . . . Was an honorable mention Class 5A All-State performer as a wingback during his senior season at Ruston (La.) High School . . . Enjoys hunting, fishing and playing golf and basketball in spare time . . . Full name is Jack Morgan Hunt, born November 30, 1981 in Ruston, La.

Ben Ishola

64 Defensive End

Height/Weight ..6-3, 248
Born6/8/80
CollegeIndiana



Signed with the Dolphins as an undrafted college free agent on May 5, 2006 . . . Played in 33 games, including 11 starts in his three-year career at Indiana (2003-05) . . . Amassed 43 tackles, 9.5 stops for loss and five sacks . . . Opened all 11 contests as a senior when he tallied 27 tackles, 6.5 stops for loss, a pair of sacks and a fumble recovery . . . Also blocked a kick . . . Majored in economics . . . Is a native of Berlin, Germany where he played for the

Berlin Adler American Football Club in 2002 . . . Was a member of the boxing and track and field teams in high school . . . As a child, spent time living in Nigeria, the birthplace of his father . . . Born June 8, 1980 in Berlin.

Teyo Johnson

47 Tight End

Height/Weight ...6-6, 245
 Born11/29/81
 CollegeStanford



Signed with the Dolphins as a free agent on January 12, 2006 . . . Was in training camp with Oakland in 2005 before being waived on September 4 . . . Signed with Arizona on September 14 . . . Played in six games with the Cardinals, including three starts last year . . . Was inactive for three contests . . . Caught three passes for 29 yards before being waived on November 22 . . . Originally was a second-round draft choice (63rd overall) of Oakland in 2003 . . . Played in all 16

games with the Raiders in his rookie season, starting five of them . . . Totaled 14 receptions for 128 yards and a score . . . Initial touchdown of NFL career came on a 10-yard catch from Rich Gannon at Cleveland (10/12) . . . In 2004, appeared in the final eight contests, including one start . . . Had nine receptions for 131 yards and a pair of touchdowns . . . Had an eight-yard TD catch from Kerry Collins vs. San Diego (11/21) and an 18-yard TD reception from Collins vs. Tennessee (12/19) . . . Had a career-long catch of 25 yards the following week at Kansas City (12/25) . . . Posted a career-high three receptions on four occasions, most recently in that Chiefs game in 2004, when he also totaled a career-best 52 receiving yards . . . Overall in his three NFL seasons, has played in 30 games with nine starts, and caught 26 passes for 288 yards and three touchdowns . . . Played wide receiver on the Stanford football team and forward on the Cardinal basketball squad . . . Tallied 79 receptions for 1,032 yards and 15 touchdowns in his football career, from 2001-02 . . . In his final season of 2002, led the team with career-high figures of 41 catches for 467 yards and eight touchdowns . . . In 2001, hauled in 38 passes for 565 yards and seven touchdowns, and was the co-recipient of the Pac-10 Freshman of the Year Award . . . Played for the basketball team during the 2000-01 and 2001-02 seasons . . . As a freshman in '00-'01, averaged 4.1 points and 2.2 rebounds per game and was an honorable mention All-Pac-10 freshman choice . . . First entered Stanford as a quarterback, but was switched to wide receiver during the spring of 2001 . . . Majored in sociology . . . Spent his first three years of high school at Mariner High in Everett, Washington, before moving to the San Diego area where he attended Mira Mesa High School as a senior . . . Played quarterback, wide receiver and defensive end in football and power forward in basketball during his prep career . . . Also lettered in track . . . Was a member of the Canadian Junior Olympic Basketball Team which competed in Brazil in 2000 . . . Was named the High School Athlete of the Year for 1999-2000 by the San Diego Union-Tribune . . . Older brother, Riall, was a linebacker at Stanford, who played with the Cincinnati Bengals from 2001-03 and is now with Toronto of the Canadian Football League . . . Another brother, Ahmani, was a defensive end at Oregon State and played in both the NFL and CFL as well . . . Born November 29, 1981 in White Rock, British Columbia, Canada.

TEYO JOHNSON'S NFL REGULAR SEASON STATISTICS

YEAR	TEAM	GP	GS	RECEIVING					RUSHING				
				NO.	YDS.	AVG.	LG	TD	ATT.	YDS.	AVG.	LG	TD
2003	Oakland	16	5	14	128	9.1	21	1	0	0	0.0	-	0
2004	Oakland	8	1	9	131	14.6	25	2	0	0	0.0	-	0
2005	Arizona	6	3	3	29	9.7	13	0	0	0	0.0	-	0
NFL TOTALS		30	9	26	288	11.1	25	3	0	0	0.0	-	0

SINGLE-GAME HIGHS

Most Receptions: 3, four times (last: at Kansas City, 12/25/04)
Most Receiving Yards: 52 at Kansas City, 12/25/04
Longest Reception: 25 at Kansas City, 12/25/04
Most Receiving TDs: 1, three times (last: vs. Tennessee, 12/19/04)

STRIKING IT BIG

In 2005, the Dolphins had seven pass plays of 50 yards or longer. By receiver, those seven consisted of four by Marty Booker, two by Chris Chambers and one by David Boston. Those seven tied a team record also achieved in 1984, 1985 and 1996. It also tied for the most in the NFL last year, along with Carolina and Dallas.

Eric Kimble

4 Wide Receiver

Height/Weight 5-11, 195
Born6/8/83
CollegeE. Washington



Signed with the Dolphins as an undrafted college free agent on May 5, 2006 . . . Underwent surgery to repair a left Achilles' tendon rupture sustained during the team's rookie mini-camp . . . Dr. George Caldwell performed the surgery at Broward General Medical Center in Ft. Lauderdale . . . In 46 games during his four-year collegiate career (2002-05), caught 253 passes for 4,140 yards 46 touchdowns . . . Also rushed for 339 yards and five TDs on 65 carries,

returned 74 punts for a 13.4-yard average and three touchdowns and fielded 28 kickoff for a 16.6-yard average . . . Holds virtually every school career and single-season receiving record . . . Totaled 170 receptions for 2,872 yards and 31 touchdowns over his final two years . . . Was a first-team Division I-AA All-America pick and a first-team All-Big Sky Conference selection his senior year when he caught 87 passes for 1,419 yards and 12 touchdowns . . . Surpassed the 100-yard receiving mark seven times on the season, and had best game against Sacramento State when he caught 10 passes for 189 yards and a pair of scores . . . As a junior had 83 catches for 1,453 yards and 19 touchdowns, and brought back 26 punts for a 17.7-yard average and two scores . . . Was a second team I-AA All-America selection as a receiver and a first-team all-conference pick as both a receiver and return specialist . . . Totaled 100 or more receiving yards on seven occasions . . . Had 10 catches for 196 yards and three TDs in regular season finale against Montana State and 11 receptions for 195 yards and three scores two weeks later in a I-AA First-Round Playoff game against Southern Illinois . . . Returned a punt 76 yards for a TD against Central Washington and another 73 yards for a score against Weber State . . . Was a second-team all-conference pick as a wide receiver his freshman and sophomore seasons . . . As a freshman, brought back a punt 80 yards for a TD against Portland State . . . Also that year was named to the Big Sky Conference All-Academic team . . . Redshirted as a true freshman in 2001 . . . Holds a degree in management information systems . . . Attended Franklin Pierce High School in Tacoma, Wash . . . As a running back, rushed for 3,750 yards and totaled 5,429 total all-purpose yards in his four-year prep career . . . Also lettered in basketball and track . . . Hobbies include playing chess and basketball . . . Lists "One Time Felon" as favorite movie, "Chappelle's Show" as favorite television show, "The Da Vinci Code" as favorite book and Jay-Z as favorite recording artist . . . Was born in Korea, where he lived for four years before family moved to the United States . . . Father was stationed in the U.S. Army in Korea and his mother is from Korea . . . Full name is Eric Andrew Kimble, born June 8, 1983 in Seoul, South Korea.

Ola Kimrin

2 Kicker

Height/Weight ..6-3, 230
Born2/29/72
CollegeTexas-El Paso



Signed with the Dolphins as a free agent on March 1, 2006 . . . Was allocated to the NFL Europe League this past spring where he played with the Rhein Fire . . . Connected on 24-24 PATs and 11-18 FGs for 57 total points . . . Went to camp with Tennessee last year before being waived by the Titans on August 24 . . . Spent five games with Washington in 2004 and was 6-6 on PATs and 6-10 on field goals, including a long of 41 . . . Hit on field goals from 41 and 26 yards out in

first NFL game, at Chicago (10/17/04) . . . Also attended NFL training camps with Denver (2002) and Dallas (2003) . . . Played with the Frankfurt Galaxy of NFL Europe in 2001 and 2002, and Cologne in 2004 . . . Played three seasons (1997-99) at Texas-El Paso . . . Majored in communications with a minor in film history . . . Married (Linda) . . . Prior to attending college, kicked for the Limhamn Griffins club team in Sweden from 1995-96 . . . Played soccer for Vintrie IK club team in Sweden from ages 5-20 . . . First played American football as a student in 1988 for his school team, the Berga Chickens . . . Lists "Braveheart" as favorite movie, "CSI" as favorite television show, "Ondskan" by Swedish author Jan Guillou as favorite book and Malmö FF soccer team as favorite sports team . . . Full name is Ola Fredrik Andreas Kimrin, born February 29, 1972 in Malmö, Sweden.

OLA KIMRIN'S NFL REGULAR SEASON STATISTICS

YEAR	TEAM	GP	FGM	FGA	PCT.	LG	XP	XPA	PCT.	BLK	PTS
2004	Washington	5	6	10	60.0	41	6	6	100.0	0	24

Sam McGrew

57 Linebacker

Height/Weight ..6-2, 244
 Born7/28/84
 CollegeFlorida State




Signed with the Dolphins as an undrafted college free agent on May 5, 2006 . . . Played middle linebacker during his four-year career at Florida State (2002-05) . . . Appeared in 52 games during that time and registered 125 tackles, five sacks, three forced fumbles, a fumble recovery and an interception . . . Posted a career-best 54 tackles and 2.5 sacks as a senior . . . Had the best game of his career in Orange Bowl against Penn State when he tallied 11 tackles and 1.5

sacks . . . Majored in criminal justice . . . Attended Wakulla High School in Crawfordville, Fla . . . Lettered in football and basketball . . . Cousin, Reggie McGrew, played at the University of Florida and was with the San Francisco 49ers from 1999-2001 and Atlanta Falcons in 2002 . . . Has done volunteer work with D.A.R.E . . . Full name is Samuel George McGrew, born July 28, 1984 in Tallahassee, Fla.

Shirdonya Mitchell

22 Cornerback

Height/Weight 5-11, 190
 Born5/16/82
 CollegeMissouri




Signed with the Dolphins as an undrafted college free agent on April 29, 2005 . . . Sustained a severe knee injury during a pro day workout prior to the 2005 draft . . . Spent all of 2005 on the Dolphins' Reserve/Non-Football Injury list . . . Lettered four years at Missouri (2001-04) . . . Played wide receiver his first two years with the Tigers before being moved to cornerback for his junior season of 2003 . . . Totaled eight receptions for 53 yards over his first two seasons . . . In two

years as a cornerback, registered 57 tackles, five interceptions, 10 pass breakups and a forced fumble . . . As a senior, notched 39 tackles and a team-high four interceptions . . . Also served as a return man throughout his career . . . Averaged 22.9 on 49 kickoffs returns, including a 24.1-yard norm as both a sophomore and junior . . . Also fielded three punts for a 7.7-yard average in his career . . . Redshirted in 2000 . . . Played in the Gridiron Classic All-Star Game following his senior season . . . Majored in agriculture . . . Attended Sam Houston High School in Arlington, Texas where he was a first-team Class 5A All-State selection as a wide receiver . . . Also lettered in track and basketball . . . Growing up, was a fan of the Dallas Cowboys and basketball star Michael Jordan . . . Lists "Five Heartbeats" as favorite movie, "Martin" as favorite television show, "Rich Men, Poor Men" as favorite book and Twista as favorite recording artist . . . Full name is Shirdonya Chablis Mitchell, born May 16, 1982 in Dallas, Texas.

Frank Murphy

14 Wide Receiver

Height/Weight ..6-0, 206
 Born2/11/77
 CollegeKansas State



Signed with the Dolphins as a free agent on May 8, 2006 after attending the team's rookie minicamp (May 5-7) on a tryout basis . . . Has played in 20 career NFL games, all in a reserve role, and caught eight passes for 71 yards and a TD and returned 31 kickoffs for a 21.8-yard average with a long return of 54 yards . . . Originally was a sixth-round draft choice (170th overall) of Chicago in 2000 . . . Was waived by the Bears on August 27, 2000 . . . Was signed to Tampa

Bay's practice squad a day later where he remained until being activated to the Bucs' 53-man

roster on November 22, 2000 ... Played in one game in his rookie season and returned two kickoffs for 24 yards ... Was inactive for five contests ... Played in 11 contests in 2001, and totaled eight receptions for 71 yards and a touchdown, and fielded 20 kickoff returns for a 22.3-yard average ... Added a pair of stops on special teams ... Was inactive for five games ... Lone career TD catch came on a five-yard grab from Brad Johnson vs. Pittsburgh (10/21/01) ... Set career highs for both receptions (3) and receiving yards (25) in finale vs. Philadelphia (1/6/02) ... Saw action in a reserve role in First-Round Playoff game at Philadelphia the following week (1/12/02) and brought back two kickoffs for 47 yards ... In the '02 preseason opener, returned a kickoff 95 yards for a touchdown on the game's opening kickoff against Dolphins (8/12/02) ... Was released by the Bucs on September 1, 2002 ... Was signed by Houston on November 26, 2002 and saw action in each of the final five games of the season with the Texans ... Recorded nine tackles on special teams ... Was waived by Houston prior to the 2003 regular season and was out of football in '03 before returning to the Bucs in 2004 ... Was allocated to the NFL Europe League in the spring of 2004 where he played with Berlin ... Played in three games and was inactive for one with Tampa Bay in 2004 before sustaining a season-ending Achilles injury vs. Denver (10/3) ... Was placed on injured reserve on October 6 ... Was out of football in 2005 ... Played one season (1997) at Garden City (Kan.) Community College before transferring to Kansas State, where he also played two years (1998-99) as a running back ... Rushed for 798 yards and 11 touchdowns on 152 carries (5.3 avg.) during his time at KSU ... In his lone season at Garden City, rushed for 1,370 yards and 26 TDs on 210 attempts and earned National Junior College Athletic Association first-team All-America and National Player of the Year honors ... Spent his freshman year at Itawamba Community College in Fulton, Miss ... Majored in business ... Played running back at West Nassau High School in Callahan, Fla ... Several years ago, started the "Frank Murphy Foundation" ... Through its efforts, the foundation sponsored turkey and toy giveaways during the holidays in both Tampa and Jacksonville ... Has also held a football camp for kids in Tampa and Jacksonville ... This past offseason, the Foundation held a Men's Conference in Tampa where different guest speakers discussed various perspectives on life ... Also started his own real estate company in Tampa, called "Investor's Outlet" ... Born February 11, 1977 in Jacksonville, Fla.

FRANK MURPHY'S NFL STATISTICS

YEAR	TEAM	GP	GS	RECEIVING					RUSHING				
				NO.	YDS.	AVG.	LG	TD	ATT.	YDS.	AVG.	LG	TD
2000	Tampa Bay	1	0	0	0	—	0	0	0	0	—	0	0
2001	Tampa Bay	11	0	8	71	8.9	20	1	0	0	—	0	0
2002	Houston	5	0	0	0	—	0	0	0	0	—	0	0
2004	Tampa Bay	3	0	0	0	—	0	0	0	0	—	0	0
NFL TOTALS		20	0	8	71	8.9	20	1	0	0	—	0	0
PLAYOFFS		1	0	0	0	—	0	0	0	0	—	0	0

ADDITIONAL STATS

Kickoff Returns: (Tampa Bay) 2 for 24 yards, 12.0 avg., long of 19 in 2000; 20 for 445 yards, 22.3 avg., long of 39 in 2001; (Houston) 1 for 0 yards in 2002; 8 for 208 yards, 26.0 avg., long of 54 in 2004 for total of 31 for 677 yards, 21.8 avg., long of 54. (P-2 for 47 yards, 23.5 avg., long of 29).

Special Teams Tackles: (Tampa Bay) 2 in 2001, (Houston) 9 in 2004 for total of 11.

SINGLE-GAME HIGHS

Most Receptions: 3, two times (last: vs. Philadelphia, 1/6/02)
Most Receiving Yards: 25 vs. Philadelphia, 1/6/02
Most Receiving TDs: 1 vs. Pittsburgh (10/21/01)

THREE FOR THE ROAD

In 2006, the Dolphins will be faced with the task of playing three road games in a row, consisting of games at Houston (October 1), at New England (October 8) and at the New York Jets (October 15). The last time the Dolphins played three straight games away from home in the same season was in weeks 4-6 of 1994 when they went 1-2 in those contests. Since the 1970 merger, this will be just the sixth time that the Dolphins will have played three road games in as many weeks.

Thomas Olmsted

6 Punter

Height/Weight ..6-4, 214

Born12/28/83

CollegeTroy



three touchbacks and a long of 59 . . . Participated in the Senior Bowl . . . Was a second-team All-Sun Belt Conference choice as a junior when he put together a 43.1-yard average on 76 punts, 24 of which went 50 yards or longer . . . Also handled placekicking and kickoff duties at various points of his collegiate career . . . Connected on 17 of 29 field goals with a long of 43, which came against Southern Utah in his freshman season, when he was 11 of 15 on field goals . . . Missed on a 45-yard try as a junior, his only attempt that year . . . Did not have any attempts as a senior . . . Majored in social science education . . . Resides in Lake City, Fla . . . Attended Columbia High School in Lake City, where he was a second-team all-state pick as a punter and placekicker each of his final two years . . . Also played quarterback as a senior when the school posted a record of 9-3 and advanced to the Class 4A state quarterfinals . . . Also lettered in baseball and soccer, where he earned all-state accolades as a goalkeeper his final three years . . . Hobbies include golf and extreme sports . . . Lists "Dinner with a Perfect Stranger" as favorite book . . . Born December 28, 1983 in Lake City, Fla.

Signed with the Dolphins as an undrafted college free agent on May 5, 2006 . . . Was a four-year letterman in football at Troy (2002-05) . . . Also lettered in baseball for the Trojans . . . Compiled a career average of 41.5 on 288 punts with 89 inside the 20 and 26 touchbacks . . . Of his 288 career punts, 55 went 50 yards or longer . . . Was an honorable mention All-Sun Belt Conference pick as a senior when he compiled a 40.4-yard average on 62 punts with 22 inside the 20,

Tony Pape

73 Tackle

Height/Weight ..6-6, 310

Born9/29/81

CollegeMichigan



averaged 118.5 yards rushing yards per game, 4.3-yards per rush attempt and allowed only 20 sacks as they earned a spot in the World Bowl . . . Also blocked a field goal attempt . . . Was a first-team All-NFLEL selection . . . Was a four-year letterman (2000-03) and three-year starter at Michigan . . . Started 37 of 45 games for the Wolverines, including 31 consecutive starts . . . Started 13 games at right tackle as a senior and was named a second-team All-America selection by the Associated Press and Sports Illustrated . . . Earned first-team All-Big Ten Conference honors . . . Was the co-winner of school's Hugh H. Rader Award as Michigan's top offensive lineman and was a candidate for the Outland Trophy and the Lombardi Award . . . Collected 80 key blocks/knockdowns for an offense that averaged 446.7 yards per game . . . Started 12 games as a junior, with eight starts coming at right tackle and four at left tackle . . . Named as a first-team All-Big Ten Conference choice by the league's coaches . . . Winner of school's Hugh H. Rader Award . . . Played in 12 games with 11 starts at left tackle as a sophomore . . . Named an honorable mention All-Big Ten Conference selection by the league's coaches and media . . . Saw action in seven games as a redshirt freshman . . . Redshirted as a true freshman in 1999 . . . Holds a B.S. degree in general studies . . . Attended Hinsdale South High School in Clarendon Hills, Ill., where he was a member of the Dean's List . . . Named as first-team All-USA by USA Today, adding Parade, Prep Star and Prep Football Report All-America honors . . . Ranked as the No. 3 offensive tackle in the country and the 50th overall player in the nation, according to Prep Football Report . . . Lettered four times on the football squad, starting his final three years on the offensive line . . . Also lettered in wrestling and track . . . Threw the shot put a career-best 53 feet and the discus 153 feet . . . Lists Lance Armstrong as favorite athlete, "Fight Club" as favorite movie, "The Family Guy" as favorite television show, "The Da Vinci Code" as favorite book and The Red Hot Chili Peppers as favorite musical group . . . Enjoys fishing in spare time . . . Full name is Anthony M. Pape, born September 29, 1981, in Chicago, Ill.

Was placed on the Dolphins' Reserve/Did Not Report list on July 24, 2005, where he remained for all of last season . . . Originally was the first of two seventh-round draft choices (221st overall) by Miami in 2004 . . . Was waived on September 5, 2004 and signed to the practice squad on September 6 where he spent his entire rookie season . . . Was allocated to Berlin of the NFL Europe League in the spring of 2005 . . . Started all 11 games for a Thunder team that

Jason Rader

85 Tight End

Height/Weight ..6-4, 274

Born4/12/81

CollegeMarshall



Signed with the Dolphins as a free agent on June 13, 2005 . . . In preseason with the team, caught four passes for 25 yards and two touchdowns . . . Was waived by Miami on September 3 . . . Was signed to the practice squad on November 9 where he spent the final eight games of the season . . . Was re-signed on January 4, 2006 . . . Played with the Rhein Fire of the NFL Europe League in the spring of 2005 . . . Caught 21 passes for 189 yards . . .

Originally went to training camp with

Atlanta as an undrafted college free agent in 2004 before being waived by the Falcons prior to the regular season . . . Played his final two collegiate seasons (2002-03) at Marshall after transferring from Georgia, where he performed from 1999-2000 . . . In two seasons at Marshall, started 22 of the 25 games in which he played and caught 60 passes for 558 yards and five touchdowns . . . Registered 30 receptions for 233 yards and three scores as a senior in 2003 . . . Appeared in 11 games, including one start, for the Bulldogs in 2000 and had two receptions for 31 yards . . . Majored in sports management . . . Prepped at St. Albans (W.Va.) High School, where he lettered in football, basketball and track . . . Enjoys listening to music and going to the movies in spare time . . . Full name is Jason Randolph Rader, born April 12, 1981.

Gerald Riggs, Jr.

38 Running Back

Height/Weight ..5-11, 229

Born9/28/83

CollegeTennessee



Signed with the Dolphins as an undrafted college free agent on May 5, 2006 . . . Was a four-year letterman (2002-05) at Tennessee who played in 37 games, including eight starts . . . Totaled 1,893 yards rushing and 10 touchdowns on 383 attempts (4.9 avg.), while also catching 20 passes for 123 yards . . . Had his most productive season as a junior when he started three of the 13 games in which he appeared and rushed for a team-high 1,107 yards and six TDs on 193 carries, a

5.7-yard average per attempt . . . Surpassed the 100-yard rushing mark six times, including three of the last four games . . . Ran for a career-high 182 yards and two touchdowns on just 11 attempts against Auburn . . . Rushed for 530 yards and three scores on 127 carries in six games as a senior before missing the final five contests with an ankle injury . . . Majored in communications . . . Attended Red Bank High School in Chattanooga, Tenn., where he helped lead the school to the Class 5A state title as a junior . . . Set school career marks with 6,046 yards rushing, 724 attempts and 90 touchdowns . . . Also amassed 225 career tackles . . . As a senior, established school single-season standards by rushing for 2,437 yards and 39 TDs . . . Was the recipient of the 2001 Bobby Dodd National Back of the Year Award by the Atlanta Touchdown Club . . . Also lettered in track where he competed in the 100-meter dash and turned in a personal-best time of 10.6 . . . Son of Gerald Riggs, who played running back for ten years in the NFL with Atlanta (1982-88) and Washington (1989-91) . . . Full name is Gerald Antonio Riggs, Jr., born September 28, 1983 in Atlanta.

Siddeeq Shabazz

44 Safety

Height/Weight ..5-11, 200

Born2/5/81

College ..New Mexico St.



Signed with the Dolphins as a free agent on January 17, 2006 . . . Was allocated to the NFL Europe League this past spring where he played with the Rhein Fire . . . With the Fire, ranked third on the team with 40 tackles . . . Added an interception, four passes defended, a forced fumble and four stops on special teams . . . Was in training camp with Washington in 2005 . . . Was released by the Redskins on September 3 . . . Was signed by New Orleans on October 13 . . .

Played in two games and was inactive for two . . . Recorded one special teams tackle before being waived by the Saints on November 7 . . . Originally a seventh-round draft choice (246th

overall) of Oakland in 2003 . . . Played in four games with the Raiders in his rookie season before being claimed off waivers by Atlanta on October 2 . . . Appeared in six games with the Falcons and tallied five stops and a fumble recovery on special teams . . . Played in 15 games, all in a reserve role, with Atlanta in 2004 and registered one tackle . . . Was claimed off waivers by Cincinnati on April 28, 2005 and then released by the Bengals on May 27, 2005 . . . Played in 46 games, including 24 starts, during his four-year collegiate career at New Mexico (1999-2002) . . . Registered 233 tackles, four interceptions, seven passes defended, three fumble recoveries and five forced fumbles . . . Started every game at strong safety as a senior when he was a first-team All-Sun Belt Conference pick, the second straight year that he earned this honor . . . Majored in business . . . Grew up in Chaparral, N.M . . . Lived in Frankfurt, Germany until he was five years old where his father was stationed with the U.S. Army . . . Played cornerback and running back at Gadsden High School in Anthony, N.M . . . Also lettered in track, where he set the school record in the long jump with a mark of 22' 11" . . . Qualified for the state meet in the long jump, 100-meter dash and 4x200-meter relay . . . Full name is Siddeeq Muneer Shabazz, born February 5, 1981 in Frankfurt, Germany.

SIDDEEQ SHABAZZ'S NFL REGULAR SEASON STATISTICS

YEAR TEAM	GP	GS	TACKLES					INTERCEPTIONS					FUMBLES		
			TOT	SOLO	ASST	SK	YDS	NO	YDS	LG	TD	PD	FF	FR	YDS
2003 Oakland	4	0	0	0	0	0	0	0	0	-	0	0	0	0	0
Atlanta	6	0	0	0	0	0	0	0	0	-	0	0	0	0	0
2004 Atlanta	15	0	1	1	0	0	0	0	0	-	0	0	0	0	0
2005 New Orleans	2	0	0	0	0	0	0	0	0	-	0	0	0	0	0
NFL TOTALS	27	0	1	1	0	0	0	0	0	-	0	0	0	0	0

ADDITIONAL STATS

Special Teams Tackles: (Atlanta) 5 in 2003, 8 in 2004 (New Orleans) 1 in 2005 for total of 14
Special Teams Fumble Recoveries: 1 in 2003

Matt Sinclair

48 Linebacker

Height/Weight6-2, 245

Born7/24/82

CollegeIllinois



Signed with the Dolphins as a free agent on January 6, 2006 . . . Was allocated to the NFL Europe League this spring where he played for the Frankfurt Galaxy . . . Helped the team to the World Bowl title as he ranked third on the squad with 49 tackles and was second with three sacks . . . Added four passes defended and four stops on special teams . . . Went to camp with Baltimore as an undrafted college free agent in 2005 . . . Recorded four tackles and a sack in preseason with

the Ravens before being waived on September 3 . . . Played in 45 games during his four-year career at Illinois (2001-04) . . . Started his final three seasons . . . Amassed 278 tackles, 18 stops for loss and 10 sacks . . . Led team in tackles as both a junior and senior, with 129 and 87, respectively . . . Had four sacks apiece both seasons . . . Majored in speech communications . . . Prepped at St. Louis (Mo.) University High School, where he played linebacker and tight end . . . Helped lead team to a pair of district championships . . . Also lettered three times in basketball . . . Was involved in a mentoring program for young children at Illinois . . . Served as a secretary for his high school's Cultural Enrichment Program as a Student Ambassador . . . Was a scholar-athlete finalist all four years in high school and was a member of the honor roll every semester . . . Full name is Matthew Christopher Sinclair, born July 24, 1982 in St. Louis, Mo.

Art Thomas

41 Cornerback

Height/Weight6-3, 214
Born9/24/79
CollegeVirginia



Signed with the Dolphins as an undrafted college free agent on January 6, 2006 . . . Was allocated to the NFL Europe League this spring where he played with the Amsterdam Admirals . . . Registered 25 tackles and three passes defended . . . Also was credited with a pair of stops on special teams and a blocked field goal . . . Originally went to camp with the Jets as an undrafted college free agent in 2004 . . . Was

waived by the Jets on August 8 and subsequently was signed to the Giants' practice squad on September 21 where he spent the remainder of the '04 season . . . Was re-signed by the Giants on January 3, 2005 . . . Was waived by the Giants on August 2, 2005 and then signed by the Jets on August 11 . . . Was released by the Jets on August 27 . . . Appeared in 49 games during his four-year career at Virginia (2000-03) . . . Played cornerback his first three seasons before moving to wide receiver as a senior . . . Started nine games at cornerback, including seven as a sophomore and two in his junior campaign . . . Career totals as a cornerback include 84 tackles, an interception and three fumble recoveries . . . Had a 92-yard fumble return for a touchdown against Penn State as a sophomore and a 42-yard interception return for a touchdown against Akron as a junior . . . As a receiver in 2003, caught 14 passes for 203 yards and a touchdown . . . Also returned 23 kickoff for a 17.3-yard average in his career . . . Earned degree in anthropology . . . Attended Fork Union Military Academy in Virginia in 1999-2000 before enrolling at Virginia . . . Attended Cumberland Valley High School in Mechanicsburg, Pa., where he lettered in football, basketball and track . . . Set the school record in the 100-yard dash, 4x100 and 4x400 relays and the triple jump . . . Full name is Arthur Andrew Thomas, born September 24, 1979 in New York, N.Y.

Orrin Thompson

61 Tackle

Height/Weight6-5, 315
Born11/11/82
CollegeDuke



Signed with the Dolphins as an undrafted college free agent on April 29, 2005 . . . Was converted to offensive tackle after spending his entire collegiate career as a defensive lineman . . . Was waived on August 30 and then signed to the practice squad on September 5, where he spent the whole season . . . Was re-signed on January 4, 2006 . . . Was allocated to Berlin of the NFL Europe League this past spring . . . Spent the entire year on the team's injured

list . . . Four-year letterman (2001-04) at Duke, who started 27 of the 46 games in which he appeared at defensive tackle, including 27 of 35 over his final three seasons . . . Concluded his career with 141 tackles, 16 stops for loss, 3.5 sacks and a fumble recovery . . . Started all 11 games as a senior when he recorded a career-high 57 tackles . . . Earned degree in psychology . . . Prepped at Charlotte (N.C.) Christian High School, where he was an honorable mention all-state selection as a senior . . . Also lettered in basketball, track and tennis . . . Was a member of the National Honor Society . . . Brother, Jeremy is a junior defensive end on the Wake Forest football team . . . Enjoys reading the books of C.S. Lewis . . . Full name is Orrin C. Thompson, born November 11, 1982 in Camden, N.J.

Marcus Vick

16 WR/QB/Spec.

Height/Weight6-0, 207
Born3/20/84
CollegeVirginia Tech




Signed with the Dolphins as an undrafted college free agent on May 16, 2006 after attending the team's rookie minicamp from May 5-7 on a tryout basis . . . Lettered two years (2003, 2005) as a quarterback at Virginia Tech, during which time he completed 207 of 346 passes (59.8%) for 2,868 yards with 19 touchdowns and 15 interceptions, and also rushed for 482 yards and six touchdowns on 184 attempts . . . Lone

season as a starter was 2005 when he opened all 13 contests and led the Hokies to an 11-2 record and a victory over Louisville in the Toyota Gator Bowl . . . Connected on 177 of 289 passes (61.2%) for 2,393 yards with 17 touchdowns and 10 interceptions, and also rushed for 380 yards and six TDs on 147 carries . . . Was a first-team All-Atlantic Coast Conference selection . . . Was suspended from the team in 2004 . . . Majored in apparel, housing and resource management . . . Attended Warwick High School in Newport News, Va . . . Is the younger brother of former Virginia Tech and current Atlanta Falcons quarterback Michael Vick . . . Full name is Marcus Deon Vick, born March 20, 1984 in Newport News, Va.

Jason Willis

15 Wide Receiver

Height/Weight6-1, 196
 Born7/26/80
 CollegeOregon



. . . Was released by the Seahawks on September 5, 2004 and then signed to the team's practice squad on September 6 . . . Was activated to the 53-man roster on December 10, 2004 . . . Was inactive for his first three games before making his NFL debut in a reserve role in finale vs. Atlanta (1/2/05), when he was credited with one special teams tackle . . . Was a walk-on at Oregon who went on to catch 93 passes for 1,117 yards and two touchdowns in 47 career games from 1999-2002 . . . Had career-high figures of 43 receptions and 448 yards as a junior . . . Attended St. Bernard High School in Playa del Rey, Calif., where he played running back and safety . . . Full name is Jason Patrick Willis, born July 26, 1980 in Los Angeles, Calif.

Went to training camp with Seattle last year before being waived by the team on August 29 . . . Was signed to the Dolphins' practice squad on November 2 where he spent the final nine games of the season . . . Was re-signed on January 4, 2006 . . . Went to camp with Seattle as an undrafted college free agent in 2003 . . . Spent his entire rookie season on injured reserve with an ankle injury . . . Played with Frankfurt of the NFL Europe League in the spring of 2004

DOLPHINS NAME

Mariners, Marauders, Mustangs, Missiles, Moons, Sharks, Suns. None of those other names suggested to the American Football League expansion franchise in 1965 could raise a fin to the runaway winner.

"Dolphins" was submitted by 622 entrants in a contest which attracted 19,843 entries and more than a thousand different names. The dozen finalists were delivered to a seven-member screening committee of local media.

The bottlenose dolphin, an intelligent creature with an irresistible built-in grin, has inspired wonder for centuries. Plutarch observed 1,900 years ago that the dolphin "is the only creature who loves man for his own sake." Every trainer will have a tale of the dolphin's cleverness and ingenuity, and scientists are fascinated by a dolphin's natural equipment which far surpasses the range of Navy sonar equipment.

"The dolphin is one of the fastest and smartest creatures of the sea," Joe Robbie said in announcing the team name on October 8, 1965. "Dolphins can attack and kill a shark or a whale. Sailors say bad luck will come to anyone who harms one of them."

Mrs. Robert Swanson of West Miami won two lifetime passes to Dolphins games with her nickname entry. The tiebreaker was picking the winner and score of the 1965 game between the University of Miami and Notre Dame. It ended in a scoreless tie.



Mrs. Robert Swanson (left), with Dolphins owner Joe Robbie.

HOW MIAMI WAS BUILT

(Includes any players currently with the team who finished the 2005 season on the 53-man roster or a reserve list)

YEAR	DRAFT (21)	FREE AGENTS/ WAIVERS (22)	TRADES (2)
1996	LB Zach Thomas (5c)		
1997	DE Jason Taylor (3a)	K Olindo Mare (FA)	
2001	WR Chris Chambers (2) RB Travis Minor (3a)	DE David Bowens (FA)	
2002	C Seth McKinney (3) TE Randy McMichael (4)		
2003	LB Eddie Moore (2) C Wade Smith (3a) S Jeremiah Bell (6c)	DT Jeff Zgonina (UFA-St. Louis)	
2004	T Vernon Carey (1) CB Will Poole (4) G Rex Hadnot (6) T Tony Pape (7a) LB Derrick Pope (7b)	G Jeno James (UFA-Carolina) T Damion McIntosh (UFA-San Diego) RB Sammy Morris (UFA-Buffalo) KR Wes Welker (FA)	WR Marty Booker (from Chicago)
2005	RB Ronnie Brown (1) DE Matt Roth (2) LB Channing Crowder (3) CB Travis Daniels (4) T Anthony Alabi (5) DT Kevin Vickerson (7) DT Manuel Wright (S-5)	FB Darian Barnes (FA) G Joe Berger (FA) G C.J. Brooks (FA) DE Kevin Carter (FA) LS John Denney (FA) DT Vonnice Holliday (FA) CB Eddie Jackson (W-Carolina) P Donnie Jones (FA) LB Mike Labinjo (W-Indianapolis) S Norman LeJeune (FA) CB Shirdonya Mitchell (FA) WR Cliff Russell (FA) LB Donnie Spragan (UFA-Denver) S Travares Tillman (UFA-Carolina) DT Keith Traylor (FA)	QB Cleo Lemon (from San Diego)

DOLPHINS HOLD NFL RECORD FOR CONSECUTIVE HOME WINS

The Dolphins own the NFL record for consecutive home games won. Over a four year stretch from 1971-74, they compiled 27 straight regular season wins at the Orange Bowl. The streak began in the second home game of '71, a 41-3 decision over New England on October 17, and ended in the 1975 season-opener, a 31-21 loss to Oakland on September 22. The most recent team to threaten this mark was the Green Bay Packers, who won 25 consecutive regular season contests at Lambeau Field between 1995-98, before dropping a 37-24 decision to Minnesota on October 5, 1998.

MIAMI DOLPHINS 2006

NO.	NAME	POS.	HT.	WT.	BIRTH-DATE
79	Alabi, Anthony	T	6-5	315	2/16/81
25	Allen, Will	CB	5-10	196	8/5/78
63	Anderson, Bennie	G	6-5	345	2/17/77
36	Barnes, Darian	FB	6-2	240	2/29/80
40	Beasley, Fred	FB	6-0	245	9/18/74
37	Bell, Jeremiah	S	6-0	200	3/3/78
65	Berger, Joe	G	6-5	305	5/25/82
86	Booker, Marty	WR	6-0	210	7/31/76
96	Bowens, David	DE	6-3	265	7/3/77
69	Brooks, C.J.	G	6-5	310	8/21/82
9	Broussard, Jamall	WR	5-9	175	8/19/81
23	Brown, Ronnie	RB	6-0	232	12/12/81
80	Campbell, Kelly	WR	5-10	175	7/23/80
72	Carey, Vernon	T	6-5	335	7/31/81
93	Carter, Kevin	DE	6-6	305	9/21/73
84	Chambers, Chris	WR	5-11	210	8/12/78
35	Cooper, Deke	S	6-2	210	10/18/77
52	Crowder, Channing	LB	6-2	245	12/02/83
8	Culpepper, Daunte	QB	6-4	265	1/28/77
21	Daniels, Travis	CB	6-1	192	9/8/82
97	Denney, John	LS	6-5	270	12/13/78
29	Goodman, André	CB	5-10	185	8/11/78
95	Green, Howard	DT	6-2	320	1/12/79
66	Hadnot, Rex	C/G	6-2	325	1/28/82
3	Harrington, Joey	QB	6-4	220	10/21/78
89	Heinrich, Keith	TE	6-5	250	3/19/79
24	Hill, Renaldo	S	5-11	190	11/12/78
50	Hodge, Sedrick	LB	6-4	246	9/13/78
91	Holliday, Vonnie	DT	6-5	288	12/11/75
20	Jackson, Eddie	CB	6-0	200	12/19/80
78	James, Jeno	G	6-4	320	1/12/77
47	Johnson, Teyo	TE	6-6	245	11/29/81
5	Jones, Donnie	P	6-3	222	7/5/80
53	Labinjo, Mike	LB	6-1	255	7/8/80
30	Lehan, Michael	CB	6-0	190	11/25/79
42	LeJeune, Norman	S	6-0	210	5/10/80
17	Lemon, Cleo	QB	6-2	215	8/16/79
10	Mare, Olindo	K	5-11	190	6/6/73
77	McIntosh, Damion	T	6-4	320	3/25/77
68	McKinney, Seth	C/G	6-3	310	6/12/79
81	McMichael, Randy	TE	6-3	255	6/28/79
28	Minor, Travis	RB	5-10	203	6/30/79
22	Mitchell, Shirdonya	CB	5-11	183	5/16/82
58	Moore, Eddie	LB	6-1	235	7/5/80
31	Morris, Sammy	RB	6-0	218	3/23/77
14	Murphy, Frank	WR	6-0	206	2/11/77
55	Newman, Keith	LB	6-2	250	1/19/77
71	Pearson, Mike	T	6-7	302	8/22/80
87	Peelle, Justin	TE	6-4	255	3/15/79
27	Poole, Will	CB	5-10	192	7/24/81
56	Pope, Derrick	LB	6-0	232	5/4/82
98	Roth, Matt	DE	6-4	272	10/14/82
88	Russell, Cliff	WR	5-11	190	2/8/79
44	Shabazz, Siddeeq	S	5-11	200	2/5/81
76	Shaw, Josh	DT	6-3	305	9/17/79
70	Shelton, L.J.	T	6-6	345	3/21/76
74	Smith, Wade	C	6-4	318	4/26/81
59	Spragan, Donnie	LB	6-3	242	7/12/76
99	Taylor, Jason	DE	6-6	255	9/1/74
54	Thomas, Zach	LB	5-11	228	9/1/73
26	Tillman, Travares	S	6-1	205	10/8/77
94	Traylor, Keith	DT	6-2	337	9/3/69
92	Vickerson, Kevin	DT	6-5	305	1/8/83
83	Welker, Wes	WR	5-9	185	5/1/81
75	Wright, Manuel	DT	6-6	329	4/13/84
90	Zgonina, Jeff	DT	6-2	290	5/24/70

VETERANS ROSTER

NFL EXP.	COLLEGE	HOMETOWN	HOW ACQUIRED
2	Texas Christian '05	San Antonio, Texas	D5, '05
6	Syracuse '01	Syracuse, N.Y.	UFA, '06 (NYG)
6	Tennessee State '00	St. Louis, Mo.	FA, '06
5	Hampton '02	Toms River, N.J.	FA, '05
9	Auburn '98	Montgomery, Ala.	UFA, '06 (S.F.)
3	Eastern Kentucky '03	Winchester, Ky.	D6, '03
2	Michigan Tech '05	Newaygo, Mich.	FA, '05
8	Louisiana-Monroe '99	Jonesboro, La.	T, '04 (Chi.)
7	Western Illinois '99	Detroit, Mich.	FA, '01
2	Maryland '05	Morrow, Ga.	FA, '05
2	San Jose State '04	Kingwood, Texas	W, '06 (Cinn.)
2	Auburn '05	Cartersville, Ga.	D1, '05
4	Georgia Tech '02	Atlanta, Ga.	FA, '06
3	Miami (Fla.) '04	Miami, Fla.	D1, '04
12	Florida '95	Tallahassee, Fla.	FA, '05
6	Wisconsin '01	Cleveland, Ohio	D2, '01
5	Notre Dame '00	Evansville, Ind.	UFA, '06 (Jax.)
2	Florida '06	Atlanta, Ga.	D3, '05
8	Central Florida '99	Ocala, Fla.	T, '06 (Minn.)
2	Louisiana State '05	Hollywood, Fla.	D4, '05
2	Brigham Young '05	Thornton, Colo.	FA, '05
5	South Carolina '02	Greenville, S.C.	UFA, '06 (Det.)
3	Louisiana State '02	Donaldsonville, La.	FA, '06
3	Houston '04	Lufkin, Texas	D6, '04
5	Oregon '02	Portland, Ore.	T, '06 (Det.)
5	Sam Houston State '02	Tomball, Texas	UFA, '06 (Cle.)
6	Michigan State '01	Detroit, Mich.	UFA, '06 (Oak.)
6	North Carolina '01	Atlanta, Ga.	UFA, '06 (N.O.)
9	North Carolina '98	Camden, S.C.	FA, '05
3	Arkansas '04	Richardson, Texas	W, '05 (Car.)
7	Auburn '00	Montgomery, Ala.	UFA, '04 (Car.)
3	Stanford '03	San Diego, Calif.	FA, '06
3	Louisiana State '03	Baton Rouge, La.	FA, '05
2	Michigan State '04	Toronto, Ont.	W, '05 (Ind.)
4	Minnesota '03	Hopkins, Minn.	FA, '06
2	Louisiana State '03	Brusly, La.	FA, '05
3	Arkansas State '01	Greenwood, Miss.	T, '05 (S.D.)
10	Syracuse '96	Cooper City, Fla.	FA, '97
7	Kansas State '00	Pembroke Pines, Fla.	UFA, '04 (S.D.)
5	Texas A&M '02	Austin, Texas	D3, '02
5	Georgia '02	Fort Valley, Ga.	D4, '02
6	Florida State '01	Baton Rouge, La.	D3a, '01
2	Missouri '05	Arlington, Texas	FA, '05
4	Tennessee '03	South Pittsburg, Tenn.	D2, '03
7	Texas Tech '00	San Antonio, Texas	UFA, '04 (Buf.)
4	Kansas State '00	Callahan, Fla.	FA, '06
8	North Carolina '99	Tampa, Fla.	UFA, '06 (Minn.)
5	Florida '02	Seffner, Fla.	UFA, '06 (Jax)
5	Oregon '02	Dublin, Calif.	UFA, '06 (S.D.)
3	Southern California '04	Queens, N.Y.	D4, '04
3	Alabama '04	Galveston, Texas	D7b, '04
2	Iowa '05	Villa Park, Ill.	D2, '05
5	Utah '02	Fayetteville, N.C.	FA, '05
3	New Mexico St. '03	Chaparral, N.M.	FA, '06
3	Michigan State '02	Ft. Lauderdale, Fla.	FA, '06
8	Eastern Michigan '99	Rochester, Mich.	UFA, '06 (Cle.)
4	Memphis '03	Dallas, Texas	D3a, '03
6	Stanford '99	Union City, Calif.	UFA, '05 (Den.)
10	Akron '97	Pittsburgh, Pa.	D3a, '97
11	Texas Tech '96	Pampa, Texas	D5c, '96
6	Georgia Tech, '00	Lyons, Ga.	UFA, '05 (Car.)
16	Central St. (Okla.) '91	Malvern, Ark.	FA, '05
2	Michigan State '05	Detroit, Mich.	D7, '05
3	Texas Tech '04	Oklahoma City, Okla.	FA, '04
2	Southern California '07	Compton, Calif.	D5 (Sup.), '05
14	Purdue '93	Mundelein, Ill.	UFA, '03 (St.L.)

MIAMI DOLPHINS 2006 ROOKIE

NO.	NAME	POS.	HT.	WT.	BIRTH-DATE
60	Akah, Emmanuel	G	6-3	330	2/8/79
32	Allen, Jason	S	6-1	213	7/5/83
19	Aromashodu, Devin	WR	6-2	202	5/23/84
7	Berlin, Brock	QB	6-1	215	7/4/81
51	Bray, Trent	LB	6-0	227	9/28/82
9	Davis, Chris	WR	6-2	200	10/9/81
62	Evans, Frederick	DT	6-4	305	10/6/83
60	Fifita, Steve	DT	6-0	327	5/16/82
18	Gibson, Fred	WR	6-4	202	10/26/81
82	Hagan, Derek	WR	6-2	203	9/21/84
33	Harris, Kay-Jay	RB	6-0	235	3/27/79
49	Harris, Travis	LB	6-2	240	8/02/81
11	Holland, Justin	QB	6-2	219	4/16/83
43	Hunt, Jack	S	6-0	195	11/30/81
64	Ishola, Ben	DE	6-3	248	6/8/80
4	Kimble, Eric	WR	5-11	195	6/8/83
2	Kimrin, Ola	K	6-3	230	2/29/72
57	McGrew, Sam	LB	6-2	244	7/28/84
6	Olmsted, Thomas	P	6-4	214	12/28/83
73	Pape, Tony	T	6-6	310	9/29/81
85	Rader, Jason	TE	6-4	274	4/12/81
38	Riggs, Gerald Jr.	RB	5-11	229	9/28/83
48	Sinclair, Matt	LB	6-2	245	7/24/82
41	Thomas, Art	CB	6-3	214	9/24/79
61	Thompson, Orrin	T	6-6	310	11/11/82
67	Toledo, Joe	T	6-5	332	10/20/82
16	Vick, Marcus	WR/QB/Spec.	6-0	216	3/20/84
15	Willis, Jason	WR	6-1	196	7/26/80
1	Wright, Rodrique	DT	6-5	303	7/31/84

AND FIRST-YEAR ROSTER

NFL EXP.	COLLEGE	HOMETOWN	HOW ACQUIRED
R	Winston-Salem '05	London, England	FA, '06
R	Tennessee '06	Muscle Shoals, Ala.	D1, '06
R	Auburn '06	Miami, Fla.	D7c, '06
1	Miami (Fla.) '05	Shreveport, La.	FA, '06
R	Oregon State	Pullman, Wash.	FA, '06
1	Southern '04	Greensburg, La.	FA '05
R	Texas State '06	Morgan Park, Ill.	D7a, '06
R	Utah '06	Fountain Valley, Calif.	FA, '06
1	Georgia '05	Waycross, Ga.	FA, '05
R	Arizona State '06	Palmdale, Calif.	D3, '06
1	West Virginia '05	Tampa, Fla.	FA, '05
1	Florida '05	Decatur, Ga.	FA, '06
R	Colorado State	Lakewood, Colo.	FA, '06
1	Louisiana State '05	Ruston, La.	FA, '05
R	Indiana '06	Berlin, Germany	FA, '06
R	Eastern Washington '06	Tacoma, Wash.	FA, '06
1	UTEP '99	Malmö, Sweden	FA, '06
R	Florida State '06	Crawfordville, Fla.	FA, '06
R	Troy '06	Lake City, Fla.	FA, '06
1	Michigan '04	Clarendon Hills, Ill.	D7a, '04
1	Marshall '03	St. Albans, W.Va.	FA, '05
R	Tennessee '06	Chattanooga, Tenn.	FA, '06
1	Illinois '05	St. Louis, Mo.	FA, '06
1	Virginia '04	Mechanicsburg, Pa.	FA, '06
1	Duke '05	Camden, N.J.	FA, '05
R	Washington '06	Encinitas, Calif.	D4, '06
R	Virginia Tech '06	Newport News, Va.	FA, '06
1	Oregon '03	Los Angeles, Calif.	FA, '05
R	Texas '06	Houston, Texas	D7b, '06

2006 NUMERICAL ROSTER

1	Wright, Rodrique.....	DT	54	Thomas, Zach	LB
2	Kimrin, Ola	K	55	Newman, Keith	LB
3	Harrington, Joey	QB	56	Pope, Derrick.....	LB
4	Kimble, Eric	WR	57	McGrew, Sam	LB
5	Jones, Donnie	P	58	Moore, Eddie.....	LB
6	Olmsted, Thomas	P	59	Spragan, Donnie	LB
7	Berlin, Brock	QB	60	Fifita, Steve.....	DT
8	Culpepper, Daunte	QB	60	Akah, Emmanuel	G
9	Davis, Chris	WR	61	Thompson, Orrin	T
9	Broussard, Jamall	WR	62	Evans, Frederick	DT
10	Mare, Olindo	K	63	Anderson, Bennie	G
11	Holland, Justin	QB	64	Ishola, Ben	DE
14	Murphy, Frank	WR	65	Berger, Joe	G
15	Willis, Jason.....	WR	66	Hadnot, Rex	C/G
16	Vick, Marcus.....	WR/QB/Spec.	67	Toledo, Joe	T
17	Lemon, Cleo	QB	68	McKinney, Seth	C/G
18	Gibson, Fred	WR	69	Brooks, C.J.....	G
19	Aromashodu, Devin	WR	70	Shelton, L.J.....	T
20	Jackson, Eddie	CB	71	Pearson, Mike	T
21	Daniels, Travis.....	CB	72	Carey, Vernon	T
22	Mitchell, Shirdonya	CB	73	Pape, Tony.....	T
23	Brown, Ronnie	RB	74	Smith, Wade	C
24	Hill, Renaldo	S	75	Wright, Manuel	DT
25	Allen, Will	CB	76	Shaw, Josh	DT
26	Tillman, Travares	S	77	McIntosh, Damion	T
27	Poole, Will	CB	78	James, Jenó	G
28	Minor, Travis	RB	79	Alabi, Anthony	T
29	Goodman, André	CB	80	Campbell, Kelly	WR
30	Lehan, Michael	CB	81	McMichael, Randy	TE
31	Morris, Sammy	RB	82	Hagan, Derek	WR
32	Allen, Jason.....	S	83	Welker, Wes.....	WR
33	Harris, Kay-Jay	RB	84	Chambers, Chris	WR
35	Cooper, Deke	S	85	Rader, Jason.....	TE
36	Barnes, Darian	FB	86	Booker, Marty	WR
37	Bell, Jeremiah	S	87	Peelle, Justin	TE
38	Riggs, Gerald Jr.....	RB	88	Russell, Cliff.....	WR
40	Beasley, Fred	FB	89	Heinrich, Keith.....	TE
41	Thomas, Art	CB	90	Zgonina, Jeff	DT
42	LeJeune, Norman	S	91	Holliday, Vonnie.....	DT
43	Hunt, Jack	S	92	Vickerson, Kevin	DT
44	Shabazz, Siddeeq	S	93	Carter, Kevin	DE
47	Johnson, Teyo	TE	94	Traylor, Keith	DT
48	Sinclair, Matt	LB	95	Green, Howard	DT
49	Harris, Travis	LB	96	Bowens, David	DE
50	Hodge, Sedrick	LB	97	Denney, John	LS
51	Bray, Trent	LB	98	Roth, Matt.....	DE
52	Crowder, Channing	LB	99	Taylor, Jason.....	DE
53	Labinjo, Mike	LB			

2006 POSITIONAL ROSTER

QUARTERBACKS (5)

3	Harrington, Joey	QB
7	Berlin, Brock	QB
8	Culpepper, Daunte	QB
11	Holland, Justin	QB
17	Lemon, Cleo	QB

RUNNING BACKS (7)

23	Brown, Ronnie	RB
28	Minor, Travis	RB
31	Morris, Sammy	RB
33	Harris, Kay-Jay	RB
36	Barnes, Darian	FB
38	Riggs, Gerald Jr.	RB
40	Beasley, Fred	FB

WIDE RECEIVERS (14)

4	Kimble, Eric	WR
9	Broussard, Jamall	WR
9	Davis, Chris	WR
14	Murphy, Frank	WR
15	Willis, Jason	WR
16	Vick, Marcus	WR/QB/Spec.
18	Gibson, Fred	WR
19	Aromashodu, Devin	WR
80	Campbell, Kelly	WR
82	Hagan, Derek	WR
83	Welker, Wes	WR
84	Chambers, Chris	WR
86	Booker, Marty	WR
88	Russell, Cliff	WR

TIGHT ENDS (5)

47	Johnson, Teyo	TE
81	McMichael, Randy	TE
85	Rader, Jason	TE
87	Peelle, Justin	TE
89	Heinrich, Keith	TE

OFFENSIVE LINEMEN (16)

60	Akah, Emmanuel	G
61	Thompson, Orrin	T
63	Anderson, Bennie	G
65	Berger, Joe	G
66	Hadnot, Rex	C/G
67	Toledo, Joe	T
68	McKinney, Seth	C/G
69	Brooks, C.J.	G
70	Shelton, L.J.	T
71	Pearson, Mike	T
72	Carey, Vernon	T
73	Pape, Tony	T
74	Smith, Wade	C
77	McIntosh, Damion	T
78	James, Jeno	G
79	Alabi, Anthony	T

KICKERS (2)

2	Kimrin, Ola	K
10	Mare, Olindo	K

DEFENSIVE LINEMEN (15)

1	Wright, Rodrique	DT
60	Fifita, Steve	DT
62	Evans, Frederick	DT
64	Ishola, Ben	DE
75	Wright, Manuel	DT
76	Shaw, Josh	DT
90	Zgonina, Jeff	DT
91	Holliday, Vonnie	DT
92	Vickerson, Kevin	DT
93	Carter, Kevin	DE
94	Traylor, Keith	DT
95	Green, Howard	DT
96	Bowens, David	DE
98	Roth, Matt	DE
99	Taylor, Jason	DE

LINEBACKERS (12)

48	Sinclair, Matt	LB
49	Harris, Travis	LB
50	Hodge, Sedrick	LB
51	Bray, Trent	LB
52	Crowder, Channing	LB
53	Labinjo, Mike	LB
54	Thomas, Zach	LB
55	Newman, Keith	LB
56	Pope, Derrick	LB
57	McGrew, Sam	LB
58	Moore, Eddie	LB
59	Spragan, Donnie	LB

DEFENSIVE BACKS (16)

20	Jackson, Eddie	CB
21	Daniels, Travis	CB
22	Mitchell, Shirdonya	CB
24	Hill, Renaldo	S
25	Allen, Will	CB
26	Tillman, Travares	S
27	Poole, Will	CB
29	Goodman, André	CB
30	Lehan, Michael	CB
32	Allen, Jason	S
35	Cooper, Deke	S
37	Bell, Jeremiah	S
41	Thomas, Art	CB
42	LeJeune, Norman	S
43	Hunt, Jack	S
44	Shabazz, Siddeeq	S

PUNTERS (2)

5	Jones, Donnie	P
6	Olmsted, Thomas	P

SPECIALISTS (1)

97	Denney, John	LS
----	--------------	----

2005 DOLPHINS STATISTICS

REGULAR SEASON RESULTS (9-7)

DATE	OPPONENT	SCORE	W/L	ATTENDANCE
SEPT. 11	DENVER	34-10	W	72,324
Sept. 18	at New York Jets	7-17	L	77,918
SEPT. 25	CAROLINA	27-24	W	72,288
Oct. 9	at Buffalo	14-20	L	72,160
Oct. 16	at Tampa Bay	13-27	L	65,168
OCT. 21	KANSAS CITY	20-30	L	68,350
Oct. 30	at New Orleans	21-6	W	61,643
NOV. 6	ATLANTA	10-17	L	72,187
NOV. 13	NEW ENGLAND	16-23	L	73,405
Nov. 20	at Cleveland	0-22	L	72,773
Nov. 27	at Oakland	33-21	W	49,097
DEC. 4	BUFFALO	24-23	W	72,051
Dec. 11	at San Diego	23-21	W	65,026
DEC. 18	NEW YORK JETS	24-20	W	72,650
DEC. 24	TENNESSEE	24-10	W	72,001
Jan. 1	at New England	28-26	W	68,756

TEAM STATISTICS

	DOLPHINS	OPPONENTS
TOTAL FIRST DOWNS	274	319
Rushing	93	94
Passing	159	183
Penalty	22	42
Third Down: Made/Att	79/225	95/236
Third Down Efficiency	35.1	40.3
Fourth Down: Made/Att	6/15	8/19
Fourth Down Efficiency	40.0	42.1
POSSESSION AVERAGE	27:25	32:35
TOTAL NET YARDS	5198	5078
Average Per Game	324.9	317.4
Total Plays	1026	1078
Average Per Play	5.1	4.7
NET YARDS RUSHING	1898	1771
Average Per Game	118.6	110.7
Total Rushes	444	480
NET YARDS PASSING	3300	3307
Average Per Game	206.3	206.7
Sacked/Yards Lost	26/158	49/375
Gross Yards	3458	3682
Attempts/Completions	556/291	549/323
Completion Percentage	52.3	58.8
Had Intercepted	16	14
PUNTS/AVERAGE	89/43.1	92/43.0
NET PUNTING AVERAGE	89/39.0	92/37.0
PENALTIES/YARDS	132/1055	105/827
FUMBLES/BALL LOST	31/14	35/17
TOUCHDOWNS	34	35
Rushing	11	11
Passing	22	23
Returns	1	1

Score By Quarters	1	2	3	4	OT	Total
DOLPHINS	44	78	57	139	0	318
OPPONENTS	94	67	71	85	0	317

RUSHING

	NO.	YDS.	AVG.	LG	TD
Brown	207	907	4.4	65t	4
Williams	168	743	4.4	35	6
Chambers	12	92	7.7	61	0
Frerotte	27	61	2.3	14	0
Morris	16	58	3.6	9t	1
Minor	5	17	3.4	9	0
Rosenfels	6	15	2.5	12	0
Welker	1	5	5.0	5	0
Evans	1	0	0.0	0	0
D. Jones	1	0	0.0	0	0
DOLPHINS	444	1898	4.3	65t	11
OPPONENTS	480	1771	3.7	75t	11

PASSING

	ATT.	COMP.	YDS.	PCT.	TD	INT.	LG	SACK/ LOST	RATING
Frerotte	494	257	2996	52.0	18	13	60t	26/158	71.9
Rosenfels	61	34	462	55.7	4	3	77t	0/0	81.5
Booker	1	0	0	0.00	0	0	0	0/0	39.6
DOLPHINS	556	291	3458	52.3	22	16	77t	26/158	72.8
OPPONENTS	549	323	3682	58.8	23	14	60t	49/375	82.4

RECEIVING

	NO.	YDS.	AVG.	LG	TD
Chambers	82	1118	13.6	77t	11
McMichael	60	582	9.7	30t	5
Booker	39	686	17.6	60t	3
Brown	32	232	7.3	38	1
Welker	29	434	15.0	47	0
Williams	17	93	5.5	19	0
Diamond	8	54	6.8	18	0
Morris	8	54	6.8	18	0
Gilmore	5	105	21.0	44t	1
Boston	4	80	20.0	54	0
Evans	4	17	4.3	5	0
Holmes	1	2	2.0	2	0
Heller	1	1	1.0	1t	1
Minor	1	0	0.0	0	0
DOLPHINS	291	3458	11.9	77t	22
OPPONENTS	323	3682	11.4	60t	23

INTERCEPTIONS

	NO.	YDS.	AVG.	LG	TD
Schulters	4	78	19.5	37	0
Tillman	3	38	12.7	22	0
Madison	2	11	5.5	11	0
Howard	1	5	5.0	5	0
Daniels	1	4	4.0	4	0
Bell	1	0	0.0	0	0
Spragan	1	0	0.0	0	0
Z. Thomas	1	0	0.0	0	0
DOLPHINS	14	136	9.7	37	0
OPPONENTS	16	127	7.9	33	0

PUNTING

	NO.	YDS.	AVG.	NET	TB	IN 20	LG	BLK
D. Jones	88	3827	43.5	39.3	7	31	63	0
Mare	1	8	8.0	8.0	0	0	8	0
DOLPHINS	89	3835	43.1	39.0	7	31	63	0
OPPONENTS	92	3957	43.0	37.0	8	31	63	0

PUNT RETURNS

	RET.	FC	YDS.	AVG.	LG	TD
Welker	43	23	390	9.1	47	0
DOLPHINS	43	23	390	9.1	47	0
OPPONENTS	46	14	227	4.9	37	0

KICKOFF RETURNS

	NO.	YDS.	AVG.	LG	TD
Welker	61	1379	22.6	46	0
Gilmore	3	84	28.0	29	0
Minor	2	22	11.0	19	0
Bowens	1	5	5.0	5	0
Heller	1	11	11.0	11	0
DOLPHINS	68	1501	22.1	46	0
OPPONENTS	56	1425	25.4	65	0

FIELD GOALS

	1-19	20-29	30-39	40-49	50+	TOTALS
Mare	0/0	9/10	9/12	6/6	1/2	25/30
DOLPHINS	0/0	9/10	9/12	6/6	1/2	25/30
OPPONENTS	0/0	7/7	7/7	7/7	3/3	24/24

SCORING

	TDR	TDP	TDRt	PAT	FG	S	2-PT	TP
Mare	0	0	0	33/33	25/30	0	0	108
Chambers	0	11	0	0/0	0/0	0	0	66
Williams	6	0	0	0/0	0/0	0	0	36
Brown	4	1	0	0/0	0/0	0	0	30
McMichael	0	5	0	0/0	0/0	0	0	30
Booker	0	3	0	0/0	0/0	0	0	18
Taylor	0	0	1	0/0	0/0	1	0	8
Gilmore	0	1	0	0/0	0/0	0	0	6
Heller	0	1	0	0/0	0/0	0	0	6
Morris	1	0	0	0/0	0/0	0	0	6
Carter	0	0	0	0/0	0/0	1	0	2
Howard	0	0	0	0/0	0/0	1	0	2
DOLPHINS	11	22	1	33/33	25/30	3	0	318
OPPONENTS	11	23	1	31/32	24/24	1	1	317

TWO-POINT CONVERSIONS

DOLPHINS 0-1, OPPONENTS 1-3

SACKS

Taylor 12, Bowens 6, Carter 6, Holliday 5, Bell 3, Howard 2, T. Jones 2, Schulters 2, Z. Thomas 2, Traylor 2, Zgonina 2, Roth 1, Seau 1, Spragan 1, Wright 1, Team 1.

DOLPHINS 49.0, OPPONENTS 26.0

2005 DEFENSIVE STATISTICS

PLAYER	TOTAL TACK.	SOLO	ASST.	SACKS/ YDS	INT./ YARDS	PASS DEF.	FUM. FOR.	FUM. REC.
Thomas, Z.	166	112	54	2/16	1/0	3	4	1
Crowder	90	55	35			4	2	2
Taylor	77	54	23	12/80		11	4	2
Schulters	76	59	17	2/22	4/78	7	1	
Daniels	62	48	14		1/4	13		1
Madison	59	49	10		2/11	12	1	
Holliday	56	40	16	5/33		6		2
Carter	54	35	19	6/33		4	1	1
Tillman	54	33	21		3/38	5		
Howard	48	36	12	2/4	1/5	6	2	
Spragan	47	34	13	1/15	1/0	3	1	
Zgonina	45	24	21	2/11		2		1
Seau	43	20	23	1/9		2		
Traylor	40	23	17	2/14		2		
Jones, T.	35	27	8	2/24				
Pope	23	19	4				1	
Roth	22	15	7	1/6		1		1
Bell	21	13	8	3/53	1/0	4	1	
Bowens	19	16	3	6/38		3	1	
Thomas, K.	6	6	0					
Wright	4	2	2	1/10		1		
Jackson	2	1	1			1		

NOTE: special teams and miscellaneous tackles not included above.

MISCELLANEOUS TACKLES: Brown-3; Chambers-3; Diamond-3; Booker-2; McIntosh-2; McMichael-2; Gilmore-2; Barnes-1; Carey-1; Hadnot-1; Holmes-1; James-1.

MISCELLANEOUS FUMBLE RECOVERIES: Frerotte-4; Brown-2; Chambers-2; Carey-1; McDougle-1; Rosenfels-1; Welker-1; Williams-1.

DEFENSIVE TOUCHDOWNS: Taylor – 1 (85-yard fumble return vs. Denver, 9/11).

SACKS:

Taylor: 12 Sacks – (1 vs. Denver, 9/11; 2 at Buffalo, 10/9; 1 vs. Atlanta, 11/6; 1 vs. New England, 11/13; 3 at Oakland, 11/27; 3 vs. New York Jets, 12/18; 1 vs. Tennessee, 12/24)
 Carter: 6 Sacks – (1 at New York Jets, 9/18; 1 vs. Carolina, 9/25; 1 vs. Tampa Bay, 10/16; 1 at New Orleans, 10/30; 1 vs. New England, 11/13; 1 vs. Tennessee, 12/24)
 Bowens 6 Sacks – (1 vs. Atlanta, 11/6; 2 at Oakland, 11/27; 1 at San Diego, 12/11; 1 vs. New York Jets, 12/18; 1 vs. Tennessee, 12/24)
 Holliday: 5 Sacks – (1 at New Orleans, 10/30; 2 at Oakland, 11/27; 1 at San Diego, 12/11; 1 vs. Tennessee, 12/24)
 Bell: 3 Sacks – (1 at Tampa Bay, 10/16; 1 at New Orleans, 10/30; 1 at San Diego, 12/11)
 Howard: 2 Sacks – (1 at Buffalo, 10/9; 1 at New England, 1/1)
 T. Jones: 2 Sacks – (1 vs. Carolina, 9/25; 1 vs. Kansas City, 10/21)
 Schulters: 2 Sacks – (1 vs. Carolina, 9/25; 1 vs. Kansas City, 10/21)
 Z. Thomas: 2 Sacks – (1 vs. Carolina, 9/25; 1 vs. Tampa Bay, 10/16)
 Traylor: 2 Sacks – (1 at New Orleans, 10/30; 1 vs. Atlanta, 11/6)
 Zgonina: 2 Sacks – (1 at New Orleans, 10/30; 1 vs. New York Jets, 12/18)
 Roth: 1 Sack – (1 vs. New York Jets, 12/18)
 Seau: 1 Sack – (1 at New York Jets, 9/18)
 Spragan: 1 Sack – (1 vs. Buffalo, 12/4)
 Wright: 1 Sack – (1 vs. Buffalo, 12/4)
 TEAM: 1 Sack – (1 at New Orleans, 10/30)

INTERCEPTIONS:

Schulters: 4 Interceptions – (1 vs. Denver, 9/11; 1 vs. Carolina, 9/25; 1 at Oakland, 11/27; 1 at New England, 1/1)

Tillman: 3 Interceptions – (1 vs. New England, 11/13; 1 at Cleveland, 11/20; 1 at Oakland, 11/27)

Madison: 2 Interceptions – (1 vs. Buffalo, 12/4; 1 vs. Tennessee, 12/24)

Bell: 1 Interception – (1 vs. New England, 11/13)

Daniels: 1 Interception – (1 vs. Denver, 9/11)

Howard: 1 Interception – (1 at New Orleans, 10/30)

Spragan: 1 Interception – (1 vs. Tennessee, 12/24)

Thomas: 1 Interception – (1 at San Diego, 12/11)

2005 SPECIAL TEAMS STATISTICS

PLAYER	TOTAL TACK.	SOLO	ASST.	FUM. FOR.	FUM. REC.	BLOCKED FG	BLOCKED PATs	BLOCKED PUNTS
Morris	16	11	5	1				
Bell	14	8	6		1			
Glenn	13	12	1					
Jackson	12	9	3		1			
Minor	7	6	1					
Pope	7	5	2					
Bowens	6	6	0					
Spragan	6	3	3					
Gilmore	5	5	0	1				
Tillman	5	4	1		1			
Denney	5	2	3					
Jones, D.	3	3	0					
Towns	3	3	0	1				
Jones, T.	3	2	1					
Howard	2	2	0		1			
Mare	2	2	0		1			
Thomas, K.	2	2	0					
Daniels	2	1	1					
Barnes	1	1	0					
LeJeune	1	1	0					
Diamond	1	0	1					
Rogers	1	0	1					
Welker	0	0	0		3			

PHILLIPS AMONG NFL'S LONGEST TENURED COACHES

Dolphins secondary coach Mel Phillips embarks on his 27th season as an NFL assistant coach in 2006, with each of the last 21 having been with the Dolphins after he joined the team in 1985 following a five-year stint with Detroit (1980-84). This streak ties Phillips for third among NFL position coaches for the longest current streak of having been with the same team. He trails only Pittsburgh running backs coach Dick Hoak (1972) and Cincinnati running backs coach Jim Anderson (1984). He is tied with Detroit defensive assistant Don Clemons.

2005 STATISTICAL BESTS

DOLPHINS INDIVIDUAL

YARDS RUSHING	172	Ricky Williams vs. Tennessee, 12/24
RUSHING ATTEMPTS.....	28	Ricky Williams at New England, 1/1/06
RUSHING TOUCHDOWNS	1	three players (last: Ricky Williams at New England, 1/1/06)
YARDS PASSING	360	Gus Frerotte vs. New England, 11/13
PASS ATTEMPTS	47	Gus Frerotte vs. New England, 11/13
PASS COMPLETIONS	25	Gus Frerotte vs. New England, 11/13
COMPLETION PERCENTAGE	66.7	Gus Frerotte vs. Denver, 9/11
TOUCHDOWN PASSES	2	Gus Frerotte (seven times, last: vs. Tennessee, 12/24)
		Sage Rosenfels vs. Buffalo, 12/4
INTERCEPTIONS THROWN	3	Gus Frerotte at Buffalo, 10/9
RECEPTIONS.....	15	Chris Chambers vs. Buffalo, 12/4
RECEIVING YARDS	238	Chris Chambers vs. Buffalo, 12/4
RECEIVING TOUCHDOWNS	2	Chris Chambers (three times, last: vs. Tennessee, 12/24)
TOTAL YARDS FROM SCRIMMAGE ...	238	Chris Chambers vs. Buffalo, 12/4
		(238 receiving, 0 rushing)
FIELD GOALS	4	Olindo Mare at New Orleans, 10/30
		Olindo Mare at New England, 1/1/06
FIELD GOAL ATTEMPTS	5	Olindo Mare at New Orleans, 10/30
TACKLES	17	Zach Thomas vs. Carolina, 9/25
INTERCEPTIONS	1	Eight players (last: Lance Schulters at New England, 1/1/06)
SACKS	3	Jason Taylor at Oakland, 11/27
	3	Jason Taylor vs. New York Jets, 12/18
LONGEST RUN FROM SCRIMMAGE .	65t	Ronnie Brown vs. Kansas City, 10/21
LONGEST PASS RECEPTION	77t	Chris Chambers vs. Kansas City, 10/21
LONGEST INTERCEPTION RETURN.	37	Lance Schulters vs. Carolina, 9/25
LONGEST PUNT RETURN	47	Wes Welker vs. Kansas City, 10/21
LONGEST KICKOFF RETURN	46	Wes Welker vs. New England, 11/13
LONGEST PUNT	63	Donnie Jones vs. Tennessee, 12/24
MOST PUNTS	9	Donnie Jones vs. Tennessee, 12/24
LONGEST FIELD GOAL	53	Olindo Mare at Tampa Bay, 10/16
LONGEST FIELD GOAL ATTEMPT.....	53	Olindo Mare at Tampa Bay, 10/16
		Olindo Mare vs. New York Jets, 12/18

OPPONENTS INDIVIDUAL

YARDS RUSHING	166	Reuben Droughns at Cleveland, 11/20
RUSHING ATTEMPTS.....	31	Curtis Martin at New York Jets, 9/18
		Willis McGahee at Buffalo, 10/9
RUSHING TOUCHDOWNS	2	Priest Holmes vs. Kansas City, 10/21
		LaMont Jordan at Oakland, 11/27
YARDS PASSING	327	Brooks Bollinger vs. New York Jets, 12/18
PASS ATTEMPTS	52	Drew Brees at San Diego, 12/11
PASS COMPLETIONS	35	Drew Brees at San Diego, 12/11
COMPLETION PERCENTAGE	76.9	Kelly Holcomb at Buffalo, 10/9
TOUCHDOWN PASSES	3	Jake Delhomme vs. Carolina, 9/25
		J.P. Losman vs. Buffalo, 12/4
INTERCEPTIONS THROWN	2	Four players (last: Steve McNair vs. Tennessee, 12/24)
RECEPTIONS.....	13	Antonio Gates at San Diego, 12/11
RECEIVING YARDS	170	Steve Smith vs. Carolina, 9/25
RECEIVING TOUCHDOWNS	3	Steve Smith vs. Carolina, 9/25
	3	Lee Evans vs. Buffalo, 12/4
TOTAL YARDS FROM SCRIMMAGE ...	169	Reuben Droughns at Cleveland, 11/20
		(166 rushing; 3 receiving)
FIELD GOALS	3	Three players (last: Phil Dawson at Cleveland, 11/20)

FIELD GOAL ATTEMPTS.....	3	Three players (last: Phil Dawson at Cleveland, 11/20)
TACKLES	12	Nick Ferguson vs. Denver, 9/11 London Fletcher vs. Buffalo, 12/4
INTERCEPTIONS.....	1	15 players, 16 times (last: Lamont Thompson vs. Tennessee, 12/24)
SACKS.....	2	Derrick Burgess at Oakland, 11/27 London Fletcher vs. Buffalo, 12/4
LONGEST RUN FROM SCRIMMAGE	75t	Reuben Droughns at Cleveland, 11/20
LONGEST PASS RECEPTION	60t	Doug Jolley vs. New York Jets, 12/18
LONGEST INTERCEPTION RETURN.....	33	Stuart Schweigert at Oakland, 11/27
LONGEST PUNT RETURN.....	37	Dennis Northcutt at Cleveland, 11/20
LONGEST KICKOFF RETURN.....	65	Andre Davis at New England, 1/1/06
LONGEST PUNT	63	Brian Moorman at Buffalo, 10/9
MOST PUNTS	9	Craig Hentrich vs. Tennessee, 12/24
LONGEST FIELD GOAL	52	John Kasay vs. Carolina, 9/25 Lawrence Tynes vs. Kansas City, 10/21
LONGEST FIELD GOAL ATTEMPT	52	John Kasay vs. Carolina, 9/25 Lawrence Tynes vs. Kansas City, 10/21

DOLPHINS TEAM

	HIGHS	LOWS
FIRST DOWNS		
Total	26 vs. Buffalo, 12/4	9 vs. Kansas City, 10/21
Rushing.....	10 at New Orleans, 10/30	2 vs. Kansas City, 10/21
Passing	17 vs. Buffalo, 12/4	3 at Cleveland, 11/20
Penalty	3 at New Orleans, 10/30 vs. Buffalo, 12/4	0 three times (last: at Cleveland, 11/20)
TOTAL NET YARDS		
Game	437 vs. New England, 11/13	194 at Cleveland, 11/20
RUSHING		
Net Yards.....	192 vs. Tennessee, 12/24	64 at Tampa Bay, 10/16
Attempts	47 at New Orleans, 10/30	14 vs. Kansas City, 10/21
Average.....	6.7 vs. Kansas City, 10/21	2.7 at San Diego, 12/11
Touchdowns	2 at Oakland, 11/27	0 five times, last: at San Diego, 12/11)
PASSING		
Net Yards.....	361 vs. Buffalo, 12/4	55 at Cleveland, 11/20
Attempts	65 vs. Buffalo, 12/4	22 vs. Atlanta 11/6 at San Diego, 12/11
Completions	34 vs. Buffalo, 12/4	9 at Cleveland, 11/20
Touchdowns	2 nine times (last: vs. Tennessee, 12/24)	0 three times (last: at Cleveland, 11/20)
Completion Percentage	66.7% vs. Denver, 9/11	32.1% at Cleveland, 11/20
Interceptions	3 at Buffalo, 10/9	0 three times (last: at New England, 1/1)
Times Sacked.....	4 at Tampa Bay, 10/16	0 five times (last: at San Diego, 12/11)
Yards Lost.....	26 vs. Buffalo, 12/4	0 five times (last: at San Diego, 12/11)
PUNTS		
Total	9 vs. Tennessee, 12/24	3 three times (last: at San Diego, 12/11)
Yards.....	400 vs. Tennessee, 12/24	122 at Buffalo, 10/9
Long	63 vs. Tennessee, 12/24	8 at Tampa Bay, 10/16
Gross Average	51.3 at Oakland, 11/27	36.4 vs. Buffalo, 12/4
Net Average	47.0 at Oakland, 11/27	29.8 at Cleveland, 11/20
Returns	5 three times (last: vs. Tennessee, 12/24)	0 at Oakland 11/27 at San Diego, 12/11
Return Yards	70 at Tampa Bay, 10/16	0 three times (last: at San Diego, 12/11)
Return Average.....	27.5 vs. Kansas City, 10/21	0.0 vs. Atlanta, 11/6
PENALTIES		
Total	18 at Buffalo, 10/9	3 at San Diego, 12/11
Yards Penalized	138 vs. Carolina, 9/25	12 at San Diego, 12/11
FUMBLES		
Total	4 at Buffalo, 10/9 vs. Tennessee, 12/24	0 vs. Carolina, 9/25 at New England, 1/1/06

Lost	2	five times (last: at San Diego, 12/11)	0	six times (last: at New England, 1/1/06)
TIME OF POSSESSION				
Game	38:06	at New England, 1/1/06	18:20	vs. Kansas City, 10/21
OPPONENTS TEAM				
	HIGHS		LOWS	
FIRST DOWNS				
Total	27	vs. Atlanta, 11/6 at San Diego, 12/11	11	vs. Tennessee, 12/24
Rushing.....	11	vs. Atlanta, 11/6	3	vs. Denver, 9/11 at New Orleans, 10/30
Passing	17	at San Diego, 12/11 vs. New York Jets, 12/18	6	vs. Tennessee, 12/24
Penalty	6	three times (last: at Oakland, 11/27)	0	at Tampa Bay, 10/16 vs. Kansas City, 10/21
TOTAL NET YARDS				
Game	462	vs. Kansas City, 10/21	203	at New Orleans, 10/30
RUSHING				
Net Yards.....	185	vs. Kansas City, 10/21	55	at New England, 1/1/06
Attempts	45	vs. Kansas City, 10/21	17	at New Orleans, 10/30
Average.....	5.3	at Tampa Bay, 10/16 at New Orleans, 10/30	2.0	at New England, 1/1/06
Touchdowns	3	vs. Kansas City, 10/21 at Oakland, 11/27	0	eight times (last: at New England, 1/1/06)
PASSING				
Net Yards.....	298	vs. New York Jets, 12/18	113	at New Orleans, 10/30
Attempts	52	at San Diego, 12/11	26	at Buffalo, 10/9 at Tampa Bay, 10/16
Completions	35	at San Diego, 12/11	14	three times (last: at New England, 1/1/06)
Touchdowns	3	three times (last: at New England, 1/1/06)	0	three times (last: at Oakland, 11/27)
Completion Percentage	76.9%	at Buffalo, 10/9	45.2%	at New Orleans, 10/30
Interceptions	2	four times (last: vs. Tennessee, 12/24)	0	six times (last: vs. New York Jets, 12/18)
Times Sacked	7	at Oakland, 11/27	0	at Cleveland, 11/20
Yards Lost.....	68	at New Orleans, 10/30	0	at Cleveland, 11/20
PUNTS				
Total	9	vs. Tennessee, 12/24	3	vs. Atlanta, 11/6
Yards	382	vs. Tennessee, 12/24	114	vs. Atlanta, 11/6
Long	63	at Buffalo, 10/9	31	at New York Jets, 9/18
Gross Average	50.2	at Buffalo, 10/9	34.2	at Oakland, 11/27
Net Average	44.7	at Buffalo, 10/9	25.3	at Cleveland, 11/20
Returns	8	vs. Tennessee, 12/24	0	at New Orleans, 10/30
Return Yards	47	at Cleveland, 11/20	0	at New Orleans, 10/30
Return Average.....	23.5	at Cleveland, 11/20	0.5	three times (last: at San Diego, 12/11)
PENALTIES				
Total	13	at Oakland, 11/27	4	vs. Carolina, 9/25 vs. Atlanta, 11/6
Yards Penalized	90	at Oakland, 11/27	28	vs. Atlanta, 11/6 vs. Tennessee, 12/24
FUMBLES				
Total	5	at Buffalo, 10/9	0	vs. Kansas City, 10/21 at Cleveland, 11/20
Lost	3	vs. New York Jets, 12/18	0	five times (last: at New England, 1/1/06)
TIME OF POSSESSION				
Game	41:40	vs. Kansas City, 10/21	21:54	at New England, 1/1/06

IN 2005 MIAMI WAS:

4-0 when leading after the 1st quarter
 6-1 when leading after the 2nd quarter
 7-0 when leading after the 3rd quarter
 3-6 when behind after the 1st quarter
 2-6 when behind after the 2nd quarter
 2-7 when behind after the 3rd quarter
 5-1 when Miami scores first
 4-6 when opponent scores first
 1-0 when tied at halftime
 5-3 in home games

4-4 in road games
 0-0 when playing in domes
 9-7 when playing outdoors
 0-2 when playing on artificial turf
 9-5 when playing on natural grass
 2-1 after winning the coin toss
 7-6 after losing the coin toss
 9-0 when scoring 21 points or more
 3-3 when yielding 20 points or less
 0-0 in overtime contests

DRIVE ENGINEERING

	DRIVES	TD	FG	MFG	PUNT	BLK PUNT	FBL	INT	DWNS	SAF	HLF	END OF GAME	END OF REG	PTS
Dolphins	204	33	25	5	89	0	13	16	8	1	8	6	0	305
Opponents	198	34	24	0	91	0	13	14	8	3	4	7	0	308

INSIDE THE TWENTY-YARD LINE

	NO	TD	FG	MFG	TD PCT.	SCORE PCT	FBL	INT	DWN	HLF	GAME	PTS
Dolphins	52	21	18	4	40.4%	75.0%	1	3	5	0	0	200
Opponents	51	26	16	0	51.0%	82.4%	5	1	3	0	0	229

GOAL-TO-GO SITUATIONS

	NO	TD	FG	MFG	TD PCT.	SCORE PCT	FBL	INT	DWN	HLF	GAME	PTS
Dolphins	20	13	1	2	65.0%	70.0%	1	1	2	0	0	94
Opponents	30	19	5	0	63.3%	80.0%	3	1	2	0	0	147

GIVEAWAYS - TAKEAWAYS

TAKEAWAYS: 31 – resulting possessions ending in 8 (one returned) TOUCHDOWNS, 6 FIELD GOALS, 1 MISSED FIELD GOAL, 10 PUNTS, 2 INTS, 2 FUMBLES, 1 HALFS, 0 GAMES, 1 DOWNS = 73 POINTS

GIVEAWAYS: 30 – resulting possessions ending in 4 (one returned) TOUCHDOWNS, 7 FIELD GOALS, 0 MISSED FIELD GOALS, 14 PUNTS, 0 INTERCEPTIONS, 3 FUMBLES, 0 HALF, 1 GAMES, 1 DOWNS = 49 POINTS

GAME	TAKEAWAYS			GIVEAWAYS			DIFF	W/L
	FMBL	INT	TOT	FMBL	INT	TOT		
9/11 DENVER	2	1	3	1	2	3	0	W
9/18 at New York Jets	0	0	0	1	0	1	-1	L
9/25 CAROLINA	1	2	3	1	0	1	2	W
10/9 at Buffalo	0	1	1	3	2	5	-4	L
10/16 at Tampa Bay	0	1	1	0	2	2	-1	L
10/21 KANSAS CITY	0	0	0	1	0	1	-1	L
10/30 at New Orleans	1	1	2	1	1	2	0	W
11/6 ATLANTA	0	2	2	1	0	1	1	L
11/13 NEW ENGLAND	2	0	2	1	1	2	0	L
11/20 at Cleveland	1	0	1	2	0	2	-1	L
11/27 at Oakland	2	1	3	1	2	3	0	W
12/4 BUFFALO	1	2	3	1	1	2	1	W
12/11 at San Diego	1	2	3	0	2	2	1	W
12/18 NEW YORK JETS	0	3	3	1	0	1	2	W
12/24 TENNESSEE	2	1	3	1	1	2	1	W
1/1/06 at New England	1	0	1	0	0	0	1	W
TOTAL	14	17	31	16	14	30	1	9-7

BLOCKS

	FGs	PATs	PUNTS	TOTAL
By Dolphins	0	0	0	0
By Opponents	0	0	0	0

THIRD DOWN EFFICIENCY

	3rd DOWN AND										TOTAL
	1	2	3	4	5	6	7	8	9	10+	
Miami	20-24	9-20	12-19	6-14	8-21	3-11	7-17	4-16	2-13	8-70	79-225
Opp.	14-26	6-10	8-15	13-22	13-21	7-16	13-28	3-19	6-17	12-62	95-236

DOLPHINS EXPLOSIVE PLAYS

PASSING (20-yards and longer)

77t	C. Chambers from S. Rosenfels vs. K.C., 10/21
60t	M. Booker from G. Frerotte vs. Denver, 9/11
57	C. Chambers from S. Rosenfels vs. Buffalo, 12/4
56	M. Booker from G. Frerotte at San Diego, 12/11
54	D. Boston from G. Frerotte at New Orleans, 10/30
52	M. Booker from G. Frerotte at Buffalo, 10/9
50t	M. Booker from S. Rosenfels vs. N.Y. Jets, 12/18
47	W. Welker from G. Frerotte vs. New England, 11/13
44t	B. Gilmore from G. Frerotte at Oakland, 11/27
41t	C. Chambers from G. Frerotte vs. Carolina, 9/25
41	W. Welker from G. Frerotte at Tampa Bay, 10/16
39	B. Gilmore from G. Frerotte at Cleveland, 11/20
38	R. Brown from G. Frerotte at Tampa Bay, 10/16
35	M. Booker from G. Frerotte vs. New England, 11/13
35t	C. Chambers from G. Frerotte at San Diego, 12/11
34	W. Welker from G. Frerotte vs. Kansas City, 10/21
34	C. Chambers from G. Frerotte at San Diego, 12/11
31	C. Chambers from G. Frerotte at Tampa Bay, 10/16
30	C. Chambers from G. Frerotte at Buffalo, 10/9
30t	R. McMichael from G. Frerotte at Buffalo, 10/9
28	M. Booker from G. Frerotte vs. New England, 11/13
27	R. McMichael from G. Frerotte vs. New England, 11/13
26	W. Welker from G. Frerotte vs. Denver, 9/11
25	C. Chambers from G. Frerotte vs. Carolina, 9/25
25	W. Welker from G. Frerotte at Tampa Bay, 10/16
25t	R. McMichael from G. Frerotte at Oakland, 11/27
24	M. Booker from G. Frerotte vs. Atlanta, 11/13
24	M. Booker from G. Frerotte vs. New England, 11/3
24	C. Chambers from G. Frerotte at Oakland, 11/27
24	C. Chambers from Sage Rosenfels vs. Buffalo, 12/4
23	C. Chambers from G. Frerotte vs. Atlanta, 11/6
23	R. Brown from G. Frerotte vs. New England, 11/13
23	C. Chambers from G. Frerotte at Oakland, 11/27
23t	R. Brown from S. Rosenfels vs. Buffalo, 12/4
23	M. Booker from G. Frerotte vs. Tennessee, 12/24
22	C. Chambers from G. Frerotte at Buffalo, 10/9
22	C. Chambers from G. Frerotte at Oakland, 11/27
21	R. McMichael from G. Frerotte at N.Y. Jets, 9/18
21	W. Welker from G. Frerotte at Tampa Bay, 10/16
21	M. Booker from G. Frerotte vs. N.Y. Jets, 12/18
20	M. Booker from G. Frerotte at New Orleans, 10/30
20	C. Chambers from G. Frerotte vs. Buffalo, 12/4
20	C. Chambers from G. Frerotte vs. Tennessee, 12/24
20	C. Chambers from G. Frerotte at New England, 1/1/06

RUSHING (15-yards and longer)

65t	R. Brown vs. Kansas City, 10/21
61	C. Chambers vs. Denver, 9/11
58	R. Brown vs. Carolina, 9/25
35	R. Brown at New Orleans, 10/30
35	R. Williams vs. Tennessee, 12/24
34t	R. Williams at Oakland, 11/27
28	R. Brown at Buffalo, 10/9
23t	R. Williams vs. Atlanta, 11/6
23t	R. Williams vs. N.Y. Jets, 12/18
22	R. Brown at Buffalo, 10/9
19	C. Chambers at Tampa Bay, 10/16
19	R. Williams vs. Tennessee, 12/24
18	R. Brown at New Orleans, 10/30
16	R. Williams at New Orleans, 10/30
16	R. Brown vs. New England, 11/13
16	R. Williams vs. Tennessee, 12/24
15	R. Brown vs. Denver, 9/11
15	R. Brown, vs. Atlanta, 11/6
15	R. Brown, vs. Atlanta, 11/6

OPPONENTS EXPLOSIVE PLAYS

PASSING (25-yards and longer)

60t	D. Jolley of N.Y. Jets from B. Bollinger, 12/18
59	T. Dwight of New England from T. Brady, 11/13
56t	L. Evans of Buffalo from J.P. Losman, 12/4
55t	D. Bennett of Tennessee from B. Volek, 12/24

RUSHING (15-yards and longer)

75t	R. Droughns of Cleveland, 11/20
57t	M. Pittman of Tampa Bay, 10/16
35t	P. Holmes of Kansas City, 10/21
33	M. Pittman of Tampa Bay, 10/16

53t	S. Smith of Carolina from J. Delhomme, 9/25	30	T. Bell of Denver, 9/11
50	C. Horn of Kansas City from T. Green, 10/21	26	L. Jordan of Oakland, 11/27
49	L. Evans of Buffalo from K. Holcomb, 10/9	23	A. Smith of New Orleans, 10/30
46t	L. Evans of Buffalo from J.P. Losman, 12/4	21	W. Dunn of Atlanta, 11/6
45	J. McCareins of N.Y. Jets from B. Bollinger, 12/18	21	H. Evans of New England, 11/13
37	J. McCareins of N.Y. Jets from C. Pennington, 9/18	20	A. Brooks of New Orleans, 10/30
36	A. Davis of New England from M. Cassel, 1/1	19	L. Johnson of Kansas City, 10/21
33	D. Foster of Carolina from J. Delhomme, 9/25	18t	K. Collins of Oakland, 11/27
31	J. Porter of Oakland from K. Collins, 11/27	18	M. Vick of Atlanta, 11/6
30	J. Horn of New Orleans from A. Brooks, 10/30	17	T. Henry of Tennessee, 12/24
30	D. Branch of New England from T. Brady, 11/13	16	R. White of Atlanta, 11/6
30	B. Watson of New England from M. Cassel, 1/1/06	16	L. Tomlinson of San Diego, 12/11
29	M. Boerigter of Kansas City from T. Green, 10/21	16	C. Houston of N.Y. Jets, 12/18
29	D. Stallworth of New Orleans from A. Brooks, 10/30		
28	A. Bryant for Cleveland from T. Dilfer, 11/20		
26	L. Johnson of Kansas City from T. Green, 10/21		
26	S. Smith of Carolina from J. Delhomme, 9/25		
26	J. Reed of Buffalo from J.P. Losman, 12/4		
25	L. Coles of N.Y. Jets from C. Pennington, 9/18		
25	B. Edwards of Cleveland from T. Dilfer, 11/20		
25	B. Edwards of Cleveland from T. Dilfer, 11/21		
25	A. Gates of San Diego from D. Brees, 12/11		
24	J. Dunn of Kansas City from T. Green, 10/21		
24	B. Finneran of Atlanta from M. Vick, 11/6		
24	A. Gates of San Diego from D. Brees, 12/11		
24	L. Coles of N.Y. Jets from B. Bollinger, 12/18		
23	M. Alstott of Tampa Bay from B. Griese, 10/16		
23	K. Mangum of Carolina from J. Delhomme, 9/25		
23	R. Smith of Denver from J. Plummer, 9/11		
23	D. Gabriel of Oakland from K. Collins, 11/27		
22	M. Clayton of Tampa Bay from C. Simms, 10/16		
22	S. Aiken of Buffalo from J.P. Losman, 12/4		
21	C. Adams of Denver from J. Plummer, 9/11		
21	J. Galloway of Tampa Bay from B. Griese, 10/16		
21	S. Smith of Carolina from J. Delhomme, 9/25		
20	J. McCareins of N.Y. Jets from C. Pennington, 9/18		
20	R. White of Atlanta from M. Vick, 11/6		
20	B. Childress of New England from M. Cassel, 1/1/06		

DOLPHINS BIG GAMES

100-YARD RUSHERS

172	R. Williams vs. Tenn., 12/24
132	R. Brown vs. Carolina, 9/25
108	R. Williams at N.E., 1/1
106	R. Brown at N.O., 10/30

100-YARD RECEIVERS

238	C. Chambers vs. Buffalo, 12/4
121	C. Chambers at S.D., 12/11
104	M. Booker vs. Denver, 9/11
102	M. Booker vs. N.E., 11/13
101	C. Chambers at Oak., 11/27

300-YARD PASSERS

360	G. Frerotte vs. N.E., 11/13
-----	-----------------------------

OPPONENTS BIG GAMES

100-YARD RUSHERS

166	R. Droughns of Clev., 11/20
127	M. Pittman of T.B., 10/16

100-YARD RECEIVERS

170	S. Smith of Car., 9/25
123	A. Gates of S.D., 12/11
117	L. Evans of Buff., 12/4
102	D. Jolley of N.Y. Jets, 12/18

300-YARD PASSERS

327	B. Bollinger of N.Y. Jets, 12/18
-----	----------------------------------

DEFENSIVE SCORES = WINS

In 2005, the Dolphins had one game in which they scored a defensive touchdown, as Jason Taylor returned a fumble 85 yards for a score in a 34-10 season-opening win over Denver. Since 2000, the Dolphins' defense has accounted for 14 touchdowns, and the Dolphins have put together a perfect 14-0 mark in those contests.

2005 TEAM RANKINGS

AMERICAN FOOTBALL CONFERENCE

	OFFENSE			DEFENSE		
	TOTAL	RUSH	PASS	TOTAL	RUSH	PASS
Baltimore	12	11	11	2	6	4
Buffalo	14	10	15	15	15	9
Cincinnati	4	6	3	14	10	12
Cleveland	13	14	12	8	14	2
Denver	3	1	9	7	2	14
Houston	15	8	16	16	16	11
Indianapolis	2	9	2	4	8	5
Jacksonville	8T	5	10	3	7	3
Kansas City	*1	2	4	11	4	15
MIAMI	7	7	8	9	9	10
New England	5	13	1	12	5	16
New York Jets	16	16	14	5	13	1
Oakland	11	15	6	13	12	8
Pittsburgh	8T	3	13	1	3	6
San Diego	6	4	7	6	*1	13
Tennessee	10	12	5	10	11	7

NATIONAL FOOTBALL CONFERENCE

	OFFENSE			DEFENSE		
	TOTAL	RUSH	PASS	TOTAL	RUSH	PASS
Arizona	3	16	*1	5	4	8
Atlanta	6	*1	14	12	14	10
Carolina	11	10	9	3	1	5
Chicago	15	5	15	2	5	3
Dallas	7	6	8	7	8	7
Detroit	14	12	13	10	13	9
Green Bay	8	15	3	4	12	*1
Minnesota	13	13	10	11	10	12
New Orleans	10	9	7	8	15	2
New York Giants	2	3	5	14	6	15
Philadelphia	9	14	4	13	11	11
St. Louis	4	11	2	15	16	13
San Francisco	16	8	16	16	9	16
Seattle	1	2	6	9	2	14
Tampa Bay	12	7	12	*1	3	4
Washington	5	4	11	6	7	6

NATIONAL FOOTBALL LEAGUE

	OFFENSE			DEFENSE		
	TOTAL	RUSH	PASS	TOTAL	RUSH	PASS
Arizona	8	32	*1	8	10	12
Atlanta	12	*1	27	22	26	14
Baltimore	24	21	22	5	9	8
Buffalo	28	20	29	29	31	19
Carolina	22	19	17	3	4	9
Chicago	29	8	31	2	11	5
Cincinnati	6	11	5	28	20	26
Cleveland	26	25	23	16T	30	4
Dallas	13	13	15	10	15	11
Denver	5	2	18	15	2	29
Detroit	27	26	26	20	24	13
Green Bay	18	30	7	7	23	*1
Houston	30	15	30	31	32	24
Indianapolis	3	16	3	11	16	15
Jacksonville	15T	10	19	6	14	7
Kansas City	*1	4	6	25	7	30
MIAMI	14	12	16	18	17	20
Minnesota	25	27	20	21	19	22
New England	7	24	2	26	8	31
New Orleans	20	18	14	14	27	3
New York Giants	4	6	11	24	12	27
New York Jets	31	31	28	12	29	2
Oakland	21	29	10	27	25	18
Philadelphia	19	28	8	23	21	21
Pittsburgh	15T	5	24	4	3	16
St. Louis	9	22	4	30	28	23
San Diego	10	9	12	13	*1	28
San Francisco	32	17	32	32	18	32
Seattle	2	3	13	16T	5	25
Tampa Bay	23	14	25	*1	6	6
Tennessee	17	23	9	19	22	17
Washington	11	7	21	9	13	10

* = NFL leader

T = Tied for position

GAME-BY-GAME OFFENSE

2005 MIAMI DOLPHINS OFFENSIVE STATISTICS

	1st DOWNS		3rd DOWNS	TOTAL OFFENSE	RUSHING		PASSING						PEN.	SCORING					TIME OF POSSESSION	FUM.-NO./LOST											
	TOTAL	RUSH	PASS	PENALTY	ATT.	CONV.	NET YARDS	PLAYS	AVG.	YARDS	ATT.	INT.	NO.	LOST	POINTS	TD RUSH	TD PASS	TD RETURN	PAT/ATT.	FG/ATT.											
9/11	DENVER	34-10	21	5	14	2	15	8	426	69	6.2	151	33	4.6	275	0	0	275	36	24	1	11	69	34	1	2	1	4/4	2/2	32:18	3/2
9/18	at N.Y. Jets	7-17	15	5	9	1	14	4	235	63	3.7	66	18	3.7	169	2	8	177	43	20	1	10	88	7	0	1	0	1/1	0/1	26:01	3/0
9/25	CAROLINA	27-24	16	5	10	1	13	6	315	63	5.0	144	30	4.8	171	0	0	171	33	14	1	13	138	27	1	2	0	3/3	2/2	27:47	0/0
10/9	at Buffalo	14-20	16	5	9	2	9	3	323	55	5.9	113	20	5.7	210	2	16	226	33	21	3	18	102	14	0	2	0	2/2	0/0	24:48	4/2
10/16	at Tampa Bay	13-27	13	3	9	1	14	3	307	65	4.7	64	18	3.6	243	4	24	267	43	21	0	9	60	13	1	0	0	1/1	2/2	24:21	3/2
10/21	KANSAS CITY	20-30	9	2	7	0	13	3	286	47	6.1	94	14	6.7	192	2	10	202	31	12	1	4	30	20	1	1	0	2/2	2/2	18:20	1/0
10/30	at New Orleans	21-6	20	10	7	3	18	7	342	77	4.4	188	47	4.0	154	2	14	168	28	16	1	5	34	21	0	1	0	1/1	4/5	36:23	2/1
11/6	ATLANTA	10-17	11	6	5	0	9	0	208	47	4.4	105	25	4.2	103	0	0	103	22	13	1	7	60	10	1	0	0	1/1	1/1	23:45	1/0
11/13	NEW ENGLAND	16-23	22	5	16	1	17	7	437	72	6.1	77	25	3.1	360	0	0	360	47	25	1	4	69	16	0	2	0	1/1	1/2	29:33	3/1
11/20	at Cleveland	0-22	12	9	3	0	12	2	194	55	3.5	139	25	5.6	55	2	12	67	28	9	2	7	43	0	0	0	0/0	0/0	24:32	1/0	
11/27	at Oakland	33-21	21	6	13	2	14	7	394	66	6.0	145	32	4.5	249	3	12	261	31	18	1	7	70	33	2	2	0	4/4	1/2	30:08	2/2
12/4	BUFFALO	24-23	26	6	17	3	20	8	434	90	4.8	73	22	3.3	361	3	26	387	65	34	1	13	81	24	1	2	0	3/3	1/1	28:43	1/1
12/11	at San Diego	23-21	14	3	9	2	10	2	300	48	6.3	71	26	2.7	229	0	0	229	22	14	0	3	12	23	0	2	0	2/2	3/3	19:43	2/2
12/18	N.Y. JETS	24-20	14	5	8	1	13	4	297	61	4.9	128	31	4.1	169	1	6	175	29	14	1	8	92	24	1	2	0	3/3	1/2	25:58	1/0
12/24	TENNESSEE	24-10	19	9	9	1	17	6	322	71	4.5	192	38	5.1	130	3	21	151	30	14	1	4	30	24	1	2	0	3/3	1/1	28:12	4/1
1/1/06	at New England	28-26	25	9	14	2	17	9	378	77	4.9	148	40	3.7	230	2	9	239	35	22	0	9	77	28	1	0	2/2	4/4	38:06	0/0	

GAME-BY-GAME DEFENSE

2005 MIAMI DOLPHINS DEFENSIVE STATISTICS

	1st DOWNS				3rd DOWNS	TOTAL OFFENSE	RUSHING				PASSING								PEN.	SCORING						TIME OF POSSESSION	FUM.-NO./LOST				
	TOTAL	RUSH	PASS	PENALTY	ATT.	CONV.	NET YARDS	PLAYS	AVG.	YARDS	ATT.	AVG.	NET YARDS	SACKS	YDS. LOST	GROSS YDS.	ATT.	COMP.	INT.	NO.	LOST	POINTS	TD RUSH	TD PASS	TD RETURN	PAT/ATT.	FG/ATT.				
9/11	DENVER	34-10	19	3	15	1	12	1	312	69	4.5	70	20	3.5	242	1	9	251	48	22	2	7	73	10	0	1	0	1/1	1/1	27:42	2/1
9/18	at N.Y. Jets	7-17	20	7	11	2	15	6	271	66	4.1	98	34	2.9	173	2	17	190	30	19	0	5	40	17	0	2	0	2/2	1/1	33:59	3/0
9/25	CAROLINA	27-24	23	4	13	6	13	6	299	65	4.6	61	26	2.3	238	4	47	285	35	19	1	4	39	24	0	3	0	3/3	1/1	32:13	3/2
10/9	at Buffalo	14-20	21	7	8	6	14	6	236	65	3.6	99	36	2.8	137	3	32	169	26	20	0	7	63	20	1	0	2/2	2/2	35:12	5/1	
10/16	at Tampa Bay	13-27	15	4	11	0	17	8	342	63	5.4	180	34	5.3	162	3	27	189	26	18	0	9	65	27	1	1	3/3	2/2	35:39	1/1	
10/21	KANSAS CITY	20-30	24	10	14	0	17	8	462	81	5.7	185	45	4.1	277	2	12	289	34	20	0	7	63	30	3	0	0	3/3	3/3	41:40	0/0
10/30	at New Orleans	21-6	14	3	9	2	11	0	203	54	3.8	90	17	5.3	113	6	68	181	31	14	1	8	77	6	0	0	0	0	2/2	23:37	3/1
11/6	ATLANTA	10-17	27	11	13	3	17	11	382	75	5.1	162	41	4.0	220	3	8	228	31	22	0	4	28	17	1	1	0	2/2	1/1	36:15	3/2
11/13	NEW ENGLAND	16-23	19	5	12	2	14	5	365	63	5.8	91	25	3.6	274	2	1	275	36	21	2	6	38	23	0	2	0	1/1	3/3	30:27	1/0
11/20	at Cleveland	0-22	19	8	9	2	16	7	376	68	5.5	181	39	4.6	195	0	0	195	29	17	1	5	35	22	1	0	1/2	3/3	35:28	0/0	
11/27	at Oakland	33-21	24	7	11	6	13	7	305	69	4.4	120	25	4.8	185	7	41	226	37	21	2	13	90	21	3	0	3/3	0/0	29:52	2/1	
12/4	BUFFALO	24-23	16	5	8	3	14	6	294	62	4.7	92	33	2.8	202	2	25	227	27	14	1	7	55	23	0	3	0	3/3	0/0	31:17	2/2
12/11	at San Diego	23-21	27	8	17	2	19	11	341	82	4.2	96	27	3.6	245	3	34	279	52	35	1	7	49	21	1	2	0	3/3	0/0	40:17	2/2
12/18	N.Y. JETS	24-20	24	3	17	4	14	4	397	73	5.4	99	25	4.0	298	6	29	327	42	28	0	5	39	20	0	2	0	2/2	2/2	34:02	3/3
12/24	TENNESSEE	24-10	11	4	6	1	16	4	234	66	3.5	92	25	3.7	142	4	24	166	37	19	2	5	28	10	0	1	0	1/1	1/1	31:48	3/1
1/1/06	at New England	28-26	16	5	9	2	14	5	259	57	4.5	55	28	2.0	204	1	1	205	28	14	1	6	45	26	0	3	0	2/2	2/2	21:54	2/0

GAME-BY-GAME RUSHING

2005 MIAMI DOLPHINS' INDIVIDUAL RUSHING STATISTICS (ATTEMPTS-YARDS GAINED-LONGEST-TOUCHDOWNS)

DATE	OPPONENT	SCORE	BROWN	WILLIAMS	CHAMBERS	FREROTTE	MORRIS	MINOR	ROSENFELS	WELKER	EVANS
9/11	DENVER	34-10	22-57-15-0	(Suspended)	1-61-61-0	3-2-2-0	2-14-9t-1	5-17-9-0	(Did not play)	0-0-0-0	0-0-0-0
9/18	at N.Y. Jets	7-17	12-35-9-0	(Suspended)	1-8-8-0	0-0-0-0	4-23-7-0	0-0-0-0	(Did not play)	0-0-0-0	1-0-0-0
9/25	CAROLINA	27-24	23-132-58-1	(Suspended)	0-0-0-0	1-m3-m3-0	5-10-6-0	0-0-0-0	(Did not play)	1-5-5-0	0-0-0-0
10/9	at Buffalo	14-20	17-97-28-0	(Suspended)	0-0-0-0	2-16-13-0	0-0-0-0	0-0-0-0	(Did not play)	0-0-0-0	0-0-0-0
10/16	at Tampa Bay	13-27	9-22-8t-1	5-8-4-0	3-25-19-0	1-9-9-0	0-0-0-0	0-0-0-0	(Did not play)	0-0-0-0	0-0-0-0
10/21	KANSAS CITY	20-30	8-95-65t-1	6-m1-4-0	0-0-0-0	0-0-0-0	0-0-0-0	0-0-0-0	0-0-0-0	0-0-0-0	0-0-0-0
10/30	at New Orleans	21-6	23-106-35-0	17-82-16-0	1-1-1-0	6-m1-5-0	0-0-0-0	0-0-0-0	(Did not play)	0-0-0-0	(Not on Roster)
11/6	ATLANTA	10-17	12-67-15-0	10-52-23t-1	2-m13-m1-0	1-m1-m1-0	0-0-0-0	0-0-0-0	(Did not play)	0-0-0-0	(Not on Roster)
11/13	NEW ENGLAND	16-23	14-64-16-0	11-13-5-0	0-0-0-0	0-0-0-0	0-0-0-0	0-0-0-0	(Did not play)	0-0-0-0	(Not on Roster)
11/20	at Cleveland	0-22	12-56-11-0	13-83-14-0	0-0-0-0	0-0-0-0	0-0-0-0	0-0-0-0	(Did not play)	0-0-0-0	(Not on Roster)
11/27	at Oakland	33-21	15-58-14-1	16-82-34t-1	1-5-5-0	0-0-0-0	0-0-0-0	0-0-0-0	0-0-0-0	0-0-0-0	(Not on Roster)
12/4	BUFFALO	24-23	9-22-7-0	11-46-11-1	0-0-0-0	0-0-0-0	0-0-0-0	0-0-0-0	(Did not play)	0-0-0-0	(Not on Roster)
12/11	at San Diego	23-21	11-30-9-0	11-28-7-0	0-0-0-0	4-13-14-0	0-0-0-0	0-0-0-0	2-5-3-0	0-0-0-0	(Not on Roster)
12/18	N.Y. JETS	24-20	12-45-12-0	14-70-23t-1	0-0-0-0	1-3-3-0	0-0-0-0	0-0-0-0	(Did not play)	0-0-0-0	(Not on Roster)
12/24	TENNESSEE	24-10	(Inactive)	26-172-35-1	3-5-5-0	4-4-3-0	5-11-7-0	0-0-0-0	4-10-12-0	0-0-0-0	(Not on Roster)
1/1/06	at New England	28-26	8-21-6-0	28-108-9-1	0-0-0-0	4-19-8-0	0-0-0-0	0-0-0-0	(Did not play)	0-0-0-0	(Not on Roster)

OTHERS: D. JONES 1-0-0-0 at Buffalo (10/9).

GAME-BY-GAME RECEIVING

2005 MIAMI DOLPHINS' INDIVIDUAL RECEIVING STATISTICS (NUMBER-YARDS GAINED-LONGEST-TOUCHDOWNS)

DATE	OPPONENT	SCORE	CHAMBERS	McMICHAEL	BOOKER	BROWN	WELKER	WILLIAMS	DIAMOND	MORRIS	GILMORE
9/11	DENVER	34-10	5-40-12-0	6-55-17-1	5-104-60t-1	1-4-4-0	4-60-26-0	(Suspended)	0-0-0-0	0-0-0-0	0-0-0-0
9/18	at N.Y. Jets	7-17	3-21-9-0	8-77-21-1	1-21-21-0	1-5-5-0	2-21-15-0	(Suspended)	3-14-7-0	0-0-0-0	0-0-0-0
9/25	CAROLINA	27-24	6-93-42t-1	1-18-18t-1	2-15-12-0	3-15-10-0	0-0-0-0	(Suspended)	0-0-0-0	1-18-18-0	1-12-12-0
10/9	at Buffalo	14-20	4-60-30-0	1-30-30t-1	3-72-52-0	6-19-8-0	2-24-16-0	(Suspended)	1-2-2-0	1-8-8-0	0-0-0-0
10/16	at Tampa Bay	13-27	3-50-31-0	3-20-10-0	1-12-12-0	2-44-38-0	3-97-41-0	6-22-6-0	0-0-0-0	2-18-15-0	1-4-4-0
10/21	KANSAS CITY	20-30	2-88-77t-1	3-29-16-0	2-26-14-0	2-15-13-0	2-41-34-0	0-0-0-0	0-0-0-0	0-0-0-0	0-0-0-0
10/30	at New Orleans	21-6	4-25-12t-1	3-20-11-0	3-40-20-0	2-12-9-0	3-17-8-0	0-0-0-0	0-0-0-0	0-0-0-0	0-0-0-0
11/6	ATLANTA	10-17	3-40-23-0	3-21-12-0	2-15-8-0	2-11-6-0	1-6-6-0	0-0-0-0	0-0-0-0	2-10-8-0	0-0-0-0
11/13	NEW ENGLAND	16-23	6-69-17-2	7-81-27-0	5-102-35-0	4-28-23-0	2-61-47-0	1-19-19-0	0-0-0-0	0-0-0-0	0-0-0-0
11/20	at Cleveland	0-22	3-12-5-0	0-0-0-0	0-0-0-0	1-2-2-0	2-12-7-0	0-0-0-0	1-7-7-0	1-m5-m5-0	1-39-39-0
11/27	at Oakland	33-21	6-101-24-0	4-59-25t-1	0-0-0-0	2-23-15-0	1-16-16-0	2-13-9-0	1-3-3-0	0-0-0-0	1-44-44t-1
12/4	BUFFALO	24-23	15-238-57-1	6-41-8-0	(Inactive)	2-30-23t-1	4-40-17-0	6-32-15-0	0-0-0-0	0-0-0-0	1-6-6-0
12/11	at San Diego	23-21	8-121-35t-2	2-12-8-0	3-78-56-0	0-0-0-0	0-0-0-0	0-0-0-0	1-18-18-0	0-0-0-0	(Inactive)
12/18	N.Y. JETS	24-20	4-34-13-1	4-42-19-0	2-65-50t-1	2-11-8-0	1-19-19-0	1-4-4-0	0-0-0-0	0-0-0-0	0-0-0-0
12/24	TENNESSEE	24-10	5-51-20-2	4-42-19-0	3-50-23-0	(Inactive)	0-0-0-0	1-3-3-0	0-0-0-0	1-5-5-0	0-0-0-0
1/1/06	at New England	28-26	5-75-20-0	5-35-9-0	7-86-18-1	2-13-7-0	2-20-11-0	0-0-0-0	1-10-10-0	0-0-0-0	0-0-0-0

OTHERS: BOSTON 1-8-8-0 vs. Denver (9/11); 2-18-12-0 at N.Y. Jets (9/18); 1-54-54-0 at New Orleans (10/30). **EVANS** 1-4-4-0 vs. Denver (9/11); 2-10-5-0 at Buffalo (10/9); 1-3-3-0 vs. Kansas City (10/21). **HOLMES** 1-2-2-0 at Oakland (11/27). **HELLER** 1-1-1t-1 at Buffalo (10/16). **MINOR** 1-0-0-0 vs. Denver (9/11).

2005 GAME-BY-GAME PASSING

GUS FREROTTE

DATE	OPPONENT	ATT	COM	YDS	PCT	TD	INT	LG	SKD	RATING
9/11	DENVER	36	24	275	66.7	2	1	60t	0/0	96.4
9/18	at New York Jets	43	20	177	46.5	1	1	21	2/8	56.1
9/25	CAROLINA	33	14	171	42.4	2	1	42t	0/0	66.6
10/9	at Buffalo	33	21	226	63.6	2	3	52	2/16	66.0
10/16	at Tampa Bay	43	21	267	48.8	0	0	41	4/24	68.7
10/21	KANSAS CITY	29	11	125	37.9	0	1	34	2/10	37.3
10/30	at New Orleans	28	16	168	57.1	1	1	54	2/14	71.7
11/6	ATLANTA	22	13	103	59.1	0	1	23	0/0	51.9
11/13	NEW ENGLAND	47	25	360	53.2	2	1	47	0/0	83.6
11/20	at Cleveland	18	4	53	22.2	0	0	39	2/12	39.6
11/27	at Oakland	31	18	261	58.1	2	1	44t	3/12	93.6
12/4	BUFFALO	28	12	115	42.9	0	0	20	3/26	54.9
12/11	at San Diego	22	14	229	63.6	2	0	56	0/0	128.8
12/18	NEW YORK JETS	16	8	76	50.0	1	1	19	1/6	58.3
12/24	TENNESSEE	30	14	151	46.7	2	1	23	3/21	70.3
1/1/06	at New England	35	22	239	62.9	1	0	20	2/9	92.4

SAGE ROSENFELS

DATE	OPPONENT	ATT	COM	YDS	PCT	TD	INT	LG	SKD	RATING
9/11	DENVER				(DID NOT PLAY)					
9/18	at New York Jets				(DID NOT PLAY)					
9/25	CAROLINA				(DID NOT PLAY)					
10/9	at Buffalo				(DID NOT PLAY)					
10/16	at Tampa Bay				(DID NOT PLAY)					
10/21	KANSAS CITY	1	1	77	100.0	1	0	77t	0/0	158.3
10/30	at New Orleans				(DID NOT PLAY)					
11/6	ATLANTA				(DID NOT PLAY)					
11/13	NEW ENGLAND				(DID NOT PLAY)					
11/20	at Cleveland	10	5	14	50.0	0	2	7	0/0	16.7
11/27	at Oakland				(DID NOT PLAY)					
12/4	BUFFALO	37	22	272	59.5	2	1	57	0/0	89.0
12/11	at San Diego				(DID NOT PLAY)					
12/18	NEW YORK JETS	13	6	99	46.2	1	0	50t	0/0	97.9
12/24	TENNESSEE				(DID NOT PLAY)					
1/1/06	at New England				(DID NOT PLAY)					

OTHER: BOOKER 0 of 1 vs. Kansas City (10/21).

LEAST WORN UNIFORM NUMBERS

Uniform No. 8 was the last number never to have been worn by a Dolphin in a regular season game. Punter Klaus Wilmsmeyer earned that distinction in 1998. In fact, entering 2006, Nos. 8, 12 and 39 are the only three jersey numbers donned by only one player in the 40-year history of the franchise. Quarterback Bob Griese (1967-80) was the only Dolphins player ever to wear No. 12, which was retired on May 6, 1982. Running back Larry Csonka (1968-74, 79) wore No. 39, which was retired on December 9, 2002.

2005 GAME-BY-GAME TACKLES

Player vs.	DEN	NYJ	CAR	BUF	TB	KC	NO	ATL	NE	CLE	OAK	BUF	SD	NYJ	TEN	NE
Bell	1	0	0	0	2	2	1	2	2	2	0	1	5	1	1	1
Bowens	0	0	1	0	0	2	2	2	1	2	4	1	1	1	1	1
Carter	6	6	4	1	4	0	2	6	5	5	0	2	4	3	5	5
Crowder	2	7	2	4	7	10	6	7	7	7	3	5	10	1	8	0
Daniels	2	2	4	5	2	3	3	5	3	7	6	8	5	2	4	1
Glenn	0	0	0	0	0	0	0	0	0	0	0	0	0	0	0	0
Holliday	2	5	2	5	4	1	6	2	3	3	5	4	4	2	5	3
Holloway	NR	NR	NR	NR	NR	NR	NR	NR	NR	IN	IN	NR	NR	NR	NR	NR
Howard	4	3	2	4	3	5	4	0	5	1	6	3	IN	3	2	3
Jackson	0	0	0	2	IN	0	0	0	0	0	0	0	0	0	0	0
Jones, T.	7	7	2	9	6	4	IR	IR	IR	IR	IR	IR	IR	IR	IR	IR
LeJeune	NR	NR	NR	NR	NR	NR	0	IN	IN	0	0	0	0	IN	0	IN
Madison	4	4	2	5	5	2	IN	3	1	6	7	2	6	6	3	3
McGill	IN	IN	IN	IN	NR	NR	NR	PS	PS	PS	PS	PS	PS	NR	NR	NR
Moore	0	0	0	0	IN	0	IN	IR	IR	IR	IR	IR	IR	IR	IR	IR
Moreno	NR	NR	NR	NR	NR	NR	NR	NR	NR	NR	IN	NR	NR	NR	NR	NR
Pope	IN	IN	IN	IN	0	0	0	0	0	4	7	7	0	5	0	0
Rogers	NR	NR	NR	NR	NR	IN	0	IN	IN	IN	0	0	0	IN	IN	IN
Roth	1	1	0	1	0	6	0	3	0	0	2	1	3	2	0	2
Schulters	6	6	4	7	8	8	2	6	4	7	2	2	5	5	3	1
Seau	8	15	6	6	IN	IN	IN	3	1	4	IR	IR	IR	IR	IR	IR
Shaw	NR	NR	NR	NR	NR	NR	NR	IN	IN	NR	NR	NR	NR	IN	IN	NR
Spragan	0	1	0	0	6	6	0	0	0	0	5	6	5	6	4	8
Taylor	7	9	5	6	3	7	2	5	3	5	6	2	5	7	2	3
Thomas, K.	IN	IN	IN	0	0	IN	2	1	0	IN	0	0	3	0	0	0
Thomas, Z.	16	14	17	15	14	14	2	14	12	5	IN	IN	11	11	11	10
Tillman	0	0	2	0	0	5	4	9	3	9	2	3	5	6	5	1
Traylor	6	5	3	2	1	2	4	5	2	6	2	IN	IN	IN	1	1
Wright	IN	IN	IN	IN	IN	IN	IN	IN	IN	IN	IN	2	0	2	IN	IN
Zgonina	2	3	0	0	1	1	4	0	3	4	0	6	3	4	4	2

LEGEND

XX = DID NOT PLAY
 IR = INJURED RESERVE
 NF = NON-FOOTBALL INJURY
 NR = NOT ON ROSTER
 PP = PHYSICALLY UNABLE TO PERFORM
 # = PLAYOFF GAMES
 IN = INACTIVE
 PS = PRACTICE SQUAD

2005 GAME-BY-

OFFENSE

GAME	WR	LT	LG	C	RG
DENVER	Booker	McIntosh	James	McKinney	Hadnot
at N.Y. Jets	Booker	McIntosh	James	McKinney	Hadnot
CAROLINA	Diamond - TE	McIntosh	James	McKinney	Hadnot
at Buffalo	Diamond - TE	McIntosh	James	McKinney	Hadnot
at Tampa Bay	Booker	McIntosh	James	McKinney	Hadnot
KANSAS CITY	Booker	McIntosh	James	McKinney	Hadnot
at New Orleans	Booker	McIntosh	James	McKinney	Hadnot
ATLANTA	Booker	McIntosh	James	McKinney	Hadnot
NEW ENGLAND	Booker	McIntosh	James	McKinney	Hadnot
at Cleveland	Diamond - TE	McIntosh	James	McKinney	Hadnot
at Oakland	Booker	McIntosh	James	McKinney	Hadnot
BUFFALO	Gilmore	McIntosh	James	McKinney	Hadnot
at San Diego	Booker	McIntosh	James	McKinney	Hadnot
N.Y. JETS	Booker	McIntosh	James	Hadnot	Ephraim
TENNESSEE	Booker	McIntosh	James	Hadnot	Ephraim
at New England	Booker	McIntosh	James	Hadnot	Ephraim

DEFENSE

GAME	LE	LDT	RDT	RE	LLB
DENVER	Carter	Traylor	Holliday	Taylor	Crowder
at N.Y. Jets	Carter	Traylor	Holliday	Taylor	Crowder
CAROLINA	Carter	Traylor	Holliday	Taylor	Crowder
at Buffalo	Carter	Traylor	Holliday	Taylor	Howard - DB
at Tampa Bay	Carter	Traylor	Holliday	Taylor	Crowder
KANSAS CITY	Carter	Traylor	Holliday	Taylor	Crowder
at New Orleans	Carter	Traylor	Holliday	Taylor	Crowder
ATLANTA	Carter	Traylor	Holliday	Taylor	Crowder
NEW ENGLAND	Carter	Traylor	Holliday	Taylor	Crowder
at Cleveland	Carter	Traylor	Holliday	Taylor	Crowder
at Oakland	Carter	Traylor	Holliday	Taylor	Pope
BUFFALO	Carter	Zgonina	Holliday	Taylor	Pope
at San Diego	Carter	Zgonina	Holliday	Taylor	Crowder
N.Y. JETS	Carter	Zgonina	Holliday	Taylor	Crowder
TENNESSEE	Carter	Traylor	Holliday	Taylor	Howard - DB
at New England	Carter	Traylor	Holliday	Taylor	Howard - DB

GAMES PLAYED-STARTED-DID NOT PLAY-INACTIVE: Alabi 0-0-0-16; Barnes 9-6-0-1 ; Bell 16-0-0-0; Berger 3-0-1-12; Booker 15-12-0-1; Boston 5-0-0-3; Bowens 16-0-0-0; Brooks 0-0-0-5; Brown 15-14-0-1; Carey 16-14-0-0; Carter 16-16-0-0; Chambers 16-16-0-0; Chatman 0-0-0-4; Crowder 16-13-0-0; Daniels 16-14-0-0; Denney 16-0-0-0; Diamond 16-7-0-0; Ephraim 13-3-3-0; Evans 6-2-0-0 Feeley 0-0-0-5; Frerotte 16-15-0-0; Gilmore 15-1-0-1; Glenn 16-0-0-0; Hadnot 16-16-0-0; Heller 7-0-0-0; Holliday 16-16-0-0; Hollowell 0-0-0-1; Holmes 8-0-1-0; Howard 15-7-0-1; Jackson 15-1-0-1; James 16-16-0-0; D. Jones 16-0-0-0; T. Jones 6-6-0-0; Labinjo 0-0-0-1; LeJeune 5-0-1-4; Lemon 0-0-0-11; Madison 15-15-0-1; Mare 16-0-0-0; McDougle 9-2-7-0; McGill 0-0-0-4; McIntosh 16-16-0-0; McKinney 13-13-0-0; McMichael 16-16-0-0; Minor 16-0-0-0; Moore 5-0-0-2; Moreno 0-0-0-1; Morris 16-2-0-0; Pope 12-2-0-4; Rogers 3-0-0-8; Rosenfels 4-1-12-0; Roth 16-0-0-0; Russell 2-0-0-7; Schulters 16-16-0-0; Seau 7-5-0-3; Shaw 0-0-0-5; Spragan 16-9-0-0; Taylor 16-16-0-0; K. Thomas 10-0-0-6; Z. Thomas 14-14-0-2; Tillman 16-10-0-0; Towns 4-0-0-1; Traylor 13-13-0-3; Welker 16-1-0-0; Williams 12-3-0-0; Wright 3-0-0-13; Zgonina 16-3-0-0

GAME STARTERS

RT	TE	WR	QB	RB	FB/WR/TE
Carey	McMichael	Chambers	Ferrotte	Brown	Diamond - TE
Carey	McMichael	Chambers	Ferrotte	Brown	Diamond - TE
Carey	McMichael	Chambers	Ferrotte	Brown	Evans
McDougle	McMichael	Chambers	Ferrotte	Brown	Evans
McDougle	McMichael	Chambers	Ferrotte	Williams	Brown
Carey	McMichael	Chambers	Ferrotte	Brown	Diamond - TE
Carey	McMichael	Chambers	Ferrotte	Brown	Morris
Carey	McMichael	Chambers	Ferrotte	Brown	Morris
Carey	McMichael	Chambers	Ferrotte	Brown	Barnes
Carey	McMichael	Chambers	Rosenfels	Brown	Barnes
Carey	McMichael	Chambers	Ferrotte	Brown	Welker-WR
Carey	McMichael	Chambers	Ferrotte	Brown	Barnes
Carey	McMichael	Chambers	Ferrotte	Brown	Barnes
Carey	McMichael	Chambers	Ferrotte	Brown	Barnes
Carey	McMichael	Chambers	Ferrotte	Williams	Diamond - TE
Carey	McMichael	Chambers	Ferrotte	Williams	Barnes

MLB	RLB	LCB	RCB	SS	FS
Thomas	Seau	Howard	Madison	Jones	Schulters
Thomas	Seau	Howard	Madison	Jones	Schulters
Thomas	Seau	Daniels	Madison	Jones	Schulters
Thomas	Jackson-DB	Daniels	Madison	Jones	Schulters
Thomas	Spragan	Daniels	Madison	Jones	Schulters
Thomas	Spragan	Daniels	Howard	Tillman	Schulters
Thomas	Seau	Daniels	Madison	Tillman	Schulters
Thomas	Howard-DB	Daniels	Madison	Tillman	Schulters
Thomas	Seau	Daniels	Madison	Tillman	Schulters
Crowder	Spragan	Daniels	Madison	Tillman	Schulters
Crowder	Spragan	Daniels	Madison	Tillman	Schulters
Thomas	Spragan	Daniels	Madison	Tillman	Schulters
Thomas	Spragan	Daniels	Madison	Tillman	Schulters
Thomas	Spragan	Daniels	Madison	Tillman	Schulters
Thomas	Spragan	Daniels	Madison	Tillman	Schulters

INACTIVES: DENVER: Alabi, Berger, Chatman, Feeley (3rd QB), McGill, Pope, Thomas, K. Wright; **NEW YORK JETS:** Alabi, Berger, Chatman, Feeley (3rd QB), McGill, Pope, Thomas, K. Wright; **CAROLINA:** Alabi, Berger, Chatman, Feeley (3rd QB), McGill, Pope, K. Thomas, Wright; **BUFFALO:** Alabi, Berger, Boston, Chatman, Feeley (3rd QB), McGill, Pope, Wright; **TAMPA BAY:** Alabi, Berger, Feeley (3rd QB), Jackson, Moore, Russell, Seau, Wright; **KANSAS CITY:** Alabi, Berger, Boston, Lemon (3rd QB), Rogers, Seau, Thomas, K. Wright; **NEW ORLEANS:** Alabi, Barnes, Berger, Lemon (3rd QB), Madison, Moore, Seau, Wright; **ATLANTA:** Alabi, Berger, Boston, LeJeune, Lemon (3rd QB), Rogers, Shaw, Wright; **NEW ENGLAND:** Alabi, Berger, LeJeune, Lemon (3rd QB), Rogers, Russell, Shaw, Wright; **CLEVELAND:** Alabi, Berger, Lemon (3rd QB), Rogers, Russell, Shaw, K. Thomas, Wright; **OAKLAND:** Alabi, Berger, Holloway, Lemon (3rd QB), Moreno, Russell, Z. Thomas, Wright; **BUFFALO:** Alabi, Booker, Brooks, Lemon (3rd QB), K. Thomas, Z. Thomas, Towns, Traylor; **SAN DIEGO:** Alabi, Berger, Brooks, Gilmore, Howard, Lemon (3rd QB), Rogers, Traylor; **NEW YORK JETS:** Alabi, Brooks, LeJeune, Lemon (3rd QB), Rogers, Russell, Shaw, Traylor; **TENNESSEE:** Alabi, Brooks, Brown, Lemon (3rd QB), Rogers, Russell, Shaw, Wright; **NEW ENGLAND:** Alabi, Brooks, Labinjo, LeJeune, Lemon (3rd QB), Rogers, Russell, Wright.

2005 INDIVIDUAL GAME STATUS

NAME	DEN	NYJ	CAR	BUF	TB	KC	NO	ATL	NE	CLE	OAK	BUF	SD	NYJ	TEN	NE
Alabi	IN	IN	IN	IN	IN	IN	IN	IN	IN	IN	IN	IN	IN	IN	IN	IN
Barnes	NR	NR	NR	NR	NR	NR	NR	NR	NR	NR	NR	NR	NR	NR	NR	NR
Bell	PL	PL	PL	PL	PL	PL	PL	PL	PL	PL	PL	PL	PL	PL	PL	PL
Berger	IN	IN	IN	IN	IN	IN	IN	IN	IN	IN	IN	DNP	IN	PL	PL	PL
Booker	ST	ST	PL	PL	ST	ST	ST	ST	ST	ST	PL	ST	IN	ST	ST	ST
Boston	PL	PL	PL	IN	PL	IN	PL	IN	IR	IR	IR	IR	IR	IR	IR	IR
Bowens	PL	PL	PL	PL	PL	PL	PL	PL	PL	PL	PL	PL	PL	PL	PL	PL
Brooks	NR	NR	NR	NR	NR	NR	NR	NR	NR	NR	NR	NR	NR	NR	NR	NR
Brown	ST	ST	ST	ST	ST	ST	ST	ST	ST	ST	ST	ST	ST	ST	ST	ST
Carey	ST	ST	ST	PL	PL	ST	ST	ST	ST	ST	ST	ST	ST	ST	IN	PL
Carter	ST	ST	ST	ST	ST	ST	ST	ST	ST	ST	ST	ST	ST	ST	ST	ST
Chambers	ST	ST	ST	ST	ST	ST	ST	ST	ST	ST	ST	ST	ST	ST	ST	ST
Chatman	IN	IN	IN	IN	NR	NR	NR	NR	NR	NR	NR	NR	NR	NR	NR	NR
Crowder	ST	ST	ST	PL	ST	ST	ST	ST	ST	ST	ST	ST	ST	ST	PL	PL
Daniels	PL	PL	ST	ST	ST	ST	ST	ST	ST	ST	ST	ST	ST	ST	ST	ST
Denney	PL	PL	PL	PL	PL	PL	PL	PL	PL	PL	PL	PL	PL	PL	PL	PL
Diamond	ST	ST	ST	ST	PL	PL	PL	PL	PL	PL	PL	PL	PL	PL	ST	ST
Ephraim	DNP	DNP	DNP	PL	PL	PL	PL	PL	PL	PL	PL	PL	PL	PL	ST	ST
Evans	PL	PL	ST	ST	PL	PL	NR	NR	NR	NR	NR	NR	NR	NR	NR	NR
Feeley	3QB	3QB	3QB	3QB	3QB	NR	NR	NR	NR	NR	NR	NR	NR	NR	NR	NR
Frerotte	ST	ST	ST	ST	ST	ST	ST	ST	ST	PL	ST	ST	ST	ST	ST	ST
Gilmore	PL	PL	PL	PL	PL	PL	PL	PL	PL	PL	PL	ST	IN	PL	PL	PL
Glenn	PL	PL	PL	PL	PL	PL	PL	PL	PL	PL	PL	PL	PL	PL	PL	PL
Hadnot	ST	ST	ST	ST	ST	ST	ST	ST	ST	ST	ST	ST	ST	ST	ST	ST
Heller	PL	PL	PL	PL	PL	PL	PL	NR	NR	NR	NR	NR	NR	NR	NR	NR
Holliday	ST	ST	ST	ST	ST	ST	ST	ST	ST	ST	ST	ST	ST	ST	ST	ST
Hollowell	NR	NR	NR	NR	NR	NR	NR	NR	NR	NR	IN	NR	NR	NR	NR	NR
Holmes	PS	PS	PS	PS	PS	PS	PS	DNP	PL	PL	PL	PL	PL	PL	PL	PL
Howard	ST	ST	PL	ST	PL	PL	ST	PL	ST	PL	PL	PL	IN	PL	ST	ST
Jackson	PL	PL	PL	ST	IN	PL	PL	PL	PL	PL	PL	PL	PL	PL	PL	PL
James	ST	ST	ST	ST	ST	ST	ST	ST	ST	ST	ST	ST	ST	ST	ST	ST
Jones, D.	PL	PL	PL	PL	PL	PL	PL	PL	PL	PL	PL	PL	PL	PL	PL	PL
Jones, T.	ST	ST	ST	ST	ST	ST	IR	IR	IR	IR	IR	IR	IR	IR	IR	IR
Labinjo	NR	NR	NR	NR	NR	NR	NR	NR	NR	NR	NR	NR	NR	NR	NR	NR
LeJeune	NR	NR	NR	NR	NR	NR	PL	IN	IN	PL	PL	PL	PL	IN	DNP	IN
Lemon	NR	NR	NR	NR	NR	3QB	3QB	3QB	3QB	3QB	3QB	3QB	3QB	3QB	3QB	3QB
Madison	ST	ST	ST	ST	ST	ST	IN	ST	ST	ST	ST	ST	ST	ST	ST	ST
Mare	PL	PL	PL	PL	PL	PL	PL	PL	PL	PL	PL	PL	PL	PL	PL	PL
McDougale	PL	PL	PL	ST	ST	DNP	DNP	DNP	DNP	DNP	PL	PL	DNP	DNP	PL	PL
McGill	IN	IN	IN	IN	NR	NR	NR	PS	PS	PS	PS	PS	PS	NR	NR	NR
McIntosh	ST	ST	ST	ST	ST	ST	ST	ST	ST	ST	ST	ST	ST	ST	ST	ST
McKinney	ST	ST	ST	ST	ST	ST	ST	ST	ST	ST	ST	ST	ST	IR	IR	IR
McMichael	ST	ST	ST	ST	ST	ST	ST	ST	ST	ST	ST	ST	ST	ST	ST	ST
Minor	PL	PL	PL	PL	PL	PL	PL	PL	PL	PL	PL	PL	PL	PL	PL	PL
Moore	PL	PL	PL	PL	IN	PL	IN	IR	IR	IR	IR	IR	IR	IR	IR	IR
Moreno	NR	NR	NR	NR	NR	NR	NR	NR	NR	NR	IN	NR	NR	NR	NR	NR
Morris	PL	PL	PL	PL	PL	PL	ST	ST	PL	PL	PL	PL	PL	PL	PL	PL
Pope	IN	IN	IN	IN	PL	PL	PL	PL	PL	PL	ST	ST	PL	PL	PL	PL
Rogers	NR	NR	NR	NR	NR	IN	PL	IN	IN	IN	PL	PL	IN	IN	IN	IN
Rosenfels	DNP	DNP	DNP	DNP	DNP	PL	DNP	DNP	DNP	ST	DNP	PL	DNP	PL	DNP	DNP
Roth	PL	PL	PL	PL	PL	PL	PL	PL	PL	PL	PL	PL	PL	PL	PL	PL
Russell	NR	NR	NR	NR	IN	NR	NR	NR	IN	IN	IN	PL	PL	IN	IN	IN
Schulters	ST	ST	ST	ST	ST	ST	ST	ST	ST	ST	ST	ST	ST	ST	ST	ST
Seau	ST	ST	ST	PL	IN	IN	IN	ST	PL	ST	IR	IR	IR	IR	IR	IR
Shaw	NR	NR	NR	NR	NR	NR	NR	IN	IN	IN	NR	NR	NR	IN	IN	NR
Spragan	PL	PL	PL	PL	ST	ST	ST	PL	PL	PL	ST	ST	ST	ST	ST	ST
Taylor	ST	ST	ST	ST	ST	ST	ST	ST	ST	ST	ST	ST	ST	ST	ST	ST
Thomas, K.	IN	IN	IN	PL	PL	IN	PL	PL	PL	IN	PL	IN	PL	PL	PL	PL
Thomas, Z.	ST	ST	ST	ST	ST	ST	ST	ST	ST	ST	IN	IN	ST	ST	ST	ST
Tillman	PL	PL	PL	PL	PL	PL	ST	ST	ST	ST	ST	ST	ST	ST	ST	ST
Towns	NR	NR	NR	NR	NR	NR	NR	NR	NR	NR	NR	IN	PL	PL	PL	PL
Traylor	ST	ST	ST	ST	ST	ST	ST	ST	ST	ST	IN	IN	IN	IN	ST	ST
Welker	PL	PL	PL	PL	PL	PL	PL	PL	PL	PL	ST	PL	PL	PL	PL	PL
Williams	SS	SS	SS	SS	ST	PL	PL	PL	PL	PL	PL	PL	PL	PL	ST	ST
Wright	IN	IN	IN	IN	IN	IN	IN	IN	IN	IN	IN	PL	PL	PL	IN	IN
Zgonina	PL	PL	PL	PL	PL	PL	PL	PL	PL	PL	PL	ST	ST	ST	PL	PL

LEGEND

ST = STARTED XX = DID NOT PLAY PL = PLAYED PS = PRACTICE SQUAD IR = INJURED RESERVE
 PP = PHYSICALLY UNABLE TO PER IN = INACTIVE NR = NOT ON ROSTER 3Q = THIRD QUARTERBACK

2005 GAME-BY-GAME SUMMARIES

GAME 1

DOLPHINS 34, BRONCOS 10
September 11, 2005

Dolphins Stadium
Miami Gardens, FL

The Dolphins improved their record in season openers to 23-16-1 and their record in home openers to 31-8-1. The Dolphins took a 3-0 lead with 5:50 left in the first quarter on a 29-yard field goal by Olindo Mare, seven plays after Chris Chambers went 61 yards on an end-around to the Broncos' 21. Mare accounted for his second field goal of the afternoon 2:24 into the second quarter when his 44-yard kick capped a 14-play, 54-yard drive that used 6:03 of the clock. On the drive, Gus Frerotte completed eight of 11 passes, totaling 61 yards. The Broncos had a goal-to-go situation midway through the second quarter, but were turned away by the Dolphins' defense, including twice from the one-yard line. After pinning the Dolphins deep in their own territory, the Broncos got the ball back at the Dolphins' 41. From there, they traveled 32 yards in seven plays, en route to a Jason Elam 29-yard field goal, 1:51 prior to the half. The Dolphins scored their first touchdown of 2005 with 4:47 remaining in the third quarter when Frerotte found a wide open Randy McMichael in the end zone from two yards out. The score culminated a nine-play, 61-yard drive in which the key plays were a pair of third-down conversions, and a 28-yard pass interference penalty on the Broncos, which put the Dolphins at the 7-yard line two plays prior to the touchdown. The Dolphins tallied their second touchdown in as many series when Sammy Morris scored on a nine-yard run, 1:49 into the fourth quarter, capping a 10-play, 68-yard drive. As they did on the previous scoring drive, the Dolphins converted two third downs, both on completions from Frerotte to Wes Welker. The Broncos accounted for their initial touchdown of the season 5:41 into the fourth quarter on a two-yard pass from Jake Plummer to Kyle Johnson on fourth-and-goal. The six-play drive started at the Dolphins' 26 after Todd Devoe recovered a Welker fumbled punt. The Dolphins came right back on the ensuing play from scrimmage when Frerotte hit Marty Booker in stride down the left sideline for a 60-yard TD pass. On the game's final play from scrimmage, with the Broncos at the Dolphins' 6, Jason Taylor stripped the ball from Plummer, recovered the loose ball and raced 85 yards for a touchdown, the longest fumble return in Dolphins history. It also was Taylor's fifth career fumble return for a touchdown, as he tied an NFL record.

DENVER	0	3	0	7	-	10
MIAMI	3	3	7	21	-	34

TEAM	SCORE	DRIVE		QTR	CLOCK
		(Plays/Yards/Time)			TIME
MIA	Mare 29 field goal	9/69/3:53	1	5:50	
MIA	Mare 44 field goal	14/54/6:03	2	12:36	
DEN	Elam 28 field goal	7/32/2:31	2	1:51	
MIA	McMichael 2 pass from Frerotte (Mare kick)	9/61/4:23	3	4:47	
MIA	Morris 9 run (Mare kick)	10/68/4:49	4	13:11	
DEN	Johnson 2 pass from Plummer (Elam kick)	6/26/2:17	4	9:19	
MIA	Booker 60 pass from Frerotte (Mare kick)	1/60/0:10	4	9:09	
MIA	Taylor 85 fumble return (Mare kick)		4	0:00	

ATT. - 72,324

	DENVER	MIAMI
First Downs/Total-Rush-Pass-Penalty	19/3-15-1	21/5-14-2
Third Down Efficiency	1-12/8.3	8-15/53.3
Total Yards-Plays-Average	312-69-4.5	426-69-6.2
Rushes-Yards-Average	20-70-3.5	33-151-4.6
Net Yards Passing-Sacked-Yards Lost	242-1-9	275-0-0
Passes Attempted-Completed-Intercepted	48-22-2	36-24-1
Punts/Number-Average	7-45.4	3-47.3
Penalties/Number-Yards	7-73	11-69
Fumbles/Number-Lost	2-1	3-2
Time of Possession	27:42	32:18

INDIVIDUAL STATISTICS

RUSHING - Denver: Bell 13-47; Plummer 3-18; Anderson 4-5.

Miami: Chambers 1-61; Brown 22-57; Minor 5-17; Morris 2-14, 1 TD; Frerotte 3-2.

PASSING - Denver: Plummer 48-22-2, 251 yards, 1 TD.

Miami: Frerotte 36-24-1, 275 yards, 2 TDs

RECEIVING - Denver: Smith 7-90; Putzier 7-67; Adams 2-35; Johnson 2-21, 1 TD; Lelie 2-17; Bell 1-13;

Alexander 1-8.

Miami: McMichael 6-65, 1 TD; Booker 5-104, 1 TD; Chambers 5-40; Welker 4-60; Boston 1-8; Brown 1-4;

Evans 1-4; Minor 1-0.

INTERCEPTIONS - Denver: Bailey 1-11 yards.

Miami: Schulters 1-25 yards; Daniels 1-4 yards

SACKS – Denver: None.

Miami: Taylor 1.

MISSED FIELD GOALS – Denver: None.

Miami: None.

GAME 2

JETS 17, DOLPHINS 7
September 18, 2005

Meadowlands
East Rutherford, NJ

The Jets defeated the Dolphins for the third straight time and 12th in the last 15 meetings. The Jets took the ball on the game's opening series and moved 80 yards in nine plays, en route to a seven-yard TD pass from Chad Pennington to Laveranues Coles on third-and-goal. The key plays on the drive were a 16-yard pass interference penalty on the Dolphins on third-and-15 from the Jets' 15, and a 37-yard completion from Pennington to Justin McCareins six plays prior to the score, putting the Jets at the Dolphins' 32. The Dolphins had a chance to put points on the board on their initial series of the game, but Olindo Mare's 21-yard field goal attempt missed wide left. The Jets had an opportunity to extend their lead late in the second quarter, but Curtis Martin was stopped on fourth-and-goal from the one-yard line. After pinning the Dolphins deep in their own territory, the Jets got the ball back and moved 20 yards, putting them in position for a Mike Nugent 41-yard field goal, 1:02 prior to the half. The Dolphins closed the gap to three points 47 seconds into the fourth quarter on a four-yard TD pass from Gus Frerotte to Randy McMichael. The seven-play drive started at the Jets' 41 following a 23-yard punt return by Wes Welker. The Jets answered with a 10-play, 80-yard drive that consumed 5:54 of the clock and ended with a one-yard scoring pass from Pennington to Jerald Sowell, putting the game out of reach. Pennington completed all seven of his pass attempts, totaling 74 yards, en route to the touchdown. The Dolphins made it into Jets territory on two of their final three series of the game, but could not come away with any points.

MIAMI	0	0	0	7	–	7
NEW YORK	7	3	0	7	–	17

TEAM	SCORE	DRIVE (Plays/Yards/Time)	QTR	CLOCK TIME
NYJ	Coles 7 pass from Pennington (Nugent kick)	9/80/5:28	1	9:32
NYJ	Nugent 41 field goal	7/20/2:21	2	1:02
MIA	McMichael 4 pass from Frerotte (Mare kick)	7/41/3:29	4	14:13
NYJ	Sowell 1 pass from Pennington (Nugent kick)	10/80/5:54	4	8:19

ATT. – 77,918

	MIAMI	N.Y. JETS
First Downs/Total-Rush-Pass-Penalty	15/5-9-1	20/7-11-2
Third Down Efficiency	4-14/28.6	6-15/40.0
Total Yards-Plays-Average	235-63-3.7	271-66-4.1
Rushes-Yards-Average	18-66-3.7	34-98-2.9
Net Yards Passing-Sacked-Yards Lost	169-2-8	173-2-17
Passes Attempted-Completed-Intercepted	43-20-1	30-19-0
Punts/Number-Average	7-40.6	7-44.1
Penalties/Number-Yards	10-88	5-40
Fumbles/Number-Lost	3-0	3-0
Time of Possession	26:01	33:59

INDIVIDUAL STATISTICS

RUSHING – Miami: Brown 12-35; Morris 4-23; Chambers 1-8; Evans 1-0.

N.Y. Jets: Martin 31-72; Blaylock 2-14; Pennington 1-12.

PASSING – Miami: Frerotte 43-20-1, 177 yards, 1 TD.

N.Y. Jets: Pennington 30-19-0, 190 yards, 2 TDs.

RECEIVING – McMichael 8-77, 1 TD; Chambers 3-21; Diamond 3-14; Welker 2-21; Boston 2-18; Booker 1-21; Brown 1-5.

N.Y. Jets: McCareins 5-87; Coles 5-68, 1 TD; Chrebet 3-22; Sowell 3-4, 1 TD; Martin 2-6; Baker 1-3.

INTERCEPTIONS – Miami: None.

N.Y. Jets: Barrett 1-1 yard.

SACKS – Miami: Carter 1; Seau 1.

N.Y. Jets: Abraham 1; Ellis 1.

MISSED FIELD GOALS – Miami: Mare 21(WL).

N.Y. Jets: None.

GAME 3

DOLPHINS 27, PANTHERS 24
September 25, 2005

Dolphins Stadium
Miami Gardens, FL

Miami improved its mark to 3-0 all-time over the Panthers and improved their home regular season record in the months of August/September to 44-14 and 25-6 at Dolphins Stadium. The Dolphins took the ball on the opening series of the game and moved 85 yards in 11 plays, culminating with a one-yard TD run

by Ronnie Brown, his first NFL touchdown. The key play on the drive was a 25-yard completion from Gus Frerotte to Chris Chambers on third-and-3 from the Dolphins' 22. The Panthers responded with a seven-play, 36-yard drive that ended with a 52-yard field goal by John Kasay. A 26-yard completion from Jake Delhomme to Steve Smith on third-and-5 from the Panthers' 35 kept the drive alive. The Dolphins opened an 11-point advantage with ten seconds remaining in the first quarter on an 18-yard TD pass from Frerotte to Randy McMichael. The score occurred two plays after Travares Tillman recovered a Smith fumbled punt at the Panthers' 16. Carolina closed the gap to four points 5:44 prior to the half when Delhomme found Smith in the end zone on third-and-goal from the one-yard line. The score occurred five plays after Delhomme hit DeShaun Foster for a 33-yard completion to the Dolphins' 7. Miami regained its 11-point advantage five plays later when Chris Chambers made a one-handed grab of a Frerotte pass for a 42-yard score. The Dolphins began the five-play drive at their own 40 when the kickoff following the Panthers' touchdown went out of bounds. Carolina answered by marching 80 yards in nine plays, ending with a three-yard scoring pass from Delhomme to Smith, 54 seconds prior to the half. One play earlier, the same pair hooked up for a 21-yard completion on third-and-13. The Dolphins took a seven-point edge midway through the fourth quarter when Olindo Mare connected on a 27-yard field goal. The first play of the 10-play, 87-yard scoring drive was a 58-yard run by Ronnie Brown, putting the Dolphins at the Panthers' 38. Carolina responded yet again, 20 seconds later, when Delhomme and Smith combined for a 53-yard touchdown, one play after the Dolphins were called for a 27-yard pass interference penalty. With the Panthers at the Dolphins' 43 at the two-minute warning, Lance Schulters picked off a Delhomme pass and raced 37 yards to the Carolina 25. That set up a 32-yard game-winning field goal by Mare with four seconds to play.

CAROLINA	3	14	0	7	-	24
MIAMI	14	7	0	6	-	27

TEAM	SCORE	DRIVE (Plays/Yards/Time)	QTR	CLOCK TIME
MIA	Brown 1 run (Mare kick)	11/85/4:51	1	10:09
CAR	Kasay 52 field goal	7/36/2:58	1	7:11
MIA	McMichael 18 pass from Frerotte (Mare kick)	2/16/0:45	1	0:10
CAR	Smith 1 pass from Delhomme (Kasay kick)	9/56/5:40	2	5:44
MIA	Chambers 42 pass from Frerotte (Mare kick)	5/60/2:05	2	3:39
CAR	Smith 3 pass from Delhomme (Kasay kick)	9/80/2:45	2	0:54
MIA	Mare 27 field goal	10/87/4:49	4	7:32
CAR	Smith 53 pass from Delhomme (Kasay kick)	2/80/0:20	4	7:12
MIA	Mare 32 field goal	5/11/1:47	4	0:04

ATT. - 72,288

	CAROLINA	MIAMI
First Downs/Total-Rush-Pass-Penalty	23/4-13-6	16/5-10-1
Third Down Efficiency	6-13/46.2	6-13/46.2
Total Yards-Plays-Average	299-65-4.6	315-63-5.0
Rushes-Yards-Average	26-61-2.3	30-144-4.8
Net Yards Passing-Sacked-Yards Lost	238-4-47	171-0-0
Passes Attempted-Completed-Intercepted	35-19-1	33-14-1
Punts/Number-Average	5-45.4	6-44.7
Penalties/Number-Yards	4-39	13-138
Fumbles/Number-Lost	3-2	0-0
Time of Possession	32:13	27:47

INDIVIDUAL STATISTICS

RUSHING - Carolina: Davis 16-36; Foster 8-27; Smith 2-(-2).

Miami: Brown 23-132, 1 TD; Morris 5-10; Welker 1-5; Frerotte 1-(-3).

PASSING - Carolina: Delhomme 35-19-1, 285 yards, 3 TDs.

Miami: Frerotte 33-14-1, 171 yards, 2 TDs.

RECEIVING - Carolina: Smith 11-170, 3 TDs; Foster 3-48; Mangum 2-32; Davis 2-16; Proehl 1-19.

Miami: Chambers 6-93, 1 TD; Brown 3-15; Booker 2-15; McMichael 1-18, 1 TD; Morris 1-18; Gilmore 1-12.

INTERCEPTIONS - Carolina: Gamble 1-0 yards.

Miami: Schulters 1-37 yards.

SACKS - Carolina: None.

Miami: Carter 1; Jones 1; Schulters 1; Thomas 1.

MISSED FIELD GOALS - Carolina: None.

Miami: None.

GAME 4

BILLS 20, DOLPHINS 14
October 9, 2005

Ralph Wilson Stadium
Orchard Park, NY

The Bills defeated the Dolphins for the second straight time and third time in the last four games in Buffalo. The Bills took the ball on the game's opening series and moved 67 yards in eight plays, ending with a Willis McGahee one-yard scoring run. The key play on the drive was a 49-yard completion from Kelly Holcomb to Lee Evans on third-and-4 two plays prior to the score, putting the Bills at the Dolphins' 1. The Bills scored for the second time in as many series when Rian Lindell connected on a 24-yard field goal with

4:15 to play in the first quarter, capping an 11-play, 51-yard drive. Buffalo made it three-of-three with 8:08 remaining in the first half when Holcomb connected with Eric Moulds for a two-yard TD on third-and-goal. The 12-play drive started at the Dolphins' 45 because of an errant snap on the punt attempt following Miami's previous series. The Dolphins had a goal-to-go situation with just more than five minutes to play in the first half when Terrence McGee intercepted a Gus Frerotte pass in the end zone. The Dolphins were held scoreless in the first half as they committed 12 penalties totaling 58 yards over the first two quarters. The Dolphins posted their first points of the day with 5:50 to play in the third quarter when Frerotte found Will Heller in the back of the end zone for a one-yard TD strike. The four-play, 90-yard drive was highlighted by a 52-yard completion from Frerotte to Marty Booker two plays before the touchdown and a 28-yard run by Ronnie Brown on the play prior to the score. The Dolphins got to within three points of the lead with 8:18 remaining in the contest on a 30-yard TD pass from Frerotte to Randy McMichael. The drive began three plays earlier when Jeff Zgonina recovered a Holcomb fumble at the Bills' 35. McGee returned the ensuing kickoff 53 yards to the Dolphins' 33. That led to a 47-yard field goal by Lindell seven plays later, extending Buffalo's lead to six points, with 4:35 left in the contest. The Dolphins got the ball back at their own 29 with 4:35 to play and moved 53 yards to the Bills' 25 with less than two minutes to play when Troy Vincent recovered a Brown fumble at the Bills' 18 following an 11-yard reception. The Dolphins got the ball back one final time, at the Buffalo 47 with 21 seconds remaining, but Frerotte was sacked on two of the final three snaps of the game to end any comeback aspirations.

MIAMI	0	0	7	7	-	14
BUFFALO	10	7	0	3	-	20

TEAM	SCORE	DRIVE (Plays/Yards/Time)	QTR	CLOCK TIME
BUF	McGahee 1 run (Lindell kick)	8/67/3:37	1	11:23
BUF	Lindell 24 field goal	11/51/5:38	1	4:15
BUF	Moulds 2 pass from Holcomb (Lindell kick)	12/45/6:52	2	8:08
MIA	Heller 1 pass from Frerotte (Mare kick)	4/90/2:24	3	5:50
MIA	McMichael 30 pass from Frerotte (Mare kick)	3/35/1:21	4	8:18
BUF	Lindell 47 field goal	7/4/3:43	4	4:35

ATT. – 72,160

	MIAMI	BUFFALO
First Downs/Total-Rush-Pass-Penalty	16/5-9-2	21/7-8-6
Third Down Efficiency	3-9/33.3	6-14/42.9
Total Yards-Plays-Average	323-55-5.9	236-65-3.6
Rushes-Yards-Average	20-113-5.7	36-99-2.8
Net Yards Passing-Sacked-Yards Lost	210-2-16	137-3-32
Passes Attempted-Completed-Intercepted	33-21-3	26-20-0
Punts/Number-Average	3-40.7	6-50.2
Penalties/Number-Yards	18-102	7-63
Fumbles/Number-Lost	4-2	5-1
Time of Possession	24:48	35:12

INDIVIDUAL STATISTICS

RUSHING – Miami: Brown 17-97; Frerotte 2-16; Jones 1-0.
Buffalo: McGahee 31-86, 1 TD; Holcomb 4-11; Williams 1-2.

PASSING – Miami: Frerotte 33-21-3, 226 yards, 2 TDs.
Buffalo: Holcomb 26-20-0, 169 yards, 1 TD.

RECEIVING – Miami: Brown 6-19; Chambers 4-60; Booker 3-72; Welker 2-24; Evans 2-10; McMichael 1-30, 1 TD; Morris 1-8; Diamond 1-2; Heller 1-1, 1 TD.
Buffalo: Moulds 7-59, 1 TD; Evans 3-65; Campbell 3-15; Reed 2-13; Shelton 2-10; McGahee 2-5; Williams 1-2.

INTERCEPTIONS – Miami: None.
Buffalo: Clements 1-0 yards; McGee 1-0 yards; Vincent 1-6 yards.

SACKS – Miami: Taylor 2; Howard 1.
Buffalo: Denney 1; Kelsay 1.

MISSED FIELD GOALS – Miami: None.
Buffalo: None.

GAME 5

BUCCANEERS 27, DOLPHINS 13
October 16, 2005

Raymond James Stadium
Tampa, FL

Tampa Bay won for the fourth straight time in this series. The Bucs took the ball on the game's opening series and marched 78 yards in ten plays, ending with a seven-yard TD pass from Brian Griese to Joey Galloway on third-and-goal. It was the third third-down conversion that Griese and Galloway combined to convert on the drive. Michael Pittman also rushed for 36 yards on two carries, including a 33-yard run to the Dolphins' 25. Miami responded with a ten-play, 43-yard drive that culminated with an Olindo Mare 47-yard field goal with 5:16 remaining in the opening period. The key play was a 19-yard run on an end-around by Chris Chambers, putting the Dolphins at the Bucs' 34. The Bucs responded with a nine-play, 62-yard drive that ended with a Matt Bryant 36-yard field goal, with 1:10 left in the first quarter. The key play was a 23-yard com-

pletion from Griesse to Mike Alstott, putting the Bucs at the Dolphins' 31. The Dolphins cut the deficit to four points on their initial series of the second half when Mare came on to convert the 200th field goal of his career, from 53 yards out, capping a seven-play, 38-yard drive. Tampa Bay regained its seven-point advantage on the ensuing series when a 32-yard field goal by Bryant capped a 14-play, 66-yard drive in which the key play was a 22-yard completion from Chris Simms to Michael Clayton on third-and-5 from the Dolphins' 49. The Bucs opened a 14-point lead with 1:32 to play in the third quarter on a 57-yard TD run by Pittman. On the third play of the ensuing series, Greg Spires stripped Gus Frerotte of the ball and Will Allen picked it up and raced 33 yards for a touchdown. The Dolphins notched their first touchdown of the day 5:04 into the fourth quarter when Ronnie Brown scored on an eight-yard run, one play after Channing Crowder recovered an Earnest Graham fumble that was forced by Zach Thomas.

MIAMI	3	0	3	7	-	13
TAMPA BAY	10	0	17	0	-	27

TEAM	SCORE	DRIVE (Plays/Yards/Time)	QTR	CLOCK TIME
TB	Galloway 7 pass from Griesse (Bryant kick)	10/78/5:55	1	9:05
MIA	Mare 47 field goal	10/43/3:49	1	5:16
TB	Bryant 36 field goal	9/62/4:06	1	1:10
MIA	Mare 53 field goal	7/38/3:14	3	11:46
TB	Bryant 32 field goal	14/66/7:14	3	4:32
TB	Pittman 57 run (Bryant kick)	3/66/1:34	3	1:32
TB	Allen 33 fumble return (Bryant kick)		3	0:06
MIA	Brown 8 run (Mare kick)	1/8/0:06	4	9:56

ATT. - 65,168

	MIAMI	TAMPA BAY
First Downs/Total-Rush-Pass-Penalty	13/3-9-1	15/4-11-0
Third Down Efficiency	3-14/21.4	8-17/47.1
Total Yards-Plays-Average	307-65-4.7	342-63-5.4
Rushes-Yards-Average	18-64-3.6	34-180-5.3
Net Yards Passing-Sacked-Yards Lost	243-4-24	162-3-27
Passes Attempted-Completed-Intercepted	43-21-0	26-18-0
Punts/Number-Average	6-38.8	7-48.9
Penalties/Number-Yards	9-60	9-65
Fumbles/Number-Lost	3-2	1-1
Time of Possession	24:21	35:39

INDIVIDUAL STATISTICS

RUSHING - Miami: Chambers 3-25; Brown 9-22, 1 TD; Frerotte 1-9; Williams 5-8.

Tampa Bay: Pittman 15-127, 1 TD; Graham 17-50; Clayton 1-2; Griesse 1-1.

PASSING - Miami: Frerotte 43-21-0, 267 yards.

Tampa Bay: Griesse 16-12-0, 120 yards, 1 TD; Simms 10-6-0, 69 yards.

RECEIVING - Miami: Williams 6-22; Welker 3-97; Chambers 3-50; McMichael 3-20; Brown 2-44; Morris 2-18; Booker 1-12; Gilmore 1-4.

Tampa Bay: Galloway 9-96, 1 TD; Clayton 2-27; Hilliard 2-19; Smith 2-0; Alstott 1-23; Becht 1-13;

Pittman 1-11.

INTERCEPTIONS - Miami: None.

Tampa Bay: None.

SACKS - Miami: Bell 1; Carter 1; Thomas 1.

Tampa Bay: Brooks 1; Rice 1; Spires 1; White 1.

MISSED FIELD GOALS - Miami: None.

Tampa Bay: None.

GAME 6

CHIEFS 30, DOLPHINS 20
October 21, 2005

Dolphins Stadium
Miami Gardens, FL

In a game that was moved to a Friday night from a Sunday afternoon because of the impending arrival of Hurricane Wilma, the Dolphins dropped their third straight game of 2005 and their second in a row to Kansas City. The Chiefs took the ball on the opening series of the game and moved 80 yards in eight plays, ending with a Priest Holmes five-yard TD run. Kansas City converted a pair of third downs en route to the score, and the key play was a 50-yard completion from Trent Green to Chris Horn to the Dolphins' 18, four plays before the touchdown. The Dolphins got on the board for the first time with 7:22 to play in the first half on an Olindo Mare 33-yard field goal. The score was set up by a Wes Welker 47-yard punt return to the Chiefs' 10 four plays earlier. Kansas City answered with a 10-play, 80-yard drive that ended with a Larry Johnson two-yard TD run 1:56 prior to the half. Two plays before the score, Green hit Marc Boerigter for a 29-yard completion to the Miami 4. The Dolphins got the ball back following the score and marched 67 yards in nine plays, ending with a 23-yard field goal by Mare with five seconds remaining in the opening half. The key play was a 34-yard completion from Gus Frerotte to Welker on third-and-7, putting the Dolphins at the Chiefs' 35. The Dolphins got to within one point of the lead on the first play of the second half when Ronnie Brown broke loose for a 65-yard TD run, the second-longest run from scrimmage ever by a Dolphins rook-

ie. The Chiefs answered two plays later, however, with a 35-yard TD run by Holmes, one play after Green connected with Jason Dunn for a 24-yard completion. The Chiefs opened their second 11-point lead of the night with 3:37 left in the third quarter on a 30-yard field goal by Lawrence Tynes, capping a 14-play, 73-yard drive that used 7:53 of the clock. Tynes gave the Chiefs their largest lead of the night 1:35 into the final frame with a 51-yard field goal, and followed that up with a 52-yarder, less than three minutes afterward. The final score of the night was accounted for by the Dolphins when Sage Rosenfels hit Chris Chambers for a 77-yard TD strike with 2:35 remaining.

KANSAS CITY	7	7	10	6	-	30
MIAMI	0	6	7	7	-	20

TEAM	SCORE	DRIVE (Plays/Yards/Time)	QTR	CLOCK TIME
KC	Holmes 5 run (Tynes kick)	8/80/4:32	1	10:28
MIA	Mare 33 field goal	4/-4/1:52	2	7:22
KC	Johnson 2 run (Tynes kick)	10/80/5:26	2	1:56
MIA	Mare 23 field goal	9/67/1:51	2	0:05
MIA	Brown 65 run (Mare kick)	1/65/0:20	3	14:40
KC	Holmes 35 run (Tynes kick)	2/59/0:41	3	13:59
KC	Tynes 30 field goal	14/73/7:53	3	3:37
KC	Tynes 51 field goal	9/42/3:52	4	13:25
KC	Tynes 52 field goal	5/29/1:39	4	10:41
MIA	Chambers 77 pass from Rosenfels (Mare kick)	1/77/0:12	4	2:35

ATT. – 68,350

	KANSAS CITY	MIAMI
First Downs/Total-Rush-Pass-Penalty	24/10-14-0	9/2-7-0
Third Down Efficiency	8-17/47.1	3-13/23.1
Total Yards-Plays-Average	462-81-5.7	286-47-6.1
Rushes-Yards-Average	45-185-4.1	14-94-6.7
Net Yards Passing-Sacked-Yards Lost	277-2-12	192-2-10
Passes Attempted-Completed-Intercepted	34-20-0	31-12-1
Punts/Number-Average	5-45.4	8-45.9
Penalties/Number-Yards	7-63	4-30
Fumbles/Number-Lost	0-0	1-0
Time of Possession	41:40	18:20

INDIVIDUAL STATISTICS

RUSHING – Kansas City: Johnson 23-93, 1 TD; Holmes 18-90, 2 TDs; Kennison 2-4; Green 2-(-2).

Miami: Brown 8-95, 1 TD; Williams 6-(-1).

PASSING – Kansas City: Green 34-20-0, 289 yards.

Miami: Frerotte 29-11-1, 125 yards; Rosenfels 1-1-0, 77 yards, 1 TD; Booker 1-0-0.

RECEIVING – Kansas City: Gonzalez 7-67; Hall 3-39; Dunn 2-42; Boerigter 2-34; Kennison 2-24; Horn 1-50; Johnson 1-26; Holmes 1-6; Richardson 1-1.

Miami: McMichael 3-29; Chambers 2-88, 1 TD; Welker 2-41; Booker 2-26; Brown 2-15; Evans 1-3.

INTERCEPTIONS – Kansas City: Wesley 1-15 yards.

Miami: None.

SACKS – Kansas City: Hicks 1; Bell 0.5; Sapp 0.5.

Miami: Jones 1; Schulters 1.

MISSED FIELD GOALS – Kansas City: None.

Miami: None.

GAME 7

DOLPHINS 21, SAINTS 6
October 30, 2005

Tiger Stadium
Baton Rouge, LA

In the first NFL regular season game in Baton Rouge, two Dolphins surpassed the 80-yard rushing plateau in the same game for the first time since 1979 to propel Miami to its first initial road win of the season. The Saints took the ball on their initial drive of the game and marched 57 yards in ten plays, ending with a 26-yard field goal by John Carney, with 6:48 to play in the opening quarter. The key play was a 23-yard run by Antowain Smith, putting the Saints at the Dolphins' 18. The Dolphins evened the count with 33 seconds to play in the first quarter when Olindo Mare connected on a 37-yard field goal. The score occurred seven plays after Vernon Carey recovered a Dwight Smith fumble at the Saints' 29 after Smith intercepted a Gus Frerotte pass in the end zone and returned it 28 yards. Mare gave the Dolphins their first lead of the afternoon with 7:18 remaining in the opening half on a 36-yard field goal that capped a 14-play, 62-yard drive. The Dolphins converted a pair of third downs en route to the score, including a 9-yard completion from Frerotte to Ronnie Brown on third-and-5 from the Saints' 40. Mare gave Miami a six-point advantage on the final play of the first half with a 41-yard field goal that culminated an eight-play, 37-yard drive. The Saints crept to within three points of the lead with 3:37 left in the third quarter on a 49-yard field goal by Carney, four plays after Darren Howard stripped the ball from Frerotte and Howard recovered the fumble at the Dolphins' 29. The Dolphins added a safety with 1:52 remaining in the third quarter when Kevin Carter sacked Aaron Brooks in the end zone. The Dolphins took over at their own 49 following the free kick and moved 51 yards in five plays, ending

with a 12-yard TD pass from Frerotte to Chris Chambers, 51 seconds into the fourth quarter. Mare accounted for his fourth field goal of the day, from 46 yards away, 5:32 into the final frame. The key play was a 15-yard roughing the passer penalty on the Saints, giving the Dolphins a first-and-10 from the Saints' 24. Following Carney's third-quarter field goal, the Saints failed to make it into Dolphins territory on any of their next three possessions.

MIAMI		3	6	2	10	–	21
NEW ORLEANS		3	0	3	0	–	6
TEAM	SCORE				DRIVE	QTR	CLOCK
					(Plays/Yards/Time)		
NO	Carney 26 field goal				10/57/5:01	1	6:48
MIA	Mare 37 field goal				7/10/3:14	1	0:33
MIA	Mare 36 field goal				14/62/5:34	2	7:18
MIA	Mare 41 field goal				8/37/1:43	2	0:00
NO	Carney 49 field goal				4/-2/1:05	3	3:37
MIA	Safety, Carter tackles Brooks in end zone						
MIA	Chambers 12 pass from Frerotte (Mare kick)				5/51/2:43	4	14:09
MIA	Mare 46 field goal				8/33/3:46	4	9:28

ATT. – 61,643

	MIAMI	NEW ORLEANS
First Downs/Total-Rush-Pass-Penalty	20/10-7-3	14/3-9-2
Third Down Efficiency	7-18/38.9	0-11/0.0
Total Yards-Plays-Average	342-77-4.4	203-54-3.8
Rushes-Yards-Average	47-188-4.0	17-90-5.3
Net Yards Passing-Sacked-Yards Lost	154-2-14	113-6-68
Passes Attempted-Completed-Intercepted	28-16-1	31-14-1
Punts/Number-Average	4-46.0	5-46.8
Penalties/Number-Yards	5-34	8-77
Fumbles/Number-Lost	2-1	3-1
Time of Possession	36:23	23:37

INDIVIDUAL STATISTICS

RUSHING – Miami: Brown 23-106; Williams 17-82; Chambers 1-1; Frerotte 6-(-1).
New Orleans: Brooks 6-34; A. Smith 6-33; Stecker 4-23; Karney 1-0.

PASSING – Miami: Frerotte 28-16-1, 168 yards, 1 TD.
New Orleans: Brooks 31-14-1, 181 yards.

RECEIVING – Miami: Chambers 4-25, 1TD; Booker 3-40; McMichael 3-20; Welker 3-17; Brown 2-12; Boston 1-54.
New Orleans: Horn 7-99; Stallworth 3-52; Stecker 3-16; Henderson 1-14.

INTERCEPTIONS – Miami: Howard 1-5 yards.
New Orleans: D. Smith 1-28 yards.

SACKS – Miami: Bell 1; Carter 1; Holliday 1; Traylor 1; Zgonina 1; TEAM 1.
New Orleans: Howard 1; W. Smith 1.

MISSED FIELD GOALS – Miami: Mare 36(WL).
New Orleans: None.

GAME 8

FALCONS 17, DOLPHINS 10
November 6, 2005

Dolphins Stadium
Miami Gardens, FL

Atlanta won for the first time in four tries at Dolphins Stadium. The Falcons took the ball on the opening series of the game and moved 71 yards in nine plays, ending with a one-yard TD run by Warrick Dunn. Michael Vick completed all three of his pass attempts, totaling 57 yards, en route to the score, including two for 33 yards to Alge Crumpler. This consisted of a 19-yard completion to Crumpler on third-and-2 on the play prior to the score. The Dolphins tied the contest 4:10 into the second quarter when Ricky Williams broke loose for as 23-yard TD run, capping a five-play, 64-yard drive. QB Gus Frerotte completed each of his two pass attempts, totaling 33 yards, on the drive, both of which went to Chris Chambers. The Falcons answered with a 12-play, 92-yard drive that ended with an 11-yard TD pass from Vick to Brian Finneran on third-and-goal. Vick threw for 55 yards on the scoring march, while Dunn's 21-yard run gave the Falcons a first-and-goal from the eight-yard line. The Dolphins got to within four points of the lead with 1:56 to play in the first half on an Olindo Mare 28-yard field goal, four plays after Yeremiah Bell recovered an Allen Rossum fumbled punt at the Atlanta 14-yard line. After stopping the Dolphins on the first series of the second half, Atlanta marched 91 yards in 14 plays, culminating with a Todd Peterson 21-yard field goal. Again, Vick was on target as he hit on four of five attempts on the drive, totaling 44 yards. He also scrambled for 12 yards on two attempts, including a six-yard run on third-and-4 from the Dolphins' 32. The Dolphins had an opportunity to tie the game when they had the ball at the Falcons' eight-yard line with less than three minutes to play before Keion Carpenter intercepted a Frerotte pass on third-and-2, ending any comeback aspirations.

ATLANTA	7	7	3	0	–	17
MIAMI	0	10	0	0	–	10

TEAM	SCORE	DRIVE		QTR	CLOCK TIME
		(Plays/Yards/Time)			
ATL	Dunn 1 run (Peterson kick)	9/71/4:36		1	10:24
MIA	Williams 23 run (Mare kick)	5/64/2:28		2	10:50
ATL	Finneran 11 pass from Vick (Peterson kick)	12/92/6:10		2	4:40
MIA	Mare 28 field goal	4/5/1:18		2	1:56
ATL	Peterson 21 field goal	14/91/7:15		3	4:16

ATT. – 72,187

	ATLANTA	MIAMI
First Downs/Total-Rush-Pass-Penalty	27/11-13-3	11/6-5-0
Third Down Efficiency	11-17/64.7	0-9/0.0
Total Yards-Plays-Average	382-75-5.1	208-47-4.4
Rushes-Yards-Average	41-162-4.0	25-105-4.2
Net Yards Passing-Sacked-Yards Lost	220-3-8	103-0-0
Passes Attempted-Completed-Intercepted	31-22-0	22-13-1
Punts/Number-Average	3-38.0	6-43.5
Penalties/Number-Yards	4-28	7-60
Fumbles/Number-Lost	3-2	1-0
Time of Possession	36:15	23:45

INDIVIDUAL STATISTICS

RUSHING – Atlanta: Dunn 25-88, 1 TD; Vick 8-38; Griffith 7-20; White 1-16.

Miami: Brown 12-67; Williams 10-52, 1 TD; Frerotte 1-(-1); Chambers 2-(-13)

PASSING – Atlanta: Vick 31-22-0, 228 yards, 1 TD.

Miami: Frerotte 22-13-1, 103 yards.

RECEIVING – Atlanta: Finneran 8-92, 1 TD; Crumpler 6-65; Dunn 4-23; White 3-50; Griffith 1-(-2).

Miami: Chambers 3-40; McMichael 3-21; Booker 2-15; Brown 2-11; Morris 2-10; Welker 1-6.

INTERCEPTIONS – Atlanta: Carpenter 1-1 yard.

Miami: None.

SACKS – Atlanta: None.

Miami: Bowens 1; Taylor 1; Traylor 1.

MISSED FIELD GOALS – Atlanta: None.

Miami: None.

GAME 9

PATRIOTS 23, DOLPHINS 16
November 13, 2005

Dolphins Stadium
Miami Gardens, FL

The Patriots won for just the second time in their last eight tries against the Dolphins in South Florida. The Dolphins had a chance to put the game's first points on the board, but Olindo Mare's 31-yard field goal 5:20 into the second quarter missed wide right. The Dolphins came back on their next possession and moved 69 yards in eight plays, ending with a three-yard TD pass from Gus Frerotte to Chris Chambers. Ronnie Brown rushed for 33 yards on four carries en route to the score, including a two-yard run on third-and-1 from the Patriots' 23 and a 16-yard run on the play prior to the score. The Patriots put up their initial points of the afternoon with three seconds remaining in the opening half on a 35-yard field goal by Adam Vinatieri, culminating an eight-play, 68-yard drive that started at the Patriots' 15 when Ellis Hobbs recovered a Randy McMichael fumble. The Patriots pulled to within one point of the lead with 5:27 remaining in the third quarter on a 32-yard field goal by Vinatieri, four plays after a 49-yard pass interference penalty on the Dolphins put the Patriots at the Miami 17-yard line. New England took its first lead of the game on the final play of the third quarter when Tom Brady found Benjamin Watson in the end zone for a 16-yard TD, capping a 10-play, 53-yard drive. The pass for the two-point try was off the mark. New England added a Vinatieri 33-yard field goal 2:36 into the fourth quarter, five plays after Hobbs' interception of a Frerotte pass. Miami answered with a nine-play, 57-yard drive that ended with a 36-yard field goal by Mare. The Dolphins regained the lead with 2:59 to play in the game when Frerotte hit a wide open Chambers in the end zone for a 16-yard TD strike. The six-play drive started at the Dolphins' 44 following an interception by Jeremiah Bell. On the next play from scrimmage, Brady hit Tim Dwight for a 59-yard completion, leading to a 17-yard TD pass from Brady to Watson on the following play, with 2:16 remaining in the contest. Heath Evans punched it in for the two-point conversion. The Dolphins got the ball back at their own 25 and marched to the Patriots' five-yard line, highlighted by a 47-yard completion from Frerotte to Wes Welker, putting the Dolphins at the Patriots' 38. Four straight goal-to-goal plays produced minus-5 yards, however, as the Patriots held on for the triumph.

NEW ENGLAND	0	3	9	11	–	23
MIAMI	0	7	0	9	–	16

TEAM	SCORE	DRIVE		QTR	CLOCK
		(Plays/Yards/Time)			
MIA	Chambers 3 pass from Frerotte (Mare kick)	8/69/3:45		2	4:22
NE	Vinatieri 35 field goal	8/68/1:45		2	0:03
NE	Vinatieri 32 field goal	4/52/1:36		3	5:27
NE	Watson 16 pass from Brady (pass failed)	10/53/5:01		3	0:00

NE	Vinatieri 33 field goal	5/8/1:40	4	12:24
MIA	Mare 36 field goal	9/57/4:10	4	8:14
MIA	Chambers 15 pass from Frerotte (pass failed)	6/56/2:10	4	2:59
NE	Watson 17 pass from Brady (Evans run)	2/76/0:43	4	2:16

ATT. – 73,405

	NEW ENGLAND	MIAMI
First Downs/Total-Rush-Pass-Penalty	19/5-12-2	22/5-16-1
Third Down Efficiency	5-14/35.7	7-17/41.2
Total Yards-Plays-Average	365-63-5.8	437-72-6.1
Rushes-Yards-Average	25-91-3.6	25-77-3.1
Net Yards Passing-Sacked-Yards Lost	274-2-1	360-0-0
Passes Attempted-Completed-Intercepted	36-21-2	47-25-1
Punts/Number-Average	6-43.7	6-45.3
Penalties/Number-Yards	6-38	4-69
Fumbles/Number-Lost	1-0	3-1
Time of Possession	30:27	29:33

INDIVIDUAL STATISTICS

RUSHING – New England: Evans 17-84; Cloud 7-8; Brady 1-(-1).

Miami: Brown 14-64; Williams 11-13.

PASSING – New England: Brady 36-21-2, 275 yards, 2 TDs.

Miami: Frerotte 47-25-1, 360 yards, 2 TDs.

RECEIVING – New England: Branch 5-82; Dwight 3-70; Watson 3-37, 2 TDs; Brown 3-36; Evans 3-18;

Fauria 2-23; Johnson 2-9.

Miami: McMichael 7-81; Chambers 6-69, 2 TDs; Booker 5-102; Brown 4-28; Welker 2-61; Williams 1-19.

INTERCEPTIONS – New England: Hobbs 1-8 yards.

Miami: Tillman 1-22 yards; Bell 1-0 yards.

SACKS – New England: None.

Miami: Carter 1; Taylor 1.

MISSED FIELD GOALS – New England: None.

Miami: Mare 31(WR).

GAME 10

BROWNS 22, DOLPHINS 0
November 20, 2005

Browns Stadium
Cleveland, OH

Cleveland snapped the Dolphins' six-game winning streak in this series by handing Miami their first shutout since 2003. The Browns' first play from scrimmage resulted in a 75-yard TD run by Reuben Droughns. The PAT was off the mark. The Browns made it a 9-0 game on their next possession when Phil Dawson's 23-yard field goal capped a 10-play, 55-yard drive that started at the Browns' 40 following a Matt Stewart interception. Dawson added his second field goal of the game, from 40 yards away, on the final play of the first half, culminating a 14-play, 57-yard drive that used 5:58 of the clock. Cleveland tacked on their second touchdown of the day with 5:24 remaining in the third quarter on a six-yard pass from Trent Dilfer to Terrelle Smith on third-and-1. The scoring drive started at the Dolphins' 28 following a 37-yard punt return by Dennis Northcutt. Dawson connected on a 24-yard field goal with 1:35 left in the third quarter, seven plays after Chris Crocker intercepted a Sage Rosenfels pass and returned it 11 yards to the Dolphins' 42. Each of the Dolphins' final three drives of the game concluded in Browns territory, the final two of which ended on downs.

MIAMI	0	0	0	0	–	0
CLEVELAND	9	3	10	0	–	22

TEAM	SCORE	DRIVE (Plays/Yards/Time)	QTR	CLOCK TIME
CLE	Droughns 75 run (kick failed)	1/75/0:18	1	13:09
CLE	Dawson 23 field goal	10/55/5:12	1	7:03
CLE	Dawson 40 field goal	14/57/5:58	2	0:00
CLE	Smith 6 pass from Dilfer (Dawson kick)	5/28/2:07	3	5:24
CLE	Dawson 24 field goal	7/35/3:35	3	1:35

ATT. – 72,773

	MIAMI	CLEVELAND
First Downs/Total-Rush-Pass-Penalty	12/9-3-0	19/8-9-2
Third Down Efficiency	2-12/16.7	7-16/43.8
Total Yards-Plays-Average	194-55-3.5	376-68-5.5
Rushes-Yards-Average	25-139-5.6	39-181-4.6
Net Yards Passing-Sacked-Yards Lost	55-2-12	195-0-0
Passes Attempted-Completed-Intercepted	28-9-2	29-17-1
Punts/Number-Average	6-44.3	4-36.0
Penalties/Number-Yards	7-43	5-35

	MIAMI	CLEVELAND
Fumbles/Number-Lost	1-0	0-0
Time of Possession	24:32	35:28

INDIVIDUAL STATISTICS

RUSHING – Miami: Williams 13-83; Brown 12-56.

Cleveland: Droughns 30-166, 1 TD; Wright 3-8; Dilfer 4-3; Northcutt 1-2; Smith 1-2.

PASSING – Miami: Rosenfels 10-5-2, 14 yards; Frerotte 18-4-0, 53 yards.

Cleveland: Dilfer 18-11-0, 137 yards, 1 TD; Frye 11-6-1, 58 yards.

RECEIVING – Miami: Chambers 3-12; Welker 2-12; Gilmore 1-39; Diamond 1-7; Brown 1-2; Morris 1-(-5).

Cleveland: Edwards 6-90; Bryant 4-60; Heiden 4-31; Smith 1-6, 1 TD; Northcutt 1-5; Droughns 1-3.

INTERCEPTIONS – Miami: Tillman 1-16 yards.

Cleveland: Crocker 1-11 yards; Stewart 1-0 yards.

SACKS – Miami: None.

Cleveland: McKinley 1; Thompson 1.

MISSED FIELD GOALS – Miami: None.

Cleveland: None.

GAME 11

DOLPHINS 33, RAIDERS 21
November 27, 2005

McAfee Coliseum
Oakland, CA

The Dolphins won for the sixth straight time over the Raiders in the regular season and their fourth time in a row in Oakland during the regular season. The Dolphins took a 7-0 lead on their third offensive play of the game when Gus Frerotte connected with Bryan Gilmore for a 44-yard touchdown strike. The Raiders tied the contest 5:26 into the second quarter when LaMont Jordan scored on a one-yard TD plunge, capping an 11-play, 85-yard drive. Kerry Collins completed four of six passes, totaling 78 yards, en route to the score, including a 31-yard hookup with Jerry Porter on third-and-9 from their own 16. The Dolphins regained their lead with 32 seconds remaining in the first half on a one-yard TD leap by Ronnie Brown, culminating a 10-play, 63-yard drive. Three plays prior to the score, Frerotte hit Chris Chambers for a seven-yard completion on third-and-4 from the Raiders' 32, while the same pair combined for a 23-yard completion on the play before the touchdown. The Dolphins opened a nine-point advantage 1:27 into the third quarter when Jason Taylor sacked Collins in the end zone, one play after a Donnie Jones 46-yard punt pinned Oakland at their own one-yard line. The Raiders got to within two points of the lead with 5:49 remaining in the third quarter when Jordan scored on an eight-yard run on third-and-2. The 10-play scoring drive began at the Raiders' 28 following an Olindo Mare miss of a 38-yard field goal attempt. The key play was a 23-yard completion from Collins to Doug Gabriel three plays prior to the score, on third-and-15 from the Dolphins' 39. The Dolphins answered with a seven-play, 79-yard drive that ended with a 25-yard TD pass from Frerotte to Randy McMichael with 1:48 remaining in the third quarter. Including the touchdown, Frerotte completed all four of his attempts, totaling 65 yards, on the drive. Chris Carr returned the ensuing kickoff 55 yards to the Dolphins' 43, leading to a seven-play drive that ended with an 18-yard TD run by Collins, 59 seconds into the fourth quarter. The Dolphins took another nine-point lead with just 3:50 remaining in the contest when Ricky Williams broke loose around left end for a 34-yard touchdown run, culminating a seven-play, 80-yard drive in which the key play was a 24-yard completion from Frerotte to Chambers on third-and-4, putting the Dolphins at midfield. Each of the Raiders' next two possessions resulted in a turnover, including a Lance Schulters interception and a Taylor fumble recovery. A 27-yard field goal by Mare with 1:10 to play sealed the outcome.

MIAMI	7	7	9	10	-	33
OAKLAND	0	7	7	7	-	21

TEAM	SCORE	DRIVE		QTR	CLOCK
		(Plays/Yards/Time)			
MIA	Gilmore 44 pass from Frerotte (Mare kick)	3/47/1:14	1	11:58	
OAK	Jordan 1 run (Janikowski kick)	11/85/5:40	2	9:34	
MIA	Brown 1 run (Mare kick)	10/63/4:58	2	0:32	
MIA	Safety, Taylor sacked Collins in end zone		3	13:33	
OAK	Jordan 8 run (Janikowski kick)	10/72/4:21	3	5:49	
MIA	McMichael 25 pass from Frerotte (Mare kick)	7/79/4:01	3	1:48	
OAK	Collins 18 run (Janikowski kick)	7/43/2:47	4	14:01	
MIA	Williams 34 run (Mare kick)	7/80/2:30	4	3:50	
MIA	Mare 27 field goal	4/6/1:46	4	1:10	

ATT. – 49,097

	MIAMI	OAKLAND
First Downs/Total-Rush-Pass-Penalty	21/6-13-2	24/7-11-6
Third Down Efficiency	7-14/50.0	7-13/53.9
Total Yards-Plays-Average	394-66-6.0	305-69-4.4
Rushes-Yards-Average	32-145-4.5	25-120-4.8
Net Yards Passing-Sacked-Yards Lost	249-3-12	185-7-41
Passes Attempted-Completed-Intercepted	31-18-1	37-21-2

	MIAMI	OAKLAND
Punts/Number-Average	4-51.3	6-34.2
Penalties/Number-Yards	7-70	13-90
Fumbles/Number-Lost	2-2	2-1
Time of Possession	30:08	29:52

INDIVIDUAL STATISTICS

RUSHING – Miami: Williams 16-82, 1 TD; Brown 15-58, 1 TD; Chambers 1-5.

Oakland: Jordan 23-97, 2 TDs; Collins 2-23, 1 TD.

PASSING – Miami: Frerotte 31-18-1, 261 yards, 2 TDs.

Oakland: Collins 37-21-2, 226 yards.

RECEIVING – Miami: Chambers 6-101; McMichael 4-59, 1 TD; Brown 2-23; Williams 2-13; Gilmore 1-44, 1 TD; Welker 1-16; Diamond 1-3; Holmes 1-2.

Oakland: Jordan 7-47; Anderson 5-50; Porter 3-57; Moss 3-28; Gabriel 1-23; Whitted 1-18; Crockett 1-3.

INTERCEPTIONS – Miami: Schulters 1-16 yards; Tillman 1-0 yards.

Oakland: Schweigert 1-33 yards.

SACKS – Miami: Taylor 3; Bowens 2; Holliday 2.

Oakland: Burgess 2; Cooper 0.5; Kelly 0.5.

MISSED FIELD GOALS – Miami: Mare 38(WR).

Oakland: None.

GAME 12

DOLPHINS 24, BILLS 23
December 4, 2005

Dolphins Stadium
Miami Gardens, FL

The Dolphins earned the second-largest comeback win in franchise history as they snapped Buffalo's three-game winning streak in the series. The Bills took a 7-0 lead on the fourth play of the game when J.P. Losman hit Lee Evans in stride for a 46-yard touchdown. The score was set up when Terrence McGee returned the game's opening kickoff 37 yards to the Bills' 39-yard line. Four plays later, the same pair combined for a 56-yard touchdown, one play after McGee recovered a Chris Chambers fumble. Losman and Evans hooked up for the third time, with 2:14 remaining in the first quarter on a four-yard TD pass. The score occurred six plays after Roscoe Parrish returned a punt 36 yards to the Dolphins' 26. The Dolphins did not account for their first points of the game until there were 43 seconds remaining in the first half as Olindo Mare's 23-yard field goal capped an 11-play, 57-yard drive. The key play was a 16-yard completion from Gus Frerotte to Wes Welker, putting the Dolphins at the Bills' 12-yard line. Buffalo tacked on two more points when London Fletcher sacked Frerotte in the end zone for a safety, 4:48 into the second half. Following the free kick, the Bills moved 59 yards and had a first-and-goal from the three-yard line when Sam Madison intercepted a Losman pass. The Dolphins notched their first touchdown of the day, 3:25 into the fourth quarter, when Ricky Williams scored from five yards out, capping a nine-play, 70-yard drive in which Sage Rosenfels, subbing for an injured Frerotte, completed four of six passes, totaling 36 yards, including a 13-yard completion to Chambers on the play prior to the score. The Dolphins got the ball back at the Bills' 49 with 9:53 remaining in the contest and needed eight plays before Rosenfels hit Ronnie Brown for a 23-yard touchdown catch-and-run. The key play was a 17-yard completion from Rosenfels to Welker on the drive's second play, putting the Dolphins at the Bills' 32. The Dolphins were at the midfield stripe with less than three minutes to play in the contest when Aaron Schobel intercepted a Rosenfels pass. The Dolphins forced the Bills into a three-and-out and got the ball back one final time at their own 27 with 1:51 to play and no timeouts. After throwing two straight incomplete passes to open the series, Rosenfels hit Chambers for a 57-yard strike, putting the Dolphins at the Bills' 16. When the same pair combined for an eight-yard gain on third-and-3 from the Buffalo 9, the Dolphins had a first-and-goal with 43 seconds left. Four plays later, the same duo combined for a four-yard touchdown with six seconds left, culminating the improbable comeback. Chambers finished the game with 15 receptions for 238 yards, club single-game records in both categories.

BUFFALO	21	0	2	0	–	23
MIAMI	0	3	0	21	–	24

TEAM	SCORE	DRIVE		QTR	CLOCK
		(Plays/Yards/Time)			
BUF	Evans 46 pass from Losman (Lindell kick)	4/61/2:13		1	12:47
BUF	Evans 56 pass from Losman (Lindell kick)	1/56/0:11		1	11:07
BUF	Evans 4 pass from Losman (Lindell kick)	6/26/2:43		1	2:14
MIA	Mare 23 field goal	11/57/2:15		2	0:43
BUF	Safety, Fletcher sacked Frerotte in end zone			3	10:12
MIA	Williams 5 run (Mare kick)	9/70/2:18		4	11:35
MIA	Brown 23 pass from Rosenfels (Mare kick)	8/49/2:18		4	7:35
MIA	Chambers 4 pass from Rosenfels (Mare kick)	10/73/1:45		4	0:06

ATT. – 72,051

	BUFFALO	MIAMI
First Downs/Total-Rush-Pass-Penalty	16/5-8-3	26/6-17-3
Third Down Efficiency	6-14/42.9	8-20/40.0
Total Yards-Plays-Average	294-62-4.7	434-90-4.8
Rushes-Yards-Average	33-92-2.8	22-73-3.3

	BUFFALO	MIAMI
Net Yards Passing-Sacked-Yards Lost	202-2-25	361-3-26
Passes Attempted-Completed-Intercepted	27-14-1	65-34-1
Punts/Number-Average	8-44.1	7-36.4
Penalties/Number-Yards	7-55	13-81
Fumbles/Number-Lost	2-2	1-1
Time of Possession	31:17	28:43

INDIVIDUAL STATISTICS

RUSHING – Buffalo: McGahee 27-81; Losman 3-10; Williams 3-1.

Miami: Williams 11-46, 1 TD; Brown 9-22; Rosenfels 2-5.

PASSING – Buffalo: Losman 26-13-1, 224 yards, 3 TDs; Parrish 1-1-0, 3 yards.

Miami: Frerotte 28-12-0, 115 yards; Rosenfels 37-22-1, 272 yards, 2 TDs.

RECEIVING – Buffalo: Evans 5-11-7, 3 TDs; Reed 2-3-5; McGahee 2-18; Parrish 2-17; Aiken 1-2-2; Williams 1-1-3; Euhus 1-5.

Miami: Chambers 15-23-8, 1 TD; McMichael 6-41; Williams 6-32; Welker 4-40; Brown 2-30, 1 TD; Gilmore 1-6.

INTERCEPTIONS – Buffalo: Schobel 1-0 yards.

Miami: Madison 1-11 yards.

SACKS – Buffalo: Fletcher 2; Schobel 1.

Miami: Spragan 1; Wright 1.

MISSED FIELD GOALS – Buffalo: None.

Miami: None.

GAME 13

DOLPHINS 23, CHARGERS 21
December 11, 2005

Qualcomm Stadium
San Diego, CA

The Dolphins defeated the Chargers for the sixth straight time overall and the fourth time in a row on the road, as they put together their first three-game winning streak of the season. The Chargers struck for the first points of the game with 2:40 to play in the opening quarter on an eight-yard TD pass from Drew Brees to Keenan McCardell, capping a 15-play, 62-yard drive that used 7:44 of the clock. The key play was a 10-yard completion from Brees to Reche Caldwell on fourth-and-8 from the Dolphins' 33. The Dolphins accounted for their initial score of the afternoon on an Olindo Mare 29-yard field goal with 3:39 remaining in the first half, capping a nine-play, 57-yard drive that started at their own 32 after they stopped the Chargers on fourth-and-6. Despite making it into Dolphins territory four times in the first half, the Chargers were only able to come away with seven points. The Dolphins took the ball on the opening series of the second half and marched 53 yards in eight plays, ending with a 39-yard field goal by Mare. The key play was a 34-yard completion from Gus Frerotte to Chris Chambers, putting the Dolphins at the Chargers' 25. On the ensuing kick-off, Sammy Morris forced the ball loose from Darren Sproles, and Mare recovered at the Chargers' 24. Three plays later, Frerotte found Chambers in the end zone for an eight-yard scoring pass. The Chargers made it to the Dolphins' 45 on the ensuing series, but were forced to punt. The Dolphins then put together a six-play, 87-yard drive that ended when Frerotte and Chambers combined for 35-yard touchdown. Two plays prior to the score, the same pair hooked up for a 15-yard completion to the Chargers' 39. San Diego answered with a 13-play, 73-yard drive that culminated with a Brees four-yard TD run on third-and-goal. Brees completed all six of his pass attempts, totaling 50 yards, en route to the score. The Dolphins had a third-and-goal from the one-yard line on their next series, three plays after Frerotte hit Marty Booker for a 56-yard completion to the San Diego 9-yard line. The threat was thwarted, however, when Clinton Hart recovered a Ronnie Brown fumble at the one-yard line. The Dolphins got the ball back, though, when Jeremiah Bell stripped the ball from Brees on a sack and Kevin Carter recovered at the Chargers' 23. That led to a Mare 20-yard field goal seven plays afterward, to go up by nine points, 23-14, with 1:11 to play in the game. The Chargers' final drive of the day consisted of eight plays, covering 56 yards, and ended with an eight-yard TD toss from Brees to Antonio Gates with 15 seconds remaining in the contest. The Dolphins recovered the ensuing onside kick to preserve the win.

MIAMI	0	3	17	3	–	23
SAN DIEGO	7	0	0	14	–	21

TEAM	SCORE	DRIVE		QTR	CLOCK TIME
		(Plays/Yards/Time)			
SD	McCardell 8 pass from Brees (Kaeding kick)	15/62/7:44	1	2:40	
MIA	Mare 29 field goal	9/57/3:59	2	3:39	
MIA	Mare 39 field goal	8/53/3:17	3	11:43	
MIA	Chambers 8 pass from Frerotte (Mare kick)	3/24/1:01	3	10:35	
MIA	Chambers 35 pass from Frerotte (Mare kick)	6/87/2:51	3	3:26	
SD	Brees 4 run (Kaeding kick)	13/73/7:52	4	10:34	
MIA	Mare 20 field goal	7/21/1:20	4	1:11	
SD	Gates 8 pass from Brees (Kaeding kick)	8/56/0:56	4	0:15	

ATT. – 65,026

	MIAMI	SAN DIEGO
First Downs/Total-Rush-Pass-Penalty	14/3-9-2	27/8-17-2
Third Down Efficiency	2-10/20.0	11-19/57.9
Total Yards-Plays-Average	300-48-6.3	341-82-4.2
Rushes-Yards-Average	26-71-2.7	27-96-3.6
Net Yards Passing-Sacked-Yards Lost	229-0-0	245-3-34
Passes Attempted-Completed-Intercepted	22-14-0	52-35-1
Punts/Number-Average	3-41.7	4-34.8
Penalties/Number-Yards	3-12	7-49
Fumbles/Number-Lost	2-2	2-2
Time of Possession	19:43	40:17

INDIVIDUAL STATISTICS

RUSHING – Miami: Brown 11-30; Williams 11-28; Frerotte 4-13

San Diego: Tomlinson 21-75; Brees 3-11; Neal 2-6; Turner 1-4.

PASSING – Miami: Frerotte 22-14-0, 229 yards, 2 TDs.

San Diego: Brees 52-35-1, 279 yards, 2 TDs.

RECEIVING – Miami: Chambers 8-121, 2 TDs; Booker 3-78; McMichael 2-12; Diamond 1-18.

San Diego: Gates 13-123, 1 TD; McCardell 7-58, 1 TD; Neal 5-21; Parker 4-37; Caldwell 4-29; Peelle 1-11; Tomlinson 1-0.

INTERCEPTIONS – Miami: Thomas 1-0 yards.

San Diego: None.

SACKS - Miami: Bell 1; Bowens 1; Holliday 1.

San Diego: None

MISSED FIELD GOALS – Miami: None.

San Diego: None.

GAME 14

DOLPHINS 24, JETS 20
December 18, 2005

Dolphins Stadium
Miami Gardens, FL

The Dolphins won their fourth game in a row as they snapped the Jets' three-game winning streak in this series to even their record at 7-7. With wins by both Jacksonville and San Diego, however, the Dolphins were officially eliminated from playoff contention. The Dolphins took a 7-0 lead with 4:08 remaining in the opening quarter on an eight-yard TD pass from Gus Frerotte to Chris Chambers on third-and-five. The score capped a 13-play, 63-yard drive that used 6:37 of the clock and saw the Dolphins convert all three of their third down attempts. The Jets had a chance to narrow the deficit when they lined up for a 21-yard field goal attempt early in the second quarter, but the snap fell short of the placement. The Dolphins opened a 10-point advantage with 3:57 left in the first half on an Olindo Mare 32-yard field goal, culminating a nine-play, 52-yard drive. The key play was a 19-yard completion from Frerotte to Randy McMichael, putting the Dolphins at the Jets' 11. The Jets got on the board for the first time with 1:18 remaining in the first half when Brooks Bollinger connected with Laveranues Coles for a four-yard TD on third-and-goal, capping a five play, 64-yard drive. On the second play of the scoring march, Bollinger hit Justin McCareins in stride for a 45-yard completion to the Dolphins' 8. The Jets evened the count with three seconds remaining in the first half when Mike Nugent converted a 42-yard field goal, four plays after David Barrett picked off a Frerotte pass and returned it 13 yards to the Dolphins' 47. The Jets took their first lead of the game 6:11 into the second half when Bollinger hit Doug Jolley for a 60-yard TD pass. The Dolphins tied the game 1:15 into the fourth quarter on a 23-yard TD run by Ricky Williams, six plays after Matt Roth recovered a fumble at the Dolphins' 39. Miami then regained the lead less than three minutes later when Sage Rosenfels, who took over for an injured Frerotte (right index finger) to start the second half, hit Marty Booker for a 50-yard TD. The Jets responded with a 12-play, 52-yard drive that ended with a 42-yard field goal by Nugent. The Jets had a first-and-five from the Dolphins' 14 with just more than a minute to play, but each of Bollinger's next four pass attempts were off the mark.

N.Y. JETS	0	10	7	3	-	20
MIAMI	7	3	0	14	-	24

TEAM	SCORE	DRIVE (Plays/Yards/Time)	QTR	CLOCK TIME
MIA	Chambers 8 pass from Frerotte (Mare kick)	13/63/6:37	1	4:08
MIA	Mare 32 field goal	9/52/3:25	2	3:57
NYJ	Coles 4 pass from Bollinger (Nugent kick)	5/64/2:39	2	1:18
NYJ	Nugent 42 field goal	4/23/0:21	2	0:03
NYJ	Jolley 60 pass from Bollinger (Nugent kick)	1/60/0:09	3	8:49
MIA	Williams 23 run (Mare kick)	6/61/1:47	4	13:45
MIA	Booker 50 pass from Rosenfels (Mare kick)	3/58/1:19	4	10:55
NYJ	Nugent 42 field goal	12/52/6:23	4	4:32

ATT. – 72,650

	N.Y. JETS	MIAMI
First Downs/Total-Rush-Pass-Penalty	24/3-17-4	14/5-8-1
Third Down Efficiency	4-14/28.6	4-13/30.8

	N.Y. JETS	MIAMI
Total Yards-Plays-Average	397-73-5.4	297-61-4.9
Rushes-Yards-Average	25-99-4.0	31-128-4.1
Net Yards Passing-Sacked-Yards Lost	298-6-29	169-1-6
Passes Attempted-Completed-Intercepted	42-28-0	29-14-1
Punts/Number-Average	6-39.0	7-42.3
Penalties/Number-Yards	5-39	8-92
Fumbles/Number-Lost	3-3	1-0
Time of Possession	34:02	25:58

INDIVIDUAL STATISTICS

RUSHING – N.Y. Jets: Houston 15-84; Bollinger 5-10; Askew 4-5; Graham 1-0

Miami: Williams 14-70, 1 TD; Brown 12-45; Rosenfels 4-10; Frerotte 1-3.

PASSING – N.Y. Jets: Bollinger 42-28-0, 327 yards, 2 TDs.

Miami: Frerotte 16-8-1, 76 yards, 1 TD; Rosenfels 13-6-0, 99 yards, 1 TD.

RECEIVING – N.Y. Jets: Jolley 9-102, 1 TD; Coles 4-53, 1 TD; Cotchery 4-44; Houston 4-40; McCareins 2-57; Dreesen 2-11; Sowell 2-9; Askew 1-11.

Miami: McMichael 4-42; Chambers 4-34, 1 TD; Booker 2-65, 1 TD; Brown 2-11; Welker 1-19; Williams 1-4.

INTERCEPTIONS – N.Y. Jets: Barrett 1-13 yards.

Miami: None.

SACKS – N.Y. Jets: Legree 1.

Miami: Taylor 3; Bowens 1; Roth 1; Zgonina 1.

MISSED FIELD GOALS – N.Y. Jets: None.

Miami: Mare 53(WL).

GAME 15

DOLPHINS 24 , TITANS 10
December 24, 2005

Dolphins Stadium
Miami Gardens, FL

The Dolphins snapped their two-game losing streak in this series as they won for the fifth time in a row, marking their longest winning streak since 1999. The Titans took a 3-0 lead with 1:49 remaining in the first quarter on a 24-yard field goal by Rob Bironas, four plays after Tank Williams picked up a Dolphins fumble and returned it five yards to the Dolphins' 10. The Dolphins equaled the count at the midway point of the second quarter when Olindo Mare converted a 25-yard field goal, eight plays after Donnie Spragan picked off a Steve McNair pass at the Titans' 41, the first interception of Spragan's NFL career. The Dolphins took their first lead of the game with 2:48 remaining in the first half on an 11-yard TD pass from Gus Frerotte to Chris Chambers, capping an eight-play drive that began at the Miami 39 following a Sam Madison interception. Miami opened a 14-point advantage 27 seconds before the half when Frerotte and Chambers hooked up for a 7-yard touchdown, culminating an eight-play, 48-yard drive. The Titans had a goal-to-go situation early in the third quarter, but that threat was thwarted when Kevin Carter stripped the ball from Billy Volek and Vonnie Holliday recovered at the Dolphins' 16. The Titans produced their first touchdown of the afternoon on a 55-yard TD pass from Volek to Drew Bennett, 2:40 into the fourth quarter. The Dolphins sealed the outcome on a 19-yard run by Ricky Williams with 1:48 remaining in the game, capping a five-play, 63-yard drive in which Williams accounted for the entire yardage total, including a 35-yard run.

TENNESSEE	3	0	0	7	–	10
MIAMI	0	17	0	7	–	24

TEAM	SCORE	DRIVE		QTR	CLOCK
		(Plays/Yards/Time)			
TEN	Bironas 24 field goal	4/4/1:31	1	1:49	
MIA	Mare 25 field goal	8/34/2:52	2	7:31	
MIA	Chambers 11 pass from Frerotte (Mare kick)	8/61/3:49	2	2:48	
MIA	Chambers 7 pass from Frerotte (Mare kick)	8/48/1:16	2	0:27	
TEN	Bennett 55 pass from Volek (Bironas kick)	1/55/0:10	4	12:20	
MIA	Williams 19 run (Mare kick)	5/63/0:33	4	1:48	

ATT. – 72,001

	TENNESSEE	MIAMI
First Downs/Total-Rush-Pass-Penalty	11/4-6-1	19/9-9-1
Third Down Efficiency	4-16/25.0	6-17/35.3
Total Yards-Plays-Average	234-66-3.5	322-71-4.5
Rushes-Yards-Average	25-92-3.7	38-192-5.1
Net Yards Passing-Sacked-Yards Lost	142-4-24	130-3-21
Passes Attempted-Completed-Intercepted	37-19-2	30-14-1
Punts/Number-Average	9-42.4	9-44.4
Penalties/Number-Yards	5-28	4-30
Fumbles/Number-Lost	3-1	4-1
Time of Possession	31:48	28:12

INDIVIDUAL STATISTICS

RUSHING – Tennessee: Henry 16-65; Brown 7-18; McNair 1-8; Wade 1-1.

Miami: Williams 26-172, 1 TD; Morris 5-11; Chambers 3-5; Frerotte 4-4.

PASSING – Tennessee: McNair 13-5-2, 34 yards; Volek 24-14-0, 132 yards, 1 TD.

Miami: Frerotte 30-14-1, 151 yards, 2 TDs.

RECEIVING – Tennessee: Bennett 4-70, 1 TD; Roby 3-30; Scaife 3-18; Henry 3-10; Wade 2-14; Calico 1-9;

Kinney 1-6; Payton 1-5; Fleming 1-4.

Miami: Chambers 5-51, 2 TDs; McMichael 4-42; Booker 3-50; Morris 1-5; Williams 1-3.

INTERCEPTIONS – Tennessee: Thompson 1-0 yards.

Miami: Madison 1-0 yards; Spragan 1-0 yards.

SACKS – Tennessee: Starks 1.5; Bulluck 1; LaBoy 0.5.

Miami: Bowers 1; Carter 1; Holliday 1; Taylor 1.

MISSED FIELD GOALS – Tennessee: None.

Miami: None.

GAME 16

DOLPHINS 28, PATRIOTS 26

January 1, 2006

Gillette Stadium

Foxborough, MA

The Dolphins won for the first time at Gillette Stadium as they ended the season by winning their final six contests. The Patriots made it to the Dolphins' 23 on the opening series of the game before being turned away when Lance Schulters intercepted a Tom Brady pass. The Dolphins took a 7-0 lead with 3:59 to play in the first quarter on a two-yard TD run by Ricky Williams, capping a 12-play, 83-yard drive in which Gus Frerotte completed four of five passes, totaling 44 yards. Andre Davis returned the ensuing kickoff 65 yards to the Dolphins' 24, setting up an 11-yard TD pass from Brady to Deion Branch six plays afterward, with 58 seconds left in the opening period. The Dolphins regained the lead with 5:51 to play in the opening half on a 36-yard field goal by Olindo Mare to culminate an 11-play, 35-yard drive. Mare connected on his second field goal of the quarter, from 38 yards, with 38 seconds remaining to cap an 11-play, 44-yard drive. Following the score, the Patriots got the ball back and moved 38 yards in five plays, setting up an Adam Vinatieri 49-yard field goal as time expired in the first half. Mare came on for his third field goal of the afternoon 6:03 into the third quarter when he hit from 41 yards out on the initial series of the second half. New England responded with a nine-play, 46-yard drive that ended with a 33-yard field goal by Vinatieri, with 4:41 left in the third quarter. The key play was a 36-yard completion from Matt Cassel to Andre Davis, putting the Patriots at the Dolphins' 15. The Dolphins took a five-point advantage with 1:17 to play in the third quarter when Reggie Howard sacked Cassel in the Patriots' end zone for a safety, the third by the Dolphins in 2005, a new team single-season record, surpassing the previous mark of two set in 1978. It also was the Dolphins' 49th sack as a team, tying a team record first set in 1983. The safety occurred one play after Bryan Gilmore downed a Donnie Jones punt at the Patriots' 1. The Dolphins expanded their lead once again 5:53 into the fourth quarter on a 15-yard TD pass from Frerotte to Marty Booker, culminating an eight-play, 51-yard drive. New England retaliated once again with a five-play, 54-yard drive that ended with a nine-yard scoring pass from Cassel to Tim Dwight with 6:10 to play in the game. Doug Flutie came on for a drop-kick to convert the PAT, the first in the NFL since 1941. The ensuing kickoff went out of bounds, and the Dolphins then traveled 36 yards in nine plays, ending with a 42-yard field goal by Mare. The final offensive possession of the afternoon consisted of an 11-play, 62-yard drive by the Patriots that ended with a nine-yard scoring pass from Cassel to Benjamin Watson as time expired in the game, bringing New England to within two points of the lead. Cassel's pass attempt for the two-point try was off the mark.

MIAMI	7	6	5	10	–	28
NEW ENGLAND	7	3	3	13	–	26

TEAM	SCORE	DRIVE (Plays/Yards/Time)	QTR	CLOCK TIME
MIA	Williams 2 run (Mare kick)	12/83/5:14	1	3:59
NE	Branch 11 pass from Brady (Vinatieri kick)	6/24/3:01	1	0:58
MIA	Mare 36 field goal	11/35/6:03	2	5:51
MIA	Mare 38 field goal	11/44/4:06	2	0:38
NE	Vinatieri 49 field goal	5/38/0:38	2	0:00
MIA	Mare 41 field goal	12/54/6:03	3	8:57
NE	Vinatieri 33 field goal	9/46/4:16	3	4:41
MIA	Safety, Cassel fumbles out of end zone, forced by Howard		3	1:24
MIA	Booker 15 pass from Frerotte (Mare kick)	8/51/3:51	4	9:07
NE	Dwight 9 pass from Cassel (Flutie kick)	5/54/2:57	4	6:10
MIA	Mare 42 field goal	9/36/4:15	4	1:55
NE	Watson 9 pass from Cassel (pass failed)	11/62/1:55	4	0:00

ATT. – 68,756

	MIAMI	NEW ENGLAND
First Downs/Total-Rush-Pass-Penalty	25-9-14-2	16-5-9-2
Third Down Efficiency	9-17/52.9	5-14/35.7
Total Yards-Plays-Average	378-77-4.9	259-57-4.5
Rushes-Yards-Average	40-148-3.7	28-55-2.0
Net Yards Passing-Sacked-Yards Lost	230-2-9	204-1-1

	MIAMI	NEW ENGLAND
Passes Attempted-Completed-Intercepted	35-22-0	28-14-1
Punts/Number-Average	4-38.8	4-41.5
Penalties/Number-Yards	9-77	6-45
Fumbles/Number-Lost	0-0	2-0
Time of Possession	38:06	21:54

INDIVIDUAL STATISTICS

RUSHING – Miami: Williams 28-108, 1 TD; Brown 8-21; Frerotte 4-19.

New England: Pass 9-26; Cassel 5-13; Faulk 6-12; Evans 6-7; Brady 1-2; Dwight 1-(-5).

PASSING – Miami: Frerotte 35-22-0, 239 yards, 1 TD.

New England: Brady 8-3-1, 37 yards, 1 TD; Cassel 20-11-0, 168 yards, 2 TDs.

RECEIVING – Miami: Booker 7-86, 1 TD; Chambers 5-75; McMichael 5-35; Welker 2-20; Brown 2-13; Diamond 1-10.

New England: Childress 3-32; Davis 2-47; Watson 2-39, 1TD; Dwight 2-26, 1 TD; Evans 2-24; Branch 2-19, 1 TD; Givens 1-18.

INTERCEPTIONS – Miami: Schulters 1-0 yards.

New England: None.

SACKS – Miami: Howard 1.

New England: Chatham 1; Banta-Cain 0.5; Warren 0.5.

MISSED FIELD GOALS – Miami: None.

New England: None.

2005-06 ROSTER MOVES

(Daily transactions from July 14, 2005, through the last day of the regular season, January 1, 2006, plus off-season moves)

Date	Player/Coach	Transaction	Terms
July 14	DT Manuel Wright	Selected in 5th round of Supplemental Draft	
July 22	DE David Bowens	Signed Contract Extension	1 Year
	CB Travis Daniels (DC#4)	Signed	4 Years
	DT Manuel Wright (DC#5-Sup.)	Signed	4 Years
July 23	LB Channing Crowder (DC#3)	Signed	4 Years
	T Anthony Alabi (DC#5)	Signed	4 Years
	TE Joe Munson	Waived	
	TE Lorenzo Diamond	Signed	
July 24	DE Matt Roth (DC#2)	Signed	5 Years
	WR Danny Farmer	Signed	
	S Atari Bigby	Waived	
	DE Vann Brown	Waived	
	CB Brandon Haw	Waived	
	S Chris Akins	Placed on Active/Physically Unable to Perform	
	DT Larry Chester	Placed on Active/Physically Unable to Perform	
	LB Eddie Moore	Placed on Active/Physically Unable to Perform	
	CB Will Poole	Placed on Active/Physically Unable to Perform	
	CB Shirdonya Mitchell	Placed on Active/Non-Football Injury list	
	DT Kevin Vickerson	Placed on Active/Non-Football Injury list	
	T Tony Pape	Placed on Reserve/Did Not Report	
July 25	P Donnie Jones	Awarded off Waivers (from Seattle)	
	RB Ricky Williams	Reinstated from Reserve/Retired by NFL	
July 26	DT Kevin Vickerson	Passed Physical, came off Active/NFI	
	LB Lionel Turner	Given Exempt/Left Squad Status	
July 27	LB Jason Glenn	Signed	
	S Chris Akins	Passed Physical, came off Active/PUP	
July 28	S Abram Elam	Waived	
	S Lance Schulters	Signed	
Aug. 2	LB Derek Curry	Waived	
	C Alonzo Ephraim	Signed	
Aug. 3	WR Ronald Bellamy	Waived	
	G Frank Middleton	Signed	
Aug. 4	CB Kris Richard	Acquired from Seattle for DE Ronald Fiemons	
Aug. 10	CB Alphonso Roundtree	Waived	
	S Chris Akins	Placed on Injured Reserve (hamstring)	
	CB Ray Green	Signed	
	S Deveron Harper	Signed	
Aug. 15	RB Ronnie Brown (DC#1)	Signed	
Aug. 15	S Deveron Harper	Waived	
	LB Eddie Moore	Passed Physical, came off Active/PUP	

Aug. 29	TE John Owens	Acquired from Chicago, along with a conditional 2006 draft choice for LB Brendon Ayanbadejo
Aug. 30	G Frank Middleton	Released
	QB Brock Berlin	Waived
	WR Josh Davis	Waived
	WR Danny Farmer	Waived
	RB Kay-Jay Harris	Waived
	LB Corey Jenkins	Waived
	CB Billy Parker	Waived
	DE Chris Solomona	Waived
	T Orrin Thompson	Waived
	CB Ray Green	Contract Terminated
	LS Ed Perry	Contract Terminated
	WR Kendall Newson	Placed on Injured Reserve (knee)
	CB Shirdonya Mitchell	Placed on Reserve/NFI (knee)
	DT Larry Chester	Placed on Reserve/PUP (knee)
	CB Will Poole	Placed on Reserve/PUP (knee)
Sept. 3	RB Jesse Chatman	Signed
	S Tony Bua	Waived
	S Deandre Eiland	Waived
	RB Lamar Gordon	Waived
	S Jack Hunt	Waived
Sept. 3	P Donnie Jones	Waived
	TE Donald Lee	Waived
	WR Maurice Mann	Waived
	FB Jamar Martin	Waived
	TE John Owens	Waived
	TE Jason Rader	Waived
	G Rodney Reed	Waived
	DT Reggie Rhodes	Waived
	DT Dario Romero	Waived
	LB Winston Taylor	Waived
	G Jason Thomas	Waived
	G Taylor Whitley	Waived
	DE Matt Walters	Waived/Injured (shoulder)
	G Eric Wilson	Waived/Injured (shoulder)
	T Damion Cook	Contract Terminated
	C Wade Smith	Placed on Injured Reserve (forearm)
	WR Derrius Thompson	Placed on Injured Reserve (hamstring)
	DT Kevin Vickerson	Placed on Injured Reserve (knee)
	DT Larry Chester	Terminated from Reserve/PUP
	RB Ricky Williams	Placed on NFL's Reserve/Suspended List
Sept. 4	LS William Delahoussaye	Placed on Reserve/NFL Europe League
	FB Ben Moa	Placed on Reserve/NFL Europe League
	TE Alex Holmes	Waived
	CB Kris Richard	Waived
	DT Josh Shaw	Waived
	CB Mario Edwards	Contract Terminated
	FB Kyle Eckel	Awarded off Waivers (from New England)
	TE Will Heller	Awarded off Waivers (from Tampa Bay)
	CB Eddie Jackson	Awarded off Waivers (from Carolina)
	DT Tim McGill	Awarded off Waivers (from N.Y. Jets)
Sept. 5	S Deandre Eiland	Signed to Practice Squad
	WR Fred Gibson	Signed to Practice Squad
	RB Kay-Jay Harris	Signed to Practice Squad
	TE Alex Holmes	Signed to Practice Squad
	P Donnie Jones	Signed to Practice Squad
	WR Maurice Mann	Signed to Practice Squad
	T Orrin Thompson	Signed to Practice Squad
Sept. 7	S Chris Akins	Waived off Injured Reserve
	CB Kiwaukee Thomas	Signed
	G Joe Berger	Signed off Carolina's Practice Squad
	G John St. Clair	Contract Terminated
	FB Kyle Eckel	Placed on Reserve/Military
Sept. 8	DE Matt Walters	Waived/Injury Settlement off Injured Reserve
	WR Derrius Thompson	Terminated/Injury Settlement off Injured Reserve
Sept. 10	P Matt Turk	Placed on Injured Reserve (groin)
	P Donnie Jones	Signed off Practice Squad
Oct. 7	TE Randy McMichael	Signed Contract Extension 4 Years
Oct. 10	RB Ricky Williams	Reinstated off Reserve/Suspended, Granted Exemption
Oct. 11	RB Jesse Chatman	Traded to New Orleans for a conditional draft choice
Oct. 12	P Matt Turk	Released off Injured Reserve
	DT Tim McGill	Waived
	WR Cliff Russell	Signed

Oct. 12	DT Josh Shaw	Signed
Oct. 15	DT Josh Shaw	Waived
	RB Ricky Williams	Exemption Lifted, Counts on 53-Man Roster
Oct. 18	QB Cleo Lemon	Acquired from San Diego for A.J. Feeley and an undisclosed 2006 draft choice
	WR Cliff Russell	Waived
Oct. 19	LB Nick Rogers	Signed
Oct. 24	S Tebucky Jones	Placed on Injured Reserve (pectoral)
	FB Heath Evans	Waived
	FB Darian Barnes	Signed
	S Norman LeJeune	Signed
Nov. 2	LB Eddie Moore	Placed on Injured Reserve (knee)
	DT Josh Shaw	Signed
Nov. 5	TE Will Heller	Waived
	TE Alex Holmes	Signed off Practice Squad
Nov. 8	WR David Boston	Placed on Injured Reserve (knee)
	WR Cliff Russell	Signed
Nov. 22	DT Josh Shaw	Waived
	LB T.J. Hollowell	Awarded off Waivers (from Jets)
Nov. 24	LB Junior Seau	Placed on Injured Reserve (Achilles' tendon)
	LB Zeke Moreno	Signed
Nov. 29	LB T.J. Hollowell	Waived
	G C.J. Brooks	Signed off Oakland's Practice Squad
Nov. 30	LB Zeke Moreno	Waived
	LB Lester Towns	Signed
Dec. 14	C Seth McKinney	Placed on Injured Reserve (knee)
	DT Josh Shaw	Signed
Dec. 31	DT Josh Shaw	Waived
	LB Mike Labinjo	Awarded off Waivers (from Indianapolis)

OFF-SEASON MOVES

Date	Player/Coach	Transaction	Terms
Jan. 4	WR Chris Davis	Signed	
	WR Fred Gibson	Signed	
	RB Kay-Jay Harris	Signed	
	S Jack Hunt	Signed	
	TE Jason Rader	Signed	
	T Orrin Thompson	Signed	
	WR Jason Willis	Signed	
Jan. 6	DT Howard Green	Signed	
	LB Matt Sinclair	Signed	
	CB Art Thomas	Signed	
Jan. 10	Bryan Wiedmeier	Named President and COO	
Jan. 12	TE Teyo Johnson	Signed	
Jan. 17	S Siddeeq Shabazz	Signed	
Jan. 22	Mike Mularkey	Named Offensive Coordinator	
Jan. 24	Dom Capers	Named Special Assistant to the Head Coach	
Feb. 10	Kirby Smart	Named Safeties Coach	
	Bo Davis	Named Ass't Strength Coach/Assist with the Defensive Line	
Feb. 15	Bert Hill	Named Strength and Conditioning Coach	
	James Coley	Named Offensive Quality Control Coach	
Feb. 23	LS William Delahoussaye	Waived	
	FB Ben Moa	Waived	
Mar. 1	CB Reggie Howard	Contract Terminated	
	S Tebucky Jones	Contract Terminated	
	CB Sam Madison	Contract Terminated	
	T Damion McIntosh	Contract Terminated	
	K Ola Kimrin	Signed	
Mar. 6	LB Junior Seau	Contract Terminated	
	TE Lorenzo Diamond	Waived	
Mar. 13	CB André Goodman	Signed as a UFA (from Detroit)	3 Years
	LB Sedrick Hodge	Signed as a UFA (from New Orleans)	2 Years
	T L.J. Shelton	Signed as a UFA (from Cleveland)	4 Years
Mar. 14	QB Gus Frotte	Contract Terminated	
Mar. 15	QB Daunte Culpepper	Acquired from Minnesota for a 2006 2nd-round DC	
Mar. 17	CB Renaldo Hill	Signed as a UFA (from Oakland)	3 Years
	RB Travis Minor	Re-Signed	1 Year
	TE Alex Holmes	Re-Signed	1 Year
Mar. 20	CB Will Allen	Signed as a UFA (from N.Y. Giants)	4 Years
	TE Justin Peelle	Signed as a UFA (from San Diego)	3 Years
	WR Kelly Campbell	Signed	
	DT Josh Shaw	Signed	
Mar. 21	S Jeremiah Bell	Signed	1 Year
	CB Eddie Jackson	Signed	1 Year

Mar. 27	FB Fred Beasley	Signed as a UFA (from San Francisco)	1 Year
Apr. 3	RB Sammy Morris	Re-Signed	1 Year
Apr. 4	T Damion McIntosh	Signed	1 Year
	T Tony Pape	Activated off Reserve/Did Not Report list	
Apr. 5	S Deke Cooper	Signed as a UFA (from Jacksonville)	1 Year
Apr. 25	RB Ricky Williams	Suspended by NFL	
May 1	T Mike Pearson	Signed as UFA (from Jacksonville)	1 Year
May 4	TE Alex Holmes	Waived	
May 5	LB Trent Bray	Signed as an Undrafted College Free Agent	
	DT Steve Fifta	Signed as an Undrafted College Free Agent	
	QB Justin Holland	Signed as an Undrafted College Free Agent	
	DE Ben Ishola	Signed as an Undrafted College Free Agent	
	WR Eric Kimble	Signed as an Undrafted College Free Agent	
	LB Sam McGrew	Signed as an Undrafted College Free Agent	
	C Chris McNeil	Signed as an Undrafted College Free Agent	
	P Thomas Olmsted	Signed as an Undrafted College Free Agent	
May 8	WR Frank Murphy	Signed	
May 12	QB Joey Harrington	Acquired from Detroit for an undisclosed draft choice	
May 15	TE Keith Heinrich	Signed as a UFA (from Cleveland)	1 Year
	LB Keith Newman	Signed as a UFA (from Minnesota)	1 Year
	CB Michael Lehan	Signed	
	WR Marcus Vick	Signed as an Undrafted College Free Agent	
May 16	C Dominic Furio	Awarded off Waivers (from Philadelphia)	
June 5	G Emmanuel Akah	Signed	
	LB Travis Harris	Signed	
June 15	G Bennie Anderson	Signed	2 Years
	C Dominic Furio	Waived	
	C Chris McNeil	Waived	
	Ron Brockington	Named as a Scout	
June 28	WR Jamall Broussard	Awarded off Waivers (from Cincinnati)	

DOLPHINS VS. THE NFL

(Records include post-season games)

MIAMI 8, ARIZONA 1

(formerly St. Louis, Phoenix)

11/27/72	– at Miami 31, St. Louis 10
11/24/77	– Miami 55, at St. Louis 14
10/1/78	– at Miami 24, St. Louis 10
9/6/81	– Miami 20, at St. Louis 7
9/30/84	– Miami 36, at St. Louis 28
11/4/90	– at Miami 23, Phoenix 3
9/8/96	– Miami 38, at Arizona 10
9/19/99	– at Miami 19, Arizona 16
11/7/04	– Arizona 24, at Miami 23

MIAMI 7, ATLANTA 3

11/30/70	– Miami 20, at Atlanta 7
11/3/74	– at Miami 42, Atlanta 7
9/21/80	– Miami 20, at Atlanta 17
12/10/83	– at Miami 31, Atlanta 24
11/30/86	– Atlanta 20, at Miami 14
10/11/92	– at Miami 21, Atlanta 17
12/3/95	– at Miami 21, Atlanta 20
12/27/98	– at Atlanta 38, Miami 16
12/30/01	– at Miami 21, Atlanta 14
11/6/05	– Atlanta 17, at Miami 10

MIAMI 4, BALTIMORE 2

10/19/97	– Miami 24, at Baltimore 13
9/17/00	– at Miami 19, Baltimore 6
1/13/02	– *Baltimore 20, at Miami 3
11/17/02	– at Miami 26, Baltimore 7
11/16/03	– at Miami 9, Baltimore 6 (ot)
1/2/05	– at Baltimore 30, Miami 23

MIAMI 50, BUFFALO 33 (1 tie)

9/18/66	– at Buffalo 58, Miami 24
11/6/66	– Buffalo 29, at Miami 0
11/5/67	– at Buffalo 35, Miami 13
11/26/67	– at Miami 17, Buffalo 14
10/12/68	– at Miami 14, Buffalo 14 (tie)
11/10/68	– Miami 21, at Buffalo 17
10/26/69	– at Miami 24, Buffalo 6
11/16/69	– at Buffalo 28, Miami 3
10/18/70	– Miami 33, at Buffalo 14
12/20/70	– at Miami 45, Buffalo 7
9/26/71	– Miami 29, at Buffalo 14
11/7/71	– at Miami 34, Buffalo 0
10/22/72	– at Miami 24, Buffalo 23
11/5/72	– Miami 30, at Buffalo 16
10/21/73	– at Miami 27, Buffalo 6
11/18/73	– Miami 17, at Buffalo 0
9/22/74	– Miami 24, at Buffalo 16
11/17/74	– at Miami 35, Buffalo 28
10/26/75	– Miami 35, at Buffalo 30
12/7/75	– at Miami 31, Buffalo 21
9/13/76	– Miami 30, at Buffalo 21
12/5/76	– at Miami 45, Buffalo 27
9/18/77	– Miami 13, at Buffalo 0
12/17/77	– at Miami 31, Buffalo 14
9/17/78	– at Miami 31, Buffalo 24
11/12/78	– Miami 25, at Buffalo 24
9/2/79	– Miami 9, at Buffalo 7
10/14/79	– at Miami 17, Buffalo 7
9/7/80	– at Buffalo 17, Miami 7
10/19/80	– at Miami 17, Buffalo 14
10/21/81	– at Buffalo 31, Miami 21
12/19/81	– at Miami 16, Buffalo 6

11/21/82 – Miami 9, at Buffalo 7
 12/27/82 – at Miami 27, Buffalo 10
 9/4/83 – Miami 12, at Buffalo 0
 10/9/83 – Buffalo 38, at Miami 35 (ot)
 9/17/84 – Miami 21, at Buffalo 17
 10/28/84 – at Miami 38, Buffalo 7
 11/24/85 – Miami 23, at Buffalo 14
 12/22/85 – at Miami 28, Buffalo 0
 10/12/86 – at Miami 27, Buffalo 14
 11/16/86 – Miami 34, at Buffalo 24
 10/25/87 – Buffalo 34, at Miami 31 (ot)
 11/29/87 – at Buffalo 27, Miami 0
 9/11/88 – at Buffalo 9, Miami 6
 11/14/88 – Buffalo 31, at Miami 6
 9/10/89 – Buffalo 27, at Miami 24
 10/29/89 – at Buffalo 31, Miami 17
 9/16/90 – at Miami 30, Buffalo 7
 12/23/90 – at Buffalo 24, Miami 14
 1/12/91 – *at Buffalo 44, Miami 34
 9/1/91 – at Buffalo 35, Miami 31
 11/18/91 – Buffalo 41, at Miami 27
 10/4/92 – Miami 37, at Buffalo 10
 11/16/92 – Buffalo 26, at Miami 20
 11/17/93 – **Buffalo 29, at Miami 10
 9/26/93 – Miami 22, at Buffalo 13
 12/19/93 – Buffalo 47, at Miami 34
 10/9/94 – at Buffalo 21, Miami 11
 12/4/94 – Buffalo 42, at Miami 31
 10/29/95 – at Miami 23, Buffalo 6
 12/17/95 – at Buffalo 23, Miami 20
 12/30/95 – *at Buffalo 37, Miami 22
 10/13/96 – Miami 21, at Buffalo 7
 12/16/96 – at Miami 16, Buffalo 14
 11/2/97 – at Buffalo 9, Miami 6
 11/17/97 – at Miami 30, Buffalo 13
 9/13/98 – at Miami 13, Buffalo 7
 11/1/98 – at Buffalo 30, Miami 24
 1/2/99 – *at Miami 24, Buffalo 17
 10/4/99 – Buffalo 23, at Miami 18
 11/14/99 – at Buffalo 23, Miami 3
 10/8/00 – at Miami 22, Buffalo 13
 12/3/00 – Miami 33, at Buffalo 6
 11/25/01 – Miami 34, at Buffalo 27
 1/6/02 – at Miami 34, Buffalo 7
 10/20/02 – Buffalo 23, at Miami 10
 12/1/02 – at Buffalo 38, Miami 21
 9/21/03 – at Miami 17, Buffalo 7
 12/21/03 – Miami 20, at Buffalo 3
 10/17/04 – at Buffalo 20, Miami 13
 12/5/04 – Buffalo 42, at Miami 32
 10/9/05 – at Buffalo 20, Miami 14
 12/4/05 – at Miami 24, Buffalo 23

MIAMI 3, CAROLINA 0

11/15/98 – Miami 13, at Carolina 9
 11/4/01 – at Miami 23, Carolina 6
 9/25/05 – at Miami 27, Carolina 24

MIAMI 6, CHICAGO 3

11/29/71 – at Miami 34, Chicago 3
 11/2/75 – Miami 46, at Chicago 13
 9/23/79 – at Miami 31, Chicago 16
 12/2/85 – at Miami 38, Chicago 24
 9/4/88 – at Chicago 34, Miami 7
 11/24/91 – Miami 16, at Chicago 13 (ot)
 11/13/94 – Chicago 17, at Miami 14
 10/27/97® – Chicago 36, at Miami 33 (ot)
 12/9/02 – at Miami 27, Chicago 9

MIAMI 13, CINCINNATI 4

10/20/68 – Miami 24, at Cincinnati 22

11/17/68 – Cincinnati 38, at Miami 21
 9/14/69 – at Cincinnati 27, Miami 21
 10/10/71 – Miami 23, at Cincinnati 13
 12/23/73 – *at Miami 34, Cincinnati 16
 12/2/74 – at Miami 24, Cincinnati 3
 11/20/77 – at Cincinnati 23, Miami 17
 10/9/78 – at Miami 21, Cincinnati 0
 9/14/80 – at Miami 17, Cincinnati 16
 11/28/83 – at Miami 38, Cincinnati 14
 11/8/87 – Miami 20, at Cincinnati 14
 10/15/89 – Miami 20, at Cincinnati 13
 12/9/91 – at Miami 37, Cincinnati 13
 10/2/94 – Miami 23, at Cincinnati 7
 10/1/95 – Miami 26, at Cincinnati 23
 11/0/00 – Miami 31, at Cincinnati 16
 9/19/04 – at Cincinnati 16, Miami 13

MIAMI 9, CLEVELAND 5

10/25/70 – Cleveland 28, at Miami 0
 12/24/72 – *at Miami 20, Cleveland 14
 10/15/73 – Miami 17, at Cleveland 9
 11/28/76 – at Cleveland 17, Miami 13
 11/18/79 – at Cleveland 30, Miami 24 (ot)
 1/4/86 – *at Miami 24, Cleveland 21
 11/10/86 – at Cleveland 26, Miami 16
 12/12/88 – at Miami 38, Cleveland 31
 10/8/89 – at Miami 13, Cleveland 10 (ot)
 11/25/90 – Miami 30, at Cleveland 13
 9/14/92 – Miami 27, at Cleveland 23
 10/10/93 – Miami 24, at Cleveland 14
 12/26/04 – at Miami 10, Cleveland 7
 11/20/05 – at Cleveland 22, Miami 0

MIAMI 7, DALLAS 4

1/16/72 – ***Dallas 24, Miami 3
 11/22/73 – Miami 14, at Dallas 7
 11/5/78 – at Miami 23, Dallas 16
 10/25/81 – at Dallas 28, Miami 27
 12/17/84 – at Miami 28, Dallas 21
 11/22/87 – Miami 20, at Dallas 14
 11/19/89 – Miami 17, at Dallas 14
 11/25/93 – Miami 16, at Dallas 14
 10/27/96 – Dallas 29, at Miami 10
 11/25/99 – at Dallas 20, Miami 0
 11/27/03 – Miami 40, at Dallas 21

MIAMI 10, DENVER 4 (1 tie)

10/16/66 – at Miami 24, Denver 7
 12/4/66 – at Denver 17, Miami 7
 9/17/67 – at Miami 35, Denver 21
 10/27/68 – at Denver 21, Miami 14
 12/7/69 – at Miami 27, Denver 24
 9/19/71 – Miami 10, at Denver 10 (tie)
 12/20/75 – at Miami 14, Denver 13
 9/29/85 – Miami 30, at Denver 26
 12/21/98 – at Miami 31, Denver 21
 1/9/99 – *at Denver 38, Miami 3
 9/13/99 – Miami 38, at Denver 21
 12/2/01 – at Miami 21, Denver 10
 10/13/02 – Miami 24, at Denver 22
 12/12/04 – at Denver 20, Miami 17
 9/11/05 – at Miami 34, Denver 10

MIAMI 6, DETROIT 2

12/15/73 – at Miami 34, Detroit 7
 12/9/79 – Miami 28, at Detroit 10
 10/27/85 – at Detroit 31, Miami 21
 9/15/91 – at Detroit 17, Miami 13
 12/25/94 – at Miami 27, Detroit 20
 12/7/97 – at Miami 33, Detroit 30

11/5/00 – Miami 23, at Detroit 8
9/8/02 – at Miami 49, Detroit 21

MIAMI 9, GREEN BAY 2

12/19/71 – at Miami 27, Green Bay 6
10/5/75 – Miami 31, at Green Bay 7
10/28/79 – at Miami 27, Green Bay 7
12/8/85 – Miami 34, at Green Bay 24
9/18/88 – at Miami 24, Green Bay 17
10/22/89 – at Miami 23, Green Bay 20
9/22/91 – at Miami 16, Green Bay 13
9/11/94 – Miami 24, at Green Bay 14 (at Mil.)
9/14/97 – at Green Bay 23, Miami 18
10/29/00 – at Miami 28, Green Bay 20
11/4/02 – at Green Bay 24, Miami 10

HOUSTON 1, MIAMI 0

9/7/03 – Houston 21, at Miami 20

MIAMI 46, INDIANAPOLIS 22

(formerly Baltimore)

11/1/70 – at Baltimore 35, Miami 0
11/22/70 – at Miami 34, Baltimore 17
11/21/71 – at Miami 17, Baltimore 14
12/11/71 – at Baltimore 14, Miami 3
1/2/72 – **at Miami 21, Baltimore 0
10/29/72 – Miami 23, at Baltimore 0
12/16/72 – at Miami 16, Baltimore 0
11/11/73 – at Miami 44, Baltimore 0
12/9/73 – at Baltimore 16, Miami 3
10/27/74 – at Miami 17, Baltimore 7
12/8/74 – Miami 17, at Baltimore 16
11/23/75 – Baltimore 33, at Miami 17
12/14/75 – at Baltimore 10, Miami 7 (ot)
10/10/76 – at Baltimore 28, Miami 14
11/22/76 – Baltimore 17, at Miami 16
10/9/77 – at Baltimore 45, Miami 28
12/5/77 – at Miami 17, Baltimore 6
9/10/78 – Miami 42, at Baltimore 0
10/29/78 – at Miami 26, Baltimore 8
11/11/79 – at Miami 19, Baltimore 0
11/25/79 – Miami 28, at Baltimore 24
10/5/80 – Baltimore 30, at Miami 17
12/14/80 – Miami 24, at Baltimore 14
9/27/81 – Miami 31, at Baltimore 28
11/1/81 – at Miami 27, Baltimore 10
9/19/82 – at Miami 24, Baltimore 20
1/2/83 – Miami 34, at Baltimore 7
10/23/83 – Miami 21, at Baltimore 7
11/20/83 – at Miami 37, Baltimore 0
9/23/84 – at Miami 44, Indianapolis 7
12/9/84 – Miami 35, at Indianapolis 17
9/15/85 – at Miami 30, Indianapolis 13
11/17/85 – Miami 34, at Indianapolis 20
9/14/86 – at Miami 30, Indianapolis 10
10/26/86 – Miami 17, at Indianapolis 13
9/20/87 – Miami 23, at Indianapolis 10
11/15/87 – Indianapolis 40, at Miami 21
9/25/88 – at Indianapolis 15, Miami 13
12/4/88 – Indianapolis 31, at Miami 28
11/5/89 – at Miami 19, Indianapolis 13
12/17/89 – at Indianapolis 42, Miami 13
10/28/90 – Miami 27, at Indianapolis 7
12/30/90 – at Miami 23, Indianapolis 17
9/8/91 – at Miami 17, Indianapolis 6
11/3/91 – Miami 10, at Indianapolis 6
10/25/92 – Indianapolis 31, at Miami 20
11/8/92 – Miami 28, at Indianapolis 0
9/5/93 – Miami 24, at Indianapolis 20
10/24/93 – at Miami 41, Indianapolis 27
11/6/94 – at Miami 22, Indianapolis 21

12/18/94 – at Indianapolis 10, Miami 6
10/8/95 – Indianapolis 27, at Miami 24 (ot)
11/26/95 – at Indianapolis 36, Miami 28
9/23/96 – at Indianapolis 10, Miami 6
11/10/96 – at Miami 37, Indianapolis 10
8/31/97 – at Miami 16, Indianapolis 10
12/14/97 – at Indianapolis 41, Miami 0
9/6/98 – Miami 24, at Indianapolis 15
11/8/98 – at Miami 27, Indianapolis 14
10/10/99 – Miami 34, at Indianapolis 31
12/5/99 – Indianapolis 37, at Miami 34
11/26/00 – Miami 17, at Indianapolis 14
12/17/00 – Indianapolis 20, at Miami 13
12/30/00 – *at Miami 23, Indianapolis 17 (ot)
11/11/01 – Miami 27, at Indianapolis 24
12/10/01 – at Miami 41, Indianapolis 6
9/15/02 – Miami 21, at Indianapolis 13
11/2/03 – Indianapolis 23, at Miami 17

JACKSONVILLE 2, MIAMI 1

10/12/98 – at Jacksonville 28, Miami 21
1/15/00 – *at Jacksonville 62, Miami 7
10/12/03 – Miami 24, at Jacksonville 10

MIAMI 13, KANSAS CITY 12

11/13/66 – at Kansas City 34, Miami 16
12/11/66 – Kansas City 19, at Miami 18
9/24/67 – Kansas City 24, at Miami 0
10/8/67 – at Kansas City 41, Miami 0
9/28/68 – Kansas City 48, at Miami 3
10/19/69 – at Kansas City 17, Miami 10
12/25/71 – *Miami 27, at Kansas City 24 (2ot)
9/17/72 – Miami 20, at Kansas City 10
10/20/74 – at Miami 9, Kansas City 3
10/17/76 – Kansas City 20, at Miami 17(ot)
12/13/81 – Miami 17, at Kansas City 7
9/25/83 – at Miami 14, Kansas City 6
9/22/85 – at Miami 31, Kansas City 0
10/11/87 – at Miami 42, Kansas City 0
12/3/89 – at Kansas City 26, Miami 21
12/24/89 – Kansas City 27, at Miami 24
1/5/91 – *at Miami 17, Kansas City 16
10/13/91 – at Kansas City 42, Miami 7
10/31/93 – at Miami 30, Kansas City 10
12/12/94 – at Miami 45, Kansas City 28
12/31/94 – *at Miami 27, Kansas City 17
12/11/95 – at Miami 13, Kansas City 6
10/5/97 – at Miami 17, Kansas City 14
9/29/02 – at Kansas City 48, Miami 30
10/21/05% – Kansas City 30, at Miami 20

MIAMI 5, MINNESOTA 4

10/1/72 – Miami 16, at Minnesota 14
1/13/74 – ***Miami 24, Minnesota 7
12/11/76 – Minnesota 29, at Miami 7
9/16/79 – Miami 27, at Minnesota 12
12/5/82 – at Miami 22, Minnesota 14
10/2/88 – at Miami 24, Minnesota 7
9/25/94 – at Minnesota 38, Miami 35
9/10/00 – at Minnesota 13, Miami 7
12/21/02 – at Minnesota 20, Miami 17

MIAMI 47, NEW ENGLAND 34

(formerly Boston)

11/27/66 – Boston 20, at Miami 14
10/15/67 – at Boston 41, Miami 10
12/17/67 – at Miami 41, Boston 32
11/24/68 – Miami 34, at Boston 10
12/8/68 – at Miami 38, Boston 7
11/9/69 – Miami 17, at Boston 16
11/30/69 – Boston 38, Miami 23 (at Tampa)

9/20/70 – at Boston 27, Miami 14
 12/6/70 – at Miami 37, Boston 20
 10/17/71 – at Miami 41, New England 3
 12/5/71 – at New England 34, Miami 13
 11/12/72 – at Miami 52, New England 0
 12/3/72 – Miami 37, at New England 21
 9/30/73 – at Miami 44, New England 23
 10/28/73 – Miami 30, at New England 14
 9/15/74 – at New England 34, Miami 24
 12/15/74 – at Miami 34, New England 27
 9/28/75 – Miami 22, at New England 14
 12/1/75 – at Miami 20, New England 7
 9/19/76 – at New England 30, Miami 14
 10/31/76 – at Miami 10, New England 3
 11/13/77 – at Miami 17, New England 5
 12/11/77 – at New England 14, Miami 10
 10/22/78 – at New England 33, Miami 24
 12/18/78 – at Miami 23, New England 3
 10/21/79 – at New England 28, Miami 13
 11/29/79 – at Miami 39, New England 24
 10/12/80 – at New England 34, Miami 0
 12/8/80 – at Miami 16, New England 13 (ot)
 11/8/81 – Miami 30, at New England 27 (ot)
 12/6/81 – at Miami 24, New England 14
 12/12/82 – at New England 3, Miami 0
 1/8/83 – *at Miami 28, New England 13
 9/11/83 – at Miami 34, New England 24
 11/13/83 – at New England 17, Miami 6
 9/9/84 – at Miami 28, New England 7
 10/21/84 – Miami 44, at New England 24
 11/3/85 – at New England 17, Miami 13
 12/16/85 – at Miami 30, New England 27
 1/12/86 – **New England 31, at Miami 14
 10/5/86 – at New England 34, Miami 7
 12/22/86 – New England 34, at Miami 27
 9/13/87 – at New England 28, Miami 21
 12/28/87 – New England 24, at Miami 10
 11/6/88 – at New England 21, Miami 10
 11/20/88 – New England 6, at Miami 3
 9/17/89 – Miami 24, at New England 10
 12/10/89 – at Miami 31, New England 10
 9/9/90 – Miami 27, at New England 24
 10/18/90 – at Miami 17, New England 10
 10/6/91 – Miami 20, at New England 10
 11/10/91 – at Miami 30, New England 20
 10/18/92^S – at Miami 38, New England 17
 12/27/92 – Miami 16, at New England 13 (ot)
 11/21/93 – at Miami 17, New England 13
 1/2/94 – at New England 33, Miami 27 (ot)
 9/4/94 – at Miami 39, New England 35
 10/30/94 – Miami 23, at New England 3
 9/10/95 – Miami 20, at New England 3
 11/12/95 – New England 34, at Miami 17
 9/1/96 – at Miami 24, New England 10
 11/3/96 – at New England 42, Miami 23
 11/23/97 – at New England 27, Miami 24
 12/22/97 – New England 14, at Miami 12
 12/28/97 – *at New England 17, Miami 3
 10/25/98 – at Miami 12, New England 9 (ot)
 11/23/98 – at New England 26, Miami 23
 10/17/99 – Miami 31, at New England 30
 11/21/99 – at Miami 27, New England 17
 9/24/00 – at Miami 10, New England 3
 12/24/00 – Miami 27, at New England 24
 10/7/01 – at Miami 30, New England 10
 12/22/01 – at New England 20, Miami 13
 10/6/02 – at Miami 26, New England 13
 12/29/02 – at New England 27, Miami 24 (ot)
 10/19/03 – New England 19, at Miami 13 (ot)
 12/7/03 – at New England 12, Miami 0
 10/10/04 – at New England 24, Miami 10
 12/20/04 – at Miami 29, New England 28
 11/13/05 – New England 23, at Miami 16
 1/1/06 – Miami 28, at New England 26

MIAMI 6, NEW ORLEANS 3

11/15/70 – at Miami 21, New Orleans 10
 11/10/74 – Miami 21, at New Orleans 0
 9/28/80 – at Miami 21, New Orleans 16
 10/2/83 – at New Orleans 17, Miami 7
 12/7/86 – Miami 31, at New Orleans 27
 11/29/92 – at New Orleans 24, Miami 13
 10/15/95 – at New Orleans 33, Miami 30
 11/29/98 – at Miami 30, New Orleans 10
 10/30/05 – Miami 21, at New Orleans 6 (at Baton Rouge, La.)

N.Y. GIANTS 3, MIAMI 2

12/10/72 – Miami 23, at N.Y. Giants 13
 9/23/90 – at N.Y. Giants 20, Miami 3
 12/5/93 – N.Y. Giants 19, at Miami 14
 12/8/96 – N.Y. Giants 17, at Miami 7
 10/5/03 – Miami 23, at N.Y. Giants 10

N.Y. JETS 41, MIAMI 39 (1 tie)

9/9/66 – N.Y. Jets 19, at Miami 14
 11/20/66 – at N.Y. Jets 30, Miami 13
 10/1/67 – at N.Y. Jets 29, Miami 7
 10/22/67 – N.Y. Jets 33, at Miami 14
 12/1/68 – at N.Y. Jets 35, Miami 17
 12/15/68 – N.Y. Jets 31, at Miami 7
 11/2/69 – at N.Y. Jets 34, Miami 31
 12/14/69 – N.Y. Jets 27, at Miami 9
 10/10/70 – Miami 20, at N.Y. Jets 6
 12/13/70 – at Miami 16, N.Y. Jets 10
 10/3/71 – N.Y. Jets 14, at Miami 10
 10/24/71 – Miami 30, at N.Y. Jets 14
 10/8/72 – Miami 27, at N.Y. Jets 17
 11/19/72 – at Miami 28, N.Y. Jets 24
 10/7/73 – at Miami 31, N.Y. Jets 3
 11/4/73 – Miami 24, at N.Y. Jets 14
 10/7/74 – at Miami 21, N.Y. Jets 17
 11/24/74 – at N.Y. Jets 17, Miami 14
 10/19/75 – Miami 43, at N.Y. Jets 0
 11/9/75 – at Miami 27, N.Y. Jets 7
 9/26/76 – at Miami 16, N.Y. Jets 0
 11/7/76 – Miami 27, at N.Y. Jets 7
 10/16/77 – at Miami 21, N.Y. Jets 17
 11/6/77 – Miami 14, at N.Y. Jets 10
 9/3/78 – at N.Y. Jets 33, Miami 20
 11/26/78 – N.Y. Jets 24, at Miami 13
 9/30/79 – at N.Y. Jets 33, Miami 27
 12/15/79 – N.Y. Jets 27, at Miami 24
 10/27/80 – at N.Y. Jets 17, Miami 14
 12/20/80 – N.Y. Jets 24, at Miami 17
 10/4/81 – at Miami 28, N.Y. Jets 28 (tie)
 11/22/81 – at N.Y. Jets 16, Miami 15
 9/12/82 – Miami 45, at N.Y. Jets 28
 12/18/82 – at Miami 20, N.Y. Jets 19
 1/23/83 – **at Miami 14, N.Y. Jets 0
 10/16/83 – Miami 32, at N.Y. Jets 14
 12/16/83 – at Miami 34, N.Y. Jets 14
 11/4/84 – Miami 31, at N.Y. Jets 17
 11/26/84 – at Miami 28, N.Y. Jets 17
 10/14/85 – at N.Y. Jets 23, Miami 7
 11/10/85 – at Miami 21, N.Y. Jets 17
 9/21/86 – at N.Y. Jets 51, Miami 45 (ot)
 11/24/86 – at Miami 45, N.Y. Jets 3
 10/18/87 – at N.Y. Jets 37, Miami 31 (ot)
 12/7/87 – at Miami 37, N.Y. Jets 28
 10/23/88 – N.Y. Jets 44, at Miami 30
 11/27/88 – at N.Y. Jets 38, Miami 34
 9/24/89 – N.Y. Jets 40, at Miami 33
 11/12/89 – Miami 31, at N.Y. Jets 23
 10/7/90 – at Miami 20, N.Y. Jets 16
 11/11/90 – Miami 17, at N.Y. Jets 3

9/29/91 – at N.Y. Jets 41, Miami 23
 12/22/91 – N.Y. Jets 23, at Miami 20 (ot)
 11/1/92 – at N.Y. Jets 26, Miami 14
 12/20/92 – at Miami 19, N.Y. Jets 17
 9/12/93 – N.Y. Jets 24, at Miami 14
 11/7/93 – at N.Y. Jets 27, Miami 10
 9/18/94 – at Miami 28, N.Y. Jets 14
 11/27/94 – Miami 28, at N.Y. Jets 24
 9/3/95 – at Miami 52, N.Y. Jets 14
 10/22/95 – at N.Y. Jets 17, Miami 16
 9/15/96 – at Miami 36, N.Y. Jets 27
 12/22/96 – Miami 31, at N.Y. Jets 28
 10/12/97 – Miami 31, at N.Y. Jets 20
 11/9/97 – at Miami 24, N.Y. Jets 17
 10/4/98 – at N.Y. Jets 20, Miami 9
 12/13/98 – N.Y. Jets 21, at Miami 16
 12/12/99 – at N.Y. Jets 28, Miami 20
 12/27/99 – N.Y. Jets 38, at Miami 31
 10/23/00 – at N.Y. Jets 40, Miami 37 (ot)
 11/19/00 – N.Y. Jets 20, Miami 3
 10/14/01 – at N.Y. Jets 21, Miami 17
 11/18/01 – N.Y. Jets 24, at Miami 0
 9/22/02 – at Miami 30, N.Y. Jets 3
 11/10/02 – at N.Y. Jets 13, Miami 10
 9/14/03 – Miami 21, at N.Y. Jets 10
 12/28/03 – at Miami 23, N.Y. Jets 21
 10/3/04 – N.Y. Jets 17, at Miami 9
 11/1/04 – at N.Y. Jets 41, Miami 14
 9/18/05 – at N.Y. Jets 17, Miami 7
 12/18/05 – at Miami 24, N.Y. Jets 20

OAKLAND 18, MIAMI 12 (1 tie)

(formerly Los Angeles)

9/2/66 – Oakland 23, at Miami 14
 10/9/66 – at Oakland 21, Miami 10
 11/19/67 – at Oakland 31, Miami 17
 9/21/68 – Oakland 47, at Miami 21
 9/20/69 – at Oakland 20, Miami 17
 10/4/69 – at Miami 20, Oakland 20 (tie)
 10/3/70 – at Miami 20, Oakland 13
 12/27/70 – *at Oakland 21, Miami 14
 9/23/73 – at Oakland 12, Miami 7 (at Berkeley)
 12/30/73 – **at Miami 27, Oakland 10
 12/21/74 – *at Oakland 28, Miami 26
 9/22/75 – Oakland 31, at Miami 21
 12/10/78 – at Miami 23, Oakland 6
 10/8/79 – at Oakland 13, Miami 3
 11/2/80 – at Oakland 16, Miami 10
 11/15/81 – Oakland 33, at Miami 17
 9/19/83 – at L.A. Raiders 27, Miami 14
 12/2/84 – L.A. Raiders 45, at Miami 34
 10/19/86 – L.A. Raiders 30, at Miami 28
 10/9/88 – Miami 24, at L.A. Raiders 14
 11/19/90 – L.A. Raiders 13, at Miami 10
 12/14/92 – at Miami 20, L.A. Raiders 7
 10/16/94 – at Miami 20, L.A. Raiders 17(ot)
 12/1/96 – at Oakland 17, Miami 7
 11/30/97 – Miami 34, at Oakland 16
 12/6/98 – Miami 27, at Oakland 17
 10/31/99 – Miami 16, at Oakland 9
 1/6/01 – *at Oakland 27, Miami 0
 9/23/01 – at Miami 18, Oakland 15
 12/15/02 – at Miami 23, Oakland 17
 11/27/05 – Miami 33, at Oakland 21

MIAMI 7, PHILADELPHIA 4

11/8/70 – at Philadelphia 24, Miami 17
 10/12/75 – at Miami 24, Philadelphia 16
 9/24/78 – at Philadelphia 17, Miami 3
 11/30/81 – at Miami 13, Philadelphia 10
 11/11/84 – at Miami 24, Philadelphia 23
 12/13/87 – Miami 28, at Philadelphia 10

12/9/90 – at Miami 23, Philadelphia 20(ot)
 11/14/93 – Miami 19, at Philadelphia 14
 10/20/96 – at Philadelphia 35, Miami 28
 10/24/99 – at Miami 16, Philadelphia 13
 12/15/03 – Philadelphia 34, at Miami 27

MIAMI 11, PITTSBURGH 9

11/14/71 – at Miami 24, Pittsburgh 21
 12/31/72 – **Miami 21, at Pittsburgh 17
 12/3/73 – at Miami 30, Pittsburgh 26
 11/14/76 – at Pittsburgh 14, Miami 3
 12/30/79 – *at Pittsburgh 34, Miami 14
 11/30/80 – at Pittsburgh 23, Miami 10
 9/10/81 – at Miami 30, Pittsburgh 10
 10/7/84 – Miami 31, at Pittsburgh 7
 1/6/85 – **at Miami 45, Pittsburgh 28
 10/6/85 – at Miami 24, Pittsburgh 20
 11/1/87 – at Miami 35, Pittsburgh 24
 12/18/88 – at Pittsburgh 40, Miami 24
 11/26/89 – Pittsburgh 34, at Miami 14
 9/30/90 – Miami 28, at Pittsburgh 6
 12/13/93 – Pittsburgh 21, at Miami 20
 11/20/94 – at Pittsburgh 16, Miami 13(ot)
 9/18/95 – at Miami 23, Pittsburgh 10
 11/25/96 – Pittsburgh 24, at Miami 17
 9/20/98 – at Miami 21, Pittsburgh 0
 9/26/04 – Pittsburgh 13, at Miami 3

MIAMI 8, SAINT LOUIS 2

(formerly Los Angeles)

10/31/71 – Miami 20, at Los Angeles 14
 10/3/76 – Los Angeles 31, at Miami 28
 11/9/80 – Miami 35, at Los Angeles 14
 10/30/83 – at Miami 30, L.A. Rams 14
 12/14/86 – Miami 37, at L.A. Rams 31(ot)
 9/20/92 – at Miami 26, L.A. Rams 10
 12/24/95 – Miami 41, at St. Louis 22
 10/18/98 – at Miami 14, St. Louis 0
 9/30/01 – at St. Louis 42, Miami 10
 10/24/04 – at Miami 31, St. Louis 14

MIAMI 13, SAN DIEGO 12

10/2/66 – at San Diego 44, Miami 10
 11/12/67 – at San Diego 24, Miami 0
 12/10/67 – at Miami 41, San Diego 24
 11/3/68 – at San Diego 34, Miami 28
 10/11/69 – San Diego 21, at Miami 14
 10/15/72 – at Miami 24, San Diego 10
 9/29/74 – Miami 28, at San Diego 21
 10/30/77 – San Diego 14, at Miami 13
 10/15/78 – Miami 28, at San Diego 21
 11/20/80 – San Diego 27, at Miami 24 (ot)
 1/2/82 – *San Diego 41, at Miami 38 (ot)
 1/16/83 – *at Miami 34, San Diego 13
 11/18/84 – at San Diego 34, Miami 28 (ot)
 9/7/86 – at San Diego 50, Miami 28
 10/16/88 – at Miami 31, San Diego 28
 12/15/91 – at San Diego 38, Miami 30
 1/10/93 – *at Miami 31, San Diego 0
 12/27/93 – at San Diego 45, Miami 20
 1/8/95 – *at San Diego 22, Miami 21
 11/5/95 – Miami 24, at San Diego 14
 12/19/99 – at Miami 12, San Diego 9
 11/12/00 – Miami 17, at San Diego 7
 11/24/02 – at Miami 30, San Diego 3
 10/27/03 – Miami 26, San Diego 10 (at Tempe, Ariz.)
 12/11/05 – Miami 23, at San Diego 21

MIAMI 5, SAN FRANCISCO 5

9/16/73	- at Miami 21, San Francisco 13
9/25/77	- Miami 19, at San Francisco 15
11/16/80	- at Miami 17, San Francisco 13
11/6/83	- Miami 20, at San Francisco 17
1/20/85	- ***San Francisco 38, Miami 16
9/28/86	- San Francisco 31, at Miami 16
12/6/92	- at San Francisco 27, Miami 3
11/20/95	- San Francisco 44, at Miami 20
12/16/01	- at San Francisco 21, Miami 0
11/28/04	- Miami 24, at San Francisco 17

MIAMI 8, SEATTLE 4

10/23/77	- at Miami 31, Seattle 13
9/9/79	- at Miami 19, Seattle 10
12/31/83	- *Seattle 27, at Miami 20
12/29/84	- *at Miami 31, Seattle 10
10/4/87	- at Seattle 24, Miami 20
12/16/90	- at Miami 24, Seattle 17
9/27/92	- Miami 19, at Seattle 17
10/6/96	- Seattle 22, at Miami 15
1/9/00	- *Miami 20, at Seattle 17
9/3/00	- at Miami 23, Seattle 0
10/28/01	- Miami 24, at Seattle 20
11/21/04	- at Seattle 24, Miami 17

MIAMI 4, TAMPA BAY 4

10/24/76	- Miami 23, at Tampa Bay 20
11/29/82	- at Tampa Bay 23, Miami 17
10/20/85	- at Miami 41, Tampa Bay 38
10/30/88	- Miami 17, at Tampa Bay 14
12/1/91	- at Miami 33, Tampa Bay 14
9/21/97	- at Tampa Bay 31, Miami 21
12/10/00	- Tampa Bay 16, at Miami 13
10/16/05	- at Tampa Bay 27, Miami 13

MIAMI 16, TENNESSEE 14

(formerly Houston)

10/23/66	- Miami 20, at Houston 13
12/18/66	- at Miami 29, Houston 28
12/3/67	- at Houston 17, Miami 14
12/23/67	- Houston 41, at Miami 10
9/14/68	- Houston 24, at Miami 10

10/6/68	- Miami 24, at Houston 7
9/28/69	- at Houston 22, Miami 10
11/23/69	- Houston 32, at Miami 7
9/27/70	- Miami 20, at Houston 10
9/24/72	- at Miami 34, Houston 13
11/16/75	- at Houston 20, Miami 19
10/2/77	- at Miami 27, Houston 7
11/20/78	- at Houston 35, Miami 30
12/24/78	- *Houston 17, at Miami 9
11/5/79	- Houston 9, at Miami 6
9/20/81	- Miami 16, at Houston 10
12/4/83	- Miami 24, at Houston 17
10/14/84	- at Miami 28, Houston 10
9/8/85	- at Houston 26, Miami 23
11/2/86	- at Miami 28, Houston 7
10/1/89	- at Houston 39, Miami 7
10/20/91	- Houston 17, at Miami 13
11/22/92	- at Miami 19, Houston 16
11/17/96	- Miami 23, at Houston 20
9/7/97	- at Miami 16, Tennessee 13 (ot)
11/7/99	- at Miami 17, Tennessee 0
9/9/01	- Miami 31, at Tennessee 23
11/9/03	- at Tennessee 31, Miami 7
9/11/04#	- Tennessee 17, at Miami 7
12/24/05	- at Miami 24, Tennessee 10

MIAMI 7, WASHINGTON 4

1/14/73	- *** Miami 14, Washington 7
10/13/74	- at Washington 20, Miami 17
12/3/78	- Miami 16, at Washington 0
10/18/81	- at Miami 13, Washington 10
1/30/83	- *** Washington 27, Miami 17
9/2/84	- Miami 35, at Washington 17
12/20/87	- at Miami 23, Washington 21
12/2/90	- at Washington 42, Miami 20
10/4/93	- at Miami 17, Washington 10
1/2/00	- at Washington 21, Miami 10
11/23/03	- at Miami 24, Washington 23

* AFC Playoff

** AFC Championship

***Super Bowl

\$ - Game originally scheduled for 9/7/92

@ - Game originally scheduled for 10/26/97

- Game originally scheduled for 9/12/04

% - Game originally scheduled for 10/23/05

TRADING PLACES

When the National Football League rescheduled the Dolphins' home game against the Kansas City Chiefs last year to Friday, October 21 because of the impending arrival of Hurricane Wilma, it was not the first time the club has had to change a contest's date or venue for a variety of reasons. In fact, that marked the third straight year and fourth time in five seasons this occurred.

Since 1990, the Dolphins have had to alter the date or venue of a game six times, and the Dolphins are 3-3 in such games.

The following are games in which the Dolphins have either had to change a date or site since 1990:

Original Date, Venue	Opponent	New Date, Venue	Reason	Result
9/7/92, Joe Robbie Stad.	New England	10/18/92, JRS	Hurricane Andrew	Dolphins, 38-17
10/26/97, Pro Player Stad.	Chicago	10/27/97, PPS	World Series	Bears, 36-33, OT
9/16/01, Pro Player Stad.	Buffalo	1/6/02, PPS	9/11	Dolphins, 34-7
10/27/03, Qualcomm Stad.	San Diego	10/27, Sun Devil Stad.	California Wildfires	Dolphins, 26-10
9/12/04, Pro Player Stad.	Tennessee	9/11/04, PPS	Hurricane Ivan	Titans, 17-7
10/23/05, Dolphins Stad.	Kansas City	10/21/05, DS	Hurricane Wilma	Chiefs, 30-20

ALL-TIME DOLPHINS WON-LOST RECORDS

(includes post-season games)

OPPONENT	W	L	T	PCT.	PTS.	OPP.	LAST MTG.
Arizona	8	1	0	.889	269	122	2004
Atlanta	7	3	0	.700	216	181	2005
Baltimore	4	2	0	.667	104	82	2004
Buffalo	50	33	1	.601	1875	1635	2005
Carolina	3	0	0	1.000	63	39	2005
Chicago	6	3	0	.667	246	165	2002
Cincinnati	13	4	0	.765	410	274	2004
Cleveland	9	5	0	.643	256	265	2005
Dallas	7	4	0	.636	198	208	2003
Denver	10	4	1	.700	329	281	2005
Detroit	6	2	0	.750	228	144	2002
Green Bay	9	2	0	.818	262	175	2002
Houston	0	1	0	.000	20	21	2003
Indianapolis	46	22	0	.676	1540	1130	2003
Jacksonville	1	2	0	.333	52	100	2003
Kansas City	13	12	0	.520	475	517	2005
Minnesota	5	4	0	.556	179	154	2002
New England	47	34	0	.580	1791	1582	2005
New Orleans	6	3	0	.667	195	143	2005
New York Giants	2	3	0	.400	70	79	2003
New York Jets	39	41	1	.488	1811	1722	2005
Oakland	12	18	1	.403	575	637	2005
Philadelphia	7	4	0	.636	222	216	2003
Pittsburgh	11	9	0	.550	430	388	2004
St. Louis	8	2	0	.800	272	192	2004
San Diego	13	12	0	.520	603	575	2005
San Francisco	5	5	0	.500	156	236	2004
Seattle	8	4	0	.667	263	201	2004
Tampa Bay	4	4	0	.500	178	183	2005
Tennessee	16	14	0	.533	552	551	2005
Washington	7	4	0	.636	206	198	2003
TOTALS.....	382	261	4	.594	14,046	12,396	

MIAMI IN PRESEASON

OPPONENT	W	L	T	PCT.	PTS.	OPP.	LAST MTG.
Arizona	1	0	0	1.000	28	7	1978
Atlanta	4	5	0	.444	169	194	2005
Buffalo	3	0	1	.875	99	72	1987
Chicago	4	8	1	.346	206	203	2005
Cincinnati	4	3	0	.571	120	117	1975
Cleveland	0	1	0	.000	10	17	1986
Dallas	1	3	0	.250	84	87	1992
Denver	6	5	0	.545	240	222	1997
Detroit	6	1	0	.857	180	134	1999
Green Bay	4	5	0	.444	139	141	2001
Houston	1	0	0	1.000	24	3	2002
Indianapolis	2	2	0	.500	67	61	1984
Jacksonville	1	3	0	.250	77	83	2005
Kansas City	1	1	1	.500	49	57	1982
Minnesota	8	12	0	.400	317	391	2001
New England	1	1	0	.500	30	19	1969
New Orleans	11	6	0	.647	326	267	2004
N.Y. Giants	6	0	0	1.000	141	86	1994
N.Y. Jets	0	1	0	.000	14	31	1966
Oakland	3	0	0	1.000	71	57	1991
Philadelphia	5	4	0	.556	153	128	1990
Pittsburgh	2	2	0	.500	53	54	2005
St. Louis	1	2	0	.333	40	62	2001

OPPONENT	W	L	T	PCT.	PTS.	OPP.	LAST MTG.
San Diego.....	1	3	0	.250	62	91	2001
San Francisco	3	0	1	.875	82	65	1998
Seattle	1	0	0	1.000	24	7	1980
Tampa Bay	13	7	0	.650	338	291	2005
Tennessee	1	1	0	.500	20	32	1989
Washington	9	5	0	.643	307	238	2004
TOTALS	103	81	4	.559	3,470	3,217	

2005 DOLPHINS PRESEASON STATISTICS

PRESEASON RESULTS (1-4)

DATE	OPPONENT	SCORE	W/L	ATTENDANCE
AUG. 8	Chicago (at Canton, Ohio)	24-27	L	22,292
AUG. 13	at Jacksonville	17-27	L	64,072
AUG. 20	at Pittsburgh	3-17	L	55,036
AUG. 27	TAMPA BAY	17-14	W	67,892
SEPT. 1	ATLANTA	17-20	L	71,616

TEAM STATISTICS

	DOLPHINS	OPPONENTS
TOTAL FIRST DOWNS	88	83
Rushing.....	16	32
Passing	59	44
Penalty	13	7
Third Down: Made/Attempts	20/70	24/76
3rd Down Efficiency.....	28.6	31.6
Fourth Down: Made/Attempts	3/5	1/3
Fourth Down Efficiency.....	60.0	33.3
POSSESSION AVGERAGE	26:52	33:08
TOTAL NET YARDS.....	1563	1667
Average Per Game	312.6	333.4
Total Plays.....	324	328
Average Per Play	4.8	5.1
NET YARDS RUSHING	329	708
Average Per Game	65.8	141.6
Total Rushes.....	96	172
NET YARDS PASSING	1234	959
Average Per Game	246.8	191.8
Sacked/Yards Lost	7/56	13/73
Gross Yards.....	1290	1032
Attempts/Completions.....	221/122	143/78
Completion Percentage	55.2	54.5
Had Intercepted	5	3
PUNTS/AVERAGE.....	34/43.6	34/42.9
NET PUNTING AVGERAGE	34/35.4	34/36.7
PENALTIES/YARDS	42/297	40/364
FUMBLES/BALL LOST	13/10	7/3
TOUCHDOWNS	9	11
Rushing.....	1	5
Passing	7	3
Returns	1	3

Score By Quarters	1	2	3	4	OT	Total
DOLPHINS	7	16	7	48	0	78
OPPONENTS	27	20	27	31	0	105

RUSHING

	NO.	YDS.	AVG.	LG	TD
Williams.....	30	126	4.2	13	1
Minor.....	18	52	2.9	9	0
Brown.....	11	45	4.1	16	0
Morris.....	16	45	2.8	11	0
Gordon.....	9	28	3.1	12	0
Chambers.....	2	20	10.0	12	0
Rosenfels.....	3	9	3.0	4	0
Welker.....	1	6	6.0	6	0
Berlin.....	1	0	0.0	0	0
Feeley.....	3	0	0.0	2	0
Frerotte.....	1	0	0.0	0	0
Harris.....	1	-2	-2.0	-2	0
DOLPHINS.....	96	329	3.4	16	1
OPPONENTS.....	172	708	4.1	37	5

PASSING

	ATT.	COMP.	YDS.	PCT.	TD	INT.	LG	SACK/ LOST	RATING
Frerotte.....	77	35	394	45.5	1	1	44	5/40	60.2
Feeley.....	71	38	336	53.5	1	2	36t	1/7	59.4
Rosenfels.....	52	34	369	65.4	4	1	35	1/9	103.8
Berlin.....	21	15	191	71.4	1	1	49	0/0	95.5
DOLPHINS.....	221	122	1290	55.2	7	5	49	7/56	73.5
OPPONENTS.....	143	78	1032	54.5	3	3	48	13/73	75.9

RECEIVING

	NO.	YDS.	AVG.	LG	TD
Mann.....	12	146	12.2	49	1
Boston.....	12	101	8.4	15	0
Holmes.....	10	95	9.5	35	0
D. Thompson.....	9	136	15.1	34	1
Morris.....	9	55	6.1	13	0
Diamond.....	8	76	9.5	24	0
Gilmore.....	7	94	13.4	26t	1
Chambers.....	6	113	18.8	44	0
Williams.....	6	26	4.3	9	0
Booker.....	5	55	11.0	19	0
Lee.....	5	34	6.8	12	0
Minor.....	5	18	3.6	6	0
Farmer.....	4	82	20.5	36t	1
McMichael.....	4	44	11.0	31	0
Rader.....	4	25	6.3	15	2
Gordon.....	4	16	4.0	11	0
Welker.....	3	76	25.3	42	1
Newson.....	2	35	17.5	22	0
Harris.....	2	29	14.5	20	0
Davis.....	2	14	7.0	11	0
Owens.....	1	9	9.0	9	0
Evans.....	1	6	6.0	6	0
Brown.....	1	5	5.0	5	0
DOLPHINS.....	122	1290	10.6	49	7
OPPONENTS.....	78	1032	13.2	48	3

INTERCEPTIONS

	NO.	YDS.	AVG.	LG	TD
Glenn.....	1	26	26.0	26t	1

	NO.	YDS.	AVG.	LG	TD
Howard	1	0	0.0	0	0
Roth	1	-3	-3.0	-3	0
DOLPHINS.....	3	23	7.7	26t	1
OPPONENTS.....	5	47	9.4	51t	1

PUNTING

	NO.	YDS.	AVG.	NET	TB	IN 20	LG	BLK
D. Jones	21	949	45.2	38.7	3	7	58	0
Turk	13	532	40.9	30.2	2	3	54	0
DOLPHINS.....	34	1481	43.6	35.4	5	10	58	0
OPPONENTS.....	34	1459	42.9	36.7	3	12	73	0

PUNT RETURNS

	RET.	FC	YDS.	AVG.	LG	TD
Welker	12	3	131	10.9	36	0
Richard	3	1	4	1.3	3	0
Newson	2	0	15	7.5	11	0
Farmer	1	1	2	2.0	2	0
DOLPHINS.....	18	5	152	8.4	36	0
OPPONENTS.....	19	4	176	9.3	76t	1

KICKOFF RETURNS

	NO.	YDS.	AVG.	LG	TD
Minor	9	208	23.1	32	0
Welker	8	183	22.9	40	0
Gilmore	2	41	20.5	23	0
Roundtree	1	15	15.0	15	0
DOLPHINS.....	20	447	22.4	40	0
OPPONENTS.....	9	190	21.1	25	0

FIELD GOALS

	1-19	20-29	30-39	40-49	50+	TOTALS
Mare	0/0	1/1	3/3	1/1	0/1	5/6
DOLPHINS.....	0/0	1/1	3/3	1/1	0/1	5/6
OPPONENTS.....	0/0	6/7	2/2	1/1	0/0	9/9

SCORING

	TDR	TDP	TDRt	PAT	FG	S	2-PT	TP
Mare	0	0	0	9/9	5/6	0	0	24
Rader	0	2	0	0/0	0/0	0	0	12
Farmer	0	1	0	0/0	0/0	0	0	6
Gilmore	0	1	0	0/0	0/0	0	0	6
Glenn	0	0	1	0/0	0/0	0	0	6
Mann	0	1	0	0/0	0/0	0	0	6
D. Thompson	0	1	0	0/0	0/0	0	0	6
Welker	0	1	0	0/0	0/0	0	0	6
Williams	1	0	0	0/0	0/0	0	0	6
DOLPHINS.....	1	7	1	9/9	5/6	0	0	78
OPPONENTS.....	5	3	3	10/10	9/10	0	1	105

TWO-POINT CONVERSIONS

DOLPHINS 0-0, OPPONENTS 1-1

SACKS

J. Taylor 2.0, D. Bowens 1.0, Carter 1.0, Crowder 1.0, Glenn 1.0, Pope 1.0, Roth 1.0, Vickerson 1.0, Walters 1.0, Zgonina 1.0, Holliday 0.5, Howard 0.5, Z. Thomas 0.5, Traylor 0.5.

DOLPHINS 13.0, OPPONENTS 7.0

2005 PRESEASON DEFENSIVE STATISTICS

PLAYER	TOTAL TACK.	SOLO	ASST.	SACKS/ YARDS	INT./ YARDS	PASS DEF.	FUM. FOR.	FUM. REC.
Crowder	24	11	13	1/8				
Glenn	16	13	3	1/10	1/26	3		
Bell	15	12	3			1		
Howard	15	10	5	0.5/2.5	1/0	1		
Pope	14	12	2	1/2				
Spragan	12	9	3			1		
Seau	12	7	5					
Jones, T.	11	10	1				1	
Edwards	11	9	2					
Thomas	10	8	2	0.5/4.5				
Roth	10	6	4	1/3	1/-3	1		
Shaw	9	9	0					
Madison	9	8	1			1		
Tillman	9	8	1			2		
Schulters	9	6	3			2		
Daniels	8	8	0			4		
Eiland	8	6	2			1		
Taylor, W.	8	6	2				1	
Bowens	7	5	2	1/7		1		
Moore	6	5	1					
Taylor, J.	6	5	1	2/14			1	
Carter	5	5	0	1/1				
Romero	5	5	0					
Richard	5	4	1					
Bua	5	3	2			1		
Vickerson	5	3	2	1/3				
Traylor	5	1	4	0.5/4.5				
Walters	4	4	0	1/4		1		
Green	4	3	1					
Parker	4	3	1					
Wright	4	3	1					
Hunt	3	3	0					
Jenkins	3	2	1					
Zgonina	3	2	1	1/7				
Holliday	3	1	2	0.5/2.5		1		1
Ayanbadejo	1	1	0					
Solomona	1	1	0					
Roundtree	1	0	1					

NOTE: special teams and miscellaneous tackles not included above.

SPECIAL TEAMS TACKLES: Glenn 3, Harris 2, Morris 2, Denney, 2, Minor 2, Pope 2, Spragan 2, Taylor, W. 2, Ayanbadejo 1, Bua 1, Crowder 1, Evans 1, Gilmore 1, Howard 1, Jenkins, 1, Jones, D. 1, Mann 1, Newson 1, Tillman 1, Welker 1, Bowens 1, Thompson, D. 1.

SPECIAL TEAMS FUMBLE RECOVERIES: Minor 1.

2005 PRESEASON GAME SUMMARIES

PRESEASON GAME 1

BEARS 27, DOLPHINS 24
August 8, 2005

Fawcett Stadium
Canton, OH

The Dolphins dropped their third game in as many tries in the Hall of Fame Game, one day after former quarterback Dan Marino became the ninth former Dolphin to be enshrined in Canton, in what was also the team's initial game under first-year Head Coach Nick Saban. The Bears took a 7-0 lead 6:46 into the game when Thomas Jones scored on a one-yard run, capping a nine-play, 83-yard drive that used 3:57 of the clock. The touchdown occurred two plays after Rex Grossman connected with Muhsin Muhammad for a 34-yard completion to the Dolphins' 1. The Dolphins posted their first points of 2005 5:41 into the second quarter when Olindo Mare connected on a 33-yard field goal, culminating a nine-play, 42-yard drive that used 3:07 of the clock. The Dolphins took their first lead of 2005 when Gus Frerotte found Bryan Gilmore in the end zone for a 26-yard TD strike with 58 seconds remaining in the opening half, capping a 12-play, 80-yard drive that used 5:17 of the clock. The reception was the second for Gilmore on the drive, as he totaled 40 receiving yards en route to the score. David Boston also hauled in two passes, totaling 16 yards, while Frerotte hit on eight of ten passes for 78 yards. The Dolphins took the ball on the opening series of second half and marched 74 yards in 10 plays, en route to a one-yard TD pass from Sage Rosenfels to Jason Rader, 5:28 into the half. The key play on the drive was a 24-yard completion from Rosenfels to Lorenzo Diamond that put the Dolphins at the Bears' 38. Chicago responded with a Nick Novak 22-yard field goal on the Bears' next series, which consisted of nine plays, covering 71 yards. The Bears added a Doug Brien 30-yard field goal 2:30 into the final frame, cutting their deficit to four points. On the Bears' next offensive series, Jason Glenn stepped in front of a Kyle Orton pass and raced 26 yards for a touchdown, as the Dolphins regained their double-digit advantage. Chicago responded, however, with a six-play, 83-yard drive that ended with a 43-yard scoring strike from Orton to Carl Ford. The touchdown came one play after Antoino Harris broke loose for an 18-yard run into Dolphins territory. The Bears then took the game's final lead with just 1:50 to play when Zack Abnon scored on a four-yard run. The 56-yard TD drive by the Bears commenced after Olindo Mare missed wide right on a 54-yard field goal attempt. Brock Berlin then guided the Dolphins to the Bears' 15 by completing all five of his pass attempts, totaling 58 yards. His final throw of the night, though, was intercepted by Jerrell Pippens in the end zone with 44 seconds remaining, thus sealing the outcome.

CHICAGO	7	0	3	17	-	27
MIAMI	0	10	7	7	-	24

TEAM	SCORE	DRIVE		QTR	CLOCK
		(Plays/Yards/Time)			
CHI	Jones 1 run (Brien kick)	9/83/3:57	1	8:14	
MIA	Mare 33 field goal	9/42/3:07	2	9:19	
MIA	Gilmore 26 pass from Frerotte (Mare kick)	12/80/5:17	2	0:58	
MIA	Rader 1 pass from Rosenfels (Mare kick)	10/74/5:28	3	9:32	
CHI	Novak 22 field goal	9/71/5:19	3	4:13	
CHI	Brien 30 field goal	6/76/2:14	4	12:30	
MIA	Glenn 26 interception return (Mare kick)		4	10:30	
CHI	Ford 43 pass from Orton (Brien kick)	6/83/3:07	4	7:23	
CHI	Abnon 4 run (Brien kick)	5/56/1:36	4	1:50	

ATT. - 22,292

	CHICAGO	MIAMI
First Downs/Total-Rush-Pass Penalty	22/5-13-4	24/3-18-3
Third Down Efficiency	4-12/33.3	5-13/38.5
Total Yards-Plays-Average	478-65-7.4	382-71-5.4
Rushes-Yards-Average	24-102-4.3	22-41-1.9
Net Yards Passing-Sacked-Yards Lost	376-0-0	341-2-12
Passes Attempted-Completed-Intercepted	41-22-1	47-32-1
Punts/Number-Average	5-47.4	6-43.8
Penalties/Number-Yards	11-96	12-78
Fumbles/Number-Lost	0-0	0-0
Time of Possession	27:16	32:44

INDIVIDUAL STATISTICS

RUSHING - Chicago: Jones 10-47, 1 TD; Peterson 6-21; Harris 1-18; Russell 2-6; Hutchinson 1-5; Abnon 1-4, 1TD; Orton 3-1.

Miami: Morris 6-19; Minor 6-15; Williams 5-8; Rosenfels 1-2; Gordon 3-(-1); Harris 1-(-2).

RUSHING – Chicago: Grossman 12-5-0, 77 yards; Hutchinson 18-10-0, 124 yards; Orton 11-7-1, 175 yards, 1 TD.
Miami: Feeley 7-4-0, 35 yards; Frerotte 17-11-0, 143 yards, 1 TD; Rosenfels 9-6-0, 58 yards, 1 TD; Berlin 14-11-1, 117 yards.

RECEIVING – Chicago: Bradley 5-131; Berrian 3-65; Ford 3-56, 1 TD; M. Edwards 3-21; Muhammad 2-44; Berlin 2-44; Johnson 1-7; Lyman 1-6; Jones 1-3; Belton 1-(-1).

Miami: Diamond 4-50; Boston 3-29; Rader 3-21, 1 TD; Holmes 3-20; Lee 3-14; Gilmore 2-40, 1 TD; Booker 2-31; Harris 2-29; Farmer 2-28; Mann 2-22; Chambers 1-44; Thompson 1-10; Welker 1-8; Davis 1-3; Morris 1-2; Williams 1-2.

INTERCEPTIONS – Chicago: Pippens 1-0 yards.

Miami: Glenn 1-26 yards, 1 TD.

SACKS – Chicago: Ogunleye 1; Urlacher 1.

Miami: None.

MISSED FIELD GOALS – Chicago: None.

Miami: Mare 54(WR).

PRESEASON GAME 2

JAGUARS 27, DOLPHINS 17
August 13, 2005

ALLTEL Stadium
Jacksonville, FL

The Dolphins dropped their first two preseason games for the third time in the last four years. The Jaguars took a 7-0 lead 3:13 into the contest when David Allen fielded a Matt Turk punt at his own 24 and raced 76 yards down the left sideline for a touchdown. The Dolphins got on the board 3:34 into the second quarter when Olindo Mare connected on a 30-yard field goal, capping a 12-play, 48-yard drive in which Ricky Williams rushed for 27 yards on four carries. The Jaguars added their second touchdown of the night just 22 seconds before the half when Ernest Wilford hauled in a 19-yard strike from David Garrard in the end zone, on a pass that was first tipped by Jaguars wide receiver Reggie Williams. Jacksonville took a 14-point lead on their first series of the second half when Josh Scobee hit a 31-yard field goal to culminate a seven-play drive that started at the Dolphins' 28 after Tony Gilbert recovered a Lamar Gordon fumble. The Jaguars tallied their second field goal of the quarter when Seth Marler converted from 21 yards out, capping a 14-play, 75-yard drive that used 8:11 of the clock. Jacksonville took a 24-point advantage with 8:18 remaining in the contest when Quinn Gray hit Matt Jones in the back of the end zone for a five-yard TD pass. The key play on the 80-yard drive was a 48-yard completion from Gray to Chad Owens that put the Jaguars at the Dolphins' 13. The Dolphins recorded their first touchdown of the night with 5:11 to play when Sage Rosenfels connected with Jason Rader for a four-yard TD pass on fourth-and-goal. The 13-play drive began at the Dolphins' 40 after the kick-off following the Jaguars' touchdown sailed out of bounds. The Dolphins regained possession at their own 32 with 3:13 to play in the game when Brock Berlin led an eight-play, 68-yard drive that ended with a 12-yard scoring pass from Berlin to Maurice Mann with 1:40 left on the game clock. Berlin and Mann hooked up for a 49-yard completion to the Jaguars' 12, two plays prior to the score. Jacksonville recovered the ensuing onside kick to preserve the win.

MIAMI	0	3	0	14	-	17
JACKSONVILLE	7	7	6	7	-	27

TEAM	SCORE	DRIVE		QTR	CLOCK
		(Plays/Yards/Time)			
JAX	Allen 76 punt return (Scobee kick)			1	11:47
MIA	Mare 30 field goal	12/48/4:42		2	11:26
JAX	Wilford 19 pass from Garrard (Marler kick)	15/85/7:24		2	0:22
JAX	Scobee 31 field goal	7/16/3:59		3	10:38
JAX	Marler 21 field goal	14/75/8:11		3	0:19
JAX	M. Jones pass from Gray (Scobee kick)	5/80/3:05		4	8:18
MIA	Rader 4 pass from Rosenfels (Mare kick)	13/60/3:07		4	5:11
MIA	Mann 12 pass from Berlin (Mare kick)	8/68/1:33		4	1:40

ATT. – 64,072

	MIAMI	JACKSONVILLE
First Downs/Total-Rush-Pass-Penalty	17/2-14-1	18/8-10-0
Third Down Efficiency	3-13/23.1	8-17/47.1
Total Yards-Plays-Average	304-63-4.8	313-68-4.6
Rushes-Yards-Average	16-71-4.4	38-142-3.7
Net Yards Passing-Sacked-Yards Lost	233-1-8	171-5-34
Passes Attempted-Completed-Intercepted	46-23-1	25-15-0
Punts/Number-Average	6-40.2	5-41.2
Penalties/Number-Yards	6-48	4-30
Fumbles/Number-Lost	2-1	0-0
Time of Possession	22:45	37:15

INDIVIDUAL STATISTICS

RUSHING – Miami: Williams 6-39; Chambers 1-12; Morris 3-10; Minor 2-10; Gordon 2-1; Berlin 1-0; Feeley 1-(-1).

Jacksonville: Pearman 11-64; Alexis 7-28; Wimbush 7-22; Toefield 6-21; Gray 3-5; Allen 4-2.

PASSING – Miami: Frerotte 14-6-0, 51 yards; Feeley 13-6-1, 60 yards; Rosenfels 12-7-0, 56 yards, 1 TD; Berlin 7-4-0, 74 yards, 1 TD.
 Jacksonville: Leftwich 7-3-0, 32 yards; Garrard 13-9-0, 101 yards, 1 TD; Gray 4-3-0, 72 yards, 1 TD; Hanson 1-0-0.

RECEIVING – Miami: Mann 5-89, 1 TD; Minor 3-13; Newson 2-35; Chambers 2-24; Holmes 2-19; Morris 2-19; Gordon 2-8; Davis 1-11; Diamond 1-11; Boston 1-9; Rader 1-4, 1 TD; Williams 1-(-1).
 Jacksonville: M. Jones 3-45, 1 TD; Hankton 3-35; Owens 2-61; Wilford 2-25, 1 TD; Toefield 1-17; R. Williams 1-8; J. Smith 1-7; Wrighster 1-4; Webb 1-3.

INTERCEPTIONS – Miami: None.
 Jacksonville: Thompson 1-(-6) yards.

SACKS – Miami: Bowens 1; Carter 1; Glenn 1; Zgonina 1; Z. Thomas 0.5; Traylor 0.5.
 Jacksonville: Stroud 1.

MISSED FIELD GOALS – Miami: None.
 Jacksonville: None.

PRESEASON GAME 3

STEELERS 17, DOLPHINS 3
August 20, 2005

Heinz Field
Pittsburgh, PA

In a game whose start was delayed one hour because of inclement weather, the Dolphins committed eight turnovers, three of which led to Steelers scores. Pittsburgh had an opportunity to take a 3-0 lead with 7:17 to play in the first quarter, but Jeff Reed's 28-yard field goal attempt went wide left. The try was set up four plays earlier when Willie Parker went around left end for a 37-yard run to the Dolphins' 9. Less than four minutes later, James Farrior stripped the ball loose from Gus Frerotte on a sack, and James Harrison picked it up and rumbled 69 yards for a touchdown. Pittsburgh opened a 10-point lead 43 seconds prior to the half when Reed converted on a 26-yard field goal, four plays after Sean Morey recovered a Wes Welker fumbled punt at the Dolphins' 10. It became a 17-0 game 5:05 into the second half when Verron Haynes scored from one yard out, six plays after Greg Warren recovered a Kendall Newson fumbled punt at the Dolphins' 37. Miami avoided being shut out when Olindo Mare came on to connect on a 35-yard field goal with 6:56 remaining in the contest, capping a five-play, 35-yard drive.

MIAMI	0	0	0	3	-	3
PITTSBURGH	7	3	7	0	-	17

TEAM	SCORE	DRIVE (Plays/Yards/Time)	QTR	CLOCK TIME
PIT	Harrison 69 fumble return (Reed kick)		1	3:44
PIT	Reed 26 field goal	4/2/0:53	2	0:43
PIT	Haynes 1 run (Reed kick)	6/37/3:23	3	9:55
MIA	Mare 35 field goal	5/35/1:33	4	6:56

ATT. – 55,036

	MIAMI	PITTSBURGH
First Downs/Total-Rush-Pass-Penalty	16/2-11-3	14/5-9-0
Third Down Efficiency	3-13/23.1	4-16/25.0
Total Yards-Plays-Average	234-62-3.8	275-66-4.2
Rushes-Yards-Average	15-43-2.9	36-143-4.0
Net Yards Passing-Sacked-Yards Lost	191-3-29	132-2-11
Passes Attempted-Completed-Intercepted	44-27-1	28-15-1
Punts/Number-Average	7-40.9	9-36.2
Penalties/Number-Yards	5-39	4-50
Fumbles/Number-Lost	8-7	2-2
Time of Possession	25:39	34:21

INDIVIDUAL STATISTICS

RUSHING – Miami: Gordon 2-16; Morris 3-10; Williams 5-9; Minor 3-9; Feeley 1-2; Frerotte 1-0.
 Pittsburgh: Parker 6-58; Herron 13-36; Haynes 9-24, 1 TD; Roethlisberger 2-14; Bettis 2-11; Kreider 1-3; St. Pierre 3-(-3).

RASSING – Miami: Frerotte 18-7-0, 87 yards; Feeley 20-16-0, 95 yards; Rosenfels 6-4-1, 38 yards.
 Pittsburgh: Roethlisberger 11-6-1, 51 yards; Batch 11-6-55 yards; St. Pierre 6-3-0, 37 yards.

RECEIVING – Miami: Boston 5-34; Mann 4-21; Thompson 2-21; Booker 2-19; Diamond 2-10; McMichael 2-8; Gilmore 2-8; Welker 1-42; Farmer 1-18; Lee 1-12; Chambers 1-9; Williams 1-9; Morris 1-4; Gordon 1-3; Minor 1-2.
 Pittsburgh: Young 3-19; Rasby 1-22; Mays 1-20; Parker 1-20; Washington 1-16; Wilson 1-14; Randle-El 1-12; Doering 1-10; Cobb 1-5; Ward 1-3; Tuman 1-2; Bettis 1-0; Haynes 1-0.

INTERCEPTIONS – Miami: Howard 1-0 yards.
 Pittsburgh: Patton 1-2 yards.

SACKS – Miami: Crowder 1; Roth 1.
 Pittsburgh: Farrior 1; Frazier 1; Haggans 1.

MISSED FIELD GOALS – Miami: None.
 Pittsburgh: Reed 28(WL).

PRESEASON GAME 4

DOLPHINS 17, BUCCANEERS 14
August 27, 2005

Dolphins Stadium
Miami Gardens, FL

The Dolphins notched their initial win of the preseason in their 2005 Dolphins Stadium debut. The Dolphins took the ball on the opening series of the game and moved 77 yards in eight plays, with the final one being a four-yard TD run by Ricky Williams, 4:14 into the contest. The key play on the drive was a 31-yard completion from Gus Frerotte to Randy McMichael, putting the Dolphins at the Bucs' 24. Tampa Bay responded with a nine-play, 47-yard drive that ended with a Todd France 46-yard field goal. The key play on the scoring march was a 21-yard completion from Brian Griese to Joey Galloway on third-and-four, putting the Bucs in the Dolphins' end of the field. The Bucs were at the Dolphins' 17 late in the second quarter, but Jason Taylor stripped Griese of the ball on a sack and Vonnie Holliday recovered to thwart the threat. The Bucs cut the deficit to one point when they took the ball on the opening series of the second half and traveled 63 yards in 13 plays, ending with a 27-yard field goal by France. The Bucs took their first lead of the night with 4:32 remaining in the third quarter when Earnest Graham broke loose for a 19-yard run, capping a three-play, 62-yard drive. The score occurred one play after Chris Simms connected with J.R. Russell for a 38-yard completion. The Dolphins closed to within four points of the lead 2:35 into the fourth quarter when Olindo Mare connected on a 41-yard field goal. The Dolphins then regained the lead for good 4:43 into the final frame when A.J. Feeley hit Danny Farmer in stride for a 36-yard scoring pass, three plays after Matt Roth intercepted a Luke McCown pass.

TAMPA BAY	3	0	11	0	-	14
MIAMI	7	0	0	10	-	17

TEAM	SCORE	DRIVE (Plays/Yards/Time)	QTR	CLOCK TIME
MIA	Williams 4 run (Mare kick)	8/77/4:14	1	10:46
TB	France 46 field goal	9/47/4:41	1	6:05
TB	France 27 field goal	13/63/7:02	3	7:58
TB	Graham 19 run (Simms pass to Smith)	3/62/1:35	3	4:32
MIA	Mare 41 field goal	10/36/4:05	4	12:25
MIA	Farmer 36 pass from Feeley (Mare kick)	3/25/1:23	4	10:17

ATT. - 67,892

	TAMPA BAY	MIAMI
First Downs/Total-Rush-Pass-Penalty	14/6-6-3	15/6-6-3
Third Down Efficiency	3-15/20.0	6-17/35.3
Total Yards-Plays-Average	272-62-4.4	303-65-4.7
Rushes-Yards-Average	29-125-4.3	26-110-4.2
Net Yards Passing-Sacked-Yards Lost	147-5-24	193-0-0
Passes Attempted-Completed-Intercepted	28-16-1	39-17-1
Punts/Number-Average	6-47.8	6-43.3
Penalties/Number-Yards	10-93	11-85
Fumbles/Number-Lost	3-1	1-1
Time of Possession	31:42	28:18

INDIVIDUAL STATISTICS

RUSHING - Tampa Bay: Graham 14-60, 1 TD; Williams 5-28; Watson 5-18; McCown 2-9; Pittman 2-6; Simms 1-4.

Miami: Williams 10-59, 1 TD; Brown 6-20; Minor 4-16; Chambers 1-8; Welker 1-6; Morris 3-2; Feeley 1-(-1).

PASSING - Tampa Bay: Griese 11-7-0, 48 yards; Simms 10-5-0, 85 yards; McCown 7-4-1, 38 yards.

Miami: Frerotte 25-9-1, 103 yards; Feeley 14-8-0, 90 yards, 1 TD.

RECEIVING - Tampa Bay: Russell 4-74; Becht 4-40; Hilliard 2-22; Galloway 1-21; Clayton 1-8; Shepherd 1-4; Watson 1-2; Alstott 1-0; Williams 1-0.

Miami: Boston 3-29; Morris 3-15; Chambers 2-36; Williams 2-11; Farmer 1-36, 1 TD; McMichael 1-31; Gilmore 1-9; Lee 1-8; Thompson 1-7; Evans 1-6; Booker 1-5.

INTERCEPTIONS - Tampa Bay: Barber 1-0 yards.

Miami: Roth 1-(-3) yards.

SACKS - Tampa Bay: None.

Miami: Taylor 2; Pope 1; Vickerson 1; Holliday 0.5; Howard 0.5.

MISSED FIELD GOALS - Tampa Bay: None.

Miami: None.

PRESEASON GAME 5

FALCONS 20, DOLPHINS 17
September 1, 2005

Dolphins Stadium
Miami Gardens, FL

Todd Peterson gave the Falcons a 3-0 lead with 4:27 to play in the first quarter with a 29-yard field goal that capped an eight-play, 31-yard drive that began at the Dolphins' 42 after Atlanta pinned Miami deep in its own territory. Peterson added a 24-yard field goal 4:38 prior to the half, culminating a 12-play, 52-yard drive. The first touchdown of the game occurred 1:17 before halftime when Etric Pruitt picked off an A.J.

Feeley pass and raced 51 yards into the end zone. The Dolphins put their first points on the board as time expired in the first half on Olindo Mare's 28-yard field goal, two plays after Feeley connected with Derrius Thompson for a 34-yard completion to the Falcons' 10. The Dolphins then closed the gap to three points 6:41 into the fourth quarter when Sage Rosenfels hit Thompson in the end zone for a 20-yard TD strike. The Falcons answered, however, with a five-play, 80-yard drive that ended with a DeAndra Cobb 29-yard scoring run, three plays after Ty Detmer connected with Romby Bryant for a 39-yard completion to the Dolphins' 36. The Dolphins got to within three points of the lead one final time when Rosenfels and Wes Welker combined for a 26-yard touchdown with 1:51 remaining in the contest. The score came one play after Rosenfels connected with Bryan Gilmore for a 25-yard completion.

ATLANTA	3	10	0	7	-	20
MIAMI	0	3	0	14	-	17

TEAM	SCORE	DRIVE (Plays/Yards/Time)	QTR	CLOCK TIME
ATL	Peterson 29 field goal	8/31/4:47	1	4:27
ATL	Peterson 24 field goal	12/52/6:40	2	4:38
ATL	Pruitt 51 interception return (Peterson kick)		2	1:17
MIA	Mare 28 field goal	10/68/1:17	2	0:00
MIA	Thompson 20 pass from Rosenfels (Mare kick)	8/56/3:20	4	8:19
ATL	Cobb 29 run (Peterson kick)	5/80/3:05	4	5:14
MIA	Welker 26 pass from Rosenfels (Mare kick)	8/71/1:16	4	1:51

ATT. - 71,616

	ATLANTA	MIAMI
First Downs/Total-Rush-Pass-Penalty	15/8-6-1	16/3-10-3
Third Down Efficiency	5-16/31.3	3-14/21.4
Total Yards-Plays-Average	329-67-4.9	340-63-5.4
Rushes-Yards-Average	45-196-4.4	17-64-3.8
Net Yards Passing-Sacked-Yards Lost	133-1-4	276-1-7
Passes Attempted-Completed-Intercepted	21-10-0	45-23-1
Punts/Number-Average	9-44.8	9-47.9
Penalties/Number-Yards	11-95	8-47
Fumbles/Number-Lost	2-0	2-1
Time of Possession	35:04	24:56

INDIVIDUAL STATISTICS

RUSHING - Atlanta: Jackson 11-63; Wright 15-56; Cobb 6-45, 1 TD; Duckett 7-28; Griffith 1-3; Schaub 3-3; Detmer 2-(-2).

Miami: Brown 5-25; Gordon 2-12; Williams 4-11; Rosenfels 2-7; Minor 3-5; Morris 1-4.

PASSING - Atlanta: Vick 0-0-0; Schaub 12-6-0, 78 yards; Detmer 9-4-0, 59 yards.

Miami: Frerotte 3-2-0, 10 yards; Feeley 17-4-1, 56 yard; Rosenfels 25-17-0, 217 yards, 2 TDs.

RECEIVING - Atlanta: Blakley 4-57; Jackson 2-9; Bryant 1-39; Wright 1-17; Finneran 1-11; Beverly 1-4.

Miami: Thompson 5-98, 1 TD; Holmes 5-56; Gilmore 2-37; Morris 2-15; Welker 1-26, 1 TD; Mann 1-14; Owens 1-9; Brown 1-5; Diamond 1-5; Gordon 1-5; McMichael 1-5; Williams 1-5; Minor 1-3.

INTERCEPTIONS - Atlanta: Pruitt 1-51 yards, 1 TD.

Miami: None

SACKS - Atlanta: Babineaux 1.

Miami: Walters 1.

MISSED FIELD GOALS - Atlanta - None.

Miami - None.

DOLPHINS IN SEASON OPENERS

In regular season openers, Miami is 23-16-1. The Dolphins are 14-10-1 in season-openers on the road and 9-6 in season openers which have been at home, including a 7-3 mark at Dolphin Stadium. The Dolphins have won 12 of their last 14 league openers, a record which includes a streak 11 in a row, from 1992-2002. That streak is the second-longest in NFL history, trailing only the 17-game winning streak that the Dallas Cowboys compiled from 1965-81.

ALL-TIME PRESEASON RESULTS

1966 (0-4)

DATE	SITE	ATT.	SCORE
8/6	at San Diego	25,712	San Diego 38, Miami 10
8/12	at Miami	36,366	Kansas City 33, Miami 0
8/20	at Jacksonville	11,000	N.Y. Jets 31, Miami 14
8/24	at Memphis	18,442	Denver 28, Miami 16

1967 (2-3)

DATE	SITE	ATT.	SCORE
7/29	at Akron	7,000	Miami 19, Denver 2
8/5	at Memphis	21,200	Miami 10, Buffalo 7
8/12	at Miami	35,871	San Diego 20, Miami 19
8/19	at Miami	50,822	Atlanta 27, Miami 17
9/2	at Charleston	11,214	New Orleans 20, Miami 17

1968 (2-2-1)

DATE	SITE	ATT.	SCORE
8/11	at Rochester	12,000	Miami 28, Buffalo 28
8/17	at Miami	41,909	Miami 23, Philadelphia 7
8/23	at Jacksonville	15,003	Boston 19, Miami 17
8/31	at Miami	63,202	Baltimore 22, Miami 13
9/7	at Miami	31,014	Miami 19, Atlanta 13

1969 (1-5)

DATE	SITE	ATT.	SCORE
8/2	at Tampa	32,932	Minnesota 45, Miami 10
8/9	at Miami	49,592	Chicago 16, Miami 10
8/16	at Miami	31,663	Philadelphia 14, Miami 10
8/23	at Cincinnati	24,127	Cincinnati 28, Miami 21
8/30	at Miami	52,680	Baltimore 23, Miami 10
9/6	at Birmingham	10,700	Miami 13, Boston 0

1970 (4-2)

DATE	SITE	ATT.	SCORE
8/8	at Jacksonville	11,800	Miami 16, Pittsburgh 10
8/15	at Miami	56,739	Miami 20, Cincinnati 10
8/22	at Miami	52,812	Miami 17, San Francisco 7
8/29	at Miami	73,533	Miami 20, Baltimore 13
9/5	at Tampa	32,601	Washington 26, Miami 21
9/12	at Miami	43,714	Atlanta 20, Miami 17

1971 (2-3-1)

DATE	SITE	ATT.	SCORE
8/7	at Miami	64,005	Cincinnati 27, Miami 10
8/13	at Miami	57,008	Miami 17, San Francisco 17
8/21	at Milwaukee	46,464	Green Bay 10, Miami 7
8/28	at Miami	59,567	Miami 28, Detroit 24
9/4	at Miami	57,173	Miami 27, Washington 10
9/11	at Minnesota	45,880	Minnesota 24, Miami 0

1972 (3-3)

DATE	SITE	ATT.	SCORE
8/5	at Detroit	53,194	Detroit 31, Miami 23
8/12	at Miami	73,525	Green Bay 14, Miami 13
8/19	at Cincinnati	55,808	Miami 35, Cincinnati 17
8/25	at Miami	73,470	Miami 24, Atlanta 10
8/31	at Washington	52,098	Washington 27, Miami 24
9/10	at Miami	75,826	Miami 21, Minnesota 19

1973 (4-2-1)

DATE	SITE	ATT.	SCORE
7/27	at Chicago	54,103	Miami 14, College All-Stars 3
8/4	at Miami	78,091	Miami 14, Cincinnati 13
8/11	at Miami	78,112	Miami 14, New Orleans 13
8/18	at Miami	78,590	Miami 9, Chicago 9
8/24	at Miami	78,618	Miami 17, Los Angeles 14
8/31	at Minnesota	45,894	Minnesota 20, Miami 17
9/6	at Dallas	58,656	Dallas 26, Miami 23

1974 (4-2)

DATE	SITE	ATT.	SCORE
8/3	at Cincinnati	37,925	Cincinnati 19, Miami 13
8/10	at Miami	55,073	Miami 45, New Orleans 20
8/19	at Miami	67,963	Miami 21, Minnesota 9
8/24	at Los Angeles	64,663	Los Angeles 31, Miami 13
8/30	at Miami	54,666	Miami 21, Green Bay 10
9/7	at Chicago	55,093	Miami 30, Chicago 7

1975 (5-1)

DATE	SITE	ATT.	SCORE
8/9	at Miami	55,567	Miami 7, Cincinnati 3
8/16	at Miami	52,923	Miami 20, Detroit 14
8/23	at New Orleans	59,646	Miami 20, New Orleans 10
9/1	at Minnesota	47,544	Minnesota 20, Miami 7
9/6	at Miami	51,861	Miami 21, Chicago 10
9/13	at Miami	52,835	Miami 31, N.Y. Giants 13

1976 (6-0)

DATE	SITE	ATT.	SCORE
7/31	at Miami	50,469	Miami 16, Minnesota 3
8/8	at Detroit	53,036	Miami 30, Detroit 21
8/14	at Miami	51,869	Miami 24, Philadelphia 16
8/21	at Tampa Bay	67,466	Miami 28, Tampa Bay 21
8/28	at Houston	43,146	Miami 10, Houston 6
9/4	at New Orleans	63,950	Miami 20, New Orleans 7

1977 (4-2)

DATE	SITE	ATT.	SCORE
8/6	at Tampa Bay	62,056	Miami 13, Tampa Bay 7
8/13	at Miami	43,282	Miami 27, Washington 15
8/20	at Dallas	57,482	Miami 20, Dallas 14
8/26	at Minnesota	47,678	Minnesota 33, Miami 7
9/3	at Miami	38,235	New Orleans 17, Miami 10
9/11	at N.Y. Giants	51,561	Miami 27, N.Y. Giants 21

1978 (4-1)

DATE	SITE	ATT.	SCORE
7/29	at Canton	18,355	Philadelphia 17, Miami 3
8/5	at Miami	45,068	Miami 28, St. Louis 7
8/12	at New Orleans	53,602	Miami 31, New Orleans 17
8/18	at Miami	52,851	Miami 30, Minnesota 22
8/25	at Tampa Bay	70,321	Miami 24, Tampa Bay 20

1979 (4-0)

DATE	SITE	ATT.	SCORE
8/3	at Miami	46,130	Miami 14, New Orleans 7
8/11	at Tampa Bay	70,631	Miami 13, Tampa Bay 7
8/18	at Minnesota	47,696	Miami 21, Minnesota 10
8/24	at Miami	47,951	Miami 14, Philadelphia 13

1980 (3-1)

DATE	SITE	ATT.	SCORE
8/10	at Miami	41,345	Miami 17, Detroit 7
8/18	at Seattle	63,757	Miami 24, Seattle 7
8/23	at Miami	41,986	Minnesota 17, Miami 10
8/29	at New Orleans	51,473	Miami 20, New Orleans 0

1981 (4-0)

DATE	SITE	ATT.	SCORE
8/8	at Minnesota	47,596	Miami 20, Minnesota 6
8/15	at Miami	41,502	Miami 24, Denver 14
8/22	at Detroit	54,676	Miami 31, Detroit 27
8/28	at Miami	41,290	Miami 31, Kansas City 7

1982 (2 -1-1)

DATE	SITE	ATT.	SCORE
8/14	at Miami	45,681	Miami 24, Washington 7
8/21	at Denver	74,465	Denver 17, Miami 14
8/28	at Kansas City	42,403	Miami 17, Kansas City 17 (OT)
9/3	at Miami	46,257	Miami 16, N.Y. Giants 13

1983 (2-2)

DATE	SITE	ATT.	SCORE
8/6	at Dallas	46,826	Dallas 20, Miami 17
8/13	at Miami	38,735	New Orleans 19, Miami 17
8/19	at Washington	54,750	Miami 38, Washington 7
8/26	at N.Y. Giants	58,732	Miami 24, N.Y. Giants 3

1984 (3-1)

DATE	SITE	ATT.	SCORE
8/4	at Miami	37,559	Miami 24, Indianapolis 3
8/11	at Minnesota	54,003	Miami 27, Minnesota 7
8/19	at L.A. Raiders	40,099	Miami 29, L.A. Raiders 23
8/24	at Tampa Bay	53,023	Tampa Bay 14, Miami 13

1985 (2-2)

DATE	SITE	ATT.	SCORE
8/10	at Miami	41,129	Minnesota 16, Miami 13 (OT)
8/17	at Miami	37,557	Miami 27, Buffalo 17
8/24	at L.A. Raiders	45,733	Miami 23, L.A. Raiders 17
8/30	at Atlanta	32,768	Atlanta 19, Miami 17

1986 (2-2)

DATE	SITE	ATT.	SCORE
8/9	at Minnesota	52,865	Minnesota 30, Miami 16
8/15	at Miami	50,815	Cleveland 17, Miami 10
8/23	at Philadelphia	51,635	Miami 20, Philadelphia 15
8/29	at Miami	45,766	Miami 21, Tampa Bay 3

1987 (2-2)

DATE	SITE	ATT.	SCORE
8/16	at Miami	63,451	Chicago 10, Miami 3
8/24	at Denver	74,288	Denver 31, Miami 28
8/29	at Philadelphia	38,728	Miami 35, Philadelphia 3
9/4	at Miami	66,236	Miami 34, Buffalo 20

1988 (2-3)

DATE	SITE	ATT.	SCORE
7/31	at London	70,535	Miami 27, San Francisco 21
8/6	at Chicago	60,386	Chicago 20, Miami 17
8/13	at Miami	51,270	Washington 27, Miami 10
8/19	at Miami	49,795	Miami 16, Denver 13 (OT)
8/26	at Minnesota	51,463	Minnesota 24, Miami 17

1989 (0-4)

DATE	SITE	ATT.	SCORE
8/14	at Miami	51,085	Chicago 28, Miami 20
8/19	at Jacksonville	56,712	Houston 26, Miami 10
8/25	at Washington	51,438	Washington 35, Miami 21
9/2	at Miami	41,748	Philadelphia 20, Miami 10

1990 (1-3)

DATE	SITE	ATT.	SCORE
8/11	at Chicago	56,449	Chicago 10, Miami 6
8/18	at Philadelphia	52,404	Philadelphia 23, Miami 14
8/25	at Miami	44,897	Miami 17, Denver 16
8/31	at Miami	44,689	Minnesota 20, Miami 17

1991 (3-2)

DATE	SITE	ATT.	SCORE
7/26	at Miami	49,939	Chicago 6, Miami 0
8/3	at Tokyo	51,122	Miami 19, L.A. Raiders 17
8/10	at Tampa Bay	51,387	Miami 29, Tampa Bay 13
8/19	at Denver	72,555	Denver 21, Miami 13
8/24	at Miami	44,099	Miami 28, New Orleans 24

1992 (3-2)

DATE	SITE	ATT.	SCORE
8/1	at Orlando	63,100	Miami 22, Washington 21
8/7	at Miami	50,803	Dallas 27, Miami 24
8/16	at Berlin	60,813	Miami 31, Denver 27
8/22	at Miami	42,136	Miami 22, Tampa Bay 7
8/27	at Baltimore	60,021	New Orleans 17, Miami 3

1993 (3-1)			
DATE	SITE	ATT.	SCORE
8/6	at Atlanta	51,798	Miami 28, Atlanta 27
8/14	at Miami	49,896	Miami 19, Washington 10
8/20	at Denver	59,393	Denver 34, Miami 24
8/28	at Miami	43,233	Miami 23, N.Y. Giants 17
1994 (3-2)			
DATE	SITE	ATT.	SCORE
7/30	at N.Y. Giants	61,720	Miami 20, N.Y. Giants 19
8/6	at Miami	47,244	Miami 24, Pittsburgh 14
8/13	at Milwaukee	52,759	Miami 31, Green Bay 24
8/20	at Miami	51,242	Tampa Bay 29, Miami 14
8/26	at Minnesota	46,933	Minnesota 31, Miami 16
1995 (1-3)			
DATE	SITE	ATT.	SCORE
8/4	at Miami	51,745	Jacksonville 24, Miami 21
8/11	at Atlanta	42,579	Atlanta 37, Miami 0
8/19	at Miami	48,556	Miami 27, Washington 13
8/25	at Orlando	58,595	Tampa Bay 24, Miami 17
1996 (3-1)			
DATE	SITE	ATT.	SCORE
8/3	at Miami	51,141	Miami 13, Tampa Bay 10
8/11	at Chicago	50,761	Chicago 24, Miami 21
8/19	at Miami	55,598	Miami 24, Minnesota 17
8/23	at Tampa Bay	40,137	Miami 19, Tampa Bay 7
1997 (3-2)			
DATE	SITE	ATT.	SCORE
7/26	at Green Bay	59,089	Green Bay 20, Miami 0
8/4	at Mexico City	104,629	Miami 38, Denver 19
8/10	at Miami	57,782	Miami 21, Chicago 14
8/16	at Tampa Bay	35,024	Tampa Bay 24, Miami 10
8/21	at Miami	57,400	Miami 28, Washington 7
1998 (4-0)			
DATE	SITE	ATT.	SCORE
8/8	at Washington	64,243	Miami 19, Washington 16
8/13	at Miami	59,184	Miami 14, Tampa Bay 13
8/23	at San Francisco	53,214	Miami 21, San Francisco 20
8/28	at Miami	61,915	Miami 21, Green Bay 7
1999 (2-2)			
DATE	SITE	ATT.	SCORE
8/13	at Miami	59,972	New Orleans 26, Miami 14
8/21	at San Diego	64,537	Miami 13, San Diego 10
8/28	at Miami	61,066	Miami 31, Detroit 10
9/2	at Green Bay	59,810	Green Bay 25, Miami 17
2000 (3-1)			
DATE	SITE	ATT.	SCORE
8/5	at Pittsburgh	45,871	Pittsburgh 13, Miami 10
8/10	at Miami	58,703	Miami 15, Tampa Bay 13
8/21	at Miami	60,287	Miami 17, Green Bay 14
8/25	at New Orleans	46,955	Miami 22, New Orleans 17
2001 (1-4)			
DATE	SITE	ATT.	SCORE
8/6	at Canton, Ohio	22,736	St. Louis 17, Miami 10
8/13	at Tampa Bay	65,308	Miami 17, Tampa Bay 14
8/18	at Miami	58,854	San Diego 23, Miami 20 (OT)
8/25	at Green Bay	59,547	Green Bay 17, Miami 12
8/31	at Miami	60,136	Minnesota 20, Miami 7
2002 (2-2)			
DATE	SITE	ATT.	SCORE
8/12	at Tampa Bay	65,008	Tampa Bay 14, Miami 10
8/15	at Miami	56,930	New Orleans 24, Miami 7
8/24	at Houston	69,432	Miami 24, Houston 3
8/29	at Miami	57,113	Miami 24, Chicago 22

2003 (2-2)

DATE	SITE	ATT.	SCORE
8/8	at Miami	62,261	Tampa Bay 20, Miami 19
8/15	at Jacksonville	49,751	Jacksonville 27, Miami 23
8/22	at Miami	59,093	Miami 30, Atlanta 21
8/28	at New Orleans	68,477	Miami 24, New Orleans 10

2004 (2-2)

DATE	SITE	ATT.	SCORE
8/14	at Miami	67,978	Miami 16, Jacksonville 5
8/21	at Miami	72,112	Washington 17, Miami 0
8/28	at Tampa Bay	64,992	at Tampa Bay 17, Miami 10
9/3	at New Orleans	64,900	at Miami 20, New Orleans 19

2005 (1-4)

DATE	SITE	ATT.	SCORE
8/8	at Canton, Ohio	22,292	Chicago 27, Miami 24
8/13	at Jacksonville	64,072	Jacksonville 27, Miami 17
8/20	at Pittsburgh	55,036	Pittsburgh 17, Miami 3
8/27	at Miami	67,892	Miami 17, Tampa Bay 14
9/1	at Miami	71,616	Atlanta 20, Miami 17

YEAR-BY-YEAR SCORES

● local TV blackout lifted (MN) = Monday night (TH) = Thursday night (SN) = Sunday night (FR) = Friday night

1966: Won 3, Lost 11
Fourth (tied) - Eastern Division

Head Coach: George Wilson

				DISTRIB	ACTUAL
9/2	OAKLAND	L	14-23	26,776	25,188
9/9	NEW YORK JETS	L	14-19	34,402	33,650
9/18	at Buffalo	L	24-58	37,546	37,176
10/2	at San Diego	L	10-44	26,451	26,444
10/9	at Oakland	L	10-21	30,787	28,863
10/16	DENVER	W	24-7	23,393	22,191
10/23	at Houston	W	20-13	23,173	21,999
11/6	BUFFALO	L	0-29	37,177	36,685
11/13	at Kansas City	L	16-34	34,063	33,733
11/20	at New York Jets	L	13-30	58,664	57,092
11/27	BOSTON	L	14-20	22,754	22,480
12/4	at Denver	L	7-17	32,592	32,116
12/11	KANSAS CITY	L	18-19	19,387	17,881
12/18	HOUSTON	W	29-28	20,045	19,274
				427,210	414,772

1967: Won 4, Lost 10
Third (tied) - Eastern Division

Head Coach: George Wilson

				DISTRIB	ACTUAL
9/17	DENVER	W	35-21	29,381	29,072
9/24	KANSAS CITY	L	0-24	36,272	33,280
10/1	at New York Jets	L	7-29	61,240	59,433
10/8	at Kansas City	L	0-41	45,291	42,920
10/15	at Boston	L	10-41	23,955	17,859
10/22	NEW YORK JETS	L	14-33	30,049	28,392
11/5	at Buffalo	L	13-35	31,622	30,950
11/12	at San Diego	L	0-24	34,761	32,395
11/19	at Oakland	L	17-31	37,295	33,753
11/26	BUFFALO	W	17-14	27,050	24,357
12/3	at Houston	L	14-17	21,865	20,979
12/10	SAN DIEGO	W	41-24	23,032	23,007
12/17	BOSTON	W	41-32	25,969	22,079
12/23	HOUSTON	L	10-41	31,121	29,628
				458,903	428,104

1968: Won 5, Lost 8, Tied 1 **Head Coach: George Wilson**
Third - Eastern Division

				DISTRIB	ACTUAL
9/14	HOUSTON	L	10-24	40,067	38,097
9/21	OAKLAND	L	21-47	30,021	28,751
9/28	KANSAS CITY	L	3-48	28,501	27,732
10/6	at Houston	W	24-7	36,109	35,424
10/12	BUFFALO	T	14-14	28,653	28,559
10/20	at Cincinnati	W	24-22	25,936	25,076
10/27	at Denver	L	14-21	44,115	43,411
11/3	at San Diego	L	28-34	37,281	31,686
11/10	at Buffalo	W	21-17	28,759	28,399
11/17	CINCINNATI	L	21-38	31,747	30,304
11/24	at Boston	W	34-10	18,305	13,646
12/1	at New York Jets.....	L	17-35	61,766	60,207
12/8	BOSTON	W	38-7	24,902	24,242
12/15	NEW YORK JETS	L	7-31	32,843	31,302
				469,005	446,836

1969: Won 3, Lost 10, Tied 1 **Head Coach: George Wilson**
Fifth - Eastern Division

				DISTRIB	ACTUAL
9/14	at Cincinnati	L	21-27	25,335	24,487
9/20	at Oakland	L	17-20	50,277	48,477
9/28	at Houston	L	10-22	41,086	40,387
10/4	OAKLAND	T	20-20	35,614	32,668
10/11	SAN DIEGO	L	14-21	34,585	33,073
10/19	at Kansas City	L	10-17	49,809	47,038
10/26	BUFFALO	W	24-6	39,837	39,194
11/2	at New York Jets.....	L	31-34	61,761	60,793
11/9	at Boston	W	17-16	19,821	10,665
11/16	at Buffalo	L	3-28	32,868	32,344
11/23	HOUSTON	L	7-32	27,218	27,114
11/30	Boston (at Tampa)	L	23-38	32,121	27,179
12/7	DENVER	W	27-24	25,332	24,972
12/14	NEW YORK JETS	L	9-27	48,108	42,148
				523,772	490,539

1970: Won 10, Lost 4 **Head Coach: Don Shula**
Second - Eastern Division

				DISTRIB	ACTUAL
9/20	at Boston	L	14-27	32,607	27,265
9/27	at Houston	W	20-10	39,840	38,779
10/3	OAKLAND	W	20-13	57,140	54,412
10/10	at New York Jets.....	W	20-6	62,712	61,801
10/18	at Buffalo	W	33-14	41,312	40,820
10/25	CLEVELAND	L	0-28	75,313	70,872
11/1	at Baltimore	L	0-35	60,240	59,305
11/8	at Philadelphia.....	L	17-24	58,171	53,149
11/15	NEW ORLEANS	W	21-10	42,866	41,557
11/22	BALTIMORE	W	34-17	67,699	63,362
11/30	at Atlanta (MN)	W	20-7	54,036	53,303
12/6	BOSTON	W	37-20	51,034	46,370
12/13	NEW YORK JETS	W	16-10	75,099	71,892
12/20	BUFFALO	W	45-7	70,990	64,957
				789,059	747,844

AMERICAN CONFERENCE PLAYOFF

12/27	at Oakland	L	14-21	54,401	52,594
-------	------------------	---	-------	--------	--------

1971: Won 10, Lost 3, Tied 1 **Head Coach: Don Shula**
First - Eastern Division

				DISTRIB	ACTUAL
9/19	at Denver	T	10-10	51,228	50,499
9/26	at Buffalo	W	29-14	45,139	44,626
10/3	NEW YORK JETS	L	10-14	70,670	67,161
10/10	at Cincinnati	W	23-13	60,099	59,090
10/17	NEW ENGLAND	W	41-3	58,822	56,222
10/24	at New York Jets.....	W	30-14	62,130	61,170
10/31	at Los Angeles	W	20-14	72,903	68,386
11/7	BUFFALO	W	34-0	61,016	57,748
11/14	PITTSBURGH	W	24-21	66,435	63,178
11/21	BALTIMORE	W	17-14	75,312	73,063

11/29	CHICAGO (MN)	W	34-3	75,312	73,071
12/5	at New England	L	13-34	61,457	60,110
12/11	at Baltimore	L	3-14	60,238	59,293
12/19	GREEN BAY	W	27-6	75,312	74,215
				896,073	867,832

AMERICAN CONFERENCE PLAYOFF

12/25	at Kansas City	W	27-24 (2 OT)	50,374	45,882
-------	----------------------	---	--------------	--------	--------

AMERICAN CONFERENCE CHAMPIONSHIP

1/2	BALTIMORE	W	21-0	78,939	78,629
-----	-----------------	---	------	--------	--------

SUPER BOWL VI AT NEW ORLEANS

1/16	Dallas	L	3-24	81,023	80,591
------	--------------	---	------	--------	--------

1972:	Won 14, Lost 0	Head Coach: Don Shula			
	First- Eastern Division				

				DISTRIB	ACTUAL
9/17	at Kansas City	W	20-10	79,829	78,736
9/24	HOUSTON	W	34-13	77,821	75,069
10/1	at Minnesota	W	16-14	47,900	45,766
10/8	at New York Jets	W	27-17	63,841	61,720
10/15	SAN DIEGO	W	24-10	80,010	78,212
10/22	BUFFALO	W	24-23	80,010	78,175
10/29	at Baltimore	W	23-0	60,000	59,303
11/5	at Buffalo	W	30-16	46,206	45,659
11/12	NEW ENGLAND	W	52-0	80,010	78,148
11/19	NEW YORK JETS	W	28-24	80,010	78,166
11/27	ST. LOUIS (MN)	W	31-10	80,010	78,190
12/3	at New England	W	37-21	60,999	60,144
12/10	at New York Giants	W	23-13	62,728	62,728
12/16	BALTIMORE	W	16-0	80,010	78,202
				979,384	958,218

AMERICAN CONFERENCE PLAYOFF

12/24	CLEVELAND	W	20-14	78,916	78,196
-------	-----------------	---	-------	--------	--------

AMERICAN CONFERENCE CHAMPIONSHIP

12/31	at Pittsburgh	W	21-17	50,845	50,350
-------	---------------------	---	-------	--------	--------

SUPER BOWL VII AT LOS ANGELES

1/14	Washington	W	14-7	90,182	85,462
------	------------------	---	------	--------	--------

1973:	Won 12, Lost 2	Head Coach: Don Shula			
	First- Eastern Division				

				DISTRIB	ACTUAL
9/16	● SAN FRANCISCO	W	21-13	78,768	68,275
9/23	at Oakland	L	7-12	74,121	74,044
9/30	● NEW ENGLAND	W	44-23	78,830	62,508
10/7	● NEW YORK JETS	W	31-3	78,821	63,850
10/15	● at Cleveland (MN)	W	17-9	78,424	72,070
10/21	● BUFFALO	W	27-6	78,738	65,241
10/28	● at New England	W	30-14	60,268	57,617
11/4	● at New York Jets	W	24-14	61,462	57,591
11/11	● BALTIMORE	W	44-0	78,854	60,332
11/18	● at Buffalo	W	17-0	79,401	77,138
11/22	● at Dallas	W	14-7	62,967	58,089
12/3	● PITTSBURGH (MN)	W	30-26	78,922	68,901
12/9	at Baltimore	L	3-16	57,834	41,005
12/15	● DETROIT	W	34-7	78,337	53,375
				1,025,747	880,036

AMERICAN CONFERENCE PLAYOFF

12/23	CINCINNATI	W	34-16	78,928	75,770
-------	------------------	---	-------	--------	--------

AMERICAN CONFERENCE CHAMPIONSHIP

12/30	● OAKLAND	W	27-10	79,325	75,105
-------	-----------------	---	-------	--------	--------

SUPER BOWL VIII AT HOUSTON

1/13	Minnesota	W	24-7	71,882	68,142
------	-----------------	---	------	--------	--------

1974:	Won 11, Lost 3	Head Coach: Don Shula			
	First - Eastern Division				

				DISTRIB	ACTUAL
9/15	at New England	L	24-34	55,006	54,193
9/22	● at Buffalo	W	24-16	79,463	78,990
9/29	at San Diego	W	28-21	45,098	44,706
10/7	● NEW YORK JETS (MN) ...	W	21-17	78,219	61,527
10/13	● at Washington	L	17-20	54,395	54,395
10/20	KANSAS CITY	W	9-3	75,358	67,779
10/27	BALTIMORE	W	17-7	72,849	65,868

11/3	ATLANTA	W	42-7	74,935	64,399
11/10	at New Orleans	W	21-0	74,289	73,458
11/17	● BUFFALO	W	35-28	78,771	69,313
11/24	● at New York Jets	L	14-17	60,481	57,162
12/2	CINCINNATI (MN)	W	24-3	78,675	71,962
12/8	at Baltimore	W	17-16	40,911	34,420
12/15	● NEW ENGLAND	W	34-27	78,611	56,920
				947,061	855,092

AMERICAN CONFERENCE PLAYOFF

12/21	at Oakland	L	26-28	53,023	52,817
-------	------------------	---	-------	--------	--------

1975: Won 10, Lost 4 Head Coach: Don Shula
Second - Eastern Division

				DISTRIB	ACTUAL
9/22	OAKLAND (MN)	L	21-31	78,805	78,744
9/28	● at New England	W	22-14	61,279	60,602
10/5	● at Green Bay	W	31-7	56,267	55,270
10/12	PHILADELPHIA	W	24-16	62,925	60,127
10/19	● at New York Jets	W	43-0	60,471	47,191
10/26	● at Buffalo	W	35-30	79,429	79,080
11/2	at Chicago	W	46-13	56,577	51,298
11/9	NEW YORK JETS	W	27-7	75,631	72,896
11/16	● at Houston	L	19-20	50,494	48,892
11/23	BALTIMORE	L	17-33	67,029	61,986
12/1	NEW ENGLAND (MN)	W	20-7	68,480	61,963
12/7	BUFFALO	W	31-21	78,701	74,573
12/14	● at Baltimore	L	7-10 (OT)	59,808	59,398
12/20	DENVER	W	14-13	56,187	43,064
				912,083	855,084

1976: Won 6, Lost 8 Head Coach: Don Shula
Third-Eastern Division

				DISTRIB	ACTUAL
9/13	at Buffalo (MN)	W	30-21	77,800	77,683
9/19	at New England	L	14-30	46,227	46,053
9/26	NEW YORK JETS	W	16-0	53,600	49,754
10/3	LOS ANGELES	L	28-31	65,314	60,753
10/10	● at Baltimore	L	14-28	59,295	58,832
10/17	KANSAS CITY	L	17-20 (OT)	50,471	43,325
10/24	at Tampa Bay	W	23-20	63,016	59,155
10/31	NEW ENGLAND	W	10-3	57,984	52,863
11/7	at New York Jets	W	27-7	58,882	53,344
11/14	● at Pittsburgh	L	3-14	49,813	48,945
11/22	BALTIMORE (MN)	L	16-17	68,372	62,104
11/28	at Cleveland	L	13-17	76,562	74,715
12/5	BUFFALO	W	45-27	51,423	43,475
12/11	MINNESOTA	L	7-29	52,945	46,543
				831,704	777,544

1977: Won 10, Lost 4 Head Coach: Don Shula
Second - Eastern Division

				DISTRIB	ACTUAL
9/18	at Buffalo	W	13-0	78,048	76,097
9/25	at San Francisco	W	19-15	45,560	40,503
10/2	HOUSTON	W	27-7	50,764	49,619
10/9	at Baltimore	L	28-45	57,829	57,005
10/16	NEW YORK JETS	W	21-17	45,048	43,446
10/23	SEATTLE	W	31-13	38,967	29,858
10/30	SAN DIEGO	L	13-14	47,525	40,670
11/6	at New York Jets	W	14-10	53,698	51,582
11/13	NEW ENGLAND	W	17-5	67,907	67,502
11/20	● at Cincinnati	L	17-23	58,710	46,733
11/24	● at St. Louis	W	55-14	50,855	50,269
12/5	● BALTIMORE (MN)	W	17-6	74,216	68,977
12/11	● at New England	L	10-14	61,279	61,064
12/17	BUFFALO	W	31-14	45,855	39,626
				776,261	722,951

1978: Won 11, Lost 5 Head Coach: Don Shula
Second - Eastern Division

				DISTRIB	ACTUAL
9/3	at New York Jets	L	20-33	53,941	49,598
9/10	at Baltimore	W	42-0	47,658	46,426

9/17	BUFFALO	W	31-24	51,362	48,373
9/24	● at Philadelphia	L	3-17	64,328	62,998
10/1	ST. LOUIS	W	24-10	47,650	43,882
10/9	CINCINNATI (MN)	W	21-0	57,481	54,729
10/15	at San Diego	W	28-21	51,426	50,637
10/22	● at New England	L	24-33	61,297	60,424
10/29	BALTIMORE	W	26-8	55,783	53,524
11/5	● DALLAS	W	23-16	74,058	70,414
11/12	at Buffalo	W	25-24	50,110	48,623
11/20	● at Houston (MN)	L	30-35	51,189	50,290
11/26	NEW YORK JETS	L	13-24	53,900	49,255
12/3	● at Washington	W	16-0	54,239	52,860
12/10	OAKLAND	W	23-6	73,889	73,003
12/18	NEW ENGLAND (MN)	W	23-3	73,945	72,071
				922,256	887,107

AFC WILD-CARD PLAYOFF

12/24	HOUSTON	L	9-17	72,445	70,036
-------	---------------	---	------	--------	--------

1979: Won 10, Lost 6
First - Eastern Division

Head Coach: Don Shula

				DISTRIB	ACTUAL
9/2	at Buffalo	W	9-7	70,841	69,441
9/9	SEATTLE	W	19-10	60,045	56,233
9/16	● at Minnesota	W	27-12	47,748	44,187
9/23	CHICAGO	W	31-16	66,598	66,011
9/30	at New York Jets	L	27-33	59,595	51,496
10/8	● at Oakland (MN)	L	3-13	53,419	52,419
10/14	BUFFALO	W	17-7	54,062	45,597
10/21	● at New England	L	13-28	61,297	61,096
10/28	GREEN BAY	W	27-7	54,343	47,741
11/5	HOUSTON (MN)	L	6-9	73,900	70,273
11/11	BALTIMORE	W	19-0	56,884	50,193
11/18	at Cleveland	L	24-30 (OT)	81,300	80,374
11/25	at Baltimore	W	28-24	44,989	36,016
11/29	● NEW ENGLAND (TH)	W	39-24	73,628	69,174
12/9	at Detroit	W	28-10	79,073	78,087
12/15	NEW YORK JETS	L	24-27	58,620	49,915
				996,342	930,253

AMERICAN CONFERENCE PLAYOFF

12/30	● at Pittsburgh	L	14-34	50,320	50,214
-------	-----------------------	---	-------	--------	--------

1980: Won 8, Lost 8
Third - Eastern Division

Head Coach: Don Shula

				DISTRIB	ACTUAL
9/7	at Buffalo	L	7-17	80,020	79,598
9/14	CINCINNATI	W	17-16	45,480	38,322
9/21	● at Atlanta	W	20-17	58,558	55,479
9/28	NEW ORLEANS	W	21-16	46,599	40,946
10/5	BALTIMORE	L	17-30	53,838	50,631
10/12	● at New England	L	0-34	60,392	60,377
10/19	BUFFALO	W	17-14	49,499	41,636
10/27	at New York Jets (MN)	L	14-17	59,677	53,046
11/2	at Oakland	L	10-16	47,274	46,378
11/9	● at Los Angeles	W	35-14	67,751	62,198
11/16	SAN FRANCISCO	W	17-13	50,219	45,135
11/20	SAN DIEGO (TH)	L	24-27 (OT)	66,009	63,013
11/30	● at Pittsburgh	L	10-23	54,082	51,384
12/8	NEW ENGLAND (MN)	W	16-13 (OT)	63,936	63,292
12/14	at Baltimore	W	24-14	36,136	30,564
12/20	NEW YORK JETS	L	17-24	47,920	41,854
				887,390	823,853

1981: Won 11, Lost 4, Tied 1
First - Eastern Division

Head Coach: Don Shula

				DISTRIB	ACTUAL
9/6	at St. Louis	W	20-7	50,923	50,351
9/10	PITTSBURGH (TH)	W	30-10	75,059	74,190
9/20	● at Houston	W	16-10	51,344	47,379
9/27	at Baltimore	W	31-28	42,452	41,630
10/4	NEW YORK JETS	T	28-28 (OT)	69,631	68,723
10/12	● at Buffalo (MN)	L	21-31	79,275	78,576
10/18	WASHINGTON	W	13-10	51,710	47,367
10/25	● at Dallas	L	27-28	65,066	64,221

11/1	BALTIMORE	W	27-10	50,473	46,061
11/8	● at New England	W	30-27 (OT)	61,297	60,436
11/15	OAKLAND	L	17-33	66,359	61,777
11/22	● at New York Jets	L	15-16	60,370	59,962
11/30	● PHILADELPHIA (MN)	W	13-10	73,916	67,797
12/6	NEW ENGLAND	W	24-14	54,326	50,421
12/13	at Kansas City	W	17-7	57,477	57,407

12/19	BUFFALO	W	16-6	73,629	72,956
				983,307	949,254

AMERICAN CONFERENCE PLAYOFF

1/2	● SAN DIEGO	L	38-41 (OT)	74,233	73,735
-----	-------------------	---	------------	--------	--------

1982: Won 7, Lost 2

Head Coach: Don Shula

Second (Tied) - American Football Conference

				DISTRIB	ACTUAL
9/12	at New York Jets	W	45-28	54,236	53,360
9/19	BALTIMORE	W	24-20	53,823	51,999
11/21	at Buffalo	W	9-7	54,475	52,945
11/29	at Tampa Bay (MN)	L	17-23	70,686	54,854
12/5	MINNESOTA	W	22-14	50,474	45,721
12/12	at New England	L	0-3	33,293	25,716
12/18	NEW YORK JETS	W	20-19	67,825	67,702
12/27	BUFFALO (MN)	W	27-10	75,051	73,924
1/2	at Baltimore	W	34-7	22,354	19,073
				482,217	445,294

Games Lost to Strike: at Green Bay (9/26), at Cincinnati (10/3), DETROIT (10/10), NEW ENGLAND (10/17), at L.A. Raiders (10/31), SAN DIEGO (MN, 11/8), CLEVELAND (11/14)

AMERICAN CONFERENCE PLAYOFF (first round)

1/8	NEW ENGLAND	W	28-13	70,881	68,842
-----	-------------------	---	-------	--------	--------

AMERICAN CONFERENCE PLAYOFF (second round)

1/16	● SAN DIEGO	W	34-13	73,772	71,383
------	-------------------	---	-------	--------	--------

AMERICAN CONFERENCE CHAMPIONSHIP

1/23	● NEW YORK JETS	W	14-0	74,918	67,396
------	-----------------------	---	------	--------	--------

SUPER BOWL XVII AT PASADENA

1/30	Washington	L	17-27		103,667
------	------------------	---	-------	--	---------

1983: Won 12, Lost 4

Head Coach: Don Shula

First - Eastern Division

				DISTRIB	ACTUAL
9/4	at Buffalo	W	12-0	80,020	78,715
9/11	NEW ENGLAND	W	34-24	62,309	59,343
9/19	at L.A. Raiders (MN)	L	14-27	60,696	57,796
9/25	KANSAS CITY	W	14-6	55,125	50,785
10/2	at New Orleans	L	7-17	71,081	66,489
10/9	BUFFALO	L	35-38 (OT)	62,716	59,948
10/16	at New York Jets	W	32-14	60,370	58,615
10/23	at Baltimore	W	21-7	45,768	32,343
10/30	L.A. RAMS	W	30-14	74,856	72,175
11/6	at San Francisco	W	20-17	61,047	57,832
11/13	at New England	L	6-17	61,150	60,771
11/20	BALTIMORE	W	37-0	59,736	54,482
11/28	● CINCINNATI (MN)	W	38-14	75,007	74,506
12/4	at Houston	W	24-17	50,365	39,434
12/10	ATLANTA	W	31-24	62,552	56,725
12/16	NEW YORK JETS (FR)	W	34-14	75,057	59,975
				1,017,855	939,934

AMERICAN CONFERENCE PLAYOFF

12/31	SEATTLE	L	20-27	75,116	71,032
-------	---------------	---	-------	--------	--------

1984: Won 14, Lost 2

Head Coach: Don Shula

First - Eastern Division

				DISTRIB	ACTUAL
9/2	● at Washington	W	35-17	55,431	52,683
9/9	NEW ENGLAND	W	28-7	67,843	66,083
9/17	at Buffalo (MN)	W	21-17	66,317	65,455
9/23	INDIANAPOLIS	W	44-7	57,813	55,415
9/30	at St. Louis	W	36-28	48,605	46,991
10/7	● at Pittsburgh	W	31-7	59,103	59,103
10/14	HOUSTON	W	28-10	59,106	54,080
10/21	at New England	W	44-24	60,890	60,711
10/28	BUFFALO	W	38-7	61,897	58,824

11/4	at New York Jets.....	W	31-17	76,891	72,655
11/11	PHILADELPHIA	W	24-23	70,805	70,227
11/18	at San Diego	L	28-34 (OT)	60,234	53,041
11/26	NEW YORK JETS (MN) ...	W	28-17	75,002	74,884
12/2	● L.A. RAIDERS	L	34-45	75,151	71,222
12/9	● at Indianapolis	W	35-17	60,695	60,411
12/17	● DALLAS (MN).....	W	28-21	75,105	74,139
				1,030,888	995,924

AMERICAN CONFERENCE PLAYOFF

12/29	● SEATTLE.....	W	31-10	74,291	73,469
-------	----------------	---	-------	--------	--------

AMERICAN CONFERENCE CHAMPIONSHIP

1/6	● PITTSBURGH	W	45-28	76,029	76,029
-----	--------------------	---	-------	--------	--------

SUPER BOWL XIX AT PALO ALTO

1/20	San Francisco	L	16-38		84,059
------	---------------------	---	-------	--	--------

1985: Won 12, Lost 4

Head Coach: Don Shula

First - Eastern Division

				DISTRIB	ACTUAL
9/8	at Houston	L	23-26	50,157	47,656
9/15	INDIANAPOLIS	W	30-13	57,772	53,693
9/22	KANSAS CITY	W	31-0	72,238	69,791
9/29	● at Denver.....	W	30-26	75,100	73,614
10/6	● PITTSBURGH	W	24-20	75,070	72,820
10/14	● at New York Jets (MN).....	L	7-23	76,891	73,807
10/20	TAMPA BAY	W	41-38	62,987	62,335
10/27	● at Detroit	L	21-31	80,638	75,291
11/3	● at New England.....	L	13-17	61,000	58,811
11/10	● NEW YORK JETS	W	21-17	75,275	73,695
11/17	● at Indianapolis	W	34-20	60,656	59,666
11/24	at Buffalo	W	23-14	53,529	50,474
12/2	● CHICAGO (MN)	W	38-24	75,594	75,594
12/8	● at Green Bay	W	34-24	56,860	52,671
12/16	● NEW ENGLAND (MN)	W	30-27	75,825	69,489
12/22	BUFFALO	W	28-0	65,686	64,811
				1,075,278	1,034,218

AMERICAN CONFERENCE PLAYOFF

1/4	● CLEVELAND.....	W	24-21	75,842	75,128
-----	------------------	---	-------	--------	--------

AMERICAN CONFERENCE CHAMPIONSHIP

1/12	● NEW ENGLAND	L	14-31	76,270	74,978
------	---------------------	---	-------	--------	--------

1986: Won 8, Lost 8

Head Coach: Don Shula

Third - Eastern Division

				DISTRIB	ACTUAL
9/7	● at San Diego	L	28-50	60,147	57,726
9/14	INDIANAPOLIS	W	30-10	58,442	51,848
9/21	● at New York Jets.....	L	45-51 (OT)	76,891	71,025
9/28	SAN FRANCISCO.....	L	16-31	74,730	70,264
10/5	● at New England.....	L	7-34	61,000	60,689
10/12	BUFFALO	W	27-14	59,089	49,467
10/19	● L.A. RAIDERS	L	28-30	75,284	53,421
10/26	● at Indianapolis	W	17-13	60,596	58,350
11/2	HOUSTON	W	28-7	56,321	43,804
11/10	● at Cleveland (MN)	L	16-26	79,793	77,949
11/16	● at Buffalo	W	34-24	80,290	76,474
11/24	● NEW YORK JETS (MN) ...	W	45-3	76,254	70,206
11/30	ATLANTA	L	14-20	62,309	53,762
12/7	at New Orleans	W	31-27	69,136	64,761
12/14	● at L.A. Rams	W	37-31 (OT)	68,379	62,629
12/22	NEW ENGLAND (MN)	L	27-34	76,254	74,516
				1,094,915	996,891

1987: Won 8, Lost 7

Head Coach: Don Shula

Second (Tied) - Eastern Division

				DISTRIB	ACTUAL
9/13	● at New England.....	L	21-28	60,864	54,642
9/20	at Indianapolis	W	23-10	58,704	57,524
10/4	● at Seattle	L	20-24	32,056	19,448
10/11	KANSAS CITY	W	42-0	43,875	25,867
10/18	● at New York Jets.....	L	31-37 (OT)	39,000	18,249
10/25	BUFFALO	L	31-34 (OT)	70,592	61,295
11/1	PITTSBURGH	W	35-24	72,028	52,578
11/8	● at Cincinnati	W	20-14	59,931	53,840

11/15	INDIANAPOLIS	L	21-40	72,070	65,433
11/22	● at Dallas (SN)	W	20-14	63,292	56,519
11/29	at Buffalo	L	0-27	72,350	68,055
12/7	● NEW YORK JETS (MN) ...	W	37-28	72,672	62,592
12/13	● at Philadelphia	W	28-10	65,746	63,841
12/20	● WASHINGTON (SN)	W	23-21	72,743	65,715
12/28	● NEW ENGLAND (MN)	L	10-24	72,630	61,192
				928,553	786,790

Game Lost to Strike: NEW YORK GIANTS (9/27)

1988: Won 6, Lost 10 Head Coach: Don Shula
Fifth - Eastern Division

				DISTRIB	ACTUAL
9/4	● at Chicago	L	7-34	66,496	63,330
9/11	● at Buffalo	L	6-9	80,343	79,529
9/18	GREEN BAY	W	24-17	61,965	54,409
9/25	● at Indianapolis	L	13-15	60,577	59,638
10/2	MINNESOTA	W	24-7	65,757	59,867
10/9	at L.A. Raiders	W	24-14	55,178	50,751
10/16	SAN DIEGO	W	31-28	64,623	58,972
10/23	NEW YORK JETS	L	30-44	72,756	68,292
10/30	at Tampa Bay	W	17-14	74,314	67,352
11/6	● at New England	L	10-21	60,945	60,840
11/14	BUFFALO (MN)	L	6-31	72,610	67,091
11/20	NEW ENGLAND (SN)	L	3-6	65,009	53,525
11/27	● at New York Jets	L	34-38	76,891	52,752
12/4	INDIANAPOLIS	L	28-31	61,613	45,236
12/12	CLEVELAND (MN)	W	38-31	71,518	61,884
12/18	● at Pittsburgh	L	24-40	59,000	36,051
				1,069,595	939,519

1989: Won 8, Lost 8 Head Coach: Don Shula
Second (Tied) - Eastern Division

				DISTRIB	ACTUAL
9/10	BUFFALO	L	24-27	58,373	54,541
9/17	at New England	W	24-10	58,089	57,043
9/24	NEW YORK JETS	L	33-40	67,673	65,908
10/1	at Houston	L	7-39	53,617	53,326
10/8	CLEVELAND	W	13-10 (OT)	64,542	58,444
10/15	● at Cincinnati	W	20-13	60,044	58,184
10/22	GREEN BAY	W	23-20	60,570	56,624
10/29	● at Buffalo	L	17-31	80,422	80,208
11/5	INDIANAPOLIS	W	19-13	57,916	52,680
11/12	● at New York Jets	W	31-23	76,891	65,923
11/19	at Dallas	W	17-14	58,738	56,044
11/26	PITTSBURGH	L	14-34	65,302	59,936
12/3	at Kansas City	L	21-26	56,004	54,610
12/10	NEW ENGLAND (SN)	W	31-10	62,127	55,918
12/17	● at Indianapolis	L	13-42	60,643	55,665
12/24	KANSAS CITY	L	24-27	55,952	43,612
				996,903	928,666

1990: Won 12, Lost 4 Head Coach: Don Shula
Second - Eastern Division

				DISTRIB	ACTUAL
9/9	at New England	W	27-24	45,628	45,305
9/16	BUFFALO	W	30-7	68,490	68,142
9/23	● at New York Giants	L	3-20	77,186	76,483
9/30	● at Pittsburgh	W	28-6	59,000	54,691
10/7	NEW YORK JETS	W	20-16	71,835	69,678
10/18	NEW ENGLAND (TH)	W	17-10	65,017	62,630
10/28	● at Indianapolis	W	27-7	60,649	59,213
11/4	PHOENIX	W	23-3	57,652	54,924
11/11	● at New York Jets	W	17-3	76,891	68,362
11/19	● L.A. RAIDERS (MN)	L	10-13	72,393	70,553
11/25	at Cleveland	W	30-13	73,195	70,225
12/2	● at Washington	L	20-42	55,683	53,599
12/9	● PHILADELPHIA (SN)	W	23-20 (OT)	71,904	67,034
12/16	SEATTLE	W	24-17	61,843	57,851
12/23	● at Buffalo	L	14-24	80,433	80,235
12/30	INDIANAPOLIS	W	23-17	63,797	59,547
				1,061,596	1,018,472

AMERICAN CONFERENCE FIRST ROUND PLAYOFF

1/5	● KANSAS CITY	W	17-16	73,067	67,276
-----	---------------------	---	-------	--------	--------

AMERICAN CONFERENCE DIVISIONAL PLAYOFF

1/12	● at Buffalo	L	34-44	80,252	77,087
------	--------------------	---	-------	--------	--------

1991:	Won 8, Lost 8			Head Coach: Don Shula	
	Second (Tied) - Eastern Division				

				DISTRIB	ACTUAL
9/1	● at Buffalo	L	31-35	80,368	80,252
9/8	INDIANAPOLIS	W	17-6	55,076	51,155
9/15	at Detroit	L	13-17	59,693	56,896
9/22	GREEN BAY	W	16-13	57,799	56,583
9/29	● at New York Jets	L	23-41	76,891	71,170
10/6	at New England	W	20-10	55,075	49,749
10/13	● at Kansas City	L	7-42	77,865	76,021
10/20	HOUSTON	L	13-17	66,328	60,705
11/3	at Indianapolis	W	10-6	57,154	55,899
11/10	NEW ENGLAND (SN)	W	30-20	59,169	56,065
11/18	● BUFFALO (MN)	L	27-41	72,839	71,062
11/24	● at Chicago	W	16-13 (OT)	66,946	58,288
12/1	TAMPA BAY	W	33-14	59,393	51,036
12/9	CINCINNATI (MN)	W	37-13	64,844	60,616
12/15	at San Diego	L	30-38	53,140	47,731
12/22	● NEW YORK JETS	L	20-23 (OT)	72,487	69,636
				1,035,067	972,864

1992:	Won 11, Lost 5			Head Coach: Don Shula	
	First - Eastern Division				

				DISTRIB	ACTUAL
9/14	at Cleveland (MN)	W	27-23	76,910	74,765
9/20	L.A. RAMS	W	26-10	59,892	55,945
9/27	● at Seattle	W	19-17	65,879	59,374
10/4	● at Buffalo	W	37-10	80,404	80,368
10/11	ATLANTA	W	21-17	71,646	68,633
10/18	NEW ENGLAND	W	38-17	61,120	57,282
10/25	INDIANAPOLIS	L	20-31	62,515	61,117
11/1	● at New York Jets	L	14-26	76,891	69,313
11/8	at Indianapolis	W	28-0	61,046	59,892
11/16	● BUFFALO (MN)	L	20-26	72,460	70,629
11/22	● HOUSTON	W	19-16	72,009	63,597
11/29	● at New Orleans	L	13-24	68,591	68,591
12/6	● at San Francisco	L	3-27	66,461	58,474
12/14	● L.A. RAIDERS (MN)	W	20-7	72,220	67,098
12/20	● NEW YORK JETS (SN)	W	19-17	72,133	68,275
12/27	at New England	W	16-13 (OT)	43,137	34,726
				1,083,314	1,018,079

AMERICAN CONFERENCE DIVISIONAL PLAYOFF

1/10	● SAN DIEGO	W	31-0	72,625	71,224
------	-------------------	---	------	--------	--------

AMERICAN CONFERENCE CHAMPIONSHIP

1/17	● BUFFALO	L	10-29	72,996	72,703
------	-----------------	---	-------	--------	--------

1993:	Won 9, Lost 7			Head Coach: Don Shula	
	Second - Eastern Division				

				DISTRIB	ACTUAL
9/5	at Indianapolis	W	24-20	54,249	51,858
9/12	NEW YORK JETS	L	14-24	73,150	70,314
9/26	● at Buffalo	W	22-13	80,076	79,635
10/4	● WASHINGTON (MN)	W	17-10	73,672	68,568
10/10	● at Cleveland	W	24-14	78,512	78,138
10/24	INDIANAPOLIS (SN)	W	41-27	61,209	57,301
10/31	● KANSAS CITY	W	30-10	73,886	67,765
11/7	● at New York Jets	L	10-27	77,289	71,306
11/14	● at Philadelphia	W	19-14	66,552	64,213
11/21	NEW ENGLAND	W	17-13	65,929	59,982
11/25	● at Dallas	W	16-14	60,198	60,198
12/5	● NEW YORK GIANTS	L	14-19	74,444	72,161
12/13	● PITTSBURGH (MN)	L	20-21	73,882	70,232
12/19	● BUFFALO	L	34-47	74,504	71,597
12/27	● at San Diego (MN)	L	20-45	63,349	60,311
1/2	● at New England	L	27-33 (OT)	60,290	53,883
				1,111,191	1,057,462

1994: Won 10, Lost 6 **Head Coach: Don Shula**
First - Eastern Division

				DISTRIB	ACTUAL
9/4	NEW ENGLAND	W	39-35	73,821	71,023
9/11	● Green Bay (at Mil.)	W	24-14	56,051	55,011
9/18	● NEW YORK JETS	W	28-14	73,925	68,977
9/25	● at Minnesota	L	35-38	64,035	64,035
10/2	● at Cincinnati (SN)	W	23-7	59,943	55,056
10/9	● at Buffalo	L	11-21	79,583	79,491
10/16	● L.A. RAIDERS	W	20-17 (OT)	74,207	70,112
10/30	● at New England	W	23-3	60,292	59,167
11/6	INDIANAPOLIS	W	22-21	74,028	71,158
11/13	● CHICAGO	L	14-17	74,340	64,871
11/20	● at Pittsburgh	L	13-16 (OT)	59,148	59,148
11/27	● at New York Jets	W	28-24	77,716	75,606
12/4	● BUFFALO (SN)	L	31-42	74,436	69,358
12/12	● KANSAS CITY (MN)	W	45-28	74,421	71,578
12/18	● at Indianapolis	L	6-10	60,714	58,867
12/25	● DETROIT (SN)	W	27-20	74,302	70,980
				1,110,962	1,064,438

AMERICAN CONFERENCE FIRST-ROUND PLAYOFF

12/31	● KANSAS CITY	W	27-17	74,248	69,757
-------	---------------------	---	-------	--------	--------

AMERICAN CONFERENCE DIVISIONAL PLAYOFF

1/8	● at San Diego	L	21-22	63,682	63,381
-----	----------------------	---	-------	--------	--------

1995: Won 9, Lost 7 **Head Coach: Don Shula**
Second (Tied) - Eastern Division

				DISTRIB	ACTUAL
9/3	● NEW YORK JETS	W	52-14	74,900	71,317
9/10	● at New England	W	20-3	60,292	60,239
9/18	● PITTSBURGH (MN)	W	23-10	75,186	72,874
10/1	● at Cincinnati	W	26-23	56,448	52,671
10/8	● INDIANAPOLIS	L	24-27 (OT)	75,181	68,471
10/15	at New Orleans	L	30-33	64,529	55,628
10/22	● at N.Y. Jets	L	16-17	77,716	67,228
10/29	● BUFFALO	W	23-6	75,224	71,060
11/5	● at San Diego (SN)	W	24-14	63,199	61,996
11/12	● NEW ENGLAND	L	17-34	75,378	70,399
11/20	● SAN FRANCISCO (MN)	L	20-44	75,557	73,080
11/26	● at Indianapolis	L	28-36	60,902	60,414
12/3	● ATLANTA	W	21-20	75,217	63,395
12/11	● KANSAS CITY (MN)	W	13-6	75,311	70,321
12/17	● at Buffalo	L	20-23	79,703	79,531
12/24	● at St. Louis	W	41-22	65,728	63,876
				1,129,674	1,062,500

AMERICAN CONFERENCE FIRST-ROUND PLAYOFF

12/30	● at Buffalo	L	22-37	79,671	73,103
-------	--------------------	---	-------	--------	--------

1996: Won 8, Lost 8 **Head Coach: Jimmy Johnson**
Fourth - Eastern Division

				DISTRIB	ACTUAL
9/1	● NEW ENGLAND	W	24-10	74,855	71,542
9/8	at Arizona (SN)	W	38-10	57,988	55,444
9/15	● NEW YORK JETS	W	36-27	75,103	68,137
9/23	● at Indianapolis (MN)	L	6-10	61,393	60,891
10/6	● SEATTLE	L	15-22	75,224	59,539
10/13	● at Buffalo	W	21-7	79,803	79,642
10/20	● at Philadelphia	L	28-35	66,890	66,240
10/27	● DALLAS	L	10-29	75,651	75,283
11/3	● at New England	L	23-42	60,292	58,942
11/10	● INDIANAPOLIS	W	37-13	75,387	66,623
11/17	at Houston	W	23-20	48,890	47,358
11/25	● PITTSBURGH (MN)	L	17-24	75,507	73,489
12/1	● at Oakland	L	7-17	61,436	60,591
12/8	● NEW YORK GIANTS	L	7-17	75,234	63,889
12/16	● BUFFALO (MN)	W	16-14	75,388	67,016
12/22	● at New York Jets	W	31-28	77,716	47,271
				1,115,257	1,022,297

1997: Won 9, Lost 7
Second - Eastern Division

Head Coach: Jimmy Johnson

				PAID
8/31	INDIANAPOLIS	W	16-10	70,813
9/7	TENNESSEE	W	16-13 (OT)	64,439
9/14	● at Green Bay	L	18-23	60,075
9/21	● at Tampa Bay (SN)	L	21-31	73,314
10/5	● KANSAS CITY	W	17-14	71,794
10/12	● at New York Jets	W	31-20	75,601
10/19	● at Baltimore	W	24-13	64,354
10/27	● CHICAGO (MN)	L	33-36 (OT)	73,156
11/2	● at Buffalo	L	6-9	78,011
11/9	● NEW YORK JETS	W	24-17	73,089
11/17	● BUFFALO (MN)	W	30-13	74,155
11/23	● at New England	L	24-27	59,002
11/30	at Oakland	W	34-16	50,569
12/7	● DETROIT (SN)	W	33-30	72,266
12/14	● at Indianapolis	L	0-41	61,282
12/22	● NEW ENGLAND (MN)	L	12-14	74,379
				1,095,669

AMERICAN CONFERENCE FIRST-ROUND PLAYOFF

12/28	● at New England	L	3-17	60,041
-------	------------------------	---	------	--------

1998: Won 10, Lost 6
Second - Eastern Division

Head Coach: Jimmy Johnson

				PAID
9/6	● at Indianapolis	W	24-15	65,087
9/13	● BUFFALO	W	13-7	73,097
9/20	● PITTSBURGH	W	21-0	73,948
10/4	● at N.Y. Jets	L	9-20	75,257
10/12	● at Jacksonville (MN)	L	21-28	74,051
10/18	ST. LOUIS	W	14-0	65,418
10/25	● NEW ENGLAND	W	12-9 (OT)	73,973
11/1	● at Buffalo	L	24-30	79,011
11/8	● INDIANAPOLIS	W	27-14	73,400
11/15	at Carolina	W	13-9	67,887
11/23	● at New England (MN)	L	23-26	58,729
11/29	● NEW ORLEANS	W	30-10	73,216
12/6	at Oakland	W	27-17	61,254
12/13	● N.Y. JETS (SN)	L	16-21	74,369
12/21	● DENVER (MN)	W	31-21	74,363
12/ 27	● at Atlanta	L	16-38	69,754
				1,132,814

AMERICAN CONFERENCE FIRST-ROUND PLAYOFF

1/2	● BUFFALO	W	24-17	72,698
-----	-----------------	---	-------	--------

AMERICAN CONFERENCE DIVISIONAL PLAYOFF

1/9	● at Denver	L	3-38	75,729
-----	-------------------	---	------	--------

1999: Won 9, Lost 7
Second - Eastern Division

Head Coach: Jimmy Johnson

				PAID
9/13	● at Denver (MN)	W	38-21	75,623
9/19	● ARIZONA	W	19-16	73,618
10/4	● BUFFALO (MN)	L	18-23	74,073
10/10	● at Indianapolis	W	34-31	56,810
10/17	● at New England	W	31-30	60,006
10/24	● PHILADELPHIA	W	16-13	73,975
10/31	at Oakland	W	16-9	61,556
11/7	● TENNESSEE (SN)	W	17-0	74,109
11/14	● at Buffalo	L	3-23	72,810
11/21	● NEW ENGLAND	W	27-17	74,295
11/25	● at Dallas	L	0-20	64,328
12/5	● INDIANAPOLIS	L	34-37	74,096
12/12	● at New York Jets	L	20-28	78,246
12/19	● SAN DIEGO	W	12-9	73,765
12/27	● NEW YORK JETS (MN) ...	L	31-38	74,230
1/2	● at Washington	L	10-21	78,106
				1,139,646

AMERICAN CONFERENCE FIRST-ROUND PLAYOFF

1/9	● at Seattle	W	20-17	66,170
-----	--------------------	---	-------	--------

AMERICAN CONFERENCE DIVISIONAL PLAYOFF

1/15	● at Jacksonville	L	7-62	75,173
------	-------------------------	---	------	--------

2000: Won 11, Lost 5
First - Eastern Division

Head Coach: Dave Wannstedt

				PAID
9/3	● SEATTLE	W	23-0	72,949
9/10	● at Minnesota	L	7-13	64,112
9/17	● BALTIMORE (SN)	W	19-6	73,464
9/24	● NEW ENGLAND	W	10-3	73,344
10/1	at Cincinnati	W	31-16	61,535
10/8	● BUFFALO	W	22-13	73,901
10/23	● at New York Jets (MN)	L	37-40 (OT)	78,389
10/29	● GREEN BAY	W	28-20	73,740
11/5	● at Detroit	W	23-8	77,813
11/12	● at San Diego	W	17-7	56,896
11/19	● NEW YORK JETS	L	3-20	74,320
11/26	● at Indianapolis	W	17-14	56,935
12/3	● at Buffalo	W	33-6	73,002
12/10	● TAMPA BAY	L	13-16	74,307
12/17	● INDIANAPOLIS	L	13-20	73,884
12/24	● at New England	W	27-24	60,292
				1,118,883
AMERICAN CONFERENCE FIRST-ROUND PLAYOFF				
12/30	INDIANAPOLIS	W	23-17 (OT)	73,193
AMERICAN CONFERENCE DIVISIONAL PLAYOFF				
1/6	● at Oakland	L	0-27	61,998

2001: Won 11, Lost 5
Second - Eastern Division

Head Coach: Dave Wannstedt

				PAID
9/9	● at Tennessee (SN)	W	31-23	68,798
9/23	● OAKLAND	W	18-15	73,404
9/30	● at St. Louis	L	10-42	66,046
10/7	● NEW ENGLAND	W	30-10	73,024
10/14	● at New York Jets	L	17-21	78,823
10/28	at Seattle	W	24-20	59,108
11/4	● CAROLINA	W	23-6	72,597
11/11	● at Indianapolis	W	27-24	57,127
11/18	● NEW YORK JETS	L	0-24	74,259
11/25	at Buffalo	W	34-27	73,063
12/2	● DENVER	W	21-10	73,938
12/10	● INDIANAPOLIS (MN)	W	41-6	73,858
12/16	● at San Francisco	L	0-21	68,223
12/22	● at New England	L	13-20	60,292
12/30	● ATLANTA	W	21-14	73,619
1/6	● BUFFALO	W	34-7	73,428
				1,118,883
AMERICAN CONFERENCE FIRST-ROUND PLAYOFF				
1/13	BALTIMORE	L	3-20	72,251

2002: Won 9, Lost 7
Third - Eastern Division

Head Coach: Dave Wannstedt

				PAID
9/8	● DETROIT	W	49-21	72,216
9/15	● at Indianapolis	W	21-13	56,650
9/22	● NEW YORK JETS	W	30-3	73,426
9/29	● at Kansas City	L	30-48	78,178
10/6	● NEW ENGLAND	W	26-13	73,369
10/13	● at Denver (SN)	W	24-22	75,941
10/20	● BUFFALO	L	10-23	73,180
11/4	● at Green Bay (MN)	L	10-24	63,284
11/10	● at New York Jets (SN)	L	10-13	78,920
11/17	● BALTIMORE	W	26-7	73,013
11/24	● SAN DIEGO	W	30-3	73,138
12/1	● at Buffalo	L	21-38	73,287
12/9	● CHICAGO (MN)	W	27-9	73,609
12/15	● OAKLAND	W	23-17	73,572
12/21	● at Minnesota	L	17-20	64,285
12/29	● at New England	L	24-27 (OT)	68,436
				1,144,504

2003: Won 10, Lost 6
Second - Eastern Division

Head Coach: Dave Wannstedt

				PAID
9/7	● HOUSTON	L	20-21	73,010
9/14	● at New York Jets	W	21-10	77,461
9/21	● BUFFALO (SN)	W	17-7	73,458
10/5	● at New York Giants	W	23-10	78,863
10/12	● at Jacksonville	W	24-10	66,437
10/19	● NEW ENGLAND	L	13-19 (OT)	73,650
10/27	● San Diego (at Tempe) (MN)	W	26-10	73,014
11/2	● INDIANAPOLIS	L	17-23	73,258
11/9	● at Tennessee	L	7-31	68,809
11/16	● BALTIMORE	W	9-6 (OT)	73,333
11/23	● WASHINGTON (SN)	W	24-23	73,578
11/27	● at Dallas	W	40-21	64,110
12/7	● at New England	L	0-12	68,436
12/15	● PHILADELPHIA (MN)	L	27-34	73,780
12/21	● at Buffalo	W	20-3	73,319
12/28	● NEW YORK JETS	W	23-21	73,720
				1,158,236

2004: Won 4, Lost 12
Fourth - Eastern Division

Head Coaches: Dave Wannstedt (Weeks 1-9)
Jim Bates (Weeks 10-16)

				PAID
9/11	● TENNESSEE	L	7-17	69,987
9/19	● at Cincinnati (SN)	L	13-16	65,705
9/26	● PITTSBURGH (SN)	L	3-13	72,225
10/3	● NEW YORK JETS	L	9-17	73,157
10/10	● at New England	L	10-24	68,756
10/17	● at Buffalo	L	13-20	72,714
10/24	● ST. LOUIS	L	31-14	72,945
11/1	● at New York Jets (MN)	L	14-41	78,216
11/7	● ARIZONA	L	23-24	72,612
11/21	● at Seattle	L	17-24	66,644
11/28	● at San Francisco	W	24-17	66,156
12/5	● BUFFALO	L	32-42	73,084
12/12	● at Denver	L	17-20	75,027
12/20	● NEW ENGLAND (MN) ...	W	29-28	73,629
12/26	● CLEVELAND (SN)	W	10-7	73,169
1/2	● at Baltimore	L	23-30	69,843
				1,143,869

2005: Won 9, Lost 7
Second - Eastern Division

Head Coach: Nick Saban

				PAID
9/11	● DENVER	W	34-10	72,324
9/18	● at New York Jets	L	7-17	77,918
9/25	● CAROLINA	W	27-24	72,288
10/9	● at Buffalo	L	14-20	72,160
10/16	● at Tampa Bay	L	13-27	65,168
10/21	● KANSAS CITY (FR)	L	20-30	68,350
10/30	● at New Orleans	W	21-6	61,643
11/6	● ATLANTA	L	10-17	72,187
11/13	● NEW ENGLAND	L	16-23	73,405
11/20	● at Cleveland	L	0-22	72,773
11/27	at Oakland	W	33-21	49,097
12/4	● BUFFALO	W	24-23	72,051
12/11	● at San Diego	W	23-21	65,026
12/18	● NEW YORK JETS	W	24-20	72,650
12/24	● TENNESSEE	W	24-10	72,001
1/1	● at New England	W	28-26	68,756
				1,107,797

1966 FINAL STATISTICS (3-11)

DATE	OPPONENT	SCORE	W/L	ATT.
9/2	OAKLAND	14-23	L	25,188
9/9	NEW YORK	14-19	L	33,650
9/18	at Buffalo	24-58	L	37,176
10/2	at San Diego	10-44	L	26,444
10/9	at Oakland	10-21	L	28,863
10/16	DENVER	24-7	W	22,191
10/23	at Houston	20-13	W	21,999
11/6	BUFFALO	0-29	L	36,685
11/13	at Kansas City	16-34	L	33,733
11/20	at New York	13-30	L	57,092
11/27	BOSTON	14-20	L	22,480
12/4	at Denver	7-17	L	32,116
12/11	KANSAS CITY	18-19	L	17,881
12/18	HOUSTON	29-28	W	19,274

TEAM STATISTICS	MIA.	OPP.
TOTAL FIRST DOWNS	200	237
By Rushing	75	83
By Passing	103	140
By Penalty	22	14
TOTAL NET YARDS	3458	4611
Average Per Game	247.0	329.4
Total Plays	884	857
Average Per Play	3.9	5.4
NET YARDS RUSHING	1410	1510
Average Per Game	100.7	107.9
Total Rushes	394	416
NET YARDS PASSING	2048	3101
Average Per Game	146.3	221.5
Tackled/Yards Lost	36/326	16/180
Gross Yards	2374	4281
Attempts/Completions	454/179	425/198
Completion Percentage	39.4	46.6
Had Intercepted	32	31
PUNTS/AVERAGE	82/39.4	64/43.9
PENALTIES/YARDS	70/630	81/882
FUMBLES/BALL LOST	29/10	25/15
TOUCHDOWNS	26	44
By Rushing	5	15
By Passing	16	25
By Returns	5	4

Score By Quarters	1	2	3	4	Total
DOLPHINS	39	64	24	86	- 213
OPPONENTS	64	131	83	84	- 362

RUSHING	NO.	YDS.	AVG.	LG	TD
Auer	121	416	3.4	41	4
Gilchrist	72	262	3.6	22	0
Joe	71	232	3.3	14	0
Wilson	27	137	5.1	37	0
Casares	43	135	3.1	10	0
Price	31	107	3.4	14	0
Chesser	16	74	4.6	19	0
Jackson	2	22	11.0	24	0
Stofa	3	17	5.7	14	0
Wood	5	6	1.2	7	1
Norton	3	2	0.6	3	0
DOLPHINS	394	1410	3.6	41	5
OPPONENTS	416	1510	3.6	50	15

RECEIVING	NO.	YDS.	AVG.	LG	TD
Kocourek	27	320	11.9	43	2
Roberson	26	519	20.0	80	2
Auer	22	263	12.0	27	4
Noonan	17	224	13.2	35	1

PASSING	ATT.	COMP.	YDS.	PCT.	TD	INT.	LG	SCK/LST	RATING
Wood	230	83	993	36.1	4	14	71	20/207	30.5
Wilson	112	46	764	41.1	5	10	801	11/77	42.4
Stofa	57	29	425	50.9	4	2	48	3/29	84.3
Norton	55	21	192	38.2	3	6	43	2/13	27.0
DOLPHINS	454	179	2374	39.4	16	32	801	36/326	39.1
OPPONENTS	425	198	3281	46.6	25	32	891	16/180	61.3

Jackson	16	317	19.8	48	2
Joe	13	116	8.9	67	1
Gilchrist	13	110	8.5	22	1
Roderick	11	156	14.2	64	1
Twilley	10	128	12.8	20	1
Casares	8	45	5.6	20	0
Cronin	7	83	11.9	25	1
Mingo	3	40	13.3	21	0
Moreau	2	15	7.5	9	0
Price	2	14	7.0	9	0
Matthews	1	20	20.0	20	0
Chesser	1	4	4.0	4	0
DOLPHINS	179	2374	13.3	801	16
OPPONENTS	198	3281	16.6	891	25

INTERCEPTIONS	NO.	YDS.	AVG.	LG	TD
West	8	62	7.8	27	0
Warren	5	198	39.6	70	1
Westmoreland	4	104	26.0	42	1
Erlandson	3	31	10.3	26	1
Jaquess	3	27	9.0	27	1
McDaniel	2	20	10.0	20	0
McGeever	2	15	7.5	15	0
Faison	1	26	26.0	26	0
Neff	1	22	22.0	22	0
Emanuel	1	14	14.0	14	0
Rudolph	1	3	3.0	3	0
DOLPHINS	31	522	16.8	70	1
OPPONENTS	32	370	11.6	60	1

PUNTING	NO.	YDS.	AVG.	LG	BK
Wilson	42	1772	42.1	63	1
McDaniel	32	1222	38.2	54	0
Chesser	7	233	33.3	39	0
DOLPHINS	82	3227	39.4	63	1
OPPONENTS	64	2809	43.9	70	0

PUNT RET.	NO.	YDS.	AVG.	LG	TD
Neff	10	60	6.0	15	0
Auer	5	99	19.8	56	0
Matthews	4	38	9.5	19	0
Jackson	2	7	3.5	7	0
DOLPHINS	21	204	9.7	56	0
OPPONENTS	40	412	10.3	72	1

KICKOFF RET.	NO.	YDS.	AVG.	LG	TD
Auer	28	698	24.9	95	1
Neff	15	376	25.1	90	0
Matthews	5	109	21.8	29	0
Hunter	5	84	16.8	29	0
Jaquess	5	77	15.4	23	0
Jackson	4	105	26.3	34	0
Roderick	1	17	17.0	17	0
Branch	1	15	15.0	15	0
Bruggers	1	3	3.0	3	0
Noonan	0	23	-	23	0
DOLPHINS	65	1507	23.2	95	1
OPPONENTS	46	939	43.9	96	1

SCORING	Ru	Pa	Rt	PAT	FG	S	2	TP
Auer	4	4	1	0	0	0	0	54
Mingo	0	0	0	23/23	10/22	0	0	53
Jackson	0	2	0	0	0	0	0	12
Kocourek	0	2	0	0	0	0	0	12
Roberson	0	2	0	0	0	0	0	12

Joe	0	1	0	0	0	0	1	8
Casares	0	1	0	0	0	0	0	6
Cronin	0	1	0	0	0	0	0	6
Erlandson	0	0	1	0	0	0	0	6
Gilchrist	0	1	0	0	0	0	0	6
Jaquess	0	0	1	0	0	0	0	6
Noonan	0	1	0	0	0	0	0	6
Roderick	0	1	0	0	0	0	0	6
Warren	0	0	1	0	0	0	0	6
Westmoreland	0	0	1	0	0	0	0	6
Wood	1	0	0	0	0	0	0	6
Wilson	0	0	0	0	0	0	1	2
DOLPHINS	5	16	5	23/23	10/22	0	1	213
OPPONENTS	15	25	4	38/42	18/36	2	1	362

FIELD GOALS	1-19	20-29	30-39	40-49	50+
Mingo	2/3	4/6	1/3	3/8	0/2
DOLPHINS	2/3	4/6	1/3	3/8	0/2
OPPONENTS	3/4	7/12	4/8	3/9	1/3

TWO-POINT CONVERSIONS	Joe 1, Wilson 1
DOLPHINS	2-3, OPPONENTS 1-2

USUAL STARTERS	
OFFENSE	
WR	Frank Jackson (7)
	*John Roderick (4)
	Karl Noonan (3)
LT	Maxie Williams (14)
LG	Ernie Park (11)
C	Tom Goode (13)
RG	Billy Neighbors (10)
RT	Norm Evans (12)
TE	Dave Kocourek (14)
WR	Bo Roberson (8)
	Karl Noonan (4)
QB	George Wilson, Jr. (7)
	Dick Wood (4)
RB	Joe Auer (14)
FB	Billy Joe (7)
	Cookie Gilchrist (5)

DEFENSE	
LDE	Ed Cooke (13)
LDT	Tom Nomina (11)
RDT	Rich Zecher (9)
RDE	LaVene Torczon (13)
LLB	Tom Erlandson (14)
MLB	*Frank Emanuel (11)
RLB	Wahoo McDaniel (8)
	Jack Rudolph (4)
LCB	Jimmy Warren (14)
RCB	Dick Westmoreland (14)
SS	Pete Jaquess (9)
FS	Willie West (14)

boldface indicates Pro Bowl performer
* indicates rookie

1967 FINAL STATISTICS (4-10)

DATE	OPPONENT	SCORE	W/L	ATT.
9/17	DENVER	35-21	W	29,072
9/24	KANSAS CITY	0-24	L	33,280
10/1	at New York	7-29	L	59,433
10/8	at Kansas City	0-41	L	42,920
10/15	at Boston	10-41	L	17,859
10/22	NEW YORK	14-33	L	28,392
11/5	at Buffalo	13-35	L	30,950
11/12	at San Diego	0-24	L	32,395
11/19	at Oakland	17-31	L	33,753
11/26	BUFFALO	17-14	W	24,357
12/3	at Houston	14-17	L	20,979
12/10	SAN DIEGO	41-24	W	23,007
12/17	at Houston	41-32	W	22,079
12/23	HOUSTON	10-41	L	29,628

TEAM STATISTICS	MIA.	OPP.
TOTAL FIRST DOWNS	212	269
By Rushing	65	106
By Passing	123	142
By Penalty	24	21
TOTAL NET YARDS.....	3659	4980
Average Per Game	261.4	355.7
Total Plays	847	843
Average Per Play	4.3	5.9
NET YARDS RUSHING.....	1323	2145
Average Per Game	94.5	153.2
Total Rushes	326	466
NET YARDS PASSING.....	2336	2835
Average Per Game	166.9	202.5
Tackled/Yards Lost.....	41/405	28/247
Gross Yards	2741	3082
Attempts/Completions.....	480/229	349/188
Completion Percentage.....	47.7	53.8
Had Intercepted	28	28
PUNTS/AVERAGE	70/41.6	52/41.1
PENALTIES/YARDS	53/490	59/691
FUMBLES/BALL LOST	36/16	19/8
TOUCHDOWNS	28	53
By Rushing	10	18
By Passing	16	31
By Returns	2	4

Score By Quarters	1	2	3	4	Total
DOLPHINS	27	75	52	65	= 219
OPPONENTS	86	122	101	98	= 407

RUSHING	NO.	YDS.	AVG.	LG	TD
Haynes	56	274	4.9	65t	2
Mitchell	83	269	3.2	22	3
Harper	41	197	4.8	37	1
Price	46	179	3.9	38	1
Griese	37	157	4.2	22	1
Auer	44	128	2.9	23	1
Seiple	3	58	19.3	34	0
Jackson	1	48	48.0	48	0
Norton	7	14	2.0	13	0
Chesser	2	3	1.5	2	0
Stofa	2	2	1.0	8t	1
Moreau	1	-2	-2.0	-2	0
Clancy	3	-4	-1.3	2	0
DOLPHINS	326	1323	4.1	65t	10
OPPONENTS	466	2145	4.6	64	18

RECEIVING	NO.	YDS.	AVG.	LG	TD
Clancy	67	868	13.0	44	2
Moreau	34	410	12.1	43	3
Twilley	24	314	13.1	38	2
Auer	18	218	12.1	68t	2
Mitchell	18	133	7.4	38	1
Haynes	16	100	6.3	22	0
Noonan	12	141	11.8	32	0
Harper	11	212	19.3	40	3
Carpenter	10	127	12.7	42	0
Jackson	9	122	13.6	26	1
Price	8	56	7.0	27	1
Seiple	1	21	21.0	21	0
Beier	1	19	19.0	19	0
DOLPHINS	229	2741	12.0	68t	16
OPPONENTS	188	3082	16.4	51	31

INTERCEPTIONS	NO.	YDS.	AVG.	LG	TD
Westmoreland	10	127	12.7	29	1
Bramlett	4	35	8.8	22	0
Warren	4	22	5.5	17	0
Petrella	3	67	22.3	28	0
Erlandson	1	37	37.0	17	0
Neff	1	32	32.0	32	0
Emanuel	1	24	24.0	24	0
Bruggers	1	20	20.0	20	0
West	1	16	16.0	16	0
McDaniel	1	15	15.0	15	0
Beier	1	7	7.0	7	0
DOLPHINS	28	402	14.4	37	1
OPPONENTS	28	395	14.1	55	3

PUNTING	NO.	YDS.	AVG.	LG	BK
Seiple	70	2909	41.6	70	1
DOLPHINS	70	2909	41.6	70	1
OPPONENTS	52	2137	41.1	55	0

PUNT RET.	NO.	YDS.	AVG.	LG	TD
Auer	9	42	4.7	16	0
Haynes	6	37	6.2	20	0
Neff	6	34	5.7	15	0
Harper	4	15	3.8	8	0
DOLPHINS	25	128	5.1	20	0
OPPONENTS	41	268	6.5	34	0

KICKOFF RET.	NO.	YDS.	AVG.	LG	TD
Haynes	22	444	20.2	51	0
Auer	21	441	21.0	47	0
Neff	15	351	23.4	69	0
Roderick	4	63	15.8	19	0
Carpenter	3	87	29.0	45	0
Mitchell	2	57	28.5	37	0
DOLPHINS	67	1443	21.5	69	0
OPPONENTS	46	1067	23.2	42	0

SCORING	Ru	Pa	Rt	PAT	FG	S	2	P
Lusteg	0	0	0	18/18	7/12	0	0	39
Harper	1	3	0	0	0	0	0	24
Mitchell	3	1	0	0	0	0	0	24
Auer	1	2	0	0	0	0	0	18
Moreau	0	3	0	0	0	0	0	18
Clancy	0	2	0	0	0	0	0	12
Haynes	2	0	0	0	0	0	0	12

Mingo.....	0	0	0	9/9	1/6	0	0	12
Price	1	1	0	0	0	0	0	12
Twilley	0	2	0	0	0	0	0	12
Griese	1	0	0	0	0	0	0	6
Jackson	0	1	0	0	0	0	0	6
Noonan	0	1	0	0	0	0	0	6
Stofa	1	0	0	0	0	0	0	6
Warren	0	0	1	0	0	0	0	6
Westmoreland	0	1	0	0	0	0	0	6

DOLPHINS	10	16	2	27/27	8/18	0	0	219
OPPONENTS	18	31	4	47/50	14/26	0	0	407

FIELD GOALS	1-19	20-29	30-39	40-49	50+
Lusteg	5/6	0/2	0/0	2/2	0/2
Mingo	0/0	0/1	1/2	0/3	0/0
DOLPHINS	5/6	0/3	1/2	2/5	0/2
OPPONENTS ..	5/7	3/5	3/6	3/6	0/2

TWO-POINT CONVERSIONS
DOLPHINS 0-1, OPPONENTS 0-3

USUAL STARTERS	
OFFENSE	
WR	Jack Clancy (9)
LT	Maxie Williams (14)
LG	Fred Woodson (7)
	Ken Rice (4)
RG	Tom Goode (14)
C	Billy Neighbors (14)
RT	Norm Evans (14)
TE	Doug Moreau (14)
WR	Frank Jackson (6)
	Howard Twilley (5)
QB	*Bob Griese (11)
RB	Jack Harper (6)
	Joe Auer (5)
FB	Sam Price (8)
	Stan Mitchell (6)

DEFENSE	
LDE	Ed Cooke (12)
LDT	Ray Jacobs (10)
RDT	*John Richardson (8)
RDE	Mel Branch (14)
LLB	Tom Erlandson (6)
	Jerry Hopkins (6)
MLB	Frank Emanuel (8)
	Wahoo McDaniel (6)
RLB	John Bramlett (10)
LCB	Jimmy Warren (14)
RCB	Dick Westmoreland (14)
SS	Willie West (6)
	Pete Jaquess (4)
FS	Bob Neff (9)

boldface indicates Pro Bowl performer
 * indicates rookie

PASSING	ATT.	COMP.	YDS.	PCT.	TD	INT.	LG	SCK/LST	RATING
Griese	331	166	2005	50.2	15	18	68t	25/240	61.6
Norton	133	53	596	39.8	1	9	32	15/156	28.2
Roberts	10	5	11	50.0	0	1	9	1/9	52.3
Seiple	2	2	61	100.0	0	0	42	0/0	118.8
Stofa	2	2	51	100.0	0	0	45	0/0	118.8
Clancy	1	1	17	100.0	0	0	17	0/0	118.8
Lusteg	1	0	0	0.0	0	0	0	0/0	39.6
DOLPHINS.....	480	229	2741	47.7	16	28	68t	41/405	52.4
OPPONENTS.....	349	188	3082	53.8	31	28	51	28/247	79.9

1968 FINAL STATISTICS (5-8-1)

DATE	OPPONENT	SCORE	W/L	ATT.
9/14	HOUSTON	10-24	L	38,097
9/21	OAKLAND	21-47	L	28,751
9/28	KANSAS CITY	3-48	L	27,732
10/6	at Houston	24-7	W	35,424
10/12	BUFFALO	14-14	T	28,559
10/20	at Cincinnati	24-22	W	25,076
10/27	at Denver	14-21	L	43,411
11/3	at San Diego	28-34	L	31,686
11/10	at Buffalo	21-17	W	28,399
11/17	CINCINNATI	21-38	L	30,304
11/24	at Boston	34-10	W	13,646
12/1	at New York	17-35	L	60,207
12/8	BOSTON	38-7	W	24,242
12/15	NEW YORK	7-31	L	31,302

TEAM STATISTICS	MIA.	OPP.
TOTAL FIRST DOWNS	247	240
By Rushing	78	116
By Passing	144	112
By Penalty	25	12
TOTAL NET YARDS	4106	4884
Average Per Game	293.3	348.9
Total Plays	892	808
Average Per Play	4.6	6.0
NET YARDS RUSHING	1704	2172
Average Per Game	121.7	193.7
Total Rushes	417	445
NET YARDS PASSING	2402	2712
Average Per Game	171.6	155.1
Tackled/Yards Lost	52/441	27/192
Gross Yards	2843	2904
Attempts/Completions	423/216	342/179
Completion Percentage	51.1	52.3
Had Intercepted	22	22
PUNTS/AVERAGE	75/40.6	55/43.6
PENALTIES/YARDS	48/485	70/655
FUMBLES/BALL LOST	17/8	28/18
TOUCHDOWNS	36	45
By Rushing	12	19
By Passing	21	23
By Returns	3	3

Score By Quarters	1	2	3	4	Total
DOLPHINS	44	93	52	87	276
OPPONENTS	78	131	52	94	355

RUSHING	NO.	YDS.	AVG.	LG	TD
Kick	165	621	3.8	25	4
Csonka	138	540	3.9	40	6
Griese	42	230	5.5	35	1
Mitchell	54	176	3.3	30	1
Milton	2	46	23.0	34	0
Seiple	5	42	8.4	32	0
Price	5	27	5.4	15	0
Tucker	4	13	3.3	7	0
Norton	1	9	9.0	9	0
Hammond	1	0	0.0	0	0
DOLPHINS	417	1704	4.1	40	12
OPPONENTS	445	2172	4.9	76	19

RECEIVING	NO.	YDS.	AVG.	LG	TD
Noonan	58	760	13.1	50	11
Kick	44	422	9.6	38	0
Twilley	39	604	15.5	40	1
Moreau	27	365	13.5	28	3
Cox	11	147	13.4	30	0

PASSING	ATT.	COMP.	YDS.	PCT.	TD	INT.	LG	SCK/LST	RATING
Griese	355	186	2473	52.4	21	16	50	43/372	75.7
Norton	41	17	254	41.5	0	4	65	7/58	32.9
Hammond	26	13	116	50.0	0	2	25	2/11	30.3
Kick	1	0	0	0.0	0	0	0	0/0	39.6
DOLPHINS	423	216	2843	51.1	21	22	65	52/441	67.5
OPPONENTS	342	179	2904	52.3	23	22	80	27/192	76.7

Csonka	11	118	10.7	65	1
Milton	9	143	15.9	38	1
Mitchell	8	190	23.8	48	3
Seiple	7	69	9.9	20	1
Darnall	2	25	12.5	13	0

DOLPHINS	216	2843	13.2	65	21
OPPONENTS	179	2904	16.2	80	23

INTERCEPTIONS	NO.	YDS.	AVG.	LG	TD
Anderson	8	230	28.8	96	1
West	4	102	25.5	32	0
Warren	2	27	13.5	18	0
Bramlett	2	14	7.0	14	0
Emanuel	2	8	4.0	6	0
Petrella	1	4	4.0	4	0
Edmunds	1	1	1.0	1	0
Lamb	1	0	0.0	0	0
Westmoreland	1	0	0.0	0	0
DOLPHINS	22	386	17.5	96	1
OPPONENTS	22	432	19.6	66	3

PUNTING	NO.	YDS.	AVG.	LG	BK
Seiple	75	3044	40.6	60	0
DOLPHINS	75	3044	40.6	60	0
OPPONENTS	55	2397	43.6	62	0

PUNT RET.	NO.	YDS.	AVG.	LG	TD
Neff	8	71	8.9	20	0
Milton	6	55	9.2	26	0
Tucker	5	40	8.0	15	0
Anderson	5	18	3.6	10	0
Warren	2	-1	-0.5	0	0
Washington	1	15	15.0	15	0
Harper	1	7	7.0	7	0
DOLPHINS	28	205	7.3	26	0
OPPONENTS	28	250	9.0	48	0

KICKOFF RET.	NO.	YDS.	AVG.	LG	TD
Milton	18	408	22.7	74	0
Warren	10	227	22.7	36	0
Anderson	6	106	17.7	25	0
Neff	5	190	38.0	95	0
Tucker	3	54	18.0	25	0
Urbanek	2	15	7.5	10	0
Kick	1	28	28.0	28	0
Lamb	1	24	24.0	24	0
Price	1	22	22.0	22	0
Harper	1	18	18.0	18	0
Richardson	1	1	1.0	1	0
Woodson	1	0	0.0	0	0
Cox	0	41	-	41	0
DOLPHINS	50	1134	22.7	95	0
OPPONENTS	54	1108	20.5	44	0

SCORING	Ru	Pa	Rt	PAT	FG	S	2	TP
Noonan	0	11	0	0	0	0	0	66
Keyes	0	0	0	30/30	7/16	0	0	51
Csonka	6	1	0	0	0	0	0	42
Moreau	0	3	0	6/6	1/3	0	0	27
Mitchell	1	3	0	0	0	0	0	24
Kick	4	0	0	0	0	0	0	24
Anderson	0	0	1	0	0	0	0	6
Emanuel	0	1	0	0	0	0	0	6
Milton	0	1	0	0	0	0	0	6
Griese	1	0	0	0	0	0	0	6
Seiple	0	1	0	0	0	0	0	6

Twilley	0	1	0	0	0	0	0	6
West	0	0	1	0	0	0	0	6

DOLPHINS	12	21	3	36/36	8/19	0	0	276
OPPONENTS	19	23	3	44/44	12/23	2	1	355

FIELD GOALS	1-19	20-29	30-39	40-49	50+
Keyes	3/3	3/5	1/4	0/4	0/0
Moreau	0/1	0/1	0/1	0/1	0/0
DOLPHINS	3/4	4/6	1/5	0/4	0/0
OPPONENTS	3/3	5/7	2/6	0/4	2/3

TWO-POINT CONVERSIONS
DOLPHINS 0-0, OPPONENTS 1-2

SACKS
Branch 11.0, Fernandez 4.0, Bramlett 2.0, Emanuel 2.0, Jacobs 2.0, Riley 2.0, Edmunds 1.0, Nomina 1.0, Richardson 1.0, Woodson 1.0.
DOLPHINS 27.0, OPPONENTS 52.0

USUAL STARTERS
OFFENSE
WR Karl Noonan (14)
LT *Doug Crusan (7)
LG Maxie Williams (6)
LG Charlie Fowler (7)
LG Maxie Williams (6)
C Tom Goode (14)
RG Billy Neighbors (12)
RT Norm Evans (12)
TE Doug Moreau (10)
WR Howard Twilley (14)
QB Bob Griese (13)
RB *Jim Kick (13)
FB *Larry Csonka (10)

DEFENSE
LDE Jim Riley (9)
LDT Tom Nomina (13)
RDT Ray Jacobs (10)
RDE Manny Fernandez (7)
DE Mel Branch (7)
LLB *Randall Edmunds (14)
MLB Frank Emanuel (12)
RLB John Bramlett (10)
LCB Jimmy Warren (14)
RCB Dick Westmoreland (9)
SS Bob Petrella (5)
FS *Dick Anderson (4)
FS Willie West (4)
FS *Dick Anderson (7)
FS Willie West (5)

boldface indicates Pro Bowl performer
* indicates rookie

1969 FINAL STATISTICS (3-10-1)

DATE	OPPONENT	SCORE	W/L	ATT.
9/14	at Cincinnati	21-27	L	24,487
9/20	at Oakland	17-20	L	48,477
9/28	at Houston	10-22	L	40,387
10/4	OAKLAND	20-20	T	32,668
10/11	SAN DIEGO	14-21	L	33,073
10/19	at Kansas City	10-17	L	47,038
10/26	BUFFALO	24-6	W	39,194
11/2	at N.Y. Jets	31-34	L	60,793
11/9	at Boston	17-16	W	10,665
11/16	at Buffalo	3-28	L	32,344
11/23	HOUSTON	7-32	L	27,114
11/30	Boston (at Tampa)	23-38	L	27,179
12/7	DENVER	27-24	W	24,972
12/14	N.Y. JETS	9-27	L	42,148

TEAM STATISTICS	MIA.	OPP.
TOTAL FIRST DOWNS	224	206
By Rushing	73	66
By Passing	131	126
By Penalty	20	14
TOTAL NET YARDS	3590	4126
Average Per Game	256.5	294.8
Total Plays	878	851
Average Per Play	4.1	4.8
NET YARDS RUSHING	1513	1489
Average Per Game	108.1	106.4
Total Rushes	407	422
NET YARDS PASSING	2077	2637
Average Per Game	148.4	188.4
Tackled/Yards Lost	53/481	28/208
Gross Yards	2558	2845
Attempts/Completions	424/201	404/196
Completion Percentage	47.4	48.5
Had Intercepted	29	18
PUNTS/AVERAGE	85/40.6	80/44.1
PENALTIES/YARDS	53/631	66/840
FUMBLES/BALL LOST	27/13	28/17
TOUCHDOWNS	28	37
By Rushing	12	9
By Passing	12	25
By Returns	4	3

Score By Quarters	1	2	3	4	Total
DOLPHINS	60	79	33	61	- 233
OPPONENTS	71	97	59	105	- 332

RUSHING	NO.	YDS.	AVG.	LG	TD
Kick	180	575	3.2	27	9
Csonka	131	566	4.3	54	2
Morris	23	110	4.8	37	1
Griese	21	102	4.9	22	0
Mitchell	28	80	2.9	12	0
Milton	7	62	8.9	27	0
Norton	8	16	2.0	9	0
Hines	1	7	7.0	7	0
Seiple	1	6	6.0	6	0
Noonan	1	-11	-11.0	-11	0
DOLPHINS	401	1513	3.8	54	12
OPPONENTS	422	1489	3.5	80	9

RECEIVING	NO.	YDS.	AVG.	LG	TD
Seiple	41	577	14.1	41	5
Kick	29	443	15.3	53	1
Noonan	29	307	10.6	27	3
Clancy	21	289	13.8	50	1
Csonka	21	183	8.7	42	1
Milton	12	179	14.9	49	0

PASSING	ATT.	COMP.	YDS.	PCT.	TD	INT.	LG	SCK/LST	RATING
Griese	252	121	1695	48.0	10	16	53	33/289	56.9
Norton	148	65	709	43.9	2	11	29	18/175	32.2
Stofa	23	14	146	60.9	0	2	42	2/17	43.0
Seiple	1	1	8	100.0	0	0	8	0/0	118.8
DOLPHINS	424	201	2077	47.4	12	29	53	53/481	42.9
OPPONENTS	404	196	2637	48.5	25	18	93	28/208	71.8

Twilley	10	158	15.8	33	1
Moreau	10	136	13.6	35	0
Mitchell	10	125	12.5	34	0
Morris	6	65	10.8	29	0
Boutwell	4	29	7.3	12	0
Mertens	2	26	13.0	15	0
Hines	2	23	11.5	22	0
Pryor	2	-3	-1.5	0	0
Darnall	1	13	13.0	13	0
Anderson	1	8	8.0	8	0
DOLPHINS	201	2558	12.7	53	12
OPPONENTS	196	2845	14.5	93	25

INTERCEPTIONS	NO.	YDS.	AVG.	LG	TD
Mumphord	5	102	20.4	51	0
Anderson	3	106	35.3	40	0
Buoniconti	3	27	9.0	24	0
Weisacosky	3	10	3.3	7	0
Stanfill	2	32	16.0	17	2
Patrella	1	33	33.0	33	0
Beier	1	7	7.0	7	0
DOLPHINS	18	317	17.6	51	2
OPPONENTS	29	596	20.6	76	3

PUNTING	NO.	YDS.	AVG.	LG	BK
Seiple	80	3263	40.8	66	2
Anderson	5	188	37.6	49	0
DOLPHINS	85	3451	40.6	66	2
OPPONENTS	80	3526	44.1	61	0

PUNT RET.	NO.	YDS.	AVG.	LG	TD
Morris	25	172	6.9	38	0
Anderson	12	82	6.8	29	0
Beier	5	8	1.6	9	0
Milton	1	4	4.0	4	0
Twilley	1	0	0.0	0	0
McCullers	1	0	0.0	0	0
DOLPHINS	45	266	5.9	38	0
OPPONENTS	30	130	4.3	22	0

KICKOFF RET.	NO.	YDS.	AVG.	LG	TD
Morris	43	1136	26.4	105	1
Milton	8	166	20.8	37	0
Beier	4	58	14.5	17	0
Mertens	2	1	0.5	1	0
Hines	1	22	22.0	22	0
Mumphord	1	0	0.0	0	0
Warren	1	0	0.0	0	0
DOLPHINS	60	1383	23.1	105	1
OPPONENTS	47	1073	22.8	73	0

SCORING	Ru	Pa	Rt	PAT	FG	S	2	TP
Kremser	0	0	0	26/27	13/22	0	0	65
Kick	9	1	0	0	0	0	0	60
Seiple	0	5	0	0	0	0	0	30
Csonka	2	1	0	0	0	0	0	18
Noonan	0	3	0	0	0	0	0	18
Morris	1	0	1	0	0	0	0	12
Stanfill	0	0	2	0	0	0	0	12
Clancy	0	1	0	0	0	0	0	6
Milton	0	0	1	0	0	0	0	6
Twilley	0	1	0	0	0	0	0	6
DOLPHINS	12	12	4	26/27	13/22	0	0	233
OPPONENTS	9	25	3	32/33	24/36	0	1	332

FIELD GOALS	1-19	20-29	30-39	40-49	50+
Kremser	4/4	4/4	5/9	0/5	0/0
DOLPHINS	4/4	4/4	5/9	0/5	0/0
OPPONENTS	9/10	5/9	7/10	3/5	0/2

TWO-POINT CONVERSIONS
DOLPHINS 0-1, OPPONENTS 1-4

SACKS
Stanfill 8.0, Edmunds 5.0, Fernandez 4.0, Richardson 3.0, Riley 3.0, Buoniconti 2.0, Weisacosky 2.0, McCullers 1.0.
DOLPHINS 28.0, OPPONENTS 53.0

USUAL STARTERS	
OFFENSE	
WR	Jack Clancy (7)
	Karl Noonan (5)
LT	Doug Crusan (14)
LG	Maxie Williams (13)
C	Tom Goode (14)
RG	Larry Little (9)
	Billy Neighbors (5)
RT	Norm Evans (12)
TE	Larry Seiple (8)
	Doug Moreau (5)
WR	Karl Noonan (9)
QB	Bob Griese (9)
RB	Jim Kiick (14)
FB	Larry Csonka (11)

DEFENSE	
LDE.....	Jim Riley (14)
LDT.....	Manny Fernandez (13)
RDT.....	John Richardson (14)
RDE.....	*Bill Stanfill (13)
LLB.....	Randall Edmunds (14)
MLB.....	Nick Buoniconti (13)
RLB.....	Ed Weisacosky (14)
LCB.....	Jimmy Warren (13)
RCB.....	*Lloyd Mumphord (7)
	Dick Westmoreland (6)
SS.....	Tom Beier (7)
	Bob Petrella (6)
FS.....	Dick Anderson (14)

boldface indicates Pro Bowl performer
* indicates rookie

1970 FINAL STATISTICS (10-4)

DATE	OPPONENT	SCORE	W/L	ATT.
9/20	at Boston	14-27	L	27,265
9/27	at Houston	20-10	W	38,779
10/3	OAKLAND	20-13	W	54,412
10/10	at N.Y. Jets	20-6	W	61,801
10/18	at Buffalo	33-14	W	40,820
10/25	CLEVELAND	0-28	L	70,872
11/1	at Baltimore	0-35	L	59,305
11/8	at Philadelphia	17-24	L	53,149
11/15	NEW ORLEANS	21-10	W	41,557
11/22	BALTIMORE	34-17	W	63,362
11/30	at Atlanta	20-7	W	53,303
12/6	BOSTON	37-20	W	46,370
12/13	N.Y. JETS	16-10	W	71,892
12/20	BUFFALO	45-7	W	64,957

TEAM STATISTICS	MIA.	OPP.
TOTAL FIRST DOWNS	228	226
By Rushing	106	82
By Passing	100	128
By Penalty	22	16
TOTAL NET YARDS	4039	4004
Average Per Game	288.5	286.0
Total Plays	827	808
Average Per Play	4.9	5.0
NET YARDS RUSHING	2082	1453
Average Per Game	148.7	103.8
Total Rushes	492	387
NET YARDS PASSING	1957	2551
Average Per Game	139.8	182.2
Tackled/Yards Lost	36/327	16/157
Gross Yards	2284	2708
Attempts/Completions	299/159	403/234
Completion Percentage	53.2	58.0
Had Intercepted	19	23
PUNTS/AVERAGE	58/41.2	63/41.7
PENALTIES/YARDS	77/834	68/704
FUMBLES/BALL LOST	24/11	24/15
TOUCHDOWNS	33	28
By Rushing	14	8
By Passing	15	17
By Returns	4	3

Score By Quarters	1	2	3	4	Total
DOLPHINS	82	84	45	86	- 297
OPPONENTS	35	85	45	63	- 228

RUSHING	NO.	YDS.	AVG.	LG	TD
Csonka	193	874	4.5	53	6
Klick	191	658	3.4	56	6
Morris	60	409	6.8	40	0
Griese	26	89	3.4	16	2
Mitchell	8	23	2.9	9	0
Seiple	2	21	10.5	24	0
Warfield	2	13	6.5	16	0
Stofa	2	5	2.5	4	0
Pryor	2	0	0.0	0	0
Ginn	5	-1	-0.2	8	0
Noonan	1	-9	-9.0	-9	0
DOLPHINS	492	2082	4.2	56	14
OPPONENTS	387	1453	3.8	26	8

RECEIVING	NO.	YDS.	AVG.	LG	TD
Klick	42	497	11.8	47	0
Warfield	28	703	25.1	54	6
Twilley	22	281	12.8	23	5
Fleming	18	205	11.4	36	0
Morris	12	149	12.4	50	0

PASSING	ATT.	COMP.	YDS.	PCT.	TD	INT.	LG	SCK/LST	RATING
Griese	245	142	2019	58.0	12	17	54	31/282	72.1
Stofa	53	16	240	30.2	3	2	52	5/45	49.3
Klick	1	1	25	100.0	0	0	25	0/0	118.8
DOLPHINS	299	159	2284	53.2	15	19	54	36/327	68.5
OPPONENTS	403	234	2708	58.0	17	22	46	16/157	69.8

Csonka	11	94	8.5	54	0
Noonan	10	186	18.6	51	1
W. Richardson	7	67	9.6	27	1
Mitchell	6	85	14.2	36	1
Seiple	2	14	7.0	7	0
Mandich	1	3	3.0	3	1
DOLPHINS	159	2284	14.4	54	15
OPPONENTS	234	2708	11.6	46	17

INTERCEPTIONS	NO.	YDS.	AVG.	LG	TD
Anderson	8	191	23.9	86	0
Scott	5	112	22.4	47	0
Mumphord	5	35	7.0	32	1
Johnson	3	29	9.7	21	0
Brown	1	32	32.0	32	0
Davis	1	15	15.0	15	0
DOLPHINS	23	414	18.0	86	1
OPPONENTS	19	258	13.6	56	1

PUNTING	NO.	YDS.	AVG.	LG	BK
Seiple	58	2392	41.2	67	0
DOLPHINS	58	2392	41.2	67	0
OPPONENTS	63	2624	41.7	62	0

PUNT RET.	NO.	YDS.	AVG.	LG	TD
Scott	27	290	10.7	77	1
Morris	2	-1	-0.5	0	0
Anderson	1	6	6.0	6	0
DOLPHINS	30	295	9.8	77	1
OPPONENTS	21	241	12.1	80	1

KICKOFF RET.	NO.	YDS.	AVG.	LG	TD
Morris	28	812	29.0	96	1
Ginn	5	59	11.8	26	0
Scott	4	117	29.3	42	0
Mitchell	4	35	8.8	17	0
Seiple	2	5	2.5	3	0
Mandich	2	0	0.0	0	0
Anderson	1	8	8.0	8	0
Foley	1	0	0.0	0	0
Brown	1	0	0.0	0	0
DOLPHINS	48	1036	21.6	96	1
OPPONENTS	55	1142	20.8	99	1

SCORING	Ru	Pa	Rt	PAT	FG	S	TP
Yepremian	0	0	0	31/31	22/29	0	97
Warfield	0	6	0	0	0	0	36
Csonka	6	0	0	0	0	0	36
Klick	6	0	0	0	0	0	36
Twilley	0	5	0	0	0	0	30
Griese	2	0	0	0	0	0	12
Mumphord	0	2	0	0	0	0	12
Mandich	0	1	0	0	0	0	6
Noonan	0	1	0	0	0	0	6
W. Richardson	0	1	0	0	0	0	6
Scott	0	0	1	0	0	0	6
Morris	0	0	1	0	0	0	6
Mitchell	0	1	0	0	0	0	6
Kremser	0	0	0	2/2	0/1	0	2
DOLPHINS	14	15	4	33/33	22/30	0	297
OPPONENTS	8	17	3	27/28	11/22	0	228

FIELD GOALS	1-19	20-29	30-39	40-49	50+
Yepremian	4/4	2/3	5/6	11/15	0/1
Kremser	0/0	0/1	0/0	0/0	0/0
DOLPHINS	4/4	2/4	5/6	11/15	0/1
OPPONENTS	5/5	3/4	2/3	1/8	0/3

SACKS
Stanfill 6.0, Fernandez 4.5, J. Richardson 2.5, Riley 2.0, Anderson 1.0.

DOLPHINS 16.0, OPPONENTS 36.0

USUAL STARTERS

OFFENSE
WR Paul Warfield (11)
LT Doug Crusan (14)
LG Maxie Williams (9)
C Bob DeMarco (11)
RG Larry Little (14)
RT Norm Evans (14)
TE Marv Fleming (14)
WR Howard Twilley (13)
QB Bob Griese (14)
RB Jim Kick (14)
FB Larry Csonka (14)

DEFENSE
LDE Jim Riley (14)
LDT Manny Fernandez (12)
RDT John Richardson (14)
RDE Bill Stanfill (14)
LLB Doug Swift (8)
MLB Ted Davis (6)
MLB Nick Buoniconiti (14)
RLB Mike Kolen (14)
LCB Curtis Johnson (14)
RCB Lloyd Mumphord (14)
SS Dick Anderson (13)
FS Jake Scott (13)

boldface indicates Pro Bowl performer
* indicates rookie

1971 FINAL STATISTICS (10-3-1)

DATE	OPPONENT	SCORE	W/L	ATT.
9/19	at Denver	10-10	T	50,499
9/26	at Buffalo	29-14	W	44,626
10/3	N.Y. JETS	10-14	L	67,161
10/10	at Cincinnati	23-13	W	59,090
10/17	NEW ENGLAND	41-3	W	56,222
10/24	at N.Y. Jets	30-14	W	61,170
10/31	at Los Angeles	20-14	W	68,386
11/7	BUFFALO	34-0	W	57,748
11/14	PITTSBURGH	24-21	W	63,178
11/21	BALTIMORE	17-14	W	73,063
11/29	CHICAGO	34-3	W	73,071
12/5	at New England	13-34	L	60,110
12/11	at Baltimore	3-14	L	59,293
12/19	GREEN BAY	27-6	W	74,215

TEAM STATISTICS	MIA.	OPP.
TOTAL FIRST DOWNS	232	214
By Rushing	121	93
By Passing	94	111
By Penalty	17	10
TOTAL NET YARDS.....	4412	3661
Average Per Game	315.1	261.5
Total Plays	803	791
Average Per Play.....	5.4	4.7
NET YARDS RUSHING	2429	1661
Average Per Game	173.5	118.6
Total Rushes	486	403
NET YARDS PASSING	1983	2000
Average Per Game	141.6	142.9
Tackled/Yards Lost.	25/265	35/293
Gross Yards	2248	2293
Attempts/Completions.	293/156	363/206
Completion Percentage....	53.2	56.7
Had Intercepted	10	17
PUNTS/AVERAGE	52/40.1	72/40.7
PENALTIES/YARDS	65/632	64/561
FUMBLES/BALL LOST	22/13	38/14
TOUCHDOWNS	33	21
By Rushing	11	10
By Passing	20	10
By Returns	2	1

Score By Quarters	1	2	3	4	Total
DOLPHINS	81	76	79	79	- 315
OPPONENTS	65	23	44	42	- 174

RUSHING	NO.	YDS.	AVG.	LG	TD
Csonka	195	1051	5.4	28	7
Kick	162	738	4.6	34	3
Morris	57	315	5.5	51	1
Warfield	9	115	12.8	39	0
Ginn	22	97	4.4	46	0
Griese	26	82	3.2	21	0
Leigh	5	15	3.0	7	0
Seiple	1	14	14.0	14	0
Cole	3	11	3.7	4	0
Mira	6	-9	-1.5	0	0
DOLPHINS	486	2429	4.9	51	11
OPPONENTS	403	1661	4.1	46	10

RECEIVING	NO.	YDS.	AVG.	LG	TD
Warfield	43	996	23.2	86t	11
Kick	40	338	8.5	27	0
Twilley	23	349	15.2	41	4
Fleming	13	137	10.5	23	2
Csonka	13	113	8.7	25	1
Noonan	10	180	18.0	43	0
Stowe	5	68	13.6	21	1

Morris	5	16	3.2	11	0
Mandich	3	19	6.3	10	1
Seiple	1	32	32.0	32	0
DOLPHINS	156	2248	14.4	86t	20
OPPONENTS	206	2293	11.1	51	10

INTERCEPTIONS	NO.	YDS.	AVG.	LG	TD
Scott	7	34	4.9	21	0
Foley	4	14	3.5	18	0
Johnson	2	34	17.0	34	0
Anderson	2	33	16.5	33	0
Buoniconti	1	16	16.0	16	0
Swift	1	12	12.0	12	0
DOLPHINS	17	143	9.0	34	0
OPPONENTS	10	166	16.6	53t	1

PUNTING	NO.	YDS.	AVG.	LG	BK
Seiple	52	2087	40.1	73	1
DOLPHINS	52	2087	40.1	73	1
OPPONENTS	72	2935	40.4	58	0

PUNT RET.	NO.	YDS.	AVG.	LG	TD
Scott	33	318	9.6	31	0
Anderson	8	114	14.3	47	0
DOLPHINS	41	432	10.5	47	0
OPPONENTS	26	106	4.1	29	0

KICKOFF RET.	NO.	YDS.	AVG.	LG	TD
Morris	15	423	28.2	94t	1
Ginn	10	252	25.2	35	0
Leigh	4	99	24.8	31	0
Matheson	3	32	10.7	16	0
DOLPHINS	32	806	25.2	94t	1
OPPONENTS	59	1180	20.0	35	0

SCORING	Ru	Pa	Rt	PAT	FG	S	TP
Yepremian	0	0	0	33/33	28/40	0	117
Warfield	0	11	0	0	0	0	66
Csonka	7	1	0	0	0	0	48
Twilley	0	4	0	0	0	0	24
Kick	3	0	0	0	0	0	18
Fleming	0	2	0	0	0	0	12
Morris	1	0	1	0	0	0	12
Johnson	0	0	1	0	0	0	6
Mandich	0	1	0	0	0	0	6
Stowe	0	1	0	0	0	0	6
DOLPHINS	11	20	2	33/33	28/40	0	315
OPPONENTS	10	10	1	21/21	9/21	0	174

FIELD GOALS	1-19	20-29	30-39	40-49	50+
Yepremian	7/7	8/8	6/11	7/12	0/2
DOLPHINS	7/7	8/8	6/11	7/12	0/2
OPPONENTS ..	5/5	1/4	2/2	0/6	1/4

SACKS	Fernandez 8.0,	Riley 7.5,	Stanfill 6.5,	Heinz 5.0,	Cornish 2.0,	Swift 2.0,	Anderson 1.0,	Buoniconti 1.0,	Den Herder 1.0,	Powell 1.0.
DOLPHINS 35.0,	OPPONENTS 25.0									

USUAL STARTERS	OFFENSE
WR	Paul Warfield (14)
LT	Doug Crusan (14)
LG	Bob Kuechenberg (14)
C	Bob DeMarco (14)

RG	Larry Little (14)
RT	Norm Evans (14)
TE	Marv Fleming (13)
WR	Howard Twilley (12)
QB	Bob Griese (13)
RB	Jim Kick (11)
FB	Larry Csonka (14)

DEFENSE	
LDE	Jim Riley (13)
LDT	Manny Fernandez (14)
RDT	Bob Heinz (7)
	John Richardson (5)
RDE	Bill Stanfill (13)
LLB	Doug Swift (14)
MLB	Nick Buoniconti (14)
RLB	Mike Kolen (10)
LCB	Tim Foley (14)
RCB	Curtis Johnson (10)
SS	Dick Anderson (14)
FS	Jake Scott (14)

boldface indicates Pro Bowl performer
* indicates rookie

PASSING	ATT.	COMP.	YDS.	PCT.	TD	INT.	LG	SCK/LST	RATING
Griese	263	145	2089	55.1	19	9	86t	23/248	90.9
Mira	30	11	159	36.7	1	1	43	2/17	51.9
DOLPHINS	293	156	2248	53.2	20	10	86t	25/265	87.0
OPPONENTS	363	206	2293	56.8	10	17	51	35/293	65.4

1972 FINAL STATISTICS (14-0)

DATE	OPPONENT	SCORE	W/L	ATT.
9/17	at Kansas City	20-10	W	78,736
9/24	HOUSTON	34-13	W	75,069
10/1	at Minnesota	16-14	W	45,766
10/8	at N.Y. Jets	27-17	W	61,720
10/15	SAN DIEGO	24-10	W	78,212
10/22	BUFFALO	24-23	W	78,175
10/29	at Baltimore	23-0	W	59,303
11/5	at Buffalo	30-16	W	45,659
11/12	NEW ENGLAND	52-0	W	78,148
11/19	N.Y. JETS	28-24	W	78,166
11/27	ST. LOUIS	31-10	W	78,190
12/3	at New England	37-21	W	60,144
12/10	at N.Y. Giants	23-13	W	62,728
12/16	BALTIMORE	16-0	W	78,202

TEAM STATISTICS	MIA.	OPP.
TOTAL FIRST DOWNS	291	186
By Rushing	170	76
By Passing	102	96
By Penalty	19	14
TOTAL NET YARDS	5036	3297
Average Per Game	359.1	235.5
Total Plays	893	771
Average Per Play	5.6	4.3
NET YARDS RUSHING	2960	1548
Average Per Game	210.8	110.6
Total Rushes	613	389
NET YARDS PASSING	2076	1749
Average Per Game	148.3	124.9
Tackled/Yards Lost	21/159	34/280
Gross Yards	2235	2029
Attempts/Completions	259/144	348/178
Completion Percentage	55.6	51.1
Had Intercepted	12	26
PUNTS/AVERAGE	44/39.4	67/41.8
PENALTIES/YARDS	68/714	70/659
FUMBLES/BALL LOST	25/16	32/20
TOUCHDOWNS	45	21
By Rushing	26	8
By Passing	17	10
By Returns	2	3

Score By Quarters	1	2	3	4	Total
DOLPHINS	94	108	98	85	385
OPPONENTS	36	47	29	59	171

RUSHING	NO.	YDS.	AVG.	LG	TD
Csonka	213	1117	5.2	45	6
Morris	190	1000	5.3	33	12
Klick	137	521	3.8	26	5
Ginn	27	142	5.3	22	1
Leigh	21	79	3.8	10	0
Morrall	17	67	3.9	31	1
Warfield	4	23	5.8	21	0
Griese	3	11	3.7	5	1
Del Gaizo	1	0	0.0	0	0
DOLPHINS	613	2960	4.8	45	26
OPPONENTS	389	1548	4.0	40	8

RECEIVING	NO.	YDS.	AVG.	LG	TD
Warfield	29	606	20.9	47	3
Klick	21	147	7.0	15	1
Twilley	20	364	18.2	44	3
Briscoe	16	279	17.4	51	4
Morris	15	168	11.2	34	0
Stowe	13	276	21.2	49	2

Fleming	13	156	12.0	31	1
Mandich	11	168	15.3	39	3
Csonka	5	48	9.6	14	0
Ginn	1	23	23.0	23	0

DOLPHINS	144	2235	15.5	51	17
OPPONENTS	178	2029	11.4	82	10

INTERCEPTIONS	NO.	YDS.	AVG.	LG	TD
Scott	5	73	14.6	31	0
Mumphord	4	50	12.5	28	1
Anderson	3	34	11.3	22	0

Foley	3	25	8.3	15	0
Johnson	3	20	6.7	13	0
Swift	3	5	1.7	4	0
Buoniconiti	2	17	8.5	10	0

Babb	1	24	24.0	24	0
Den Herder	1	24	24.0	24	0
Kolen	1	14	14.0	14	0

DOLPHINS	26	286	11.0	31	1
OPPONENTS	12	249	20.8	43	2

PUNTING	NO.	YDS.	AVG.	LG	BK
Seiple	36	1437	39.9	54	0
Lothridge	4	150	37.5	42	0
Anderson	4	147	36.8	45	0

DOLPHINS	44	1734	39.4	54	0
OPPONENTS	63	2613	41.8	67	2

PUNT RET.	NO.	YDS.	AVG.	LG	TD
Leigh	22	210	9.5	27	0
Scott	13	100	7.7	15	0
Anderson	5	19	3.8	17	0

DOLPHINS	40	329	8.2	27	0
OPPONENTS	17	67	3.9	13	0

KICKOFF RET.	NO.	YDS.	AVG.	LG	TD
Morris	14	334	23.9	33	0
Leigh	6	153	25.5	45	0
Matheson	2	34	17.0	17	0
Ginn	1	25	25.0	25	0
Briscoe	1	0	0.0	0	0

DOLPHINS	24	546	22.8	45	0
OPPONENTS	56	1283	22.9	39	0

SCORING	Ru	Pa	Rt	PAT	FG	S	TP
Yepremian	0	0	0	43/45	24/37	0	115
Morris	12	0	0	0	0	0	7
Csonka	6	0	0	0	0	0	36
Klick	5	1	0	0	0	0	36
Briscoe	0	4	0	0	0	0	24
Mandich	0	3	0	0	0	0	18
Twilley	0	3	0	0	0	0	18
Warfield	0	3	0	0	0	0	18
Stowe	0	2	0	0	0	0	12
Anderson	0	0	1	0	0	0	6
Fleming	0	1	0	0	0	0	6
Ginn	1	0	0	0	0	0	6
Griese	1	0	0	0	0	0	6
Morrall	1	0	0	0	0	0	6
Mumphord	0	0	1	0	0	0	6

DOLPHINS	26	17	2	43/45	24/37	0	385
OPPONENTS	8	10	3	18/21	9/16	0	171

FIELD GOALS	1-19	20-29	30-39	40-49	50+
Yepremian	7/7	3/3	7/8	4/11	3/8

DOLPHINS	7/7	3/3	7/8	4/11	3/8
OPPONENTS	3/3	2/4	3/3	1/4	0/2

SACKS

Den Herder	10.5	Stanfill	10.0	Fernandez	5.0
Matheson	2.5	Heinz	2.0	Buoniconiti	1.0
Dunaway	1.0	M. Moore	1.0	Swift	1.0

DOLPHINS 34.0, OPPONENTS 21.0

USUAL STARTERS

OFFENSE

WR	Paul Warfield (11)
LT	Doug Crusan (10)
LG	Bob Kuechenberg (14)
C	Jim Langer (14)
RG	Larry Little (14)
RT	Norm Evans (14)
TE	Marv Fleming (14)
WR	Howard Twilley (11)
QB	Earl Morrall (9)
	Bob Griese (5)
RB	Mercury Morris (11)
FB	Larry Csonka (14)

DEFENSE

LDE	Vern Den Herder (14)
LDT	Manny Fernandez (14)
RDT	Bob Heinz (8)
	Jim Dunaway (6)
RDE	Bill Stanfill (14)
LLB	Doug Swift (14)
MLB	Nick Buoniconiti (14)
RLB	Mike Kolen (13)
LCB	Tim Foley (13)
RCB	Curtis Johnson (13)
SS	Jake Scott (13)
FS	Dick Anderson (13)

boldface indicates Pro Bowl performer

* indicates rookie

1973 FINAL STATISTICS (12-2)

DATE	OPPONENT	SCORE	W/L	ATT.
9/16	SAN FRANCISCO	21-13	W	68,275
9/23	at Oakland	7-12	L	74,121
9/30	NEW ENGLAND	44-23	W	62,508
10/7	N.Y. JETS	31-3	W	63,850
10/15	at Cleveland	17-9	W	72,070
10/21	BUFFALO	27-6	W	65,241
10/28	at New England	30-14	W	57,617
11/4	at N.Y. Jets	24-14	W	57,591
11/11	BALTIMORE	44-0	W	60,332
11/18	at Buffalo	17-0	W	77,138
11/22	at Dallas	14-7	W	58,089
12/3	PITTSBURGH	30-26	W	68,901
12/9	at Baltimore	3-16	L	41,005
12/15	DETROIT	34-7	W	53,375

TEAM STATISTICS	MIA.	OPP.
TOTAL FIRST DOWNS	215	195
By Rushing	111	79
By Passing	91	108
By Penalty	13	8
Third Down: Made/Att.	67/175	86/231
TOTAL NET YARDS	4103	3281
Average Per Game	293.1	234.4
Total Plays	776	876
Average Per Play	5.3	3.7
NET YARDS RUSHING	2521	1991
Average Per Game	180.1	142.2
Total Rushes	507	511
NET YARDS PASSING	1582	1290
Average Per Game	113.0	92.1
Tackled/Yards Lost.	13/93	45/314
Gross Yards	1675	1604
Attempts/Completions	256/133	320/151
Completion Percentage	52.0	47.2
Had Intercepted	12	21
PUNTS/AVERAGE	48/42.3	76/38.4
PENALTIES/YARDS	52/416	61/616
FUMBLES/BALL LOST	22/16	29/8
TOUCHDOWNS	38	15
By Rushing	16	10
By Passing	17	5
By Returns	5	0

Score By Quarters	1	2	3	4	OT	Total
DOLPHINS	106	117	53	67	0	343
OPPONENTS	19	50	35	46	0	150

RUSHING	NO.	YDS.	AVG.	LG	TD
Csonka	219	1003	4.6	25	5
Morris	149	954	6.4	70	10
Kick	76	257	3.4	32	0
Leigh	22	134	6.1	34	1
Nottingham	24	134	5.6	30	0
Griese	13	20	1.5	21	0
Warfield	1	15	15.0	15	0
Morrall	1	9	9.0	9	0
Briscoe	2	-5	-2.5	2	0
DOLPHINS	507	2521	5.0	70	16
OPPONENTS	511	1991	3.9	36	10

RECEIVING	NO.	YDS.	AVG.	LG	TD
Briscoe	30	447	14.9	53	2
Warfield	29	514	17.7	45	11
Kick	27	208	7.7	22	0
Mandich	24	302	12.6	28	4
Csonka	7	22	3.1	9	0
Morris	4	51	12.8	36	0
Leigh	4	9	2.3	7	0

PASSING	ATT.	COMP.	YDS.	PCT.	TD	INT.	LG	SCK/LST	RATING
Griese	218	116	1422	53.2	17	8	46	11/75	84.3
Morrall	38	17	253	44.7	0	4	53	2/18	27.5
DOLPHINS	256	133	1675	52.0	17	12	53	13/93	72.3
OPPONENTS	320	151	1604	47.2	5	21	42	45/314	40.2

Fleming	3	22	7.3	15	0
Sellers	2	54	27.0	42	0
Twilley	2	30	15.0	19	0
Nottingham	1	16	16.0	16	0

DOLPHINS	133	1675	12.6	53	17
OPPONENTS	151	1604	10.6	42	5

INTERCEPTIONS	NO.	YDS.	AVG.	LG	TD
Anderson	8	163	20.4	38	2
Scott	4	71	17.8	29	0
Kolen	2	54	27.0	29	0
Foley	2	22	11.0	15	0
Johnson	2	19	9.5	17	0
Stuckey	1	4	4.0	4	0
Ball	1	2	2.0	2	0
Swift	1	0	0.0	0	0

DOLPHINS	21	335	16.0	38	2
OPPONENTS	12	190	15.8	48	0

PUNTING	NO.	YDS.	AVG.	LG	BK
Seiple	48	2031	42.3	57	0

DOLPHINS	48	2031	42.3	57	0
OPPONENTS	76	2918	38.4	60	2

PUNT RET.	NO.	YDS.	AVG.	LG	TD
Scott	22	266	12.1	33	0
Leigh	9	64	7.1	26	0
Anderson	6	52	8.7	27	0

DOLPHINS	37	382	10.3	33	0
OPPONENTS	28	182	6.5	27	0

KICKOFF RET.	NO.	YDS.	AVG.	LG	TD
Morris	11	242	22.0	29	0
Leigh	9	251	27.9	51	0
Scott	2	20	10.0	20	0
Bannon	1	10	10.0	10	0
Seiple	1	0	0.0	0	0

DOLPHINS	24	523	21.8	51	0
OPPONENTS	56	1116	19.9	42	0

SCORING	Ru	Pa	Rt	PAT	FG	S	TP
Yepremian	0	0	0	38/38	25/37	0	113
Warfield	0	11	0	0	0	0	66
Morris	10	0	0	0	0	0	60
Csonka	5	0	0	0	0	0	30
Mandich	0	4	0	0	0	0	24
Anderson	0	0	2	0	0	0	12
Briscoe	0	2	0	0	0	0	12
Foley	0	0	2	0	0	0	12
Buoniconiti	0	0	1	0	0	0	6
Leigh	1	0	0	0	0	0	6
Johnson	0	0	0	0	0	1	2

DOLPHINS	16	17	5	38/38	25/37	1	343
OPPONENTS	10	5	0	13/15	15/27	0	150

FIELD GOALS	1-19	20-29	30-39	40-49	50+
Yepremian	5/5	8/10	6/9	5/9	1/4
DOLPHINS	5/5	8/10	6/9	5/9	1/4
OPPONENTS	5/5	0/2	6/8	3/8	1/4

SACKS	NO.	YDS.
Stanfill 18.5, Den Herder 10.0, Fernandez 6.5, Matheson 3.0, Heinz 2.5, Ball 2.0, Buoniconiti 1.0, M. Moore 1.0, Swift 0.5.		
DOLPHINS 45.0, OPPONENTS 13.0		

USUAL STARTERS

OFFENSE

WR	Paul Warfield (14)
LT	Wayne Moore (12)
LG	Bob Kuechenberg (13)
C	Jim Langer (14)
RG	Larry Little (13)
RT	Norm Evans (14)
TE	Marv Fleming (11)
WR	Marlin Briscoe (14)
QB	Bob Griese (13)
RB	Mercury Morris (11)
FB	Larry Csonka (14)

DEFENSE

LDE	Vern Den Herder (14)
LDT	Manny Fernandez (13)
RDT	Bob Heinz (13)
RDE	Bill Stanfill (13)
LLB	Doug Swift (14)
MLB	Nick Buoniconiti (13)
RLB	Mike Kolen (13)
LCB	Tim Foley (10)
RCB	Curtis Johnson (13)
SS	Jake Scott (13)
FS	Dick Anderson (12)

boldface indicates Pro Bowl performer
* indicates rookie

1974 FINAL STATISTICS (11-3)

DATE	OPPONENT	SCORE	W/L	ATT.
9/15	at New England	24-34	L	54,913
9/22	at Buffalo	24-16	W	78,990
9/29	at San Diego	28-21	W	44,706
10/7	N.Y. JETS	21-17	W	61,527
10/13	at Washington	17-20	L	54,395
10/20	KANSAS CITY	9-3	W	67,779
10/27	BALTIMORE	17-7	W	65,868
11/3	ATLANTA	42-7	W	64,399
11/10	at New Orleans	21-0	W	73,458
11/17	BUFFALO	35-28	W	69,313
11/24	at N.Y. Jets	14-17	L	57,162
12/2	CINCINNATI	24-3	W	71,962
12/8	at Baltimore	17-16	W	34,420
12/15	NEW ENGLAND	34-27	W	56,920

TEAM STATISTICS	MIA.	OPP.
TOTAL FIRST DOWNS	272	208
By Rushing	134	83
By Passing	118	117
By Penalty	20	8
Third Down: Made/Att.	97/195	73/188
TOTAL NET YARDS	4275	3806
Average Per Game	305.4	271.9
Total Plays	884	807
Average Per Play	4.8	4.7
NET YARDS RUSHING	2191	1624
Average Per Game	156.5	116.0
Total Rushes	570	404
NET YARDS PASSING	2084	2182
Average Per Game	148.9	155.9
Tackled/Yards Lost.	31/229	31/270
Gross Yards	2313	2452
Attempts/Completions	283/171	372/200
Completion Percentage	60.4	53.8
Had Intercepted	18	16
PUNTS/AVERAGE	65/38.6	70/39.2
PENALTIES/YARDS	69/556	67/525
FUMBLES/BALL LOST	25/13	33/17
TOUCHDOWNS	43	25
By Rushing	25	7
By Passing	18	14
By Returns	0	4

Score By Quarters	1	2	3	4	OT	Total
DOLPHINS	42	98	76	11	0	327
OPPONENTS	31	50	57	78	0	216

RUSHING	NO.	YDS.	AVG.	LG	TD
Csonka	197	749	3.8	24	9
Malone	117	479	4.1	23	3
Klick	86	274	3.2	15	1
Nottingham	66	273	4.1	24	8
Morris	56	214	3.8	17	1
Ginn	26	99	3.8	41	2
Griese	16	66	4.1	22	1
Briscoe	1	17	17.0	17	0
N. Moore	3	16	5.3	15	0
Morrall	1	11	11.0	11	0
Strock	1	-7	-7.0	-7	0
DOLPHINS	570	2191	3.8	41	25
OPPONENTS	404	1624	4.0	56	7

RECEIVING	NO.	YDS.	AVG.	LG	TD
N. Moore	37	605	16.4	48	2
Mandich	33	374	11.3	44	6

Warfield	27	536	19.9	54	2
Twilley	24	256	11.0	21	2
Klick	18	155	8.6	19	1
Briscoe	11	132	12.0	20	1
Csonka	7	35	5.0	11	0
Baker	4	121	30.0	46	2
Nottingham	3	40	13.3	20	0
Morris	2	27	14.0	23	1
Malone	2	26	13.0	13	0
Ginn	2	3	1.5	3	0
Fleming	1	3	3.0	3	1
DOLPHINS	171	2313	13.5	54	18
OPPONENTS	200	2452	12.6	89	14

INTERCEPTIONS	NO.	YDS.	AVG.	LG	TD
Scott	8	75	9.4	30	0
Buoniconti	2	29	14.5	16	0
Foley	2	-2	-1.0	0	0
Stuckey	1	21	21.0	21	0
Matheson	1	10	10.0	10	0
Kolen	1	3	3.0	3	0
Anderson	1	3	3.0	3	0
DOLPHINS	16	139	8.7	30	0
OPPONENTS	18	320	17.8	40	1

PUNTING	NO.	YDS.	AVG.	LG	BK
Seiple	65	2511	38.6	60	0
DOLPHINS	65	2511	38.6	60	0
OPPONENTS	70	2743	39.2	63	2

PUNT RET.	NO.	YDS.	AVG.	LG	TD
Scott	31	346	11.2	30	0
N. Moore	9	136	15.1	42	0
Anderson	3	9	3.0	6	0
Babb	2	29	14.5	20	0
Stuckey	1	0	0.0	0	0
DOLPHINS	46	520	11.3	42	0
OPPONENTS	42	265	6.3	23	0

KICKOFF RET.	NO.	YDS.	AVG.	LG	TD
N. Moore	22	587	26.7	40	0
Ginn	12	235	19.6	30	0
Malone	6	159	26.5	73	0
Matheson	5	65	13.0	25	0
Leigh	2	50	25.0	26	0
Baker	1	22	22.0	22	0
Babb	1	0	0.0	0	0
DOLPHINS	49	1118	22.8	73	0
OPPONENTS	64	1222	19.1	57	0

SCORING	Ru	Pa	Rt	FG	S	TP
Yepremian	0	0	0 43/43	8/15	0	67
Csonka	9	0	0	0	0	54
Nottingham	8	0	0	0	0	48
Mandich	0	6	0	0	0	36
Malone	3	0	0	0	0	18
Morris	1	1	0	0	0	12
Warfield	0	2	0	0	0	12
Ginn	2	0	0	0	0	12
N. Moore	0	2	0	0	0	12
Klick	1	1	0	0	0	12
Twilley	0	2	0	0	0	12
Baker	0	2	0	0	0	12
Fleming	0	1	0	0	0	6
Griese	1	0	0	0	0	6

Briscoe	0	1	0	0	0	0	6
Foley	0	0	0	0	0	1	2
DOLPHINS	25	18	0	43/43	8/15	1	327
OPPONENTS	7	14	4	24/24	14/21	0	216

FIELD GOALS	1-19	20-29	30-39	40-49	50+
Yepremian	0/1	4/5	3/4	1/3	0/2
DOLPHINS	0/1	4/5	3/4	1/3	0/2
OPPONENTS	0/0	7/9	2/5	5/6	0/1

SACKS	STANFILL	HERDER	FERNANDEZ	COLLINS	KOLEN	REASE
Stanfill	10.0	Den Herder	7.0	Fernandez	3.0	Kolen
Ball	3.0	Crowder	3.0	Matheson	3.0	Kolen
1.0	Reese	1.0				

DOLPHINS 31.0, OPPONENTS 31.0

USUAL STARTERS	OFFENSE
WR	Paul Warfield (9)
LT	Bob Kuechenberg (4)
	Wayne Moore (3)
	Tony Funchess (3)
LG	Bob Kuechenberg (4)
C	Jim Langer (14)
RG	Larry Little (14)
RT	Norm Evans (14)
TE	Jim Mandich (10)
WR	*Nat Moore (6)
	Howard Twilley (4)
QB	Bob Griese (13)
RB	Jim Kick (7)
	*Benny Malone (3)
	Mercury Morris (3)
FB	Larry Csonka (11)

DEFENSE	VERNON	HERDER	COLLINS	REASE	SWIFT	SWIFT	SWIFT	SWIFT	SWIFT	SWIFT
LDE	Vern Den Herder	(14)								
LDT	Manny Fernandez	(12)								
RDT	Bob Heinz	(13)								
RDE	Bill Stanfill	(13)								
LLB	Bob Matheson	(7)								
	Doug Swift	(7)								
MLB	Nick Buoniconti	(13)								
RLB	Mike Kolen	(13)								
LCB	Tim Foley	(10)								
RCB	Curtis Johnson	(12)								
SS	Dick Anderson	(14)								
FS	Jake Scott	(14)								

boldface indicates Pro Bowl performer
* indicates rookie

PASSING	ATT.	COMP.	YDS.	PCT.	TD	INT.	LG	SCK/LST	RATING
Griese	253	152	1968	60.1	16	15	54	27/202	80.9
Morrall	27	17	301	63.0	2	3	46	3/16	86.1
N. Moore	1	1	31	100.0	0	0	31	0/0	118.8
Klick	1	1	13	100.0	0	0	13	0/0	118.8
Briscoe	1	0	0	0.0	0	0	0	1/11	39.6
DOLPHINS	283	171	2313	60.4	18	18	54	31/229	74.8
OPPONENTS	372	200	2452	53.8	14	16	89	31/270	69.0

1975 FINAL STATISTICS (10-4)

DATE	OPPONENT	SCORE	W/L	ATT.
9/22	OAKLAND	21-31	L	78,744
9/28	at New England	22-14	W	60,602
10/5	at Green Bay	31-7	W	55,270
10/12	PHILADELPHIA	24-16	W	60,127
10/19	at N.Y. Jets	43-0	W	47,191
10/26	at Buffalo	35-30	W	79,080
11/2	at Chicago	46-13	W	51,298
11/9	N.Y. JETS	27-7	W	72,896
11/16	at Houston	19-20	L	48,892
11/23	BALTIMORE	17-33	L	61,986
12/1	NEW ENGLAND	20-7	W	61,963
12/7	BUFFALO	31-21	W	74,573
12/14	at Baltimore	7-10(OT)	L	59,398
12/20	DENVER	14-13	W	43,064

TEAM STATISTICS	MIA.	OPP.
TOTAL FIRST DOWNS	266	224
By Rushing	136	92
By Passing	108	113
By Penalty	22	19
TOTAL NET YARDS	4509	3789
Average Per Game	322.1	270.6
Total Plays	896	858
Average Per Play	5.0	4.4
NET YARDS RUSHING	2500	1768
Average Per Game	178.6	126.3
Total Rushes	594	443
NET YARDS PASSING	2009	2021
Average Per Game	143.5	144.4
Tackled/Yards Lost	23/187	40/314
Gross Yards	2196	2335
Attempts/Completions	279/170	375/200
Completion Percentage	60.9	53.3
Had Intercepted	17	21
PUNTS/AVERAGE	65/38.6	72/40.0
PENALTIES/YARDS	74/575	82/716
FUMBLES/BALL LOST	20/9	23/9
TOUCHDOWNS	46	27
By Rushing	26	14
By Passing	19	9
By Returns	1	4

Score By Quarters	1	2	3	4	OT	Total
DOLPHINS	44	116	99	98	0	357
OPPONENTS	48	53	45	73	3	222

RUSHING	NO.	YDS.	AVG.	LG	TD
Morris	219	875	4.0	49	4
Nottingham	168	718	4.3	56	12
Bulaich	78	309	4.0	30	5
Malone	65	220	3.4	20	3
Solomon	4	87	21.8	35	0
Ginn	21	78	3.7	14	0
N. Moore	8	69	8.6	36	0
Griese	17	59	3.5	17	1
Strock	6	38	6.3	18	1
Morrall	4	33	8.3	16	0
Winfrey	3	10	3.3	5	0
Seiple	1	4	4.0	4	0
DOLPHINS	594	2500	4.2	56	26
OPPONENTS	443	1768	4.0	39	15

RECEIVING	NO.	YDS.	AVG.	LG	TD
N. Moore	40	705	17.6	79t	4
Bulaich	32	276	8.6	59t	5
Twilley	24	366	15.3	32	4
Solomon	22	339	15.4	58t	2

PASSING	ATT.	COMP.	YDS.	PCT.	TD	INT.	LG	SCK/LST	RATING
Griese	191	118	1693	61.8	14	13	79t	16/131	86.6
Strock	45	26	230	57.8	2	2	25	3/29	67.9
Morrall	43	26	273	60.5	3	2	31	4/27	82.7
DOLPHINS	279	170	2196	60.9	19	17	79t	23/187	82.9
OPPONENTS	375	200	2335	53.3	9	21	62t	40/314	57.1

Mandich	21	217	10.3	32t	4
Seiple	10	84	8.4	15	0
Nottingham	9	66	7.3	18	0
Tillman	5	60	12.0	16	0
Ginn	3	21	7.0	8	0
Malone	2	47	23.5	43	0
Morris	2	15	7.5	10	0
DOLPHINS	170	2196	12.9	79t	19
OPPONENTS	200	2335	11.7	62t	9

INTERCEPTIONS	NO.	YDS.	AVG.	LG	TD
Scott	6	60	10.0	38	0
Johnson	4	41	10.3	17	0
Babb	4	18	4.5	18	0
Matheson	3	32	10.7	22	0
Rhone	2	2	1.0	2	0
Towle	1	16	16.0	16	0
Kolen	1	14	14.0	14	0
DOLPHINS	21	183	8.7	38	0
OPPONENTS	17	214	12.6	50	1

PUNTING	NO.	YDS.	AVG.	LG	BK
Seiple	65	2506	38.6	61	0
DOLPHINS	65	2506	38.6	61	0
OPPONENTS	72	2880	40.0	57	1

PUNT RET.	NO.	YDS.	AVG.	LG	TD
Solomon	26	320	12.3	50t	1
N. Moore	8	80	10.0	29	0
Babb	7	95	13.6	46	0
Scott	1	10	10.0	10	0
Ginn	1	4	4.0	4	0
DOLPHINS	43	509	11.8	50t	1
OPPONENTS	34	373	11.0	83t	1

KICKOFF RET.	NO.	YDS.	AVG.	LG	TD
Solomon	17	348	20.5	31	0
N. Moore	9	243	27.0	42	0
Ginn	9	235	26.1	39	0
Nottingham	3	80	26.7	27	0
Winfrey	1	25	25.0	25	0
Malone	1	18	18.0	18	0
DOLPHINS	40	949	23.7	42	0
OPPONENTS	65	1549	23.8	102t	1

SCORING	Ru	Pa	Rt	PAT	FG	S	TP
Yepremian	0	0	0	40/46	13/16	0	79
Nottingham	12	0	0	0	0	0	72
Bulaich	5	5	0	0	0	0	60
Mandich	0	4	0	0	0	0	24
N. Moore	0	4	0	0	0	0	24
Morris	4	0	0	0	0	0	24
Twilley	0	4	0	0	0	0	24
Malone	3	0	0	0	0	0	18
Solomon	0	2	1	0	0	0	18
Griese	1	0	0	0	0	0	6
Strock	1	0	0	0	0	0	6
Reese	0	0	0	0	0	1	2
DOLPHINS	26	19	1	40/46	13/16	1	357
OPPONENTS	15	9	3	25/27	11/21	1	222

FIELD GOALS	1-19	20-29	30-39	40-49	50+
Yepremian	1/1	5/5	6/7	1/2	0/1
DOLPHINS	1/1	5/5	6/7	1/2	0/1
OPPONENTS	0/0	3/5	4/6	4/10	0/0

SACKS
Den Herder 11.0, Crowder 7.5, Reese 7.5, Stanfill 6.5, Matheson 2.0, Andrews 1.5, Johnson 1.0, Kolen 1.0, Rhone 1.0, Swift 1.0.
DOLPHINS 40.0, OPPONENTS 23.0

USUAL STARTERS
OFFENSE
WR Howard Twilley (8)
LT *Freddie Solomon (5)
LG Wayne Moore (14)
C Bob Kuechenberg (14)
RG Jim Langer (14)
RT Larry Little (14)
TE Norm Evans (13)
TE Andre Tillman (8)
TE Jim Mandich (6)
WR Nat Moore (14)
QB Bob Griese (10)
RB Mercury Morris (14)
FB Don Nottingham (13)

DEFENSE
LDE Vern Den Herder (14)
LDT Randy Crowder (11)
RDT Don Reese (11)
RDE Bill Stanfill (8)
RDE *Steve Towle (4)
LLB Doug Swift (13)
MLB Mike Klen (9)
RLB Bob Matheson (13)
LCB Tim Foley (9)
RCB Curtis Johnson (14)
SS Charlie Babb (14)
FS Jake Scott (14)

boldface indicates Pro Bowl performer
* indicates rookie

1976 FINAL STATISTICS (6-8)

DATE	OPPONENT	SCORE	W/L	ATT.
9/13	at Buffalo	30-21	W	77,683
9/19	at New England	14-30	L	46,053
9/26	N.Y. JETS	16-0	W	49,754
10/3	LOS ANGELES	28-31	L	60,753
10/10	at Baltimore	14-28	L	58,832
10/17	KANSAS CITY	17-20(OT)	L	43,325
10/24	at Tampa Bay	23-20	W	59,155
10/31	NEW ENGLAND	10-3	W	52,863
11/7	at N.Y. Jets	27-7	W	53,344
11/14	at Pittsburgh	3-14	L	48,945
11/22	BALTIMORE	16-17	L	62,104
11/28	at Cleveland	13-17	L	74,715
12/5	BUFFALO	45-27	W	43,475
12/11	MINNESOTA	7-29	L	46,453

TEAM STATISTICS	MIA.	OPP.
TOTAL FIRST DOWNS	267	268
By Rushing	122	125
By Passing	125	131
By Penalty	20	12
TOTAL NET YARDS	4386	5081
Average Per Game	313.3	362.9
Total Plays	874	892
Average Per Play	5.0	5.7
NET YARDS RUSHING	2118	2411
Average Per Game	151.3	172.2
Total Rushes	491	525
NET YARDS PASSING	2268	2670
Average Per Game	162.0	190.7
Tackled/Yards Lost	37/336	20/193
Gross Yards	2604	2863
Attempts/Completions	346/193	347/195
Completion Percentage	55.8	56.2
Had Intercepted	15	11
PUNTS/AVERAGE	62/38.2	63/41.1
PENALTIES/YARDS	70/582	94/716
FUMBLES/BALL LOST	14/8	31/18
TOUCHDOWNS	31	34
By Rushing	15	14
By Passing	15	20
By Returns	1	0

Score By Quarters	1	2	3	4	OT	Total
DOLPHINS	27	98	64	74	0	263
OPPONENTS	31	93	62	75	3	264

RUSHING	NO.	YDS.	AVG.	LG	TD
Malone	186	797	4.3	31	4
Bulaich	122	540	4.4	35	4
Winfrey	52	205	3.9	13	1
Nottingham	63	185	2.9	13	3
Griese	23	108	4.7	26	0
Davis	31	160	5.2	57	1
N. Moore	4	36	9.0	21	0
Seiple	3	14	4.7	7	0
Solomon	4	60	15.0	59	1
Strock	2	13	6.5	11	1
Heath	1	0	0.0	0	0
DOLPHINS	491	2118	4.3	59	15
OPPONENTS	525	2411	4.6	75	14

RECEIVING	NO.	YDS.	AVG.	LG	TD
N. Moore	33	625	18.9	67	4
Bulaich	28	151	5.4	25	0
Solomon	27	453	16.8	53	2

PASSING	ATT.	COMP.	YDS.	PCT.	TD	INT.	LG	SCK/LST	RATING
Griese	272	162	2097	59.6	11	12	47	30/266	78.9
Strock	47	21	359	44.7	3	2	53	4/41	74.6
Morrall	26	10	148	38.5	1	1	67	3/29	54.7
Solomon	1	0	0	0.0	0	0	0	0.0	39.6
DOLPHINS	346	193	2604	55.8	15	15	67	37/336	76.4
OPPONENTS	347	195	2863	56.2	20	11	64	20/193	89.0

Harris	22	372	16.9	44	1
Mandich	22	260	11.8	31	4
Twilley	14	214	15.3	39	1
Tillman	13	130	10.0	16	1
Seiple	10	138	13.8	25	1
Malone	9	103	11.4	36	0
Winfrey	6	55	9.2	16	1
Nottingham	4	33	8.3	29	0
Davis	2	8	4.0	6	0
McCreary	2	51	25.5	30	0
Holmes	1	11	11.0	11	0
DOLPHINS	193	2604	13.5	67	15
OPPONENTS	195	2863	14.7	64	20

INTERCEPTIONS	NO.	YDS.	AVG.	LG	TD
Ellis	2	40	20.0	40	0
Matheson	2	34	17.0	34	0
Babb	2	20	10.0	20	0
White	2	4	2.0	4	0
Anderson	1	32	32.0	32	0
Johnson	1	14	14.0	14	0
Salter	1	0	0.0	0	0
DOLPHINS	11	144	13.1	40	0
OPPONENTS	15	128	8.5	33	0

PUNTING	NO.	YDS.	AVG.	LG	BK
Seiple	62	2366	38.2	56	0
DOLPHINS	62	2366	38.2	56	0
OPPONENTS	63	2593	41.2	56	0

PUNT RET.	NO.	YDS.	AVG.	LG	TD
Solomon	13	205	15.8	79	1
Harris	9	79	8.7	16	0
N. Moore	8	72	9.0	23	0
Babb	3	38	12.7	25	0
Anderson	2	21	10.5	11	0
DOLPHINS	35	415	11.9	79	1
OPPONENTS	34	272	8.0	28	0

KICKOFF RET.	NO.	YDS.	AVG.	LG	TD
Davis	26	617	23.7	47	0
Harris	17	559	32.9	69	0
Nottingham	6	107	17.8	21	0
N. Moore	2	28	14.0	28	0
Winfrey	2	24	12.0	13	0
Solomon	1	12	12.0	12	0
Tillman	1	0	0.0	0	0
DOLPHINS	55	1347	24.5	69	0
OPPONENTS	57	1231	21.6	79	0

SCORING	Ru	Pa	Rt	PAI	FG	S	TP
Yepremian	0	0	0	29/31	16/23	0	77
Bulaich	4	0	0	0	0	0	24
Malone	4	0	0	0	0	0	24
Mandich	0	4	0	0	0	0	24
N. Moore	0	4	0	0	0	0	24
Solomon	1	2	1	0	0	0	24
Nottingham	3	0	0	0	0	0	18
Winfrey	1	1	0	0	0	0	12
Davis	1	0	0	0	0	0	6
Harris	0	1	0	0	0	0	6
Seiple	0	1	0	0	0	0	6
Strock	1	0	0	0	0	0	6
Tillman	0	1	0	0	0	0	6
Twilley	0	1	0	0	0	0	6
DOLPHINS	15	15	1	29/31	16/23	0	263
OPPONENTS	14	20	0	30/34	10/21	0	264

FIELD GOALS	1-19	20-29	30-39	40-49	50+
Yepremian	0/0	9/10	2/4	4/8	1/1
DOLPHINS	0/0	9/10	2/4	4/8	1/1
OPPONENTS	2/2	4/8	2/5	2/6	0/0

SACKS
Reese 4.0, Stanfill 4.0, Den Herder 3.0, Andrews 2.0, Crowder 2.0, Buoniconti 1.0, Heinz 1.0, Matheson 1.0, Towle 1.0, Babb 0.5, Gordon 0.5.
DOLPHINS 20.0, OPPONENTS 37.0

USUAL STARTERS
WR Nat Moore (9)
LT Wayne Moore (14)
LG Bob Kuechenberg (10)
C Jim Langer (14)
RG Larry Little (10)
RT Darryl Carlton (8)
TE Larry Little (4)
TE Andre Tillman (14)
WR Freddie Solomon (7)
QB Howard Twilley (6)
QB Bob Griese (13)
RB Benny Malone (12)
FB Don Nottingham (8)
FB Norm Bulaich (6)

DEFENSE
LDE Vern Den Herder (14)
LDT Randy Crowder (14)
RDT Don Reese (6)
DB Bob Heinz (4)
RDE John Andrews (4)
DB Don Reese (3)
Bill Stanfill (3)
LLB Larry Gordon (14)
MLB Steve Towle (12)
RLB Bob Matheson (11)
LCB Jerris White (14)
RCB Curtis Johnson (9)
SS Charlie Babb (14)
FS Barry Hill (6)
Bryant Salter (6)

boldface indicates Pro Bowl performer
* indicates rookie

1977 FINAL STATISTICS (10-4)

DATE	OPPONENT	SCORE	W/L	ATT.
9/18	at Buffalo	13-0	W	76,097
9/25	at San Francisco	19-15	W	40,503
10/2	HOUSTON	27-7	W	49,619
10/9	at Baltimore	28-45	L	57,005
10/16	N.Y. JETS	21-17	W	43,446
10/23	SEATTLE	31-13	W	48,858
10/30	SAN DIEGO	13-14	L	40,670
11/6	at N.Y. Jets	14-10	W	51,582
11/13	NEW ENGLAND	17-5	W	67,502
11/20	at Cincinnati	17-23	L	46,733
11/24	at St. Louis	55-14	W	50,269
12/5	BALTIMORE	17-6	W	68,977
12/11	at New England	10-14	L	61,064
12/17	BUFFALO	31-14	W	39,626

TEAM STATISTICS	MIA.	OPP.
TOTAL FIRST DOWNS	267	227
By Rushing	143	101
By Passing	107	117
By Penalty	17	9
Third Down: Made/Att.	78/172	88/199
TOTAL NET YARDS	4327	3982
Average Per Game	309.1	284.4
Total Plays	866	901
Average Per Play	5.0	4.4
NET YARDS RUSHING	2366	1749
Average Per Game	169.0	124.9
Total Rushes	519	467
NET YARDS PASSING	1961	2233
Average Per Game	140.1	159.5
Tackled/Yards Lost	36/303	20/160
Gross Yards	2264	2393
Attempts/Completions	311/182	414/226
Completion Percentage	58.5	54.6
Had Intercepted	14	15
PUNTS/AVERAGE	58/36.9	67/38.5
PENALTIES/YARDS	59/432	82/644
FUMBLES/BALL LOST	22/13	37/18
TOUCHDOWNS	41	23
By Rushing	18	12
By Passing	22	10
By Returns	1	1

Score By Quarters	1	2	3	4	OT	Total
DOLPHINS	86	113	60	54	0	313
OPPONENTS	52	48	33	64	0	197

RUSHING	NO.	YDS.	AVG.	LG	TD
Malone	129	615	4.8	66	5
Davis	126	533	4.2	60	2
L. Harris	91	417	4.6	77	4
Bulaich	91	416	4.6	29	4
Nottingham	44	214	4.9	13	2
Moore	14	89	6.4	24	1
Solomon	6	43	7.2	14	0
Griese	16	30	1.9	13	0
T. Anderson	1	11	11.0	11	0
Michel	1	-2	-2.0	-2	0
DOLPHINS	519	2366	4.6	77	18
OPPONENTS	467	1749	3.7	64	12

RECEIVING	NO.	YDS.	AVG.	LG	TD
Moore	52	765	14.7	73	12
D. Harris	34	601	17.7	47	5
Bulaich	25	180	7.2	14	0
Tillman	17	169	10.0	37	2
Davis	14	151	10.8	32	1
Solomon	12	181	15.1	54	1

PASSING	ATT.	COMP.	YDS.	PCT.	TD	INT.	LG	SCK/LST	RATING
Griese	307	180	2252	58.6	22	13	73	36/303	87.7
Strock	4	2	12	50.0	0	1	9	0/0	16.7
DOLPHINS	311	182	2264	58.5	22	14	73	36/303	86.1
OPPONENTS	414	226	2393	54.6	10	15	47	20/160	64.6

Nottingham	8	58	7.3	16	0
L. Harris	7	29	4.1	11	0
Mandich	6	63	10.5	15	0
Malone	4	58	14.5	35	0
McCreary	2	10	5.0	9	1
Seiple	1	-1	-1.0	-1	0
DOLPHINS	182	2264	12.4	73	22
OPPONENTS	226	2393	10.6	47	10

INTERCEPTIONS	NO.	YDS.	AVG.	LG	TD
Johnson	4	35	8.8	19	0
Thomas	3	23	7.7	23	0
Foley	3	17	5.7	17	0
Gordon	1	27	27.0	27	0
Babb	1	15	15.0	15	0
Matheson	1	7	7.0	7	0
Roberson	1	0	0.0	0	0
Voik	1	0	0.0	0	0
DOLPHINS	15	124	8.3	27	0
OPPONENTS	14	238	17.0	34	0

PUNTING	NO.	YDS.	AVG.	LG	BK
Michel	35	1338	38.2	61	0
Seiple	22	801	36.4	54	1
DOLPHINS	58	2139	36.9	61	1
OPPONENTS	67	2581	38.5	60	0

PUNT RET.	NO.	YDS.	AVG.	LG	TD
Solomon	32	285	8.9	39	0
D. Anderson	4	3	0.7	3	0
Babb	2	10	5.0	7	0
Davis	1	11	11.0	11	0
T. Anderson	1	6	6.0	6	0
DOLPHINS	40	315	7.9	39	0
OPPONENTS	29	267	9.2	49	0

KICKOFF RET.	NO.	YDS.	AVG.	LG	TD
Davis	14	414	29.6	73	0
Solomon	10	273	27.3	90	1
T. Anderson	7	167	23.9	40	0
D. Harris	4	91	22.8	31	0
Nottingham	2	36	18.0	18	0
McCreary	1	30	30.0	30	0
DOLPHINS	38	1011	26.6	90	1
OPPONENTS	59	1281	21.7	32	0

SCORING	Ru	Pa	Rt	PAT	FG	S	PT
Moore	1	12	0	0	0	0	78
Yepremian	0	0	0	37/41	10/22	0	67
D. Harris	0	5	0	0	0	0	30
Malone	5	0	0	0	0	0	30
Bulaich	4	0	0	0	0	0	24
L. Harris	4	0	0	0	0	0	24
Davis	2	1	0	0	0	0	18
Nottingham	2	0	0	0	0	0	12
Solomon	0	1	1	0	0	0	12
Tillman	0	2	0	0	0	0	12
McCreary	0	1	0	0	0	0	6
Michel	0	0	0	0/1	0	0	0
DOLPHINS	18	22	1	37/42	10/22	0	313
OPPONENTS	12	10	1	21/23	12/20	0	197

FIELD GOALS	1-19	20-29	30-39	40-49	50+
Yepremian	0/0	3/4	5/7	2/9	0/2
DOLPHINS	0/0	3/4	5/7	2/9	0/2
OPPONENTS	1/1	2/2	4/5	5/10	0/2

SACKS
Duhe 7.0, Baumhower 4.0, Bokamper 2.5, Gordon 2.0, Matheson 2.0, Den Herder 1.5, Babb 1.0.
DOLPHINS 20.0, OPPONENTS 36.0

USUAL STARTERS
OFFENSE
WR Nat Moore (14)
LT Wayne Moore (14)
LG Bob Kuechenberg (12)
C Jim Langer (14)
RG Larry Little (13)
RT Mike Current (14)
TE Andre Tillman (14)
WR Freddie Solomon (6)
QB Duriel Harris (4)
RB Lloyd McCreary (4)
QB Bob Griese (14)
RB Benny Malone (8)
FB Gary Davis (6)
FB Norm Bulaich (7)
FB *Leroy Harris (5)

DEFENSE
LDE Vern Den Herder (11)
NT *Bob Baumhower (14)
RDE *A.J. Duhe (14)
LOLB Kim Bokamper (14)
LILB Steve Towle (7)
LOLB Mike Kolen (4)
RILB Bob Matheson (8)
LOLB Steve Towle (5)
ROLB Larry Gordon (14)
LCB Norris Thomas (10)
RCB Curtis Johnson (14)
SS Tim Foley (10)
FS Vern Roberson (9)
FS Charlie Babb (4)

boldface indicates Pro Bowl performer
* indicates rookie

1978 FINAL STATISTICS (11-5)

DATE	OPPONENT	SCORE	W/L	ATT.
9/3	at N.Y. Jets	20-33	L	49,598
9/10	at Baltimore	42-0	W	46,426
9/17	BUFFALO	31-24	W	48,373
9/24	at Philadelphia	3-17	L	62,998
10/1	ST. LOUIS	24-10	W	43,882
10/9	CINCINNATI	21-0	W	54,729
10/15	at San Diego	28-21	W	50,637
10/22	at New England	24-33	L	60,424
10/29	BALTIMORE	26-8	W	53,524
11/5	DALLAS	23-16	W	70,414
11/12	at Buffalo	25-24	W	48,623
11/20	at Houston	30-35	L	50,290
11/26	N.Y. JETS	13-24	L	49,255
12/3	at Washington	16-0	W	52,860
12/10	OAKLAND	23-6	W	73,003
12/18	NEW ENGLAND	23-3	W	72,071

TEAM STATISTICS	MIA.	OPP.
TOTAL FIRST DOWNS	270	298
By Rushing	119	120
By Passing	135	156
By Penalty	16	22
Third Down: Made/Att.	98/215	88/205
TOTAL NET YARDS	4835	5169
Average Per Game	302.2	323.1
Total Plays	954	1021
Average Per Play	5.1	5.1
NET YARDS RUSHING	2366	2261
Average Per Game	147.9	141.3
Total Rushes	548	543
NET YARDS PASSING	2469	2908
Average Per Game	154.3	181.8
Tackled/Yards Lost	27/238	41/343
Gross Yards	2707	3251
Attempts/Completions	379/226	437/256
Completion Percentage	59.6	58.6
Had Intercepted	18	32
PUNTS/AVERAGE	81/40.3	74/37.0
PENALTIES/YARDS	74/603	99/865
FUMBLES/BALL LOST	24/12	37/21
TOUCHDOWNS	45	30
By Rushing	18	15
By Passing	24	15
By Returns	3	0

Score By Quarters	1	2	3	4	OT	Total
DOLPHINS	101	126	68	77	0	372
OPPONENTS	24	87	64	79	0	254

RUSHING	NO.	YDS.	AVG.	LG	TD
Williams	272	1258	4.6	58t	8
L. Harris	123	512	4.2	51	2
Davis	62	313	5.0	65t	3
Bulaich	40	196	4.9	63	2
Braxton	20	48	2.4	15	2
Strock	10	23	2.3	12	0
Malone	6	18	3.0	7	1
Griese	9	10	1.1	9	0
Benjamin	1	-2	-2.0	-2	0
Moore	4	-3	-0.8	3	0
Roberts	1	-7	-7.0	-7	0
DOLPHINS	548	2366	4.3	65t	18
OPPONENTS	543	2261	4.2	81t	15

RECEIVING	NO.	YDS.	AVG.	LG	TD
Moore	48	645	13.5	47	10

D. Harris	45	654	14.5	63t	3
Tillman	31	398	12.8	33	3
L. Harris	25	211	8.4	57	0
Davis	24	218	9.1	34	0
Williams	18	192	10.7	42	0
Bulaich	16	92	5.8	22	0
Cefalo	6	145	24.2	43	3
Braxton	4	47	11.8	19	0
Hardy	4	32	8.0	15	2
McCreary	3	27	9.0	12	2
Rather	1	39	39.0	39	0
Den Herder	1	7	7.0	7t	1

DOLPHINS	226	2707	12.0	63t	24
OPPONENTS	256	3251	12.7	92t	15

INTERCEPTIONS	NO.	YDS.	AVG.	LG	TD
Foley	6	12	2.0	8	0
Small	4	157	39.3	46t	1
Volk	4	42	10.5	24	0
Babb	3	61	20.3	36	0
Gordon	3	35	11.7	22	0
Johnson	3	-2	-0.7	0	0
Thomas	2	63	31.5	53t	1
Rhone	2	4	2.0	4	0
Chambers	1	49	49.0	49	0
Cornelius	1	21	21.0	21	0
Towle	1	14	14.0	14	0
Bokamper	1	2	2.0	2	0
Baumhower	1	0	0.0	0	0

DOLPHINS	32	458	14.3	53t	2
OPPONENTS	18	224	12.4	33	0

PUNTING	NO.	YDS.	AVG.	LG	BK
Roberts	81	3263	40.3	59	0
DOLPHINS	81	3263	40.3	59	0
OPPONENTS	74	2741	37.0	58	2

PUNT RET.	NO.	YDS.	AVG.	LG	TD
Cefalo	28	232	8.3	26	0
Babb	9	57	6.3	14	0
Davis	2	36	18.0	25	0
Moore	1	11	11.0	11	0
Cornelius	1	5	5.0	5	0
DOLPHINS	41	341	8.3	26	0
OPPONENTS	42	303	7.2	34	0

KICKOFF RET.	NO.	YDS.	AVG.	LG	TD
D. Harris	29	657	22.7	53	0
Davis	13	251	19.3	27	0
Anderson	7	157	22.4	31	0
Cefalo	2	40	20.0	21	0
Hardy	2	27	13.5	15	0
DOLPHINS	53	1132	21.4	53	0
OPPONENTS	70	1459	20.8	39	0

SCORING	Ru	Pa	Rt	PAT	FG	S	TP
Yepremian	0	0	0	41/45	19/23	0	98
Moore	0	10	0	0	0	0	60
Williams	8	0	0	0	0	0	48
Cefalo	0	3	0	0	0	0	18
Davis	3	0	0	0	0	0	18
D. Harris	0	3	0	0	0	0	18
Tillman	0	3	0	0	0	0	18
Braxton	2	0	0	0	0	0	12
Bulaich	2	0	0	0	0	0	12
Hardy	0	2	0	0	0	0	12

Harris	2	0	0	0	0	0	12
McCreary	0	2	0	0	0	0	12
Baumhower	0	0	1	0	0	0	6
Den Herder	0	1	0	0	0	0	6
Malone	1	0	0	0	0	0	6
Small	0	0	1	0	0	0	6
Thomas	0	0	1	0	0	0	6
Bokamper	0	0	0	0	0	1	2
DuHe	0	0	0	0	0	1	2

DOLPHINS	18	24	3	41/45	19/23	2	372
OPPONENTS	15	15	0	28/30	14/21	1	254

FIELD GOALS	1-19	20-29	30-39	40-49	50+
Yepremian	0/0	4/5	10/11	5/7	0/0

DOLPHINS	NO.	YDS.	AVG.	LG	TD
DOLPHINS	0/0	4/5	10/11	5/7	0/0
OPPONENTS	1/1	4/6	6/8	3/6	0/0

SACKS

Den Herder	9.0	Bokamper	8.0	DuHe	8.0
Gordon	4.5	Bettors	4.0	Chambers	1.5
Baumhower	1.5	Matheson	1.5	Babb	1.0
Barisch	1.0	Simpson	1.0		

DOLPHINS 41.0, OPPONENTS 27.0

USUAL STARTERS

OFFENSE

WR	DuHe	Harris (15)
LT	Wayne	Moore (9)
	Bob	Kuechenberg (7)
LG	Bob	Kuechenberg (8)
	Ed	Newman (8)
C	Jim	Langer (16)
RG	Larry	Little (15)
RT	Mike	Current (15)
TE	Andre	Tillman (16)
WR	Nat	Moore (15)
QB	Bob	Griese (9)
	Don	Strock (7)
RB	Delvin	Williams (15)
FB	Leroy	Harris (11)

DEFENSE

LDE	Vern	Den Herder (16)
NT	Bob	Baumhower (16)
RDE	A.J.	DuHe (10)
LOLB	Kim	Bokamper (16)
LILB	Steve	Towle (13)
RILB	Rusty	Chambers (15)
ROLB	Larry	Gordon (15)
LCB	Norris	Thomas (16)
RCB	Curtis	Johnson (12)
SS	Tim	Foley (16)
FS	Rick	Volk (13)

boldface indicates Pro Bowl performer

* indicates rookie

PASSING	ATT.	COMP.	YDS.	PCT.	TD	INT.	LG	SCK/LST	RATING
Griese	235	148	1791	63.0	11	11	63t	18/165	82.4
Strock	135	72	825	53.3	12	6	57	9/73	83.3
Benjamin	8	6	91	75.0	1	1	43	0/0	112.0
Williams	1	0	0	0.0	0	0	0	0/0	39.6
DOLPHINS	379	226	2707	59.6	24	18	63t	27/238	82.9
OPPONENTS	437	256	3251	58.6	15	32	92t	41/343	62.8

1979 FINAL STATISTICS (10-6)

DATE	OPPONENT	SCORE	W/L	ATT.
9/2	at Buffalo	9-7	W	69,441
9/9	SEATTLE	19-10	W	56,233
9/16	at Minnesota	27-12	W	44,187
9/23	CHICAGO	31-16	W	66,011
9/30	at N.Y. Jets	27-33	L	51,496
10/8	at Oakland	3-13	L	52,419
10/14	BUFFALO	17-7	W	45,597
10/21	at New England	13-28	L	61,096
10/28	GREEN BAY	27-7	W	47,741
11/5	HOUSTON	6-9	L	70,273
11/11	BALTIMORE	19-0	W	50,193
11/18	at Cleveland	24-30(OT)	L	80,374
11/25	at Baltimore	28-24	W	36,016
11/29	NEW ENGLAND	39-24	W	68,174
12/9	at Detroit	28-10	W	78,087
12/15	N.Y. JETS	24-27	L	49,915

TEAM STATISTICS	MIA.	OPP.
TOTAL FIRST DOWNS	297	238
By Rushing	126	87
By Passing	140	135
By Penalty	31	16
Third Down: Made/Att.	99/205	96/213
TOTAL NET YARDS	4950	4439
Average Per Game	309.4	277.4
Total Plays	1006	938
Average Per Play	4.9	4.7
NET YARDS RUSHING	2187	1702
Average Per Game	136.7	106.4
Total Rushes	561	484
NET YARDS PASSING	2763	2737
Average Per Game	172.7	171.1
Tackled/Yards Lost	29/255	36/314
Gross Yards	3018	3051
Attempts/Completions	416/235	418/230
Completion Percentage	56.5	55.0
Had Intercepted	22	23
PUNTS/AVERAGE	71/39.5	77/37.9
PENALTIES/YARDS	79/651	107/834
FUMBLES/BALL LOST	27/15	29/15
TOUCHDOWNS	40	31
By Rushing	19	9
By Passing	20	17
By Returns	1	5

Score By Quarters	1	2	3	4	OT	Total
DOLPHINS	71	75	80	115	0	341
OPPONENTS	24	71	87	69	6	257

RUSHING	NO.	YDS.	AVG.	LG	TD
Csonka	220	837	3.8	22	12
Williams	184	703	3.8	39	3
Davis	98	383	3.9	42	1
Nathan	16	68	4.2	18	0
Torrey	13	61	4.7	17	1
Bulaich	9	37	4.1	9	2
Griese	11	30	2.7	18	0
Moore	3	22	7.3	18	0
Harris	1	20	20.0	20	0
Howell	3	8	2.7	5	0
DOLPHINS	561	2187	3.9	42	19
OPPONENTS	484	1702	3.5	30	9

RECEIVING	NO.	YDS.	AVG.	LG	TD
Moore	48	840	17.5	53	6

PASSING	ATT.	COMP.	YDS.	PCT.	TD	INT.	LG	SCK/LST	RATING
Griese	310	176	2160	56.8	14	16	51	26/221	72.0
Strock	100	56	830	56.0	6	6	53	2/22	78.3
Benjamin	4	3	28	75.0	0	0	17	1/10	93.8
Hardy	1	0	0	0.0	0	0	0	0/0	39.6
Williams	1	0	0	0.0	0	0	0	0/0	39.6
DOLPHINS	416	235	3018	56.5	20	22	53	29/255	73.3
OPPONENTS	418	230	3051	55.0	17	23	78t	36/314	69.0

Harris	42	798	19.0	51	3
Davis	34	215	6.3	18	0
Hardy	30	386	12.8	28	3
Williams	21	175	8.3	38	1
Nathan	17	213	12.5	35	2
Csonka	16	75	4.7	18	1
Cefalo	12	223	18.6	30	3
Bulaich	8	53	6.6	13	1
Howell	3	23	7.7	11	0
Lee	2	14	7.0	10	0
Torrey	2	3	1.5	8	0

DOLPHINS	235	3018	12.8	53	20
OPPONENTS	230	3051	13.3	78t	17

INTERCEPTIONS	NO.	YDS.	AVG.	LG	TD
Colzie	5	86	17.2	56	0
Small	5	74	14.8	40	0
Gordon	2	33	16.5	33	0
Thomas	2	29	14.5	24	0
Rhone	2	17	8.5	10	0
Foley	2	8	4.0	8	0
Matheson	1	28	28.0	28	0
Chambers	1	4	4.0	4	0
Babb	1	3	3.0	3	0
Bokamper	1	3	3.0	3	0
Towle	1	0	0.0	0	0
DOLPHINS	23	285	12.4	56	0
OPPONENTS	22	382	17.4	58t	3

PUNTING	NO.	YDS.	AVG.	LG	BK
Roberts	69	2772	40.2	68	1
von Schamann	1	31	31.0	31	0
DOLPHINS	71	2803	39.5	68	1
OPPONENTS	77	2919	37.9	60	0

PUNT RET.	NO.	YDS.	AVG.	LG	TD
Nathan	28	306	10.9	86t	1
Kozlowski	3	21	7.0	11	0
Cefalo	2	10	5.0	10	0
Babb	1	0	0.0	0	0
DOLPHINS	34	337	9.9	86t	1
OPPONENTS	25	131	5.2	34	0

KICKOFF RET.	NO.	YDS.	AVG.	LG	TD
Nathan	45	1016	22.6	43	0
Kozlowski	4	85	21.2	22	0
Davis	2	27	13.5	16	0
Bessillieu	0	20	-	20	0
DOLPHINS	51	1148	22.5	43	0
OPPONENTS	69	1518	22.0	55	0

SCORING	Ru	Pa	Rt	PAT	FG	S	TP
von Schamann	0	0	0	36/40	21/29	0	99
Csonka	12	1	0	0	0	0	78
Moore	0	6	0	0	0	0	36
Williams	3	1	0	0	0	0	24
Cefalo	0	3	0	0	0	0	18
Hardy	0	3	0	0	0	0	18
Harris	0	3	0	0	0	0	18
Bulaich	2	1	0	0	0	0	18
Nathan	0	2	1	0	0	0	18
Davis	1	0	0	0	0	0	6
Torrey	1	0	0	0	0	0	6
Team	0	0	0	0	0	1	2
DOLPHINS	19	20	1	36/40	21/29	1	341
OPPONENTS	9	17	5	26/30	15/26	0	257

FIELD GOALS	1-19	20-29	30-39	40-49	50+
von Schamann	0/0	8/8	9/14	2/4	2/3
DOLPHINS	0/0	8/8	9/14	2/4	2/3
OPPONENTS	0/0	2/3	7/9	6/14	0/0

SACKS
Den Herder 9.0, Betters 8.0, Baumhower 6.5, Bokamper 4.5, Gordon 3.0, Duhe 2.0, Barisich 1.5, Thomas 1.0, Towle 0.5.
DOLPHINS 36.0, OPPONENTS 29.0

USUAL STARTERS
OFFENSE
WR Durriel Harris (14)
LT Bob Kuechenberg (16)
LG Ed Newman (16)
C Jim Langer (9)
..... Mark Dennard (7)
RG Larry Little (14)
RT Mike Current (16)
TE Bruce Hardy (14)
WR Nat Moore (14)
QB Bob Griese (12)
RB Delvin Williams (13)
FB Larry Csonka (16)

DEFENSE
LDE Vern Den Herder (16)
NT Bob Baumhower (16)
RDE Doug Betters (14)
LOLB Kim Bokamper (13)
LILB Steve Towle (16)
RILB Rusty Chambers (14)
ROLB Larry Gordon (16)
LCB Norris Thomas (16)
RCB Gerald Small (16)
SS Tim Foley (15)
FS Neal Colzie (16)

boldface indicates Pro Bowl performer
* indicates rookie

1980 FINAL STATISTICS (8-8)

DATE	OPPONENT	SCORE	W/L	ATT.
9/7	at Buffalo	7-17	L	79,598
9/14	CINCINNATI	17-16	W	38,322
9/21	at Atlanta	20-17	W	55,479
9/28	NEW ORLEANS	21-16	W	40,946
10/5	BALTIMORE	17-30	L	50,631
10/12	at New England	0-34	L	60,377
10/19	BUFFALO	17-14	W	61,636
10/27	at N.Y. Jets	14-17	L	53,046
11/2	at Oakland	10-16	L	46,378
11/9	at Los Angeles	35-14	W	62,198
11/16	SAN FRANCISCO	17-13	W	45,135
11/20	SAN DIEGO	24-27(OT)	L	63,013
11/30	at Pittsburgh	10-23	L	51,384
12/8	NEW ENGLAND	16-13(OT)	W	63,292
12/14	at Baltimore	24-14	W	30,564
12/20	N.Y. JETS	17-24	L	41,854

TEAM STATISTICS	MIA.	OPP.
TOTAL FIRST DOWNS	284	309
By Rushing	107	107
By Passing	149	185
By Penalty	28	17
Third Down: Made/Att.	90/232	115/239
TOTAL NET YARDS	4564	5224
Average Per Game	285.3	326.5
Total Plays	1015	1062
Average Per Play	4.5	4.9
NET YARDS RUSHING	1876	2018
Average Per Game	117.3	126.1
Total Rushes	492	530
NET YARDS PASSING	2688	3206
Average Per Game	168.0	200.4
Tackled/Yards Lost.	31/265	27/233
Gross Yards	2953	3439
Attempts/Completions.	492/267	505/290
Completion Percentage	54.3	57.4
Had Intercepted	26	28
PUNTS/AVERAGE	79/41.5	72/37.3
PENALTIES/YARDS	74/567	108/923
FUMBLES/BALL LOST	33/16	31/17
TOUCHDOWNS	32	36
By Rushing	9	13
By Passing	21	21
By Returns	2	2

Score By Quarters	1	2	3	4	OT	Total
DOLPHINS	47	65	37	114	3	266
OPPONENTS	54	100	65	83	3	305

RUSHING	NO.	YDS.	AVG.	LG	TD
Williams	187	671	3.6	65	2
Nathan	60	327	5.5	18	1
Robiskie	78	250	3.2	36	2
Woodley	55	214	3.9	17	3
Howell	60	206	3.4	23	1
Bennett	43	187	4.3	19	0
Giaquinto	5	16	3.2	5	0
Testerman	1	5	5.0	5	0
Moore	1	3	3.0	3	0
Griese	1	0	0.0	0	0
Strock	1	-3	-3.0	-3	0
DOLPHINS	492	1876	3.8	65	9
OPPONENTS	530	2018	3.8	53	13

PASSING	ATT.	COMP.	YDS.	PCT.	TD	INT.	LG	SCK/LST	RATING
Woodley	327	176	1850	53.8	14	17	61	17/127	63.1
Griese	100	61	790	61.0	6	4	54	9/89	89.2
Strock	62	30	313	48.4	1	5	33	5/49	35.1
Moore	1	0	0	0.0	0	0	0	0/0	39.6
Nathan	1	0	0	0.0	0	0	0	0/0	39.6
Williams	1	0	0	0.0	0	0	0	0/0	39.6
DOLPHINS	492	267	2953	54.3	21	26	61	31/265	64.6
OPPONENTS	505	290	3439	57.4	21	28	61	27/233	69.1

RECEIVING	NO.	YDS.	AVG.	LG	TD
Nathan	57	588	10.3	61	5
Moore	47	564	12.0	33	7
Harris	33	583	17.7	54	2
Williams	31	207	6.7	19	0
Giaquinto	24	192	8.0	25	1
Hardy	19	159	8.4	19	2
Rose	13	149	11.5	50	0
Robiskie	13	60	4.6	15	0
Cefalo	11	199	18.1	52	1
Lee	7	83	11.9	41	2
Howell	5	38	7.6	13	0
Bailey	4	105	26.3	39	0
Bennett	3	26	8.7	19	1
DOLPHINS	267	2953	11.1	61	21
OPPONENTS	290	3439	11.9	61	21

INTERCEPTIONS	NO.	YDS.	AVG.	LG	TD
Small	7	46	6.6	22	0
McNeal	5	17	3.4	15	0
Bessillieu	4	13	3.3	12	0
Taylor	3	55	18.3	44	0
Rhone	3	33	11.0	12	0
Blackwood	3	0	0.0	0	0
Ortega	1	17	17.0	17	0
Gordon	1	11	11.0	11	0
Bokamper	1	6	6.0	6	0
DOLPHINS	28	198	7.1	44	0
OPPONENTS	26	386	14.8	71	1

PUNTING	NO.	YDS.	AVG.	LG	BK
Roberts	77	3279	42.6	71	2
DOLPHINS	79	3279	41.5	71	2
OPPONENTS	72	2684	37.3	69	1

PUNT RET.	NO.	YDS.	AVG.	LG	TD
Nathan	23	178	7.7	30	0
Giaquinto	7	35	5.0	15	0
Bessillieu	1	0	0.0	0	0
Blackwood	1	0	0.0	0	0
DOLPHINS	32	213	6.7	30	0
OPPONENTS	42	339	8.1	35	0

KICKOFF RET.	NO.	YDS.	AVG.	LG	TD
Bessillieu	40	890	22.3	87	0
Giaquinto	9	146	16.2	22	0
Nathan	5	102	20.4	31	0
Harris	5	89	17.8	22	0
Barnett	1	7	7.0	7	0
Allen	1	0	0.0	0	0
DOLPHINS	61	1234	20.2	87	0
OPPONENTS	53	1210	22.8	52	0

SCORING	Ru	Pa	Rt	PAT	FG	S	TP
von Schamann	0	0	0	32/32	14/23	0	74
Moore	0	7	0	0	0	0	42
Nathan	1	5	0	0	0	0	36
Woodley	3	0	0	0	0	0	18
Giaquinto	0	1	0	0	0	0	12
Hardy	0	2	0	0	0	0	12
Harris	0	2	0	0	0	0	12
Lee	0	2	0	0	0	0	12
Robiskie	2	0	0	0	0	0	12
Williams	2	0	0	0	0	0	12

Bennett	0	1	0	0	0	0	6
Bessillieu	0	0	1	0	0	0	6
Cefalo	0	1	0	0	0	0	6
Howell	1	0	0	0	0	0	6

DOLPHINS	9	21	2	32/32	14/23	0	266
OPPONENTS	13	21	2	33/36	18/25	1	305

FIELD GOALS	1-19	20-29	30-39	40-49	50+
von Schamann	0/0	9/10	3/5	2/5	0/3
DOLPHINS	0/0	9/10	3/5	2/5	0/3
OPPONENTS	0/1	2/2	12/14	4/8	0/1

SACKS	
Bokamper 5.5, Duhe 5.5, Baumhower 4.0, Betters 4.0, Gordon 3.0, Bessillieu 2.0, Den Herder 2.0, Rhone 1.0.	
DOLPHINS 27.0, OPPONENTS 31.0	

USUAL STARTERS	
OFFENSE	
WR	Nat Moore (16)
LT	Jon Giesler (10)
LG	Bob Kuechenberg (16)
C	Mark Dennard (16)
RG	Ed Newman (16)
RT	Eric Laakso (16)
TE	Bruce Hardy (12)
TE	Ronnie Lee (13)
QB	*David Woodley (11)
RB	Delvin Williams (10)
FB	Steve Howell (8)
	Terry Robiskie (5)

DEFENSE	
LDE	Vern Den Herder (16)
NT	Bob Baumhower (16)
RDE	Doug Betters (16)
LOLB	Kim Bokamper (16)
LILB	Rusty Chambers (8)
	Ralph Ortega (6)
RILB	A.J. Duhe (14)
ROLB	Larry Gordon (14)
LCB	*Don McNeal (13)
RCB	Gerald Small (16)
SS	Glenn Blackwood (15)
FS	Don Bessillieu (13)

boldface indicates Pro Bowl performer
* indicates rookie

1981 FINAL STATISTICS (11-4-1)

DATE	OPPONENT	SCORE	W/L	ATT.
9/6	at St. Louis	20-7	W	50,351
9/10	PITTSBURGH	30-10	W	74,190
9/20	at Houston	16-10	W	47,379
9/27	at Baltimore	31-28	W	41,630
10/4	N.Y. JETS	28-28(OT)	T	68,723
10/12	N.Y. Jets	21-31	L	78,576
10/18	WASHINGTON	13-10	W	47,367
10/25	at Dallas	27-28	L	64,221
11/1	BALTIMORE	27-10	W	46,061
11/8	at New England	30-27(OT)	W	60,436
11/15	OAKLAND	17-33	L	61,777
11/22	at N.Y. Jets	15-16	L	59,962
11/30	PHILADELPHIA	13-10	W	67,797
12/6	NEW ENGLAND	24-14	W	50,421
12/13	at Kansas City	17-7	W	57,407
12/19	BUFFALO	16-6	W	72,956

TEAM STATISTICS	MIA.	OPP.
TOTAL FIRST DOWNS	306	296
By Rushing	123	124
By Passing	157	160
By Penalty	26	12
Third Down: Made/Att.	86/225	81/214
TOTAL NET YARDS	5322	5363
Average Per Game	332.6	335.2
Total Plays	1063	1039
Average Per Play	5.0	5.2
NET YARDS RUSHING	2173	2032
Average Per Game	135.8	127.0
Total Rushes	535	492
NET YARDS PASSING	3149	3331
Average Per Game	196.8	208.2
Tackled/Yards Lost	30/236	38/314
Gross Yards	3385	3645
Attempts/Completions	498/271	509/297
Completion Percentage	54.4	58.3
Had Intercepted	21	18
PUNTS/AVERAGE	83/40.8	87/41.0
PENALTIES/YARDS	71/541	104/886
FUMBLES/BALL LOST	26/10	30/15
TOUCHDOWNS	39	33
By Rushing	18	10
By Passing	18	23
By Returns	3	0

Score By Quarters	1	2	3	4	OT	Total
DOLPHINS	41	110	97	94	3	345
OPPONENTS	72	92	30	81	0	275

RUSHING	NO.	YDS.	AVG.	LG	TD
Nathan	147	782	5.3	46	5
Franklin	201	711	3.5	29	7
Woodley	63	272	4.3	26	4
Hill	37	146	3.9	24	1
Vigorito	35	116	3.3	30	1
Bennett	28	104	3.7	12	0
Giaquinto	3	31	10.3	20	0
Howell	5	21	4.2	9	0
Orosz	1	13	13.0	13	0
Moore	1	3	3.0	3	0
Strock	14	-26	-1.9	9	0
DOLPHINS	535	2173	4.1	46	18
OPPONENTS	492	2032	4.1	28	10

RECEIVING	NO.	YDS.	AVG.	LG	TD
Harris	53	911	17.2	55	2

Nathan	50	452	9.0	31	3
Vigorito	33	237	7.2	31	2
Cefalo	29	631	21.8	69	3
Moore	26	452	17.4	52	2
Rose	23	316	13.7	50	2
Hardy	15	174	11.6	21	0
Lee	14	64	4.6	11	1
Hill	12	73	6.1	16	1
Giaquinto	7	38	5.4	16	1
Bennett	4	22	5.5	10	0
Franklin	3	6	2.0	3	1
Howell	2	9	4.5	5	0

DOLPHINS	271	3385	12.5	69	18
OPPONENTS	297	3645	12.3	76	23

INTERCEPTIONS	NO.	YDS.	AVG.	LG	TD
G. Blackwood	4	124	31.0	39	0
Kozlowski	3	37	12.3	29	0
Rhone	3	35	11.7	16	0
L. Blackwood	3	12	4.0	11	0
Brudzinski	2	35	17.5	19	0
Duhe	1	11	11.0	11	0
Walker	1	0	0.0	0	0
Bessillieu	1	0	0.0	0	0

DOLPHINS	18	254	14.1	39	0
OPPONENTS	21	288	13.7	39	0

PUNTING	NO.	YDS.	AVG.	LG	BK
Orosz	83	3386	40.8	61	0
DOLPHINS	83	3386	40.8	61	0
OPPONENTS	87	3565	41.0	59	0

PUNT RET.	NO.	YDS.	AVG.	LG	TD
Vigorito	36	379	10.5	87	1
Walker	5	50	10.0	17	0
G. Blackwood	2	8	4.0	6	0
Bessillieu	1	12	12.0	12	0
Kozlowski	1	9	9.0	9	0
DOLPHINS	45	458	10.2	87	1
OPPONENTS	45	286	6.4	22	0

KICKOFF RET.	NO.	YDS.	AVG.	LG	TD
Walker	38	932	24.5	90	1
Bessillieu	7	114	16.3	30	0
Vigorito	4	84	12.0	25	0
Kozlowski	1	40	40.0	40	0
Giaquinto	1	22	22.0	22	0
Harris	1	20	20.0	20	0
Hill	1	20	20.0	20	0
Rose	1	5	5.0	5	0
DOLPHINS	54	1228	22.7	90	1
OPPONENTS	61	1218	20.0	41	0

SCORING	Ru	Pa	Rt	PAT	FG	S	TP
von Schamann	0	0	0	37/38	24/31	0	109
Nathan	5	3	0	0	0	0	48
Franklin	7	1	0	0	0	0	48
Woodley	4	0	0	0	0	0	24
Vigorito	1	2	1	0	0	0	24
Cefalo	0	3	0	0	0	0	18
Moore	0	2	0	0	0	0	12
Harris	0	2	0	0	0	0	12
Hill	1	1	0	0	0	0	12
Rose	0	2	0	0	0	0	12
Giaquinto	0	1	0	0	0	0	6
Kozlowski	0	0	1	0	0	0	6

Lee	0	1	0	0	0	0	6
Walker	0	0	1	0	0	0	6
Gordon	0	0	0	0	0	1	2
DOLPHINS	18	18	3	37/39	24/31	1	345
OPPONENTS	10	23	0	33/33	14/21	0	275

FIELD GOALS	1-19	20-29	30-39	40-49	50+
von Schamann	0/0	9/9	11/12	4/10	0/0
DOLPHINS	0/0	9/9	11/12	4/10	0/0
OPPONENTS	0/0	4/6	5/5	5/8	0/2

SACKS	1-19	20-29	30-39	40-49	50+
Baumhower	9.0	Bokamper	7.5	Duhe	7.5
Rhone	6.0	Bettors	5.0	Gordon	1.0
Den Herder	1.0	G. Blackwood	1.0		
DOLPHINS	38.0	OPPONENTS	30.0		

USUAL STARTERS	OFFENSE
WR	Duhal Harris (10)
LT	Jon Giesler (16)
LG	Bob Kuechenberg (9)
	Jeff Toews (7)
C	Mark Dennard (11)
RG	Ed Newman (16)
RT	Eric Laakso (16)
TE	Ronnie Lee (16)
WR	Nat Moore (11)
QB	David Woodley (15)
RB	Tony Nathan (11)
FB	*Andra Franklin (12)

DEFENSE	
LDE	Doug Bettors (15)
NT	Bob Baumhower (16)
RDE	Vern Den Herder (13)
LOLB	Bob Brudzinski (16)
LILB	A.J. Duhe (16)
RILB	Earnie Rhone (16)
ROLB	Larry Gordon (16)
LCB	Don McNeal (12)
RCB	Gerald Small (16)
SS	Glenn Blackwood (16)
FS	Lyle Blackwood (10)

boldface indicates Pro Bowl performer
* indicates rookie

PASSING	ATT.	COMP.	YDS.	PCT.	TD	INT.	LG	SCK/LST	RATING
Woodley	366	191	2470	52.2	12	13	69t	24/191	69.8
Strock	130	79	901	60.1	6	8	52	6/45	71.1
Hill	1	1	14	100.0	0	0	14	0/0	118.8
Nathan	1	0	0	0.0	0	0	0	0.0	39.6
DOLPHINS	498	271	3385	54.4	18	21	69t	30/236	70.3
OPPONENTS	509	297	3645	58.3	23	18	76t	38/314	80.2

1982 FINAL STATISTICS (7-2)

DATE	OPPONENT	SCORE	W/L	ATT.
9/12	at N.Y. Jets	45-28	W	53,360
9/19	BALTIMORE	24-20	W	51,999
9/21	at Buffalo	9-7	W	52,945
11/29	at Tampa Bay	17-23	L	54,854
12/5	MINNESOTA	22-14	W	45,721
12/12	at New England	0-3	L	25,716
12/18	N.Y. JETS	20-19	W	67,307
12/27	BUFFALO	27-10	W	73,924
1/2	at Baltimore	34-7	W	19,073

TEAM STATISTICS	MIA.	OPP.
TOTAL FIRST DOWNS	165	147
By Rushing	84	77
By Passing	66	65
By Penalty	15	5
Third Down: Made/Att.	52/124	46/118
Fourth Down: Made/Att.	5/8	8/10
TOTAL NET YARDS	2658	2312
Average Per Game	295.3	256.8
Total Plays	582	548
Average Per Play	4.6	4.2
NET YARDS RUSHING	1344	1285
Average Per Game	149.3	142.8
Total Rushes	333	293
NET YARDS PASSING	1314	1027
Average Per Game	146.0	114.1
Tackled/Yards Lost	12/87	29/254
Gross Yards	1401	1281
Attempts/Completions	238/129	226/119
Completion Percentage	54.2	52.7
Had Intercepted	13	19
PUNTS/AVERAGE	35/38.7	40/40.1
PENALTIES/YARDS	34/240	57/461
FUMBLES/BALL LOST	15/10	17/8
TOUCHDOWNS	22	15
By Rushing	11	7
By Passing	8	7
By Returns	3	1

Score By Quarters	1	2	3	4	OT	Total
DOLPHINS	54	43	64	37	0	198
OPPONENTS	26	58	10	37	0	131

RUSHING	NO.	YDS.	AVG.	LG	TD
Franklin	177	701	4.0	25	7
Nathan	66	233	3.5	15	1
Woodley	36	207	5.8	29	2
Vigorito	19	99	5.2	33	1
Hill	13	51	3.9	13	0
Diana	8	31	3.9	7	0
Bennett	9	15	1.7	5	0
Harris	1	13	13.0	13	0
Strock	3	-9	-3.0	0	0
DOLPHINS	333	1344	4.0	33	11
OPPONENTS	284	1285	4.5	62	7

RECEIVING	NO.	YDS.	AVG.	LG	TD
Vigorito	24	186	7.8	26	0
Harris	22	331	15.0	45	1
Cefalo	17	356	30.9	46	1
Rose	16	182	11.4	44	2
Nathan	16	114	7.1	16	0
Hardy	12	66	5.5	19	2
Moore	8	82	10.3	23	1
Hill	6	33	5.5	10	0

PASSING	ATT.	COMP.	YDS.	PCT.	TD	INT.	LG	SCK/LST	RATING
Woodley	179	98	1080	54.7	5	8	46	10/72	63.5
Strock	55	30	306	54.5	2	5	43	2/5	44.8
Nathan	2	1	15	50.0	1	0	15	0/0	114.6
Hill	1	0	0	0.0	0	0	0	0/0	39.6
Jensen	1	0	0	0.0	0	0	0	0/0	39.6
DOLPHINS	238	129	1401	54.2	8	13	46	12/77	60.8
OPPONENTS	226	119	1281	52.7	7	19	53	29/243	44.9

Franklin	3	9	3.0	6	0
Diana	2	21	10.5	13	0
Lee	2	6	3.0	5	0
Woodley	1	15	15.0	15	1
DOLPHINS	129	1401	10.9	46	8
OPPONENTS	119	1281	10.8	53	7

INTERCEPTIONS	NO.	YDS.	AVG.	LG	TD
McNeal	4	42	10.5	23	1
Walker	3	54	18.0	30	0
G. Blackwood	2	42	21.0	35	1
L. Blackwood	2	41	20.5	21	0
Small	2	41	20.5	21	0
Kozlowski	1	36	36.0	36	0
Gordon	1	15	15.0	15	0
Brudzinski	1	5	5.0	5	0
Rhone	1	4	4.0	4	0
Bokamper	1	1	1.0	1	0
DuHe	1	0	0.0	0	0
DOLPHINS	19	281	14.8	36	2
OPPONENTS	13	96	7.4	51	0

PUNTING	NO.	YDS.	AVG.	LG	BK
Orosz	35	1353	38.7	61	0
DOLPHINS	35	1353	38.7	61	0
OPPONENTS	40	1605	40.1	61	0

PUNT RET.	NO.	YDS.	AVG.	LG	TD
Vigorito	20	192	9.6	59	1
G. Blackwood	2	2	1.0	2	0
DOLPHINS	22	194	8.8	59	1
OPPONENTS	14	77	5.5	22	0

KICKOFF RET.	NO.	YDS.	AVG.	LG	TD
Walker	20	433	21.7	32	0
Heflin	2	49	24.5	31	0
Diana	1	15	15.0	15	0
Kozlowski	1	10	10.0	10	0
DOLPHINS	24	507	21.3	32	0
OPPONENTS	33	704	21.3	66	0

SCORING	Ru	Pa	Rt	PAT	FG	S	TP
von Schamann	0	0	0	21/22	15/20	0	66
Franklin	7	0	0	0	0	0	42
Woodley	2	1	0	0	0	0	18
Hardy	0	2	0	0	0	0	12
Rose	0	2	0	0	0	0	12
Vigorito	1	0	1	0	0	0	12
G. Blackwood	0	0	1	0	0	0	6
Cefalo	0	1	0	0	0	0	6
Harris	0	1	0	0	0	0	6
McNeal	0	0	1	0	0	0	6
Moore	0	1	0	0	0	0	6
Nathan	1	0	0	0	0	0	6
DOLPHINS	11	8	3	21/22	15/20	0	198
OPPONENTS	7	7	1	14/15	9/15	0	131

FIELD GOALS	1-19	20-29	30-39	40-49	50+
von Schamann	0/0	8/9	4/5	3/5	0/1
DOLPHINS	0/0	8/9	4/5	3/5	0/1
OPPONENTS	0/1	2/3	3/6	3/4	1/1

SACKS			
Brudzinski	4.5,	Gordon	4.0, Betters 4.0,

Bokamper 3.5, Duhe 3.0, Baumhower 2.0, G. Blackwood 2.0, Bowser 2.0, Rhone 2.0, L. Blackwood 1.0, Hester 1.0.

DOLPHINS 29.0, OPPONENTS 12.0

USUAL STARTERS	
WR	Jimmy Cefalo (9)
LT	Jon Giesler (9)
LG	Bob Kuechenberg (9)
C	Dwight Stephenson (9)
RG	Ed Newman (8)
RT	Eric Laakso (9)
TE	Ronnie Lee (5)
	Bruce Hardy (5)
WR	Daniel Harris (9)
QB	David Woodley (9)
RB	Tony Nathan (7)
FB	Andra Franklin (9)

DEFENSE	
LDE	Doug Betters (7)
NT	Bob Baumhower (8)
RDE	Kim Bokamper (6)
LOLB	Bob Brudzinski (9)
LILB	A.J. Duhe (9)
RILB	Earnie Rhone (9)
ROLB	Larry Gordon (9)
LCB	Don McNeal (9)
RCB	Gerald Small (9)
SS	Glenn Blackwood (9)
FS	Lyle Blackwood (9)

boldface indicates Pro Bowl performer
* indicates rookie

1983 FINAL STATISTICS (12-4)

DATE	OPPONENT	SCORE	W/L	ATT.
9/4	at Buffalo	12-0	W	78,715
9/11	NEW ENGLAND	34-24	W	59,343
9/19	at L.A. Raiders	14-27	L	57,796
9/25	KANSAS CITY	14-6	W	50,785
10/2	at New Orleans	7-17	L	66,489
10/9	BUFFALO	35-38(OT)	L	59,948
10/16	at N.Y. Jets	32-14	W	58,615
10/23	at Baltimore	21-7	W	32,343
10/30	L.A. RAMS	30-14	W	72,175
11/6	at San Francisco	20-17	W	57,832
11/13	at New England	6-17	L	60,771
11/20	BALTIMORE	37-0	W	54,482
11/28	CINCINNATI	38-14	W	74,506
12/4	at Houston	24-17	W	39,434
12/10	ATLANTA	31-24	W	56,725
12/16	N.Y. JETS	34-14	W	59,975

TEAM STATISTICS	MIA.	OPP.
TOTAL FIRST DOWNS	314	288
By Rushing	132	122
By Passing	151	147
By Penalty	31	19
Third Down: Made/Att.	79/211	78/204
Fourth Down: Made/Att.	9/14	5/10
TOTAL NET YARDS	5195	5139
Average Per Game	324.7	321.2
Total Plays	1033	992
Average Per Play	5.0	5.2
NET YARDS RUSHING	2150	2037
Average Per Game	134.4	127.3
Total Rushes	568	460
NET YARDS PASSING	3045	3002
Average Per Game	190.3	187.6
Tackled/Yards Lost.	23/190	49/363
Gross Yards	3235	3365
Attempts/Completions	442/254	480/277
Completion Percentage	57.5	57.7
Had Intercepted	11	26
PUNTS/AVERAGE	75/42.5	90/40.8
PENALTIES/YARDS	64/567	95/836
FUMBLES/BALL LOST	30/16	39/18
TOUCHDOWNS	48	32
By Rushing	16	11
By Passing	28	19
By Returns	4	2

Score By Quarters	1	2	3	4	OT	Total
DOLPHINS	56	135	91	107	0	389
OPPONENTS	62	68	44	73	3	250

RUSHING	NO.	YDS.	AVG.	LG.	TD
Franklin	224	746	3.3	18	8
Nathan	151	685	4.5	40	3
Overstreet	85	392	4.6	44	1
Bennett	49	197	4.0	25	2
Woodley	19	78	4.1	15	0
Marino	28	45	1.6	15	2
Hill	2	12	6.0	10	0
Clayton	2	9	4.5	9	0
Hardy	1	2	2.0	2	0
Harris	1	0	0	0	0
Strock	6	-16	-2.7	-2	0
DOLPHINS	568	2150	3.8	44	16
OPPONENTS	460	2037	4.4	55	11

RECEIVING	NO.	YDS.	AVG.	LG.	TD
Nathan	52	461	8.9	25	1
Duper	51	1003	19.7	85t	10
Moore	39	558	14.3	66t	6
Rose	29	345	11.9	37	3
Johnson	24	189	7.9	33	4
Hardy	22	202	9.2	25	1
Harris	15	260	17.3	64t	1
Overstreet	8	55	6.9	20	2
Clayton	6	114	19.0	39	1
Bennett	6	35	5.8	9	0
Vigorito	1	7	7.0	7	0
Woodley	1	6	6.0	6	0
DOLPHINS	254	3235	12.7	85t	28
OPPONENTS	277	3365	12.1	80t	19

INTERCEPTIONS	NO.	YDS.	AVG.	LG.	TD
Judson	6	60	10.0	29	0
Small	5	60	12.0	28	0
L. Blackwood	4	77	19.3	45	0
G. Blackwood	3	0	0.0	0	0
Kozlowski	2	73	36.5	38t	2
Bokamper	2	43	21.5	24t	1
Rhone	1	15	15.0	15	0
Lankford	1	10	10.0	10	0
Walker	1	7	7.0	7	0
Brown	1	0	0.0	0	0
DOLPHINS	26	345	13.3	45	3
OPPONENTS	11	203	18.6	45	1

PUNTING	NO.	YDS.	AVG.	LG.	BK
Roby	74	3189	43.1	64	1
DOLPHINS	75	3189	42.5	64	1
OPPONENTS	90	3674	40.8	63	1

PUNT RET.	NO.	YDS.	AVG.	LG.	TD
Clayton	41	392	9.6	60t	1
Walker	8	86	10.8	23	0
Kozlowski	2	12	6.0	11	0
Vigorito	1	62	62.0	62	0
Heflin	1	19	19.0	19	0
G. Blackwood	1	10	10.0	10	0
Sowell	1	0	0.0	0	0
DOLPHINS	55	581	10.6	62	1
OPPONENTS	32	229	7.2	24	0

KICKOFF RET.	NO.	YDS.	AVG.	LG.	TD
Walker	36	962	26.7	78	0
Kozlowski	4	50	12.5	23	0
Nathan	3	15	5.0	12	0
Heflin	1	27	27.0	27	0
Clayton	1	25	25.0	25	0
Bennett	1	0	0.0	0	0
DOLPHINS	47	1085	23.1	78	0
OPPONENTS	54	1024	19.0	40	0

SCORING	Ru	Pa	Rt	PAT	FG	S	TP
von Schamann	0	0	0	45/48	18/27	0	99
Duper	0	10	0	0	0	0	60
Franklin	8	0	0	0	0	0	48
Moore	0	6	0	0	0	0	36
Johnson	0	4	0	0	0	0	24
Nathan	3	1	0	0	0	0	24
Rose	0	3	0	0	0	0	18
Overstreet	1	2	0	0	0	0	18

Bennett	2	0	0	0	0	0	12
Clayton	0	1	1	0	0	0	12
Marino	2	0	0	0	0	0	12
Kozlowski	0	2	0	0	0	0	12
Bokamper	0	0	1	0	0	0	6
Harris	0	1	0	0	0	0	6
Charles	0	0	0	0	0	1	2

DOLPHINS	16	28	4	45/48	18/27	0	389
OPPONENTS	11	19	2	31/32	9/15	0	250

FIELD GOALS	1-19	20-29	30-39	40-49	50+
von Schamann	2/2	6/6	5/8	3/6	2/5
DOLPHINS	2/2	6/6	5/8	3/6	2/5
OPPONENTS	0/0	4/5	3/5	2/5	0/0

SACKS	
Besters 16.0, Baumhower 8.0, Bowser 6.5,	
Duhe 5.5, Charles 3.0, Rhone 3.0, Bokamper	
2.0, Brown 2.0, Brudzinski 1.0, Hester 1.0,	
Kozlowski 1.0.	
DOLPHINS 49.0. OPPONENTS 23.0	

USUAL STARTERS	OFFENSE
WR	Mark Duper (16)
LT	Jon Giesler (16)
LG	Bob Kuechenberg (15)
C	Dwight Stephenson (16)
RG	Ed Newman (16)
RT	Eric Laakso (14)
TE	Dan Johnson (16)
	Bruce Hardy (8)
WR	Nat Moore (15)
QB	*Dan Marino (9)
	David Woodley (5)
RB	Tony Nathan (12)
FB	Andra Franklin (12)

DEFENSE	
LDE	Doug Betters (16)
NT	Bob Baumhower (16)
RDE	Kim Bokamper (14)
LOLB	Bob Bruzdinski (15)
LILB	A.J. Duhe (15)
RILB	Earnie Rhone (12)
ROLB	Charles Bowser (16)
LCB	William Judson (16)
RCB	Gerald Small (15)
SS	Glenn Blackwood (16)
FS	Lyle Blackwood (16)

boldface indicates Pro Bowl performer
* indicates rookie

PASSING	ATT.	COMP.	YDS.	PCT.	TD	INT.	LG	SCK/LST	RATING
Marino	296	173	2210	58.4	20	6	85t	10/80	96.0
Woodley	89	43	528	48.3	3	4	64t	10/80	59.6
Strock	52	34	403	65.4	4	1	47	3/30	106.5
Nathan	4	3	46	75.0	0	0	22	0/0	112.5
Clayton	1	1	48	100.0	1	0	48t	0/0	158.3
DOLPHINS	442	254	3235	57.5	28	11	85t	23/190	91.2
OPPONENTS	480	277	3365	57.7	19	26	80t	49/363	70.0

1984 FINAL STATISTICS (14-2)

DATE	OPPONENT	SCORE	W/L	ATT.
9/2	at Washington	35-17	W	52,683
9/9	NEW ENGLAND	28-7	W	66,083
9/17	at Buffalo	21-17	W	65,455
9/23	INDIANAPOLIS	44-7	W	55,415
9/30	at St. Louis	36-28	W	46,991
10/7	at Pittsburgh	31-7	W	59,103
10/14	HOUSTON	28-10	W	54,080
10/21	at New England	44-24	W	60,711
10/28	BUFFALO	38-7	W	58,824
11/4	at N.Y. Jets	31-17	W	72,655
11/11	PHILADELPHIA	24-23	W	70,227
11/18	at San Diego	28-34(OT)	L	53,041
11/26	N.Y. JETS	28-17	W	74,884
12/2	L.A. RAIDERS	34-45	L	71,222
12/9	at Indianapolis	35-17	W	60,411
12/17	DALLAS	28-21	W	74,139

TEAM STATISTICS	MIA.	OPP.
TOTAL FIRST DOWNS	387	314
By Rushing	115	130
By Passing	243	172
By Penalty	29	12
Third Down: Made/Att.	103/200	87/218
Fourth Down: Made/Att.	6/11	17/21
TOTAL NET YARDS	6936	5420
Average Per Game	433.5	338.8
Total Plays	1070	1051
Average Per Play	6.5	5.2
NET YARDS RUSHING	1918	2155
Average Per Game	119.9	134.7
Total Rushes	483	458
NET YARDS PASSING	5018	3265
Average Per Game	313.6	204.1
Tackled/Yards Lost.	14/128	42/339
Gross Yards	5146	3604
Attempts/Completions.	572/367	551/310
Completion Percentage	64.2	56.3
Had Intercepted	18	24
PUNTS/AVERAGE	51/44.7	83/41.9
PENALTIES/YARDS	67/527	93/772
FUMBLES/BALL LOST	26/10	23/12
TOUCHDOWNS	70	39
By Rushing	18	16
By Passing	49	22
By Returns	3	1

Score By Quarters	1	2	3	4	OT	Total
DOLPHINS	58	170	150	135	0	513
OPPONENTS	52	81	62	97	0	298

RUSHING	NO.	YDS.	AVG.	LG	TD
Bennett	144	606	4.2	19	7
Nathan	118	558	4.7	22	1
Carter	100	495	5.0	35	1
P. Johnson	68	159	2.3	9	9
Franklin	20	74	3.7	18	0
Clayton	3	35	11.7	30	0
Moore	1	3	3.0	3	0
Strock	2	-5	-2.5	0	0
Marino	27	-7	-0.3	10	0
DOLPHINS	484	1918	4.0	35	18
OPPONENTS	458	2155	4.7	52	16

RECEIVING	NO.	YDS.	AVG.	LG	TD
Clayton	73	1389	19.0	65	18
Duper	71	1306	18.4	80	8

PASSING	ATT.	COMP.	YDS.	PCT.	TD	INT.	LG	SCK/LST	RATING
Marino	564	362	5084	64.2	48	17	80	13/120	108.9
Strock	6	4	27	66.7	0	0	12	0/0	76.4
Jensen	1	1	35	100.0	1	0	35	1/8	158.3
Clayton	1	0	0	0.0	0	0	0	0/0	39.6
DOLPHINS	572	367	5146	64.2	49	18	80	14/128	108.5
OPPONENTS	551	310	3604	56.3	22	24	76	42/339	71.3

Nathan	61	579	9.5	24	2
Moore	43	573	13.3	37	6
D. Johnson	34	426	12.5	42	3
Hardy	28	257	9.2	19	5
Cefalo	18	185	10.3	25	2
Jensen	13	139	10.7	30	2
Rose	12	195	16.3	34	2
Carter	8	53	6.6	15	0
Bennett	6	44	7.3	20	1
DOLPHINS	367	5146	14.0	80	49
OPPONENTS	310	3604	11.6	76	22

INTERCEPTIONS	NO.	YDS.	AVG.	LG	TD
G. Blackwood	6	169	28.2	50	0
Judson	4	121	30.3	40	1
McNeal	3	41	13.7	30	1
L. Blackwood	3	29	9.7	15	0
Lankford	3	25	8.3	22	0
B. Brown	1	53	53.0	53	0
Kozlowski	1	26	26.0	26	0
DuHe	1	7	7.0	7	0
Sowell	1	7	7.0	7	0
Brudzinski	1	0	0.0	0	0
DOLPHINS	24	478	19.9	86	2
OPPONENTS	18	377	20.9	97	1

PUNTING	NO.	YDS.	AVG.	LG	BK
Roby	51	2281	44.7	69	0
DOLPHINS	51	2281	44.7	69	0
OPPONENTS	83	3476	41.9	89	0

PUNT RET.	NO.	YDS.	AVG.	LG	TD
Walker	21	169	8.0	33	0
Clayton	8	79	9.9	14	0
Heflin	6	76	12.7	37	0
Kozlowski	5	41	8.2	20	0
DOLPHINS	40	365	9.1	37	0
OPPONENTS	17	138	8.1	32	0

KICKOFF RET.	NO.	YDS.	AVG.	LG	TD
Walker	29	617	21.3	41	0
Heflin	9	130	14.4	26	0
Kozlowski	2	23	11.5	12	0
Clayton	2	15	7.5	14	0
Hill	1	14	14.0	14	0
DuHe	1	0	0.0	0	0
DOLPHINS	44	799	18.2	41	0
OPPONENTS	66	1360	20.6	42	0

SCORING	Ru	Pa	Rt	PAT	FG	S	TP
Clayton	0	18	0	0	0	0	108
v. Schamann	0	0	0	66/70	9/19	0	93
P. Johnson	9	0	0	0	0	0	54
Bennett	7	1	0	0	0	0	48
Duper	0	8	0	0	0	0	48
Moore	0	6	0	0	0	0	36
Hardy	0	5	0	0	0	0	30
D. Johnson	0	3	0	0	0	0	18
Nathan	1	2	0	0	0	0	18
Cefalo	0	2	0	0	0	0	12
Jensen	0	2	0	0	0	0	12
Rose	0	2	0	0	0	0	12
Baumhower	0	0	1	0	0	0	6
Carter	1	0	0	0	0	0	6
Judson	0	0	1	0	0	0	6
McNeal	0	0	1	0	0	0	6

DOLPHINS	18	49	3	66/70	9/19	0	513
OPPONENTS	16	22	1	37/38	9/17	0	298

FIELD GOALS	1-19	20-29	30-39	40-49	50+
von Schamann	0/0	7/7	2/5	0/4	0/3
DOLPHINS	0/0	7/7	2/5	0/4	0/3
OPPONENTS	0/0	0/1	4/4	4/9	1/3

SACKS
Bettors 14.0, Bowser 9.0, Bokamper 4.0, Charles 3.0, Barnett 2.0, Baumhower 2.0, Brudzinski 2.0, Bensen 1.0, Brophy 1.0, M. Brown 1.0, Duhe 1.0, Lankford 1.0, Rhone 1.0.
DOLPHINS 42.0, OPPONENTS 14.0

USUAL STARTERS	
OFFENSE	
WR	Mark Duper (16)
LT	Jon Giesler (16)
LG	Roy Foster (16)
C	Dwight Stephenson (16)
RG	Ed Newman (16)
RT	Cleveland Green (12)
TE	Dan Johnson (16)
WR	Mark Clayton (15)
QB	Dan Marino (16)
RB	Tony Nathan (12)
FB	Woody Bennett (9)

DEFENSE	
LDE	Doug Betters (16)
NT	Bob Baumhower (15)
RDE	Kim Bokamper (10)
LOLB	Bob Brudzinski (16)
LILB	A.J. Duhe (8)
	*Jay Brophy (5)
RILB	Mark Brown (9)
	Earnie Rhone (7)
ROLB	Charles Bowser (15)
LCB	Don McNeal (10)
RCB	William Judson (16)
SS	Glenn Blackwood (16)
FS	Lyle Blackwood (16)

boldface indicates Pro Bowl performer
* indicates rookie

1985 FINAL STATISTICS (12-4)

DATE	OPPONENT	SCORE	W/L	ATT.
9/8	at Houston	23-26	L	47,656
9/15	INDIANAPOLIS	30-13	W	53,693
9/22	KANSAS CITY	31-0	W	69,791
9/29	at Denver	30-26	W	73,614
10/6	PITTSBURGH	24-20	W	72,820
10/14	at N.Y. Jets	7-23	L	73,807
10/20	TAMPA BAY	41-38	W	62,335
10/27	at Detroit	21-31	L	75,291
11/3	at New England	13-17	L	58,811
11/10	N.Y. JETS	21-17	W	73,965
11/17	at Indianapolis	34-20	W	59,666
11/24	at Buffalo	23-14	W	50,474
12/2	CHICAGO	38-24	W	75,594
12/8	at Green Bay	34-24	W	52,671
12/16	NEW ENGLAND	30-27	W	69,489
12/22	BUFFALO	28-0	W	64,811

TEAM STATISTICS	MIA.	OPP.
TOTAL FIRST DOWNS	361	314
By Rushing	116	135
By Passing	218	160
By Penalty	27	19
Third Down: Made/Att.	88/193	88/216
Fourth Down: Made/Att.	8/11	8/13
TOTAL NET YARDS	5843	5767
Average Per Game	365.2	360.3
Total Plays	1039	1034
Average Per Play	5.6	5.6
NET YARDS RUSHING	1729	2256
Average Per Game	108.1	141.0
Total Rushes	444	509
NET YARDS PASSING	4114	3511
Average Per Game	257.1	219.4
Tackled/Yards Lost.	19/164	38/278
Gross Yards	4278	3789
Attempts/Completions.	576/343	487/257
Completion Percentage....	59.5	52.8
Had Intercepted	21	23
PUNTS/AVERAGE	59/43.7	73/40.7
PENALTIES/YARDS	77/637	112/854
FUMBLES/BALL LOST	31/20	36/18
TOUCHDOWNS	52	38
By Rushing	19	15
By Passing	31	21
By Returns	2	2

Score By Quarters	1	2	3	4	OT	Total
DOLPHINS	88	136	95	109	0	428
OPPONENTS	44	96	78	102	0	320

RUSHING	NO.	YDS.	AVG.	LG	TD
Nathan	143	667	4.7	22	5
Davenport	98	370	3.8	33	11
Hampton	105	369	3.5	15	3
Bennett	54	256	4.7	17	0
Carter	14	76	5.4	19	0
N. Moore	1	11	11.0	11	0
Clayton	1	10	10.0	10	0
Strock	2	-6	-3.0	-3	0
Marino	26	-24	-0.9	2	0
DOLPHINS	444	1729	3.9	33	19
OPPONENTS	509	2256	4.4	32	15

RECEIVING	NO.	YDS.	AVG.	LG	TD
Nathan	72	651	9.0	73	1
Clayton	70	996	14.2	45	4
N. Moore	51	701	13.7	69t	7

Hardy	39	409	10.5	31	4
Duper	35	650	18.6	67t	3
Rose	19	306	16.1	42	4
Johnson	13	192	14.8	61t	3
Davenport	13	74	5.7	17t	2
Bennett	10	101	10.1	27	1
Hampton	8	56	7.0	15	0
Heflin	6	98	16.3	46t	1
Harris	3	24	8.0	11	0
Carter	2	4	2.0	4	0
Vigorito	1	9	9.0	9	0
Jensen	1	4	4.0	4t	1

DOLPHINS	343	4278	12.5	73	31
OPPONENTS	257	3789	14.7	80t	21

INTERCEPTIONS	NO.	YDS.	AVG.	LG	TD
G. Blackwood	6	36	6.0	17	0
Judson	4	88	22.0	61t	1
Lankford	4	10	2.5	6	0
B. Brown	2	40	20.0	26	0
Brophy	1	41	41.0	41	0
H. Green	1	28	28.0	28	0
Shipp	1	7	7.0	7	0
Brudzinski	1	6	6.0	6	0
M. Brown	1	5	5.0	5	0
Moyer	1	4	4.0	4	0
L. Blackwood	1	0	0.0	0	0
DOLPHINS	23	265	11.5	61t	1
OPPONENTS	21	100	4.8	40	0

PUNTING	NO.	YDS.	AVG.	LG	BK
Roby	59	2576	43.7	63	0
DOLPHINS	59	2576	43.7	63	0
OPPONENTS	73	2972	40.7	67	1

PUNT RET.	NO.	YDS.	AVG.	LG	TD
Vigorito	22	197	9.0	21	0
Kozlowski	7	65	9.3	17	0
Lockett	5	23	4.6	8	0
G. Blackwood	3	20	6.7	18	0
Clayton	2	14	7.0	11	0
DOLPHINS	39	319	8.2	21	0
OPPONENTS	27	371	13.7	70t	1

KICKOFF RET.	NO.	YDS.	AVG.	LG	TD
Hampton	45	1020	22.7	46	0
Carter	4	82	20.5	25	0
L. Blackwood	2	32	16.0	17	0
Hardy	1	11	11.0	11	0
Kozlowski	0	32	-	-	-
DOLPHINS	52	1177	22.6	46	0
OPPONENTS	63	1359	21.6	50	0

SCORING	Ru	Pa	Rt	PAT	FG	S	TP
Reveiz	0	0	0	50/52	22/27	0	116
Davenport	11	2	0	0	0	0	78
N. Moore	0	7	0	0	0	0	42
Nathan	5	1	0	0	0	0	36
Clayton	0	4	0	0	0	0	24
Rose	0	4	0	0	0	0	24
Hardy	0	4	0	0	0	0	24
Duper	0	3	0	0	0	0	18
Hampton	3	0	0	0	0	0	18
Johnson	0	3	0	0	0	0	18
Bennett	0	1	0	0	0	0	6
Brudzinski	0	0	1	0	0	0	6

Heflin	0	1	0	0	0	0	6
Jensen	0	1	0	0	0	0	6
Judson	0	0	1	0	0	0	6

DOLPHINS	19	31	2	50/52	22/27	0	428
OPPONENTS	15	21	2	35/38	19/28	0	320

FIELD GOALS	1-19	20-29	30-39	40-49	50+
Reveiz	0/0	8/9	5/5	9/10	0/3
DOLPHINS	0/0	8/9	5/5	9/10	0/3
OPPONENTS ..	2/2	5/5	7/9	4/10	1/2

SACKS	Charles 7.0,	Bettors 6.5,	M. Moore 5.5,	H. Green 5.0,	Brudzinski 3.0,	Bokamer 2.5,	Bowser 2.5,	Baumhower 2.0,	G. Blackwood 1.0,	Brophy 1.0,	M. Brown 1.0,	Little 1.0.
DOLPHINS 38.0,	OPPONENTS 19.0											

USUAL STARTERS	OFFENSE
WR	Mark Duper (8)
	Nat Moore (7)
LT	Jon Giesler (13)
LG	Roy Foster (16)
C	Dwight Stephenson (16)
RG	Ronnie Lee (6)
	Steve Clark (5)
	Jeff Toews (5)
RT	Cleveland Green (10)
TE	Bruce Hardy (16)
WR	Mark Clayton (16)
QB	Dan Marino (16)
RB	Tony Nathan (15)
FB	Woody Bennett (13)

DEFENSE	LDE	NT	RDE	LOLB	LILB	RILB	ROLB	LCB	RCB	SS	FS
	Doug Bettors (14)	Mike Charles (15)	Kim Bokamer (12)	Bob Brudzinski (13)	Jackie Shipp (10)	Mark Brown (15)	Hugh Green (11)	Paul Lankford (15)	William Judson (16)	Glenn Blackwood (14)	Bud Brown (16)

boldface indicates Pro Bowl performer
* indicates rookie

PASSING	ATT.	COMP.	YDS.	PCT.	TD	INT.	LG	SCK/LST	RATING
Marino	567	336	4137	59.3	30	21	73	18/157	84.1
Strock	9	7	141	77.8	1	0	67t	0/0	154.7
Clayton	0	0	0	0.0	0	0	0	1/7	-
DOLPHINS	576	343	4278	59.5	31	21	73	19/164	85.6
OPPONENTS	487	257	3789	52.8	21	23	80t	38/278	73.3

1986 FINAL STATISTICS (8-8)

DATE	OPPONENT	SCORE	W/L	ATT.
9/7	at San Diego	28-50	L	57,726
9/14	INDIANAPOLIS	30-10	W	51,848
9/21	at N.Y. Jets	45-51(OT)	L	71,025
9/28	SAN FRANCISCO	16-31	L	70,264
10/5	at New England	7-34	L	60,689
10/12	BUFFALO	27-14	W	49,467
10/19	L.A. RAIDERS	28-30	L	53,421
10/26	at Indianapolis	17-13	W	58,350
11/2	HOUSTON	28-7	W	43,804
11/10	at Cleveland	16-26	L	77,949
11/16	at Buffalo	34-24	W	76,474
11/24	N.Y. JETS	45-3	W	70,206
11/30	ATLANTA	14-20	L	53,762
12/7	at New Orleans	31-27	W	64,761
12/14	at L.A. Rams	37-31(OT)	W	62,629
12/22	NEW ENGLAND	27-34	L	74,516

TEAM STATISTICS	MIA.	OPP.
TOTAL FIRST DOWNS	351	337
By Rushing	84	144
By Passing	250	177
By Penalty	17	16
Third Down: Made/Att.	98/191	86/209
Fourth Down: Made/Att.	2/10	10/18
TOTAL NET YARDS	6324	6050
Average Per Game	395.3	378.1
Total Plays	1011	1058
Average Per Play	6.3	5.7
NET YARDS RUSHING	1545	2493
Average Per Game	96.6	155.8
Total Rushes	349	540
NET YARDS PASSING	4779	3557
Average Per Game	298.7	222.3
Tackled/Yards Lost	17/119	33/268
Gross Yards	4898	3825
Attempts/Completions	645/392	485/290
Completion Percentage	60.8	59.8
Had Intercepted	23	13
PUNTS/AVERAGE	56/44.2	64/41.4
PENALTIES/YARDS	72/609	82/596
FUMBLES/BALL LOST	37/14	32/14
TOUCHDOWNS	56	47
By Rushing	9	23
By Passing	46	22
By Returns	1	2

Score By Quarters	1	2	3	4	OT	Total
DOLPHINS	45	177	102	100	6	430
OPPONENTS	101	127	58	113	6	405

RUSHING	NO.	YDS.	AVG.	LG	TD
Hampton	186	830	4.5	54t	9
Davenport	75	314	4.2	35	0
Nathan	27	203	7.5	20	0
Bennett	36	162	4.5	16	0
Clayton	2	33	16.5	22	0
Carter	4	18	4.5	9	0
Ellis	3	6	2.0	2	0
Strock	1	0	0.0	0	0
Marino	12	-3	-0.3	13	0
Roby	2	-8	-4.0	0	0
Duper	1	-10	-10.0	-10	0
DOLPHINS	349	1545	4.4	54t	9
OPPONENTS	540	2493	4.6	47	23

RECEIVING	NO.	YDS.	AVG.	LG	TD
Duper	67	1313	19.6	85t	11

Hampton	61	446	7.3	19	3
Clayton	60	1150	19.2	68t	10
Hardy	54	430	8.0	18t	5
Nathan	48	457	9.5	23t	2
N. Moore	38	431	11.3	38t	7
Davenport	20	177	8.9	27	1
Johnson	19	170	8.9	20	4
Pruitt	15	235	15.7	27	2
Jensen	5	50	10.0	20	1
Bennett	4	33	8.3	13	0
Carter	1	6	6.0	6	0
DOLPHINS	392	4898	12.5	85t	46
OPPONENTS	290	3825	13.2	65t	22

INTERCEPTIONS	NO.	YDS.	AVG.	LG	TD
Rose	2	63	31.5	36	0
McNeal	2	46	23.0	29	0
G. Blackwood	2	10	5.0	7	0
Judson	2	0	0.0	0	0
L. Blackwood	1	14	14.0	14	0
Offerdahl	1	14	14.0	14	0
B. Brown	1	3	3.0	3	0
Charles	1	2	2.0	2	0
Kozlowski	1	0	0.0	0	0
DOLPHINS	13	152	11.7	36	0
OPPONENTS	23	221	9.6	70t	1

PUNTING	NO.	YDS.	AVG.	LG	BK
Roby	56	2476	44.2	73	0
DOLPHINS	56	2476	44.2	73	0
OPPONENTS	64	2648	41.4	64	0

PUNT RET.	NO.	YDS.	AVG.	LG	TD
Ellis	24	149	6.2	17	0
Pruitt	11	150	13.6	71t	1
G. Blackwood	1	0	0.0	0	0
L. Blackwood	1	0	0.0	0	0
Clayton	1	0	0.0	0	0
Thompson	1	0	0.0	0	0
N. Moore	1	-2	-2.0	-2	0
DOLPHINS	40	297	7.4	71t	1
OPPONENTS	23	200	8.7	34	0

KICKOFF RET.	NO.	YDS.	AVG.	LG	TD
Ellis	25	541	21.6	41	0
Davenport	16	285	17.8	37	0
Hampton	9	182	20.2	25	0
Carter	9	133	14.8	22	0
Hardy	3	39	13.0	16	0
L. Lee	1	5	5.0	5	0
Johnson	1	0	0.0	0	0
Toth	1	0	0.0	0	0
DOLPHINS	65	1185	18.2	41	0
OPPONENTS	53	997	18.8	40	0

SCORING	Ru	Pa	Rt	PAT	FG	S	TP
Reveiz	0	0	0	52/55	14/22	0	94
Hampton	9	3	0	0	0	0	72
Duper	0	11	0	0	0	0	66
Clayton	0	10	0	0	0	0	60
N. Moore	0	7	0	0	0	0	42
Hardy	0	5	0	0	0	0	30
Johnson	0	4	0	0	0	0	24
Pruitt	0	2	1	0	0	0	18
Nathan	0	2	0	0	0	0	12
Davenport	0	1	0	0	0	0	6
Jensen	0	1	0	0	0	0	6

DOLPHINS	9	46	1	52/55	14/22	0	430
OPPONENTS	23	22	2	45/46	26/31	0	405

FIELD GOALS	1-19	20-29	30-39	40-49	50+
Reveiz	1/1	5/5	4/6	3/8	1/2
DOLPHINS	1/1	5/5	4/6	3/8	1/2
OPPONENTS	2/2	6/7	12/14	6/6	0/2

DOLPHINS	1/1	5/5	4/6	3/8	1/2
OPPONENTS		2/2	6/7	12/14	6/6	0/2
<hr/>						
SACKS						
<hr/>						
M. Brown 5.0, Bettors 4.0, H. Green 4.0, Little 4.0, J. Foster 3.0, Brudzinski 2.0, Offerdahl 2.0, Robinson 2.0, Turner 2.0, Shipp 1.0, Baumhower 1.0, M. Moore 1.0, Smith 1.0, Sochia 1.0.						

DOLPHINS 33.0, OPPONENTS 17.0

USUAL STARTERS

OFFENSE

WR	Mark Duper (16)
LT	Jon Giesler (7)
	Cleveland Green (5)
	Jeff Dellenbach (4)
LG	Roy Foster (16)
C	Dwight Stephenson (16)
RG	Ronnie Lee (9)
	Larry Lee (5)
RT	Greg Koch (16)
TE	Bruce Hardy (16)
WR	Mark Clayton (14)
QB	Dan Marino (16)
RB	Lorenzo Hampton (16)
FB	Woody Bennett (14)

DEFENSE

LDE	*T.J. Turner (15)
NT	Bob Baumhower (12)
RDE	George Little (16)
LOLB	Bob Bruzdzinski (16)
LILB	Jackie Shipp (14)
RILB	*John Offerdahl (15)
ROLB	Mark Brown (11)
LCB	William Judson (16)
RCB	Paul Lankford (11)
SS	Glenn Blackwood (10)
FS	Bud Brown (14)

boldface indicates Pro Bowl performer

* indicates rookie

PASSING	ATT.	COMP.	YDS.	PCT.	TD	INT.	LG	SCK/LST	RATING
Marino	623	378	4746	60.7	44	23	85t	17/119	92.5
Strock	20	14	152	70.0	2	0	21	0/0	125.4
Jensen	2	0	0	0.0	0	0	0	0/0	39.6
DOLPHINS	645	392	4898	60.8	46	23	85t	17/119	93.3
OPPONENTS	485	290	3825	59.8	22	13	65t	33/268	88.7

1987 FINAL STATISTICS (8-7)

DATE	OPPONENT	SCORE	W/L	ATT.
9/13	at New England	21-28	L	54,642
9/20	at Indianapolis	23-10	W	57,524
10/4	at Seattle	20-24	L	19,448
10/11	KANSAS CITY	42-0	W	25,867
10/18	at N.Y. Jets	31-37(OT)	L	18,249
10/25	BUFFALO	31-34(OT)	L	61,295
11/1	PITTSBURGH	35-24	W	52,578
11/8	at Cincinnati	20-14	W	53,840
11/15	INDIANAPOLIS	21-40	L	65,433
11/22	at Dallas	20-14	W	56,519
11/29	at Buffalo	0-27	L	68,055
12/7	N.Y. JETS	37-28	W	62,592
12/13	at Philadelphia	28-10	W	63,841
12/20	WASHINGTON	23-21	W	65,715
12/28	NEW ENGLAND	10-24	L	61,192

TEAM STATISTICS	MIA.	OPP.
TOTAL FIRST DOWNS	331	314
By Rushing	109	115
By Passing	197	176
By Penalty	25	23
Third Down: Made/Att.	96/202	94/208
Fourth Down: Made/Att.	9/18	5/13
TOTAL NET YARDS	5538	5445
Average Per Game	369.2	363.0
Total Plays	1005	1013
Average Per Play	5.5	5.4
NET YARDS RUSHING	1662	2198
Average Per Game	110.8	146.5
Total Rushes	408	498
NET YARDS PASSING	3876	3247
Average Per Game	258.4	216.5
Tackled/Yards Lost	131/101	211/83
Gross Yards	3977	3430
Attempts/Completions	584/338	494/295
Completion Percentage	57.9	59.7
Had Intercepted	20	16
PUNTS/AVERAGE	63/38.5	71/38.8
PENALTIES/YARDS	76/634	103/650
FUMBLES/BALL LOST	37/17	32/16
TOUCHDOWNS	47	42
By Rushing	16	18
By Passing	29	21
By Returns	2	3

Score By Quarters	1	2	3	4	OT	Total
DOLPHINS	90	100	89	83	0	362
OPPONENTS	63	105	61	97	9	335

RUSHING	NO.	YDS.	AVG.	LG	TD
Stradford	145	619	4.3	51	6
Hampton	75	289	3.9	34	1
R. Scott	47	199	4.2	24	3
Davenport	32	114	3.6	27	1
W. Bennett	25	102	4.1	18	0
Mackey	17	98	5.8	17	2
Bailey	10	55	5.5	13	0
Konecny	6	46	7.7	19	0
Tagliaterri	13	45	3.5	7	1
Isom	9	41	4.6	8	1
Nathan	4	20	5.0	8	0
Jensen	4	18	4.5	9	0
Roth	3	10	3.3	9	0
Clayton	2	8	4.0	4	0
T. Brown	3	3	1.0	3	0
Roby	1	0	0.0	0	0
Marino	12	-5	-0.4	51	1
DOLPHINS	408	1662	4.1	51	16
OPPONENTS	498	2198	4.4	31	18

RECEIVING	NO.	YDS.	AVG.	LG	TD
Stradford	48	457	9.5	34	1
Clayton	46	776	16.9	43	7
Duper	33	597	18.1	59t	8

Hardy	28	292	10.4	31	2
Davenport	27	249	9.2	29	1
Pruitt	26	244	15.5	37	3
Jensen	26	221	8.5	20	1
Hampton	23	223	9.7	24	0
Tagliaterri	12	117	9.8	27	0
Nathan	10	77	7.7	14	0
Douglas	9	92	10.2	17	1
Sampleton	8	64	8.0	19	0
Chavis	7	108	15.4	27	0
Lewis	6	53	8.8	22	1
Konecny	6	26	4.3	10	0
Reilly	5	70	14.0	20	0
Da. Johnson	4	35	8.8	22	2
W. Bennett	4	18	4.5	6	0
Caterbone	2	46	23.0	30	0
W. Smith	2	13	6.5	8	1
R. Scott	2	7	3.5	5	0
Isom	1	11	11.0	11	0
Banks	1	10	10.0	10t	1
T. Brown	1	6	6.0	6	0
Farmer	1	5	5.0	5	0
DOLPHINS	338	3977	11.8	59t	29
OPPONENTS	295	3430	11.6	55	21

INTERCEPTIONS	NO.	YDS.	AVG.	LG	TD
Lankford	3	44	14.7	44	0
Blackwood	3	17	5.7	17	0
Randle	2	16	8.0	11	0
Hooper	2	11	5.5	11	0
Judson	2	11	5.5	10	0
Hobley	2	7	3.5	7	0
Sowell	1	29	29.0	29	0
B. Brown	1	0	0.0	0	0
DOLPHINS	16	135	8.4	44	0
OPPONENTS	20	298	14.9	68	2

PUNTING	NO.	YDS.	AVG.	LG	BK
Roby	32	1371	42.8	77	0
Hayes	7	274	39.1	51	1
Gore	14	502	35.9	60	0
Strook	9	277	30.8	44	0
DOLPHINS	63	2424	38.5	77	1
OPPONENTS	71	2753	38.8	73	0

PUNT RET.	NO.	YDS.	AVG.	LG	TD
Schwedes	24	203	8.5	31	0
Caterbone	9	78	8.7	21	0
B. Brown	2	8	4.0	8	0
Blackwood	1	1	1.0	1	0
Hooper	1	0	0.0	0	0
DOLPHINS	37	209	7.8	31	0
OPPONENTS	26	141	5.4	15	0

KICKOFF RET.	NO.	YDS.	AVG.	LG	TD
Hampton	16	304	19.0	32	0
Stradford	14	258	18.4	32	0
Schwedes	9	177	19.7	34	0
Hardy	5	62	12.4	18	0
Farmer	3	56	18.7	23	0
Roth	2	49	24.5	26	0
Da. Johnson	2	13	6.5	10	0
R. Scott	1	22	22.0	22	0
Isom	1	11	11.0	11	0
Lewis	1	0	0.0	0	0
DOLPHINS	54	952	17.6	34	0
OPPONENTS	67	1222	18.2	47	0

SCORING	Ru	Pa	Rt	PAT	FG	S	TP
Reveiz	0	0	0	28/30	9/11	0	55
Duper	0	8	0	0	0	0	48
Clayton	0	7	0	0	0	0	42
Stradford	6	1	0	0	0	0	42
Beecher	0	0	0	12/12	3/4	0	21

Pruitt	0	3	0	0	0	0	18
R. Scott	3	0	0	0	0	0	18
Davenport	1	1	0	0	0	0	12
Hardy	0	2	0	0	0	0	12
Da. Johnson	0	2	0	0	0	0	12
Mackey	2	0	0	0	0	0	12
Banks	0	1	0	0	0	0	6
Douglas	0	1	0	0	0	0	6
Hampton	1	0	0	0	0	0	6
Hobley	0	0	1	0	0	0	6
Hooper	0	0	1	0	0	0	6
Isom	1	0	0	0	0	0	6
Jensen	0	1	0	0	0	0	6
Lewis	0	1	0	0	0	0	6
Marino	1	0	0	0	0	0	6
W. Smith	0	1	0	0	0	0	6
Tagliaterri	1	0	0	0	0	0	6
Tiffin	0	0	0	4/4	0/1	0	0
DOLPHINS	16	29	2	44/77	12/16	0	362
OPPONENTS	18	21	3	41/77	14/22	0	335

FIELD GOALS	1-19	20-29	30-39	40-49	50+
Reveiz	1/1	2/2	2/2	4/6	0/0
Beecher	1/1	0/0	1/1	1/2	0/0
Tiffin	0/0	0/0	0/0	0/1	0/0
DOLPHINS	2/2	2/2	3/3	5/9	0/0
OPPONENTS	0/0	7/8	4/7	2/5	1/2

SACKS	1-19	20-29	30-39	40-49	50+
Turner 4.0, Sochia 3.5, Bosa 3.0, Readon 2.0, Lambrecht 1.5, Offerdahl 1.5, M. Brown 1.0, Brudzinski 1.0, Frye 1.0, Graf 1.0, S. Scott 1.0, Wimberly 0.5.					
DOLPHINS 21.0, OPPONENTS 13.0					

USUAL STARTERS	OFFENSE
WR	Mark Duper (12)
LT	Jon Giesler (9)
LG	Roy Foster (12)
C	Dwight Stephenson (9)
RG	Tom Toth (12)
RT	Ronnie Lee (9)
TE	Bruce Hardy (12)
WR	Mark Clayton (12)
QB	Dan Marino (12)
RB	Lorenzo Hampton (6)
	*Troy Stradford (5)
FB	Woody Bennett (11)

DEFENSE	
LDE	T.J. Turner (12)
NT	Brian Sochia (12)
RDE	*John Bosa (12)
LOLB	Bob Brudzinski (7)
	*Rick Graf (5)
LILB	Jackie Shipp (12)
RILB	John Offerdahl (9)
ROLB	Mark Brown (9)
LCB	Paul Lankford (11)
RCB	William Judson (12)
SS	Glenn Blackwood (8)
	Liffort Hobley (4)
FS	Bud Brown (8)
	Lyle Blackwood (2)
	Liffort Hobley (2)

boldface indicates Pro Bowl performer
* indicates rookie

PASSING	ATT.	COMP.	YDS.	PCT.	TD	INT.	LG	SCK/LST	RATING
Marino	444	263	3245	59.2	26	13	59t	9/77	89.2
Mackey	109	57	604	52.3	3	5	30	4/24	58.8
Strook	23	13	114	56.5	0	1	26	0/0	51.7
Stankavage	7	4	8	57.1	0	1	8	0/0	22.6
Stradford	1	1	6	100.0	0	0	6	0/0	91.7
DOLPHINS	584	338	3977	57.9	29	20	59t	13/101	81.0
OPPONENTS	494	295	3430	59.7	21	16	55	21/183	81.5

1988 FINAL STATISTICS (6-10)

DATE	OPPONENT	SCORE	W/L	ATT.
9/4	at Chicago	7-34	L	63,330
9/11	at Buffalo	6-9	L	79,520
9/18	GREEN BAY	24-17	W	54,409
9/25	at Indianapolis	13-15	L	59,638
10/2	MINNESOTA	24-7	W	59,867
10/9	at L.A. Raiders	24-14	W	50,751
10/16	SAN DIEGO	31-28	W	58,972
10/23	N.Y. JETS	30-44	L	68,292
10/30	at Tampa Bay	17-14	W	67,352
11/6	at New England	10-21	L	60,840
11/14	BUFFALO	6-31	L	67,091
11/20	NEW ENGLAND	3-6	L	53,526
11/27	at N.Y. Jets	34-38	L	52,752
12/4	INDIANAPOLIS	28-31	L	45,236
12/12	CLEVELAND	38-31	W	61,884
12/18	at Pittsburgh	24-40	L	36,051

TEAM STATISTICS	MIA.	OPP.
TOTAL FIRST DOWNS	321	359
By Rushing	77	155
By Passing	218	173
By Penalty	26	31
Third Down: Made/Att.	71/184	101/207
Fourth Down: Made/Att.	7/16	6/13
TOTAL NET YARDS	5721	5781
Average Per Game	357.6	361.3
Total Plays	963	1072
Average Per Play	5.9	5.4
NET YARDS RUSHING	1205	2506
Average Per Game	75.3	156.6
Total Rushes	335	557
NET YARDS PASSING	4516	3275
Average Per Game	282.3	204.7
Tackled/Yards Lost	7/41	24/167
Gross Yards	4557	3442
Attempts/Completions	621/363	491/298
Completion Percentage	58.5	60.7
Had Intercepted	23	16
PUNTS/AVERAGE	64/43.0	58/41.8
PENALTIES/YARDS	99/845	103/734
FUMBLES/BALL LOST	26/12	31/15
TOUCHDOWNS	41	45
By Rushing	11	22
By Passing	29	19
By Returns	1	4

Score By Quarters	1	2	3	4	OT	Total
DOLPHINS	72	97	88	62	0	319
OPPONENTS	51	159	69	101	0	380

RUSHING	NO.	YDS.	AVG.	LG	TD
Hampton	117	414	3.5	33	9
Stradford	95	335	3.5	18	2
Davenport	55	273	5.0	64	0
Bennett	31	115	3.7	12	0
Jensen	10	68	6.8	23	0
Cribbs	5	21	4.2	11	0
Clayton	1	4	4.0	4	0
Edmunds	1	-8	-8.0	-8	0
Marino	20	-17	-0.9	6	0
DOLPHINS	335	1205	3.6	64	11
OPPONENTS	557	2506	4.5	44	22

RECEIVING	NO.	YDS.	AVG.	LG	TD
Clayton	86	1129	13.1	45t	14
Jensen	58	652	11.2	31	5
Stradford	56	426	7.6	36	1

PASSING	ATT.	COMP.	YDS.	PCT.	TD	INT.	LG	SCK/LST	RATING
Marino	606	354	4434	58.4	28	23	80t	6/31	80.8
Jaworski	14	9	123	64.3	1	0	22	1/10	116.1
Stradford	1	0	0	0.0	0	0	0	0/0	39.6
DOLPHINS	621	363	4557	58.5	29	23	80t	7/41	81.5
OPPONENTS	491	298	3442	60.7	19	16	47	24/167	81.2

Duper	39	626	16.1	56	1
Edmunds	33	575	17.4	80t	3
Davenport	30	282	9.4	27	0
Banks	23	430	18.7	55	2
Hampton	23	204	8.9	39t	3
Schwedes	6	130	21.7	42	0
Hardy	4	46	11.5	19	0
Pruitt	2	38	19.0	19	0
Bennett	2	16	8.0	12	0
Kinchen	1	3	3.0	3	0

DOLPHINS	363	4557	12.6	80t	29
OPPONENTS	298	3442	11.6	47	19

INTERCEPTIONS	NO.	YDS.	AVG.	LG	TD
Williams	4	62	15.5	23	0
Judson	4	57	14.3	52	0
M. Brown	2	13	6.5	13	0
Offerdahl	2	2	1.0	2	0
Thomas	1	48	48.0	48	0
McNeal	1	23	23.0	23	0
Graf	1	14	14.0	14	0
Lankford	1	0	0.0	0	0
DOLPHINS	16	219	13.7	52	0
OPPONENTS	23	399	17.3	78t	4

PUNTING	NO.	YDS.	AVG.	LG	BK
Roby	64	2754	43.0	64	0

DOLPHINS	64	2754	43.0	64	0
OPPONENTS	58	2427	41.8	66	1

PUNT RET.	NO.	YDS.	AVG.	LG	TD
Schwedes	24	230	9.6	36	0
Williams	3	29	9.7	14	0

DOLPHINS	27	259	9.6	36	0
OPPONENTS	35	318	9.1	31	0

KICKOFF RET.	NO.	YDS.	AVG.	LG	TD
Cribbs	41	863	21.0	44	0
Hampton	9	216	24.0	37	0
Williams	8	159	19.9	27	0
Schwedes	3	49	16.3	25	0
Davenport	2	41	20.5	21	0
Edmunds	1	20	20.0	20	0
Hardy	1	17	17.0	17	0
DOLPHINS	65	1365	21.0	44	0
OPPONENTS	53	1109	20.9	57	0

SCORING	Ru	Pa	Rt	PAT	FG	S	TP
Clayton	0	14	0	0	0	0	84
Hampton	9	3	0	0	0	0	72
Reveiz	0	0	0	31/32	8/12	0	55
Jensen	0	5	0	0	0	0	30
Edmunds	0	3	0	0	0	0	18
Franklin	0	0	0	6/7	4/11	0	18
Stradford	2	1	0	0	0	0	18
Banks	0	2	0	0	0	0	12
Duper	0	1	0	0	0	0	6
Hobley	0	0	1	0	0	0	6
DOLPHINS	11	29	1	37/41	12/23	0	319
OPPONENTS	22	19	4	44/45	22/28	0	380

FIELD GOALS	1-19	20-29	30-39	40-49	50+
Reveiz	0/0	4/4	3/4	1/2	0/2
Franklin	0/0	1/2	2/4	0/1	1/4
DOLPHINS	0/0	5/6	5/8	1/3	1/6
OPPONENTS	0/0	6/6	10/11	4/7	2/4

SACKS
Turner 5.0, Sochia 4.5, Cline 4.0, Kumerow 3.0, Green 2.5, Bosa 2.0, Graf 1.0, Lankford 1.0, M. Brown 0.5, Offerdahl 0.5.

DOLPHINS 24.0, OPPONENTS 7.0

USUAL STARTERS
OFFENSE
WR Mark Duper (13)
LT Jon Giesler (9)
Mark Dennis (7)
LG Roy Foster (15)
C Jeff Dellenbach (16)
RG *Harry Galbreath (12)
RT Ronnie Lee (16)
TE *Ferrell Edmunds (14)
WR Mark Clayton (16)
QB Dan Marino (16)
RB Lorenzo Hampton (10)
FB Woody Bennett (7)
Ron Davenport (5)
Jim Jensen (4)

DEFENSE
LDE T.J. Turner (16)
NT Brian Sochia (16)
RDE Jackie Cline (9)
John Bosa (6)
LOLB Rick Graf (16)
LILB Mark Brown (12)
RILB John Offerdahl (16)
ROLB Hugh Green (16)
LCB Paul Lankford (10)
RCB William Judson (16)
SS Liffort Hobley (13)
FS *Jarvis Williams (16)

boldface indicates Pro Bowl performer
* indicates rookie

1989 FINAL STATISTICS (8-8)

DATE	OPPONENT	SCORE	W/L	ATT.
9/10	BUFFALO	24-27	L	54,541
9/17	at New England	24-10	W	57,043
9/24	N.Y. JETS	33-40	L	65,908
10/1	at Houston	7-39	L	53,326
10/8	CLEVELAND	13-10(OT)	W	58,444
10/15	at Cincinnati	20-13	W	58,184
10/22	GREEN BAY	23-20	W	56,624
10/29	at Buffalo	17-31	L	80,208
11/5	INDIANAPOLIS	19-13	W	52,680
11/12	at N.Y. Jets	31-23	W	65,923
11/19	at Dallas	17-14	W	56,044
11/26	PITTSBURGH	14-34	L	59,936
12/3	at Kansas City	21-26	L	54,610
12/10	NEW ENGLAND	31-10	W	55,918
12/17	at Indianapolis	13-42	L	55,665
12/24	KANSAS CITY	24-27	L	43,612

TEAM STATISTICS	MIA.	OPP.
TOTAL FIRST DOWNS	311	337
By Rushing	88	139
By Passing	202	180
By Penalty	21	18
Third Down: Made/Att.	101/209	67/194
Fourth Down: Made/Att.	7/14	8/21
TOTAL NET YARDS	5546	5696
Average Per Game	346.6	356.0
Total Plays	1011	1045
Average Per Play	5.5	5.5
NET YARDS RUSHING	1330	2153
Average Per Game	83.1	134.6
Total Rushes	400	493
NET YARDS PASSING	4216	3543
Average Per Game	263.5	221.4
Tackled/Yards Lost.	10/86	39/268
Gross Yards	4302	3811
Attempts/Completions	601/331	513/315
Completion Percentage	55.1	61.4
Had Intercepted	25	15
PUNTS/AVERAGE	59/41.7	62/39.0
PENALTIES/YARDS	83/614	106/831
FUMBLES/BALL LOST	30/16	19/8
TOUCHDOWNS	39	43
By Rushing	10	19
By Passing	26	21
By Returns	3	3

Score By Quarters	1	2	3	4	OT	Total
DOLPHINS	78	96	73	81	3	331
OPPONENTS	57	128	77	117	0	379

RUSHING	NO.	YDS.	AVG.	LG	TD
Smith	200	659	3.3	25	6
Stradford	66	240	3.6	13	1
Logan	57	201	3.5	14	0
Davenport	14	56	4.0	9	1
Jensen	8	50	6.3	14	0
Hampton	17	47	2.8	9	0
Secules	4	39	9.8	17	0
T. Brown	13	26	2.0	6	0
Faola	2	10	5.0	5	0
Clayton	3	9	3.0	11	0
Roby	2	0	0.0	0	0
Marino	14	-7	-0.5	2	2
DOLPHINS	400	1330	3.3	25	10
OPPONENTS	493	2153	4.4	33	19

RECEIVING	NO.	YDS.	AVG.	LG	TD
Clayton	64	1011	15.8	78t	9
Jensen	61	557	9.1	20	6
Duper	49	717	14.6	41	1
Edmunds	32	382	11.9	30	3
Banks	30	520	17.3	61	1
Stradford	25	233	9.3	32	0
A. Brown	24	410	17.1	48t	5
T. Brown	13	117	9.0	23	0
Hampton	8	25	3.1	12	0
Schwedes	7	174	24.9	65t	1
Logan	5	34	6.8	11	0
Davenport	3	19	6.3	9	0
Kinchen	1	12	12.0	12	0
Faola	1	8	8.0	8	0
Hardy	1	2	2.0	2	0

DOLPHINS	331	4302	13.0	78t	26
OPPONENTS	315	3811	12.1	63t	21

INTERCEPTIONS	NO.	YDS.	AVG.	LG	TD
Oliver	4	32	8.0	23	0
McNeal	3	-6	-2.0	0	0
Williams	2	43	21.5	24	0
Judson	2	31	15.5	28	0
Thomas	2	4	2.0	4	0
Hobley	1	22	22.0	22	0
Lankford	1	0	0.0	0	0

DOLPHINS	15	126	8.4	28	0
OPPONENTS	25	335	13.4	48	1

PUNTING	NO.	YDS.	AVG.	LG	BK
Roby	58	2458	42.4	58	1
DOLPHINS	59	2458	41.7	58	1
OPPONENTS	62	2416	39.0	63	1

PUNT RET.	NO.	YDS.	AVG.	LG	TD
Schwedes	18	210	11.7	70t	1
Stradford	14	129	9.2	19	0
Gibson	1	-1	-1.0	-1	0
DOLPHINS	33	338	10.2	70t	1
OPPONENTS	26	256	9.8	18	0

KICKOFF RET.	NO.	YDS.	AVG.	LG	TD
Logan	24	613	25.5	97t	1
Hampton	17	303	17.8	34	0
Reaves	6	84	14.0	22	0
Schwedes	3	24	8.0	13	0
Faola	2	30	15.0	17	0
Kinchen	2	26	13.0	17	0
A. Brown	2	9	4.5	9	0
Williams	1	21	21.0	21	0
Davenport	1	19	19.0	19	0
Ahrens	1	10	10.0	10	0
Goode	1	8	8.0	8	0
Bruzdzinski	1	6	6.0	6	0
DOLPHINS	61	1153	18.9	97t	1
OPPONENTS	63	1215	19.3	40	0

SCORING	Ru	Pa	Rt	PAT	FG	S	TP
Stoyanovich	0	0	0	38/39	19/26	0	95
Clayton	0	9	0	0	0	0	54
Jensen	0	6	0	0	0	0	36
Smith	6	0	0	0	0	0	36
A. Brown	0	5	0	0	0	0	30
Edmunds	0	3	0	0	0	0	18

Logan	0	0	2	0	0	0	12
Marino	2	0	0	0	0	0	12
Schwedes	0	1	1	0	0	0	12
Banks	0	1	0	0	0	0	6
Davenport	1	0	0	0	0	0	6
Duper	0	1	0	0	0	0	6
Stradford	1	0	0	0	0	0	6
Team	0	0	0	0	0	1	2

DOLPHINS	10	26	3	38/39	19/26	1	331
OPPONENTS	19	21	3	42/43	25/33	2	379

FIELD GOALS	1-19	20-29	30-39	40-49	50+
Stoyanovich	1/1	8/8	5/6	4/8	1/3
DOLPHINS	1/1	8/8	5/6	4/8	1/3
OPPONENTS	1/1	8/8	5/6	4/8	1/3

SACKS	1989	1988	1987	1986	1985	1984	1983
Cross	10.0	Green 7.5	Sochia 5.0	Bosa 2.0	Cline 2.0	Kumerow 2.0	Offerdahl 1.5
Ahrens 1.0	Cline 1.0	Frye 1.0	Graf 1.0	Hobley 1.0	Junior 1.0	Krauss 1.0	Lankford 1.0
Thomas 1.0	Williams 1.0	TEAM 1.0					

DOLPHINS	39.0	OPPONENTS	10.0
----------	------	-----------	------

USUAL STARTERS	OFFENSE
WR	Mark Duper (14)
LT	Jeff Dellenbach (15)
LG	Ray Foster (16)
C	*Jeff Ulhenhake (15)
RG	Harry Galbreath (14)
RT	Ronnie Lee (15)
TE	Ferrell Edmunds (16)
WR	Mark Clayton (15)
QB	Dan Marino (16)
RB	*Sammie Smith (12)
FB	Tom Brown (7)
	Marc Logan (4)
	Ron Davenport (3)

DEFENSE	
LDE	T.J. Turner (11)
NT	Brian Sochia (16)
RDE	Jeff Cross (16)
LOLB	E.J. Junior (12)
LILB	Dave Ahrens (8)
	John Offerdahl (8)
RILB	Barry Krauss (12)
ROLB	Hugh Green (16)
LCB	Paul Lankford (16)
RCB	William Judson (14)
SS	Jarvis Williams (16)
FS	*Louis Oliver (13)

boldface indicates Pro Bowl performer
* indicates rookie

PASSING	ATT.	COMP.	YDS.	PCT.	TD	INT.	LG	SCK/LST	RATING
Marino	550	308	3997	56.0	24	22	78t	10/86	76.9
Secules	50	22	286	44.0	1	3	44t	0/0	44.3
Jensen	1	1	19	100.0	1	0	19t	0/0	158.3
DOLPHINS	601	331	4302	55.1	26	25	78t	10/86	74.9
OPPONENTS	513	315	3811	61.4	21	15	63t	39/268	85.7

1990 FINAL STATISTICS (12-4)

DATE	OPPONENT	SCORE	W/L	ATT.
9/9	at New England	27-24	W	45,305
9/16	BUFFALO	30-7	W	68,142
9/23	at N.Y. Giants	3-20	L	76,483
9/30	at Pittsburgh	28-6	W	54,691
10/7	N.Y. JETS	20-16	W	69,678
10/18	NEW ENGLAND	17-10	W	62,630
10/28	at Indianapolis	27-7	W	59,213
11/4	PHOENIX	23-3	W	54,924
11/11	at N.Y. Jets	17-3	W	68,362
11/19	L.A. RAIDERS	10-13	L	70,553
11/25	at Cleveland	30-13	W	70,225
12/2	at Washington	20-42	L	53,599
12/9	PHILADELPHIA	23-20(OT)	W	67,034
12/16	SEATTLE	24-17	W	57,851
12/23	at Buffalo	14-24	L	80,235
12/30	INDIANAPOLIS	23-17	W	59,547

TEAM STATISTICS	MIA.	OPP.
TOTAL FIRST DOWNS	303	268
By Rushing	90	110
By Passing	190	145
By Penalty	23	13
Third Down: Made/Att.	88/206	79/207
Fourth Down: Made/Att.	10/13	7/18
TOTAL NET YARDS	5047	4547
Average Per Game	315.4	284.2
Total Plays	975	968
Average Per Play	5.2	4.7
NET YARDS RUSHING	1535	1831
Average Per Game	95.9	114.4
Total Rushes	420	461
NET YARDS PASSING	3512	2716
Average Per Game	219.5	169.8
Tackled/Yards Lost	16/99	45/348
Gross Yards	3611	3064
Attempts/Completions	539/310	462/257
Completion Percentage	57.5	55.6
Had Intercepted	12	19
PUNTS/AVERAGE	72/42.0	75/40.0
PENALTIES/YARDS	64/486	95/759
FUMBLES/BALL LOST	33/15	23/8
TOUCHDOWNS	39	26
By Rushing	13	11
By Passing	21	14
By Returns	5	1

Score By Quarters 1 2 3 4 OT Total

DOLPHINS	60	113	77	83	3	336
OPPONENTS	30	108	39	65	0	242

RUSHING	NO.	YDS.	AVG.	LG	TD
Smith	226	831	3.7	33	8
Logan	79	317	4.0	17	2
Stradford	37	138	3.7	15	1
Paige	32	95	3.0	11	2
Higgs	10	67	6.7	27	0
Secules	8	34	4.3	17	0
Marino	16	29	1.8	15	0
Limbrick	5	14	2.8	5	0
Martin	1	8	8.0	8	0
Jensen	4	6	1.5	2	0
Banks	1	3	3.0	3	0
Edmunds	1	-7	-7.0	-7	0
DOLPHINS	420	1535	3.7	33	13
OPPONENTS	461	1831	4.0	39	11

RECEIVING	NO.	YDS.	AVG.	LG	TD
Duper	52	810	15.6	69t	5
Jensen	44	365	8.3	18	1
Paige	35	247	7.1	17t	4
Clayton	32	406	12.7	43	3
Edmunds	31	446	14.4	35	1
Stradford	30	257	8.6	23	0
Martin	29	388	13.4	45	2
Pruitt	13	235	18.1	35t	3
Banks	13	131	10.1	23	0
Smith	11	134	12.2	53t	1
Logan	7	54	7.7	12	0
Schwedes	6	66	11.0	19	1
Limbrick	4	23	5.8	9	0
A. Brown	3	49	16.3	24	0
DOLPHINS	310	3611	11.6	69t	21
OPPONENTS	257	3064	11.9	64t	14

INTERCEPTIONS	NO.	YDS.	AVG.	LG	TD
Oliver	5	87	17.4	35	0
Williams	5	82	16.4	42t	1
McKyer	4	40	10.0	21	0
Glenn	2	31	15.5	31t	1
Offerdahl	1	28	28.0	28	0
Hobley	1	15	15.0	15	0
Kumerow	1	5	5.0	5	0
DOLPHINS	19	288	15.2	42t	2
OPPONENTS	12	184	15.3	73	0

PUNTING	NO.	YDS.	AVG.	LG	BK
Roby	72	3022	42.0	62	0
DOLPHINS	72	3022	42.0	62	0
OPPONENTS	75	3001	40.0	63	1

PUNT RET.	NO.	YDS.	AVG.	LG	TD
Martin	26	140	5.4	35	0
Schwedes	9	89	9.9	23	0
Stradford	3	4	1.3	4	0
Williams	1	0	0.0	0	0
DOLPHINS	39	233	6.0	35	0
OPPONENTS	40	397	9.9	36	0

KICKOFF RET.	NO.	YDS.	AVG.	LG	TD
Logan	20	367	18.4	35	0
Higgs	10	210	21.0	30	0
Stradford	3	56	18.7	21	0
Schwedes	2	52	26.0	30	0
Collins	2	30	15.0	30	0
Adams	2	16	8.0	10	0
Paige	1	18	18.0	18	0
Kinchen	1	16	16.0	16	0
Sims	1	9	9.0	9	0
Graf	1	6	6.0	6	0
DOLPHINS	43	780	18.1	35	0
OPPONENTS	53	1092	20.6	38	0

SCORING	Ru	Pa	Rt	PAT	FG	S	TP
Stoyanovich	0	0	0	37/37	21/25	0	100
Smith	8	1	0	0	0	0	54
Paige	2	4	0	0	0	0	36
Duper	0	5	0	0	0	0	30
Clayton	0	3	0	0	0	0	18
Pruitt	0	3	0	0	0	0	18
Logan	2	0	0	0	0	0	12
Martin	0	2	0	0	0	0	12
Edmunds	0	1	0	0	0	0	6

Glenn	0	0	1	0	0	0	6
Higgs	0	0	1	0	0	0	6
Jensen	0	1	0	0	0	0	6
Odum	0	0	1	0	0	0	6
Schwedes	0	1	0	0	0	0	6
Sochia	0	0	1	0	0	0	6
Stradford	1	0	0	0	0	0	6
Williams	0	0	1	0	0	0	6
Team	0	0	0	0	0	1	2

DOLPHINS	13	21	5	37/37	21/25	1	336
OPPONENTS	11	14	1	26/26	20/29	0	242

FIELD GOALS	1-19	20-29	30-39	40-49	50+
Stoyanovich	2/2	7/8	6/7	4/5	2/3
DOLPHINS	2/2	7/8	6/7	4/5	2/3
OPPONENTS	1/1	6/6	4/9	7/8	2/5

SACKS

Cross 11.5, Junior 6.0, Griggs 5.5, Wilson 4.0, Hobley 3.0, Ogleby 2.5, Green 2.0, Williams 2.0, Lee 1.5, J.B. Brown 1.0, Glenn 1.0, Odum 1.0, Offerdahl 1.0, Oliver 1.0, Sochia 1.0, Turner 1.0.

DOLPHINS 45.0, OPPONENTS 16.0

USUAL STARTERS

OFFENSE

WR	Mark Duper (15)
LT	*Richmond Webb (16)
LG	*Keith Sims (13)
C	Jeff Ulhenhake (16)
RG	Harry Galbreath (16)
RT	Mark Dennis (16)
TE	Ferrell Edmunds (16)
WR	Mark Clayton (10)
QB	Dan Marino (16)
RB	Sammie Smith (16)
FB	Tony Paige (13)

DEFENSE

LDE	T.J. Turner (12)
NT	Shawn Lee (10)
RDE	Jeff Cross (16)
LOLB	David Griggs (16)
LILB	John Offerdahl (16)
RILB	Cliff Odum (16)
ROLB	Hugh Green (16)
LCB	Tim McKyer (16)
RCB	J.B. Brown (16)
SS	Jarvis Williams (16)
FS	Louis Oliver (16)

boldface indicates Pro Bowl performer

* indicates rookie

PASSING	ATT.	COMP.	YDS.	PCT.	TD	INT.	LG	SCK/LST	RATING
Marino	531	306	3563	57.6	21	11	69t	15/90	82.6
Secules	7	3	17	42.9	0	1	8	1/9	10.7
Jensen	1	1	31	100.0	0	0	31	0/0	118.8
DOLPHINS	539	310	3611	57.5	21	12	69t	16/99	81.6
OPPONENTS	462	257	3064	55.6	14	19	64t	45/348	69.0

1991 FINAL STATISTICS (8-8)

DATE	OPPONENT	SCORE	W/L	ATT.
9/1	at Buffalo	31-35	L	80,252
9/8	INDIANAPOLIS	17-6	W	51,155
9/15	at Detroit	13-17	L	56,896
9/22	GREEN BAY	16-13	W	56,583
9/29	at N.Y. Jets	23-41	L	71,170
10/6	at New England	20-10	W	49,749
10/13	at Kansas City	7-42	L	76,421
10/20	HOUSTON	13-17	L	60,705
11/3	at Indianapolis	10-6	W	55,899
11/10	NEW ENGLAND	30-20	W	56,065
11/18	BUFFALO	27-41	L	71,062
11/24	at Chicago	16-13(OT)	W	58,288
12/1	TAMPA BAY	33-14	W	51,036
12/9	CINCINNATI	37-13	W	60,616
12/15	at San Diego	30-38	L	47,731
12/22	N.Y. JETS	20-23(OT)	L	69,636

TEAM STATISTICS	MIA.	OPP.
TOTAL FIRST DOWNS	312	327
By Rushing	91	133
By Passing	205	177
By Penalty	16	17
Third Down: Made/Att.	84/205	103/210
Fourth Down: Made/Att.	10/13	6/10
TOTAL NET YARDS.....	5241	5406
Average Per Game	327.6	337.6
Total Plays	970	1019
Average Per Play	5.4	5.3
NET YARDS RUSHING	1352	2301
Average Per Game	84.5	143.8
Total Rushes	379	499
NET YARDS PASSING	3889	3105
Average Per Game	243.1	194.1
Tackled/Yards Lost.	28/188	35/248
Gross Yards	4077	3353
Attempts/Completions.	563/327	485/300
Completion Percentage.....	58.1	61.9
Had Intercepted	14	12
PUNTS/AVERAGE	57/44.8	65/39.8
PENALTIES/YARDS	62/516	91/684
FUMBLES/BALL LOST	23/14	19/9
TOUCHDOWNS	35	40
By Rushing	8	17
By Passing	26	18
By Returns	1	5

Score By Quarters	1	2	3	4	OT	Total
DOLPHINS	55	119	51	115	3	343
OPPONENTS	65	100	75	106	3	349

RUSHING	NO.	YDS.	AVG.	LG	TD
Higgs	231	905	3.9	24	4
S. Smith	83	297	3.6	18	1
Craver	20	58	2.9	7	1
Marino	27	32	1.2	11	1
Secules	4	30	7.5	12	1
Paige	10	25	2.5	6	0
Logan	4	5	1.3	2	0

DOLPHINS	379	1352	3.6	24	8
OPPONENTS	499	2301	4.6	63	17

RECEIVING	NO.	YDS.	AVG.	LG	TD
Duper	70	1085	15.5	43	5
Clayton	70	1053	15.0	43	12
Paige	57	469	8.2	26	1
Martin	27	434	16.1	54	2
Jensen	21	183	8.7	19	2

PASSING	ATT.	COMP.	YDS.	PCT.	TD	INT.	LG	SCK/LST	RATING
Marino	549	318	3970	57.9	25	13	54	27/182	85.8
Secules	13	8	90	61.5	1	1	17	1/6	75.8
Jensen	1	1	17	100.0	0	0	17	0/0	118.8
DOLPHINS.....	563	327	4077	58.1	26	14	54	28/188	85.7
OPPONENTS.....	485	300	3353	61.9	18	12	54	35/348	84.5

Baty	20	269	13.5	30	1
S. Smith	14	95	6.8	12	0
Edmunds	11	118	10.7	22	2
Higgs	11	80	7.3	13	0
Banks	9	119	13.2	25	1
Craver	8	67	8.4	25	0
Miller	4	49	12.3	15	0
Pruitt	2	30	15.0	24	0
Henry	2	17	8.5	9	0
Sims	1	9	9.0	9	0

DOLPHINS	327	4077	12.5	54	26
OPPONENTS	300	3353	11.2	54	18

INTERCEPTIONS	NO.	YDS.	AVG.	LG	TD
Oliver	5	80	16.0	37	0
Harden	2	39	19.5	22	0
Lee	1	14	14.0	14	0
Reichenbach ..	1	2	2.0	2	0
Brown	1	0	0.0	0	0
J. Williams	1	0	0.0	0	0
Odum	1	0	0.0	0	0
DOLPHINS	12	135	11.3	37	0
OPPONENTS	14	217	15.5	83	2

PUNTING	NO.	YDS.	AVG.	LG	BK
Roby	54	2466	45.7	64	1
Stoyanovich	2	85	42.5	49	0
DOLPHINS	56	2551	44.8	64	1
OPPONENTS	65	2588	39.8	61	2

PUNT RET.	NO.	YDS.	AVG.	LG	TD
Miller	28	248	8.9	32	0
Martin	1	10	10.0	10	0
Junior	1	0	0.0	0	0

DOLPHINS	30	258	8.6	32	0
OPPONENTS	30	332	11.1	39	0

KICKOFF RET.	NO.	YDS.	AVG.	LG	TD
Craver	32	615	19.2	49	0
Logan	12	191	15.9	31	0
Paige	2	31	15.5	16	0
Hill	1	33	33.0	33	0
Henry	1	13	13.0	13	0
J. Williams	1	7	7.0	7	0
Dellenbach	1	0	0.0	0	0

DOLPHINS	50	890	17.8	49	0
OPPONENTS	66	1270	19.2	39	0

SCORING	Ru	Pa	Rt	PAT	FG	S	TP
Stoyanovich	0	0	0	28/29	31/37	0	121
Clayton	0	12	0	0	0	0	72
Duper	0	5	0	0	0	0	30
Higgs	4	0	0	0	0	0	24
Edmunds	0	2	0	0	0	0	12
Jensen	0	2	0	0	0	0	12
Martin	0	2	0	0	0	0	12
Baumann	0	0	0	6/6	2/2	0	12
Banks	0	1	0	0	0	0	6
Baty	0	1	0	0	0	0	6
Craver	1	0	0	0	0	0	6
Klingbell	0	0	1	0	0	0	6
Marino	1	0	0	0	0	0	6
Paige	0	1	0	0	0	0	6
S. Smith	1	0	0	0	0	0	6
Secules	1	0	0	0	0	0	6
DOLPHINS	8	26	1	34/35	33/39	0	343
OPPONENTS	17	18	5	40/40	23/33	0	349

FIELD GOALS 1-19 20-29 30-39 40-49 50+

Stoyanovich	2/2	8/8	11/12	7/10	3/5
Baumann	0/0	1/1	0/0	1/1	0/0
DOLPHINS	2/2	9/9	11/12	8/11	3/5
OPPONENTS ..	1/1	9/11	6/7	6/9	1/5

SACKS

Cross 7.0, Griggs 5.5, Junior 5.0, Klingbell 5.0, Turner 4.0, B. Cox 2.0, Offerdahl 1.5, Gardner 1.0, H. Green 1.0, Harden 1.0, Odom 1.0, TEAM 1.0.

DOLPHINS 35.0, OPPONENTS 28.0

USUAL STARTERS

OFFENSE

WR	Mark Duper (16)
LT	Richmond Webb (14)
LG	Keith Sims (12)
C	Jeff Uhlenhake (10)
RG	Harry Galbreath (16)
RT	Mark Dennis (16)
TE	Greg Baty (8)
	Ferrell Edmunds (8)
WR	Mark Clayton (16)
QB	Dan Marino (16)
RB	Mark Higgs (10)
FB	Tony Paige (16)

DEFENSE

LDE	Alfred Oglesby (8)
	T.J. Turner (8)
NT	Chuck Klingbell (4)
	Alfred Oglesby (4)
	T.J. Turner (4)
RDE	Jeff Cross (16)
LOLB	David Griggs (16)
LILB	Cliff Odom (15)
RILB	Mike Reichenbach (10)
ROLB	Bryan Cox (13)
LCB	Vestee Jackson (11)
RCB	J.B. Brown (11)
SS	Bobby Harden (11)
FS	Louis Oliver (16)

boldface indicates Pro Bowl performer

* indicates rookie

1992 FINAL STATISTICS (11-5)

DATE	OPPONENT	SCORE	W/L	ATT.
9/14	at Cleveland	27-23	W	74,765
9/20	L.A. RAMS	26-10	W	55,945
9/27	at Seattle	19-17	W	59,374
10/4	at Buffalo	37-10	W	80,368
10/11	ATLANTA	21-17	W	68,633
10/18	NEW ENGLAND	38-17	W	61,120
10/25	INDIANAPOLIS	20-31	L	61,117
11/1	at N.Y. Jets	14-26	L	69,313
11/8	at Indianapolis	28-0	W	59,892
11/16	BUFFALO	20-26	L	70,629
11/22	HOUSTON	19-16	W	63,597
11/29	at New Orleans	13-24	L	68,591
12/6	at San Francisco	3-27	L	58,474
12/14	L.A. RAIDERS	20-7	W	67,098
12/20	N.Y. JETS	19-17	W	68,275
12/27	at New England	16-13(OT)	W	34,726

TEAM STATISTICS	MIA.	OPP.
TOTAL FIRST DOWNS	316	273
By Rushing	101	92
By Passing	194	168
By Penalty	21	13
Third Down: Made/Att.	78/201	88/217
Fourth Down: Made/Att.	8/16	7/20
TOTAL NET YARDS.....	5500	4583
Average Per Game	343.8	286.4
Total Plays	998	976
Average Per Play.....	5.5	4.7
NET YARDS RUSHING	1525	1600
Average Per Game	95.3	100.0
Total Rushes	407	428
NET YARDS PASSING	3975	2983
Average Per Game	248.8	186.4
Tackled/Yards Lost.	28/173	36/283
Gross Yards	4148	3266
Attempts/Completions.	563/332	512/294
Completion Percentage.....	59.0	57.4
Had Intercepted	17	18
PUNTS/AVERAGE	61/39.7	74/40.1
PENALTIES/YARDS	86/856	89/679
FUMBLES/BALL LOST	31/17	25/14
TOUCHDOWNS	36	32
By Rushing	9	9
By Passing	24	16
By Returns	3	7

Score By Quarters	1	2	3	4	OT	Total
DOLPHINS	75	85	87	90	3	340
OPPONENTS	49	80	71	81	0	281

RUSHING	NO.	YDS.	AVG.	LG	TD
Higgs	256	915	3.6	23	7
Humphrey	102	471	4.6	21	1
Marino	20	66	3.3	12	0
Parmalee	6	38	6.3	20	0
Paige	7	11	1.6	6	1
Mitchell	8	10	1.3	8	0
Craver	3	9	3.0	8	0
Saxon	4	7	1.8	4	0
Martin	1	-2	-2.0	-2	0
DOLPHINS	407	1525	3.7	23	9
OPPONENTS	428	1600	3.7	40	9

RECEIVING	NO.	YDS.	AVG.	LG	TD
Humphrey	54	507	9.4	26	1
K. Jackson	48	594	12.4	42	5
Paige	48	399	8.3	30	1

PASSING	ATT.	COMP.	YDS.	PCT.	TD	INT.	LG	SCK/LST	RATING
Marino	554	330	4116	59.6	24	16	62t	28/173	85.1
Mitchell	8	2	32	25.0	0	1	18	0/0	4.2
Martin	1	0	0	0.0	0	0	0	0/0	39.6
DOLPHINS	563	332	4148	59.0	24	17	62t	28/173	83.6
OPPONENTS	512	294	3266	57.4	16	18	60	36/283	72.3

Duper	44	762	17.3	62t	7
Clayton	43	619	14.4	44t	3
Martin	33	553	16.8	55t	2
Banks	22	319	14.5	39t	3
Higgs	16	142	8.9	21	0
Edmunds	10	91	9.1	15	1
Saxon	5	41	8.2	14	0
Clark	3	59	19.7	45	0
M. Williams	3	43	14.3	18	0
Baty	3	19	6.3	12	1

DOLPHINS	332	4148	12.5	62t	24
OPPONENTS	294	3266	11.1	60	16

INTERCEPTIONS	NO.	YDS.	AVG.	LG	TD
Oliver	5	200	40.0	103t	1
Brown	4	119	29.8	48	1
V. Jackson	3	63	21.0	30t	1
Vincent	2	47	23.5	32	0
J. Williams	2	29	14.5	25	0
Alexander	1	0	0.0	0	0
Cox	1	0	0.0	0	0
DOLPHINS	18	458	25.4	103t	3
OPPONENTS	17	446	26.2	102t	4

PUNTING	NO.	YDS.	AVG.	LG	BK
Roby	35	1443	41.2	60	0
Prokop	24	891	37.1	56	0
Stoyanovich	2	90	45.0	48	0
DOLPHINS	61	2424	39.7	60	0
OPPONENTS	74	2971	40.1	59	1

PUNT RET.	NO.	YDS.	AVG.	LG	TD
Miller	24	175	7.3	19	0
Vincent	5	16	3.2	6	0
Martin	1	0	0.0	0	0
J. Williams	1	0	0.0	0	0

DOLPHINS	31	191	6.2	19	0
OPPONENTS	33	382	11.6	84t	1

KICKOFF RET.	NO.	YDS.	AVG.	LG	TD
M. Williams	19	328	17.3	28	0
Parmalee	14	289	20.6	32	0
Craver	8	174	21.8	44	0
Paige	2	29	14.5	19	0
Humphrey	1	18	18.0	18	0
DOLPHINS	44	838	19.0	44	0
OPPONENTS	65	1380	21.2	82	0

SCORING	Ru	Pa	Rt	PAT	FG	S	TP
Stoyanovich	0	0	0	34/36	30/37	0	124
Duper	0	7	0	0	0	0	42
Higgs	7	0	0	0	0	0	42
K. Jackson	0	5	0	0	0	0	30
Banks	0	3	0	0	0	0	18
Clayton	0	3	0	0	0	0	18
Humphrey	1	1	0	0	0	0	12
Martin	0	2	0	0	0	0	12
Paige	1	1	0	0	0	0	12
Baty	0	1	0	0	0	0	6
Brown	0	0	1	0	0	0	6
Edmunds	0	1	0	0	0	0	6
V. Jackson	0	0	1	0	0	0	6
Oliver	0	0	1	0	0	0	6
DOLPHINS	9	24	3	34/36	30/37	0	340
OPPONENTS	9	16	7	30/32	19/26	1	281

FIELD GOALS	1-19	20-29	30-39	40-49	50+
Stoyanovich	0/0	9/9	14/16	4/4	3/8
DOLPHINS	0/0	9/9	14/16	4/4	3/8
OPPONENTS	2/2	8/8	4/5	3/8	2/3

SACKS	
Cox 14.0, Coleman 6.0, Cross 5.0, Griggs 3.0, Hobley 2.0, Offerdahl 1.5, Webster 1.5, Braggs 1.0, Hollier 1.0, Klingbeil 1.0.	

DOLPHINS 36.0, OPPONENTS 28.0	
-------------------------------	--

USUAL STARTERS	
OFFENSE	
WR	Mark Duper (16)
LT	Richmond Webb (16)
LG	Keith Sims (16)
C	Jeff Uhlenhake (13)
RG	Harry Galbreath (16)
RT	Jeff Dellenbach (8)
	Mark Dennis (8)
TE	Keith Jackson (11)
WR	Mark Clayton (13)
QB	Dan Marino (16)
RB	Mark Higgs (15)
FB	Tony Paige (16)

DEFENSE	
LDE	Jeff Cross (7)
	David Griggs (4)
	T.J. Turner (4)
NT	Chuck Klingbeil (13)
RDE	Jeff Cross (7)
	*Marco Coleman (7)
	*Marco Coleman (7)
	David Griggs (4)
LILB	John Grimsley (11)
RILB	John Offerdahl (8)
	*Dwight Hollier (4)
ROLB	Bryan Cox (16)
LCB	*Troy Vincent (11)
RCB	J.B. Brown (14)
SS	Jarvis Williams (10)
FS	Louis Oliver (16)

boldface indicates Pro Bowl performer
* indicates rookie

1993 FINAL STATISTICS (9-7)

DATE	OPPONENT	SCORE	W/L	ATT.
9/5	at Indianapolis	24-20	W	51,858
9/12	N.Y. JETS	14-24	L	70,314
9/26	at Buffalo	22-13	W	79,635
10/4	WASHINGTON	17-10	W	68,568
10/10	at Cleveland	24-14	W	78,138
10/24	INDIANAPOLIS	41-27	W	57,301
10/31	KANSAS CITY	30-10	W	67,765
11/7	at N.Y. Jets	10-27	L	71,306
11/14	at Philadelphia	19-14	W	64,213
11/21	NEW ENGLAND	17-13	W	59,982
11/25	at Dallas	16-14	W	60,198
12/5	N.Y. GIANTS	14-19	L	72,161
12/13	PITTSBURGH	20-21	L	70,232
12/19	BUFFALO	34-47	L	71,597
12/27	at San Diego	20-45	L	60,311
1/2	at New England	27-33(OT)	L	53,883

TEAM STATISTICS	MIA.	OPP.
TOTAL FIRST DOWNS	309	332
By Rushing	85	103
By Passing	207	205
By Penalty	17	24
Third Down: Made/Att.	100/218	103/229
Fourth Down: Made/Att.	8/17	3/10
TOTAL NET YARDS	5812	5150
Average Per Game	363.3	321.9
Total Plays	1030	1061
Average Per Play	5.6	4.9
NET YARDS RUSHING	1459	1665
Average Per Game	91.2	104.1
Total Rushes	419	460
NET YARDS PASSING	4353	3485
Average Per Game	272.1	217.8
Tackled/Yards Lost	30/211	29/197
Gross Yards	4564	3682
Attempts/Completions	581/342	572/350
Completion Percentage	58.9	61.2
Had Intercepted	18	13
PUNTS/AVERAGE	58/39.7	76/41.3
PENALTIES/YARDS	81/663	92/650
FUMBLES/BALL LOST	32/16	30/14
TOUCHDOWNS	40	43
By Rushing	10	12
By Passing	27	26
By Returns	3	5

Score By Quarters	1	2	3	4	OT	Total
DOLPHINS	100	76	85	88	0	349
OPPONENTS	56	126	71	92	6	351

RUSHING	NO.	YDS.	AVG.	LG	TD
Higgs	186	693	3.7	31	3
Kirby	119	390	3.3	20	3
Byars	64	269	4.2	77	3
Mitchell	21	89	4.2	32	0
Parmalee	4	16	4.0	12	0
Saxon	5	13	2.6	9	0
Martin	1	6	6.0	6	0
Pederson	2	-1	-0.5	0	0
DeBerg	4	-4	-1.0	-1	0
Fryar	3	-4	-1.3	2	0
Marino	9	-4	-0.4	4	1
McDuffie	1	-4	-4.0	-4	0
DOLPHINS	419	1459	3.5	77	10
OPPONENTS	460	1665	3.6	65	12

RECEIVING	NO.	YDS.	AVG.	LG	TD
Kirby	75	874	11.7	47	3
Fryar	64	1010	15.8	65	5
Byars	61	613	10.0	27	3
Ingram	44	707	16.1	77	6
K. Jackson	39	613	15.7	57	6
Martin	20	347	17.4	80	3
McDuffie	19	197	10.4	18	0
Higgs	10	72	7.2	15	0
Baty	5	78	15.6	32	1
Miller	2	15	7.5	8	0
Banks	1	26	26.0	26	0
M. Williams	1	11	11.0	11	0
Parmalee	1	1	1.0	1	0
DOLPHINS	342	4564	13.3	80	27
OPPONENTS	350	3682	10.5	54	26

INTERCEPTIONS	NO.	YDS.	AVG.	LG	TD
Brown	5	43	8.6	29	0
Oliver	2	60	30.0	56	1
Vincent	2	29	14.5	23	0
Green	2	0	0.0	0	0
Cox	1	26	26.0	26	0
Hobley	1	17	17.0	17	0
DOLPHINS	13	175	13.5	56	1
OPPONENTS	18	329	18.3	97	2

PUNTING	NO.	YDS.	AVG.	LG	BK
Hatcher	58	2304	39.7	56	0
DOLPHINS	58	2304	39.7	56	0
OPPONENTS	76	3135	41.3	60	1

PUNT RET.	NO.	YDS.	AVG.	LG	TD
McDuffie	28	317	11.3	72	2
Vincent	0	9	-	9	0
DOLPHINS	28	326	11.6	72	2
OPPONENTS	32	359	11.2	64	1

KICKOFF RET.	NO.	YDS.	AVG.	LG	TD
McDuffie	32	755	23.6	48	0
M. Williams	8	180	22.5	39	0
Kirby	4	85	21.3	26	0
Miller	2	22	11.0	16	0
Fryar	1	10	10.0	10	0
Baty	1	7	7.0	7	0
Saxon	1	7	7.0	7	0
Vincent	0	2	-	2	0
DOLPHINS	49	1068	21.8	48	0
OPPONENTS	62	1239	20.0	40	0

SCORING	Ru	Pa	Rt	PAT	FG	S	TP
Stoyanovich	0	0	0	37/37	24/32	0	109
Byars	3	3	0	0	0	0	36
Ingram	0	6	0	0	0	0	36
K. Jackson	0	6	0	0	0	0	36
Kirby	3	3	0	0	0	0	36
Fryar	0	5	0	0	0	0	30
Higgs	3	0	0	0	0	0	18
Martin	0	3	0	0	0	0	18
McDuffie	0	0	2	0	0	0	12
Baty	0	1	0	0	0	0	6
Marino	1	0	0	0	0	0	6
Oliver	0	0	1	0	0	0	6
DOLPHINS	10	27	3	37/40	24/32	0	349
OPPONENTS	12	26	5	40/42	17/27	1	351

FIELD GOALS	1-19	20-29	30-39	40-49	50+
Stoyanovich	2/2	9/10	7/11	4/7	2/2
DOLPHINS	2/2	9/10	7/11	4/7	2/2
OPPONENTS	0/0	3/4	8/11	5/10	1/2

SACKS

Cross	10.5	Coleman	5.5	Cox	5.0	Hunter	3.0
Veasey	2.0	Klingbeil	1.5	Alexander	1.0	Griggs	0.5

DOLPHINS 29.0, OPPONENTS 30.0

USUAL STARTERS

OFFENSE

WR	Irving Fryar (16)
LT	Richmond Webb (16)
LG	Keith Sims (16)
C	Jeff Dellenbach (11)
RG	Bert Weidner (11)
RT	Ron Heller (16)
TE	Keith Jackson (15)
WR	Mark Ingram (16)
QB	Scott Mitchell (7)
	Dan Marino (5)
	Steve DeBerg (4)
RB	Mark Higgs (8)
	Terry Kirby (8)
FB	Keith Byars (16)

DEFENSE

LDE	Jeff Cross (16)
DT	Larry Webster (9)
	Mike Golic (7)
NT	Chuck Klingbeil (16)
RDE	Marco Coleman (15)
LLB	John Grimsley (9)
	Dwight Hollier (4)
MLB	John Offerdahl (8)
	Dwight Hollier (6)
RLB	Bryan Cox (15)
LCB	Troy Vincent (13)
RCB	J.B. Brown (16)
SS	Jarvis Williams (14)
FS	Louis Oliver (11)

boldface indicates Pro Bowl performer
* indicates rookie

PASSING	ATT.	COMP.	YDS.	PCT.	TD	INT.	LG	SCK/LST	RATING
Mitchell	233	133	1773	57.1	12	8	77	7/49	84.2
DeBerg	188	113	1521	60.1	6	7	47	15/116	81.0
Marino	150	91	1218	60.7	8	3	80	7/42	95.9
Pederson	8	4	41	50.0	0	0	12	1/4	65.1
Byars	2	1	11	50.0	1	0	11	0/0	106.3
DOLPHINS	581	342	4564	58.9	27	18	80	30/211	86.4
OPPONENTS	572	350	3682	61.2	26	13	54	29/197	85.6

1994 FINAL STATISTICS (10-6)

DATE	OPPONENT	SCORE	W/L	ATT.
9/4	NEW ENGLAND	39-35	W	71,023
9/11	at Green Bay	24-14	W	55,011
9/18	N.Y. JETS	28-14	W	68,977
9/25	at Minnesota	35-38	L	64,035
10/2	at Cincinnati	23-7	W	55,056
10/9	at Buffalo	11-21	L	79,491
10/16	L.A. RAIDERS	20-17(OT)	W	70,112
10/30	at New England	23-3	W	59,167
11/6	INDIANAPOLIS	22-21	W	71,158
11/13	CHICAGO	14-17	L	64,871
11/20	at Pittsburgh	13-16(OT)	L	59,148
11/27	at N.Y. Jets	28-24	W	75,606
12/4	BUFFALO	31-42	L	69,358
12/12	KANSAS CITY	45-28	W	71,578
12/18	at Indianapolis	6-10	L	58,867
12/25	DETROIT	27-20	W	70,980

TEAM STATISTICS	MIA.	OPP.
TOTAL FIRST DOWNS	344	305
By Rushing	109	85
By Passing	220	195
By Penalty	15	25
Third Down: Made/Att.	101/219	76/197
Fourth Down: Made/Att.	17/25	8/22
TOTAL NET YARDS	6078	5224
Average Per Game	379.9	326.5
Total Plays	1078	1000
Average Per Play	5.6	5.2
NET YARDS RUSHING	1658	1430
Average Per Game	103.6	89.4
Total Rushes	433	394
NET YARDS PASSING	4420	3794
Average Per Game	276.3	237.1
Tackled/Yards Lost	18/113	29/160
Gross Yards	4533	3954
Attempts/Completions	627/392	577/334
Completion Percentage	62.5	57.9
Had Intercepted	18	23
PUNTS/AVERAGE	60/40.2	68/41.7
PENALTIES/YARDS	92/747	82/653
FUMBLES/BALL LOST	28/14	29/9
TOUCHDOWNS	45	42
By Rushing	13	14
By Passing	31	23
By Returns	1	5

Score By Quarters	1	2	3	4	OT	Total
DOLPHINS	22	135	105	124	3	389
OPPONENTS	85	52	87	100	3	327

RUSHING	NO.	YDS.	AVG.	LG	TD
Parmalee	216	868	4.0	47t	6
Spikes	70	312	4.5	40	2
Kirby	60	233	3.9	30	2
Higgs	19	68	3.6	21	0
Byars	19	64	3.4	12	2
Craver	6	43	7.2	19	0
McDuffie	5	32	6.4	12	0
Kosar	1	17	17.0	17	0
Saxon	8	16	2.0	7	0
Gary	7	11	1.6	4	0
Marino	22	-6	-0.3	10	1
DOLPHINS	433	1658	3.8	47t	13
OPPONENTS	394	1430	3.6	45t	14

RECEIVING	NO.	YDS.	AVG.	LG	TD
Fryar	73	1270	17.4	54t	7
K. Jackson	59	673	11.4	35	7

Byars	49	418	8.5	34	5
Ingram	44	506	11.5	64t	6
McDuffie	37	488	13.2	30	3
Parmalee	34	249	7.3	22	1
Saxon	27	151	5.6	25	0
Craver	24	237	9.9	28	0
M. Williams	15	221	14.7	29	0
Kirby	14	154	11.0	26	0
Miller	6	94	15.7	27	1
Spikes	4	16	4.0	9	0
R. Williams	2	26	13.0	17	0
Gary	2	19	9.5	11	0
Baty	2	11	5.5	8	1

DOLPHINS	392	4533	11.6	64t	31
OPPONENTS	334	3954	11.8	83t	23

INTERCEPTIONS	NO.	YDS.	AVG.	LG	TD
Vincent	5	113	22.6	58t	1
Brown	3	82	27.3	38	0
Atkins	3	24	8.0	18	0
Stewart	3	11	3.7	11	0
Braxton	2	3	1.5	3	0
Beavers	2	0	0.0	0	0
Hollier	1	36	36.0	36	0
Veasey	1	7	7.0	7	0
Cross	1	0	0.0	0	0
Malone	1	0	0.0	0	0
Oliver	1	0	0.0	0	0

DOLPHINS	23	276	12.0	76t	1
OPPONENTS	18	190	10.6	28t	1

PUNTING	NO.	YDS.	AVG.	LG	BK
Arnold	46	1810	39.3	53	0
Kidd	14	602	43.0	58	0

DOLPHINS	60	2412	40.2	58	0
OPPONENTS	68	2834	41.7	64	0

PUNT RET.	NO.	YDS.	AVG.	LG	TD
McDuffie	32	228	7.1	26	0
Miller	1	13	13.0	13	0

DOLPHINS	33	241	7.3	26	0
OPPONENTS	32	324	10.1	75t	1

KICKOFF RET.	NO.	YDS.	AVG.	LG	TD
McDuffie	36	767	21.3	46	0
Spikes	19	434	22.8	34	0
R. Williams	2	25	12.5	15	0
M. Williams	2	9	4.5	9	0
Parmalee	2	0	0.0	0	0
Braxton	1	34	34.0	34	0
Miller	1	13	13.0	13	0
Saxon	1	12	12.0	12	0
Baty	1	0	0.0	0	0
Ingram	1	0	0.0	0	0

DOLPHINS	66	1294	19.6	46	0
OPPONENTS	74	1549	20.9	93t	2

SCORING	Ru	Pa	Rt	PAT	FG	S	2	TP
Stoyanovich	0	0	0	35/3524/31	0	0	0	107
Fryar	0	7	0	0	0	0	2	46
K. Jackson	0	7	0	0	0	0	1	44
Parmalee	6	1	0	0	0	0	1	44
Byars	2	5	0	0	0	0	0	42
Ingram	0	6	0	0	0	0	0	36
McDuffie	0	3	0	0	0	0	0	18
Kirby	2	0	0	0	0	0	1	14
Spikes	2	0	0	0	0	0	0	12
Baty	0	1	0	0	0	0	0	6

Marino	1	0	0	0	0	0	0	6
Miller	0	1	0	0	0	0	0	6
Vincent	0	0	1	0	0	0	0	6
Craver	0	0	0	0	0	0	1	2

DOLPHINS	13	31	1	35/3524/31	0	5	389
OPPONENTS	14	23	5	40/4011/18	0	1	351

FIELD GOALS	1-19	20-29	30-39	40-49	50+
Stoyanovich	1/1	8/8	6/10	8/10	1/2

DOLPHINS	1/1	8/8	6/10	8/10	1/2
OPPONENTS	3/3	1/1	3/4	4/8	0/2

TWO-POINT CONVERSIONS
Fryar 2, Craver 1, K. Jackson 1, Kirby 1, Parmalee 1

DOLPHINS 6-10, OPPONENTS 1-2

SACKS
Cross 9.5, Coleman 6.0, Bowens 3.0, Cox 3.0, Veasey 2.5, Singleton 2.0, Atkins 1.0, Smith 1.0, TEAM 1.0.

DOLPHINS 29.0, OPPONENTS 18.0

USUAL STARTERS
OFFENSE
WR Irving Fryar (16)
LT Richmond Webb (16)
LG Keith Sims (16)
C Jeff Dellenbach (16)
RG Bert Weidner (14)
RT Ron Heller (16)
TE Keith Jackson (16)
WR Mark Ingram (13)
QB Dan Marino (16)
RB Bernie Parmalee (10)
FB Keith Byars (9)
James Saxon (7)

DEFENSE
LDE Jeff Cross (10)
DT Tim Bowens (15)
NT Chuck Klingbeil (15)
RDE Marco Coleman (16)
LLB Chris Singleton (11)
MLB Bryan Cox (15)
RLB Dwight Hollier (6)
*Aubrey Beavers (6)
LCB Troy Vincent (12)
RCB J.B. Brown (16)
SS Michael Stewart (16)
FS Gene Atkins (15)

boldface indicates Pro Bowl performer
* indicates rookie

PASSING	ATT.	COMP.	YDS.	PCT.	TD	INT.	LG	SCK/LST	RATING
Marino	615	385	4453	62.6	30	17	64t	18/113	89.2
Kosar	12	7	80	58.3	1	1	22	0/0	71.5
DOLPHINS	627	392	4533	62.5	31	18	64t	18/113	88.8
OPPONENTS	577	334	3954	57.9	23	23	83t	29/160	75.6

1995 FINAL STATISTICS (9-7)

DATE	OPPONENT	SCORE	W/L	ATT.
9/3	N.Y. JETS	52-14	W	71,317
9/10	at New England	20-3	W	60,239
9/18	PITTSBURGH	23-10	W	72,874
10/1	at Cincinnati	26-23	W	52,671
10/8	INDIANAPOLIS	24-27(OT)	L	68,471
10/15	at New Orleans	30-33	L	55,628
10/22	at N.Y. Jets	16-17	L	67,228
10/29	BUFFALO	23-6	W	71,060
11/5	at San Diego	24-14	W	61,996
11/12	NEW ENGLAND	17-34	L	70,399
11/20	SAN FRANCISCO	20-44	L	73,080
11/26	at Indianapolis	28-36	L	60,414
12/3	ATLANTA	21-20	W	63,395
12/11	KANSAS CITY	13-6	W	70,321
12/17	at Buffalo	20-23	L	79,531
12/24	at St. Louis	41-22	W	63,876

TEAM STATISTICS	MIA.	OPP.
TOTAL FIRST DOWNS	345	309
By Rushing	98	93
By Passing	225	192
By Penalty	22	24
Third Down: Made/Att.	96/209	68/199
Fourth Down: Made/Att.	10/13	15/32
TOTAL NET YARDS	5716	5244
Average Per Game	357.3	327.8
Total Plays	1034	1000
Average Per Play	5.5	5.2
NET YARDS RUSHING	1506	1675
Average Per Game	94.1	104.7
Total Rushes	413	415
NET YARDS PASSING	4210	3569
Average Per Game	263.1	223.1
Tackled/Yards Lost..	29/188	29/187
Gross Yards	4398	3756
Attempts/Completions	592/384	556/327
Completion Percentage	64.9	58.8
Had Intercepted	20	14
PUNTS/AVERAGE	57/42.7	59/41.0
PENALTIES/YARDS	110/907	82/739
FUMBLES/BALL LOST	24/12	30/16
TOUCHDOWNS	46	38
By Rushing	16	7
By Passing	28	30
By Returns	2	1

Score By Quarters	1	2	3	4	OT	Total
DOLPHINS	62	137	93	106	0	398
OPPONENTS	44	105	95	85	3	332

RUSHING	NO.	YDS.	AVG.	LG	TD
Parmalee	236	878	3.7	40	9
Kirby	108	414	3.8	38	4
Spikes	32	126	3.9	17	1
Byars	15	44	2.9	15	1
Kosar	7	19	2.7	14	1
Marino	11	14	1.3	12	0
McDuffie	3	6	2.0	11	0
Wilson	1	5	5.0	5	0
DOLPHINS	413	1506	3.6	40	16
OPPONENTS	415	1675	4.0	44	7

RECEIVING	NO.	YDS.	AVG.	LG	TD
Kirby	66	618	9.4	46	3
Fryar	62	910	14.7	67	8
McDuffie	62	819	13.2	48	8

Byars	51	362	7.1	26	2
Green	43	499	11.6	31	3
Parmalee	39	345	8.8	35	1
Clark	37	525	14.2	42	2
R. Hill	12	260	21.7	58	0
Spikes	5	18	3.6	13	1
R. Williams	3	28	9.3	13	0
M. Williams	2	17	8.5	15	0
Wilson	1	3	3.0	3	0
Marino	1	-6	-6.0	-6	0

DOLPHINS	384	4398	11.5	67	28
OPPONENTS	327	3756	11.5	50	30

INTERCEPTIONS	NO.	YDS.	AVG.	LG	TD
Vincent	5	95	19.0	69	1
Brown	2	20	10.0	20	0
Jackson	1	23	23.0	23	0
Cox	1	12	12.0	12	0
Beavers	1	8	8.0	8	0
Singleton	1	3	3.0	3	0
Atkins	1	0	0.0	0	0
Buckley	1	0	0.0	0	0
Stewart	1	0	0.0	0	0

DOLPHINS	14	161	11.5	69	1
OPPONENTS	20	210	10.5	45	0

PUNTING	NO.	YDS.	AVG.	LG	BK
Kidd	57	2433	42.7	56	0
DOLPHINS	57	2433	42.7	56	0
OPPONENTS	59	2420	41.0	61	0

PUNT RET.	NO.	YDS.	AVG.	LG	TD
McDuffie	24	163	6.8	24	0
DOLPHINS	24	163	6.8	24	0
OPPONENTS	35	265	7.6	27	0

KICKOFF RET.	NO.	YDS.	AVG.	LG	TD
McDuffie	23	564	24.5	47	0
Spikes	18	378	21.0	55	0
R. Hill	12	287	23.9	33	0
R. Williams	2	20	10.0	12	0
S. Hill	1	38	38.0	38	0
Dar Dar	1	22	22.0	22	0
Buckley	1	16	16.0	16	0
Milner	1	13	13.0	13	0

DOLPHINS	59	1338	22.7	55	0
OPPONENTS	85	1782	21.0	62	0

SCORING	Ru	Pa	Rt	PAT	FG	S	2	TP
Stoyanovich	0	0	0	37/37	32/34	0	0	118
Parmalee	9	1	0	0	0	0	0	60
McDuffie	0	8	0	0	0	0	1	50
Fryar	0	8	0	0	0	0	0	48
Kirby	4	3	0	0	0	0	0	42
Green	0	3	0	0	0	0	1	20
Byars	1	2	0	0	0	0	0	18
Clark	0	2	0	0	0	0	0	12
Spikes	1	1	0	0	0	0	0	12
Johnson	0	0	1	0	0	0	0	6
Kosar	1	0	0	0	0	0	0	6
Vincent	0	0	1	0	0	0	0	6

DOLPHINS	16	28	2	37/37	27/34	0	2	398
OPPONENTS	7	30	1	31/33	23/31	1	1	332

FIELD GOALS	1-19	20-29	30-39	40-49	50+
Stoyanovich	1/1	7/9	11/12	6/7	2/5
DOLPHINS	1/1	7/9	11/12	6/7	2/5
OPPONENTS	0/1	10/11	8/9	3/6	2/4

TWO-POINT CONVERSIONS
Green 1, McDuffie 1
DOLPHINS 2-9, OPPONENTS 1-5

SACKS
Cox 7.5, Coleman 6.5, Cross 6.0, T. Armstrong 4.5, Bowens 2.0, Emtman 1.0, Singleton 1.0, Foxx 0.5
DOLPHINS 29.0, OPPONENTS 29.0

USUAL STARTERS
OFFENSE
WR Irving Fryar (16)
LT Richmond Webb (16)
LG Keith Sims (16)
C Tim Ruddy (16)
RG Chris Gray (10)
RT Billy Milner (9)
TE Ron Heller (7)
TE Eric Green (14)
WR O.J. McDuffie (16)
QB Dan Marino (14)
RB Marco Coleman (12)
FB Keith Byars (16)

DEFENSE
LDE Jeff Cross (16)
DT Tim Bowens (16)
NT Chuck Klingbell (15)
RDE Marco Coleman (16)
LLB Chris Singleton (15)
MLB Bryan Cox (16)
RLB Dwight Hollier (14)
LCB Troy Vincent (16)
RCB J.B. Brown (12)
FS Michael Stewart (16)
SS Gene Atkins (11)

boldface indicates Pro Bowl performer
* indicates rookie

PASSING	ATT.	COMP.	YDS.	PCT.	TD	INT.	LG	SCK/LST	RATING
Marino	482	309	3668	64.1	24	15	67	22/153	90.8
Kosar	108	74	699	68.5	3	5	31	6/28	76.1
Kirby	1	1	31	100.0	1	0	31	0/0	158.3
McGwire	1	0	0	0.0	0	0	0	1/7	39.6
DOLPHINS	592	384	4398	64.9	28	20	67	29/188	88.8
OPPONENTS	556	327	3756	58.8	30	14	50	29/187	86.7

1996 FINAL STATISTICS (8-8)

DATE	OPPONENT	SCORE	W/L	ATT.
9/1	NEW ENGLAND	24-10	W	71,542
9/8	at Arizona	38-10	W	55,444
9/15	N.Y. JETS	36-27	W	68,137
9/23	at Indianapolis	6-10	L	60,891
10/6	SEATTLE	15-22	L	59,939
10/13	at Buffalo	21-7	W	79,642
10/20	at Philadelphia	28-35	L	66,240
10/27	DALLAS	10-29	L	75,283
11/3	at New England	23-42	L	58,942
11/10	INDIANAPOLIS	37-13	W	66,623
11/17	at Houston	23-20	W	47,358
11/25	PITTSBURGH	17-24	L	73,489
12/1	at Oakland	7-17	L	50,591
12/8	N.Y. GIANTS	7-17	L	63,889
12/16	BUFFALO	16-14	W	67,016
12/22	at N.Y. Jets	31-28	W	47,271

TEAM STATISTICS	MIA.	OPP.
TOTAL FIRST DOWNS	294	306
By Rushing	92	91
By Passing	173	191
By Penalty	29	24
Third Down: Made/Att.	89/221	65/193
Fourth Down: Made/Att.	8/19	11/24
TOTAL NET YARDS	5165	5191
Average Per Game	322.8	324.4
Total Plays	1000	987
NET YARDS RUSHING	1622	1536
Average Per Game	101.4	96.0
Total Rushes	460	411
NET YARDS PASSING	3543	3655
Average Per Game	221.4	228.4
Tackled/Yards Lost	36/240	37/233
Gross Yards	3783	3888
Attempts/Completions	504/300	539/337
Completion Percentage	59.5	62.5
Had Intercepted	11	20
PUNTS/AVERAGE	78/46.3	75/43.8
PENALTIES/YARDS	111/852	98/786
FUMBLES/BALL LOST	31/13	29/16
TOUCHDOWNS	41	41
By Rushing	14	10
By Passing	22	29
By Returns	5	2

Score By Quarters	1	2	3	4	OT	Total
DOLPHINS	57	120	84	78	0	339
OPPONENTS	72	89	71	93	0	325

RUSHING	NO.	YDS.	AVG.	LG	TD
Abdul-Jabbar	307	1116	3.6	29	11
Spikes	87	316	3.6	49	3
Parmalee	25	80	3.2	17	0
McPhail	6	28	4.7	10	0
Pritchett	7	27	3.9	16	0
Izzo	1	26	26.0	26	0
Erickson	11	16	1.5	12	0
McDuffie	2	7	3.5	7	0
Kosar	1	6	6.0	6	0
Kidd	1	3	3.0	3	0
R. Wilson	1	0	0.0	0	0
Marino	11	-3	-0.3	7	0
DOLPHINS	460	1622	3.5	49	14
OPPONENTS	411	1536	3.7	49	10

RECEIVING	NO.	YDS.	AVG.	LG	TD
McDuffie	74	918	12.4	36	8
Barnett	36	562	15.6	66	3
Pritchett	33	354	10.7	74	2
Drayton	26	320	12.3	51	0
Abdul-Jabbar	23	139	6.0	23	0
R. Hill	21	409	19.5	61	4
Parmalee	21	189	9.0	17	0
McPhail	20	282	14.1	52	0
L. Thomas	10	166	16.6	34	1
Miller	9	116	12.9	22	0
Spikes	8	81	10.1	19	1
Jordan	7	152	21.7	43	0
Byars	5	40	8.0	16	0
Carolan	4	48	12.0	21	1
R. Wilson	2	5	2.5	3	1
Wainwright	1	2	2.0	2	1

DOLPHINS	300	3783	12.6	74	22
OPPONENTS	337	3888	11.5	84	29

INTERCEPTIONS	NO.	YDS.	AVG.	LG	TD
Buckley	6	164	27.3	91	1
Oliver	3	110	36.7	60	0
Jackson	3	82	27.3	61	1
Z. Thomas	3	64	21.3	27	1
Wooden	2	15	7.5	15	0
J.B. Brown	1	29	29.0	29	0
Hollier	1	11	11.0	11	0
S. Hill	1	0	0.0	0	0

DOLPHINS	20	475	23.8	91	3
OPPONENTS	11	256	23.3	100	1

PUNTING	NO.	YDS.	AVG.	LG	BK
Kidd	78	3611	46.3	63	0
DOLPHINS	78	3611	46.3	63	0
OPPONENTS	75	3283	43.8	80	2

PUNT RET.	NO.	YDS.	AVG.	LG	TD
McDuffie	22	212	9.6	19	0
Buckley	3	24	8.0	13	0
Miller	1	15	15.0	15	0

DOLPHINS	26	251	9.7	19	0
OPPONENTS	48	368	7.7	26	0

KICKOFF RET.	NO.	YDS.	AVG.	LG	TD
Spikes	28	681	24.3	59	0
McPhail	15	335	22.3	40	0
Dar Dar	7	132	18.9	25	0
Jordan	4	81	20.3	22	0
R. Hill	2	4	2.0	4	0
Buckley	1	48	48.0	48	0
Z. Thomas	1	17	17.0	17	0
R. Wilson	1	12	12.0	12	0
Wainwright	1	10	10.0	10	0

DOLPHINS	60	1320	22.0	59	0
OPPONENTS	48	1058	22.0	54	0

SCORING	Ru	Pa	Rt	PAT	FG	S	2	TP
Nedney	0	0	0	36/36	18/29	0	0	89
Abdul-Jabbar	11	0	0	0	0	0	0	66
McDuffie	0	8	0	0	0	0	0	48
R. Hill	0	4	0	0	0	0	0	24
Spikes	3	1	0	0	0	0	0	24
Barnett	0	3	0	0	0	0	0	18
Pritchett	0	2	0	0	0	0	0	12
Buckley	0	0	1	0	0	0	0	6

Carolan	0	1	0	0	0	0	0	6
S. Hill	0	0	1	0	0	0	0	6
Jackson	0	0	1	0	0	0	0	6
Miller	0	0	1	0	0	0	0	6
L. Thomas	0	1	0	0	0	0	0	6
Z. Thomas	0	0	1	0	0	0	0	6
Wainwright	0	1	0	0	0	0	0	6
R. Wilson	0	1	0	0	0	0	0	6
Drayton	0	0	0	0	0	0	1	2

DOLPHINS	14	22	5	35/36	18/29	0	1	339
OPPONENTS	10	29	2	38/39	13/17	0	1	325

FIELD GOALS	1-19	20-29	30-39	40-49	50+
Nedney	1/1	7/7	7/11	3/8	0/2
DOLPHINS	1/1	7/7	7/11	3/8	0/2
OPPONENTS	1/1	5/6	5/5	2/5	0/0

TWO-POINT CONVERSIONS

Drayton	1
DOLPHINS 1-5, OPPONENTS 1-2	

SACKS

Armstrong	12.0	Stubbs	9.0	Bowens	3.0
Burton	3.0	Emtman	2.0	Z. Thomas	2.0
Jackson	1.5	Bailey	1.0	Gardener	1.0
S. Hill	1.0	Hollier	1.0	Hand	0.5

DOLPHINS	37.0	OPPONENTS	36.0
----------	------	-----------	------

USUAL STARTERS

OFFENSE	
WR	Fred Barnett (7)
	Randal Hill (5)
	Lamar Thomas (3)
LT	Richmond Webb (16)
LG	Keith Sims (15)
C	Tim Ruddy (16)
RG	Chris Gray (11)
RT	James Brown (16)
TE	Troy Drayton (10)
WR	O.J. McDuffie (16)
QB	Dan Marino (13)
RB	*Karim Abdul-Jabbar (14)
FB	*Stanley Pritchett (16)

DEFENSE

LDE	Trace Armstrong (9)
	*Shane Burton (6)
LDT	*Daryl Gardener (12)
RDT	Tim Bowens (16)
RDE	Daniel Stubbs (15)
LLB	Dwight Hollier (15)
MLB	*Zach Thomas (16)
RLB	Chris Singleton (13)
LCB	Terrell Buckley (16)
RCB	Calvin Jackson (15)
SS	Louis Oliver (12)
FS	*Shawn Wooden (7)
	Gene Atkins (5)
	Sean Hill (4)

boldface indicates Pro Bowl performer
* indicates rookie

PASSING	ATT.	COMP.	YDS.	PCT.	TD	INT.	LG	SCK/LST	RATING
Marino	373	221	2795	59.2	17	9	74	18/131	87.8
Erickson	99	55	780	55.6	4	2	61	11/72	86.3
Kosar	32	24	208	75.0	1	0	20	6/34	102.1
Abdul-Jabbar	0	0	0	0.0	0	0	0	1/3	0.0
DOLPHINS	504	300	3783	59.5	22	11	74	36/240	88.4
OPPONENTS	539	337	3888	62.5	29	20	84	37/233	86.7

1997 FINAL STATISTICS (9-7)

DATE	OPPONENT	SCORE	W/L	ATT.
8/31	INDIANAPOLIS	16-10	W	70,813
9/7	TENNESSEE	16-13(OT)	W	64,439
9/14	at Green Bay	18-23	L	60,075
9/21	at Tampa Bay	21-31	L	73,314
10/5	KANSAS CITY	17-14	W	71,794
10/12	at N.Y. Jets	31-20	W	75,601
10/19	at Baltimore	24-13	W	64,354
10/27	CHICAGO	33-36(OT)	L	73,156
11/2	at Buffalo	6-9	L	78,011
11/9	N.Y. JETS	24-17	W	73,809
11/17	BUFFALO	30-13	W	74,155
11/23	at New England	24-27	L	59,002
11/30	at Oakland	34-16	W	50,569
12/7	DETROIT	33-30	W	72,266
12/14	at Indianapolis	0-41	L	61,282
12/22	NEW ENGLAND	12-14	L	74,379

TEAM STATISTICS	MIA.	OPP.
TOTAL FIRST DOWNS	311	299
By Rushing	87	106
By Passing	199	176
By Penalty	25	17
Third Down: Made/Att.	82/217	92/215
Third Down Efficiency	37.8	42.8
Fourth Down: Made/Att.	13/23	7/18
TOTAL NET YARDS	5135	5364
Average Per Game	320.9	335.3
Total Plays	1028	1004
NET YARDS RUSHING	1343	1813
Average Per Game	83.9	113.3
Total Rushes	430	443
NET YARDS PASSING	3792	3551
Average Per Game	237.0	221.9
Tackled/Yards Lost	22/153	31/231
Gross Yards	3945	3782
Attempts/Completions	576/332	530/329
Completion Percentage	57.6	62.1
Had Intercepted	12	10
PUNTS/AVERAGE	68/43.6	63/42.5
PENALTIES/YARDS	93/783	92/892
FUMBLES/BALL LOST	22/8	31/17
TOUCHDOWNS	37	36
By Rushing	18	9
By Passing	16	23
By Returns	3	4

Score By Quarters	1	2	3	4	OT	Total
DOLPHINS	67	103	49	117	3	339
OPPONENTS	43	135	51	95	3	327

RUSHING	NO.	YDS.	AVG.	LG	TD
Abdul-Jabbar	283	892	3.2	22	15
Spikes	63	180	2.9	14	2
McPhail	17	146	8.6	71	1
Parmalee	18	59	3.3	12	0
Phillips	18	44	2.4	8	0
Jordan	3	12	4.0	16	0
Erickson	4	8	2.0	4	0
Pritchett	3	7	2.3	4	0
Kidd	1	4	4.0	4	0
Nealy	1	3	3.0	3	0
Potts	1	3	3.0	3	0
Marino	18	-14	-0.8	1	0
DOLPHINS	430	1343	3.1	71	18
OPPONENTS	443	1813	4.1	43	9

RECEIVING	NO.	YDS.	AVG.	LG	TD
McDuffie	76	943	12.4	55	1

Drayton	39	558	14.3	30	4
McPhail	34	262	7.7	19	1
Abdul-Jabbar	29	261	9.0	36	1
L. Thomas	28	402	14.4	26	2
Parmalee	28	301	10.8	29	1
Jordan	27	471	17.4	44	3
Perriman	19	309	16.3	26	1
Barnett	17	166	9.8	20	1
Perry	11	45	4.1	10	1
Manning	7	85	12.1	21	0
Spikes	7	70	10.0	24	0
Pritchett	5	35	7.0	17	0
Potts	3	27	9.0	13	0
Phillips	1	6	6.0	6	0
Dotson	1	4	4.0	4	0
DOLPHINS	332	3945	11.9	55	16
OPPONENTS	329	3782	11.5	70	23

INTERCEPTIONS	NO.	YDS.	AVG.	LG	TD
Buckley	4	26	6.5	12	0
Teague	2	25	12.5	23	0
Wooden	2	10	5.0	10	0
Madison	1	21	21.0	21	0
Z. Thomas	1	10	10.0	10	0
DOLPHINS	10	92	9.2	23	0
OPPONENTS	12	307	25.6	100	4

PUNTING	NO.	YDS.	AVG.	LG	BK
Kidd	52	2247	43.2	58	0
Richardson	11	480	43.6	54	0
Mare	5	235	47.0	53	0
DOLPHINS	68	2962	43.6	58	0
OPPONENTS	63	2679	42.5	65	0

PUNT RET.	NO.	YDS.	AVG.	LG	TD
Jordan	26	273	10.5	38	0
Buckley	4	58	14.5	26	0
McDuffie	2	4	2.0	3	0
DOLPHINS	32	335	10.5	38	0
OPPONENTS	43	323	7.5	25	0

KICKOFF RET.	NO.	YDS.	AVG.	LG	TD
Spikes	24	565	23.5	48	0
McPhail	15	314	20.9	39	0
C. Harris	11	224	20.4	34	0
Ismail	8	166	20.8	27	0
Potts	1	16	16.0	16	0
Perry	1	7	7.0	7	0
Jordan	1	6	6.0	6	0
A. Harris	1	0	0.0	0	0
Hollier	1	0	0.0	0	0
DOLPHINS	63	1298	20.6	48	0
OPPONENTS	53	1018	19.2	40	0

SCORING	Ru	Pa	Rt	PAT	FG	S	2	TP
Mare	0	0	0	33/33	28/36	0	0	117
Abdul-Jabbar	15	1	0	0	0	0	0	96
Drayton	0	4	0	0	0	0	0	24
Jordan	0	3	0	0	0	0	0	18
McDuffie	0	1	1	0	0	0	0	12
McPhail	1	1	0	0	0	0	0	12
Spikes	2	0	0	0	0	0	0	12
L. Thomas	0	2	0	0	0	0	0	12
Barnett	0	1	0	0	0	0	0	6
Bowens	0	0	1	0	0	0	0	6
Buckley	0	0	1	0	0	0	0	6
Parmalee	1	0	0	0	0	0	0	6
Perriman	0	1	0	0	0	0	0	6

Perry	0	1	0	0/0	0/0	0	0	6
DOLPHINS	18	16	3	33/33	28/36	0	0	339
OPPONENTS	9	23	4	30/32	25/35	1	2	327

FIELD GOALS	1-19	20-29	30-39	40-49	50+
Mare	2/2	14/15	8/10	3/6	1/3
DOLPHINS	2/2	14/15	8/10	3/6	1/3
OPPONENTS	0/0	11/11	9/12	4/9	1/3

TWO-POINT CONVERSIONS
DOLPHINS 0-4, OPPONENTS 2-4

SACKS
Armstrong 5.5, Bowens 5.0, Rodgers 5.0, Taylor 5.0, Burton 4.0, Wilson 2.0, Gardener 1.5, A. Harris 1.0, Stubbs 1.0, Jackson 0.5, Z. Thomas 0.5.
DOLPHINS 31.0, OPPONENTS 22.0

USUAL STARTERS
OFFENSE
WR Lamar Thomas (6)
..... Fred Barnett (5)
..... Brett Perriman (5)
LT Richmond Webb (16)
LG Jeff Buckley (12)
C Tim Ruddy (15)
RG Everett McIver (14)
RT James Brown (16)
TE Troy Drayton (15)
WR O.J. McDuffie (16)
QB Dan Marino (16)
RB Karim Abdul-Jabbar (14)
FB Stanley Pritchett (5)
..... Bernie Parmalee (4)
..... Ed Perry - TE (4)

DEFENSE
LDE Trace Armstrong (16)
LDT Tim Bowens (16)
RDT Daryl Gardener (16)
RDE Jason Taylor (11)
LLB Anthony Harris (14)
MLB Zach Thomas (15)
RLB Derrick Rodgers (14)
LCB Terrell Buckley (15)
RCB Calvin Jackson (11)
SS Shawn Wooden (15)
FS Corey Harris (6)
..... George Teague (6)
..... Calvin Jackson (4)

* indicates rookie

PASSING	ATT.	COMP.	YDS.	PCT.	TD	INT.	LG	SCK/LST	RATING
Marino	548	319	3780	58.2	16	11	55	20/132	80.7
Erickson	28	13	165	46.4	0	1	27	2/21	50.4
DOLPHINS	576	332	3945	57.6	16	12	55	22/153	79.2
OPPONENTS	530	329	3782	62.1	23	10	70	31/231	90.1

1998 FINAL STATISTICS (10-6)

DATE	OPPONENT	SCORE	W/L	ATT.
9/6	at Indianapolis	24-15	W	60,587
9/13	BUFFALO	13-7	W	73,097
9/20	PITTSBURGH	21-0	W	73,948
10/4	at N.Y. Jets	9-20	L	75,257
10/12	at Jacksonville	21-28	L	74,051
10/18	ST. LOUIS	14-0	W	65,418
10/25	NEW ENGLAND	12-9 (OT)	W	73,973
11/1	at Buffalo	24-30	L	79,011
11/8	INDIANAPOLIS	27-14	W	73,400
11/15	at Carolina	13-9	W	67,887
11/23	at New England	23-26	L	58,729
11/29	NEW ORLEANS	30-10	W	73,216
12/6	at Oakland	27-17	W	61,254
12/13	N.Y. JETS	16-21	L	74,369
12/21	DENVER	31-21	W	74,363
12/27	at Atlanta	16-38	L	69,754

TEAM STATISTICS	MIA.	OPP.
TOTAL FIRST DOWNS	269	257
By Rushing	73	75
By Passing	176	148
By Penalty	20	34
Third Down: Made/Att.	81/226	70/213
Third Down Efficiency	35.8	32.9
Fourth Down: Made/Att.	6/12	6/11
TOTAL NET YARDS	4930	4435
Average Per Game	308.1	277.2
Total Plays	1028	944
NET YARDS RUSHING	1535	1511
Average Per Game	95.9	94.4
Total Rushes	458	395
NET YARDS PASSING	3395	2924
Average Per Game	212.2	182.8
Tackled/Yards Lost	24/187	45/270
Gross Yards	3582	3194
Attempts/Completions	546/316	504/252
Completion Percentage	57.9	50.0
Had Intercepted	16	29
PUNTS/AVERAGE	97/41.9	88/45.3
PENALTIES/YARDS	106/864	97/875
FUMBLES/BALL LOST	25/12	25/7
TOUCHDOWNS	37	28
By Rushing	10	6
By Passing	23	17
By Returns	4	5

Score By Quarters	1	2	3	4	OT	Total
DOLPHINS	54	115	61	88	3	321
OPPONENTS	51	70	44	100	0	265

RUSHING	NO.	YDS.	AVG.	LG	TD
Abdul-Jabbar	270	960	3.6	45	6
Avery	143	503	3.5	44	2
Parmalee	8	20	2.5	10	1
Pritchett	6	19	3.2	11	1
Moore	4	12	3.0	4	0
McDuffie	3	11	3.7	5	0
Lusk	1	7	7.0	7	0
Doxzon	2	6	3.0	3	0
Marino	21	-3	-0.1	10	1
DOLPHINS	458	1535	3.4	45	10
OPPONENTS	395	1511	3.8	77	6

RECEIVING	NO.	YDS.	AVG.	LG	TD
McDuffie	90	1050	11.7	61	7
Gadsden	48	713	14.9	50	7
L. Thomas	43	603	14.0	56	5
Drayton	30	334	11.1	35	3

PASSING	ATT.	COMP.	YDS.	PCT.	TD	INT.	LG	SCK/LST	RATING
Marino	537	310	3497	57.7	23	15	61	23/178	80.0
Huard	9	6	85	66.7	0	1	24	1/9	57.4
DOLPHINS	546	316	3582	57.9	23	16	61	24/187	79.5
OPPONENTS	504	252	3194	50.0	17	29	62	45/270	57.4

Perry	25	255	10.2	46	0
Parmalee	21	221	10.5	23	0
Abdul-Jabbar	21	102	4.9	18	0
Pritchett	17	97	5.7	24	0
Avery	10	67	6.7	19	1
Jacquet	8	122	15.3	29	0
Jordan	2	17	8.5	9	0
Moore	1	1	1.0	1	0
DOLPHINS	316	3582	11.3	61	23
OPPONENTS	252	3194	12.7	62	17

INTERCEPTIONS	NO.	YDS.	AVG.	LG	TD
Buckley	8	157	19.6	61	1
Madison	8	114	14.3	35	0
Walker	4	12	3.0	7	0
Z. Thomas	3	21	7.0	17	2
Jones	2	14	7.0	14	1
Surtain	2	1	0.5	1	0
Wilson	1	0	0.0	0	0
Gardener	1	-1	-1.0	-1	0
DOLPHINS	29	318	11.0	61	4
OPPONENTS	16	365	22.8	87	2

PUNTING	NO.	YDS.	AVG.	LG	BK
Wilmsmeyer	93	3949	42.5	57	1
Mare	3	115	38.3	43	0
DOLPHINS	97	4064	41.9	57	1
OPPONENTS	88	3986	45.3	73	0

PUNT RET.	NO.	YDS.	AVG.	LG	TD
Buckley	29	354	12.2	35	0
McDuffie	12	141	11.8	39	0
Jordan	5	47	9.4	24	0
DOLPHINS	46	542	11.8	39	0
OPPONENTS	43	339	7.9	40	0

KICKOFF RET.	NO.	YDS.	AVG.	LG	TD
Avery	43	1085	25.2	55	0
Marino	6	109	18.2	28	0
Jacquet	4	103	25.8	37	0
DOLPHINS	53	1297	24.5	55	0
OPPONENTS	56	1227	21.9	95	1

SCORING	Ru	Pa	Rt	PAT	FG	S	2	TP
Mare	0	0	0	33/34	22/27	0	0	99
Gadsden	0	7	0	0	0	0	0	42
McDuffie	0	7	0	0	0	0	0	42
Abdul-Jabbar	6	0	0	0	0	0	0	36
L. Thomas	0	5	0	0	0	0	0	30
Avery	2	1	0	0	0	0	0	18
Drayton	0	3	0	0	0	0	0	18
Z. Thomas	0	0	2	0	0	0	0	12
Buckley	0	0	1	0	0	0	0	6
Jones	0	0	1	0	0	0	0	6
Marino	1	0	0	0	0	0	0	6
Pritchett	1	0	0	0	0	0	0	6
DOLPHINS	10	23	4	33/34	22/27	0	0	321
OPPONENTS	6	17	5	24/24	23/32	0	2	265

FIELD GOALS	1-19	20-29	30-39	40-49	50+
Mare	0/0	12/13	5/5	5/7	0/2
DOLPHINS	0/0	12/13	5/5	5/7	0/2
OPPONENTS	0/1	8/8	5/6	8/15	2/2

TWO-POINT CONVERSIONS
DOLPHINS 0-3, OPPONENTS 2-4

SACKS
Armstrong 10.5, Taylor 9.0, Bromell 8.0, Jones 5.0, Rodgers 2.5, Burton 2.0, Mixon 2.0, Z. Thomas 2.0, Gardener 1.0, Jackson 1.0, Madison 1.0, TEAM 1.0

DOLPHINS 45.0, OPPONENTS 24.0

USUAL STARTERS	
OFFENSE	
WR	Oronde Gadsden (12)
LT	Richmond Webb (9)
	Brent Smith (7)
LG	Mark Dixon (10)
C	Tim Ruddy (16)
RG	Kevin Donnalley (14)
RT	James Brown (16)
TE	Troy Drayton (15)
WR	O.J. McDuffie (16)
QB	Dan Marino (16)
RB	Karim Abdul-Jabbar (15)
FB	Stanley Pritchett (12)

DEFENSE	
LDE	*Kenny Mixon (16)
LDT	Tim Bowens (16)
RDT	Daryl Gardener (16)
RDE	Jason Taylor (15)
LLB	Derrick Rodgers (16)
MLB	Zach Thomas (16)
RLB	Robert Jones (16)
LCB	Terrell Buckley (16)
RCB	Sam Madison (16)
SS	Calvin Jackson (15)
FS	Brock Marion (16)

boldface indicates Pro Bowl performer
* indicates rookie

1999 FINAL STATISTICS (9-7)

DATE	OPPONENT	SCORE	W/L	ATT.
9/13	at Denver	38-21	W	75,623
9/19	ARIZONA	19-16	W	73,618
10/4	BUFFALO	18-23	L	74,073
10/10	at Indianapolis	34-31	W	56,810
10/17	at New England	31-30	W	60,006
10/24	PHILADELPHIA	16-13	W	73,975
10/31	at Oakland	16-9	W	61,556
11/7	TENNESSEE	17-0	W	74,109
11/14	at Buffalo	3-23	L	72,810
11/21	NEW ENGLAND	27-17	W	74,295
11/25	at Dallas	0-20	L	64,328
12/5	INDIANAPOLIS	34-37	L	74,096
12/12	at N.Y. Jets	20-28	L	78,246
12/19	SAN DIEGO	12-9	W	73,765
12/27	N.Y. JETS	31-38	L	74,230
1/2	at Washington	10-21	L	78,106

TEAM STATISTICS	MIA.	OPP.
TOTAL FIRST DOWNS	287	252
By Rushing	81	79
By Passing	188	145
By Penalty	18	28
Third Down: Made/Att.	80/236	60/208
Third Down Efficiency	33.9	28.8
Fourth Down: Made/Att.	8/14	8/16
TOTAL NET YARDS	4938	4404
Average Per Game	308.6	275.3
Total Plays	1071	936
NET YARDS RUSHING	1453	1476
Average Per Game	90.8	92.3
Total Rushes	445	413
NET YARDS PASSING	3485	2928
Average Per Game	217.8	183.0
Tackled/Yards Lost	37/251	39/240
Gross Yards	3736	3168
Attempts/Completions	589/329	484/256
Completion Percentage	55.9	52.9
Had Intercepted	21	18
PUNTS/AVERAGE	81/41.0	85/41.1
PENALTIES/YARDS	111/936	80/708
FUMBLES/BALL LOST	23/13	19/10
TOUCHDOWNS	30	35
By Rushing	8	6
By Passing	20	19
By Returns	2	10

Score By Quarters	1	2	3	4	OT	Total
DOLPHINS	50	106	58	112	0	326
OPPONENTS	73	83	75	105	0	336

RUSHING	NO.	YDS.	AVG.	LG	TD
Johnson	164	558	3.4	34	4
Collins	131	414	3.2	25	2
Pritchett	47	158	3.4	25	1
Huard	28	124	4.4	25	0
Denson	28	98	3.5	20	0
Abdul-Jabbar	28	95	3.4	12	1
Konrad	9	16	1.8	5	0
Jacquet	1	4	4.0	4	0
Zolak	2	-2	-1.0	-1	0
Marino	6	-6	-1.0	0	0
Martin	1	-6	-6.0	-6	0
DOLPHINS	445	1453	3.3	34	8
OPPONENTS	413	1476	3.6	43	6

RECEIVING	NO.	YDS.	AVG.	LG	TD
Martin	67	1037	15.5	69	5
Gadsden	48	803	16.7	62	6
McDuffie	43	516	12.0	34	2
Pritchett	43	312	7.3	30	4
Konrad	34	251	7.4	25	1
Drayton	32	299	9.3	26	1
Green	18	234	13.0	27	0
Johnson	15	100	6.7	17	0
Goodwin	8	55	6.9	14	0
Collins	6	32	5.3	12	0
Denson	4	28	7.0	10	0
Abdul-Jabbar	4	25	6.3	14	0
Perry	3	8	2.7	5	1
McKenzie	2	18	9.0	13	0
Jacquet	1	18	18.0	18	0
Huard	1	0	0.0	0	0
DOLPHINS	329	3736	11.4	69	20
OPPONENTS	256	3168	12.4	68	19

INTERCEPTIONS	NO.	YDS.	AVG.	LG	TD
Madison	7	164	23.4	42	1
Buckley	3	3	1.0	18	0
Marion	2	30	15.0	28	0
Surtain	2	28	14.0	28	0
Wilson	1	13	13.0	13	0
Rodgers	1	5	5.0	5	0
Taylor	1	0	0.0	0	0
Z. Thomas	1	0	0.0	0	0
DOLPHINS	18	243	13.5	42	1
OPPONENTS	21	567	27.0	98	7

PUNTING	NO.	YDS.	AVG.	LG	BK
Hutton	73	2978	40.8	63	0
Bartholomew	7	308	44.0	51	0
Mare	1	36	36.0	36	0
DOLPHINS	81	3322	41.0	63	0
OPPONENTS	85	3495	41.1	57	0

PUNT RET.	NO.	YDS.	AVG.	LG	TD
Jacquet	28	351	12.5	45	0
Buckley	8	13	1.6	8	0
McDuffie	7	62	8.9	21	0
Preston	1	6	6.0	6	0
DOLPHINS	44	432	9.8	45	0
OPPONENTS	42	424	10.1	43	0

KICKOFF RET.	NO.	YDS.	AVG.	LG	TD
Marion	62	1524	24.6	93	0
Wilson	3	50	16.7	23	0
Avery	2	55	27.5	33	0
Johnson	2	26	13.0	19	0
Jacquet	1	26	26.0	26	0
McDuffie	1	17	17.0	17	0
Z. Thomas	1	15	15.0	15	0
DOLPHINS	72	1713	23.8	93	0
OPPONENTS	58	1282	22.1	97	1

SCORING	Ru	Pa	Rt	PAT	FG	S	2	P
Mare	0	0	0	27/27	39/46	0	0	144
Gadsden	0	6	0	0/0	0/0	0	0	36
Martin	0	5	0	0/0	0/0	0	0	30
Pritchett	1	4	0	0/0	0/0	0	0	30
Johnson	4	0	0	0/0	0/0	0	0	24
Collins	2	0	0	0/0	0/0	0	0	12
McDuffie	0	2	0	0/0	0/0	0	0	12
Madison	0	0	1	0/0	0/0	1	0	8

Abdul-Jabbar	1	0	0	0/0	0/0	0	0	6
Drayton	0	1	0	0/0	0/0	0	0	6
Konrad	0	1	0	0/0	0/0	0	0	6
Perry	0	1	0	0/0	0/0	0	0	6
Taylor	0	0	1	0/0	0/0	0	0	6

DOLPHINS	8	20	2	27/27	39/46	1	3	326
OPPONENTS	6	19	10	33/35	31/40	0	0	336

FIELD GOALS	1-19	20-29	30-39	40-49	50+
-------------	------	-------	-------	-------	-----

Mare	1/1	9/9	17/17	9/14	3/5
------	-----	-----	-------	------	-----

DOLPHINS	1/1	9/9	17/17	9/14	3/5
OPPONENTS	0/0	6/6	10/14	12/16	3/4

TWO-POINT CONVERSIONS

DOLPHINS 0-3, OPPONENTS 0-0

SACKS

Owens 8.5, Armstrong 7.5, Bromell 5.0, Gardener 5.0, Wilson 3.0, Taylor 2.5, Surtain 2.0, Bowens 1.5, Buckley 1.0, Jackson 1.0, Marion 1.0, Z. Thomas 1.0.
--

DOLPHINS 39.0, OPPONENTS 37.0

USUAL STARTERS

OFFENSE
WR Tony Martin (13)
LT Richmond Webb (14)
LG Mark Dixon (13)
C Tim Ruddy (16)
RT Kevin Donnalley (9)
RG Kevin Gogan (7)
TE James Brown (14)
TE Troy Drayton (13)
WR O.J. McDuffie (10)
RB Oronde Gadsden (6)
QB Dan Marino (11)
RB Cecil Collins (6)
RB J.J. Johnson (4)
FB Rob Konrad (9)
Stanley Pritchett (5)

DEFENSE

LDE Rich Owens (12)
LDT Tim Bowens (15)
RDT Daryl Gardener (15)
RDE Jason Taylor (15)
LLB Derrick Rodgers (15)
MLB Zach Thomas (16)
RLB Robert Jones (15)
LCB Terrell Buckley (11)
RCB Sam Madison (16)
SS Calvin Jackson (10)
FS Brock Marion (16)

boldface indicates Pro Bowl performer
* indicates rookie

PASSING	ATT.	COMP.	YDS.	PCT.	TD	INT.	LG	SCK/LST	RATING
Marino	369	204	2448	55.3	12	17	62	9/66	67.4
Huard	216	125	1288	57.9	8	4	69t	28/185	79.8
Zolak	4	0	0	0.0	0	0	0	0/0	39.6
DOLPHINS	589	329	3736	55.9	20	21	69t	37/251	71.5
OPPONENTS	484	256	3168	52.9	19	18	68t	39/240	71.0

2000 FINAL STATISTICS (11-5)

DATE	OPPONENT	SCORE	W/L	ATT.
9/3	SEATTLE	23-0	W	72,949
9/10	at Minnesota	7-13	L	64,112
9/17	BALTIMORE	19-6	W	73,464
9/24	NEW ENGLAND	10-3	W	73,344
10/1	at Cincinnati	31-16	W	61,535
10/8	BUFFALO	22-13	W	73,901
10/23	at N.Y. Jets	37-40(OT)	L	78,389
10/29	GREEN BAY	28-20	W	73,740
11/5	at Detroit	23-8	W	77,813
11/12	at San Diego	17-7	W	56,896
11/19	N.Y. JETS	3-20	L	74,320
11/26	at Indianapolis	17-14	W	56,935
12/3	at Buffalo	33-6	W	73,002
12/10	TAMPA BAY	13-16	L	74,307
12/17	INDIANAPOLIS	13-20	L	73,884
12/24	at New England	27-24	W	60,292

TEAM STATISTICS	MIA.	OPP.
TOTAL FIRST DOWNS	251	289
By Rushing	104	92
By Passing	122	156
By Penalty	25	41
Third Down: Made/Att.	75/214	70/211
Third Down Efficiency	35.0	33.2
Fourth Down: Made/Att.	4/6	8/15
TOTAL NET YARDS	4461	4636
Average Per Game	278.8	289.8
Total Plays	945	995
NET YARDS RUSHING	1894	1736
Average Per Game	118.4	108.5
Total Rushes	496	417
NET YARDS PASSING	2567	2900
Average Per Game	160.4	181.3
Tackled/Yards Lost	28/153	48/270
Gross Yards	2720	3170
Attempts/Completions	421/243	530/282
Completion Percentage	57.7	53.2
Had Intercepted	17	28
PUNTS/AVERAGE	92/42.1	87/40.6
PENALTIES/YARDS	115/920	86/793
FUMBLES/BALL LOST	12/9	30/13
TOUCHDOWNS	34	23
By Rushing	16	9
By Passing	15	13
By Returns	3	1

Score By Quarters	1	2	3	4	OT	Total
DOLPHINS	67	109	90	57	0	323
OPPONENTS	50	57	9	107	3	226

RUSHING	NO.	YDS.	AVG.	LG	TD
L. Smith	309	1139	3.7	68	14
Fiedler	54	267	4.9	30	1
Johnson	50	168	3.4	16	1
T. Thomas	28	136	4.9	25	0
Denson	31	108	3.5	12	0
Izzo	1	39	39.0	39	0
Konrad	15	39	2.6	5	0
Shepherd	4	3	0.8	14	0
Emanuel	3	-2	-0.7	0	0
McDuffie	1	-3	-3.0	-3	0
DOLPHINS	496	1894	3.8	68	16
OPPONENTS	417	1736	4.2	45	9

RECEIVING	NO.	YDS.	AVG.	LG	TD
Gadsden	56	786	14.0	61	6

Shepherd	35	446	12.7	46	4
L. Smith	31	201	6.5	28	2
Martin	26	393	15.1	44	0
T. Thomas	16	117	7.3	15	1
McDuffie	14	143	10.2	24	0
Denson	14	105	7.5	28	0
Konrad	14	83	5.9	18	0
Weaver	10	179	17.9	41	0
Johnson	10	61	6.1	11	0
Emanuel	7	132	18.9	53	1
Goodwin	6	36	6.0	9	1
Ogden	2	24	12.0	12	0
Dyer	2	14	7.0	13	0

DOLPHINS	243	2720	11.2	61	15
OPPONENTS	282	3170	11.2	59	13

INTERCEPTIONS	NO.	YDS.	AVG.	LG	TD
Walker	7	80	11.4	31	0
Madison	5	80	16.0	34	0
Marion	5	72	14.4	24	0
Surtain	5	55	11.0	43	0
Wilson	1	19	19.0	19	0
Jeffries	1	3	3.0	3	0
Taylor	1	2	2.0	2	0
Bowens	1	0	0.0	0	0
Shaw	1	0	0.0	0	0
Z. Thomas	1	0	0.0	0	0
DOLPHINS	28	311	11.1	43	0
OPPONENTS	17	102	6.0	32	1

PUNTING	NO.	YDS.	AVG.	LG	BK
Turk	92	3870	42.1	70	0
DOLPHINS	92	3870	42.1	70	0
OPPONENTS	87	3532	40.6	65	1

PUNT RET.	NO.	YDS.	AVG.	LG	TD
Ogden	19	323	17.0	81	1
Shepherd	15	164	10.9	32	0
Kelly	5	31	6.2	10	0
McDuffie	0	0	-	-	0
DOLPHINS	39	518	13.3	81	1
OPPONENTS	36	258	7.2	40	0

KICKOFF RET.	NO.	YDS.	AVG.	LG	TD
Denson	20	495	24.8	56	0
Marion	22	513	23.3	47	0
Williams	3	64	21.3	24	0
Johnson	2	26	13.0	26	0
Goodwin	2	6	3.0	6	0
Weaver	1	15	15.0	15	0
Shepherd	1	14	14.0	14	0
DOLPHINS	51	1133	22.2	56	0
OPPONENTS	68	1260	18.5	37	0

SCORING	Ru	Pa	Rt	PAT	FG	S	2	TP
Mare	0	0	0	33/34	28/31	0	0	117
L. Smith	14	2	0	0/0	0/0	0	0	96
Gadsden	0	6	0	0/0	0/0	0	0	36
Shepherd	0	4	0	0/0	0/0	0	0	24
Emanuel	0	1	0	0/0	0/0	0	0	6
Fiedler	1	0	0	0/0	0/0	0	0	6
Goodwin	0	1	0	0/0	0/0	0	0	6
Johnson	1	0	0	0/0	0/0	0	0	6
Madison	0	0	1	0/0	0/0	0	0	6
Ogden	0	0	1	0/0	0/0	0	0	6
Taylor	0	0	1	0/0	0/0	0	0	6
T. Thomas	0	1	0	0/0	0/0	0	0	6

Haley	0	0	0	0/0	0/0	1	0	2
DOLPHINS	16	15	3	33/34	28/31	1	0	323
OPPONENTS	9	13	1	20/20	22/30	0	1	226

FIELD GOALS	1-19	20-29	30-39	40-49	50+
Mare	0/0	7/8	9/10	12/13	0/0
DOLPHINS	0/0	7/8	9/10	12/13	0/0
OPPONENTS	0/0	4/4	10/12	7/9	1/5

TWO-POINT CONVERSIONS
DOLPHINS 0-0, OPPONENTS 1-3

SACKS
Armstrong 16.5, Taylor 14.5, Bowens 2.5, Gardener 2.5, Mixon 2.5, Bromell 2.0, Walker 2.0, Haley 1.5, Z. Thomas 1.5, Surtain 1.0, Owens 0.5, Rodgers 0.5, Wilson 0.5.
DOLPHINS 48.0, OPPONENTS 28.0

USUAL STARTERS	
OFFENSE	
WR	Leslie Shepherd (11)
LT	Richmond Webb (14)
LG	Mark Dixon (15)
C	Tim Ruddy (16)
RG	Kevin Donnalley (16)
RT	Todd Wade (16)
TE	Hunter Goodwin (16)
WR	Oronde Gadsden (16)
QB	Jay Fiedler (15)
RB	Lamar Smith (15)
FB	Rob Konrad (13)

DEFENSE	
LDE	Kenny Mixon (13)
LDT	Tim Bowens (15)
RDT	Daryl Gardener (10)
RDE	Jason Taylor (16)
LLB	Derrick Rodgers (14)
MLB	Zach Thomas (11)
RLB	Robert Jones (14)
LCB	Patrick Surtain (16)
RCB	Sam Madison (16)
SS	Brian Walker (16)
FS	Brock Marion (16)

boldface indicates Pro Bowl performer
* indicates rookie

PASSING	ATT.	COMP.	YDS.	PCT.	TD	INT.	LG	SCK/LST	RATING
Fiedler	357	204	2402	57.1	14	14	61	23/129	74.5
Huard	63	39	318	61.9	1	3	29	4/22	60.2
L. Smith	1	0	0	0.00	0	0	0	0/0	39.6
T. Thomas	0	0	0	0.00	0	0	0	1/2	-
DOLPHINS	421	243	2720	57.7	15	17	61	28/153	72.2
OPPONENTS	530	282	3170	53.2	13	28	59	48/270	57.5

2001 FINAL STATISTICS (11-5)

DATE	OPPONENT	SCORE	W/L	ATT.
9/9	at Tennessee	31-23	W	68,798
9/23	OAKLAND	18-15	W	73,044
9/30	at St. Louis	10-42	L	66,046
10/7	NEW ENGLAND	30-10	W	73,024
10/14	at N.Y. Jets	17-21	L	78,823
10/28	at Seattle	24-20	W	59,108
11/4	CAROLINA	23-6	W	72,597
11/11	at Indianapolis	27-24	W	57,127
11/18	N.Y. JETS	0-24	L	74,259
11/25	at Buffalo	34-27	W	73,063
12/2	DENVER	21-10	W	73,938
12/10	INDIANAPOLIS	41-6	W	73,858
12/16	at San Francisco	0-21	L	68,223
12/22	at New England	13-20	L	60,292
12/30	ATLANTA	21-14	W	73,619
1/6	BUFFALO	34-7	W	73,428

TEAM STATISTICS	MIA.	OPP.
TOTAL FIRST DOWNS	263	283
By Rushing	95	97
By Passing	154	148
By Penalty	14	38
Third Down: Made/Att.	89/215	70/201
Third Down Efficiency	41.4	34.8
Fourth Down: Made/Att.	9/14	6/15
TOTAL NET YARDS	4821	4608
Average Per Game	301.3	288.0
Total Plays	953	957
NET YARDS RUSHING	1664	1779
Average Per Game	104.0	111.2
Total Rushes	473	453
NET YARDS PASSING	3157	2829
Average Per Game	197.3	176.8
Tackled/Yards Lost	27/178	37/230
Gross Yards	3335	3059
Attempts/Completions	453/275	467/262
Completion Percentage	60.7	56.1
Had Intercepted	19	17
PUNTS/AVERAGE	81/41.0	86/44.1
PENALTIES/YARDS	107/914	82/623
FUMBLES/BALL LOST	26/19	27/11
TOUCHDOWNS	41	35
By Rushing	14	9
By Passing	20	22
By Returns	7	4

Score By Quarters	1	2	3	4	OT	Total
DOLPHINS	65	110	27	142	0	344
OPPONENTS	58	91	86	55	0	290

RUSHING	NO.	YDS.	AVG.	LG	TD
L. Smith	313	968	3.1	25	6
Fiedler	73	321	4.4	26	4
Minor	59	281	4.8	56t	2
McKnight	6	39	6.5	18	0
J. Johnson	5	22	4.4	9	0
Konrad	5	22	4.4	18t	1
Ward	2	21	10.5	16	0
Lucas	8	6	0.8	3	1
Mare	1	-5	-5.0	-5	0
Chambers	1	-11	-11.0	-11	0
DOLPHINS	473	1664	3.5	56t	14
OPPONENTS	453	1779	3.9	44	9

RECEIVING	NO.	YDS.	AVG.	LG	TD
McKnight	55	684	12.4	40	3
Gadsden	55	674	12.3	61	3
Chambers	48	883	18.4	74t	7

PASSING	ATT.	COMP.	YDS.	PCT.	TD	INT.	LG	SCK/LST	RATING
Fiedler	450	273	3290	60.7	20	19	74t	27/178	80.3
Lucas	3	2	45	66.7	0	0	28	0/0	109.7
DOLPHINS	453	275	3335	60.7	20	19	74t	27/178	80.6
OPPONENTS	467	262	3059	56.1	22	17	80t	37/230	76.7

L. Smith	30	234	7.8	65t	2
Minor	29	263	9.1	29	1
Ward	21	209	10.0	20	0
Weaver	18	215	11.9	27	2
Ogden	6	73	12.2	18	1
Konrad	5	52	10.4	17	1
Goodwin	4	27	6.8	9	0
J. Johnson	4	21	5.3	7	0
DOLPHINS	275	3335	12.1	74t	20
OPPONENTS	262	3059	11.7	80t	22

INTERCEPTIONS	NO.	YDS.	AVG.	LG	TD
Marion	5	227	45.4	100t	2
Surtain	3	74	24.7	41	1
Thomas	2	51	25.5	34t	1
Madison	2	0	0.0	0	0
Mixon	1	56	56.0	56t	1
J. Taylor	1	4	4.0	4	0
Freeman	1	0	0.0	0	0
Galyon	1	0	0.0	0	0
Walker	1	0	0.0	0	0
DOLPHINS	17	412	24.2	100t	5
OPPONENTS	19	254	13.4	63t	3

PUNTING	NO.	YDS.	AVG.	LG	BK
Turk	81	3321	41.0	77	0
DOLPHINS	81	3321	41.0	77	0
OPPONENTS	86	3789	44.1	73	0

PUNT RET.	NO.	YDS.	AVG.	LG	TD
Ogden	32	377	11.8	48	0
Ward	9	88	9.8	18	0
Madison	1	6	6.0	6	0
Cousin	1	0	0.0	0	0
Chambers	0	0	-	-	0
DOLPHINS	43	471	11.0	48	0
OPPONENTS	30	136	4.5	23	0

KICKOFF RET.	NO.	YDS.	AVG.	LG	TD
Chambers	36	811	22.5	47	0
Marion	17	371	1.8	55	0
Dyer	2	24	12.0	14	0
J. Johnson	1	16	16.0	16	0
E. Perry	1	0	0.0	0	0
DOLPHINS	51	1133	22.2	56	0
OPPONENTS	68	1260	18.5	37	0

SCORING	Ru	Pa	Rt	PAT	FG	S	2	PT
Mare	0	0	0	39/40	19/21	0	0	96
L. Smith	6	2	0	0/0	0/0	0	0	48
Chambers	0	7	0	0/0	0/0	0	0	42
Fiedler	4	0	0	0/0	0/0	0	0	24
Minor	2	1	1	0/0	0/0	0	0	24
McKnight	0	3	0	0/0	0/0	0	0	18
Gadsden	0	3	0	0/0	0/0	0	0	12
Konrad	1	1	0	0/0	0/0	0	0	12
Marion	0	2	0	0/0	0/0	0	0	12
Weaver	0	2	0	0/0	0/0	0	0	12
Lucas	1	0	0	0/0	0/0	0	0	6
Mixon	0	0	1	0/0	0/0	0	0	6
Ogden	0	1	0	0/0	0/0	0	0	6
Surtain	0	0	1	0/0	0/0	0	0	6
J. Taylor	0	0	1	0/0	0/0	0	0	6
Thomas	0	0	1	0/0	0/0	0	0	6
DOLPHINS	14	20	7	39/40	19/21	0	1	1344
OPPONENTS	9	22	4	32/34	16/22	0	0	290

FIELD GOALS	1-19	20-29	30-39	40-49	50+
Mare	1/1	8/8	8/8	2/4	0/0
DOLPHINS	1/1	8/8	8/8	2/4	0/0
OPPONENTS	0/0	5/6	4/5	6/9	1/2

TWO-POINT CONVERSIONS

McKnight 1
DOLPHINS 1-1, OPPONENTS 0-1

SACKS

J. Taylor 8.5, Bromell 6.5, Gardener 4.0, T. Bowens 3.0, Thomas 3.0, Cousin 2.0, Mixon 2.0, Greenwood 1.5, D. Bowens LG 1.0, D. Bowens 1.0, Freeman 1.0, Galyon 1.0, Rodgers 1.0, Surtain 1.0, Grant 0.5, Haley 0.5, Ogunsley 0.5
DOLPHINS 37.0, OPPONENTS 27.0

USUAL STARTERS

OFFENSE	
WR	Oronde Gadsden (14)
LT	Spencer Folau (15)
LG	Mark Dixon (10)
C	Tim Rudy (15)
RG	Todd Perry (16)
RT	Todd Wade (15)
TE	Hunter Goodwin (11)
WR	James McKnight (15)
QB	Jay Fiedler (16)
RB	Lamar Smith (16)
FB	Rob Konrad (9)
DEFENSE	
LDE	Kenny Mixon (16)
LDT	Tim Bowens (15)
RDT	Daryl Gardener (8)
RDE	Jason Taylor (16)
LLB	Derrick Rodgers (14)
MLB	Zach Thomas (15)
RLB	*Morlon Greenwood (12)
LCB	Patrick Surtain (16)
SCB	Sam Madison (13)
SS	Brian Walker (13)
FS	Brock Marion (15)

boldface indicates Pro Bowl performer
* indicates rookie

2002 FINAL STATISTICS (9-7)

DATE	OPPONENT	SCORE	W/L	ATT.
9/8	DETROIT	49-21	W	72,216
9/15	at Indianapolis	21-13	W	56,650
9/22	N.Y. JETS	30-3	W	73,426
9/29	at Kansas City	30-48	L	78,178
10/6	NEW ENGLAND	26-13	W	73,369
10/13	at Denver	24-22	W	75,941
10/20	BUFFALO	10-23	L	73,180
11/4	at Green Bay	10-24	L	63,284
11/10	at N.Y. Jets	10-13	L	78,920
11/17	BALTIMORE	26-7	W	73,013
11/24	SAN DIEGO	30-3	W	73,138
12/1	at Buffalo	21-38	L	73,287
12/9	CHICAGO	27-9	W	73,609
12/15	OAKLAND	23-17	W	73,572
12/21	at Minnesota	17-20	L	64,285
12/29	at New England	24-27(OT)	L	68,436

TEAM STATISTICS	MIA.	OPP.
TOTAL FIRST DOWNS	318	285
By Rushing	139	86
By Passing	155	162
By Penalty	24	37
Third Down: Made/Att.	76/199	68/201
Third Down Efficiency	38.2	33.8
Fourth Down: Made/Att.	3/10	4/13
Fourth Down Efficiency	30.0	30.8
POSSESSION AVERAGE	31:24	28:36
TOTAL NET YARDS	5392	4656
Average Per Game	337.0	291.0
Total Plays	1010	974
Average Per Play	5.3	4.8
NET YARDS RUSHING	2502	1554
Average Per Game	156.4	97.1
Total Rushes	530	407
NET YARDS PASSING	2890	3102
Average Per Game	180.6	193.9
Tackled/Yards Lost	25/179	47/327
Gross Yards	3069	3429
Attempts/Completions	455/271	520/294
Completion Percentage	59.8	56.5
Had Intercepted	15	21
PUNTS/AVERAGE	69/40.2	80/42.9
NET PUNTING AVERAGE	69/34.5	80/37.7
PENALTIES/YARDS	103/859	106/826
FUMBLES/BALL LOST	28/15	23/9
TOUCHDOWNS	44	31
By Rushing	24	9
By Passing	18	20
By Returns	2	2

Score By Quarters	1	2	3	4	OT	Total
DOLPHINS	113	111	69	85	0	378
OPPONENTS	35	98	66	99	3	301

RUSHING	NO.	YDS.	AVG.	LG	TD
R. Williams	383	1853	4.8	63t	16
Minor	44	180	4.1	23	2
Lucas	36	126	3.5	17	2
Edwards	20	107	5.4	19	1
Fiedler	28	99	3.5	12	3
Chambers	6	78	13.0	45	0
McKnight	7	58	8.3	19	0
McMichael	1	8	8.0	8	0
Konrad	3	2	0.7	2	0
Rosenfels	2	-9	-4.5	-2	0
DOLPHINS	530	2502	4.7	63t	24
OPPONENTS	407	1554	3.8	38	9

RECEIVING	NO.	YDS.	AVG.	LG	TD
Chambers	52	734	14.1	59t	3
R. Williams	47	363	7.7	52	1
McMichael	39	485	12.4	45	4
Konrad	34	233	6.9	19	3
McKnight	29	528	18.2	77	2
Ward	19	172	9.1	22	0
Edwards	18	126	7.0	14	1
Gadsden	16	228	14.3	29	0
Carter	8	66	8.3	15	1
Weaver	6	75	12.5	25	3
Clark	2	42	21.0	26	0
Baker	1	17	17.0	17	0
DOLPHINS	271	3069	11.3	77	18
OPPONENTS	294	3429	11.7	73t	20

INTERCEPTIONS	NO.	YDS.	AVG.	LG	TD
Surtain	6	79	13.2	40t	1
Marion	5	99	19.8	62	0
Madison	3	15	5.0	15	0
Fletcher	2	30	15.0	30	0
Rodgers	2	28	14.0	21	0
Thomas	1	7	7.0	7	0
Haley	1	0	0.0	0	0
Wooden	1	0	0.0	0	0
DOLPHINS	21	258	12.3	62	1
OPPONENTS	15	319	21.3	89t	2

PUNTING	NO.	YDS.	AVG.	LG	BK
Royals	69	2772	40.2	56	0
DOLPHINS	69	2772	40.2	56	0
OPPONENTS	80	3432	42.9	65	0

PUNT RET.	NO.	YDS.	AVG.	LG	TD
Ward	16	169	10.6	34	0
Johnson	8	69	8.6	13	0
Baker	7	55	7.9	21	0
DOLPHINS	31	293	9.5	34	0
OPPONENTS	39	273	7.0	43	0

KICKOFF RET.	NO.	YDS.	AVG.	LG	TD
Minor	46	1071	23.3	66	0
Johnson	12	330	27.5	49	0
Konrad	2	33	16.5	18	0
Weaver	2	23	11.5	18	0
Fletcher	1	0	0.0	0	0
McKnight	0	26	-	26	0
DOLPHINS	63	1483	23.5	66	0
OPPONENTS	69	1540	22.3	56	0

SCORING	Ru	Pa	Rt	PAT	FG	S	2	TP
Mare	0	0	0	42/43	24/31	0	0	114
R. Williams	16	1	0	0/0	0/0	0	0	0102
McMichael	0	4	0	0/0	0/0	0	0	24
Chambers	0	3	0	0/0	0/0	0	0	18
Fiedler	3	0	0	0/0	0/0	0	0	18
Konrad	0	3	0	0/0	0/0	0	0	18
Weaver	0	3	0	0/0	0/0	0	0	18
Edwards	1	1	0	0/0	0/0	0	0	12
Lucas	2	0	0	0/0	0/0	0	0	12
McKnight	0	2	0	0/0	0/0	0	0	12
Minor	2	0	0	0/0	0/0	0	0	12
Carter	0	1	0	0/0	0/0	0	0	6
Gamble	0	0	1	0/0	0/0	0	0	6
Surtain	0	0	1	0/0	0/0	0	0	6
DOLPHINS	24	18	2	42/43	24/31	0	0	378
OPPONENTS	20	2	2	27/27	28/30	0	0	301

FIELD GOALS	1-19	20-29	30-39	40-49	50+
Mare	0/0	13/14	2/3	7/11	2/3
DOLPHINS	0/0	13/14	2/3	7/11	2/3
OPPONENTS	0/0	9/9	8/8	6/8	5/5

TWO-POINT CONVERSIONS

DOLPHINS 0-1, OPPONENTS 2-4

SACKS

Taylor 18.5, Ogunleye 9.5, J. Williams 6.0, Burnett 4.0, D. Bowens 1.5, Chester 1.5, Freeman 1.5, Surtain 1.5, Greenwood 1.0, McGarrahan 1.0, Haley 0.5, Thomas 0.5.
--

DOLPHINS 47.0, OPPONENTS 25.0

USUAL STARTERS

OFFENSE

WR	James McKnight (9)
	Oronde Gadsden (6)
LT	Mark Dixon (12)
LG	Jamie Nails (14)
C	Tim Ruddy (16)
RG	Todd Perry (16)
RT	Todd Wade (16)
TE	*Randy McMichael (16)
WR	Chris Chambers (15)
QB	Jay Fiedler (10)
RB	Ricky Williams (16)
FB	Rob Konrad (12)

DEFENSE

LDE	Adewale Ogunleye (16)
LDT	Tim Bowens (16)
RDT	Larry Chester (16)
RDE	Jason Taylor (16)
LLB	Derrick Rodgers (15)
MLB	Zach Thomas (16)
RLB	Morlon Greenwood (13)
LCB	Patrick Surtain (14)
RCB	Sam Madison (16)
SS	Arturo Freeman (16)
FS	Brock Marion (16)

boldface indicates Pro Bowl performer
* indicates rookie

PASSING	ATT.	COMP.	YDS.	PCT.	TD	INT.	LG	SCK/LST	RATING
Fiedler	292	179	2024	61.3	14	9	59t	13/89	85.2
Lucas	160	92	1045	57.5	4	6	77	12/90	69.9
Rosenfels	3	0	0	0.0	0	0	0	0/0	39.6
DOLPHINS	455	271	3069	59.6	18	15	77	25/179	79.3
OPPONENTS	520	294	3429	56.5	20	21	73t	47/327	72.7

2003 FINAL STATISTICS (10-6)

DATE	OPPONENT	SCORE	W/L	ATT.
9/7	HOUSTON	20-21	L	73,010
9/14	at N.Y. Jets	21-10	W	77,461
9/21	BUFFALO	17-7	W	73,458
10/5	at N.Y. Giants	23-10	W	78,863
10/12	at Jacksonville	24-10	W	66,437
10/19	NEW ENGLAND	13-19(OT)	L	73,650
10/27	at San Diego	26-10	W	73,014
11/2	INDIANAPOLIS	17-23	L	73,258
11/9	at Tennessee	7-31	L	68,809
11/16	BALTIMORE	9-6(OT)	W	73,333
11/23	WASHINGTON	24-23	W	73,578
11/27	at Dallas	40-21	W	64,110
12/7	at New England	0-12	L	68,436
12/15	PHILADELPHIA	27-34	L	73,780
12/21	at Buffalo	20-3	W	73,319
12/28	N.Y. JETS	23-21	W	73,720

TEAM STATISTICS	MIA.	OPP.
TOTAL FIRST DOWNS	266	283
By Rushing	99	82
By Passing	145	171
By Penalty	22	30
Third Down: Made/Att.	67/205	81/222
Third Down Efficiency	32.7	36.5
Fourth Down: Made/Att.	5/10	2/12
Fourth Down Efficiency	50.0	16.7
POSSESSION AVERAGE	29:49	30:11
TOTAL NET YARDS	4609	4787
Average Per Game	288.1	299.2
Total Plays	968	1014
Average Per Play	4.8	4.7
NET YARDS RUSHING	1817	1452
Average Per Game	113.6	90.8
Total Rushes	487	441
NET YARDS PASSING	2792	3335
Average Per Game	174.5	208.4
Sacked/Yards Lost	31/209	44/253
Gross Yards	3001	3588
Attempts/Completions	450/257	529/319
Completion Percentage	57.1	60.3
Had Intercepted	19	22
PUNTS/AVERAGE	84/39.0	80/41.2
NET PUNTING AVERAGE	84/34.9	80/36.1
PENALTIES/YARDS	103/913	98/766
FUMBLES/BALL LOST	26/15	26/14
TOUCHDOWNS	35	26
By Rushing	14	11
By Passing	17	12
By Returns	4	3

Score By Quarters	1	2	3	4	OT	Total
DOLPHINS	68	124	44	72	3	311
OPPONENTS	49	86	48	72	6	261

RUSHING	NO.	YDS.	AVG.	LG	TD
R. Williams	392	1372	3.5	45	9
Minor	41	193	4.7	26	1
Fiedler	34	88	2.6	14	3
McKnight	2	75	37.5	68	1
Chambers	4	30	7.5	12	0
Turk	3	30	10.0	23	0
Konrad	4	17	4.3	11	0
Griese	5	15	3.0	9	0
Rosenfels	1	-1	-1.0	-1	0
O. Ayanbadejo	-2	-2.0	-2	0	
DOLPHINS	487	1817	3.7	68	14
OPPONENTS	441	1452	3.3	28	11

RECEIVING	NO.	YDS.	AVG.	LG	TD
Chambers	64	963	15.0	57	11
R. Williams	50	351	7.0	59	1
McMichael	49	598	12.2	46	2
Thompson	26	359	13.8	31	0
McKnight	23	285	12.4	80	2
Konrad	16	166	10.4	25	0
O. Ayanbadejo	53	4.4	12	0	
Lee	7	110	15.7	25	1
Gadsden	4	48	12.0	23	0
Minor	4	13	3.3	12	0
Newson	2	55	27.5	37	0
DOLPHINS	257	3381	11.7	80	17
OPPONENTS	319	3588	11.2	82	12

INTERCEPTIONS	NO.	YDS.	AVG.	LG	TD
Surtain	7	59	8.4	32	0
Knight	3	98	32.7	70	0
Madison	3	82	27.3	36	1
Thomas	3	21	7.0	19	0
Marion	3	3	1.0	3	0
Buckley	2	75	37.5	74	1
Zgonina	1	0	0.0	0	0
DOLPHINS	22	338	15.4	74	2
OPPONENTS	19	194	10.2	54	3

PUNTING	NO.	YDS.	AVG.	LG	BK
Turk	68	2631	38.7	57	0
Royals	16	643	40.2	50	0
DOLPHINS	84	3274	39.0	57	0
OPPONENTS	80	3294	41.2	64	0

PUNT RET.	NO.	YDS.	AVG.	LG	TD
Rogers	21	186	8.9	48	0
Simmons	8	100	12.5	32	0
Buckley	1	2	2.0	2	0
Newson	1	0	0.0	0	0
DOLPHINS	31	288	9.3	48	0
OPPONENTS	29	185	6.4	26	0

KICKOFF RET.	NO.	YDS.	AVG.	LG	TD
Minor	34	727	21.4	49	0
Rogers	19	383	20.2	33	0
Simmons	3	64	21.3	34	0
Lee	1	0	0.0	0	0
McKnight	0	28	-	28	0
DOLPHINS	57	1202	21.1	49	0
OPPONENTS	47	1010	21.5	73	0

SCORING	Ru	Pa	Rt	PAT	FG	S	TP
Mare	0	0	0	33/34	22/29	0	99
Chambers	0	11	0	0/0	0/0	0	66
R. Williams	1	0	0/0	0/0	0	0	60
Fiedler	3	0	0	0/0	0/0	0	18
McKnight	1	2	0	0/0	0/0	0	18
McMichael	0	2	1	0/0	0/0	0	18
Taylor	0	0	1	0/0	0/0	1	0
Buckley	0	0	1	0/0	0/0	0	6
Lee	0	1	0	0/0	0/0	0	6
Madison	0	0	1	0/0	0/0	0	6
Minor	1	0	0	0/0	0/0	0	6
DOLPHINS	14	17	4	33/34	22/29	1	0311
OPPONENTS	11	12	3	23/23	26/31	2	0261

FIELD GOALS	1-19	20-29	30-39	40-49	50+
Mare	0/0	9/9	3/6	6/8	4/6
DOLPHINS	0/0	9/9	3/6	6/8	4/6
OPPONENTS	0/0	10/11	8/9	5/6	3/5

TWO-POINT CONVERSIONS
DOLPHINS 0-1, OPPONENTS 0-2

SACKS
Ogunleye 15.0, Taylor 13.0, Seau 3.0, Zgonina 3.0, J. Williams 2.5, T. Bowens 2.0, Burnett 2.0, D. Bowens 1.0, Freeman 1.0, Thomas 1.0, Greenwood 0.5.

DOLPHINS 44.0, OPPONENTS 31.0

USUAL STARTERS
OFFENSE
WR Derrick Thompson (12)
LT Wade Smith (16)
LG Jamie Nails (15)
C Tim Ruddy (14)
RT Todd Perry (15)
RG Todd Wade (16)
TE Randy McMichael (16)
WR Chris Chambers (16)
QB Jay Fiedler (11)
RB Ricky Williams (16)
FB Rob Konrad (12)

DEFENSE
LDE Adewale Ogunleye (16)
LDT Tim Bowens (13)
RDT Larry Chester (15)
RDE Jason Taylor (16)
LLB Junior Seau (15)
MLB Zach Thomas (15)
RLB Morlon Greenwood (11)
LCB Patrick Surtain (15)
RCB Sam Madison (16)
SS Sammy Knight (16)
FS Brock Marion (16)

boldface indicates Pro Bowl performer
* indicates rookie

PASSING	ATT.	COMP.	YDS.	PCT.	TD	INT.	LG	SCK/LST	RATING
Fiedler	314	179	2138	57.0	11	13	59	19/126	72.4
Griese	130	74	813	56.9	5	6	80	12/83	69.2
Rosenfels	6	4	50	66.7	1	0	21	0/0	131.9
DOLPHINS	450	257	3001	57.1	17	19	80	31/209	72.5
OPPONENTS	529	319	3588	60.3	12	22	82	44/253	70.8

2004 FINAL STATISTICS (4-12)

DATE	OPPONENT	SCORE	W/L	ATT.
9/11	TENNESSEE	7-17	L	69,987
9/19	at Cincinnati	13-16	L	65,705
9/26	PITTSBURGH	3-13	L	72,225
10/3	NEW YORK JETS	9-17	L	73,157
10/10	at New England	10-24	L	68,756
10/17	at Buffalo	13-20	L	72,714
10/24	ST. LOUIS	31-14	W	72,945
11/1	at New York Jets	14-41	L	78,216
11/7	ARIZONA	23-24	L	72,612
11/21	at Seattle	17-24	L	66,644
11/28	at San Francisco	24-17	W	66,156
12/5	BUFFALO	32-42	L	73,084
12/12	at Denver	17-20	L	75,027
12/20	NEW ENGLAND	29-28	W	73,629
12/26	CLEVELAND	10-7	W	73,169
1/2	at Baltimore	23-30	L	69,843

TEAM STATISTICS	MIA.	OPP.
TOTAL FIRST DOWNS	267	281
By Rushing	71	107
By Passing	165	139
By Penalty	31	35
Third Down: Made/Att.	80/232	72/223
Third Down Efficiency	34.5	32.3
Fourth Down: Made/Att.	8/16	8/11
Fourth Down Efficiency	50.0	72.7
POSSESSION AVERAGE	28:20	31:40
TOTAL NET YARDS	4404	4894
Average Per Game	275.3	305.9
Total Plays	1022	1009
Average Per Play	4.3	4.9
NET YARDS RUSHING	1339	2302
Average Per Game	83.7	143.9
Total Rushes	384	539
NET YARDS PASSING	3065	2592
Average Per Game	191.6	162.0
Sacked/Yards Lost	52/326	36/223
Gross Yards	3391	2815
Attempts/Completions	586/309	434/244
Completion Percentage	52.7	56.2
Had Intercepted	26	15
PUNTS/AVERAGE	99/41.5	102/41.0
NET PUNTING AVERAGE	99/36.9	102/33.0
PENALTIES/YARDS	112/852	107/852
FUMBLES/BALL LOST	42/16	22/10
TOUCHDOWNS	31	42
Rushing	10	12
Passing	19	20
Returns	2	10

Score By Quarters 1 2 3 4 OT Total

DOLPHINS	79	59	34	103	0	275
OPPONENTS	79	88	95	92	0	354

RUSHING	NO.	YDS.	AVG.	LG	TD
Morris	132	523	4.0	35	6
Minor	109	388	3.6	34	3
Henry	46	141	3.1	53	0
Chambers	9	76	8.4	24	0
Gordon	35	64	1.8	11	0
Fiedler	12	59	4.9	26	0
Forsey	19	53	2.8	15	0
Konrad	2	18	9.0	15	0
Feeley	14	13	0.9	7	1
King	4	9	2.3	3	0
Turk	1	3	3.0	3	0

Booker	1	-8	-8.0	-8	0
DOLPHINS	384	1339	3.5	53	10
OPPONENTS	539	2302	4.3	62	12

RECEIVING	NO.	YDS.	AVG.	LG	TD
McMichael	73	791	10.8	42	4
Chambers	69	898	13.0	76	7
Booker	50	638	12.8	45	1
Thompson	23	359	15.6	36	4
Morris	22	124	5.6	24	0
Gilmore	15	206	13.7	37	1
Lee	13	110	8.5	15	1
Minor	13	75	5.8	20	0
Gordon	13	74	5.7	20	0
Konrad	8	69	8.6	20	1
Martin	4	15	3.8	7	0
Henry	3	12	4.0	7	0
Bellamy	1	8	8.0	8	0
King	1	8	8.0	8	0
Eastlick	1	4	4.0	4	0

DOLPHINS	309	3391	11.0	76	19
OPPONENTS	244	2815	11.5	69	20

INTERCEPTIONS	NO.	YDS.	AVG.	LG	TD
Freeman	4	59	14.8	47	0
Knight	4	32	8.0	32	0
Surtain	4	2	0.5	2	0
Ayanbadejo	1	2	2.0	2	0
J. Williams	1	0	0.0	0	0
Taylor	1	-3	-3.0	-3	0

DOLPHINS	15	92	6.1	47	0
OPPONENTS	26	464	17.8	66	8

PUNTING	NO.	YDS.	AVG.	LG	BK
Turk	98	4088	41.7	67	0
Mare	1	19	19.0	19	0
DOLPHINS	99	4107	41.5	67	0
OPPONENTS	102	4177	41.0	63	0

PUNT RET.	NO.	YDS.	AVG.	LG	TD
Welker	43	464	10.8	71	0
Brightful	9	89	9.9	36	0
Gilmore	0	11	-	11	0
DOLPHINS	52	564	10.8	71	0
OPPONENTS	45	258	5.7	24	0

KICKOFF RET.	NO.	YDS.	AVG.	LG	TD
Welker	57	1313	23.0	95	1
Brightful	5	126	25.2	32	0
Gilmore	5	114	22.8	53	0
Morris	1	27	27.0	27	0
Poole	1	22	22.0	22	0
Wyrick	1	58	58.0	58	0

DOLPHINS	70	1660	23.7	95	1
OPPONENTS	51	1114	21.8	104	1

SCORING	Ru	Pa	Rt	PAT	FG	S	2	TP
Mare	0	0	0	18/18	12/16	0	0	54
Chambers	0	7	0	0/0	0/0	0	1	44
Morris	6	0	0	0/0	0/0	0	0	36
McMichael	0	4	0	0/0	0/0	0	1	26
Thompson	0	4	0	0/0	0/0	0	0	24
Minor	3	0	0	0/0	0/0	0	0	18
Bryant	0	0	0	7/7	3/3	0	0	16
Welker	0	0	1	1/1	1/1	0	0	10
Gramatica	0	0	1	0/1	3/3	0	0	9

Booker	0	1	0	0/0	0/0	0	0	6
Feeley	1	0	0	0/0	0/0	0	0	6
Gilmore	0	1	0	0/0	0/0	0	0	6
Konrad	0	1	0	0/0	0/0	0	0	6
Lee	0	1	0	0/0	0/0	0	0	6
Pope	0	0	1	0/0	0/0	0	0	6
Knight	0	0	0	0/0	0/0	1	0	2

DOLPHINS	10	19	2	26/27	19/23	1	2	275
OPPONENTS	12	20	10	42/42	20/28	0	3	354

FIELD GOALS	1-19	20-29	30-39	40-49	50+
Mare	0/0	1/2	6/7	3/4	2/3
Bryant	0/0	1/1	0/0	2/2	0/0
Gramatica	0/0	2/2	1/1	0/0	0/0
Welker	0/0	1/1	0/0	0/0	0/0

DOLPHINS	0/0	5/6	7/8	5/6	2/3
OPPONENTS	..	2/2	5/5	4/7	6/11

TWO-POINT CONVERSIONS

Chambers	1	McMichael	1
----------	---	-----------	---

DOLPHINS 2-4, OPPONENTS 0-0

SACKS

SACKS	
Taylor 9.5, D. Bowens 7.0, Zgonina 5.0, Romero 3.5, Pope 2.0, Thomas 2.0, J. Williams 2.0, Ahanotu TM 1.0, Edwards TM 1.0, Poole 1.0, Seau 1.0, Surtain 1.0.	

DOLPHINS 36.0, OPPONENTS 52.0

USUAL STARTERS

OFFENSE

WR	Marty Booker (15)
LT	Damon McIntosh (14)
LG	Jeno James (14)
C	Seth McKinney (16)
RG	Taylor Whitley (11)
RT	John St. Clair (14)
TE	Randy McMichael (16)
WR	Chris Chambers (15)
QB	A.J. Feeley (8)
	Jay Fiedler (7)
RB	Sammy Morris (9)
TE	Donald Lee (10)

DEFENSE

LDE	David Bowens (15)
LDT	Bryan Robinson (13)
RDT	Jeff Zgonina (13)
RDE	Jason Taylor (16)
LLB	Junior Seau (8)
MLB	Zach Thomas (13)
RLB	Morlon Greenwood (15)
LCB	Patrick Surtain (15)
RCB	Sam Madison (15)
SS	Sammy Knight (16)
FS	Antuan Edwards (8)
	Arturo Freeman (8)

boldface indicates Pro Bowl performer
* indicates rookie

PASSING	ATT.	COMP.	YDS.	PCT.	TD	INT.	LG	SCK/LST	RATING
Feeley	356	191	1893	53.7	11	15	38	23/136	61.7
Fiedler	190	101	1186	53.2	7	8	71	25/165	67.1
Rosenfels	39	16	264	41.0	1	3	76	3/16	41.0
Booker	1	1	48	100.0	0	0	48	0/0	118.8
Morris	0	0	0	-	0	0	0	1/9	-
DOLPHINS	586	309	3391	52.7	19	26	76	52/326	62.5
OPPONENTS	434	244	2815	56.2	20	15	69	36/223	76.9

2005 FINAL STATISTICS (9-7)

DATE	OPPONENT	SCORE	W/L	ATT.
9/11	DENVER	34-10	W	72,324
9/18	at New York Jets	7-17	L	77,918
9/25	CAROLINA	27-24	W	72,288
10/9	at Buffalo	14-20	L	72,160
10/16	at Tampa Bay	13-27	L	65,168
10/21	KANSAS CITY	20-30	L	68,350
10/30	at New Orleans	21-6	W	61,643
11/6	ATLANTA	10-17	L	72,187
11/13	NEW ENGLAND	16-23	L	73,405
11/20	at Cleveland	0-22	L	72,773
11/27	at Oakland	33-21	W	49,097
12/4	BUFFALO	24-23	W	72,051
12/11	at San Diego	23-21	W	65,026
12/18	N.Y. JETS	24-20	W	72,650
12/24	TENNESSEE	24-10	W	72,001
1/1	at New England	28-26	W	68,756

TEAM STATISTICS	MIA.	OPP.
TOTAL FIRST DOWNS	274	319
Rushing	93	94
Passing	159	183
Penalty	22	42
Third Down: Made/Att	79/225	95/236
Third Down Efficiency	35.1	40.3
Fourth Down: Made/Att	6/15	8/19
Fourth Down Efficiency	40.0	42.1
POSSESSION AVERAGE	27.25	32.35
TOTAL NET YARDS	5198	5078
Average Per Game	324.9	317.4
Total Plays	1026	1078
Average Per Play	5.1	4.7
NET YARDS RUSHING	1898	1771
Average Per Game	118.6	110.7
Total Rushes	444	480
NET YARDS PASSING	3300	3307
Average Per Game	206.3	206.7
Sacked/Yards Lost	26/158	49/375
Gross Yards	3458	3682
Attempts/Completions	556/291	549/323
Completion Percentage	52.3	58.8
Had Intercepted	16	14
PUNTS/AVERAGE	89/43.1	92/43.0
NET PUNTING AVERAGE	89/39.0	92/37.0
PENALTIES/YARDS	132/1055	105/827
FUMBLES/BALL LOST	31/14	35/17
TOUCHDOWNS	34	35
Rushing	11	11
Passing	22	23
Returns	1	1

Score By Quarters	1	2	3	4	OT	Total
DOLPHINS	44	78	57	139	0	318
OPPONENTS	94	67	71	85	0	317

RUSHING	NO.	YDS.	AVG.	LG	TD
Brown	207	907	4.4	65	4
Williams	168	743	4.4	35	6
Chambers	12	92	7.7	61	0
Frerotte	27	61	2.3	14	0
Morris	16	58	3.6	9	1
Minor	5	17	3.4	9	0
Rosenfels	6	15	2.5	12	0
Welker	1	5	5.0	5	0
Evans	1	0	0.0	0	0
D. Jones	1	0	0.0	0	0
DOLPHINS	444	1898	4.3	65	11
OPPONENTS	480	1771	3.7	75	11

RECEIVING	NO.	YDS.	AVG.	LG	TD
Chambers	82	1118	13.6	77	11
McMichael	60	582	9.7	30	5
Booker	39	686	17.6	60	3
Brown	32	232	7.3	38	1
Welker	29	434	15.0	47	0
Williams	17	93	5.5	19	0
Diamond	8	54	6.8	18	0
Morris	8	54	6.8	18	0
Gilmore	5	105	21.0	44	1
Boston	4	80	20.0	54	0
Evans	4	17	4.3	5	0
Holmes	1	2	2.0	2	0
Heller	1	1	1.0	1	1
Minor	1	0	0.0	0	0
DOLPHINS	291	3458	11.9	77	22
OPPONENTS	323	3682	11.4	60	23

INTERCEPTIONS	NO.	YDS.	AVG.	LG	TD
Schulters	4	78	19.5	37	0
Tillman	3	38	12.7	22	0
Madison	2	11	5.5	11	0
Howard	1	5	5.0	5	0
Daniels	1	4	4.0	4	0
Bell	1	0	0.0	0	0
Spragan	1	0	0.0	0	0
Z. Thomas	1	0	0.0	0	0
DOLPHINS	14	136	9.7	37	0
OPPONENTS	16	127	7.9	33	0

PUNTING	NO.	YDS.	AVG.	LG	BK
D. Jones	88	3827	43.5	63	0
Mare	1	8	8.0	8	0
DOLPHINS	89	3835	43.1	63	0
OPPONENTS	92	3957	43.0	63	0

PUNT RET.	NO.	YDS.	AVG.	LG	TD
Welker	43	390	9.1	47	0
DOLPHINS	43	390	9.1	47	0
OPPONENTS	46	227	4.9	37	0

KICKOFF RET.	NO.	YDS.	AVG.	LG	TD
Welker	61	1379	22.6	46	0
Gilmore	3	84	28.0	29	0
Minor	2	22	11.0	19	0
Bowens	1	5	5.0	5	0
Heller	1	11	11.0	11	0
DOLPHINS	68	1501	22.1	46	0
OPPONENTS	56	1425	25.4	65	0

SCORING	Ru	Pa	Rt	PAT	FG	S	2	TP
Mare	0	0	0	33/33	25/30	0	0	108
Chambers	0	11	0	0/0	0/0	0	0	66
Williams	6	0	0	0/0	0/0	0	0	36
Brown	4	1	0	0/0	0/0	0	0	30
McMichael	0	5	0	0/0	0/0	0	0	30
Booker	0	3	0	0/0	0/0	0	0	18
Taylor	0	0	1	0/0	0/0	1	0	8
Gilmore	0	1	0	0/0	0/0	0	0	6
Heller	0	1	0	0/0	0/0	0	0	6
Morris	1	0	0	0/0	0/0	0	0	6
Carter	0	0	0	0/0	0/0	1	0	2
Howard	0	0	0	0/0	0/0	1	0	2
DOLPHINS	11	22	1	33/33	25/30	3	0	318
OPPONENTS	11	23	1	31/32	24/24	1	1	317

FIELD GOALS	1-19	20-29	30-39	40-49	50+
Mare	0/0	9/10	9/12	6/6	1/2
DOLPHINS	0/0	9/10	9/12	6/6	1/2
OPPONENTS	0/0	7/7	7/7	7/7	3/3

TWO-POINT CONVERSIONS
DOLPHINS 0-1, OPPONENTS 1-3

SACKS
Taylor 12, Bowens 6, Carter 6, Holliday 5, Bell 3, Howard 2, T. Jones 2, Schulters 2, Z. Thomas 2, Traylor 2, Zgonina 2, Roth 1, Seau 1, Spragan 1, Wright 1, Team 1.
DOLPHINS 49.0, OPPONENTS 26.0

USUAL STARTERS
OFFENSE
WR Marty Booker (12)
LT Damion McIntosh (16)
LG Geno James (16)
C Seth McKinney (13)
RG Rex Hadnot (16)
RT Vernon Carey (14)
TE Randy McMichael (16)
WR Chris Chambers (16)
QB Gus Frerotte (15)
RB *Ronnie Brown (14)
TE/FB Lorenzo Diamond (7)

DEFENSE
LDE Kevin Carter (16)
LDT Keith Traylor (13)
RDT Vonnie Holiday (16)
RDE Jason Taylor (16)
LLB *Channing Crowder (13)
MLB Zach Thomas (14)
RLB Donnie Daniels (9)
LCB *Travis Daniels (14)
RCB Sam Madison (15)
SS Travares Tillman (16)
FS Lance Schulters (16)

boldface indicates Pro Bowl performer
* indicates rookie

PASSING	ATT.	COMP.	YDS.	PCT.	TD	INT.	LG	SCK/LST	RATING
Frerotte	494	257	2996	52.0	18	13	60t	26/158	71.9
Rosenfels	61	34	462	55.7	4	3	77t	0/0	81.5
Booker	1	0	0	0.00	0	0	0	0/0	39.6
DOLPHINS	556	291	3458	52.3	22	16	77t	26/158	72.8
OPPONENTS	549	323	3682	58.8	23	14	60t	49/375	82.4

DOLPHINS INDIVIDUAL RECORDS

The following individual records relate solely to service with the Miami Dolphins. They include National Football League regular-season statistics only – with the exception of those single-game records marked by "*" or "**."

* Playoff game **Super Bowl

1966-1977: 14 games	1983-1986: 16 games
1978-1981: 16 games	1987: 15 games
1982: 9 games	1988-2006 16 games

SERVICE

MOST SEASONS

- 17 Dan Marino (1983-99)
- 15 Bob Kuechenberg (1970-84)
- 14 Bob Griese (1967-80)
- 14 Don Strock (1974-87)
- 13 Nat Moore (1974-86)
- 12 Larry Little (1969-80)
- 12 Ed Newman (1973-84)
- 12 Bruce Hardy (1978-89)
- 12 Jim Jensen (1981-92)

MOST GAMES PLAYED

- 242 Dan Marino (1983-99)
- 196 Bob Kuechenberg (1970-84)
- 183 Nat Moore (1974-86)
- 167 Ed Newman (1973-85)
- 164 Jim Jensen (1981-92)
- 164 Richmond Webb (1990-00)
- 163 Don Strock (1974-87)
- 161 Bob Griese (1967-80)
- 159 Vern Den Herder (1971-81)
- 158 Larry Little (1969-80)
- 157 Tim Bowens (1994-04)
- 156 Tim Ruddy (1994-03)
- 151 Bruce Hardy (1978-89)

MOST CONSECUTIVE GAMES PLAYED

- 128 Jim Langer (10th in 1970 through 9th in 1979)
- 127 Garo Yepremian (2nd in 1970 through 16th in 1978)
- 125 Bob Baumhower (1st in 1977 through 14th in 1984)
- 118 Richmond Webb (3rd in 1991 through 8th in 1998)
- 107 Dwight Stephenson (1st in 1980 through 2nd in 1987)
- 104 Jeff Cross (1st in 1988 through 8th in 1994)
- 104 Tim Bowens (1st in 1994 through 8th in 2000)
- 98 Jason Taylor (15th in 1999 through 16th in 2005, current)
- 98 Dick Anderson (1st in 1968 through 14th in 1974)
- 95 Vern Den Herder (1st in 1971 through 11th in 1977)
- 95 Dan Marino (6th in 1987 through 5th in 1993)

MOST STARTS

- 240 Dan Marino (1983-99)
- 176 Bob Kuechenberg (1970-84)
- 162 Richmond Webb (1990-00)
- 155 Tim Bowens (1994-04)
- 152 Bob Griese (1967-80)
- 152 Larry Little (1969-80)
- 147 Zach Thomas (1996-2005)
- 143 Vern Den Herder (1971-81)
- 140 Tim Ruddy (1994-03)
- 137 Jason Taylor (1997-2005)

MOST CONSECUTIVE STARTS

- 118 Richmond Webb (3rd in 1991 through 8th in 1998)
- 109 Jim Langer (1st in 1972 through 9th in 1979)
- 98 Jason Taylor (15th in 1999 through 16th in 2005, current)
- 95 Dan Marino (6th in 1987 through 5th in 1993)
- 92 Tim Bowens (3rd in 1994 through 14th in 1999)
- 91 Norm Evans (3rd in 1969 through 9th in 1975)
- 87 Dick Anderson (12th in 1968 through 14th in 1974)
- 86 Bob Baumhower (1st in 1977 through 8th in 1982)
- 84 Jake Scott (1st in 1970 through 14th in 1975)
- 81 Vern Den Herder (1st in 1972 through 11th in 1977)
- 81 Jeff Cross (16th in 1988 through 16th in 1993)
- 81 Keith Sims (11th in 1991 through 11th in 1996)

MOST PRO BOWLS

- 9 Dan Marino (1983-87, 1991-92, 1994-95)
- 7 Richmond Webb (1990-96)
- 6 Bob Griese (1970-71, 1973-74, 1977-78)
- 6 Jim Langer (1973-78)
- 6 Bob Kuechenberg (1974-75, 1977-78, 1982-83)
- 6 Zach Thomas (1999-2003, 2005)
- 6 Larry Csonka (1970-74)
- 5 Paul Warfield (1970-74)
- 5 Jake Scott (1971-75)
- 5 Bob Baumhower (1979, 1981-84)
- 5 Dwight Stephenson (1983-87)
- 5 John Offerdahl (1986-90)
- 5 Mark Clayton (1984-86, 1988, 1991)

MOST CONSECUTIVE PRO BOWLS

- 7 Richmond Webb (1990-96)
- 6 Jim Langer (1973-78)
- 5 Larry Csonka (1970-74)
- 5 Paul Warfield (1970-74)
- 5 Jake Scott (1971-75)
- 5 Dan Marino (1983-87)
- 5 Dwight Stephenson (1983-87)
- 5 John Offerdahl (1986-90)
- 5 Zach Thomas (1999-2003)

MOST PRO BOWL STARTS

- 7 Dan Marino (1983-86, 1992, 1994-95)
- 5 Jim Langer (1973-77)
- 4 Dwight Stephenson (1983-86)
- 4 John Offerdahl (1986, 1988-90)
- 4 Richmond Webb (1992-95)
- 4 Jason Taylor (2000, 2002, 2004-05)
- 3 Larry Little (1972-74)
- 3 Jake Scott (1972-73, 1975)
- 3 Bob Baumhower (1979, 1981, 1983)
- 3 Sam Madison (1999-2001)

MOST CONSECUTIVE PRO BOWL STARTS

- 5 Jim Langer (1973-77)
- 4 Dwight Stephenson (1983-86)
- 4 Dan Marino (1983-86)
- 4 Richmond Webb (1992-95)
- 3 Larry Little (1972-74)
- 3 John Offerdahl (1988-90)
- 3 Sam Madison (1999-2001)

SCORING

MOST POINTS

Career

- 948 Olindo Mare (1997-05), 291 XPs, 219 FGs
- 830 Garo Yepremian (1970-78), 335 XPs, 165 FGs
- 774 Pete Stoyanovich (1990-95), 246 XPs, 176 FGs
- 540 Uwe von Schamann (1979-84), 237 XPs, 101 FGs
- 492 Mark Clayton (1983-92), 82 TDs

Season

- 144 Olindo Mare (1999), 27 XPs, 39 FGs
- 124 Pete Stoyanovich (1992), 34 XPs, 30 FGs
- 121 Pete Stoyanovich (1991), 28 XPs, 31 FGs
- 118 Pete Stoyanovich (1995), 37 XPs, 27 FGs
- 117 Garo Yepremian (1971), 33 XPs, 28 FGs
- 117 Olindo Mare (1997), 33 XPs, 28 FGs
- 117 Olindo Mare (2000), 33 XPs, 28 FGs

Game

- 24 Paul Warfield (12/15/73 vs. Detroit), 4 TDs
- 24 Mark Ingram (11/27/94 at N.Y. Jets), 4 TDs

MOST POINTS BY ROOKIE

Season

- 116 Fuad Reveiz (1985), 50 XPs, 22 FGs
- 99 Uwe von Schamann (1979), 36 XPs, 21 FGs
- 95 Pete Stoyanovich (1989), 38 XPs, 19 FGs
- 78 Ron Davenport (1985), 13 TDs

MOST CONSECUTIVE GAMES SCORING POINTS

- 121 Garo Yepremian (8th in 1970 through 16th in 1978)

MOST TOUCHDOWNS

Career

- 82 Mark Clayton (1983-92), 81 pass, 1 ret.
- 75 Nat Moore (1974-86), 74 pass, 1 run
- 59 Mark Duper (1982-92), 59 pass
- 57 Larry Csonka (1968-74, 1979), 53 run, 4 pass
- 39 Chris Chambers (2001-05), 39 pass

Season

- 18 Mark Clayton (1984), 18 pass

- 17 Ricky Williams (2002), 16 run, 1 pass
- 16 Karim Abdul-Jabbar (1997), 15 run, 1 pass
- 16 Lamar Smith (2000), 14 run, 2 pass
- 14 Mark Clayton (1988), 14 pass

Game

- 4 Paul Warfield (12/15/73 vs. Detroit), 4 pass
- 4 Mark Ingram (11/27/94 at N.Y. Jets), 4 pass

MOST TOUCHDOWNS BY ROOKIE

Season

- 13 Ron Davenport (1985), 11 run, 2 pass
- 11 Karim Abdul-Jabbar (1996), 11 run
- 8 Andra Franklin (1981), 7 run, 1 pass
- 7 Larry Csonka (1968), 6 run, 1 pass
- 7 Troy Stradford (1987), 6 run, 1 pass
- 7 Chris Chambers (2001), 7 pass

Game

- 3 Ronald Scott (10/11/87 vs. Kansas City), 3 run
- 3 Troy Stradford (12/7/87 vs. N.Y. Jets), 3 run
- 3 Sammie Smith (12/10/89 vs. New England), 3 run

MOST CONSECUTIVE GAMES SCORING TOUCHDOWN

- 6 Paul Warfield (4th through 9th in 1971)
- 6 Mark Clayton (13th through 16th in 1988 and 2nd through 3rd in 1989)
- 6 Ricky Williams (16th in 2002 and 1st through 5th in 2003)

MOST FIELD GOALS

Career

- 219 Olindo Mare (1997-05), 267 att.
- 176 Pete Stoyanovich (1989-95), 222 att.
- 165 Garo Yepremian (1970-78), 242 att.
- 101 Uwe von Schamann (1979-84), 149 att.

Season

- 39 Olindo Mare (1999), 46 att.
- 31 Pete Stoyanovich (1991), 37 att.
- 30 Pete Stoyanovich (1992), 37 att.
- 28 Garo Yepremian (1971), 40 att.
- 28 Olindo Mare (1997), 36 att.
- 28 Olindo Mare (2000), 31 att.

Game

- 6 Olindo Mare (10/17/99 at New England), 6 att.
- 5 Garo Yepremian (9/26/71 at Buffalo), 6 att.
- 4 17 times (last – Olindo Mare, 1/1/06 at New England)

MOST FIELD GOALS BY ROOKIE

Season

- 22 Fuad Reveiz (1985), 27 att.
- 21 Uwe von Schamann (1979), 29 att.
- 19 Pete Stoyanovich (1989), 26 att.
- 13 Karl Kremser (1969), 22 att.

Game

- 3 Seven times (last – Pete Stoyanovich (10/22/89 vs. Green Bay)

MOST CONSECUTIVE GAMES SCORING FIELD GOAL

- 20 Garo Yepremian (10th in 1970 through 1st in 1972)

20 Olindo Mare (7th in 1998 through 10th in 1999)

MOST CONSECUTIVE FIELD GOALS

- 19 Olindo Mare (3rd through 7th in 1999)
16 Garo Yepremian (8th through 16th in 1978)
16 Olindo Mare (7th through 16th in 2000)

HIGHEST FIELD GOAL PERCENTAGE

Career (minimum 50 attempts)

- 82.0 Olindo Mare (1997-05), 219 of 267
79.3 Pete Stoyanovich (1989-95), 176 of 222
73.6 Fuad Reveiz (1985-88), 53 of 72
68.2 Garo Yepremian (1970-78), 165 of 242
67.8 Uwe von Schamann (1979-84), 101 of 149

Season (minimum 15 attempts)

- 90.5 Olindo Mare (2001), 19 of 21
90.3 Olindo Mare (2000), 28 of 31
84.8 Olindo Mare (1999), 39 of 46
84.0 Pete Stoyanovich (1990), 21 of 25
83.8 Pete Stoyanovich (1991), 31 of 37

LONGEST FIELD GOALS

- 59 Pete Stoyanovich (11/12/89 at N.Y. Jets)
*58 Pete Stoyanovich (1/5/91 vs. Kansas City)
54 Garo Yepremian (10/22/72 vs. Buffalo)
54 Olindo Mare (10/24/99 vs. Philadelphia)
53 Garo Yepremian (9/16/73 vs. San Francisco)
53 Garo Yepremian (12/5/76 vs. Buffalo)
53 Uwe von Schamann (10/21/79 at New England)
53 Pete Stoyanovich (10/28/90 at Indianapolis)
53 Pete Stoyanovich (9/29/91 at N.Y. Jets)
53 Pete Stoyanovich (9/27/92 at Seattle)
53 Olindo Mare (10/17/99 at New England)
53 Olindo Mare (9/22/02 vs. N.Y. Jets)
53 Olindo Mare (10/13/02 at Denver)
53 Olindo Mare (10/16/05 at Tampa Bay)

LONGEST FIELD GOALS BY ROOKIE

- 59 Pete Stoyanovich (11/12/89 at N.Y. Jets)
53 Uwe von Schamann (10/21/79 at New England)
51 Uwe von Schamann (11/5/79 vs. Houston)
*51 Fuad Reveiz (1/4/86 vs. Cleveland)
49 Fuad Reveiz (12/16/85 vs. New England)

MOST POINTS AFTER TOUCHDOWN

Career

- 335 Garo Yepremian (1970-78), 351 attempts
291 Olindo Mare (1997-05), 296 attempts
246 Pete Stoyanovich (1989-95), 250 attempts

Season

- 66 Uwe von Schamann (1984), 70 attempts
52 Fuad Reveiz (1986), 55 attempts
50 Fuad Reveiz (1985), 52 attempts

Game

- 7 Garo Yepremian (11/12/72 vs. New England), 7 attempts
7 Garo Yepremian (11/24/77 at St. Louis), 8 attempts
7 Pete Stoyanovich (9/3/95 vs. N.Y. Jets), 7 attempts

- 7 Olindo Mare (9/8/02 vs. Detroit), 7 attempts

MOST POINTS AFTER TOUCHDOWN BY ROOKIE

Season

- 50 Fuad Reveiz (1985), 52 attempts
38 Pete Stoyanovich (1989), 39 attempts
36 Uwe von Schamann (1979), 40 attempts
30 Jimmy Keyes (1968), 30 attempts

MOST CONSECUTIVE POINTS AFTER TOUCHDOWN

- 110 Garo Yepremian (7th in 1972 to 2nd in 1975)
110 Pete Stoyanovich (16th in 1992 to 16th in 1995)

HIGHEST POINT AFTER TOUCHDOWN PCT.

Career (minimum 150 attempts)

- 98.4 Pete Stoyanovich (1989-95), 246 of 250
98.3 Olindo Mare (1997-05), 291 of 296
95.3 Fuad Reveiz (1985-88), 161 of 169
94.9 Garo Yepremian (1970-78), 335 of 353
94.8 Uwe Von Schamann (1979-84), 237 of 250

MOST TWO-POINT CONVERSIONS

Career

- 2 Irving Fryar (1993-95), 2 pass
1 12 times (last – Chris Chambers, 12/5/04 vs. Buffalo)

Season

- 2 Irving Fryar (1994), 2 pass

RUSHING

MOST RUSHING YARDS

Career

- 6,737 Larry Csonka (1968-74, 1979), 1,506 attempts
3,968 Ricky Williams (2002-03, 2005), 943 attempts
3,877 Mercury Morris (1969-75), 754 attempts
3,644 Jim Kiick (1968-74), 997 attempts
3,543 Tony Nathan (1979-87), 732 attempts

Season

- 1,853 Ricky Williams (2002), 4.8 per carry
1,372 Ricky Williams (2003), 3.5 per carry
1,258 Delvin Williams (1978), 4.6 per carry
1,139 Lamar Smith (2000), 3.7 per carry
1,117 Larry Csonka (1972), 5.2 per carry
1,116 Karim Abdul-Jabbar (1996), 3.6 per carry
1,051 Larry Csonka (1971), 5.4 per carry
1,003 Larry Csonka (1973), 4.6 per carry
1,000 Mercury Morris (1972), 5.3 per carry

Game

- 228 Ricky Williams (12/1/02 at Buffalo), 27 attempts
216 Ricky Williams (12/9/02 vs. Chicago), 31 attempts
*209 Lamar Smith (12/30/00 vs. Indianapolis), 40 attempts
197 Mercury Morris (9/30/73 vs. New England), 15 attempts
185 Ricky Williams (12/29/02 at New England), 31 attempts

MOST RUSHING YARDS BY ROOKIE**Season**

- 1,116 Karim Abdul-Jabbar (1996), 3.6 per carry
- 907 Ronnie Brown (2005), 4.4 per carry
- 711 Andra Franklin (1981), 3.5 per carry
- 659 Sammie Smith (1989), 3.3 per carry
- 621 Jim Kiick (1968), 3.8 per carry

Game

- 169 Troy Stradford (11/22/87 at Dallas), 17 attempts
- 152 Karim Abdul-Jabbar (12/22/96 at N.Y. Jets), 30 attempts
- 140 Leroy Harris (12/5/77 vs. Baltimore), 17 attempts
- 132 Ronnie Brown (9/25/05 vs. Carolina), 23 attempts
- 124 Karim Abdul-Jabbar (9/15/96 vs. N.Y. Jets), 23 attempts

MOST RUSHING ATTEMPTS**Career**

- 1,506 Larry Csonka (1968-74, 1979)
- 997 Jim Kiick (1968-74)
- 943 Ricky Williams (2002-03, 2005)
- 888 Karim Abdul-Jabbar (1996-99)
- 754 Mercury Morris (1969-75)

Season

- 392 Ricky Williams (2003)
- 383 Ricky Williams (2002)
- 313 Lamar Smith (2001)
- 309 Lamar Smith (2000)
- 307 Karim Abdul-Jabbar (1996)

Game

- 42 Ricky Williams (9/21/03 vs. Buffalo), 153 yards
- *40 Lamar Smith (12/30/00 vs. Indianapolis), 209 yards
- 36 Ricky Williams (10/6/02 vs. New England), 105 yards
- 36 Ricky Williams (11/16/03 vs. Baltimore), 105 yards
- 34 Ricky Williams (9/14/03 at N.Y. Jets), 125 yards
- **33 Larry Csonka (1/13/74 vs. Minnesota), 145 yards
- 33 Karim Abdul-Jabbar (9/20/98 vs. Pittsburgh), 108 yards

MOST RUSHING ATTEMPTS BY ROOKIE**Season**

- 307 Karim Abdul-Jabbar (1996)
- 207 Ronnie Brown (2005)
- 201 Andra Franklin (1981)
- 200 Sammie Smith (1989)
- 165 Jim Kiick (1968)

Game

- 31 J.J. Johnson (11/21/99 vs. New England), 106 yards
- 30 Troy Stradford (12/7/87 vs. N.Y. Jets), 120 yards
- 30 Karim Abdul-Jabbar (12/22/96 at N.Y. Jets), 152 yards
- 29 Karim Abdul-Jabbar (11/3/96 at New England), 104 yards
- 27 Karim Abdul-Jabbar (12/16/96 vs. Buffalo), 76 yards

MOST RUSHING TOUCHDOWNS**Career**

- 53 Larry Csonka (1968-74, 1979)
- 33 Karim Abdul-Jabbar (1996-99)
- 31 Ricky Williams (2002-03, 2005)
- 29 Mercury Morris (1969-75)
- 28 Jim Kiick (1968-74)

Season

- 16 Ricky Williams (2002)
- 15 Karim Abdul-Jabbar (1997)
- 14 Lamar Smith (2000)
- 12 Mercury Morris (1972)
- 12 Don Nottingham (1975)
- 12 Larry Csonka (1979)

Game

- 3 Jim Kiick (12/20/70 vs. Buffalo), 4,2,2
- 3 Mercury Morris (11/12/72 vs. New England), 4,4,6
- 3 Mercury Morris (9/30/73 vs. New England), 24,70,35
- *3 Larry Csonka (12/30/73 vs. Oakland), 11,2,2
- 3 Don Nottingham (11/3/74 vs. Atlanta), 1,2,1
- 3 Don Nottingham (10/5/75 at Green Bay), 11,1,11
- 3 Don Nottingham (10/26/75 at Buffalo), 1,1,1
- 3 Larry Csonka (9/23/79 vs. Chicago), 12,9,1
- 3 Larry Csonka (11/29/79 vs. New England), 1,1,1
- 3 Ronald Scott (10/11/87 vs. Kansas City), 2,4,3
- 3 Troy Stradford (12/7/87 vs. N.Y. Jets), 1,1,1
- 3 Sammie Smith (12/10/89 vs. New England), 1,7,2
- 3 Bernie Parmalee (12/25/94 vs. Detroit), 1,1,6
- 3 Karim Abdul-Jabbar (10/19/97 at Baltimore), 5,5,6
- 3 Karim Abdul-Jabbar (11/23/97 at New England), 1,1,1

MOST RUSHING TOUCHDOWNS BY ROOKIE**Season**

- 11 Ron Davenport (1985)
- 11 Karim Abdul-Jabbar (1996)
- 7 Andra Franklin (1981)
- 6 Larry Csonka (1968)
- 6 Troy Stradford (1987)
- 6 Sammie Smith (1989)

Game

- 3 Ronald Scott (10/11/87 vs. Kansas City)
- 3 Troy Stradford (12/7/87 vs. N.Y. Jets)
- 3 Sammie Smith (12/10/89 vs. New England)

MOST CONSECUTIVE GAMES WITH RUSHING TOUCHDOWN

- 5 Mercury Morris (6th through 10th in 1972)
- 5 Don Nottingham (2nd through 6th in 1975)
- 5 Pete Johnson (8th through 12th in 1984)
- 5 Karim Abdul-Jabbar (10th through 14th in 1997)

HIGHEST RUSHING AVERAGE

Career (minimum 300 attempts)

- 5.1 Mercury Morris (1969-75), 754 attempts
- 4.8 Tony Nathan (1979-87), 732 attempts
- 4.5 Larry Csonka (1968-74, 1979), 1,506 attempts
- 4.4 Norm Bulaich (1975-79), 340 attempts
- 4.4 Gary Davis (1976-79), 318 attempts

Season (minimum 100 attempts)

- 6.4 Mercury Morris (1973), 149/954 yards
- 5.4 Larry Csonka (1971), 195/1,051 yards
- 5.3 Mercury Morris (1972), 190/1,000 yards
- 5.3 Tony Nathan (1981), 147/782 yards
- 5.2 Larry Csonka (1972), 213/1,117 yards

Game (minimum 10 attempts)

- 13.1 Mercury Morris (9/30/73 vs. New England) 15/197
- 12.6 Abner Haynes (9/17/67 vs. Denver), 12/151
- 12.6 Delvin Williams (11/9/80 at Los Angeles), 12/151

MOST 100-YARD RUSHING GAMES

Career

- 19 Ricky Williams (2002-03, 2005)
- 15 Larry Csonka (1968-74, 1979)
- 10 Mercury Morris (1969-75)
- 9 Karim Abdul-Jabbar (1996-99)
- 8 Benny Malone (1974-78)

Season

- 10 Ricky Williams (2002)
- 7 Ricky Williams (2003)
- 5 Delvin Williams (1978)
- 4 Larry Csonka (1972)
- 4 Karim Abdul-Jabbar (1996)
- 4 Lamar Smith (2000)

MOST 100-YARD RUSHING GAMES BY ROOKIE

- 4 Karim Abdul-Jabbar (1996)
- 3 Benny Malone (1974)
- 3 Troy Stradford (1987)
- 2 Jim Kiick (1968)
- 2 Leroy Harris (1977)
- 2 Ronnie Brown (2005)

MOST CONSECUTIVE 100-YARD RUSHING GAMES

- 5 Ricky Williams (10th through 14th in 2002)
- 3 Ricky Williams (1st through 3rd in 2002)
- 3 Ricky Williams (10th through 12th in 2003)
- 2 Larry Csonka (11th through 12th in 1970)
- 2 Benny Malone (7th through 8th in 1974)
- 2 Don Nottingham (2nd through 3rd in 1975)
- 2 Mercury Morris (5th through 6th in 1975)
- 2 Benny Malone (7th through 8th in 1976)
- 2 Benny Malone (4th through 5th in 1977)
- 2 Andra Franklin (5th through 6th in 1982)
- 2 Mark Higgs (1st through 2nd in 1991)
- 2 Bernie Parmalee (7th through 8th in 1994)
- 2 Ricky Williams (2nd through 3rd in 2003)
- 2 Ricky Williams (14th through 15th in 2003)
- 2 Ricky Williams (15th through 16th in 2005)

LONGEST RUNS FROM SCRIMMAGE

- 77t Leroy Harris (12/5/77 vs. Baltimore)
- 77t Keith Byars (11/25/93 at Dallas)

- 71t Jerris McPhail (10/27/97 vs. Chicago)
- 70t Mercury Morris (9/30/73 vs. New England)
- 70 Mercury Morris (10/15/73 at Cleveland)
- 68t Lamar Smith (10/23/00 at N.Y. Jets)
- 68t James McKnight (10/5/03 at N.Y. Giants)
- 66t Benny Malone (10/9/77 at Baltimore)
- 65t Abner Haynes (9/17/67 vs. Denver)
- 65t Gary Davis (9/17/78 vs. Buffalo)
- 65t Ronnie Brown (10/21/05 vs. Kansas City)
- 65 Delvin Williams (11/9/80 at Los Angeles)
- 64 Ron Davenport (12/18/88 at Pittsburgh)
- 63 Norm Bulaich (9/10/78 at Baltimore)
- 63t Ricky Williams (12/9/02 vs. Chicago)
- 61 Chris Chambers (9/11/05 vs. Denver)
- 60t Gary Davis (12/17/77 vs. Buffalo)

PASSING

MOST YARDS PASSING

Career

- 61,361 Dan Marino (1983-99)
- 25,092 Bob Griese (1967-80)
- 11,040 Jay Fiedler (2000-04)
- 5,928 David Woodley (1980-83)
- 4,613 Don Strock (1974-87)

Season

- 5,084 Dan Marino (1984)
- 4,746 Dan Marino (1986)
- 4,453 Dan Marino (1994)
- 4,434 Dan Marino (1988)
- 4,137 Dan Marino (1985)

Game

- 521 Dan Marino (10/23/88 vs. N.Y. Jets), 35 of 60
- 473 Dan Marino (9/4/94 vs. New England), 23 of 42
- 470 Dan Marino (12/2/84 vs. L.A. Raiders), 35 of 57
- 450 Dan Marino (10/1/95 at Cincinnati), 33 of 48
- 448 Dan Marino (9/21/86 at N.Y. Jets), 30 of 50

MOST YARDS PASSING BY ROOKIE

Season

- 2,210 Dan Marino (1983)
- 2,005 Bob Griese (1967)
- 1,850 David Woodley (1980)

Game

- 322 Dan Marino (10/9/83 vs. Buffalo), 19 of 29
- 279 Dan Marino (10/30/83 vs. L.A. Rams), 25 of 38
- 270 Bob Griese (12/17/67 vs. Boston), 17 of 32
- 251 David Woodley (11/20/80 vs. San Diego), 22 of 34
- 240 Dan Marino (11/20/83 vs. Baltimore), 14 of 21

MOST PASS ATTEMPTS

Career

- 8,358 Dan Marino (1983-99)
- 3,429 Bob Griese (1967-80)
- 1,603 Jay Fiedler (2000-04)
- 961 David Woodley (1980-83)
- 688 Don Strock (1974-87)

Season

- 623 Dan Marino (1986), 378 completions
- 615 Dan Marino (1994), 385 completions
- 606 Dan Marino (1988), 354 completions
- 567 Dan Marino (1985), 335 completions
- 564 Dan Marino (1984), 362 completions

Game

- *64 Dan Marino (12/30/95 at Buffalo), 33 completions
- 60 Dan Marino (10/23/88 vs. N.Y. Jets), 35 completions
- 60 Dan Marino (11/23/97 at New England), 38 completions
- 57 Dan Marino (12/2/84 vs. L.A. Raiders), 35 completions
- 57 Dan Marino (12/13/98 vs. N.Y. Jets), 30 completions
- 55 Kyle Mackey (10/18/87 at N.Y. Jets), 26 completions
- 55 Dan Marino (9/24/89 vs. N.Y. Jets), 33 completions

MOST PASS ATTEMPTS BY ROOKIE**Season**

- 331 Bob Griese (1967), 166 completions
- 327 David Woodley (1980), 176 completions
- 296 Dan Marino (1983), 173 completions

Game

- 42 David Woodley (10/27/80 at N.Y. Jets), 22 completions
- 41 Bob Griese (12/23/67 vs. Houston), 16 completions
- 41 David Woodley (12/20/80 vs. N.Y. Jets), 20 completions
- 39 Bob Griese (11/12/67 at San Diego), 13 completions
- 38 Dan Marino (10/30/83 vs. L.A. Rams), 25 completions

MOST PASS COMPLETIONS**Career**

- 4,967 Dan Marino (1983-99)
- 1,926 Bob Griese (1967-80)
- 936 Jay Fiedler (2000-04)
- 508 David Woodley (1980-83)
- 388 Don Strock (1974-87)

Season

- 385 Dan Marino (1994), 615 attempts
- 378 Dan Marino (1986), 623 attempts
- 362 Dan Marino (1984), 564 attempts
- 354 Dan Marino (1988), 606 attempts
- 336 Dan Marino (1985), 567 attempts

Game

- 39 Dan Marino (11/16/86 at Buffalo), 54 attempts
- 38 Dan Marino (11/23/97 at New England), 60 attempts
- 35 Dan Marino (12/2/84 vs. L.A. Raiders), 57 attempts
- 35 Dan Marino (10/23/88 vs. N.Y. Jets), 60 attempts
- 35 Dan Marino (12/3/95 vs. Atlanta), 50 attempts

MOST PASS COMPLETIONS BY ROOKIE**Season**

- 176 David Woodley (1980), 327 attempts

173 Dan Marino (1983), 296 attempts

166 Bob Griese (1967), 331 attempts

Game

- 25 Dan Marino (10/30/83 vs. L.A. Rams), 38 attempts
- 22 David Woodley (10/27/80 at N.Y. Jets), 42 attempts
- 22 David Woodley (11/20/80 vs. San Diego), 34 attempts
- 20 David Woodley (12/20/80 vs. N.Y. Jets), 41 attempts
- 19 Dan Marino (10/9/83 vs. Buffalo), 29 attempts

MOST CONSECUTIVE PASS COMPLETIONS

- 15 Dan Marino (11/8/92 at Indianapolis through 11/16/92 vs. Buffalo)
- 14 Dan Marino (11/17/96 at Houston through 11/25/96 vs. Pittsburgh)
- 13 Earl Morrall (12/1/75 vs. New England)
- 13 Dan Marino (11/10/96 vs. Indianapolis)
- *12 Don Strock (1/2/82 vs. San Diego)
- 12 Dan Marino (11/30/86 vs. Atlanta through 12/7/86 at New Orleans)

MOST TOUCHDOWN PASSES**Career**

- 420 Dan Marino (1983-99)
- 192 Bob Griese (1967-80)
- 66 Jay Fiedler (2000-04)
- 39 Don Strock (1974-87)
- 34 David Woodley (1980-83)

Season

- 48 Dan Marino (1984) of 362 completions
- 44 Dan Marino (1986) of 378 completions
- 30 Dan Marino (1985) of 336 completions
- 30 Dan Marino (1994) of 385 completions
- 28 Dan Marino (1988) of 354 completions

Game

- 6 Bob Griese (11/24/77 at St. Louis)
- 6 Dan Marino (9/21/86 at N.Y. Jets)
- 5 Dan Marino (9/2/84 at Washington)
- 5 Dan Marino (12/8/85 at Green Bay)
- 5 Dan Marino (12/14/86 at L.A. Rams)
- 5 Dan Marino (11/27/88 at N.Y. Jets)
- 5 Dan Marino (9/4/94 vs. New England)
- 4 19 times (last – Dan Marino, 12/21/98 vs. Denver)

MOST TOUCHDOWN PASSES BY ROOKIE**Season**

- 20 Dan Marino (1983) of 173 completions
- 15 Bob Griese (1967) of 166 completions
- 14 David Woodley (1980) of 176 completions

Game

- 3 Bob Griese (12/17/67 vs. New England)
- 3 David Woodley (11/9/80 at L.A. Rams)
- 3 David Woodley (12/14/80 at Baltimore)
- 3 Dan Marino (10/9/83 vs. Buffalo)
- 3 Dan Marino (10/16/83 at N.Y. Jets)
- 3 Dan Marino (11/28/83 vs. Cincinnati)

MOST CONSECUTIVE GAMES WITH TOUCHDOWN PASS

- 30 Dan Marino (10th in 1985 through 2nd in 1987 and 6th through 10th in 1987)

MOST PASSES HAD INTERCEPTED

Career

- 252 Dan Marino (1983-99)
- 172 Bob Griese (1967-80)
- 63 Jay Fiedler (2000-04)
- 42 David Woodley (1980-83)
- 37 Don Strock (1974-87)

Season

- 23 Dan Marino (1986), 623 attempts
- 23 Dan Marino (1988), 606 attempts
- 22 Dan Marino (1989), 550 attempts
- 21 Dan Marino (1985), 567 attempts
- 19 Jay Fiedler (2001), 450 attempts

Game

- 5 Bob Griese (12/23/67 vs. Houston), 41 attempts
- 5 Rick Norton (11/23/69 vs. Houston), 26 attempts
- 5 David Woodley (10/25/81 at Dallas), 37 attempts
- 5 Kyle Mackey (10/18/87 at N.Y. Jets), 55 attempts
- 5 Dan Marino (10/23/88 vs. N.Y. Jets), 60 attempts
- 5 Dan Marino (11/25/99 at Dallas), 36 attempts
- 5 A.J. Feeley (12/5/04 vs. Buffalo), 51 attempts

MOST PASSES HAD INTERCEPTED AS ROOKIE

Season

- 18 Bob Griese (1967), 331 attempts
- 17 David Woodley (1980), 327 attempts
- 10 George Wilson, Jr. (1966), 112 attempts

Game

- 5 Bob Griese (12/23/67 vs. Houston), 41 attempts
- 3 Bob Griese (11/6/66 vs. Buffalo), 31 attempts
- 3 David Woodley (9/28/80 vs. New Orleans), 15 attempts

MOST CONSECUTIVE GAMES WITH NO PASSES INTERCEPTED

- 5 Jay Fiedler (8th through 11th, 13th in 2000 - missed 12th in 2000)
- 4 Bob Griese (5th through 8th in 1971)
- 4 Dan Marino (4th through 7th in 1997)
- 4 Ray Lucas (9th through 12th in 2002)

MOST CONSECUTIVE PASSES WITH NONE INTERCEPTED

- 156 Dan Marino (3rd through 8th in 1997)
- 122 Bob Griese (10th through 14th in 1967)

LOWEST INTERCEPTION RATE

Career (minimum 250 attempts)

- 2.63 Gus Frerotte (2005), 13 of 494 attempts
- 2.78 Damon Huard (1997-00), 8 of 288 attempts
- 3.02 Dan Marino (1983-99), 252 of 8,358 attempts
- 3.93 Jay Fiedler (2000-04), 63 of 1,603 attempts
- 4.37 David Woodley (1980-83), 42 of 961 attempts

Season (minimum 150 attempts)

- 1.85 Damon Huard (1999), 4 of 216 attempts
- 2.00 Dan Marino (1993), 3 of 150 attempts
- 2.01 Dan Marino (1997), 11 of 548 attempts
- 2.03 Dan Marino (1983), 6 of 296 attempts
- 2.07 Dan Marino (1990), 11 of 531 attempts

HIGHEST COMPLETION PERCENTAGE

Career (minimum 150 completions)

- 59.4 Dan Marino (1983-99), 4,967 of 8,358 attempts
- 59.0 Damon Huard (1997-00), 170 of 288 attempts
- 58.4 Jay Fiedler (2000-04), 936 of 1,603 attempts
- 56.4 Don Strock (1974-87), 388 of 688 attempts
- 56.2 Bob Griese (1967-80), 1,926 of 3,429 attempts

Season (minimum 75 completions)

- 64.2 Dan Marino (1984), 362 of 564 attempts
- 64.1 Dan Marino (1995), 309 of 482 attempts
- 63.0 Bob Griese (1978), 148 of 235 attempts
- 62.6 Dan Marino (1994), 385 of 615 attempts
- 61.8 Bob Griese (1975), 118 of 191 attempts

Game (minimum 12 completions)

- 92.3 Bob Griese (12/18/78 vs. New England), 12 of 13 attempts
- *84.2 David Woodley (1/8/83 vs. New England), 16 of 19 attempts
- 82.4 Earl Morrall (12/1/75 vs. New England), 14 of 17 attempts
- 81.8 Don Strock (12/10/83 vs. Atlanta), 18 of 22 attempts
- 81.3 Dan Marino (12/4/88 vs. Indianapolis), 26 of 32 attempts
- 81.0 Bob Griese (10/22/67 vs. N.Y. Jets), 17 of 21 attempts

HIGHEST COMPLETION PERCENTAGE BY ROOKIE

Season (minimum 75 completions)

- 58.4 Dan Marino (1983), 173 of 296 attempts
- 53.8 David Woodley (1980), 176 of 327 attempts
- 50.2 Bob Griese (1967), 166 of 331 attempts

Game (minimum 12 completions)

- 81.0 Bob Griese (10/22/67 vs. N.Y. Jets), 17 of 21 attempts
- 72.0 David Woodley (11/16/80 vs. San Francisco), 18 of 25 attempts
- 68.8 David Woodley (11/2/80 at Oakland), 11 of 16 attempts
- 66.7 Dan Marino (11/20/83 vs. Baltimore), 14 of 21 attempts
- 65.8 Dan Marino (10/30/83 vs. L.A. Rams), 25 of 38 attempts

HIGHEST PASSER RATING

Career (minimum 250 attempts)

- 86.4 Dan Marino (1983-99)
- 77.1 Bob Griese (1967-80)
- 76.8 Jay Fiedler (2000-04)
- 76.2 Earl Morrall (1972-76)
- 74.6 Damon Huard (1997-00)

Season (minimum 150 attempts)

- 108.9 Dan Marino (1984)

- 96.0 Dan Marino (1983)
- 95.9 Dan Marino (1993)
- 92.5 Dan Marino (1986)
- 91.0 Earl Morrall (1972)

HIGHEST PASSER RATING BY ROOKIE

Career (minimum 150 attempts)

- 96.0 Dan Marino (1983)
- 63.1 David Woodley (1980)
- 61.6 Bob Griese (1967)

HIGHEST AVERAGE GAIN

Career (minimum 250 attempts)

- 8.22 Earl Morrall (1972-76), 284/2,335 yards
- 7.34 Dan Marino (1983-99), 8,358/61,361 yards
- 7.32 Bob Griese (1967-80), 3,429/25,092 yards
- 6.89 Jay Fiedler (2000-04), 1,603/11,040 yards
- 6.70 Don Strock (1974-87), 688/4,613 yards

Season (minimum 150 attempts)

- 9.07 Earl Morrall (1972), 150/1,360
- 9.01 Dan Marino (1984), 564/5,084
- 8.86 Bob Griese (1975), 191/1,693
- 8.24 Bob Griese (1970), 245/2,019
- 8.12 Dan Marino (1993), 150/1,218

Game (minimum 20 attempts)

- *13.16 Dan Marino (1/6/85 vs. Pittsburgh), 32/421
- 12.52 Earl Morrall (12/15/74 vs. New England), 23/288
- 11.95 Jay Fiedler (11/27/03 at Dallas), 20/239
- 11.92 Dan Marino (9/30/84 at St. Louis), 36/429
- 11.43 Dan Marino (11/20/83 vs. Baltimore), 21/240

MOST 300-YARD PASSING GAMES

Career

- 63 Dan Marino (1983-99)
- 3 Bob Griese (1967-80)
- 3 Jay Fiedler (2000-04)
- 2 David Woodley (1980-83)
- 2 Steve DeBerg (1993)
- 1 John Stofa (1966-67, 1969-70)
- 1 Don Strock (1974-87)
- 1 Scott Mitchell (1990-93)
- 1 Bernie Kosar (1994-96)
- 1 A.J. Feeley (2004)
- 1 Gus Frerotte (2005)

Season

- 9 Dan Marino (1984)
- 6 Dan Marino (1985)
- 6 Dan Marino (1986)
- 6 Dan Marino (1988)
- 5 Dan Marino (1989)
- 5 Dan Marino (1994)

MOST CONSECUTIVE 300-YARD PASSING GAMES

- 3 Dan Marino (14th through 16th in 1984)
- 3 Dan Marino (13th through 15th in 1988)
- 3 Dan Marino (11th through 13th in 1994)
- 3 Dan Marino (14th through 16th in 1998)

LONGEST PASS PLAYS

- 86t Bob Griese to Paul Warfield (11/14/71 vs. Pittsburgh)
- 85t Dan Marino to Mark Duper (11/20/83 vs. Baltimore)
- 85t Dan Marino to Mark Duper (11/2/86 vs. Houston)

- 80t George Wilson, Jr. to Bo Roberson (10/23/66 at Houston)
- 80t Dan Marino to Mark Duper (9/23/84 vs. Indianapolis)
- 80t Dan Marino to Ferrell Edmunds (11/27/88 at N.Y. Jets)
- 80t Dan Marino to Tony Martin (10/4/93 vs. Washington)
- 80t Brian Griese to James McKnight (11/23/03 vs. Washington)
- 79t Bob Griese to Nat Moore (11/2/75 at Chicago)
- 78t Dan Marino to Mark Clayton (11/12/89 at N.Y. Jets)
- 77t Scott Mitchell to Mark Ingram (10/31/93 vs. Kansas City)
- 77 Ray Lucas to James McKnight (11/24/02 vs. San Diego)
- 77t Sage Rosenfels to Chris Chambers (10/21/05 vs. Kansas City)
- **76t David Woodley to Jimmy Cefalo (1/30/83 vs. Washington)
- 77t Sage Rosenfels to Chris Chambers (1/2/05 at Baltimore)
- *75t Bob Griese to Paul Warfield (1/2/72 vs. Baltimore)

PASS RECEIVING

MOST RECEPTIONS

Career

- 550 Mark Clayton (1983-92)
- 511 Mark Duper (1982-92)
- 510 Nat Moore (1974-86)
- 415 O.J. McDuffie (1993-01)
- 383 Tony Nathan (1979-87)

Season

- 90 O.J. McDuffie (1998), 1,050 yards
- 86 Mark Clayton (1988), 1,129 yards
- 82 Chris Chambers (2005), 1,118 yards
- 76 O.J. McDuffie (1997), 943 yards
- 75 Terry Kirby (1993), 874 yards

Game

- 15 Chris Chambers (12/4/05 vs. Buffalo), 238 yards
- 12 Jim Jensen (11/6/88 at New England), 110 yards
- *11 O.J. McDuffie (12/30/95 at Buffalo), 154 yards
- 11 O.J. McDuffie (12/13/98 vs. N.Y. Jets), 105 yards
- 10 Duriel Harris (10/28/79 vs. Green Bay), 180 yards
- 10 Tony Nathan (9/29/85 at Denver), 120 yards
- **10 Tony Nathan (1/20/85 vs. San Francisco), 83 yards
- 10 Tony Nathan (12/8/85 at Green Bay), 86 yards
- *10 Tony Nathan (1/4/86 vs. Cleveland), 101 yards
- 10 Tony Nathan (9/28/86 vs. San Francisco), 101 yards
- 10 Ron Davenport (12/7/87 vs. N.Y. Jets), 72 yards
- 10 Mark Clayton (10/23/88 vs. N.Y. Jets), 153 yards

- 10 Keith Byars (9/25/94 at Minnesota), 79 yards
- 10 Tony Martin (10/10/99 at Indianapolis), 166 yards
- 10 Rob Konrad (1/2/00 at Washington), 68 yards

MOST RECEPTIONS BY ROOKIE

Season

- 75 Terry Kirby (1993), 874 yards
- 67 Jack Clancy (1967), 868 yards
- 48 Troy Stradford (1987), 457 yards
- 48 Chris Chambers (2001), 883 yards

Game

- 10 Rob Konrad (1/2/00 at Washington), 68 yards
- 9 Terry Kirby (12/19/93 vs. Buffalo), 148 yards
- 8 Jack Clancy (11/19/67 at Oakland), 114 yards
- 8 Jack Clancy (12/10/67 vs. San Diego), 96 yards
- 8 Troy Stradford (11/1/87 vs. Pittsburgh), 46 yards
- 8 Terry Kirby (12/5/93 vs. N. Y. Giants), 95 yards

MOST CONSECUTIVE GAMES WITH RECEPTION

- 92 Mark Clayton (6th in 1986 through 16th in 1992 - missed 13th in 1986, 1st in 1989, 1st in 1990, 10th through 14th in 1990 and 1st through 3rd in 1992)
- 74 O.J. McDuffie (3rd in 1995 through 15th in 1999, missed 11th through 13th and 16th in 1999)
- 47 Chris Chambers (1st in 2003 through 16th in 2005, current - missed 4th in 2004)
- 44 Oronde Gadsden (10th in 1999 through 6th in 2002 and 11th in 2003)
- 43 Mark Duper (16th in 1989 through 10th in 1992)
- 43 Keith Byars (1st in 1993 through 2nd in 1996 - missed 10th through 16th in 1994)

MOST RECEIVING YARDS

Career

- 8,869 Mark Duper (1982-92), 17.4 per catch
- 8,643 Mark Clayton (1983-92), 15.7 per catch
- 7,547 Nat Moore (1974-86), 14.8 per catch
- 5,074 O.J. McDuffie (1993-01), 12.2 per catch
- 4,596 Chris Chambers (2001-05), 14.6 per catch
- 4,534 Duriel Harris (1976-83, 1985), 16.9 per catch
- 3,592 Tony Nathan (1979-89), 9.4 per catch
- 3,355 Paul Warfield (1970-74), 21.5 per catch
- 3,252 Oronde Gadsden (1998-03), 14.3 per catch
- 3,190 Irving Fryar (1993-95), 16.0 per catch

Season

- 1,389 Mark Clayton (1984), 73 receptions
- 1,313 Mark Duper (1986), 67 receptions
- 1,306 Mark Duper (1984), 71 receptions
- 1,270 Irving Fryar (1994), 73 receptions
- 1,150 Mark Clayton (1986), 60 receptions
- 1,129 Mark Clayton (1988), 86 receptions

- 1,118 Chris Chambers (2005), 82 receptions
- 1,085 Mark Duper (1991), 70 receptions
- 1,053 Mark Clayton (1991), 70 receptions
- 1,050 O.J. McDuffie (1998), 90 receptions
- 1,037 Tony Martin (1999), 67 receptions
- 1,011 Mark Clayton (1989), 64 receptions
- 1,010 Irving Fryar (1993), 64 receptions
- 1,003 Mark Duper (1983), 51 receptions

Game

- 238 Chris Chambers (12/4/05 vs. Buffalo), 15 receptions
- 217 Mark Duper (11/10/85 vs. N.Y. Jets), 8 receptions
- 211 Irving Fryar (9/4/94 vs. New England), 5 receptions
- 210 Nat Moore (10/4/81 vs. N.Y. Jets), 7 receptions
- 202 Mark Duper (10/9/83 vs. Buffalo), 7 receptions

MOST RECEIVING YARDS BY ROOKIE

Season

- 883 Chris Chambers (2001), 48 receptions
- 874 Terry Kirby (1993), 75 receptions
- 868 Jack Clancy (1967), 67 receptions
- 605 Nat Moore (1974), 37 receptions
- 575 Ferrell Edmunds (1988), 33 receptions

Game

- 148 Terry Kirby (12/19/93 vs. Buffalo), 9 receptions
- 126 Jack Clancy (12/3/67 at Houston), 7 receptions
- 124 Chris Chambers (12/22/01 at New England), 7 receptions
- 121 Mel Baker (12/15/74 vs. New England), 4 receptions
- 117 Ferrell Edmunds (11/27/88 at N.Y. Jets), 2 receptions
- 116 Duriel Harris (11/22/76 vs. Baltimore), 5 receptions

MOST RECEIVING TOUCHDOWNS

Career

- 81 Mark Clayton (1983-92), 550 receptions
- 74 Nat Moore (1974-86), 510 receptions
- 59 Mark Duper (1982-92), 511 receptions
- 39 Chris Chambers (2001-05), 315 receptions

- 33 Paul Warfield (1970-74), 156 receptions

Season

- 18 Mark Clayton (1984), 73 receptions
- 14 Mark Clayton (1988), 86 receptions
- 12 Nat Moore (1977), 52 receptions
- 12 Mark Clayton (1991), 70 receptions
- 11 Karl Noonan (1968), 58 receptions
- 11 Paul Warfield (1971), 43 receptions
- 11 Paul Warfield (1973), 29 receptions
- 11 Mark Duper (1986), 67 receptions
- 11 Chris Chambers (2003), 64 receptions
- 11 Chris Chambers (2005), 82 receptions

Game

- 4 Paul Warfield (12/15/73 vs. Detroit), 21,7,16,4
- 4 Mark Ingram (11/27/94 at N.Y. Jets), 10,17,28,8
- 3 Paul Warfield (11/14/71 vs. Pittsburgh), 12,86,60

- 3 Nat Moore (11/24/77 at St. Louis), 4,9,28
- 3 Mark Clayton (12/17/84 vs. Dallas), 41,39,63
- 3 Mark Duper (12/20/87 at L.A. Rams), 69,5,20
- 3 Mark Duper (12/20/87 vs. Washington), 26,59,6
- 3 Irving Fryar (9/4/94 vs. New England), 54,50,35
- 3 O.J. McDuffie (11/29/98 vs. New Orleans), 22,7,9
- 3 Lamar Thomas (12/21/98 vs. Denver), 9,56,17
- 3 Chris Chambers (11/27/03 at Dallas), 39,6,35

MOST RECEIVING TOUCHDOWNS BY ROOKIE

Season

- 7 Chris Chambers (2001), 48 receptions
- 5 Andre Brown (1989), 24 receptions
- 4 Randy McMichael (2002), 39 receptions
- 3 Jack Harper (1967), 11 receptions
- 3 Jimmy Cefalo (1978), 6 receptions
- 3 Ferrell Edmunds (1988), 33 receptions
- 3 Terry Kirby (1993), 75 receptions

MOST CONSECUTIVE GAMES WITH RECEIVING TOUCHDOWN

- 6 Paul Warfield (4th through 9th in 1971)
- 6 Mark Clayton (13th through 16th in 1988 and 2nd through 3rd in 1989)

HIGHEST RECEIVING AVERAGE

Career (minimum 100 receptions)

- 21.5 Paul Warfield (1970-74), 156 receptions
- 17.4 Mark Duper (1982-92), 511 receptions
- 16.9 Duriel Harris (1976-83, 1985), 269 receptions
- 16.0 Irving Fryar (1993-95), 199 receptions

Season (minimum 24 receptions)

- 25.1 Paul Warfield (1970), 28/703 yards
- 23.2 Paul Warfield (1971), 43/996 yards
- 21.8 Jimmy Cefalo (1981), 29/631 yards
- 20.9 Paul Warfield (1972), 29/606 yards
- 20.0 Bo Roberson (1966), 26/519 yards

Game (minimum three receptions)

- 52.7 Paul Warfield (11/14/71 vs. Pittsburgh) 3/158
- 42.7 Chris Chambers (10/24/04 vs. St. Louis), 3/128
- 42.2 Irving Fryar (9/4/94 vs. New England), 5/211
- 41.3 Nat Moore (10/10/76 at Baltimore), 3/124
- 40.0 Paul Warfield (10/3/70 vs. Oakland), 3/120

HIGHEST RECEIVING AVERAGE BY ROOKIE

Season (minimum 24 receptions)

- 18.4 Chris Chambers (2001), 48/883 yards
- 17.4 Ferrell Edmunds (1988), 33/575 yards
- 17.1 Andre Brown (1989), 24/410 yards

Game (minimum three receptions)

- 37.7 Chris Chambers (11/11/01 at Indianapolis), 3/113

- 30.3 Mel Baker (12/15/74 vs. New England), 4/121
- 25.3 Chris Chambers (10/28/01 at Seattle), 3/76

MOST 100-YARD RECEIVING GAMES

Career

- 28 Mark Duper (1982-92)
- 22 Mark Clayton (1983-92)
- 14 Chris Chambers (2001-05)
- 12 Nat Moore (1974-86)
- 10 Paul Warfield (1970-74)
- 10 Duriel Harris (1976-83, 1985)
- 10 Irving Fryar (1993-95)

Season

- 8 Mark Duper (1986)
- 6 Mark Clayton (1984)
- 6 Irving Fryar (1994)
- 5 Mark Clayton (1989)
- 5 Tony Martin (1999)
- 4 Paul Warfield (1971)
- 4 Duriel Harris (1979)
- 4 Mark Duper (1984)
- 4 Chris Chambers (2004)

MOST 100-YARD RECEIVING GAMES BY ROOKIE

- 3 Jack Clancy (1967)
- 3 Chris Chambers (2001)
- 2 Terry Kirby (1993)
- 1 Mel Baker (1974)
- 1 Duriel Harris (1976)
- 1 Ferrell Edmunds (1988)
- 1 Andre Brown (1989)

MOST CONSECUTIVE 100-YARD RECEIVING GAMES

- 4 Irving Fryar (10th through 13th in 1994)
- 3 Mark Clayton (14th through 16th in 1984)
- 3 Mark Duper (3rd through 5th in 1986)

TOTAL YARDS FROM SCRIMMAGE

(rushing/receiving)

Career

- 8,859 Mark Duper (1982-92), -10/8,869
- 8,751 Mark Clayton (1983-92), 108/8,643
- 7,795 Nat Moore (1974-86), 248/7,547
- 7,425 Larry Csonka (1968-74, 1979), 6,737/688
- 7,135 Tony Nathan (1979-87), 3,543/3,592

Season

- 2,216 Ricky Williams (2002), 1,853/363
- 1,723 Ricky Williams (2003), 1,372/351
- 1,450 Delvin Williams (1978), 1,258/192
- 1,424 Mark Clayton (1984), 35/1,389
- 1,340 Lamar Smith (2000), 1,139/201

Game

- 252 Troy Stradford (11/22/87 at Dallas), 169/83
- 238 Chris Chambers (12/4/05 vs. Buffalo), 0/238
- 235 Ricky Williams (12/1/02 at Buffalo), 228/7
- *227 Lamar Smith (12/30/00 vs. Indianapolis), 209/18
- 217 Mark Duper (11/10/85 vs. N.Y. Jets), 0/217

By Rookie, Season

1,264	Terry Kirby (1993), 390/874
1,255	Karim Abdul-Jabbar (1996), 1,116/139
1,139	Ronnie Brown (2005), 907/232
1,076	Troy Stradford (1987), 619/457
1,043	Jim Kiick (1968), 621/422

COMBINED YARDAGE

(rushing/receiving/returns)

Career

9,276	Mark Clayton (1983-92), 108/8,643/525
8,950	Nat Moore (1974-86), 248/7,547/1,155
8,859	Mark Duper (1982-92), -10/8,869/0
8,752	Tony Nathan (1979-87), 3,543/3,592/1,617
8,353	O.J. McDuffie (1993-01), 49/5,074/3,230
7,486	Mercury Morris (1969-75), 3,877/491/3,118

Season

2,216	Ricky Williams (2002), 1,853/363/0
2,208	Wes Welker (2005), 5/434/1,769
1,777	Wes Welker (2004), 0/0/1,777
1,723	Ricky Williams (2003), 1,372/351/0
1,683	Chris Chambers (2001), -11/883/811

Game

302	Mercury Morris (11/1/70 at Baltimore) 8-89/3-68/6-145
297	Wes Welker (10/16/05 at Tampa Bay) 0-0/3-97/10-200
*280	O.J. McDuffie (12/30/95 at Buffalo) 1-9/11-154/6-117
258	Wes Welker (10/21/05 vs. Kansas City) 0-0/2-41/9-217
254	Freddie Solomon (10/9/77 at Baltimore) 0-0/4-51/7-203

By Rookie, Season

1,777	Wes Welker (2004), 0/0/1,777
1,683	Chris Chambers (2001), -11/883/811
1,655	John Avery (1998), 503/67/1,085

PUNTING**MOST PUNTS****Career**

633	Larry Seiple (1967-77), 25,347 yards
555	Reggie Roby (1983-92), 24,035 yards
339	Matt Turk (2000-01, 2003-04), 13,910 yards

Season

98	Matt Turk (2004), 41.7 average
93	Klaus Wilmsmeyer (1998), 42.5 average
92	Matt Turk (2000), 42.1 average
88	Donnie Jones (2005), 43.5 average
83	Tom Orosz (1981), 40.8 average

Game

11	Matt Turk (12/7/03 at New England), 406 yards
10	George Wilson, Jr. (9/9/66 vs. N.Y. Jets), 483 yards
10	George Roberts (10/12/80 at New England), 445 yards
10	Klaus Wilmsmeyer (9/20/98 vs. Pittsburgh), 458 yards
10	Matt Turk (9/19/04 at Cincinnati), 400 yards

HIGHEST GROSS PUNTING AVERAGE**Career (minimum 120 punts)**

44.2	John Kidd (1994-97), 201 punts
43.3	Reggie Roby (1983-92), 555 punts

41.0	George Roberts (1978-80), 237 punts
41.0	Matt Turk (2000-01, 2003-04), 339 punts

Season (minimum 40 punts)

46.3	John Kidd (1996), 78 punts
45.7	Reggie Roby (1991), 54 punts
44.7	Reggie Roby (1984), 51 punts
44.2	Reggie Roby (1986), 56 punts
43.7	Reggie Roby (1985), 59 punts

Game (minimum 4 punts)

58.5	Reggie Roby (9/28/86 vs. San Francisco), 4-234 yards
54.4	John Kidd (10/27/96 vs. Dallas), 5-272 yards
53.8	Reggie Roby (10/20/91 vs. Houston), 4-215 yards
52.7	Reggie Roby (9/22/91 vs. Green Bay), 7-369 yards
52.3	Reggie Roby (9/15/91 at Detroit), 4- 209 yards

HIGHEST NET PUNTING AVERAGE**Season (since 1982)**

39.3	Donnie Jones (2005), 88 punts
38.8	John Kidd (1996), 78 punts
38.1	Reggie Roby (1984), 51 punts

LONGEST PUNTS

77	Reggie Roby (11/29/87 at Buffalo), net 77
77	Matt Turk (11/25/01 at Buffalo), touchback
73	Larry Seiple (11/14/71 vs. Pittsburgh), touchback
73	Reggie Roby (9/28/86 vs. San Francisco), touchback
73	Reggie Roby (10/5/86 at New England), net 73
71	George Roberts (11/2/80 at Oakland), net 62

MOST INSIDE-THE-20**Season (since 1982)**

31	Donnie Jones (2005), 88 punts
29	Matt Turk (2004), 98 punts
28	Matt Turk (2001), 81 punts

PUNT RETURNS**MOST PUNT RETURNS****Career**

127	Jake Scott (1970-75)
127	O.J. McDuffie (1993-01)
86	Wes Welker (2004-05)
79	Tom Vigorito (1981-85)
75	Scott Schwedes (1987-90)

Season

43	Wes Welker (2004), 10.8 average
43	Wes Welker (2005), 9.1 average
41	Mark Clayton (1983), 9.6 average

Game

7	Mercury Morris (10/19/69 at Kansas City), 17.6 average
7	Lamont Brightful (9/19/04 at Cincinnati), 11.1 average
6	Jake Scott (11/10/74 at New Orleans), 16.5 average
6	Freddie Solomon (12/5/77 vs. Baltimore), 9.3 average

- 6 Tom Vigorito (11/30/81 vs. Philadelphia), 12.2 average
- 6 Mark Clayton (11/20/83 vs. Baltimore), 16.2 average
- 6 Vince Feulin (9/23/84 vs. Indianapolis), 12.7 average
- *6 Nate Jacquet (1/9/00 at Seattle), 10.5 avg.
- 6 Wes Welker (12/5/04 vs. Buffalo), 8.5 avg.

MOST PUNT RETURN YARDS

Career

- 1,330 Jake Scott (1970-75)
- 1,127 O.J. McDuffie (1993-01)
- 854 Wes Welker (2004-05)
- 830 Tom Vigorito (1981-85)
- 810 Freddie Solomon (1975-77)

Season

- 464 Wes Welker (2004), 10.8 average
- 392 Mark Clayton (1983), 9.6 average
- 390 Wes Welker (2005), 9.1 average

Game

- 123 Mercury Morris (10/19/69 at Kansas City), 7 returns
- 114 O.J. McDuffie (12/13/93 vs. Pittsburgh), 5 returns
- 106 James Pruitt (9/14/86 vs. Indianapolis), 2 returns

MOST PUNT RETURN TOUCHDOWNS

Career

- 2 Freddie Solomon (1975-77)
- 2 Tom Vigorito (1981-85)
- 2 O.J. McDuffie (1993-01)

Season

- 2 O.J. McDuffie (1993)

LONGEST PUNT RETURNS

- 87t Tom Vigorito (9/10/81 vs. Pittsburgh)
- 86t Tony Nathan (10/14/79 vs. Buffalo)
- 81t Jeff Ogden (10/29/00 vs. Green Bay)
- 79t Freddie Solomon (12/5/76 vs. Buffalo)
- 77t Jake Scott (11/22/70 vs. Baltimore)
- 72t O.J. McDuffie (12/13/93 vs. Pittsburgh)
- 71t James Pruitt (9/14/86 vs. Indianapolis)
- 71t O.J. McDuffie (10/24/93 vs. Indianapolis)
- 71 Wes Welker (12/20/04 vs. New England)

HIGHEST PUNT RETURN AVERAGE

Career (minimum 50 returns)

- 13.7 Jeff Ogden (2000-01), 51 returns
- 11.4 Freddie Solomon (1975-77), 71 returns
- 10.5 Jake Scott (1970-75), 127 returns
- 10.5 Tom Vigorito (1981-85), 79 returns

Season (minimum 15 returns)

- 17.0 Jeff Ogden (2000), 19 returns
- 12.5 Nate Jacquet (1999), 28 returns
- 12.3 Freddie Solomon (1975), 26 returns
- 12.2 Terrell Buckley (1998), 29 returns
- 12.1 Jake Scott (1973), 22 returns

Game (minimum 4 returns)

- 22.8 O.J. McDuffie (12/13/93 vs. Pittsburgh), 5-114 yards
- 21.5 O.J. McDuffie (10/24/93 vs. Indianapolis), 4-86 yards
- 21.5 Nate Jacquet (10/17/99 at New England), 4-86 yards

- 18.8 Charlie Babb (11/23/75 vs. Baltimore), 4-75 yards

MOST FAIR CATCHES

Career

- 91 O.J. McDuffie (1993-01) of 218 punts
- 55 Jake Scott (1970-75) of 182 punts
- 35 Wes Welker (2004-05) of 121 punts
- 30 Scott Miller (1991-94) of 83 punts
- 29 Dick Anderson (1968-77) of 74 punts

Season

- 24 O.J. McDuffie (1996) of 46 punts
- 23 Wes Welker (2005) of 66 punts
- 22 O.J. McDuffie (1993) of 36 punts
- 18 Jake Scott (1971) of 51 punts
- 16 Jake Scott (1973) of 38 punts

Game

- 6 Jake Scott (12/20/70 vs. Buffalo) of 8 punts

KICKOFF RETURNS

MOST KICKOFF RETURNS

Career

- 123 Fulton Walker (1981-85)
- 118 Wes Welker (2004-05)
- 111 Mercury Morris (1969-75)
- 107 Brock Marion (1998-03)

Season

- 62 Brock Marion (1999), 24.6 average
- 61 Wes Welker (2005), 22.6 average
- 57 Wes Welker (2004), 23.0 average
- 46 Travis Minor (2002), 23.3 average
- 45 Tony Nathan (1979), 22.6 average
- 45 Lorenzo Hampton (1985), 22.7 average

Game

- 7 Don Bessillieu (10/12/80 at New England), 20.4 average
- 7 Fulton Walker (11/8/81 at New England), 23.7 average
- 7 Joe Cribbs (12/18/88 at Pittsburgh), 21.3 average
- 7 Brock Marion (12/12/99 at N.Y. Jets), 20.4 average
- 7 Brock Marion (10/23/00 at N.Y. Jets), 27.6 average
- 7 Albert Johnson (9/29/02 at Kansas City), 29.3 average
- 7 Travis Minor (10/13/02 at Denver), 30.7 average
- 7 Wes Welker (1/2/05 at Baltimore), 30.0 average
- 7 Wes Welker (10/21/05 at Kansas City), 23.1 average

MOST KICKOFF RETURN YARDS

Career

- 2,947 Mercury Morris (1969-75)
- 2,944 Fulton Walker (1981-85)
- 2,692 Wes Welker (2004-05)
- 2,517 Brock Marion (1998-03)
- 2,103 O.J. McDuffie (1993-01)

Season

- 1,524 Brock Marion (1999), 24.6 average
- 1,379 Wes Welker (2005), 22.6 average
- 1,313 Wes Welker (2004), 23.0 average

- 1,136 Mercury Morris (1969), 26.4 average
1,085 John Avery (1998), 25.2 average

Game

- 215 Travis Minor (10/13/02 at Denver), long 66
210 Wes Welker (1/2/05 at Baltimore), long 95t
205 Albert Johnson (9/29/02 at Kansas City), long 49
204 Gene Milton (9/21/68 vs. Oakland), long 73
193 Brock Marion (10/23/00 at N.Y. Jets), long 47

MOST KICKOFF RETURN TOUCHDOWNS

Career

- 3 Mercury Morris (1969-75)
1 by four players (last – Wes Welker, 1/2/05 at Baltimore)

Season

- 1 Seven times (last – Wes Welker, 1/2/05 at Baltimore)

LONGEST KICKOFF RETURNS

- 105t Mercury Morris (9/14/69 at Cincinnati)
**98t Fulton Walker (1/30/83 vs. Washington)
97t Marc Logan (10/1/89 at Houston)
96t Mercury Morris (12/6/70 vs. Boston)
95t Joe Auer (9/2/66 vs. Oakland)
95 Bobby Neff (9/14/68 vs. Houston)
95t Wes Welker (1/2/05 at Baltimore)

HIGHEST KICKOFF RETURN AVERAGE

Career (minimum 50 returns)

- 26.5 Mercury Morris (1969-75), 111 returns
25.3 Duriel Harris (1976-83, 1985), 56 returns
23.9 Fulton Walker (1981-85), 123 returns

Season (minimum 14 returns)

- 32.9 Duriel Harris (1976), 17 returns, 559 yards
29.6 Gary Davis (1977), 14 returns, 414 yards
29.0 Mercury Morris (1970), 28 returns, 812 yards

Game (minimum 4 returns)

- **47.5 Fulton Walker (1/30/83 vs. Washington), 4-190
42.8 Freddie Solomon (10/9/77 at Baltimore), 4-171
39.3 Brock Marion (10/4/99 vs. Buffalo), 4-157

INTERCEPTIONS

MOST INTERCEPTIONS

Career

- 35 Jake Scott (1970-75)
34 Dick Anderson (1968-77)
31 Sam Madison (1997-05)
29 Glenn Blackwood (1979-87)
29 Patrick Surtain (1998-04)

Season

- 10 Dick Westmoreland (1967), 127 yards
8 Willie West (1966), 62 yards
8 Dick Anderson (1968), 230 yards
8 Dick Anderson (1970), 191 yards
8 Dick Anderson (1973), 163 yards
8 Jake Scott (1974), 75 yards
8 Terrell Buckley (1998), 157 yards
8 Sam Madison (1998), 114 yards

Game

- 4 Dick Anderson (12/3/73 vs. Pittsburgh), 121 yards
3 Willie West (10/23/66 at Houston), 49 yards
3 Dick Westmoreland (1/26/67 vs. Buffalo), 43 yards
3 Charlie Babb (9/22/75 vs. Oakland), 18 yards
3 Curtis Johnson (11/9/75 vs. N.Y. Jets), 25 yards
3 Larry Gordon (12/10/78 vs. Oakland), 35 yards
*3 A.J. Duhe (1/23/83 vs. N.Y. Jets), 36 yards
3 William Judson (10/16/83 at N.Y. Jets), 23 yards
3 Louis Oliver (10/4/92 at Buffalo), 170 yards
3 Sam Madison (11/7/99 vs. Tennessee), 101 yards

MOST INTERCEPTIONS BY ROOKIE

Season

- 8 Dick Anderson (1968), 230 yards
5 Lloyd Mumphord (1969), 102 yards
5 Jake Scott (1970), 112 yards
5 Don McNeal (1980), 17 yards

Game

- 2 Dick Anderson (11/24/68 at Boston), 109 yards
2 Jake Scott (12/7/69 vs. Denver), 0 yards
2 Don McNeal (10/12/80 at New England), 2 yards
2 Jarvis Williams (10/9/88 at L.A. Raiders), 23 yards

MOST CONSECUTIVE GAMES WITH INTERCEPTION

- 5 Dick Westmoreland (9th through 13th in 1967)

MOST INTERCEPTION RETURN YARDS

Career

- 792 Dick Anderson (1968-77), 23.3 average
569 Louis Oliver (1989-93, 1995-96), 23.7 average
487 Sam Madison (1997-05), 15.7 average
431 Brock Marion (1998-03), 21.6 average
425 Jake Scott (1970-75), 12.1 average
425 Terrell Buckley (1995-99, 2003), 17.7 average

Season

- 230 Dick Anderson (1968), 8 for 28.8 average
227 Brock Marion (2001), 5 for 45.4 average
200 Louis Oliver (1992), 5 for 40.0 average
198 Jimmy Warren (1966), 5 for 39.6 average

Game

- 170 Louis Oliver (10/4/92 at Buffalo), 3 interceptions
121 Dick Anderson (12/3/73 vs. Pittsburgh), 4 interceptions
109 Dick Anderson (11/24/68 at Boston), 2 interceptions

LONGEST INTERCEPTION RETURNS

- 103t Louis Oliver (10/4/92 at Buffalo), Jim Kelly

- 100t Brock Marion (1/6/02 vs. Buffalo),
Travis Brown
- 96t Dick Anderson (11/24/68 at Boston),
Tom Sherman
- 91t Terrell Buckley (10/13/96 at Buffalo),
Jim Kelly
- 86t Dick Anderson (12/20/70 vs. Buffalo),
Dennis Shaw
- 86t William Judson (60t), Mike Kozlowski
(26, lateral), (9/9/84 vs. New
England), Steve Grogan
- 76t Troy Vincent (58t), Gene Atkins (18,
lateral), (12/12/94 vs. Kansas City),
Steve Bono
- 74t Terrell Buckley (12/21/03 at Buffalo),
Drew Bledsoe
- 70t Jimmy Warren (11/13/66 at Kansas
City), Len Dawson
- 70 Sammy Knight (11/27/03 at Dallas),
Quincy Carter
- 67t Troy Vincent (9/3/95 vs. N.Y. Jets),
Boomer Esiason
- *62t Dick Anderson (1/2/72 vs. Baltimore),
John Unitas
- 62 Brock Marion (9/22/02 vs. N.Y. Jets),
Chad Pennington
- 61t William Judson (9/8/85 at Houston),
Warren Moon
- 61t Calvin Jackson (11/25/96 vs. Pittsburgh),
Mike Tomczak
- 61 Terrell Buckley (12/13/98 vs. N.Y. Jets),
Vinny Testaverde

TOUCHDOWN INTERCEPTIONS

Career

- 4 Zach Thomas (1996-05)
3 Dick Anderson (1968-77)
3 Terrell Buckley (1995-99, 2003)
2 Dick Westmoreland (1966-69)
2 Jimmy Warren (1966-67)
2 Bill Stanfill (1969-76)
2 Lloyd Mumphord (1969-74)
2 Mike Kozlowski (1979-86)
2 Don McNeal (1980-89)
2 William Judson (1982-89)
2 Louis Oliver (1989-93, 1995-96)
2 Troy Vincent (1992-95)
2 Sam Madison (1997-05)
2 Brock Marion (1998-03)
2 Patrick Surtain (1998-04)

Season

- 2 Bill Stanfill (1969), 15,17 yards
2 Dick Anderson (1973), 27,38 yards
2 Mike Kozlowski (1983), 35,38 yards
2 Zach Thomas (1998), 17,1 yards
2 Brock Marion (2001), 26,100 yards

Game

- 2 Dick Anderson (12/3/73 vs. Pittsburgh)
2 Mike Kozlowski (12/16/83 vs. N.Y. Jets)

SACKS

MOST SACKS

Career

- 92½ Jason Taylor (1997-05)
67½ Bill Stanfill (1969-76)
65½ Doug Betters (1978-87)

- 64 Vern Den Herder (1971-81)
59½ Jeff Cross (1988-95)

Season

- 18½ Bill Stanfill (1973)
18½ Jason Taylor (2002)
16½ Trace Armstrong (2000)
16 Doug Betters (1983)
15 Adewale Ogunleye (2003)

Game

- 5 Bill Stanfill (10/7/73 vs. N.Y. Jets)
5 Vern Den Herder (10/21/73 vs. Buffalo)
5 Bill Stanfill (11/17/74 vs. Buffalo)
4 Vern Den Herder (9/22/74 at Buffalo)
4 Vern Den Herder (11/11/79 vs. Baltimore)
4 Doug Betters (9/4/83 at Buffalo)
4 E.J. Junior (10/6/91 at New England)

MOST SACKS BY ROOKIE

Season

- 8 Bill Stanfill (1969)
8 Lorenzo Bromell (1998)
7 A.J. Duhe (1977)
6 Marco Coleman (1992)
5 Derrick Rodgers (1997)
5 Jason Taylor (1997)

Game

- 3 A.J. Duhe (11/6/77 at N.Y. Jets)
3 Marco Coleman (10/25/92 vs. Indianapolis)
2 Bill Stanfill (10/26/69 vs. Buffalo)
2 Bob Baumhower (11/20/77 at Cincinnati)
2 A.J. Duhe (12/11/77 at New England)
2 Doug Betters (10/29/78 vs. Baltimore)
2 Charles Bowser (1/2/83 at Baltimore)
2 John Bosa (12/17/87 vs. N.Y. Jets)
2 Marco Coleman (11/1/92 at N.Y. Jets)
2 Shane Burton (12/1/96 at Oakland)
2 Derrick Rodgers (10/12/97 at N.Y. Jets)
2 Lorenzo Bromell (9/13/98 vs. Buffalo)
2 Lorenzo Bromell (11/29/98 vs. New
Orleans)

FUMBLES

MOST FUMBLES

Career

- 106 Dan Marino (1983-99)
52 Bob Griese (1967-80)
34 Tony Nathan (1979-87)
29 Mercury Morris (1969-75)
27 Jay Fiedler (2000-04)

Season

- 13 Gus Frerotte (2005)
10 A.J. Feeley (2004)
9 Bob Griese (1971)
9 Tony Nathan (1980)
9 Dan Marino (1985)
9 Dan Marino (1986)
9 Dan Marino (1994)
9 Dan Marino (1998)
9 Jay Fiedler (2004)
8 Six times (last – Ray Lucas, 2002)

Game

- 4 Craig Erickson (10/6/96 vs. Seattle)
3 Rick Norton (9/9/66 vs. N.Y. Jets)
3 Rick Norton (11/9/69 at Boston)
3 Mercury Morris (11/15/70 vs. New Orleans)
3 Tony Nathan (11/30/80 vs. San Diego)

- 3 Scott Schwedes (12/13/87 at Philadelphia)
- 3 Dan Marino (10/27/97 vs. Chicago)
- 3 Lamont Brightful (9/19/04 at Cincinnati)
- 3 A.J. Feeley (9/26/04 vs. Pittsburgh)
- 3 Gus Frerotte (12/24/05 vs. Tennessee)

MOST FUMBLES BY ROOKIE

Season

- 8 Tony Nathan (1979)
- 7 Scott Schwedes (1987)
- 6 Bob Griese (1967)
- 6 Rick Norton (1966)
- 6 Troy Stradford (1987)

Game

- 3 Rick Norton (9/9/66 vs. N.Y. Jets)
- 3 Scott Schwedes (12/13/87 at Philadelphia)

MOST OWN FUMBLE RECOVERIES

Career

- 38 Dan Marino (1983-99)
- 23 Bob Griese (1967-80)

Season

- 7 Dan Marino (1988)
- 6 Bob Griese (1971)
- 4 Rick Norton (1969)
- 4 Dan Marino (1986)
- 4 Gus Frerotte (2005)

Game

- 3 Rick Norton (11/9/69 at Boston)
- 3 Craig Erickson (10/6/96 vs. Seattle)
- 3 Lamont Brightful (9/19/04 at Cincinnati)

MOST OPPONENT FUMBLE RECOVERIES

Career

- 21 Jason Taylor (1997-05)
- 17 Dick Anderson (1968-77)
- 17 Bob Baumhower (1977-86)
- 14 Vern Den Herder (1971-81)
- 12 Larry Gordon (1976-82)

Season

- 6 Dick Anderson (1972)
- 5 Bud Brown (1985)
- 4 11 times (last – Jason Taylor, 2001)

Game

- 2 Tom Nomina (11/13/66 at Kansas City), 0 yards
- 2 Art Powell (10/18/70 at Buffalo), 0 yards
- 2 Jim Riley (11/7/76 vs. Buffalo), 0 yards
- 2 Jeris White (11/28/76 at Cleveland), 0 yards
- 2 Bob Baumhower (12/11/77 at New England), 0 yards
- 2 Tim Foley (11/29/79 vs. New England), 2 yards
- 2 Glenn Blackwood (10/19/80 vs. Buffalo), 0 yards
- 2 Doug Betters (11/6/83 at San Francisco), 0 yards
- 2 Bud Brown (9/8/85 vs. Houston), 6 yards
- 2 Bryan Cox (10/31/93 vs. Kansas City), 1 yard
- 2 Jason Taylor (10/7/01 vs. New England), 1 yard, 1 TD

FUMBLE RETURNS FOR TOUCHDOWNS

- 85t Jason Taylor (9/11/05 vs. Denver), Jake Plummer

- 59t Trell Hooper (10/11/87 vs. Kansas City), Robert Parker
- 55t Liffort Hobley (10/11/87 vs. Kansas City), Chris Smith
- 44t Don Bessillieu (10/19/80 vs. Buffalo), Joe Cribbs
- 37t Pat Johnson (12/24/95 at St. Louis), Todd Kinchen
- 35t Dick Anderson (10/15/72 vs. San Diego), Mike Garrett
- 34t Jason Taylor (11/27/03 at Dallas), Quincy Carter
- 29t Jason Taylor (10/1/00 at Cincinnati), Akili Smith
- 25t Mike Kozlowski (12/6/81 vs. New England), Sam Cunningham
- 22t Terrell Buckley (10/27/97 vs. Chicago), Ricky Proehl
- 21t Bob Baumhower (10/7/84 at Pittsburgh), Mark Malone
- 20t Sam Madison (10/8/00 vs. Buffalo), Sammy Morris
- 19t Liffort Hobley (10/9/88 at L.A. Raiders), Vance Mueller
- 15t Jimmy Warren off lateral from Bob Neff, (12/17/67 vs. Boston), Jim Nance
- 13t Nick Buoniconti (9/30/73 vs. New England), John Tarver
- 13t Bob Baumhower (10/9/78 vs. Cincinnati), Dave Turner
- 13t Brian Sochia (12/30/90 vs. Indianapolis), Jeff George
- 10t Willie West (10/6/68 at Houston), Bob Davis
- 10t Sean Hill (9/1/96 vs. New England), Louis Oliver
- 7t Bob Brudzinski (10/27/85 at Detroit), Eric Hipple
- 4t O.J. McDuffie (10/12/97 at N.Y. Jets), Charles Jordan
- 4t Jason Taylor (9/13/99 at Denver), Brian Griese
- 2t Randy McMichael (10/12/03 at Jacksonville), Obafemi Ayanbadejo
- 1t Cliff Odom (10/28/90 at Indianapolis), Jack Trudeau
- 1t Jason Taylor (10/7/01 vs. New England), Tom Brady
- 1t Derrick Pope (11/28/04 at San Francisco), Tim Rattay
- 0t Chuck Klingbeil (9/22/91 vs. Green Bay), Don Majkowski
- 0t Scott Miller (9/1/96 vs. New England), Stanley Pritchett
- 0t Tim Bowens (11/30/97 at Oakland), Jeff George
- 0t Travis Minor (10/28/01 at Seattle), Jay Fiedler
- 0t Trent Gamble (9/8/02 vs. Detroit), Chris Cash

TOUCHDOWN FUMBLE RETURNS

Career

- 5 Jason Taylor (1997-05)
- 2 Bob Baumhower (1977-86)
- 2 Liffort Hobley (1987-93)

TAKEAWAYS

(interceptions/fumble recoveries)

MOST TAKEAWAYS

Career

- 51 Dick Anderson (1968-77), 34 INTs, 17 FRs
- 42 Jake Scott (1970-75), 35 INTs, 7 FRs
- 41 Glenn Blackwood (1979-87), 29 INTs, 12 FRs
- 35 Sam Madison (1997-05), 31 INTs, 4 FRs
- 33 Patrick Surtain (1998-04), 29 INTs, 4 FRs

Season

- 11 Dick Anderson (1970), 8 INTs, 3 FRs
- 11 Jake Scott (1974), 8 INTs, 3 FRs
- 10 Dick Westmoreland (1967), 10 INTs
- 9 Dick Anderson (1968), 8 INTs, 1 FR
- 9 Dick Anderson (1972), 3 INTs, 6 FRs
- 9 Terrell Buckley (1998), 8 INTs, 1 FR

Game

- 4 Dick Anderson (12/3/73 vs. Pittsburgh), 4 INTs
- 4 Jeris White (11/26/76 at Cleveland), 2 INTs, 2 FRs

MOST TAKEAWAYS BY ROOKIE

Season

- 9 Dick Anderson (1968), 8 INTs, 1 FR
- 7 Lloyd Mumphord (1969), 5 INTs, 2 FRs
- 7 Curtis Johnson (1970), 3 INTs, 4 FRs
- 7 Jarvis Williams (1988), 4 INTs, 3 FRs

Game

- 3 Lloyd Mumphord (12/7/69 vs. Denver), 2 INTs, 1 FR

BLOCKED KICKS

MOST BLOCKED KICKS

Career

- 9 Curtis Johnson (1970-78), 6 FGs, 2 Punts, 1 PAT
- 8 Lloyd Mumphord (1969-74), 7 FGs, 1 Punt
- 5 Vern Den Herder (1971-81), 4 FGs, 1 Punt
- 5 William Judson (1982-89), 3 FGs, 2 Punts
- 5 Jeff Cross (1988-95), 3 FGs, 1 Punt, 1 PAT

Season

- 4 Wahoo McDaniel (1966), 1 FG, 3 PATs
- 3 Frank Cornish (1970), 2 FGs, 1 PAT

- 3 Curtis Johnson (1972), 1 FG, 2 Punts
- 3 Shane Burton (1998), 3 FGs

MOST BLOCKED FIELD GOALS

Career

- 7 Lloyd Mumphord (1969-74)
- 6 Curtis Johnson (1970-78)
- 4 Vern Den Herder (1971-81)
- 4 Bob Baumhower (1977-86)

Season

- 3 Shane Burton (1998)
- 2 Ten times, last 1984

BLOCKED FIELD GOAL RETURNS

- 51t Lloyd Mumphord (12/6/70 vs. Boston), Gino Capelletti
- 47t Curtis Johnson (12/19/71 vs. Green Bay), Tim Webster

SHORT FIELD GOAL RETURNS

- 50 Jake Scott (12/6/70 vs. Boston), Gino Capelletti

MOST BLOCKED PUNTS

Career

- 3 Tim Foley (1970-80)
- 2 Curtis Johnson (1970-78)
- 2 William Judson (1982-89)
- 2 Marc Logan (1989-91)

Season

- 2 Curtis Johnson (1972)
- 2 Tim Foley (1973)
- 2 Marc Logan (1991)

BLOCKED PUNT RETURNS

- 19t Mark Higgs (10/18/90 vs. New England), Brian Hansen
- 8t Tim Foley (11/11/73 vs. Baltimore), David Lee
- *5t Charlie Babb (12/24/72 vs. Cleveland), Don Cockroft
- 5t Tim Foley (11/11/73 vs. Baltimore), David Lee

MOST BLOCKED POINTS AFTER TOUCHDOWNS

Career

- 3 Wahoo McDaniel (1966-68)
- 3 Doug Betters (1978-87)

EIGHT TEAMS WINLESS IN MIAMI

Entering 2006, there are eight NFL teams that are winless against the Dolphins during the regular season in Miami. The Dolphins are 3-0 vs. Baltimore, 2-0 vs. Carolina, 7-0 vs. Denver, 4-0 vs. Detroit, 6-0 vs. Green Bay, 3-0 vs. New Orleans, and 4-0 vs. Washington. Jacksonville has yet to play a regular season game in Miami, but will do so on December 3 of this year. In addition from this list, the Dolphins will play host to Green Bay (October 22) in 2006.

TEAM RECORDS

CHAMPIONSHIPS

SUPER BOWL:

2 1972, 1973

AMERICAN FOOTBALL CONFERENCE:

5 1971, 1972, 1973, 1982, 1984

AFC EASTERN DIVISION:

12 1971, 1972, 1973, 1974, 1979, 1981, 1983, 1984, 1985, 1992, 1994, 2000

PLAYOFF BERTHS:

21 1970, 1971, 1972, 1973, 1974, 1978, 1979, 1981, 1982, 1983, 1984, 1985, 1990, 1992, 1994, 1995, 1997, 1998, 1999, 2000, 2001

GAMES

REGULAR-SEASON RECORD: 362-242-4 (.599)

PLAYOFF RECORD: 20-19 (.513)

OVERALL RECORD: 382-261-4 (.594)

HOME REGULAR-SEASON RECORD:

208-91-3 (.694)

DOLPHIN STADIUM REGULAR-SEASON

RECORD: 98-53 (.649)

HOME PLAYOFF RECORD: 15-6 (.714)

DOLPHIN STADIUM PLAYOFF RECORD:

5-2 (.714)

HOME OVERALL RECORD: 223-97-3 (.695)

DOLPHIN STADIUM OVERALL RECORD:

103-55 (.652)

ROAD REGULAR-SEASON RECORD:

154-151-1 (.505)

ROAD PLAYOFF RECORD: 5-13 (.278)

ROAD OVERALL RECORD: 159-164-1 (.492)

MOST WINS IN A SEASON:

17 in 1972 (14 regular season, 3 playoffs)

16 in 1984 (14 regular season, 2 playoffs)

BEST SEASON WINNING PERCENTAGE:

1.000 in 1972 (14-0 regular season, 3-0 playoffs)

FEWEST WINS IN A SEASON: 3 in 1966 and

1969

LOWEST SEASON WINNING PERCENTAGE:

.214 in 1966 (3-11)

CONSECUTIVES

MOST WINS:

18 1st in 1972 through 1st in 1973

MOST REGULAR-SEASON WINS:

16 14th in 1971 through 1st in 1973

16 12th in 1983 through 11th in 1984

MOST HOME WINS:

31 10/17/71 through 12/15/74

MOST REGULAR-SEASON HOME WINS:

27 10/17/71 through 12/15/74

MOST ROAD WINS:

9 9/17/72 through 1/14/73

MOST REGULAR-SEASON ROAD WINS:

7 9/17/72 through 12/10/72

7 12/4/83 through 11/4/84

MOST WINS IN A SERIES:

20 vs. Buffalo, 1970-79

MOST PRESEASON WINS:

11 5th in 1975 through 3rd in 1977

MOST LOSSES:

8 2nd through 9th in 1967

MOST REGULAR-SEASON LOSSES:

8 2nd through 9th in 1967

MOST HOME LOSSES:

4 12/23/67 through 9/28/68

4 10/23/88 through 12/4/88

MOST ROAD LOSSES:

10 11/13/66 through 12/3/67

MOST LOSSES IN A SERIES:

8 vs. N.Y. Jets, 1966-69

8 vs. N.Y. Jets, 1998-01

MOST PRESEASON LOSSES:

7 5th in 1988 through 2nd in 1990

5 1st through 5th in 1969

SCORING

MOST POINTS SCORED

Season 513 1984

Game 55 11/24/77 at St. Louis

FEWEST POINTS SCORED

Season 198 1982, 9 games

213 1966

Game 0 16 times, last 11/20/05 at Cleveland

MOST POINTS ALLOWED

Season 407 1967

Game *62 1/15/00 at Jacksonville

58 9/18/66 at Buffalo

51 9/21/86 at N.Y. Jets

50 9/7/86 at San Diego

FEWEST POINTS ALLOWED

Season 131 1982, 9 games

150 1973, 14 games

Game 0 24 times, last 9/3/00 vs. Seattle

MOST POINTS, BOTH TEAMS

Game 96 at N.Y. Jets 51, Miami 45, ot (9/21/86)

81 Buffalo 47, at Miami 34 (12/19/93)

*79 San Diego 41, at Miami 38, ot (1/2/82)

79 L.A. Raiders 45, at Miami 34 (12/2/84)

79 at Miami 41, Tampa Bay 38 (10/20/85)

78 at San Diego 50, Miami 28 (9/7/86)

*78 at Buffalo 44, Miami 34 (1/12/91)

78 at Kansas City 48, Miami 30 (9/29/02)

FEWEST POINTS, BOTH TEAMS

Game	3	at New England 3, Miami 0 (12/12/82)
	9	New England 6, at Miami 3 (11/20/88)
	12	at Miami 9, Kansas City 3 (10/20/74)
	12	Miami 12, at Buffalo 0 (9/4/83)
	12	at New England 12, Miami 0 (12/7/03)

MOST DECISIVE WIN

Game	52	52-0 vs. New England (11/12/72)
	44	44-0 vs. Baltimore (11/11/73)
	43	43-0 at N.Y. Jets (10/19/75)
	42	45-3 vs. N.Y. Jets (11/24/86)
	42	42-0 vs. Kansas City (10/11/87)

MOST DECISIVE LOSS

Game	*55	62-7 at Jacksonville (1/15/00)
	45	48-3 vs. Kansas City (9/28/68)
	41	41-0 at Kansas City (10/8/67)
	41	41-0 at Indianapolis (12/14/97)
	35	35-0 at Baltimore (11/1/70)
	35	42-7 at Kansas City (10/13/91)
	*35	38-3 at Denver (1/9/99)

MOST TOUCHDOWNS SCORED

Season	70	1984
Game	8	11/24/77 at St. Louis

FEWEST TOUCHDOWNS SCORED

Season	26	1966
--------	----	------

MOST TOUCHDOWNS ALLOWED

Season	53	1967
Game	8	9/18/66 at Buffalo
	*8	1/15/00 at Jacksonville

FEWEST TOUCHDOWNS ALLOWED

Season	15	1973
--------	----	------

MOST TOUCHDOWNS SCORED BY

Rushing		
Season	26	1972, 1975
Game	4	Eight times, last 12/10/89 vs. New England

Passing

Season	49	1984
Game	6	11/24/77 at St. Louis
	6	9/21/86 at N.Y. Jets

Interception

Season	5	2001
	4	1966, 1998
Game	2	12/3/73 vs. Pittsburgh
	2	9/12/82 at N.Y. Jets
	2	12/16/83 vs. N.Y. Jets
	2	12/6/98 at Oakland

Kickoff Return 1 Nine times, last 2004

Punt Return 2 1993

Fumble Return

Season	3	1997
	2	1987, 1990, 1996, 2000, 2001, 2003
Game	2	10/11/87 vs. Kansas City
	2	9/1/96 vs. New England

Blocked Punt Return

Season	2	1973
Game	2	11/11/73 vs. Baltimore

FEWEST TOUCHDOWNS SCORED BY

Rushing	5	1966
Passing	12	1969

MOST TOUCHDOWNS ALLOWED BY

Rushing		
Season	23	1986
Game	5	9/4/88 at Chicago
Passing		
Season	31	1967
Game	5	Six times, last 9/29/02 at Kansas City

Interception

Season	8	2004
Game	2	12/18/88 at Pittsburgh
	2	11/23/97 at New England
	2	10/17/99 at New England
	2	11/18/01 vs. N.Y. Jets

Kickoff Return

Punt Return	1	Seven times, last 12/18/94 at Indianapolis
Fumble Return	2	1991, 1992, 1993, 1998, 1999

Blocked FG

Return	1	1979, 1989
---------------	---	------------

FEWEST TOUCHDOWNS ALLOWED BY

Rushing	6	1998, 1999
Passing	5	1973

MOST POINTS AFTER TOUCHDOWN SCORED

Season	66	1984
Game	7	11/12/72 vs. New England
	7	11/24/77 at St. Louis
	7	9/3/95 vs. N.Y. Jets
	7	9/8/02 vs. Detroit

MOST POINTS AFTER TOUCHDOWN SCORED, OPPONENT

Season	47	1967
Game	*8	1/15/00 at Jacksonville
	7	9/18/66 at Buffalo

MOST FIELD GOALS SCORED

Season	39	1999
Game	6	10/17/99 at New England

MOST FIELD GOALS SCORED, OPPONENT

Season	31	1999
Game	5	9/28/69 at Houston
	5	9/25/88 at Indianapolis
	*5	1/17/93 vs. Buffalo
	5	10/13/02 at Denver
	5	9/7/03 vs. Houston

MOST SAFETIES SCORED

Season	3	2005
	2	1978
Game	1	18 times, last 1/1/06 at New England

MOST SAFETIES SCORED, OPPONENT

Season	2	Six times, last 2003
Game	1	22 times, last 12/4/05 vs. Buffalo

MOST TWO-POINT CONVERSION ATTEMPTS

Season	10	1994
Game	4	at Indianapolis, 11/26/95

MOST TWO-POINT CONVERSION ATTEMPTS, OPPONENT

Season	5	1995
--------	---	------

Game	2	Three times, last 11/8/98 vs. Indianapolis
MOST TWO-POINT CONVERSIONS		
Season	6	1994
Game	2	at Indianapolis, 11/26/95
MOST TWO-POINT CONVERSIONS, OPPONENT		
Season	2	Three times, last 2002
Game	1	11 times, last 1/1/06 at New England
SCORE BY QUARTERS, DOLPHINS		
1st –	21	12/20/70 vs. Buffalo
	21	10/2/77 vs. Houston
	21	12/5/04 vs. Buffalo
2nd –	28	12/17/67 vs. Boston
	24	10/23/77 vs. Seattle
	24	10/29/78 vs. Baltimore
	24	11/20/83 vs. Baltimore
	24	10/9/88 at L.A. Raiders
3rd –	24	12/1/91 vs. Tampa Bay
	21	11/3/74 vs. Atlanta
	21	9/12/82 at N.Y. Jets
	21	9/2/84 at Washington
	21	10/11/87 vs. Kansas City
	21	11/12/89 at N.Y. Jets
	21	10/18/92 vs. New England
	21	12/12/94 vs. Kansas City
	21	9/3/95 vs. N.Y. Jets
	21	10/29/00 vs. Green Bay
4th –	25	10/10/99 at Indianapolis
	24	11/25/01 at Buffalo
	*22	12/30/95 at Buffalo
SCORE BY QUARTERS, OPPONENT		
1st –	24	9/28/68 vs. Kansas City
	*24	1/2/82 vs. San Diego
	*24	1/15/00 at Jacksonville
2nd –	31	12/14/97 at Indianapolis
	28	9/21/86 at N.Y. Jets
3rd –	21	12/19/93 vs. Buffalo
	21	12/4/94 vs. Buffalo
4th –	30	10/23/00 at N.Y. Jets
	28	10/2/66 at San Diego
	28	12/15/91 at San Diego
SCORE BY QUARTERS, BOTH TEAMS		
1st –	35	12/5/04 vs. Buffalo
		Miami 21, Buffalo 14
	27	9/28/68 vs. Kansas City
		Kansas City 24, Miami 3
2nd –	42	9/21/86 at N.Y. Jets
		N.Y. Jets 28, Miami 14
	35	9/3/95 vs. N.Y. Jets
		Miami 21, N.Y. Jets 14
3rd –	29	9/4/94 vs. New England
		Miami 15, New England 14
	28	12/10/67 vs. San Diego
		Miami 14, San Diego 14
	28	12/19/93 vs. Buffalo
		Buffalo 21, Miami 7
	28	11/27/94 at N.Y. Jets
		Miami 14, N.Y. Jets 14
4th –	39	10/10/99 at Indianapolis
		Miami 25, Indianapolis 14
	37	10/23/00 at N.Y. Jets
		N.Y. Jets 30, Miami 7

MOST CONSECUTIVE QUARTERS HELD SCORELESS, DOLPHINS

13 1973, 3rd Q in 8th through 3rd Q in 11th

MOST CONSECUTIVE QUARTERS HELD SCORELESS, OPPONENT

11 1970, 1st Q in 6th through 3rd Q in 8th

SCORE BY HALVES, DOLPHINS

1st –	35	12/17/67 vs. Boston
	31	12/20/70 vs. Buffalo
	31	12/2/85 vs. Chicago
	31	12/7/86 at New Orleans
2nd –	31	9/22/85 vs. Kansas City
	31	12/12/94 vs. Kansas City
	31	9/3/95 vs. N.Y. Jets
	29	9/4/94 vs. New England
	29	9/25/94 at Minnesota

SCORE BY HALVES, OPPONENT

1st –	48	9/18/66 at Buffalo
2nd –	38	10/2/66 at San Diego
	35	12/4/94 vs. Buffalo
	31	10/3/76 vs. Los Angeles

SCORE BY HALVES, BOTH TEAMS

1st –	58	9/18/66 at Buffalo
		Buffalo 48, Miami 10
	52	9/21/86 at N.Y. Jets
		N.Y. Jets 31, Miami 21
2nd –	52	10/9/83 vs. Buffalo
		Miami 28, Buffalo 24

TIME OF POSSESSION (SINCE 1977)

HIGHEST TIME OF POSSESSION

Season	32:38	1979
Game	43:39	12/7/87 vs. N.Y. Jets
	41:55	12/16/96 vs. Buffalo
	41:17	10/28/79 vs. Green Bay
	41:05	10/28/90 at Indianapolis
	40:56	10/9/83 vs. Buffalo (OT)

LOWEST TIME OF POSSESSION

Season	27:02	1988
Game	14:28	9/4/88 at Chicago
	16:32	10/1/89 at Houston
	18:02	10/27/96 vs. Dallas
	19:34	11/1/92 at N.Y. Jets
	19:42	9/23/90 at N.Y. Giants

HIGHEST TIME OF POSSESSION ALLOWED

Season	32:58	1988
Game	46:29	10/4/81 vs. N.Y. Jets (OT)
	45:32	9/4/88 at Chicago
	44:53	10/27/97 vs. Chicago (OT)
	43:28	10/1/89 at Houston
	42:28	12/9/90 vs. Philadelphia (OT)

LOWEST TIME OF POSSESSION ALLOWED

Season	27:22	1979
Game	16:21	12/7/87 vs. N.Y. Jets
	18:05	12/16/96 vs. Buffalo
	18:43	10/28/79 vs. Green Bay
	18:55	10/28/90 at Indianapolis
	19:10	9/21/03 vs. Buffalo

SCORING DRIVES

LONGEST SCORING DRIVES

By Plays	17	10/27/80 at N.Y. Jets (TD, 87 yards, 5:21)
----------	----	--

	17	11/20/83 vs. Baltimore (TD, 88 yards, 6:54)
	17	10/16/88 vs. San Diego (FG, 82 yards, 8:48)
	17	9/30/90 at Pittsburgh (TD, 73 yards, 8:07)
	17	11/6/94 vs. Indianapolis (FG, 68 yards, 9:15)
By Yards	99	9/10/78 at Baltimore (TD, 7 plays, 3:53)
	99	9/24/89 vs. N.Y. Jets (TD, 7 plays, 1:27)
	97	12/15/02 vs. Oakland (TD, 13 plays, 7:53)

By Time of Possession

10:30	10/16/94 vs. L.A. Raiders (FG, 10 plays, 65 yards)
10:16	12/10/01 vs. Indianapolis (TD, 15 plays, 78 yards)
10:01	10/27/74 vs. Baltimore (FG, 16 plays, 73 yards)

LONGEST SCORING DRIVES, OPPONENTS

Plays	20	11/24/97 at Chicago (FG, 77 yards, 11:07)
	19	Six times, last: 10/7/90 vs. N.Y. Jets (FG, 90 yards, 8:36)
Yards	99	12/11/76 vs. Minnesota (TD, 16 plays, 9:07)
	99	10/27/80 at N.Y. Jets (TD, 17 plays, 9:22)
	99	9/30/01 at St. Louis (TD, 11 plays, 5:36)
Time of Possession	12:45	12/14/75 at Baltimore (FG, 17 plays, 82 yards)
	11:07	11/24/91 at Chicago (FG, 20 plays, 77 yards)
	11:05	12/16/01 at San Francisco (TD, 17 plays, 98 yards)

FIRST DOWNS

MOST FIRST DOWNS

Season	387	1984
Game	34	11/24/77 at St. Louis
	34	12/12/88 vs. Cleveland

FEWEST FIRST DOWNS

Season	200	1966
Game	6	11/14/99 at Buffalo
	7	10/3/70 vs. Oakland
	7	9/23/90 at N.Y. Giants
	7	12/7/03 at New England
	8	9/24/67 vs. Kansas City
	8	10/12/80 at New England

MOST FIRST DOWNS ALLOWED

Season	359	1988
Game	39	11/27/88 at N.Y. Jets
	*34	1/2/82 vs. San Diego
	34	11/18/84 at San Diego

FEWEST FIRST DOWNS ALLOWED

Season	186	1972
Game	4	11/11/73 vs. Baltimore
	5	9/2/79 at Buffalo
	7	9/24/72 vs. Houston
	7	10/28/90 at Indianapolis

MOST FIRST DOWNS, BOTH TEAMS

Season	701	1984
Game	*59	1/2/82 vs. San Diego
	59	10/9/83 vs. Buffalo
	59	11/27/88 at N.Y. Jets

FEWEST FIRST DOWNS, BOTH TEAMS

Season	312	1982
Game	15	11/9/69 at Boston
	21	Three times, last 11/11/73 vs. Baltimore

MOST FIRST DOWNS BY

Rushing

Season	170	1972
Game	19	10/29/72 at Baltimore
	19	11/24/77 at St. Louis

Passing

Season	250	1986
Game	26	12/12/88 vs. Cleveland
	24	9/15/85 vs. Indianapolis
	24	9/21/86 at N.Y. Jets
	24	11/16/86 at Buffalo
	24	9/24/89 vs. N.Y. Jets

Penalty

Season	31	1979, 1983, 2004
Game	6	12/4/66 at Denver
	6	11/26/67 vs. Buffalo
	6	9/8/96 at Arizona

FEWEST FIRST DOWNS BY

Rushing

Season	65	1967
Game	0	10/15/67 at Boston
	*0	1/15/00 at Jacksonville
	*0	1/6/01 at Oakland
	0	9/19/04 at Cincinnati

Passing

Season	91	1973
Game	1	9/4/83 at Buffalo

Penalty

Season	13	1973
--------	----	------

MOST FIRST DOWNS ALLOWED BY

Rushing

Season	155	1988
Game	**24	1/30/83 vs. Washington
	*18	12/30/95 at Buffalo
	17	Three times, last 1988

Passing

Season	205	1993
Game	23	11/27/88 at N.Y. Jets
	*21	1/2/82 vs. San Diego
	21	10/4/92 at Buffalo
	21	10/23/00 at N.Y. Jets (OT)

Penalty

Season	42	2005
Game	7	10/9/83 vs. Buffalo
	7	10/23/00 at N.Y. Jets (OT)

FEWEST FIRST DOWNS ALLOWED BY

Rushing

Season	66	1969
Game	0	12/20/70 vs. Buffalo
	0	10/13/74 at Washington
	*0	1/9/00 at Seattle
	0	9/14/03 at N.Y. Jets

Passing

Season	78	1973
--------	----	------

Game	0	12/8/68 vs. Boston
	1	11/5/79 vs. Houston
	1	12/12/82 at New England
Penalty		
Season	8	1973, 1974

TOTAL NET YARDS

MOST NET YARDS GAINED

Season	6,936	1984
Game	584	10/23/88 vs. N.Y. Jets
	*569	1/6/85 vs. Pittsburgh
	552	9/30/84 at St. Louis
	552	10/21/84 at New England

FEWEST NET YARDS GAINED

Season	3,458	1966
Game	88	10/12/80 at New England
	101	11/14/99 at Buffalo
	111	9/9/66 vs. N.Y. Jets

MOST NET YARDS ALLOWED

Season	6,050	1986
Game	597	11/27/88 at N.Y. Jets
	593	10/3/76 vs. Los Angeles
	582	9/1/91 at Buffalo
	581	9/21/86 at N.Y. Jets
	*564	1/2/82 vs. San Diego

FEWEST NET YARDS ALLOWED

Season	3,281	1973
Game	76	10/21/73 vs. Buffalo
	117	10/17/71 vs. New England
	118	10/16/66 vs. Denver
	118	9/21/03 vs. Buffalo
	121	9/2/79 at Buffalo

MOST NET YARDS GAINED, BOTH TEAMS

Season	12,374	1986
Game	1,066	9/21/86 at N.Y. Jets
	*1,038	12/30/95 at Buffalo
	1,037	11/27/88 at N.Y. Jets
	*1,036	1/2/82 vs. San Diego

FEWEST NET YARDS GAINED, BOTH TEAMS

Season	4,970	1982
Game	335	10/16/66 vs. Denver

RUSHING

MOST RUSHING YARDS

Season	2,960	1972
Game	315	11/11/73 vs. Baltimore
	304	12/3/72 at New England
	302	11/7/71 vs. Buffalo
	301	9/30/73 vs. New England

FEWEST RUSHING YARDS

Season	1,205	1988
Game	14	11/19/90 vs. L.A. Raiders
	*14	1/9/99 at Denver
	*21	1/15/00 at Jacksonville
	23	9/24/67 vs. Kansas City
	23	11/29/87 at Buffalo
	23	12/19/93 vs. Buffalo

MOST RUSHING YARDS ALLOWED

Season	2,506	1988
Game	*341	12/30/95 at Buffalo
	305	12/18/88 at Pittsburgh
	280	10/29/89 at Buffalo
	279	12/3/67 at Houston

FEWEST RUSHING YARDS ALLOWED

Season	1,430	1994
Game	16	9/2/66 vs. Oakland
	18	10/18/92 vs. New England
	21	9/14/03 at N.Y. Jets
	26	10/13/74 at Washington
	26	12/19/99 vs. San Diego

MOST RUSHING YARDS, BOTH TEAMS

Season	4,627	1978
Game	487	12/5/76 vs. Buffalo
	444	9/30/73 vs. New England

FEWEST RUSHING YARDS, BOTH TEAMS

Season	2,629	1982
Game	74	11/23/98 at New England
	79	12/19/99 vs. San Diego
	81	9/22/91 vs. Green Bay
	84	12/24/00 at New England
	89	12/22/97 vs. New England

MOST RUSHING ATTEMPTS

Season	613	1972
Game	58	10/5/75 at Green Bay
	56	9/12/82 at N.Y. Jets
	55	11/24/77 at St. Louis

FEWEST RUSHING ATTEMPTS

Season	326	1967
Game	*8	1/8/95 at San Diego
	**9	1/20/85 vs. San Francisco
	9	9/7/86 at San Diego
	10	9/4/88 at Chicago
	10	12/2/90 at Washington

MOST RUSHING ATTEMPTS, OPPONENT

Season	557	1988
Game	*59	1/12/86 vs. New England
	54	9/4/88 at Chicago
	**52	1/30/83 vs. Washington
	*52	12/30/95 at Buffalo
	51	Five times, last 1989

FEWEST RUSHING ATTEMPTS, OPPONENT

Season	293	1982
Game	7	9/4/94 at Green Bay
	11	9/14/03 at N.Y. Jets
	12	10/10/70 at N.Y. Jets
	12	12/7/87 vs. N.Y. Jets
	12	10/28/90 at Indianapolis

HIGHEST RUSHING AVERAGE

Season	5.00	1971
	4.97	1973

LOWEST RUSHING AVERAGE

Season	3.13	1997
	3.27	1999

HIGHEST RUSHING AVERAGE, OPPONENT

Season	4.88	1968
--------	------	------

LOWEST RUSHING AVERAGE, OPPONENT

Season	3.29	2003
	3.52	1979

PASSING

MOST NET YARDS PASSING

Season	5,018	1984
Game	521	10/23/88 vs. N.Y. Jets
	456	9/4/94 vs. New England

446 9/24/89 vs. N.Y. Jets
 442 10/1/95 at Cincinnati
 *435 1/6/85 vs. Pittsburgh
 435 9/21/86 at N.Y. Jets

FEWEST NET YARDS PASSING

Season 1,582 1973
 Game 22 11/23/69 vs. Houston
 *26 12/30/73 vs. Oakland
 26 9/4/83 at Buffalo

MOST NET YARDS PASSING ALLOWED

Season 3,655 1996
 Game 449 9/21/86 at N.Y. Jets
 427 10/1/67 at N.Y. Jets
 426 10/3/76 vs. Los Angeles
 426 11/27/88 at N.Y. Jets
 418 9/4/94 vs. New England

FEWEST NET YARDS PASSING ALLOWED

Season 1,290 1973
 Game 1 10/21/73 vs. Buffalo
 11 11/5/79 vs. Houston
 13 12/12/82 at New England
 20 11/11/73 vs. Baltimore
 24 10/22/72 vs. Buffalo

MOST NET YARDS PASSING, BOTH TEAMS

Season 8,336 1986
 Game 884 9/21/86 at N.Y. Jets

FEWEST NET YARDS PASSING, BOTH TEAMS

Season 2,341 1982
 2,872 1973
 Game 72 12/12/82 at New England

MOST GROSS YARDS PASSING

Season 5,146 1984
 Game 521 10/23/88 vs. N.Y. Jets
 473 9/4/94 vs. New England
 470 12/2/84 vs. L.A. Raiders
 450 10/1/95 at Cincinnati
 448 9/21/86 at N.Y. Jets

FEWEST GROSS YARDS PASSING

Season 1,675 1973
 Game *34 12/30/73 vs. Oakland
 46 9/4/83 at Buffalo
 46 12/21/03 at Buffalo

MOST GROSS YARDS PASSING ALLOWED

Season 3,888 1996
 Game 479 9/21/86 at N.Y. Jets
 440 10/1/67 at N.Y. Jets
 436 10/3/76 vs. Los Angeles
 *433 1/2/82 vs. San Diego
 433 11/27/88 at N.Y. Jets

FEWEST GROSS YARDS PASSING ALLOWED

Season 1,604 1973
 Game 13 12/12/82 at New England
 25 11/5/79 vs. Houston
 35 12/9/73 at Baltimore
 45 10/22/72 vs. Buffalo

MOST PASS ATTEMPTS

Season 645 1986
 Game *66 12/30/95 at Buffalo
 65 12/4/05 vs. Buffalo
 60 10/23/88 vs. N.Y. Jets
 60 11/23/97 at New England
 59 12/29/93 vs. Buffalo

FEWEST PASS ATTEMPTS

Season 256 1973
 Game *6 12/30/73 vs. Oakland
 **7 1/13/74 vs. Minnesota
 10 11/9/69 at Boston
 10 11/22/73 at Dallas

MOST PASS ATTEMPTS, OPPONENT

Season 577 1994
 Game 59 10/23/00 at N.Y. Jets (OT)
 58 10/4/92 at Buffalo
 56 11/18/84 at San Diego

FEWEST PASS ATTEMPTS, OPPONENT

Season 320 1973
 Game 5 12/12/82 at New England

MOST PASS COMPLETIONS

Season 392 1986
 Game 39 11/16/86 at Buffalo
 38 11/23/97 at New England
 35 12/2/84 vs. L.A. Raiders
 35 9/28/86 vs. San Francisco
 35 10/23/88 vs. N.Y. Jets
 35 12/3/95 vs. Atlanta

FEWEST PASS COMPLETIONS

Season 133 1973
 Game 3 10/15/73 at Cleveland
 *3 12/30/73 vs. Oakland

MOST PASS COMPLETIONS, OPPONENT

Season 334 1994
 Game 38 10/9/83 vs. Buffalo
 37 11/18/84 at San Diego

FEWEST PASS COMPLETIONS, OPPONENT

Season 151 1973
 Game 2 11/9/69 at Boston
 2 12/12/82 at New England
 4 11/14/76 at Pittsburgh

INTERCEPTIONS

MOST INTERCEPTIONS

Season 32 1978, 458 yards
 Game 6 12/3/73 vs. Pittsburgh
 6 10/19/75 at N.Y. Jets
 6 9/10/78 at Baltimore
 6 11/21/82 at Buffalo
 6 10/16/83 at N.Y. Jets
 6 12/6/98 at Oakland

FEWEST INTERCEPTIONS

Season 10 1997, 92 yards
 11 1976, 144 yards

MOST INTERCEPTIONS, OPPONENT

Season 32 1966, 370 yards
 Game 6 11/13/66 at Kansas City

FEWEST INTERCEPTIONS, OPPONENT

Season 10 1971, 166 yards

MOST INTERCEPTION RETURN YARDS

Season 522 1966
 Game 218 10/4/92 at Buffalo

FEWEST INTERCEPTION RETURN YARDS

Season 92 1997, 2004
 124 1977

MOST INTERCEPTION RETURN YARDS, OPPONENT

Season	596	1969
Game	160	11/23/97 at New England
	151	12/2/84 vs. L.A. Raiders
	151	11/18/01 vs. N.Y. Jets

FEWEST INTERCEPTION RETURN YARDS, OPPONENT

Season	96	1982
--------	----	------

PENALTIES

MOST PENALTIES

Season	132	2005, 1,055 yards
	115	2000, 920 yards
	112	2004, 852 yards
Game	18	10/9/05 at Buffalo
	14	10/1/95 at Cincinnati
	14	11/3/96 at New England

MOST YARDS PENALIZED

Season	1,055	2005, on 132
Game	149	10/12/03 at Jacksonville
	143	10/1/95 at Cincinnati
	138	9/25/05 vs. Carolina
	135	10/3/70 vs. Oakland
	132	10/23/88 vs. N.Y. Jets

FEWEST PENALTIES

Season	48	1968, 485 yards
Game	0	12/23/67 vs. Houston
	0	12/8/68 vs. Boston
	0	9/29/91 at N.Y. Jets
	*0	1/10/93 vs. San Diego
	0	12/21/98 vs. Denver

FEWEST YARDS PENALIZED

Season	416	1973, on 52
Game	0	12/23/67 vs. Houston
	0	12/8/68 vs. Boston
	0	9/29/91 at N.Y. Jets
	*0	1/10/93 vs. San Diego
	0	12/21/98 vs. Denver

MOST PENALTIES, OPPONENT

Season	108	1980, 923 yards
Game	19	12/22/85 vs. Buffalo
	17	10/18/87 at N.Y. Jets
	15	10/11/69 vs. San Diego
	15	10/9/83 vs. Buffalo

MOST YARDS PENALIZED, OPPONENT

Season	923	1980, on 108
Game	156	9/20/69 at Oakland
	144	11/5/67 at Buffalo
	126	11/15/87 vs. Indianapolis

FEWEST PENALTIES, OPPONENT

Season	59	1967, 691 yards
Game	1	12 times, last 11/18/01 vs. N.Y. Jets

FEWEST YARDS PENALIZED, OPPONENT

Season	525	1974, on 67
Game	5	Five times, last 12/22/86 vs. New England

MOST PENALTIES, BOTH TEAMS

Season	237	2005, 1,882 yards
Game	26	12/22/85 vs. Buffalo
	25	10/9/05 at Buffalo
	23	11/10/85 vs. N.Y. Jets

MOST YARDS PENALIZED, BOTH TEAMS

Season	1,882	2005 on 237
	1,739	1998, on 203
Game	230	10/3/70 vs. Oakland
	227	11/30/69 vs. Boston (at Tampa)

FEWEST PENALTIES, BOTH TEAMS

Season	112	1967, 1,181 yards
Game	2	12/23/67 vs. Houston
	2	11/11/73 vs. Baltimore
	2	12/12/82 at New England

FEWEST YARDS PENALIZED, BOTH TEAMS

Season	1,032	1973, on 113
Game	10	11/11/73 vs. Baltimore
	10	12/12/82 at New England
	20	12/8/68 vs. Boston

PUNTING

MOST PUNTS

Season	99	2004
Game	11	12/7/03 at New England

MOST PUNT YARDS

Season	4,107	2004, 41.5 average
Game	483	9/9/66 vs. N.Y. Jets

FEWEST PUNTS

Season	35	1982
Game	0	9/23/79 vs. Chicago
	0	10/12/86 vs. Buffalo
	0	12/12/88 vs. Cleveland
	0	12/28/03 vs. N.Y. Jets

MOST PUNTS, OPPONENT

Season	102	2004
Game	11	11/11/73 vs. Baltimore
	11	12/7/03 at New England

MOST PUNT YARDS OPPONENT

Season	4,177	2004, 41.0 average
Game	475	9/20/98 vs. Pittsburgh

FEWEST PUNTS, OPPONENT

Season	40	1982
Game	0	12/17/67 vs. Boston
	0	9/21/97 at Tampa Bay
	1	14 times, last 10/12/03 at Jacksonville

MOST PUNTS, BOTH TEAMS

Season	201	2004
Game	22	12/7/03 at New England

FEWEST PUNTS, BOTH TEAMS

Season	75	1982
Game	1	10/12/86 vs. Buffalo
	2	9/23/79 vs. Chicago
	2	12/12/88 vs. Cleveland

HIGHEST PUNTING AVERAGE

Season	46.3	1996, 78 punts
x-Game	58.5	9/28/86 vs. San Francisco

HIGHEST PUNTING AVERAGE, OPPONENT

Season	45.3	1998, 88 punts
x-Game	55.5	9/28/68 vs. Kansas City

x-minimum 4 punts

PUNT RETURNS

MOST PUNT RETURNS

Season	55	1983, 581 yards
Game	7	10/19/69 at Kansas City
	7	9/19/04 at Cincinnati

MOST PUNT RETURN YARDS

Season	581	1983, 55 returns
Game	123	10/19/69 at Kansas City
	123	12/13/93 vs. Pittsburgh

MOST PUNT RETURNS, OPPONENT

Season	46	2005, 227 yards
Game	8	9/9/66 vs. N.Y. Jets

MOST PUNT RETURN YARDS, OPPONENT

Season	424	1999, 42 returns
Game	115	10/12/80 at New England
	110	11/1/70 at Baltimore

KICKOFF RETURNS

MOST KICKOFF RETURNS

Season	72	1999, 1,713 yards
Game	9	9/18/66 at Buffalo
	9	9/7/86 at San Diego
	*9	1/15/00 at Jacksonville

MOST KICKOFF RETURN YARDS

Season	1,713	1999, 72 returns
Game	245	12/5/71 at New England
	229	11/13/66 at Kansas City

MOST KICKOFF RETURNS, OPPONENT

Season	70	1978, 1,459 yards
Game	9	11/24/77 at St. Louis

MOST KICKOFF RETURN YARDS, OPPONENT

Season	1,549	1975, 65 returns
	1,549	1994, 66 returns
Game	251	12/12/94 vs. Kansas City
	207	9/17/67 vs. Denver
	200	11/24/77 at St. Louis

SACKS

MOST SACKS

Season	49	1983, 363 yards
	49	2005, 375 yards
	48	2000, 270 yards
	47	2002, 327 yards
	45	1973, 314 yards
	45	1990, 348 yards
	45	1998, 270 yards
Game	9-59	10/21/73 vs. Buffalo
	8-61	9/20/81 at Houston
	8-57	9/13/98 vs. Buffalo
	8-47	12/6/98 at Oakland
	8-34	11/28/04 at San Francisco

FEWEST SACKS

Season	16	1966, 180 yards
--------	----	-----------------

MOST SACKS, OPPONENT

Season	53	1969, 481 yards
	52	1968, 441 yards
	52	2004, 326 yards
Game	9-53	10/17/99 at New England
	8-83	11/16/69 at Buffalo
	8-80	9/20/70 at Boston

FEWEST SACKS, OPPONENT

Season	7	1988, 41 yards
	10	1989, 86 yards
	11	1982, 87 yards
	13	1973, 93 yards
	13	1987, 101 yards

MOST CONSECUTIVE GAMES WITH NO SACKS ALLOWED

19	5th through 16th in 1988 and 1st through 7th in 1989
----	--

MOST SACKS, BOTH TEAMS

Season	88	2004, 549 yards
--------	----	-----------------

FEWEST SACKS, BOTH TEAMS

Season	31	1988, 208 yards
--------	----	-----------------

FUMBLES

MOST FUMBLES

Season	42	2004
Game	7	10/6/96 vs. Seattle
	6	11/26/89 vs. Pittsburgh
	*6	1/15/00 at Jacksonville

MOST FUMBLES LOST

Season	19	2001
Game	5-5	9/25/83 vs. Kansas City
	*6-5	1/15/00 at Jacksonville
	5-4	11/15/70 vs. New Orleans
	*5-4	1/12/86 vs. New England
	4-4	9/7/86 at San Diego
	5-4	10/18/90 vs. New England
	4-4	12/27/98 at Atlanta

FEWEST FUMBLES

Season	12	2000
--------	----	------

MOST FUMBLES, OPPONENT

Season	39	1983
Game	7	11/7/71 vs. Buffalo
	7	9/18/77 at Buffalo
	7	10/23/83 at Baltimore
	7	12/4/94 vs. Buffalo

MOST FUMBLES LOST, OPPONENT

Season	21	1971, 1978
--------	----	------------

TAKEAWAY/GIVEAWAY

BEST RATIO

Season	+23	1978, 53 TAs, 30 GAs
	+18	1972, 46 TAs, 28 GAs
	+17	1983, 44 TAs, 27 GAs
	+15	2000, 41 TAs, 26 GAs
	+12	1996, 36 TAs, 24 GAs

WORST RATIO

Season	-18	1989, 23 TAs, 41 GAs
	-17	2004, 25 TAs, 42 GAs
	-11	1969, 31 TAs, 42 GAs
	-10	1986, 31 TAs, 42 GAs
	-10	2001, 28 TAs, 38 GAs

MOST TAKEAWAYS

Season	53	1978, 21 FRs, 32 INTs
	46	1966, 15 FRs, 31 INTs
	46	1972, 20 FRs, 26 INTs
	45	1980, 17 FRs, 28 INTs
	44	1983, 18 FRs, 26 INTs

FEWEST TAKEAWAYS

Season	21	1991, 9 FRs, 12 INTs
	23	1989, 8 FRs, 15 INTs
	25	2004, 10 FRs, 15 INTs

MOST TAKEAWAYS, OPPONENT

Season	44	1967, 16 FRs, 28 INTs
	42	1966, 10 FRs, 32 INTs
	42	1969, 13 FRs, 29 INTs
	42	1980, 16 FRs, 26 INTs
	42	2004, 16 FRs, 26 INTs

FEWEST TAKEAWAYS, OPPONENT

Season	20	1997, 8 FRs, 12 INTs
	23	1971, 13 FRs, 10 INTs
	23	1976, 8 FRs, 15 INTs
	23	1982, 10 FRs, 13 INTs
	24	1996, 13 FRs, 11 INTs

COLDEST GAMES

DATE	TEAM	W/L	SCORE	TEMPERATURE- CONDITIONS
12/11/77	at New England	L	10-14	14°, clear
12/12/82	at New England	L	0-3	22°, snowy
12/8/85	at Green Bay	W	34-24	23°, cloudy
12/18/88	at Pittsburgh	L	24-40	23°, overcast, light snow
12/3/89	at Kansas City	L	21-26	23°, clear
12/27/92	at New England (OT)	W	16-13	23°, clear
12/20/79	**at Pittsburgh	L	14-34	24°, hazy and clearing
12/1/02	at Buffalo	L	21-38	25°, snowy
1/1/06	at New England	W	28-26	25°, cloudy

**Playoff Game

NOTE: Coldest game in Miami was 12/24/89 vs. Kansas City (27-24 win by Chiefs): 40° and clear.

WARMEST GAMES

DATE	TEAM	W/L	SCORE	TEMPERATURE- CONDITIONS
9/8/96	at Arizona	W	38-10	101°, night and dry
10/9/88	at L.A. Raiders	W	24-14	96°, clear and dry
9/3/95	N.Y. JETS	W	52-14	94°, mostly sunny
10/9/66	at Oakland	L	10-21	93°, sunny
8/19/83	*at Washington	W	38-7	93°, fair and muggy
9/1/96	NEW ENGLAND	W	24-10	93°, mostly sunny
9/17/72	at Kansas City	W	20-10	91°, sunny
9/24/89	N.Y. JETS	L	33-40	91°, partly sunny
9/18/95	PITTSBURGH	W	23-10	91°, partly cloudy
9/28/80	NEW ORLEANS	W	21-16	90°, partly cloudy
9/4/83	at Buffalo	W	12-0	90°, sunny
9/14/86	INDIANAPOLIS	W	30-10	90°, sunny

*Preseason Game

DOLPHINS RECORD WITH 70,000-PLUS FANS

The Dolphins owned a mark of 5-6 (5-3 at home and 0-3 on the road) in 2005 in games where the attendance was greater than 70,000. Overall since the club's inception in 1966, the Dolphins have a 121-79 (.605) record in regular season games where the attendance was greater than 70,000 — 91-38 (.705) at home, 31-39 (.443) on the road and 1-2 (.333) in Super Bowls.

ALL-TIME LEADERS

(**Boldface** indicates active player)

RUSHING

PLAYER	YEARS	NO.	YDS.	AVG.	LG	TD
1. Larry Csonka	1968-74, 1979	1506	6737	4.5	54t	53
2. Ricky Williams	2002-03, 2005	943	3968	4.2	63t	31
3. Mercury Morris	1969-75	754	3877	5.1	70t	29
4. Jim Kiick	1968-74	997	3644	3.7	56	28
5. Tony Nathan	1979-87	732	3543	4.8	46	16
6. Karim Abdul-Jabbar	1996-99	888	3063	3.4	45	33
7. Mark Higgs	1990-94	702	2648	3.8	31	14
8. Delvin Williams	1978-80	643	2632	4.1	65	13
9. Andra Franklin	1981-84	622	2232	3.6	29	22
10. Benny Malone	1974-78	503	2129	4.2	66t	16
11. Lamar Smith	2000-01	622	2107	3.4	68t	20
12. Bernie Parmalee	1992-98	513	1959	3.8	47t	15
13. Lorenzo Hampton	1985-89	500	1949	3.9	54t	22
14. Sammie Smith	1989-91	509	1787	3.5	33	15
15. Woody Bennett	1980-88	424	1761	4.2	27	10
16. Don Nottingham	1973-77	365	1524	4.2	56	25
17. Norm Bulaich	1975-79	340	1498	4.4	63	17
18. Gary Davis	1976-79	318	1389	4.4	65t	7
19. Troy Stradford	1987-90	343	1332	3.9	51	10
20. Ron Davenport	1985-89	274	1127	4.1	64	13
21. Travis Minor	2001-05	258	1059	4.1	56t	8
22. Terry Kirby	1993-95	287	1037	3.6	38	9
23. Bob Griese	1967-80	261	994	3.8	35	7
24. Irving Spikes	1994-97	252	934	3.7	49	8
25. Leroy Harris	1977-78	214	929	4.3	77t	6
26. Ronnie Brown	2005	207	907	4.4	65t	4
27. Jay Fiedler	2000-04	201	834	4.1	30	11
28. David Woodley	1980-83	173	771	4.5	29	9
29. J.J. Johnson	1999-01	219	748	3.4	34	5
30. Joe Carter	1984-86	118	589	5.0	35	1
31. Sammy Morris	2004-05	148	581	3.9	35t	7
32. Stan Mitchell	1966-70	173	548	3.1	30	4
33. Joe Auer	1966-67	165	544	3.3	41	5
34. Marc Logan	1989-91	140	523	3.7	17	2
35. John Avery	1998-99	143	503	3.5	44	2
36. Bobby Humphrey	1992	102	471	4.6	21	1
37. Hubert Ginn	1970-75	101	415	4.1	46	3
38. Cecil Collins	1999	131	414	3.2	25t	2
39. David Overstreet	1983	85	392	4.6	44	1
40. Keith Byars	1993-96	98	377	3.8	77t	6
41. Sam Price	1966-68	82	313	3.8	38	1
42. Abner Haynes	1967	56	274	4.9	65t	2
43. Chris Chambers	2001-05	32	265	8.3	61	0
44. Cookie Gilchrist	1966	72	262	3.6	22	0
45. Terry Robiskie	1980-81	78	250	3.2	36	2
46. Nat Moore	1974-86	40	248	6.2	36	1
47. Steve Howell	1979-81	68	235	3.4	23	1
48. Billy Joe	1966	71	232	3.3	14	0
49. Charles Leigh	1971-73	48	228	4.8	34t	1
50. Tom Vigorito	1981-85	54	215	4.0	30t	2
Stan Winfrey	1975-77	55	215	3.9	13	1
52. Stanley Pritchett	1996-99	63	211	3.3	25	2
53. Eddie Hill	1981-84	52	209	4.0	24	1
54. Autry Denson	1999-00	59	206	3.5	20	0
55. Ronald Scott	1987	47	199	4.2	24	3
56. Jack Harper	1967-68	41	197	4.8	37	1
57. Freddie Solomon	1975-77	14	190	13.6	59t	1
58. Jerris McPhail	1996-97	23	174	7.6	71t	1
59. James McKnight	2001-03	15	172	11.5	68t	1

	PLAYER	YEARS	NO.	YDS.	AVG.	LG	TD
60.	Paul Warfield	1970-74	16	166	10.4	39	0
61.	Larry Seiple	1967-77	16	159	9.9	34	0
	Pete Johnson	1984	68	159	2.3	9	9
63.	Jim Jensen	1981-92	26	142	5.5	23	0
64.	Leonard Henry	2002-04	46	141	3.1	53	0
65.	George Wilson	1966	27	137	5.1	37	0
66.	Thurman Thomas	2000	28	136	4.9	25	0
67.	Rick Casares	1966	43	135	3.1	10	0
68.	Ray Lucas	2001-02	44	132	3.0	17	3
69.	Tony Paige	1990-92	49	131	2.7	11	3
70.	Damon Huard	1997-00	28	124	4.4	25	0
71.	Earl Morrall	1972-76	23	120	5.2	31t	1
72.	Rob Konrad	1999-04	38	114	3.0	18t	1
73.	Aaron Craver	1991-94	29	110	3.8	19	1
74.	Gene Milton	1968-69	9	108	12.0	34	0
	Mark Clayton	1983-92	14	108	7.7	30	0
76.	Robert Edwards	2002	20	107	5.4	19	1
77.	Scott Secules	1989-91	16	103	6.4	17	1
78.	Scott Mitchell	1990-93	29	99	3.4	32	0
79.	Kyle Mackey	1987	17	98	5.8	17	2
80.	Dan Marino	1983-99	301	87	0.3	15	9
81.	George Chesser	1966-67	18	77	4.3	19	0
82.	Frank Jackson	1966-67	3	70	23.3	48	0
83.	Larry Izzo	1996-00	2	65	32.5	39	0
84.	Lamar Gordon	2004	35	64	1.8	11	0
85.	Bob Torrey	1979	13	61	4.7	17	1
	Gus Frerotte	2005	27	61	2.3	14	0
87.	Clarence Bailey	1987	10	55	5.5	13	0
88.	Brock Forsey	2004	19	53	2.8	15	0
89.	O.J. McDuffie	1993-01	15	49	3.3	12	0
90.	Jim Braxton	1978	20	48	2.4	15	2
91.	Nick Giaquinto	1980-81	8	47	5.9	20	0
92.	Mark Konecny	1987	6	46	7.7	19	0
93.	John Tagliaferri	1987	13	45	3.5	7	1
94.	Lawrence Phillips	1997	18	44	2.4	8	0
95.	Bernie Kosar	1994-96	9	42	4.7	17	1
96.	Rickey Isom	1987	9	41	4.6	8	1
	Rick Norton	1966-69	19	41	2.2	13	0
98.	James Saxon	1992-94	17	36	2.1	9	0
99.	Duriel Harris	1976-83, 1985	3	33	11.0	20	0
	Matt Turk	2000-01, 2003-04	4	33	8.3	23	0
101.	Rich Diana	1982	8	31	3.9	7	0
102.	Tom Brown	1987-89	16	29	1.8	6	0
103.	John Stofa	1966-67, 1969-70	7	24	3.4	14	1
	Craig Erickson	1996-98	15	24	1.6	12	0
105.	Dedric Ward	2001-02	2	21	10.5	16	0
	Joe Cribbs	1988	5	21	4.2	11	0
107.	Don Strock	1974-87	51	20	0.4	18	2
108.	Brian Griese	2003	5	15	3.0	9	0
109.	Garrett Limbrick	1990	5	14	2.8	5	0
110.	Tom Orosz	1981-82	1	13	13.0	13	0
	Gary Tucker	1968	4	13	3.3	7	0
	A.J. Feeley	2004-05	14	13	0.7	7t	1
113.	Marlin Briscoe	1972-74	3	12	4.0	17	0
	Charles Jordan	1996-98	3	12	4.0	16	0
	Ron Moore	1998	4	12	3.0	4	0
116.	Terry Anderson	1977-78	1	11	11.0	11	0
	Terry Cole	1971	3	11	3.7	4	0
	Cleveland Gary	1994	7	11	1.6	4	0
119.	Nuu Faaola	1989	2	10	5.0	5	0
	Pete Roth	1987	3	10	3.3	9	0
121.	Vick King	2004	4	9	2.3	3	0
122.	Randy McMichael	2002-05	1	8	8.0	8	0
123.	Jimmy Hines	1969	1	7	7.0	7	0
	Hendrick Lusk	1998	1	7	7.0	7	0
	John Kidd	1994-97	2	7	3.5	4	0

	PLAYER	YEARS	NO.	YDS.	AVG.	LG	TD
126.	Todd Doxzon	1998	2	6	3.0	3	0
	Craig Ellis	1986	3	6	2.0	2	0
	Tony Martin	1989-93, 1999-00	4	6	1.5	8	0
	Dick Wood	1966	5	6	1.2	7	1
130.	Don Testerman	1980	1	5	5.0	5	0
	Wes Welker	2005	1	5	5.0	5	0
	Robert Wilson	1994-96	2	5	2.5	5	0
	Sage Rosenfels	2002-05	9	5	0.6	12	0
134.	Nate Jacquet	1998-99	1	4	4.0	4	0
135.	Fred Banks	1987-93	1	3	3.0	3	0
	Roosevelt Potts	1997	1	3	3.0	3	0
	Leslie Shepherd	2000	4	3	0.8	14	0
138.	Bruce Hardy	1978-89	1	2	2.0	2	0
	Ray Nealy	1997	1	2	2.0	2	0
140.	Jim Del Gaizo	1972, 1975	1	0	0.0	0	0
	Heath Evans	2005	1	0	0.0	0	0
	Kim Hammond	1968	1	0	0.0	0	0
	Clayton Heath	1976	1	0	0.0	0	0
	Donnie Jones	2005	1	0	0.0	0	0
	Barry Pryor	1969-70	2	0	0.0	0	0
146.	Doug Pederson	1993	2	-1	-0.5	0	0
147.	Bert Emanuel	2000	3	-2	-0.7	0	0
	Scott Zolak	1999	2	-2	-1.0	-1	0
	Obafemi Ayanbadejo	2003	1	-2	-2.0	-2	0
	Guy Benjamin	1978-79	1	-2	-2.0	-2	0
	Mike Michel	1977	1	-2	-2.0	-2	0
	Doug Moreau	1966-69	1	-2	-2.0	-2	0
153.	Jack Clancy	1967-69	3	-4	-1.3	2	0
	Irving Fryar	1993-95	3	-4	-1.3	2	0
	Steve DeBerg	1993	4	-4	-1.0	-1	0
156.	Olindo Mare	1997-05	1	-5	-5.0	-5	0
157.	George Roberts	1978-80	1	-7	-7.0	-7	0
158.	Marty Booker	2004-05	1	-8	-8.0	-8	0
	Reggie Roby	1983-92	5	-8	-1.6	0	0
160.	George Mira	1971	6	-9	-1.5	0	0
161.	Mark Duper	1982-92	1	-10	-10.0	-10	0
162.	Ferrell Edmunds	1988-92	2	-11	-5.5	-4	0
163.	Karl Noonan	1966-71	2	-20	-10.0	-9	0

PASSING

	PLAYER	YEARS	ATT.	COMP.	YDS.	PCT.	TD	INT	RATE
1.	Dan Marino	1983-99	8358	4967	61361	59.4	420	252	86.4
2.	Bob Griese	1967-80	3429	1926	25092	56.2	192	172	77.1
3.	Jay Fiedler	2000-04	1603	936	11040	58.4	66	63	76.8
4.	David Woodley	1980-83	961	508	5928	52.9	34	42	65.4
5.	Don Strock	1974-87	688	388	4613	56.4	39	37	73.5
6.	Gus Frerotte	2005	494	257	2996	52.0	18	13	71.9
7.	Earl Morrall	1972-76	284	153	2335	53.9	17	17	76.2
8.	A.J. Feeley	2004-05	356	191	1893	53.7	11	15	61.7
9.	Scott Mitchell	1990-93	241	135	1805	56.0	12	9	81.0
10.	Rick Norton	1966-69	377	156	1751	41.4	6	30	28.1
11.	Damon Huard	1997-00	288	170	1691	59.0	9	8	74.6
12.	Steve DeBerg	1993	188	113	1521	60.1	6	7	81.0
13.	Ray Lucas	2001-02	163	94	1090	57.7	4	6	70.8
14.	Dick Wood	1966	230	83	989	36.1	4	14	30.5
15.	Bernie Kosar	1994-96	152	105	987	69.1	5	6	74.7
16.	Craig Erickson	1996-98	127	68	945	53.5	4	3	78.4
17.	John Stofa	1966-67, 1969-70	135	61	862	45.2	7	6	65.1
18.	Brian Griese	2003	130	74	813	56.9	5	6	69.2
19.	Sage Rosenfels	2002-05	109	54	776	49.5	6	6	68.4
20.	George Wilson, Jr.	1966	112	46	764	41.1	5	10	42.4
21.	Kyle Mackey	1987	109	57	604	52.3	3	5	58.8
22.	Scott Secules	1989-92	70	33	393	47.1	2	5	68.3
23.	Jim Del Gaizo	1972, 1975	9	5	165	55.6	2	1	100.5
24.	George Mira	1971	30	11	159	36.7	1	1	51.9

	PLAYER	YEARS	ATT.	COMP.	YDS.	PCT.	TD	INT	RATE
25.	Ron Jaworski	1987-88	14	9	123	64.3	1	0	116.1
26.	Guy Benjamin	1978-79	12	9	119	75.0	1	1	99.0
27.	Kim Hammond	1968	26	13	116	50.0	0	2	30.3
28.	Jim Jensen	1981-92	7	4	102	57.1	2	0	141.4
29.	Marlin Briscoe	1972-74	3	3	72	100.0	0	0	118.8
30.	Larry Seiple	1967-77	3	3	69	100.0	0	0	118.8
31.	Tony Nathan	1979-87	8	4	61	50.0	1	0	115.1
32.	Marty Booker	2004-05	2	1	48	100.0	0	0	95.8
	Mark Clayton	1983-92	2	1	48	50.0	1	0	135.4
34.	Doug Pederson	1993	8	4	41	50.0	0	0	65.1
35.	Terry Kirby	1993-95	1	1	31	100.0	1	0	158.3
36.	Jim Kiick	1968-74	2	1	25	50.0	0	0	95.8
37.	Jack Clancy	1967-69	1	1	17	100.0	0	0	118.8
38.	Eddie Hill	1981-84	1	1	14	100.0	0	0	118.8
39.	Keith Byars	1993-96	2	1	11	50.0	1	0	106.3
	Archie Roberts	1967	10	5	11	50.0	0	1	52.3
41.	Scott Stankavage	1987	7	4	8	57.1	0	1	22.6
42.	Troy Stradford	1987-90	2	1	6	50.0	0	0	56.3
43.	Bruce Hardy	1978-89	1	0	0	0.0	0	0	39.6
	Booth Lusteg	1967	1	0	0	0.0	0	0	39.6
	Tony Martin	1989-93, 1999-00	1	0	0	0.0	0	0	39.6
	Dan McGwire	1995	1	0	0	0.0	0	0	39.6
	Nat Moore	1978-89	1	0	0	0.0	0	0	39.6
	Lamar Smith	2000-01	1	0	0	0.0	0	0	39.6
	Freddie Solomon	1975-77	1	0	0	0.0	0	0	39.6
	Delvin Williams	1978-80	3	0	0	0.0	0	0	39.6
	Scott Zolak	1999	4	0	0	0.0	0	0	39.6

RECEIVING

	PLAYER	YEARS	NO.	YDS.	AVG.	LG	TD
1.	Mark Clayton	1983-92	550	8643	15.7	78t	81
2.	Mark Duper	1982-92	511	8869	17.4	85t	59
3.	Nat Moore	1974-86	510	7547	14.8	79t	74
4.	O.J. McDuffie	1993-01	415	5074	12.2	61t	29
5.	Tony Nathan	1979-87	383	3592	9.4	73	16
6.	Chris Chambers	2001-05	315	4596	14.6	77t	39
7.	Duriel Harris	1976-83, 1985	269	4534	16.9	64t	18
8.	Bruce Hardy	1978-89	256	2455	9.6	31	25
9.	Jim Jensen	1981-92	229	2171	9.5	31	19
10.	Oronde Gadsden	1998-03	227	3252	14.3	62	22
11.	Randy McMichael	2002-05	221	2456	11.1	46	15
12.	Jim Kiick	1968-74	221	2210	10.0	53t	3
13.	Howard Twilley	1966-76	212	3064	14.5	44	23
14.	Tony Martin	1989-93, 1999-00	202	3152	15.6	80t	14
15.	Irving Fryar	1993-95	199	3190	16.0	67t	20
16.	Keith Byars	1993-96	166	1433	8.6	34	10
17.	Troy Stradford	1987-90	159	1373	8.6	36	2
18.	Paul Warfield	1970-74	156	3355	21.5	86t	33
19.	Terry Kirby	1993-95	155	1646	10.6	47	6
20.	Keith Jackson	1992-94	146	1880	12.9	57t	18
21.	Bernie Parmalee	1992-98	144	1306	9.1	35	3
22.	Tony Paige	1990-92	140	1115	8.0	30	6
23.	Karl Noonan	1966-71	136	1808	13.2	51t	17
24.	Troy Drayton	1996-99	127	1511	11.9	51	8
25.	Lorenzo Hampton	1985-89	123	954	7.8	39t	6
26.	Jim Mandich	1970-77	121	1406	11.6	44	23
27.	Ferrell Edmunds	1988-92	117	1612	13.8	80t	10
28.	Ricky Williams	2002-03, 2005	114	807	7.1	59	2
29.	Joe Rose	1980-85	112	1493	13.3	50	13
30.	Rob Konrad	1999-04	111	854	7.7	25	6
31.	Norm Bulaich	1975-79	109	751	6.9	59t	6
32.	James McKnight	2001-03	107	1497	14.0	80t	7
33.	Fred Banks	1987-93	99	1555	15.7	61	8
34.	Stanley Pritchett	1996-99	98	798	8.1	74t	6
35.	Dan Johnson	1983-87	94	1012	10.8	61t	16
36.	Jimmy Cefalo	1978-84	93	1739	18.7	69t	13

	PLAYER	YEARS	NO.	YDS.	AVG.	LG	TD
	Ron Davenport	1985-89	93	801	8.6	29	4
38.	Larry Csonka	1968-74, 1979	91	688	7.6	65	4
39.	Marty Booker	2004-05	89	1324	14.9	60t	4
40.	Mark Ingram	1993-94	88	1213	13.8	77t	12
	Jack Clancy	1967-69	88	1157	13.1	50	3
42.	Lamar Thomas	1996-00	81	1171	14.5	56t	8
43.	Karim Abdul-Jabbar	1996-99	77	527	6.8	36t	1
44.	Gary Davis	1976-79	74	592	8.0	34	1
45.	Doug Moreau	1966-69	73	926	12.7	43	6
46.	Larry Seiple	1967-77	72	935	13.0	41t	7
47.	Delvin Williams	1978-80	70	574	8.2	42	1
48.	Andre Tillman	1975-78	66	757	11.5	37t	6
49.	Freddie Solomon	1975-77	61	973	16.0	58t	5
	Lamar Smith	2000-01	61	435	7.1	65t	4
51.	Tom Vigorito	1981-85	59	439	7.4	31t	2
52.	James Pruitt	1986-88, 1990-91	58	942	16.2	37	8
53.	Marlin Briscoe	1972-74	57	858	15.1	53	7
54.	Jerris McPhail	1996-97	54	544	10.1	52	1
	Bobby Humphrey	1992	54	507	9.4	26	1
56.	Fred Barnett	1996-97	53	728	13.7	66	4
57.	Derrius Thompson	2003-04	49	718	14.7	36	4
58.	Marv Fleming	1970-74	48	523	10.9	36	4
59.	Travis Minor	2001-05	47	351	7.5	29	1
60.	Mercury Morris	1969-75	46	491	10.7	50	1
61.	Eric Green	1995	43	499	11.6	31t	3
62.	Stan Mitchell	1966-70	42	533	12.6	48	5
63.	Joe Auer	1966-67	40	481	12.0	68t	6
	Dedric Ward	2001-02	40	381	9.5	22	0
	Ed Perry	1997-04	39	308	7.9	46	2
	Woody Bennett	1980-89	39	295	7.6	27	3
67.	Gary Clark	1995	37	525	14.2	42t	2
	Mark Higgs	1990-94	37	294	7.9	21	0
69.	Charles Jordan	1996-98	36	640	17.8	44t	3
70.	Leslie Shepherd	2000	35	446	12.7	46t	4
71.	Jed Weaver	2000-02	34	469	13.8	41	5
72.	Randal Hill	1991, 1995-96	33	669	20.3	61	4
73.	Sammie Smith	1989-91	32	310	9.7	53t	1
	Aaron Craver	1991-94	32	304	9.5	28	0
	Leroy Harris	1977-78	32	240	7.5	57	0
	Ronnie Brown	2005	32	232	7.3	38	1
	James Saxon	1992-94	32	192	6.0	25	0
78.	Nick Giaquinto	1980-81	31	230	7.4	25	2
79.	Greg Baty	1990-94	30	377	12.6	32	4
	Sammy Morris	2004-05	30	178	5.9	24	0
81.	Wes Welker	2004-05	29	434	15.0	47	0
	J.J. Johnson	1999-01	29	182	6.3	17	0
83.	Andre Brown	1989-90	27	459	17.0	48t	5
	Dave Kocourek	1966	27	320	11.9	43	2
85.	Bo Roberson	1966	26	519	20.0	80t	2
86.	Frank Jackson	1966-67	25	439	17.6	48	3
	Don Nottingham	1973-77	25	213	8.5	29	0
	Ronnie Lee	1979-82, 1984-89	25	167	6.7	41	3
89.	Irving Spikes	1994-97	24	185	7.7	24	2
90.	Gene Milton	1968-69	21	322	15.3	49	1
	Mike Williams	1992-95	21	292	13.9	29	0
	Scott Miller	1991-96	21	274	13.0	27	1
93.	Bryan Gilmore	2004-05	20	311	15.6	44t	2
	Donald Lee	2003-04	20	220	11.0	25	2
95.	Scott Schwedes	1987-90	19	370	19.5	65t	2
	Brett Perriman	1997	19	309	16.3	26	1
97.	Otto Stowe	1971-72	18	344	19.1	49	3
	Yatil Green	1997-99	18	234	13.0	27	0
	Autry Denson	1999-00	18	133	7.4	28	0
	Robert Edwards	2002	18	126	7.0	14	1
	Hunter Goodwin	1999-01	18	118	6.6	14	1
	Eddie Hill	1981-84	18	106	5.9	16	1

	PLAYER	YEARS	NO.	YDS.	AVG.	LG	TD
103.	Benny Malone	1974-78	17	234	13.8	43	0
104.	Billy Joe	1966	16	317	19.8	67	2
	Thurman Thomas	2000	16	117	7.3	15	1
	Abner Haynes	1967	16	100	6.3	22	0
107.	Tom Brown	1987-89	14	123	8.8	23	0
108.	Cookie Gilchrist	1966	13	116	8.9	22	1
	Lamar Gordon	2004	13	74	5.7	25	0
	Terry Robiskie	1980-81	13	60	4.6	15	0
111.	John Tagliaferri	1987	12	117	9.8	27	0
	Marc Logan	1989-91	12	88	7.3	12	0
	Obafemi Ayanbadejo	2003	12	53	4.4	12	0
114.	Jack Harper	1967-68	11	212	19.3	40	3
	John Roderick	1966	11	156	14.2	64	1
	Jim Cox	1968	11	147	13.4	30	0
	Joe Carter	1984-86	11	66	6.0	15	0
118.	Preston Carpenter	1966	10	127	12.7	42	0
	Sam Price	1966-68	10	70	7.0	27	1
	John Avery	1998-99	10	67	6.7	19t	1
121.	Nate Jacquet	1998-99	9	140	15.6	29	0
	Leland Douglas	1987	9	92	10.2	17	1
	Hubert Ginn	1970-75	9	49	5.4	23	0
124.	Jeff Ogden	2000-01	8	97	12.1	18	1
	Cris Carter	2002	8	66	8.3	15	1
	Lawrence Sampleton	1987	8	64	8.0	19	0
	Steve Howell	1979-81	8	61	7.6	13	0
	David Overstreet	1983	8	55	6.9	20	2
	Lorenzo Diamond	2005	8	54	6.8	18	0
	Rick Casares	1966	8	45	5.6	20	1
131.	Bert Emanuel	2000	7	132	18.9	53t	1
	Eddie Chavis	1987	7	108	15.4	27	0
	Loaird McCreary	1976-78	7	88	12.6	30	3
	Brian Manning	1997	7	85	12.1	21	0
	Bill Cronin	1966	7	83	11.9	21	1
	Willie Richardson	1970	7	67	9.6	27	1
137.	Vince Heflin	1982-85	6	98	16.3	46t	1
	Stan Winfrey	1975-77	6	55	9.2	16	1
	David Lewis	1987	6	53	8.8	22	1
	Cecil Collins	1999	6	32	5.3	12	0
	Andra Franklin	1981-84	6	15	2.5	6	1
142.	Damon Reilly	1987	5	70	14.0	20	0
	Ronnie Williams	1993-95	5	54	10.8	17	0
144.	Mel Baker	1974	4	121	30.0	46t	2
	Elmer Bailey	1980-81	4	105	26.3	39	0
	David Boston	2004-05	4	80	20.0	54	0
	Brett Carolan	1996	4	48	12.0	21	1
	Jim Braxton	1978	4	47	11.8	19	0
	Tom Boutwell	1969	4	29	7.3	12	0
	Garrett Limbrick	1990	4	23	5.8	9	0
	Heath Evans	2005	4	17	4.3	5	0
	Jamar Martin	2004	4	15	3.8	7	0
	Charles Leigh	1971-73	4	9	2.3	7	0
154.	Robert Clark	1992	3	59	19.7	45	0
	Gene Mingo	1966-67	3	40	13.3	9	0
	Bill Darnall	1968-69	3	38	12.7	13	0
	Roosevelt Potts	1997	3	27	9.0	13	0
	Leonard Henry	2002-04	3	12	4.0	7	0
	Robert Wilson	1994-96	3	8	2.7	3t	1
160.	Kendall Newson	2003-05	2	55	27.5	37	0
	Ron Sellers	1973	2	54	27.0	42	0
	Mike Caterbone	1987	2	46	23.0	30	0
	Desmond Clark	2002	2	42	21.0	26	0
	Jim Mertens	1969	2	26	13.0	15	0
	Jimmy Hines	1969	2	23	11.5	22	0
	Rich Diana	1982	2	21	10.5	13	0
	David Woodley	1980-83	2	21	10.5	15t	1
	Cleveland Gary	1994	2	19	9.5	11	0

	PLAYER	YEARS	NO.	YDS.	AVG.	LG	TD
	Kevin McKenzie	1999	2	18	9.0	13	0
	Charles Henry	1991	2	17	8.5	9	0
	Brian Kinchen	1988-90	2	15	7.5	12	0
	Deon Dyer	2000-02	2	14	7.0	13	0
	Willie Smith	1987	2	13	6.5	8	1
	Ronald Scott	1987	2	7	3.5	5	0
	Bob Torrey	1979	2	3	1.5	8	0
	Barry Pryor	1969-70	2	-3	-1.5	0	0
177.	Bo Rather	1973, 1978	1	39	39.0	39	0
	Wes Matthews	1966	1	20	20.0	20	0
	Tom Beier	1967, 1969	1	19	19.0	19	0
	Robert Baker	1999-02	1	17	17.0	17	0
	Mike Holmes	1976	1	11	11.0	11	0
	Ricky Isom	1987	1	11	11.0	11	0
	Keith Sims	1990-97	1	9	9.0	9	0
	Dick Anderson	1968-77	1	8	8.0	8	0
	Ronald Bellamy	2004	1	8	8.0	8	0
	Nuu Faaola	1989	1	8	8.0	8	0
	Vick King	2004	1	8	8.0	8	0
	Vern Den Herder	1971-81	1	7	7.0	7t	1
	Lawrence Phillips	1997	1	6	6.0	6	0
	George Farmer	1987	1	5	5.0	5	0
	George Chesser	1966-67	1	4	4.0	4	0
	Dewayne Dotson	1994-95, 1997	1	4	4.0	4	0
	Doug Easlick	2004	1	4	4.0	4	0
	Alex Holmes	2005	1	2	2.0	2	0
	Frank Wainright	1995-98	1	2	2.0	2t	1
	Will Heller	2005	1	1	1.0	1t	1
	Ron Moore	1998	1	1	1.0	1	0
	Damon Huard	1997-00	1	0	0.0	0	0
	Dan Marino	1983-99	1	-6	-6.0	-6	0

SCORING

	PLAYER	YEARS	TD	TDR	TDP	TDRT	FG	PAT	PTS.
1.	Olindo Mare	1997-05	0	0	0	0	219	291	948
2.	Garo Yepremian	1970-78	0	0	0	0	165	335	830
3.	Pete Stoyanovich	1989-95	0	0	0	0	176	246	774
4.	Uwe von Schamann	1979-84	0	0	0	0	101	237	540
5.	Mark Clayton	1983-92	82	0	81	1	0	0	492
6.	Nat Moore	1974-86	75	1	74	0	0	0	450
7.	Mark Duper	1982-92	59	0	59	0	0	0	354
8.	Larry Csonka	1968-74, 1979	57	53	4	0	0	0	342
9.	Fuad Reveiz	1985-88	0	0	0	0	53	161	320
10.	Chris Chambers	2001-05	39	0	39	0	0	0	236#
11.	Karim Abdul-Jabbar	1996-99	34	33	1	0	0	0	204
12.	Mercury Morris	1969-75	33	29	1	3	0	0	198
	Tony Nathan	1979-87	33	16	16	1	0	0	198
	Paul Warfield	1970-74	33	0	33	0	0	0	198
	Ricky Williams	2002-03, 2005	33	31	2	0	0	0	198
16.	O.J. McDuffie	1993-01	32	0	29	3	0	0	194#
17.	Jim Kiick	1968-74	31	28	3	0	0	0	186
18.	Lorenzo Hampton	1985-89	28	22	6	0	0	0	168
19.	Bruce Hardy	1978-89	25	0	25	0	0	0	150
	Don Nottingham	1973-77	25	25	0	0	0	0	150
21.	Lamar Smith	2000-01	24	20	4	0	0	0	144
22.	Norm Bulaich	1975-79	23	17	6	0	0	0	138
	Andra Franklin	1981-84	23	22	1	0	0	0	138
	Jim Mandich	1970-77	23	0	23	0	0	0	138
	Howard Twilley	1966-76	23	0	23	0	0	0	138
	Oronde Gadsden	1998-03	22	0	22	0	0	0	132
27.	Irving Fryar	1993-95	20	0	20	0	0	0	124##
28.	Jim Jensen	1981-92	19	0	19	0	0	0	114
29.	Keith Jackson	1992-94	18	0	18	0	0	0	110#
	Bernie Parmalee	1992-98	18	15	3	0	0	0	110#
31.	Duriel Harris	1976-83, 1985	18	0	18	0	0	0	108
32.	Ron Davenport	1985-89	17	13	4	0	0	0	102

	PLAYER	YEARS	TD	TDR	TDP	TDRT	FG	PAT	PTS.
	Karl Noonan	1966-71	17	0	17	0	0	0	102
34.	Randy McMichael	2002-05	16	0	15	1	0	0	98#
35.	Keith Byars	1993-96	16	6	10	0	0	0	96
	Dan Johnson	1983-87	16	0	16	0	0	0	96
	Benny Malone	1974-78	16	16	0	0	0	0	96
	Sammie Smith	1989-91	16	15	1	0	0	0	96
39.	Terry Kirby	1993-95	15	9	6	0	0	0	92#
40.	Mark Higgs	1990-94	15	14	0	1	0	0	90
41.	Joe Nedney	1996-97	0	0	0	0	18	35	89
42.	Tony Martin	1989-93, 1999-00	14	0	14	0	0	0	84
	Delvin Williams	1978-80	14	13	1	0	0	0	84
44.	Woody Bennett	1980-88	13	10	3	0	0	0	78
	Jimmy Cefalo	1978-84	13	0	13	0	0	0	78
	Joe Rose	1980-85	13	0	13	0	0	0	78
47.	Joe Auer	1966-67	12	5	6	1	0	0	72
	Mark Ingram	1993-94	12	0	12	0	0	0	72
	Troy Stradford	1987-90	12	10	2	0	0	0	72
50.	Karl Kremser	1969-70	0	0	0	0	13	28	67
51.	Jay Fiedler	2000-04	11	11	0	0	0	0	66
52.	Gene Mingo	1966-67	0	0	0	0	11	32	65
	Ferrell Edmunds	1988-92	10	0	10	0	0	0	60
	Travis Minor	2001-05	10	8	1	1	0	0	60
	Irving Spikes	1994-97	10	8	2	0	0	0	60
	David Woodley	1980-83	10	9	1	0	0	0	60
57.	Pete Johnson	1984	9	9	0	0	0	0	54
	Dan Marino	1983-99	9	9	0	0	0	0	54
	Stan Mitchell	1966-70	9	4	5	0	0	0	54
	Tony Paige	1990-92	9	3	6	0	0	0	54
	James Pruitt	1986-88, 1990-91	9	0	8	1	0	0	54
	Freddie Solomon	1975-77	9	1	5	3	0	0	54
63.	Jimmy Keyes	1968-69	0	0	0	0	7	30	51
64.	Troy Drayton	1996-99	8	0	8	0	0	0	50#
	James McKnight	2001-03	8	1	7	0	0	0	50#
66.	Fred Banks	1987-93	8	0	8	0	0	0	48
	Gary Davis	1976-79	8	7	1	0	0	0	48
	Stanley Pritchett	1996-99	8	2	6	0	0	0	48
	Lamar Thomas	1996-00	8	0	8	0	0	0	48
70.	Doug Moreau	1966-69	6	0	6	0	1	6	45
71.	Marlin Briscoe	1972-74	7	0	7	0	0	0	42
	Bob Griesse	1967-80	7	7	0	0	0	0	42
	Rob Konrad	1999-04	7	1	6	0	0	0	42
	Sammy Morris	2004-05	7	7	0	0	0	0	42
	Larry Seiple	1966-67	7	0	7	0	0	0	42
76.	Booth Lusteg	1967	0	0	0	0	7	18	39
77.	Leroy Harris	1977-78	6	6	0	0	0	0	36
	Andre Tillman	1975-78	6	0	6	0	0	0	36
	Tommy Vigorito	1981-85	6	2	2	2	0	0	36
80.	Jason Taylor	1997-05	5	0	0	5	0	0	34**
81.	Andre Brown	1989-90	5	0	5	0	0	0	30
	Ronnie Brown	2005	5	4	1	0	0	0	30
	J.J. Johnson	1999-01	5	5	0	0	0	0	30
	Jed Weaver	2000-02	5	0	5	0	0	0	30
85.	Dick Anderson	1968-77	4	0	0	4	0	0	24
	Fred Barnett	1996-97	4	0	4	0	0	0	24
	Greg Baty	1991-94	4	0	4	0	0	0	24
	Marty Booker	2004-05	4	0	4	0	0	0	24
	Terrell Buckley	1995-99, 2003	4	0	0	4	0	0	24
	Marv Fleming	1970-74	4	0	4	0	0	0	24
	Jack Harper	1967-68	4	1	3	0	0	0	24
	Randal Hill	1991, 1995-96	4	0	4	0	0	0	24
	Marc Logan	1989-91	4	2	0	2	0	0	24
	Leslie Shepherd	2000	4	0	4	0	0	0	24
	Zach Thomas	1996-05	4	0	0	4	0	0	24
	Derrius Thompson	2003-04	4	0	4	0	0	0	24

	PLAYER	YEARS	TD	TDR	TDP	TDRT	FG	PAT	PTS.
97.	Willie Beecher	1987	0	0	0	0	3	12	21
98.	Eric Green	1995	3	0	3	0	0	0	20#
	Sam Madison	1997-05	3	0	0	3	0	0	20*
100.	John Avery	1998-99	3	2	1	0	0	0	18
	Jack Clancy	1967-69	3	0	3	0	0	0	18
	Tony Franklin	1988	0	0	0	0	4	6	18
	Nick Giaquinto	1980-81	3	0	2	1	0	0	18
	Hubert Ginn	1970-75	3	3	0	0	0	0	18
	Frank Jackson	1966-67	3	0	3	0	0	0	18
	Charles Jordan	1996-98	3	0	3	0	0	0	18
	Mike Kozlowski	1979-86	3	0	0	3	0	0	18
	Ronnie Lee	1979-82,	3	0	3	0	0	0	18
		1984-89							
	Ray Lucas	2001-02	3	3	0	0	0	0	18
	Loaird McCreary	1976-78	3	0	3	0	0	0	18
	Lloyd Mumphord	1969-74	3	0	0	3	0	0	18
	David Overstreet	1983	3	1	2	0	0	0	18
	Scott Schwedes	1987-90	3	0	2	1	0	0	18
	Ronald Scott	1987	3	3	0	0	0	0	18
	Otto Stowe	1971-72	3	0	3	0	0	0	18
116.	Matt Bryant	2004	0	0	0	0	3	7	16
117.	Tim Foley	1970-80	2	0	0	2	0	0	14*
	Billy Joe	1966	2	0	2	0	0	0	14#
119.	Mel Baker	1974	2	0	2	0	0	0	12
	Charlie Baumann	1991	0	0	0	0	2	6	12
	Bob Baumhower	1977-86	2	0	0	2	0	0	12
	Jim Braxton	1978	2	2	0	0	0	0	12
	Gary Clark	1995	2	0	2	0	0	0	12
	Cecil Collins	1999	2	2	0	0	0	0	12
	Robert Edwards	2002	2	1	1	0	0	0	12
	Bryan Gilmore	2004-05	2	0	2	0	0	0	12
	Abner Haynes	1967	2	2	0	0	0	0	12
	Eddie Hill	1981-84	2	1	1	0	0	0	12
	Liffort Hobley	1987-93	2	0	0	2	0	0	12
	Bobby Humphrey	1992	2	1	1	0	0	0	12
	William Judson	1982-89	2	0	0	2	0	0	12
	Dave Kocourek	1966	2	0	2	0	0	0	12
	Donald Lee	2003-04	2	0	2	0	0	0	12
	Kyle Mackey	1987	2	2	0	0	0	0	12
	Brock Marion	1998-03	2	0	0	2	0	0	12
	Don McNeal	1980-89	2	0	0	2	0	0	12
	Jerris McPhail	1996-97	2	1	1	0	0	0	12
	Scott Miller	1991-96	2	0	1	1	0	0	12
	Jeff Ogden	2000-01	2	0	1	1	0	0	12
	Louis Oliver	1989-93,	2	0	0	2	0	0	12
		1995-96							
	Ed Perry	1997-04	2	0	2	0	0	0	12
	Sam Price	1966-68	2	1	1	0	0	0	12
	Bo Roberson	1966	2	0	2	0	0	0	12
	Terry Robiskie	1980-81	2	2	0	0	0	0	12
	Bill Stanfill	1969-76	2	0	0	2	0	0	12
	Don Strock	1974-87	2	2	0	0	0	0	12
	Patrick Surtain	1998-04	2	0	0	2	0	0	12
	Troy Vincent	1992-95	2	0	0	2	0	0	12
	Jimmy Warren	1966-67	2	0	0	2	0	0	12
	Dick Westmoreland	1966-69	2	0	0	2	0	0	12
	Stan Winfrey	1975-77	2	1	1	0	0	0	12
152.	Wes Welker	2004-05	1	0	0	1	1	1	10
153.	Bill Gramatica	2004	0	0	0	0	3	0	9
154.	Kim Bokamper	1977-85	1	0	0	1	0	0	8*
	Curtis Johnson	1970-78	1	0	0	1	0	0	8*
156.	Don Bessillieu	1979-81	1	0	0	1	0	0	6
	Glenn Blackwood	1979-87	1	0	0	1	0	0	6
	Tim Bowens	1994-04	1	0	0	1	0	0	6
	J.B. Brown	1989-96	1	0	0	1	0	0	6
	Bob Brudzinski	1981-89	1	0	0	1	0	0	6

PLAYER	YEARS	TD	TDR	TDP	TDRT	FG	PAT	PTS.
Nick Buoniconti	1969-76	1	0	0	1	0	0	6
Brett Carolan	1996	1	0	1	0	0	0	6
Cris Carter	2002	1	0	1	0	0	0	6
Joe Carter	1984-86	1	1	0	0	0	0	6
Rick Casares	1966	1	0	1	0	0	0	6
Aaron Craver	1991-94	1	1	0	0	0	0	6
Bill Cronin	1966	1	0	1	0	0	0	6
Vern Den Herder	1971-81	1	0	1	0	0	0	6
Leland Douglas	1987	1	0	1	0	0	0	6
Bert Emanuel	2000	1	0	1	0	0	0	6
Frank Emanuel	1968-69	1	0	0	1	0	0	6
Tom Erlandson	1966-67	1	0	0	1	0	0	6
A.J. Feeley	2004-05	1	1	0	0	0	0	6
Trent Gamble	2000-03	1	0	0	1	0	0	6
Cookie Gilchrist	1966	1	0	1	0	0	0	6
Kerry Glenn	1990-92	1	0	0	1	0	0	6
Hunter Goodwin	1999-01	1	0	1	0	0	0	6
Vince Heflin	1982-85	1	0	1	0	0	0	6
Will Heller	2005	1	0	1	0	0	0	6
Sean Hill	1994-96	1	0	0	1	0	0	6
Trell Hooper	1987	1	0	0	1	0	0	6
Steve Howell	1979-81	1	1	0	0	0	0	6
Ricky Isom	1987	1	1	0	0	0	0	6
Calvin Jackson	1994-99	1	0	0	1	0	0	6
Vestee Jackson	1991-93	1	0	0	1	0	0	6
Pete Jaquess	1966-67	1	0	0	1	0	0	6
Pat Johnson	1995	1	0	0	1	0	0	6
Robert Jones	1998-00	1	0	0	1	0	0	6
Chuck Klingbeil	1991-95	1	0	0	1	0	0	6
Bernie Kosar	1994-96	1	1	0	0	0	0	6
Charles Leigh	1971-73	1	1	0	0	0	0	6
David Lewis	1987	1	0	1	0	0	0	6
Gene Milton	1968-69	1	0	1	0	0	0	6
Kenny Mixon	1998-01	1	0	0	1	0	0	6
Earl Morrall	1972-76	1	1	0	0	0	0	6
Cliff Odom	1990-93	1	0	0	1	0	0	6
Brett Perriman	1997	1	0	1	0	0	0	6
Derrick Pope	2004-05	1	0	0	1	0	0	6
Willie Richardson	1970	1	0	1	0	0	0	6
John Roderick	1966	1	0	1	0	0	0	6
Jake Scott	1970-75	1	0	0	1	0	0	6
Scott Secules	1989-92	1	1	0	0	0	0	6
Gerald Small	1978-83	1	0	0	1	0	0	6
Willie Smith	1987	1	0	1	0	0	0	6
Brian Sochia	1986-91	1	0	0	1	0	0	6
John Stofa	1966-67, 1969-70	1	1	0	0	0	0	6
John Tagliaferri	1987	1	1	0	0	0	0	6
Norris Thomas	1977-79	1	0	0	1	0	0	6
Thurman Thomas	2000	1	0	1	0	0	0	6
Bob Torrey	1979	1	1	0	0	0	0	6
Frank Wainright	1995-98	1	0	1	0	0	0	6
Fulton Walker	1981-84	1	0	0	1	0	0	6
Willie West	1966-68	1	0	0	1	0	0	6
Jarvis Williams	1988-93	1	0	0	1	0	0	6
Robert Wilson	1994-96	1	0	1	0	0	0	6
Dick Wood	1966	1	1	0	0	0	0	6
217. Van Tiffin	1987	0	0	0	0	0	4	4
218. Kevin Carter	2005	0	0	0	0	0	0	2*
Mike Charles	1983-86	0	0	0	0	0	0	2*
Aaron Craver	1991-94	0	0	0	0	0	0	2#
A.J. Duhe	1977-84	0	0	0	0	0	0	2*
Larry Gordon	1976-82	0	0	0	0	0	0	2*
Jermaine Haley	2000-02	0	0	0	0	0	0	2*
Reggie Howard	2004-05	0	0	0	0	0	0	2*
Sammy Knight	2003-04	0	0	0	0	0	0	2*

PLAYER	YEARS	TD	TDR	TDP	TDRT	FG	PAT	PTS.
Don Reese	1974-76	0	0	0	0	0	0	2*
George Wilson	1966	0	0	0	0	0	0	2#

* — safety # — two point conversion

INTERCEPTIONS

PLAYER	YEARS	NO.	YDS.	AVG.	LG	TD
1. Jake Scott	1970-75	35	425	12.1	47	0
2. Dick Anderson	1968-77	34	792	23.3	96t	3
3. Sam Madison	1997-05	31	487	15.7	42	2
4. Glenn Blackwood	1979-87	29	398	13.7	50	1
Patrick Surtain	1998-04	29	298	10.3	43	2
6. Louis Oliver	1989-93, 1995-96	24	569	23.7	103t	2
Terrell Buckley	1995-99, 2003	24	425	17.7	91t	3
William Judson	1982-89	24	368	15.3	61t	2
9. Gerald Small	1978-83	23	378	16.4	46t	1
10. Curtis Johnson	1970-78	22	150	6.8	34	0
Tim Foley	1970-80	22	96	4.4	18	0
12. Brock Marion	1998-03	20	431	21.6	100t	2
13. Don McNeal	1980-89	18	163	9.1	30	2
14. J.B. Brown	1989-96	16	293	18.3	48	1
Zach Thomas	1996-05	16	174	10.9	34t	4
16. Dick Westmoreland	1966-69	15	236	15.7	42	1
17. Troy Vincent	1992-95	14	284	20.3	69	2
Jarvis Williams	1988-93	14	216	15.4	42	1
Lloyd Mumphord	1969-74	14	187	13.4	51	2
Lyle Blackwood	1981-86	14	175	12.5	45	0
Earnie Rhone	1975-84	14	110	7.9	16	0
22. Willie West	1966-68	13	180	13.8	32	0
Paul Lankford	1982-91	13	89	6.7	44	0
24. Charlie Babb	1972-79	12	141	11.8	36	0
Brian Walker	1997-98, 2000-01	12	92	7.7	31	0
26. Jimmy Warren	1966-69	11	247	22.5	70t	2
27. Mike Kozlowski	1979-86	8	172	21.5	38t	2
Larry Gordon	1976-82	8	121	15.1	36	0
Bob Matheson	1971-79	8	111	13.9	34	0
Nick Buoniconti	1969-76	8	89	11.1	24	0
31. Sammy Knight	2003-04	7	130	18.6	70	0
Norris Thomas	1977-79	7	115	16.4	53t	1
33. Bud Brown	1984-88	6	96	16.0	53	0
Kim Bokamper	1977-85	6	55	9.2	24t	1
John Bramlett	1977-85	6	49	8.2	22	0
36. Bob Petrella	1966-71	5	104	20.8	33	0
Neal Colzie	1979	5	86	17.2	56	0
Mike Kolen	1970-77	5	85	17.0	29	0
Liffort Hobley	1987-93	5	61	12.2	22	0
Fulton Walker	1981-84	5	61	12.2	30	0
Arturo Freeman	2000-04	5	59	11.8	47	0
Bob Brudzinski	1981-89	5	46	9.2	19	0
Rick Volk	1977-78	5	42	8.4	24	0
Shawn Wooden	1996-99, 2001-04	5	25	5.0	15	0
Doug Swift	1970-75	5	17	3.4	12	0
Don Bessillieu	1979-81	5	13	2.6	12	0
47. Calvin Jackson	1994-99	4	105	26.3	61t	1
Lance Schulters	2005	4	78	19.5	37	0
Tom Erlandson	1966-67	4	68	17.0	37	1
John Offerdahl	1986-93	4	44	11.0	28	0
Tim McKyer	1990	4	40	10.0	21	0
Gene Atkins	1994-96	4	24	6.0	18	0
Michael Stewart	1994-96	4	11	2.8	11	0
Jason Taylor	1997-05	4	3	0.8	4	0
55. Vestee Jackson	1991-93	3	63	21.0	30t	1
Ed Taylor	1979-82	3	55	18.3	44	0
Rodney Thomas	1988-90	3	52	17.3	48	0
Frank Emanuel	1968-69	3	46	15.3	24	0
Bryan Cox	1991-95	3	38	12.7	26	0
Travares Tillman	2005	3	38	12.7	22	0

	PLAYER	YEARS	NO.	YDS.	AVG.	LG	TD
	Wahoo McDaniel	1966-68	3	35	11.7	20	0
	Derrick Rodgers	1997-02	3	33	11.0	21	0
	Jerry Wilson	1996-00	3	32	10.7	19	0
	Steve Towle	1975-80	3	30	10.0	16	0
	Pete Jaquess	1966-67	3	27	9.0	27	1
	Mark Brown	1983-88	3	18	6.0	13	0
	A.J. Duhe	1977-84	3	18	6.0	11	0
	Ed Weisacosky	1968-70	3	10	3.3	7	0
	Aubrey Beavers	1994-95	3	8	2.7	8	0
70.	Donovan Rose	1986-87	2	63	31.5	36	0
	Rusty Chambers	1976-80	2	53	26.5	49	0
	Dwight Hollier	1992-99	2	47	24.5	36	0
	Ken Ellis	1976	2	40	20.0	40	0
	Bobby Harden	1990-93	2	39	19.5	22	0
	Robert Sowell	1983-85, 1987	2	36	18.0	29	0
	Bill Stanfill	1969-76	2	32	16.0	17t	2
	Kerry Glenn	1990-92	2	31	15.5	31t	1
	Jamar Fletcher	2001-03	2	30	15.0	30	0
	Henry Stuckey	1972-74	2	25	12.5	21	0
	George Teague	1997	2	25	12.5	23	0
	Tate Randle	1987	2	16	8.0	11	0
	John McGeever	1966	2	15	7.5	15	0
	Tom Beier	1967, 1969	2	14	7.0	7	0
	Robert Jones	1998-00	2	14	7.0	14t	1
	Jeris White	1974-76	2	4	2.0	4	0
	Tyrone Braxton	1994	2	3	1.5	3	0
	Chris Green	1991-94	2	0	0.0	0	0
88.	Kenny Mixon	1998-01	1	56	56.0	56t	1
	Jay Brophy	1984-86	1	41	41.0	41	0
	Dean Brown	1970	1	32	32.0	32	0
	Bob Neff	1966-68	1	32	32.0	17	0
	Hugh Green	1985-91	1	28	28.0	28	0
	Earl Faison	1966	1	26	26.0	26	0
	Vern Den Herder	1971-81	1	24	24.0	24	0
	Charles Cornelius	1977-78	1	21	21.0	21	0
	Bob Bruggers	1966-68	1	20	20.0	20	0
	Ralph Ortega	1979-80	1	17	17.0	13	0
	Ted Davis	1970	1	15	15.0	15	0
	Rick Graf	1987-89	1	14	14.0	14	0
	Shawn Lee	1990-91	1	14	14.0	14	0
	Jackie Shipp	1984-88	1	7	7.0	7	0
	Craig Veasey	1993-94	1	7	7.0	7	0
	Reggie Howard	2004-05	1	5	5.0	5	0
	Eric Kumerow	1988-90	1	5	5.0	5	0
	Travis Daniels	2005	1	4	4.0	4	0
	Alex Moyer	1985-86	1	4	4.0	4	0
	Greg Jeffries	1999-00	1	3	3.0	3	0
	Jack Rudolph	1966	1	3	3.0	3	0
	Chris Singleton	1993-96	1	3	3.0	3	0
	Brendon Ayanbadejo	2003-04	1	2	2.0	2	0
	Mike Charles	1983-86	1	2	2.0	2	0
	Mike Reichenbach	1990-91	1	2	2.0	2	0
	Larry Ball	1972-74, 1977-78	1	2	2.0	2	0
	Randall Edmunds	1968-69	1	1	1.0	1	0
	Bruce Alexander	1992	1	0	0.0	0	0
	Bob Baumhower	1977-86	1	0	0.0	0	0
	Tim Bowers	1994-04	1	0	0.0	0	0
	Jeff Cross	1989-95	1	0	0.0	0	0
	Scott Galyon	2000-02	1	0	0.0	0	0
	Jermaine Haley	2000-02	1	0	0.0	0	0
	Sean Hill	1994-96	1	0	0.0	0	0
	Mack Lamb	1967-68	1	0	0.0	0	0
	Cliff Odum	1990-93	1	0	0.0	0	0
	Muhammad Oliver	1994	1	0	0.0	0	0
	Vern Roberson	1977	1	0	0.0	0	0
	Bryant Salter	1976	1	0	0.0	0	0

PLAYER	YEARS	NO.	YDS.	AVG.	LG	TD
Terrance Shaw	2000	1	0	0.0	0	0
Donnie Spragan	2005	1	0	0.0	0	0
Jay Williams	2002-04	1	0	0.0	0	0
Jeff Zgonina	2003-05	1	0	0.0	0	0
Daryl Gardener	1996-01	1	-1	-1.0	-1	0

SACKS

PLAYER	YEARS	NO.	PLAYER	YEARS	NO.
1. Jason Taylor	1997-05	92.5	6. Trace Armstrong	1995-00	56.5
2. Bill Stanfill	1969-76	67.5	7. Bob Baumhower	1977-86	39.5
3. Doug Betters	1978-87	65.5	Kim Bokamper	1977-85	39.5
4. Vern Den Herder	1971-81	64.0	9. A.J. Duhe	1977-84	38.5
5. Jeff Cross	1988-95	59.5	10. Manny Fernandez	1968-75	35.0

KICKOFF RETURNS

PLAYER	YEARS	NO.	YDS.	AVG.	LG	TD
1. Mercury Morris	1969-75	111	2947	26.5	105t	3
2. Fulton Walker	1981-85	123	2944	23.9	90t	1
3. Wes Welker	2004-05	118	2692	22.8	95t	1
4. Brock Marion	1998-03	107	2517	23.5	93	0
5. O.J. McDuffie	1993-01	92	2103	22.9	48	0
6. Irving Spikes	1994-97	89	2058	23.1	55	0
7. Lorenzo Hampton	1985-89	96	2025	21.1	46	0
8. Travis Minor	2001-05	82	1820	22.2	66	0
9. Duriel Harris	1976-83, 1985	56	1416	25.3	69	0
10. Gary Davis	1976-79	55	1309	23.8	73	0

PUNT RETURNS

PLAYER	YEARS	NO.	FC	YDS.	AVG.	LG	TD
1. Jake Scott	1970-75	127	55	1330	10.5	77t	1
2. O.J. McDuffie	1993-01	127	91	1127	8.9	72t	2
3. Wes Welker	2004-05	86	35	854	9.9	71	0
4. Tom Vigorito	1981-85	79	21	830	10.5	87t	2
5. Freddie Solomon	1975-77	71	4	810	11.4	79t	2
6. Scott Schwedes	1987-90	75	18	732	9.8	70t	1
7. Jeff Ogden	2000-01	51	22	700	13.7	81t	1
8. Mark Clayton	1983-92	52	13	485	9.3	60t	1
9. Tony Nathan	1979-87	51	26	484	9.5	86t	1
10. Scott Miller	1991-96	54	30	451	8.4	32	0
Terrell Buckley	1995-99, 2003	45	9	451	10.0	35	0

PRONUNCIATION GUIDE

Players

Emmanuel Akah	—	ACK-uh
Anthony Alabi	—	uh-LOB-e
Devin Aromashodu	—	uh-ROME-uh-shoe-do
Joe Berger	—	BUHR-juhr
Steve Fifita	—	fee-FEET-uh
Ben Ishola	—	i-SHOW-luh
Mike Labinjo	—	luh-BIN-joe
Norman LeJeune	—	luh-ZHURN
Olindo Mare	—	oh-LIND-oh, MAR-ray
Shirdonya Mitchell	—	shuhr-DON-yuh
Justin Peelle	—	PEEL
Travares Tillman	—	truh-VAR-us
Rodrique Wright	—	RAH-drick
Jeff Zgonina	—	ska-KNEE-na

Coaches/Front Office

Nick Saban	—	SAY-bin
Charlie Baggett	—	BAG-it
Randy Mueller	—	MEW-luhr

TOP TWENTY SEASON LEADERS

RUSHING YARDS

	NAME	YEAR	YARDS
1.	Ricky Williams	2002	1853
2.	Ricky Williams	2003	1372
3.	Delvin Williams	1978	1258
4.	Lamar Smith	2000	1139
5.	Larry Csonka	1972	1117
6.	Karim Abdul-Jabbar	1996	1116
7.	Larry Csonka	1971	1051
8.	Larry Csonka	1973	1003
9.	Mercury Morris	1972	1000
10.	Lamar Smith	2001	968
11.	Karim Abdul-Jabbar	1998	960
12.	Mercury Morris	1973	954
13.	Mark Higgs	1992	915
14.	Ronnie Brown	2005	907
15.	Mark Higgs	1991	905
16.	Karim Abdul-Jabbar	1997	892
17.	Bernie Parmalee	1995	878
18.	Mercury Morris	1975	875
19.	Larry Csonka	1970	874
20.	Bernie Parmalee	1994	868

PASSING YARDS

	NAME	YEAR	YARDS
1.	Dan Marino	1984	5084
2.	Dan Marino	1986	4746
3.	Dan Marino	1994	4453
4.	Dan Marino	1988	4434
5.	Dan Marino	1985	4137
6.	Dan Marino	1992	4116
7.	Dan Marino	1989	3997
8.	Dan Marino	1991	3970
9.	Dan Marino	1997	3780
10.	Dan Marino	1995	3668
11.	Dan Marino	1990	3563
12.	Dan Marino	1998	3497
13.	Jay Fiedler	2001	3290
14.	Dan Marino	1987	3245
15.	Gus Frerotte	2005	2996
16.	Dan Marino	1996	2795
17.	Bob Griese	1968	2473
18.	David Woodley	1981	2470
19.	Dan Marino	1999	2448
20.	Jay Fiedler	2000	2402

PASSING TOUCHDOWNS

	NAME	YEAR	TOUCHDOWNS
1.	Dan Marino	1984	48
2.	Dan Marino	1986	44
3.	Dan Marino	1985	30
	Dan Marino	1994	30
5.	Dan Marino	1988	28
6.	Dan Marino	1987	26
7.	Dan Marino	1991	25
8.	Dan Marino	1989	24
	Dan Marino	1992	24
	Dan Marino	1995	24
11.	Dan Marino	1998	23
12.	Bob Griese	1977	22
13.	Bob Griese	1968	21
	Dan Marino	1990	21

	NAME	YEAR	TOUCHDOWNS
15.	Dan Marino	1983	20
	Jay Fiedler	2001	20
17.	Bob Griese	1971	19
18.	Gus Frerotte	2005	18
19.	Bob Griese	1973	17
	Dan Marino	1996	17

RECEPTIONS

	NAME	YEAR	RECEPTIONS
1.	O.J. McDuffie	1998	90
2.	Mark Clayton	1988	86
3.	Chris Chambers	2005	82
4.	O.J. McDuffie	1997	76
5.	Terry Kirby (RB)	1993	75
6.	O.J. McDuffie	1996	74
7.	Mark Clayton	1984	73
	Irving Fryar	1994	73
	Randy McMichael (TE)	2004	73
10.	Tony Nathan (RB)	1985	72
11.	Mark Duper	1984	71
12.	Mark Clayton	1985	70
	Mark Clayton	1991	70
	Mark Duper	1991	70
15.	Chris Chambers	2004	69
16.	Jack Clancy	1967	67
	Mark Duper	1986	67
	Tony Martin	1999	67
19.	Terry Kirby (RB)	1995	66
20.	Mark Clayton	1989	64
	Irving Fryar	1993	64
	Chris Chambers	2003	64

RECEIVING YARDS

	NAME	YEAR	YARDS
1.	Mark Clayton	1984	1389
2.	Mark Duper	1986	1313
3.	Mark Duper	1984	1306
4.	Irving Fryar	1994	1270
5.	Mark Clayton	1986	1150
6.	Mark Clayton	1988	1129
7.	Chris Chambers	2005	1118
8.	Mark Duper	1991	1085
9.	Mark Clayton	1991	1053
10.	O.J. McDuffie	1998	1050
11.	Tony Martin	1999	1037
12.	Mark Clayton	1989	1011
13.	Irving Fryar	1993	1010
14.	Mark Duper	1983	1003
15.	Mark Clayton	1985	996
	Paul Warfield	1971	996
17.	Chris Chambers	2003	963
18.	O.J. McDuffie	1997	943
19.	O.J. McDuffie	1996	918
20.	Duriel Harris	1981	911

POINTS

	NAME	YEAR	POINTS
1.	Olindo Mare	1999	144
2.	Pete Stoyanovich	1992	124
3.	Pete Stoyanovich	1991	121
4.	Pete Stoyanovich	1995	118
5.	Garo Yepremian	1971	117
	Olindo Mare	1997	117
	Olindo Mare	2000	117
8.	Fuad Reveiz	1985	116
9.	Garo Yepremian	1972	115

	NAME	YEAR	POINTS
10.	Olindo Mare	2002	114
11.	Garó Yepremian	1973	113
12.	Uwe von Schamann	1981	109
	Pete Stoyanovich	1993	109
14.	Mark Clayton	1984	108
	Olindo Mare	2005	108
16.	Pete Stoyanovich	1994	107
17.	Ricky Williams	2002	102
18.	Pete Stoyanovich	1990	100
19.	Uwe von Schamann	1979	99
	Uwe von Schamann	1983	99
	Olindo Mare	1998	99
	Olindo Mare	2003	99

SACKS

	NAME	YEAR	SACKS
1.	Bill Stanfill	1973	18.5
	Jason Taylor	2002	18.5
3.	Trace Armstrong	2000	16.5
4.	Doug Betters	1983	16.0
5.	Adewale Ogunleye	2003	15.0
6.	Jason Taylor	2000	14.5
7.	Doug Betters	1984	14.0
8.	Bryan Cox	1992	14.0
9.	Jason Taylor	2003	13.0
10.	Trace Armstrong	1996	12.0
	Jason Taylor	2005	12.0
12.	Jeff Cross	1990	11.5
13.	Mel Branch	1968	11.0
14.	Vern Den Herder	1975	11.0
15.	Vern Den Herder	1972	10.5
16.	Jeff Cross	1993	10.5
	Trace Armstrong	1998	10.5
18.	Bill Stanfill	1972	10.0
	Vern Den Herder	1973	10.0
	Bill Stanfill	1974	10.0
	Jeff Cross	1989	10.0

TACKLES

	NAME	YEAR	TACKLES
1.	Steve Towle	1976	217
2.	Zach Thomas	2002	195
3.	Zach Thomas	2003	184
4.	Zach Thomas	1996	180
	Zach Thomas	2001	180
6.	Rusty Chambers	1979	178
7.	Earnie Rhone	1981	171
8.	Zach Thomas	2004	168
9.	Zach Thomas	1999	167
10.	Zach Thomas	2005	166
11.	Steve Towle	1975	164
12.	Nick Buoniconti	1973	162
13.	Zach Thomas	1998	160
14.	Rusty Chambers	1978	151
15.	Zach Thomas	1997	149
16.	Bryan Cox	1994	147
17.	Nick Buoniconti	1972	146
18.	Bob Baumhower	1979	146
19.	Nick Buoniconti	1970	145
20.	Bob Baumhower	1978	144

DOLPHINS OUTSTANDING PERFORMANCES

300-PLUS PASSING YARDS

PLAYER	DATE	OPPONENT	ATT.	COMP.	YDS.	TD	INT.	LG
Dan Marino	10/23/88	N.Y. JETS	60	35	521	3	5	56
Dan Marino	9/4/94	NEW ENGLAND	42	23	473	5	1	64t
Dan Marino	12/2/84	L.A. RAIDERS	57	35	470	4	2	64
Dan Marino	10/1/95	at Cincinnati	48	33	450	2	1	58
Dan Marino	9/21/86	at N.Y. Jets	50	30	448	6	2	46t
Dan Marino	9/25/94	at Minnesota	54	29	431	3	3	43
Dan Marino	9/30/84	at St. Louis	36	24	429	3	0	51
Dan Marino	9/24/89	N.Y. JETS	55	33	427	3	2	43t
Dan Marino	11/4/84	at N.Y. Jets	42	23	422	2	2	54
* Dan Marino	12/30/95	at Buffalo	64	33	422	2	3	45t
* Dan Marino	1/6/85	PITTSBURGH	32	21	421	4	1	41
David Woodley	10/25/81	at Dallas	37	21	408	3	5	69t
Dan Marino	12/9/84	at Indianapolis	41	29	404	4	1	42
Dan Marino	11/16/86	at Buffalo	54	39	404	4	0	39
Dan Marino	12/12/88	CLEVELAND	50	30	404	4	3	46
* Don Strock	1/2/82	SAN DIEGO	43	29	403	4	1	50t
Dan Marino	12/14/86	at L.A. Rams	46	29	403	5	1	69t
Dan Marino	12/20/87	WASHINGTON	50	22	393	3	1	59t
Dan Marino	10/10/99	at Indianapolis	38	25	393	2	0	62
Dan Marino	9/29/85	at Denver	43	25	390	3	0	73
Dan Marino	11/23/97	at New England	60	38	389	0	3	27
Dan Marino	12/13/87	at Philadelphia	39	25	376	3	1	54
Dan Marino	10/12/97	at N.Y. Jets	38	27	372	2	0	36t
Bernie Kosar	10/15/95	at New Orleans	42	29	368	3	2	31t
Dan Marino	12/9/90	PHILADELPHIA	54	27	365	2	0	37
Steve DeBerg	12/5/93	N.Y. GIANTS	41	26	365	1	2	44
Dan Marino	11/10/85	N.Y. JETS	37	21	362	3	3	60
Gus Frerotte	11/13/05	NEW ENGLAND	47	25	360	2	1	47
Dan Marino	11/6/88	at New England	51	29	359	1	2	32
Dan Marino	11/12/89	at N.Y. Jets	34	18	359	3	2	78t
Dan Marino	11/27/94	at N.Y. Jets	44	31	359	4	2	28t
Dan Marino	10/25/92	INDIANAPOLIS	45	25	355	2	3	48t
Dan Marino	12/21/98	DENVER	38	23	355	4	1	56t
Dan Marino	11/27/88	at N.Y. Jets	35	17	353	5	0	80t
Bob Griese	11/20/78	at Houston	33	23	349	2	1	47
Dan Marino	12/8/85	at Green Bay	44	30	345	5	1	61
Scott Mitchell	10/31/93	KANSAS CITY	44	23	344	3	0	77t
Steve DeBerg	12/13/93	PITTSBURGH	44	27	344	1	2	47
Dan Marino	12/3/95	ATLANTA	50	35	343	2	2	32
Dan Marino	12/17/84	DALLAS	40	23	340	4	2	63
Dan Marino	12/24/89	KANSAS CITY	47	28	339	3	1	35
Dan Marino	11/18/84	at San Diego	41	28	338	2	2	32
Dan Marino	10/12/86	BUFFALO	41	24	337	1	1	39
Dan Marino	10/22/89	GREEN BAY	37	24	333	2	2	61
Dan Marino	11/12/95	NEW ENGLAND	37	27	333	2	2	31t
Dan Marino	11/1/87	PITTSBURGH	31	25	332	4	2	50t
Dan Marino	11/17/85	at Indianapolis	37	22	330	1	0	42
Dan Marino	9/15/85	INDIANAPOLIS	48	29	329	2	0	26
Dan Marino	10/16/88	SAN DIEGO	45	26	329	1	0	51
Jay Fiedler	12/28/03	N.Y. JETS	29	21	328	1	1	59
Bob Griese	9/14/69	at Cincinnati	39	19	327	1	2	50
Dan Marino	11/18/91	BUFFALO	42	23	326	2	2	41
Dan Marino	9/7/97	TENNESSEE	43	24	324	0	0	50
* Dan Marino	1/12/91	at Buffalo	49	23	323	3	2	64t
Dan Marino	10/12/98	at Jacksonville	49	30	323	2	1	28
Don Strock	12/15/79	N.Y. JETS	41	26	322	1	2	38
Dan Marino	10/9/83	BUFFALO	29	19	322	3	2	63
Dan Marino	9/14/92	at Cleveland	35	25	322	1	0	47

PLAYER	DATE	OPPONENT	ATT.	COMP.	YDS.	TD	INT.	LG
Dan Marino	12/27/99	N.Y. JETS	52	29	322	3	3	32t
Dan Marino	10/14/84	HOUSTON	32	25	321	3	0	32
Dan Marino	10/6/91	at New England	38	25	321	2	0	34
Dan Marino	11/16/92	BUFFALO	33	22	321	2	1	55
Dan Marino	12/13/98	N.Y. JETS	57	30	321	1	1	31
Dan Marino	12/27/98	at Atlanta	36	21	320	1	2	50
Jay Fiedler	12/22/01	at New England	37	21	320	1	0	44
** Dan Marino	1/20/85	vs. San Francisco	50	29	318	1	2	30
Dan Marino	10/21/84	at New England	39	24	316	4	1	28
Dan Marino	12/5/99	INDIANAPOLIS	38	24	313	3	1	33t
Dan Marino	11/20/94	at Pittsburgh	45	31	312	1	1	45
Dan Marino	9/2/84	at Washington	28	21	311	5	0	74
Dan Marino	12/4/94	BUFFALO	42	25	311	3	3	45t
Dan Marino	12/7/97	DETROIT	39	24	310	2	1	27t
Jay Fiedler	9/29/02	at Kansas City	45	29	310	1	4	38
David Woodley	9/27/81	at Baltimore	30	19	309	2	0	48
John Stofa	12/18/66	HOUSTON	38	22	307	4	2	48t
Dan Marino	12/1/91	TAMPA BAY	32	20	307	2	0	51
Bob Griese	10/17/76	KANSAS CITY	35	25	306	1	2	39
Dan Marino	12/4/88	INDIANAPOLIS	32	26	304	3	1	55
Dan Marino	11/30/86	ATLANTA	40	20	303	2	4	54t
Dan Marino	10/25/87	BUFFALO	36	24	303	4	0	25t
A.J. Feeley	12/5/04	BUFFALO	51	25	303	3	5	36
Dan Marino	10/20/85	TAMPA BAY	39	27	302	3	1	42
Dan Marino	9/28/86	SAN FRANCISCO	46	27	301	1	4	24
Dan Marino	12/10/89	NEW ENGLAND	32	21	300	0	1	36

100-PLUS RECEIVING YARDS

PLAYER	DATE	OPPONENT	NO.	YDS.	TD	LG
Chris Chambers	12/4/05	BUFFALO	15	238	1	57
Mark Duper	11/10/85	N.Y. JETS	8	217	2	60t
Irving Fryar	9/4/94	NEW ENGLAND	5	211	3	54t
Nat Moore	10/4/81	N.Y. JETS	7	210	2	52
Mark Duper	10/9/83	BUFFALO	7	202	2	63
Duriel Harris	10/28/79	GREEN BAY	10	180	1	37t
Mark Duper	9/2/84	at Washington	6	178	2	74t
Mark Clayton	12/2/84	L.A. RAIDERS	9	177	2	64t
Mark Clayton	9/21/86	at N.Y. Jets	8	174	1	42
Mark Duper	9/23/84	INDIANAPOLIS	7	173	2	80t
Mark Duper	12/20/87	WASHINGTON	6	170	3	59t
Tony Martin	10/10/99	at Indianapolis	10	166	1	40
Duriel Harris	10/25/81	at Dallas	6	165	0	45
Jimmy Cefalo	10/25/81	at Dallas	5	164	1	69t
Mark Duper	9/30/84	at St. Louis	8	164	0	51
Bo Roberson	12/4/66	at Denver	6	161	0	71
Irving Fryar	9/25/94	at Minnesota	6	160	0	43
Paul Warfield	11/14/71	PITTSBURGH	3	158	3	86t
Mark Duper	11/4/84	at N.Y. Jets	7	155	0	54
Mark Duper	9/21/86	at N.Y. Jets	7	154	2	46t
* O.J. McDuffie	12/30/95	at Buffalo	11	154	1	31
Mark Clayton	10/23/88	N.Y. JETS	10	153	2	45t
Oronde Gadsden	12/27/98	at Atlanta	9	153	0	50
Chris Chambers	12/28/03	N.Y. JETS	9	153	1	24
Mark Clayton	12/17/84	DALLAS	4	150	3	63t
* Mark Duper	1/6/85	PITTSBURGH	5	148	2	41t
Terry Kirby	12/19/93	BUFFALO	9	148	1	30t
Paul Warfield	9/19/71	at Denver	6	146	1	36
Chris Chambers	1/2/05	at Baltimore	4	146	1	76t
Duriel Harris	11/8/81	at New England	8	145	0	55
Mark Duper	12/14/86	at L.A. Rams	5	145	3	69t
Nat Moore	12/17/77	BUFFALO	5	144	1	67
Mark Clayton	9/30/84	at St. Louis	5	143	1	42
Mark Clayton	9/7/86	at San Diego	5	143	2	49t
Otto Stowe	11/27/72	ST. LOUIS	6	140	2	37t
* Paul Warfield	12/25/71	at Kansas City	7	140	0	42
Paul Warfield	11/17/74	BUFFALO	4	139	1	54
Fred Barnett	12/8/96	N.Y. GIANTS	4	139	0	66

PLAYER	DATE	OPPONENT	NO.	YDS.	TD	LG
Mark Clayton	9/1/91	at Buffalo	6	138	2	43t
Chris Chambers	12/15/02	OAKLAND	7	138	0	40
O.J. McDuffie	10/27/97	CHICAGO	7	137	0	55
Lamar Thomas	12/21/98	DENVER	6	136	3	56t
O.J. McDuffie	9/7/97	TENNESSEE	8	135	0	50
Mark Duper	10/30/83	L.A. RAMS	7	134	1	46t
Mark Duper	12/9/91	CINCINNATI	7	134	1	43t
Paul Warfield	12/10/72	at N.Y. Giants	4	132	1	44
Mark Duper	10/23/88	N.Y. JETS	6	132	0	56
O.J. McDuffie	11/8/98	INDIANAPOLIS	9	132	2	61t
Mark Duper	10/15/89	at Cincinnati	5	129	0	41
Bo Roberson	9/18/66	at Buffalo	5	128	1	54t
Marlin Briscoe	11/12/72	NEW ENGLAND	4	128	2	51t
Mark Clayton	12/3/89	at Kansas City	9	128	1	47
Chris Chambers	10/24/04	ST. LOUIS	3	128	1	71t
Duriel Harris	10/9/77	at Baltimore	4	127	0	47
Nat Moore	9/30/79	at N.Y. Jets	8	127	1	36
Mark Clayton	12/9/84	at Indianapolis	9	127	1	32
Jack Clancy	12/3/67	at Houston	7	126	1	44t
* Paul Warfield	1/2/72	BALTIMORE	2	125	1	75t
Mark Clayton	11/5/89	INDIANAPOLIS	4	125	1	78t
Mark Duper	10/7/90	N.Y. JETS	5	125	2	69t
Howard Twilley	11/3/68	at San Diego	7	124	1	38
Nat Moore	10/10/76	at Baltimore	3	124	1	67t
Chris Chambers	12/22/01	at New England	7	124	0	44
Mark Duper	9/23/87	at New England	9	123	2	26
Oronde Gadsden	10/10/99	at Indianapolis	4	123	1	62
Marty Booker	10/10/04	at New England	7	123	0	45
Paul Warfield	10/10/70	at N.Y. Jets	5	122	1	40
Mark Clayton	11/3/85	at New England	7	122	0	39
Mark Clayton	10/29/89	at Buffalo	7	122	1	44t
Mel Baker	12/15/74	NEW ENGLAND	4	121	2	46t
Nat Moore	9/23/79	CHICAGO	5	121	1	36
Mark Duper	11/20/83	BALTIMORE	5	121	1	85t
O.J. McDuffie	10/20/96	at Philadelphia	7	121	2	36
Chris Chambers	12/11/05	at San Diego	8	121	2	35t
Paul Warfield	10/3/70	OAKLAND	3	120	2	54t
Tony Nathan	9/29/85	at Denver	10	120	0	73
Tony Martin	9/10/00	at Minnesota	6	120	0	44
Duriel Harris	11/18/79	at Cleveland	4	119	0	51
Fred Banks	12/10/89	NEW ENGLAND	6	119	0	36
Oronde Gadsden	10/23/00	at N.Y. Jets	7	119	0	29
Tony Nathan	9/28/80	NEW ORLEANS	7	118	0	22
Mark Duper	10/16/88	SAN DIEGO	7	118	1	51
Fred Banks	12/12/88	CLEVELAND	6	118	0	46
* O.J. McDuffie	1/9/99	at Denver	9	118	0	23
Tony Martin	10/17/99	at New England	7	118	1	69t
Chris Chambers	9/7/03	HOUSTON	7	118	2	57t
Paul Warfield	10/3/71	N.Y. JETS	5	117	0	32
Duriel Harris	9/9/79	SEATTLE	5	117	0	51
* Mark Duper	12/31/83	SEATTLE	9	117	1	32t
Ferrell Edmunds	11/27/88	at N.Y. Jets	2	117	1	80t
Mark Ingram	11/27/94	at N.Y. Jets	9	117	4	28t
Duriel Harris	11/12/76	BALTIMORE	5	116	0	44
Duriel Harris	11/25/79	at Baltimore	7	116	2	31t
Mark Clayton	11/27/88	at N.Y. Jets	7	116	2	31t
Oronde Gadsden	11/25/01	at Buffalo	8	116	0	42
Mark Duper	11/30/86	ATLANTA	4	115	1	54t
Jack Clancy	11/19/67	at Oakland	8	114	0	39
Nat Moore	9/25/77	at San Francisco	3	114	1	73t
Duriel Harris	11/30/81	PHILADELPHIA	9	114	1	39
* Tony Nathan	1/2/82	SAN DIEGO	9	114	1	32
Freddie Solomon	12/5/76	BUFFALO	5	114	1	53t
* Tony Nathan	1/6/85	PITTSBURGH	8	114	0	30
Oronde Gadsden	1/2/00	at Washington	9	114	1	26
Joe Auer	9/17/67	DENVER	2	113	1	68t
Marlin Briscoe	9/15/74	at New England	9	113	1	20

PLAYER	DATE	OPPONENT	NO.	YDS.	TD	LG
Nat Moore	11/2/75	at Chicago	4	113	1	79t
Mark Duper	9/24/89	N.Y. JETS	6	113	0	26
* Mark Duper	1/12/91	at Buffalo	3	113	1	64t
Irving Fryar	11/20/94	at Pittsburgh	6	113	0	45
Irving Fryar	9/10/95	at New England	3	113	2	67t
Chris Chambers	11/11/01	at Indianapolis	3	113	2	74t
Irving Fryar	11/13/94	CHICAGO	9	112	0	21
James McKnight	11/24/02	SAN DIEGO	3	111	1	77
Frank Jackson	12/18/66	HOUSTON	4	110	1	48t
Mark Clayton	10/7/84	at Pittsburgh	5	110	0	33
Mark Duper	11/2/86	HOUSTON	2	110	1	85t
Jim Jensen	11/6/88	at New England	12	110	0	17
Scott Schwedes	12/18/88	at Pittsburgh	4	110	0	42
Tony Martin	10/4/93	WASHINGTON	4	110	1	80t
Irving Fryar	12/4/94	BUFFALO	5	110	2	45t
Irving Fryar	9/3/95	N.Y. JETS	5	110	2	50t
O.J. McDuffie	11/23/97	at New England	9	110	0	27
Duriel Harris	9/11/83	NEW ENGLAND	4	109	1	64t
Nat Moore	9/29/85	at Denver	5	109	1	69t
Mark Clayton	10/19/86	L.A. RAIDERS	4	109	1	68t
Mark Duper	11/16/86	at Buffalo	7	109	1	27t
* Keith Jackson	1/8/95	at San Diego	8	109	2	31
Tony Martin	12/5/99	INDIANAPOLIS	6	109	1	33t
Paul Warfield	10/31/71	at L.A. Rams	3	108	1	74t
Mark Clayton	12/12/88	CLEVELAND	8	108	2	21
O.J. McDuffie	11/6/94	INDIANAPOLIS	7	108	1	28t
Mark Duper	12/2/85	CHICAGO	5	107	0	52
Scott Schwedes	11/12/89	at N.Y. Jets	3	107	1	65t
Terry Kirby	12/13/93	PITTSBURGH	7	107	0	47
Larry Seiple	11/16/69	at Buffalo	8	106	0	25
Nat Moore	10/17/76	KANSAS CITY	5	106	0	39
* Duriel Harris	1/2/82	SAN DIEGO	6	106	0	34
Mark Clayton	10/28/84	BUFFALO	3	106	2	65t
Mark Clayton	9/15/85	INDIANAPOLIS	8	106	1	26
Tony Martin	12/1/91	TAMPA BAY	5	106	1	51
Mark Duper	12/15/91	at San Diego	8	106	0	39
O.J. McDuffie	11/10/96	INDIANAPOLIS	6	106	1	36
Charles Jordan	11/30/97	at Oakland	5	106	2	44t
Nat Moore	11/4/84	at N.Y. Jets	5	105	1	37t
Andre Brown	10/29/89	at Buffalo	5	105	1	44t
O.J. McDuffie	12/13/98	N.Y. JETS	11	105	1	20
Joe Auer	11/27/66	NEW ENGLAND	5	104	1	22
Karl Noonan	9/14/68	HOUSTON	7	104	1	44
Paul Warfield	9/15/74	at New England	5	104	0	39
Howard Twilley	10/17/76	KANSAS CITY	8	104	0	20
Mark Clayton	12/13/87	at Philadelphia	7	104	2	21
Tony Martin	10/13/91	at Kansas City	4	104	0	54
Chris Chambers	11/7/04	ARIZONA	7	104	0	30
Marty Booker	9/11/05	DENVER	5	104	1	60t
Paul Warfield	12/15/73	DETROIT	6	103	4	29
Irving Fryar	9/26/93	at Buffalo	7	103	1	36t
Mark Ingram	10/31/93	KANSAS CITY	4	103	1	77t
Irving Fryar	11/7/93	at N.Y. Jets	6	103	1	65t
Irving Fryar	11/27/94	at N.Y. Jets	5	103	0	25
Oronde Gadsden	12/5/99	INDIANAPOLIS	6	103	1	24t
Chris Chambers	11/21/04	at Seattle	9	103	1	28
Jack Clancy	10/8/67	KANSAS CITY	6	102	0	28
Larry Seiple	11/2/69	at N.Y. Jets	7	102	2	29t
Nat Moore	11/9/75	N.Y. JETS	4	102	0	63
Nat Moore	12/15/79	N.Y. JETS	5	102	0	34
Tony Nathan	11/20/80	SAN DIEGO	7	102	1	20
Mark Duper	9/28/86	SAN FRANCISCO	7	102	0	24
Mark Duper	10/5/86	at New England	4	102	0	45
Mark Clayton	12/10/89	NEW ENGLAND	6	102	0	34
Mark Clayton	12/24/89	KANSAS CITY	6	102	1	35
O.J. McDuffie	11/29/98	NEW ORLEANS	9	102	3	22t
Tony Martin	12/27/99	N.Y. JETS	6	102	1	32t

PLAYER	DATE	OPPONENT	NO.	YDS.	TD	LG
Oronde Gadsden	11/4/01	CAROLINA	5	102	0	61
Chris Chambers	9/29/02	at Kansas City	6	102	0	38
Randy McMichael	10/19/03	NEW ENGLAND	8	102	0	22
Marty Booker	11/13/05	NEW ENGLAND	5	102	0	35
Jim Mandich	9/29/74	at San Diego	4	101	0	44
* Tony Nathan	1/4/86	CLEVELAND	10	101	0	39
Tony Nathan	9/28/86	SAN FRANCISCO	10	101	0	18
Mark Duper	10/19/86	L.A. RAIDERS	4	101	0	44
Tony Martin	9/13/99	at Denver	4	101	0	40
Chris Chambers	11/25/01	at Buffalo	5	101	2	32t
Chris Chambers	11/27/05	at Oakland	6	101	0	24
Mark Duper	11/1/87	PITTSBURGH	5	100	1	50t
Mark Clayton	9/29/91	at N.Y. Jets	7	100	1	25
Mark Duper	11/16/92	BUFFALO	5	100	0	55
Keith Jackson	9/18/94	N.Y. JETS	6	100	0	35
Charles Jordan	9/14/97	at Green Bay	4	100	1	44

100-PLUS RUSHING YARDS

PLAYER	DATE	OPPONENT	ATT.	YDS.	TD	LG
Ricky Williams	12/1/02	at Buffalo	27	228	2	55t
Ricky Williams	12/9/02	CHICAGO	31	216	2	63t
* Lamar Smith	12/30/00	INDIANAPOLIS	40	209	2	24
+ Mercury Morris	9/30/73	NEW ENGLAND	15	197	3	70t
Ricky Williams	12/29/02	at New England	31	185	2	30
Gary Davis	12/17/77	BUFFALO	26	172	1	60t
Ricky Williams	12/24/05	TENNESSEE	26	172	1	35
Troy Stradford	11/22/87	at Dallas	17	169	1	51
Sammie Smith	9/9/90	at New England	23	159	1	27
Lamar Smith	1/6/02	BUFFALO	30	158	1	25
Lamar Smith	10/23/00	at N.Y. Jets	23	155	2	68t
Ricky Williams	9/21/03	BUFFALO	42	153	1	21
Karim Abdul-Jabbar	12/22/96	at N.Y. Jets	30	152	1	17t
Abner Haynes	9/17/67	DENVER	12	151	2	65t
Delvin Williams	11/9/80	at Los Angeles	12	151	0	65
Ricky Williams	9/22/02	N.Y. JETS	24	151	1	53t
Bernie Parmalee	10/16/94	L.A. RAIDERS	30	150	0	26
Lorenzo Hampton	11/24/86	N.Y. JETS	19	148	2	54t
Mark Higgs	9/1/91	at Buffalo	30	146	1	20
** Larry Csonka	1/13/74	vs. Minnesota	33	145	2	14t
Lamar Smith	9/3/00	SEATTLE	27	145	1	36
Mercury Morris	11/11/73	BALTIMORE	12	144	2	53t
Delvin Williams	11/12/78	at Buffalo	26	144	2	26t
Lamar Smith	10/7/01	NEW ENGLAND	29	144	1	17
Ricky Williams	11/24/02	SAN DIEGO	29	143	2	19
Leroy Harris	12/5/77	BALTIMORE	17	140	1	77t
Benny Malone	10/9/77	at Baltimore	12	139	2	62t
Larry Csonka	10/24/71	at N.Y. Jets	20	137	2	21t
Delvin Williams	9/17/78	BUFFALO	24	135	1	18t
Ricky Williams	9/15/02	at Indianapolis	24	132	0	19
Ronnie Brown	9/25/05	CAROLINA	23	132	1	58
Mark Higgs	12/1/91	TAMPA BAY	25	131	1	19t
Andra Franklin	12/5/82	MINNESOTA	28	129	1	12t
Bernie Parmalee	12/12/94	KANSAS CITY	19	127	1	47t
Karim Abdul-Jabbar	11/15/98	at Carolina	25	127	1	30
Mercury Morris	10/5/75	at Green Bay	31	125	0	11
Lamar Smith	11/5/00	at Detroit	24	125	2	46t
Ricky Williams	9/14/03	at N.Y. Jets	34	125	1	22
Mercury Morris	10/26/75	at Buffalo	20	124	0	35
Karim Abdul-Jabbar	9/15/96	N.Y. JETS	23	124	2	29
Larry Csonka	12/2/74	CINCINNATI	24	123	0	24
Sammie Smith	11/5/89	INDIANAPOLIS	25	123	0	25
Bernie Parmalee	10/30/94	at New England	25	123	0	17
Larry Csonka	11/9/69	at Boston	16	121	1	54t
Jim Kiick	10/24/71	at N.Y. Jets	17	121	0	24
Don Nottingham	9/28/75	at New England	16	120	1	40t
Troy Stradford	12/7/87	N.Y. JETS	30	120	3	21

PLAYER	DATE	OPPONENT	ATT.	YDS.	TD	LG
Bernie Parmalee	10/22/95	at N.Y. Jets	24	120	0	25
Benny Malone	10/31/76	NEW ENGLAND	21	119	0	17
Delvin Williams	9/3/78	at N.Y. Jets	11	119	1	58t
Tony Nathan	12/6/81	NEW ENGLAND	17	119	0	24
Larry Csonka	9/17/72	at Kansas City	21	118	1	17t
Benny Malone	10/24/76	at Tampa Bay	22	118	1	28
* Larry Csonka	12/30/73	OAKLAND	29	117	3	15
Mercury Morris	11/7/71	BUFFALO	13	116	1	45
Delvin Williams	10/22/78	at New England	19	116	1	24
Larry Csonka	12/6/70	NEW ENGLAND	21	115	1	30
Karim Abdul-Jabbar	9/1/96	NEW ENGLAND	26	115	1	14
Larry Csonka	11/27/72	ST. LOUIS	16	114	0	20
Larry Csonka	10/15/73	at Cleveland	21	114	2	13
* Larry Csonka	12/21/74	at Oakland	24	114	0	26
Mercury Morris	10/19/75	at N.Y. Jets	16	114	1	49
Mark Higgs	10/24/93	INDIANAPOLIS	17	114	0	31
Mercury Morris	12/3/72	at New England	15	113	0	20
** Larry Csonka	1/14/73	vs. Washington	15	112	0	22
* Andra Franklin	1/8/83	NEW ENGLAND	26	112	1	13
Jim Kiick	11/10/68	at Buffalo	23	111	1	25t
Benny Malone	10/3/76	L.A. RAMS	19	111	1	20
Mark Higgs	9/8/91	INDIANAPOLIS	27	111	0	24
Mark Higgs	9/20/92	L.A. RAMS	23	111	0	12
Ricky Williams	9/8/02	DETROIT	20	111	2	37
Ricky Williams	12/21/03	at Buffalo	29	111	0	22
Troy Stradford	11/1/87	PITTSBURGH	19	110	1	13
Lorenzo Hampton	12/22/86	NEW ENGLAND	13	109	0	20
Larry Csonka	11/30/70	at Atlanta	19	108	1	18
Jim Kiick	9/26/71	at Buffalo	20	108	0	16
Benny Malone	11/3/74	ATLANTA	24	108	1	13
Leroy Harris	11/20/77	at Cincinnati	20	108	0	16
Sammie Smith	12/30/90	INDIANAPOLIS	29	108	1	13
Mark Higgs	11/21/93	NEW ENGLAND	19	108	0	29
Karim Abdul-Jabbar	10/19/97	at Baltimore	22	108	3	15
Karim Abdul-Jabbar	9/6/98	at Indianapolis	23	108	1	16
Karim Abdul-Jabbar	9/20/98	PITTSBURGH	33	108	1	18
Ricky Williams	1/1/06	at New England	28	108	1	9
Larry Csonka	10/22/72	BUFFALO	18	107	1	21
Mercury Morris	11/19/72	N.Y. JETS	23	107	2	20t
Larry Csonka	11/4/73	at N.Y. Jets	19	107	0	16
Norm Bulaich	9/13/76	at Buffalo	19	107	0	26
Delvin Williams	10/9/78	CINCINNATI	24	107	0	19
Andra Franklin	12/12/82	at New England	23	107	0	15
Mark Higgs	11/8/92	at Indianapolis	20	107	1	22
Lamar Smith	12/10/01	INDIANAPOLIS	28	107	0	17
Ricky Williams	11/23/03	WASHINGTON	23	107	2	24t
Ricky Williams	12/15/03	PHILADELPHIA	18	107	1	45
Jim Kiick	11/2/69	at N.Y. Jets	15	106	0	27
Mercury Morris	11/5/72	at Buffalo	11	106	2	33
* Mercury Morris	12/23/73	CINCINNATI	20	106	1	25
Larry Csonka	9/29/74	at San Diego	21	106	2	14
J.J. Johnson	11/21/99	NEW ENGLAND	31	106	1	14
Ronnie Brown	10/30/05	at New Orleans	23	106	0	35
Benny Malone	10/16/77	N.Y. JETS	22	105	1	15t
Joe Carter	10/14/84	HOUSTON	13	105	1	25
Ricky Williams	10/6/02	NEW ENGLAND	36	105	0	12
Ricky Williams	11/16/03	BALTIMORE	36	105	0	16
Jim Kiick	10/6/68	at Houston	26	104	0	12
Larry Csonka	11/29/71	CHICAGO	16	104	1	19
Larry Csonka	9/16/73	SAN FRANCISCO	22	104	0	25
Benny Malone	10/27/74	BALTIMORE	19	104	1	23t
Benny Malone	12/8/74	at Baltimore	17	104	0	17
Gary Davis	11/24/77	at St. Louis	20	104	0	16
Karim Abdul-Jabbar	11/3/96	at New England	29	104	2	15
Ricky Williams	11/27/03	at Dallas	31	104	0	15
Larry Csonka	9/26/71	at Buffalo	20	103	1	17
Andra Franklin	9/12/82	at N.Y. Jets	28	103	2	18

PLAYER	DATE	OPPONENT	ATT.	YDS.	TD	LG
Bernie Parmalee	11/5/95	at San Diego	19	103	0	40
Karim Abdul-Jabbar	11/9/97	N.Y. JETS	25	103	2	13
Larry Csonka	10/8/72	at N.Y. Jets	18	102	0	15
Don Nottingham	10/27/74	BALTIMORE	19	102	1	24
Don Nottingham	10/5/75	at Green Bay	21	102	3	14
Bernie Parmalee	11/26/95	at Indianapolis	20	102	0	15
Ricky Williams	11/17/02	BALTIMORE	26	102	2	18
Andra Franklin	11/1/81	BALTIMORE	23	101	0	15
Ricky Williams	12/15/02	OAKLAND	27	101	0	16
Mercury Morris	10/28/73	at New England	14	100	1	11
Terry Kirby	9/18/94	N.Y. JETS	15	100	1	30
Lamar Smith	12/3/00	at Buffalo	28	100	0	22

* Playoff game

** Super Bowl

+ Single-game record by two rushers, 277 yards; includes Larry Csonka 18 for 80.

OPPONENTS INDIVIDUAL RECORDS

The following individual records relate solely to service against the Miami Dolphins. They include National Football League regular-season statistics only – with the exception of those single-game records marked by “*” or “**”.

* Playoff game

** Super Bowl

RUSHING

MOST RUSHING YARDS

Career

- 1,620 Thurman Thomas, Buffalo (20 games), 364 attempts
- 1,507 Freeman McNeil, N.Y. Jets (21 games), 281 attempts
- 1,504 Curtis Martin, N.E., N.Y. Jets (20 games), 409 attempts
- 1,177 O.J. Simpson, Buffalo (17 games), 240 attempts
- 1,065 Eric Dickerson, L.A. Rams, Ind., L.A. Raiders (11 games), 231 attempts

Game

- 203 O.J. Simpson, Buffalo (12/5/76 at Miami), 24 attempts
- 203 Rueben Mayes, New Orleans (12/7/86 at New Orleans), 28 attempts
- 199 Earl Campbell, Houston (11/20/78 at Houston), 28 attempts
- *199 Terrell Davis, Denver (1/9/99 at Denver), 21 attempts
- 173 Freeman McNeil, N.Y. Jets (11/14/85 at New York), 28 attempts
- 173 Ricky Watters, Philadelphia (10/20/96 at Philadelphia), 25 attempts

MOST RUSHING ATTEMPTS

Career

- 409 Curtis Martin, N.E., N.Y. Jets (20 games)
- 364 Thurman Thomas, Buffalo (20 games)
- 281 Freeman McNeil, N.Y. Jets (21 games)
- 240 O.J. Simpson, Buffalo (17 games)
- 235 Lydell Mitchell, S.D., Balt. (eight games)

Game

- **38 John Riggins, Washington (1/30/83 at Pasadena), 166 yards
- 38 Lee Suggs, Cleveland (12/26/04 at Miami), 143 yards
- 36 James Jones, Detroit (10/27/85 at Detroit), 114 yards
- 36 Curtis Martin, N.Y. Jets (10/4/98 at New York), 108 yards
- 35 Lydell Mitchell, Baltimore (12/9/73 at Baltimore), 104 yards
- 35 Thurman Thomas, Buffalo (12/17/95 at Buffalo), 148 yards
- 35 Travis Henry, Buffalo (12/1/02 at Buffalo), 151 yards

MOST RUSHING TOUCHDOWNS

Career

- 13 Curtis Martin, N.E., N.Y. Jets (20 games)
- 8 Jim Nance, Boston, N.Y. Jets (10 games)
- 8 Thurman Thomas, Buffalo (20 games)
- 7 Marcus Allen, Oak./L.A. Raiders, K.C. (eight games)
- 6 Eric Dickerson, L.A. Rams, Ind., L.A. Raiders (11 games)
- 6 Lydell Mitchell, S.D., Balt. (12 games)
- 6 Kenneth Davis, G.B., Buff. (13 games)

Game

- 4 Earl Campbell, Houston (11/20/78 at Houston)
- 3 Paul Robinson, Cincinnati (11/17/68 at Cincinnati)
- 3 Don McCauley, Baltimore (11/23/75 at Miami)
- 3 Marcus Allen, L.A. Raiders (12/2/84 at Miami)
- 3 Merrill Hoge, Pittsburgh (11/26/89 at Miami)
- 3 Earnest Byner, Washington (12/2/90 at Washington)
- 3 Rod Bernstein, San Diego (12/15/91 at San Diego)

- 3 Kenneth Davis, Buffalo (12/19/93 at Miami)
- 3 Natrone Means, San Diego (12/27/93 at San Diego)
- 3 Curtis Martin, New England (11/3/96 at New England)

HIGHEST RUSHING AVERAGE

Career (minimum 125 attempts)

- 5.4 Freeman McNeil, N.Y. Jets (21 games), 281/1,507 yards
- 5.2 Jim Nance, Bost., N.Y. Jets (10 games), 167/867 yards
- 5.0 O.J. Simpson, Buffalo (17 games), 240/1,177 yards

Game (minimum 10 attempts)

- 10.4 Curtis Brown, Buffalo (11/12/78 at Buffalo), 11/114 yards
- 10.2 Johnny Hector, N.Y. Jets (12/22/91 at Miami), 13/132 yards
- *10.1 Earnest Byner, Cleveland (1/4/86 at Miami), 16/161 yards
- 9.8 Robert Holmes, Kansas City (9/28/68 at Miami), 13/128 yards

MOST 100-YARD RUSHING GAMES

- 7 Eric Dickerson, L.A. Rams, Ind., L.A. Raiders (11 games)
- 6 Thurman Thomas, Buffalo (20 games)
- 5 Freeman McNeil, N.Y. Jets (21 games)
- 5 Jim Nance, Bost., N.Y. Jets (10 games)
- 5 Curtis Martin, N.E., N.Y. Jets (20 games)

LONGEST RUNS FROM SCRIMMAGE

- *90t Fred Taylor, Jacksonville (1/15/00 at Jacksonville)
- 81t Earl Campbell, Houston (11/20/78 at Houston)
- 80t Carl Garrett, Boston (11/9/69 at Boston)
- 77t Fred Taylor, Jacksonville (10/12/98 at Jacksonville)
- 76t Robert Holmes, Kansas City (9/28/68 at Miami)
- 75t O.J. Simpson, Buffalo (12/5/76 at Miami)
- 75t Reuben Droughns, Cleveland (11/20/05 at Cleveland)
- *66t Earnest Byner, Cleveland (1/4/86 at Miami)
- 65t Natrone Means, San Diego (12/27/93 at San Diego)
- 64t Hoyle Granger, Houston (12/23/67 at Miami)
- 64t Lydell Mitchell, Baltimore (10/9/77 at Baltimore)

PASSING

MOST YARDS PASSING

Career

- 5,398 Drew Bledsoe, N.E., Buff. (22 games)
- 4,902 Joe Ferguson, Buff., T.B., Ind. (25 games)
- 4,560 Jim Kelly, Buffalo (20 games)
- 3,837 Ken O'Brien, N.Y. Jets, Phil. (16 games)
- 3,709 Steve Grogan, New England (22 games)

Game

- 479 Ken O'Brien, N.Y. Jets (9/21/86 at New York), 29 of 43
- 436 James Harris, L.A. Rams (10/3/76 at Miami), 17 of 29
- *433 Dan Fouts, San Diego (1/2/82 at Miami), 33 of 53

- 423 Drew Bledsoe, New England (11/23/98 at New England), 28 of 54
- 421 Drew Bledsoe, New England (9/4/94 at Miami), 32 of 51

MOST PASS ATTEMPTS

Career

- 765 Drew Bledsoe, N.E., Buff. (22 games)
- 723 Joe Ferguson, Buff., T.B., Ind. (25 games)
- 621 Jim Kelly, Buffalo (20 games)
- 535 Steve Grogan, New England (22 games)
- 489 Ken O'Brien, N.Y. Jets, Phil. (16 games)

Game

- 59 Vinny Testaverde, N.Y. Jets (10/23/00 at New York), 36 completions
- 56 Dan Fouts, San Diego (11/18/84 at San Diego), 37 completions
- 55 Joe Ferguson, Buffalo (10/9/83 at Miami), 38 completions
- 55 Steve Bono, Kansas City (12/12/94 at Miami), 33 completions
- 54 Drew Bledsoe, New England (11/23/98 at New England), 28 completions

MOST PASS COMPLETIONS

Career

- 418 Joe Ferguson, Buff., T.B., Ind. (25 games)
- 412 Drew Bledsoe, N.E., Buff. (22 games)
- 388 Jim Kelly, Buffalo (20 games)
- 303 Ken O'Brien, N.Y. Jets, Phil. (16 games)
- 280 Steve Grogan, New England (22 games)

Game

- 38 Joe Ferguson, Buffalo (10/9/83 at Miami), 55 attempts
- 37 Dan Fouts, San Diego (11/18/84 at San Diego), 56 attempts
- 36 Vinny Testaverde, N.Y. Jets (10/23/00 at New York), 59 attempts
- 35 Drew Brees, San Diego (12/11/05 at San Diego), 52 attempts
- *33 Dan Fouts, San Diego (1/2/82 at Miami), 53 attempts
- 33 Steve Bono, Kansas City (12/12/94 at Miami), 55 attempts
- 33 Troy Aikman, Dallas (10/27/96 at Miami), 41 attempts

MOST CONSECUTIVE PASS COMPLETIONS

- 15 Steve DeBerg, San Francisco (11/16/80 at Miami)

MOST TOUCHDOWN PASSES

Career

- 30 Drew Bledsoe, N.E., Buff. (22 games)
- 26 Joe Ferguson, Buff., T.B., Ind. (25 games)
- 25 Ken O'Brien, N.Y. Jets, Phil. (16 games)
- 24 Jim Kelly, Buffalo (20 games)
- 21 Steve Grogan, New England (22 games)

Game

- 5 Len Dawson, Kansas City (10/8/67 at Kansas City)
- 5 Babe Parilli, Boston (10/15/67 at Boston)
- 5 Joe Ferguson, Buffalo (10/9/83 at Miami)
- 5 Vinny Testaverde, N.Y. Jets (10/23/00 at New York)
- 5 Trent Green, Kansas City (9/29/02 at Kansas City)

- 4 19 times (last – Drew Bledsoe, Buffalo 12/5/04)

MOST PASSES HAD INTERCEPTED

Career

- 33 Joe Ferguson, Buff., T.B., Ind. (25 games)
28 Drew Bledsoe, N.E., Buff. (22 games)
25 Richard Todd, N.Y. Jets (14 games)
25 Joe Namath, N.Y. Jets (16 games)
25 Steve Grogan, New England (22 games)

Game

- 6 Joe Namath, N.Y. Jets (10/19/75 at New York), 24 attempts
6 Donald Hollas, Oakland (12/6/98 at Oakland), 31 attempts
*5 Mike Phipps, Cleveland (12/24/72 at Miami), 23 attempts
5 Bill Troup, Baltimore (9/10/78 at Baltimore), 33 attempts
5 Ken Stabler, Oakland (12/10/78 at Miami), 36 attempts
*5 Dan Fouts, San Diego (1/6/83 at Miami), 34 attempts
*5 Richard Todd, N.Y. Jets (1/23/83 at Miami), 37 attempts
5 Richard Todd, N.Y. Jets (10/16/83 at New York), 26 attempts
5 Drew Bledsoe, New England (11/21/99 at Miami), 34 attempts

HIGHEST COMPLETION PERCENTAGE

Career (minimum 100 completions)

- 69.9 Troy Aikman, Dallas (four games), 102 of 146 attempts
68.9 Warren Moon, Hou., Minn. (six games), 102 of 148 attempts
65.3 Bernie Kosar, Cleveland (seven games), 130 of 199 attempts
62.4 Jim Kelly, Buffalo (20 games), 388 of 621 attempts
62.4 Dan Fouts, San Diego (six games), 136 of 218 attempts

Game (minimum 12 completions)

- 86.7 Joe Namath, N.Y. Jets (10/22/67 at Miami), 13 of 15
82.6 Warren Moon, Houston (10/1/89 at Houston), 19 of 23
80.5 Troy Aikman, Dallas (10/27/96 at Miami), 33 of 41
80.0 Babe Parilli, Boston (10/15/67 at Boston), 16 of 20
80.0 Chris Chandler, Indianapolis (12/4/88 at Miami), 12 of 15

MOST 300-YARD PASSING GAMES

Career

- 6 Drew Bledsoe, N.E., Buff. (22 games)
3 Ken O'Brien, N.Y. Jets, Phil. (16 games)
3 Joe Ferguson, Buff., T.B., Ind. (25 games)
3 Jim Kelly, Buffalo (20 games)
3 Vinny Testaverde, T.B., Clev., Bal., N.Y. Jets (11 games)

LONGEST PASS PLAYS

- 93t Mike Livingston to Otis Taylor, 79 yards; lateral to Robert Holmes, 14 yards (10/19/69 at Kansas City)

- 92t Joe Ferguson to Frank Lewis (9/17/78 vs. Buffalo)
89t Len Dawson to Otis Taylor (11/13/66 at Kansas City)
89t Joe Namath to Richard Caster (10/7/74 at N.Y. Jets)
84t Drew Bledsoe to Ben Coates (11/3/96 at New England)
83t Jim Kelly to Andre Reed (12/4/94 vs. Buffalo)
*82t Daryle Lamonica to Rod Sherman (12/27/70 at Oakland)
82t Dan Pastorini to Charlie Joiner (9/24/72 vs. Houston)
82t Tom Brady to Troy Brown (10/19/03 vs. New England)
80t Sam Wyche to Bob Trumpy (11/17/68 vs. Cincinnati)
80t Ken Anderson to Isaac Curtis (11/28/83 vs. Cincinnati)
80t Warren Moon to Butch Woolfolk (9/8/85 at Houston)
80t Mike Pagel to Wayne Capers (11/17/85 at Indianapolis)
80t John Friesz to Brian Blades (10/6/96 vs. Seattle)
80t Alex Van Pelt to Eric Moulds (11/25/01 at Buffalo)

RECEIVING

MOST RECEPTIONS

Career

- 122 Andre Reed, Buffalo (28 games)
79 Marvin Harrison, Indianapolis (14 games)
78 Al Toon, N.Y. Jets (14 games)
72 Wayne Chrebet, N.Y. Jets (20 games)
71 Stanley Morgan, N.E., Ind. (23 games)

Game

- 15 Isaac Bruce, St. Louis (12/24/95 at St. Louis), 210 yards
14 Al Toon, N.Y. Jets (11/27/88 at New York), 181 yards
*13 Kellen Winslow, San Diego (1/2/82 at Miami), 166 yards
13 Antonio Gates, San Diego (12/11/05 at San Diego), 123 yards
12 Eric Sievers, San Diego (11/18/84 at Miami), 119 yards
12 Michael Irvin, Dallas (10/27/96 at Miami), 186 yards
12 Richie Anderson, N.Y. Jets (10/23/00 at New York), 109 yards

MOST RECEIVING YARDS

Career

- 1,731 Andre Reed, Buffalo (28 games), 122 receptions
1,423 Stanley Morgan, N.E., Ind. (23 games), 71 receptions
1,342 Wesley Walker, N.Y. Jets (18 games), 70 receptions
1,145 Eric Moulds, Buffalo (20 games), 69 receptions
1,094 Al Toon, N.Y. Jets (14 games), 78 receptions

Game

- *240 Eric Moulds, Buffalo (1/2/99 at Miami), 9 receptions
- 220 Ron Jessie, Los Angeles (10/3/76 at Miami), 7 receptions
- 210 Isaac Bruce, St. Louis (12/24/95 at St. Louis), 15 receptions
- 196 Eric Moulds, Buffalo (11/25/01 at Buffalo), 6 receptions
- 194 Wesley Walker, N.Y. Jets (9/21/86 at New York), 6 receptions

MOST RECEIVING TOUCHDOWNS

Career

- 17 Wesley Walker, N.Y. Jets (18 games), 70 receptions
- 13 Irving Fryar, N.E., Phil., Wash. (20 games), 61 receptions
- 11 Eric Moulds, Buffalo (20 games), 69 receptions
- 10 Andre Reed, Buffalo (28 games), 122 receptions
- 9 Ben Coates, N.E., Balt (15 games), 61 receptions

Game

- 4 Jimmie Giles, Tampa Bay (10/20/85 at Miami)
- 4 Wesley Walker, N.Y. Jets (9/21/86 at New York)
- 4 Irving Fryar, Philadelphia (10/20/96 at Philadelphia)
- 3 Jim Whalen, Boston (10/15/67 at Boston)
- 3 Billy Cannon, Oakland (11/19/67 at Oakland)
- 3 Don Maynard, N.Y. Jets (12/1/68 at New York)
- 3 Morris Owens, Tampa Bay (10/24/76 at Tampa)
- 3 Sammy White, Minnesota (12/11/76 at Miami)
- 3 Cris Carter, Minnesota (9/25/94 at Minnesota)
- 3 Carl Pickens, Cincinnati (10/1/95 at Cincinnati)
- 3 Ken Dilger, Indianapolis (12/14/97 at Indianapolis)
- 3 Ed McCaffrey, Denver (9/13/99 at Denver)
- 3 Marvin Harrison, Indianapolis (11/11/01 at Indianapolis)
- 3 Tony Gonzalez, Kansas City (9/29/02 at Kansas City)
- 3 Steve Smith, Carolina (9/25/05 at Miami)
- 3 Lee Evans, Buffalo (12/4/05 at Miami)

HIGHEST RECEIVING AVERAGE

Career (minimum 40 receptions)

- 20.0 Stanley Morgan, N.E., Ind. (23 games), 71/1,423 yards
- 19.2 Wesley Walker, N.Y. Jets (18 games), 70/1,342 yards
- 17.3 Shawn Jefferson, S.D., N.E. (12 games), 42/727 yards
- 16.7 Rob Moore, N.Y. Jets, Ariz. (12 games), 48/799
- 16.6 Eric Moulds, Buffalo (20 games), 69/1,151

Game (minimum three receptions)

- 43.3 Theo Bell, Pittsburgh (11/30/80 at Pittsburgh), 4/173 yards
- 40.0 Butch Woolfolk, Houston (9/8/85 at Houston), 3/120 yards
- 39.0 Richard Caster, N.Y. Jets (10/7/74 at Miami), 3/117 yards
- 38.0 Stanley Morgan, New England (10/21/84 at New England), 3/114 yards

MOST 100-YARD RECEIVING GAMES

- 5 Al Toon, N.Y. Jets (14 games)
- 5 Andre Reed, Buffalo (28 games)
- 5 Stanley Morgan, N.E., Ind. (23 games)
- 4 Wesley Walker, N.Y. Jets (18 games)
- 4 Marvin Harrison, Indianapolis (14 games)
- 3 Otis Taylor, Kansas City (six games)
- 3 Tim Brown, Oakland (10 games)
- 3 Wayne Chrebet, N.Y. Jets (20 games)

FIELD GOALS

MOST FIELD GOALS

Game

- 5 Roy Gerela, Houston (9/28/69 at Houston), 5 attempts
- 5 Dean Biasucci, Indianapolis (9/25/88 at Indianapolis), 6 attempts
- *5 Steve Christie, Buffalo (1/17/93 at Miami), 6 attempts
- 5 Jason Elam, Denver (10/13/02 at Denver), 5 attempts
- 5 Kris Brown, Houston (9/7/03 at Miami), 7 attempts
- 4 George Blanda, Oakland (9/23/73 at Oakland), 4 attempts
- 4 Rick Danmeier, Minnesota (9/16/79 at Minnesota), 4 attempts
- 4 Matt Bahr, Cleveland (11/10/86 at Cleveland), 5 attempts
- 4 Dean Biasucci, Indianapolis (11/15/87 at Miami), 4 attempts
- 4 Gary Anderson, Pittsburgh (12/18/88 at Pittsburgh), 4 attempts
- 4 Steve Christie, Buffalo (11/16/92 at Miami), 5 attempts
- 4 Jeff Jaeger, Chicago (10/27/97 at Miami), 4 attempts (OT)
- 4 Adam Vinatieri, New England (11/23/98 at New England), 4 attempts
- 4 Adam Vinatieri, New England (12/29/02 at New England), 4 attempts (OT)

LONGEST FIELD GOALS

- 59 Steve Christie, Buffalo (9/26/93 at Buffalo)
- 55 Dean Biasucci, Indianapolis (12/30/90 at Miami)
- 55 Matt Bahr, New England (11/12/95 at Miami)
- 55 Jason Elam, Denver (10/13/02 at Denver)
- 54 Steve Christie, Buffalo (11/16/92 at Miami)
- 53 Roger Ruzek, Philadelphia (12/9/90 at Miami)
- 53 David Akers, Philadelphia (10/24/99 at Miami)
- 53 Mike Vanderjagt, Indianapolis (12/5/99 at Miami)

- 53 Gary Anderson, Minnesota (12/21/02 at Minnesota)
 53 Doug Brien, N.Y. Jets (10/3/04 at Miami)

INTERCEPTIONS

MOST INTERCEPTIONS

Career

- 8 Nate Clements, Buffalo (10 games)
 7 Johnny Robinson, Kansas City (six games)
 6 Raymond Clayborn, N.E., Clev. (16 games)
 6 Willie Brown, Oakland (10 games)
 6 Ronnie Lippett, New England (16 games)
 6 Mike Prior, Ind., G.B. (12 games)
 6 Victor Green, N.Y. Jets, N.E. (19 games)
 6 Marcus Coleman, N.Y. Jets (13 games)

Game

- 3 Clarence Duren, San Diego (10/30/77 at Miami), 45 yards
 3 Jeff Nixon, Buffalo (9/7/80 at Buffalo), 51 yards
 3 Erik McMillan, N.Y. Jets (10/23/88 at Miami), 57 yards
 3 Marcus Coleman, N.Y. Jets (10/23/00 at N.Y. Jets), 7 yards
 3 Greg Wesley, Kansas City (9/29/02 at Kansas City), 71 yards
 3 Nate Clements, Buffalo (10/20/02 at Miami), 39 yards

MOST INTERCEPTION RETURN YARDS

Game

- 151 Mike Haynes, L.A. Raiders (12/2/84 at Miami), 2 interceptions

LONGEST INTERCEPTION RETURNS

- 102t Eddie Anderson, L.A. Raiders (12/14/92 at Miami), Dan Marino
 100t Aaron Glenn, N.Y. Jets (9/15/96 at Miami), Dan Marino
 100t Jimmy Hitchcock, New England (11/23/97 at New England), Dan Marino
 98t Marcus Coleman, N.Y. Jets (12/27/99 at Miami), Dan Marino
 97t Mike Haynes, L.A. Raiders (12/2/84 at Miami), Dan Marino
 97t Najee Mustafaa, Cleveland (10/10/93 at Cleveland), Scott Mitchell
 90t Steve Emtman, Indianapolis (10/25/92 at Miami), Dan Marino
 *90t Tory James, Oakland (1/6/01 at Oakland), Jay Fiedler
 89t Darren Sharper, Green Bay (11/4/02 at Green Bay), Ray Lucas
 87 Victor Green, N.Y. Jets (12/13/98 at Miami), Dan Marino

LONGEST PLAYS

PUNTS

- 89 Luke Prestridge, New England (10/21/84 at New England)
 80 Chris Mohr, Buffalo (10/13/96 at Buffalo)
 73 Rich Camarillo, New England (9/13/87 at New England)

- 73 Josh Miller, Pittsburgh (9/20/98 at Miami)
 73 Todd Sauerbrun, Carolina (11/4/01 at Miami)
 72 Rohn Stark, Indianapolis (9/23/84 at Miami)

PUNT RETURNS

- 84t Clarence Verdin, Indianapolis (10/25/92 at Miami)
 83t Billy Johnson, Houston (11/16/75 at Houston)
 80t Ron Gardin, Baltimore (11/1/70 at Baltimore)
 75t Dewell Brewer, Indianapolis (12/18/94 at Indianapolis)
 72t Butch Byrd, Buffalo (9/18/66 at Buffalo)
 70t Robbie Martin, Indianapolis (11/17/85 at Indianapolis)
 64t Kevin Williams, Dallas (11/25/93 at Dallas)
 *56t Wes Chandler, San Diego (1/2/82 at Miami)

KICKOFF RETURNS

- 104t Terrence McGee, Buffalo (12/5/04 at Miami)
 102t Harold Hart, Oakland (9/22/75 at Oakland)
 99t Jim Duncan, Baltimore (11/1/70 at Baltimore)
 97t Terrence Wilkins, Indianapolis (10/10/99 at Indianapolis)
 96t Emerson Boozer, N.Y. Jets (11/20/66 at New York)

FUMBLE RETURNS

- 100t Chris Martin, Kansas City (10/13/91 at Kansas City), Sammie Smith
 *79t Neil Smith, Denver (1/9/99 at Denver), Oronde Gadsden
 66t Greg Townsend, L.A. Raiders (9/19/83 at L.A. Raiders), David Woodley
 62t Hugh Douglas, N.Y. Jets (12/22/96 at N.Y. Jets), Stanley Pritchett
 59t Gabe Northern, Buffalo (10/4/99 at Miami), Dan Marino
 58t Rick Redman, San Diego (10/2/66 at San Diego), Dick Wood
 58 Randy McClanahan, Buffalo (11/12/78 at Buffalo), Bob Griese
 56t Rodney Culver, Indianapolis (9/5/93 at Indianapolis), O.J. McDuffie
 54t Chris Goode, Indianapolis (10/28/90 at Indianapolis), Tony Paige
 50 Gary Hogeboom, Indianapolis (9/14/86 at Miami), his own

BLOCKED FIELD GOALS

- 78t George Radachowsky, N.Y. Jets (9/24/89 at Miami), Pete Stoyanovich
 76t Charles Romes, Buffalo (9/2/79 at Buffalo), Uwe von Schamann

OPPONENTS TOP TENS

RUSHING

PLAYER	TEAMS	GAMES	NO.	YDS.	AVG.	LG	TD
1. Thurman Thomas	Buffalo	20	364	1620	4.5	30t	8
2. Freeman McNeil	N.Y. Jets	21	281	1507	5.4	58	2
3. Curtis Martin	New England, N.Y. Jets	20	409	1504	3.7	37	13
4. O.J. Simpson	Buffalo	17	240	1177	4.9	75t	4
5. Eric Dickerson	L.A. Rams, Ind., L.A. Raid.	11	231	1065	4.6	40	6
6. Lydell Mitchell	San Diego Baltimore	12	235	912	3.9	64t	6
7. Jim Nance	N.Y. Jets, Boston	10	167	867	5.2	30t	8
8. Antowain Smith	Buffalo, N.E., N.O.	14	232	822	3.5	44	4
9. Marshall Faulk	Indianapolis, St. Louis	10	193	737	3.8	40	4
10. Edgerrin James	Indianapolis	6	159	668	4.2	41t	3

PASSING

PLAYER	TEAMS	GAMES	ATT.	COMP.	YDS.	PCT.	TD	INT.
1. Drew Bledsoe	New England, Buffalo	22	765	412	5398	53.9	30	28
2. Joe Ferguson	Buffalo, T.B., Ind.	25	723	418	4902	57.8	26	33
3. Jim Kelly	Buffalo	20	621	388	4560	62.5	24	19
4. Ken O'Brien	N.Y. Jets, Philadelphia	16	489	303	3837	62.0	25	13
5. Steve Grogan	New England	22	535	280	3709	52.3	21	25
6. Joe Namath	N.Y. Jets	16	388	201	2952	51.8	19	25
7. Richard Todd	N.Y. Jets	14	354	203	2718	57.3	18	25
8. Bert Jones	Baltimore, L.A. Rams	13	326	188	2388	57.7	15	6
9. Vinny Testaverde	T.B., Clev., Balt., N.Y. Jets	11	361	213	2249	59.0	15	14
10. Boomer Esiason	Cin., N.Y. Jets, Ariz.	9	282	167	2101	59.2	12	12

RECEPTIONS

PLAYER	TEAMS	GAMES	NO.	YDS.	AVG.	LG	TD
1. Andre Reed	Buffalo	28	122	1731	14.2	83t	10
2. Marvin Harrison	Indianapolis	14	79	1059	13.4	45	8
3. Al Toon	N.Y. Jets	14	78	1094	14.0	44t	3
4. Wayne Chrebet	N.Y. Jets	20	72	991	13.8	70	8
5. Stanley Morgan	New England, Indianapolis	23	71	1423	20.0	76t	6
6. Wesley Walker	N.Y. Jets	18	70	1342	19.2	71t	17
7. Eric Moulds	Buffalo	20	69	1145	16.6	80t	11
8. Thurman Thomas	Buffalo	20	67	745	11.1	50t	3
9. Bill Brooks	Indianapolis, Buffalo	20	63	658	10.4	47	3
10. Irving Fryar	N.E., Phil., Wash.	20	61	978	16.0	54t	13
Ben Coates	New England, Baltimore	15	61	790	13.0	84t	9

RECEIVING YARDS

PLAYER	TEAMS	GAMES	YDS.	REC.	AVG.	LG	TD
1. Andre Reed	Buffalo	28	1731	122	14.2	83t	10
2. Stanley Morgan	N.E., Indianapolis	23	1423	71	20.0	76t	6
3. Wesley Walker	N.Y. Jets	18	1342	70	19.2	71t	17
4. Eric Moulds	Buffalo	20	1145	69	16.6	80t	11
5. Al Toon	N.Y. Jets	14	1094	78	14.0	44t	3
6. Marvin Harrison	Indianapolis	14	1059	79	13.4	45	8
7. Wayne Chrebet	N.Y. Jets	20	991	72	13.8	70	8
8. Irving Fryar	N.E., Phil. Wash.	20	978	61	16.0	54t	13
9. Frank Lewis	Pittsburgh, Buffalo	14	830	46	18.0	92t	2
10. Rob Moore	N.Y. Jets, Arizona	12	799	48	16.6	51	4

DOLPHINS RECORD WITH 25 OR MORE CARRIES

Over the past ten years (1996-2005) a common theme has developed with the Dolphins' running game. During this span, the Dolphins are 81-27 (.750) in the regular season when they have had 25 or more rushing attempts. In contests where they have had less than 25 rushing attempts over this same span, Miami is 9-43 (.173).

OPPONENTS OUTSTANDING PERFORMANCES

300-PLUS PASSING YARDS

PLAYER	TEAM	DATE	ATT.	COMP.	YDS.	TD	INT.	LG
Ken O'Brien	N.Y. Jets	9/21/86	43	29	479	4	1	65t
James Harris	L.A. Rams	10/3/76	29	17	436	2	1	58
* Dan Fouts	San Diego	1/2/82	55	33	433	4	1	43
Drew Bledsoe	New England	11/23/98	54	28	423	2	2	49
Drew Bledsoe	New England	9/4/94	51	32	421	4	2	62t
Joe Ferguson	Buffalo	10/9/83	55	38	419	5	1	35
Drew Bledsoe	New England	11/3/96	41	30	419	3	2	84t
Joe Namath	N.Y. Jets	10/1/67	39	23	415	3	1	62
Bernie Kosar	Cleveland	11/10/86	50	32	401	0	0	44
Ken O'Brien	N.Y. Jets	11/10/85	43	26	393	2	0	44
Boomer Esiason	N.Y. Jets	11/27/94	41	26	382	2	2	69
Elvis Grbac	San Francisco	11/20/95	41	31	382	4	0	47t
Jim Kelly	Buffalo	9/1/91	39	29	381	2	1	54t
Dan Fouts	San Diego	11/18/84	56	37	380	4	1	44
Vinny Testaverde	N.Y. Jets	10/23/00	59	36	378	5	3	30t
Vinny Testaverde	N.Y. Jets	9/14/03	45	29	373	1	1	61
Steve DeBerg	Tampa Bay	10/20/85	32	19	365	4	1	57
Troy Aikman	Dallas	10/27/96	41	33	363	3	0	61
Brett Favre	Green Bay	9/11/94	51	31	362	2	1	35
* Doug Flutie	Buffalo	1/2/99	36	21	360	1	1	65
Jim Kelly	Buffalo	10/25/87	39	29	359	2	0	34
Dennis Shaw	Buffalo	10/18/70	32	24	358	2	2	48
Brian Sipe	Cleveland	11/18/79	42	23	358	3	0	54
Bert Jones	Baltimore	9/27/81	27	20	357	3	1	67t
Steve Grogan	New England	11/8/81	40	23	355	1	4	76t
Daunte Culpepper	Minnesota	9/10/00	37	23	355	1	3	42
Danny White	Dallas	10/25/81	32	22	354	3	1	38
Steve Grogan	New England	11/29/79	39	21	350	3	2	38
Daryle Lamonic	Oakland	9/21/68	24	15	344	4	0	73t
Mike Tomczak	Pittsburgh	11/20/94	42	26	343	0	0	40
Erik Kramer	Chicago	10/27/97	50	32	343	2	0	54
Ken Anderson	Cincinnati	11/28/83	36	23	342	1	2	80t
Pat Ryan	N.Y. Jets	11/27/88	43	27	341	2	1	35
Tony Eason	New England	9/17/89	49	25	341	1	1	45
* Jim Kelly	Buffalo	1/12/91	29	19	339	3	1	44
Joe Ferguson	Buffalo	10/12/81	29	20	338	3	0	65t
Brian Griese	Denver	10/13/02	46	27	335	1	2	52
Steve Bartkowski	Atlanta	9/21/80	36	18	332	2	0	53
Joe Ferguson	Buffalo	12/7/77	40	25	331	3	1	27
** Joe Montana	San Francisco	1/20/85	35	24	331	3	0	34
Vinny Testaverde	Baltimore	10/19/97	47	32	331	1	0	34t
Ken O'Brien	N.Y. Jets	9/24/89	37	27	329	3	1	37t
Drew Bledsoe	New England	1/2/94	43	27	329	4	1	42
Kurt Warner	St. Louis	9/30/01	31	24	328	4	0	45t
Trent Green	Kansas City	9/29/02	34	24	328	5	0	46
Brooks Bollinger	N.Y. Jets	12/18/05	42	28	327	2	0	60
Bruce Matheson	Seattle	10/4/87	42	20	326	2	3	30
Warren Moon	Minnesota	9/25/94	37	26	326	3	0	44
Neil O'Donnell	N.Y. Jets	9/15/96	44	25	325	3	3	78t
Boomer Esiason	N.Y. Jets	9/12/93	33	22	323	2	1	51
Glenn Foley	N.Y. Jets	11/9/97	48	25	322	1	1	33
Mark Rypien	St. Louis	12/24/95	42	27	320	2	1	31
Jim Harbaugh	Indianapolis	10/8/95	33	25	319	3	0	47t
Neil O'Donnell	N.Y. Jets	10/12/97	37	24	319	2	0	70
Steve Bono	Kansas City	12/12/94	55	33	314	2	3	22t
* Joe Montana	Kansas City	12/31/94	37	26	314	2	1	57t
Dan Fouts	San Diego	10/15/78	30	22	313	1	2	46
Tony Eason	New England	10/21/84	29	19	313	3	0	76t

PLAYER	TEAM	DATE	ATT.	COMP.	YDS.	TD	INT.	LG
* Mark Malone	Pittsburgh	1/6/85	36	20	312	3	3	29t
Drew Bledsoe	New England	12/24/00	34	18	312	2	2	59
Richard Todd	N.Y. Jets	10/4/81	39	28	310	4	1	46
Alex Van Pelt	Buffalo	11/25/01	34	21	309	3	1	80t
Mike Livingston	Kansas City	10/19/69	34	17	308	1	1	93t
Neil Lomax	St. Louis	9/30/84	37	22	308	1	0	29
* Dan Pastorini	Houston	12/24/78	29	20	306	1	0	34
Jim Kelly	Buffalo	10/4/92	48	25	306	1	4	28
Drew Bledsoe	Buffalo	12/1/02	27	15	306	3	0	73t
Greg Landry	Baltimore	11/25/79	42	25	304	3	2	31t
Sonny Jurgensen	Washington	10/13/74	39	26	303	2	3	37
Peyton Manning	Indianapolis	9/6/98	37	21	302	1	3	42
Pat Ryan	N.Y. Jets	10/4/87	49	30	301	4	2	35t

100-PLUS RECEIVING YARDS

PLAYER	TEAM	DATE	NO.	YDS.	TD	LG
* Eric Moulds	Buffalo	1/2/99	9	240	1	65
Ron Jessie	L.A. Rams	10/3/76	7	220	2	58t
Isaac Bruce	St. Louis	12/24/95	15	210	1	31
Eric Moulds	Buffalo	11/25/01	6	196	2	80t
Wesley Walker	N.Y. Jets	9/21/86	6	194	4	65t
Michael Irvin	Dallas	10/27/96	12	186	1	61
Stanley Morgan	New England	11/8/81	5	182	1	76t
Al Toon	N.Y. Jets	11/27/88	14	181	0	29
Reggie Rucker	Cleveland	11/18/79	9	177	1	54
Marvin Harrison	Indianapolis	11/11/01	9	174	3	45
Theo Bell	Pittsburgh	11/30/80	4	173	0	45
Johnnie Morton	Detroit	12/7/97	9	171	1	41
Steve Smith	Carolina	9/25/05	11	170	3	53t
Cris Carter	Minnesota	9/10/00	9	168	0	42
* Kellen Winslow	San Diego	1/2/82	13	166	1	31
Tommy Kane	Seattle	12/16/90	10	162	0	25
Ben Coates	New England	9/4/94	8	161	2	62t
Don Maynard	N.Y. Jets	12/1/68	7	160	3	54t
Al Toon	N.Y. Jets	9/24/89	10	159	1	37t
Bake Turner	N.Y. Jets	9/3/78	7	157	0	71
Al Toon	N.Y. Jets	11/10/85	10	156	0	44
Andre Reed	Buffalo	9/1/91	11	154	1	54t
Frank Lewis	Buffalo	9/17/78	5	153	1	92t
* James Lofton	Buffalo	1/12/91	7	149	1	44
Jerry Rice	San Francisco	11/20/95	8	149	2	47t
Stanley Morgan	New England	12/22/86	8	148	2	30t
Marlin Briscoe	Buffalo	10/18/70	7	145	2	46t
Raymond Butler	Baltimore	9/27/81	4	145	2	67t
Keyshawn Johnson	N.Y. Jets	12/12/99	11	144	2	27
Marvin Harrison	Indianapolis	9/15/02	11	144	1	33
Mark Carrier	Tampa Bay	10/30/88	9	142	0	47
* Stephone Paige	Kansas City	1/5/91	8	142	1	33
Santana Moss	N.Y. Jets	9/14/03	5	142	1	61
Tony Gonzalez	Kansas City	9/29/02	7	140	3	42t
Jimmy Teal	Seattle	10/4/87	9	137	0	32
Joey Galloway	Seattle	10/6/96	5	137	2	65t
Alfred Jenkins	Atlanta	9/21/80	4	136	0	33
Jeff Graham	N.Y. Jets	9/15/96	5	136	1	78t
* Jimmy Smith	Jacksonville	1/15/00	5	136	2	70t
Ben Coates	New England	11/3/96	5	135	2	84t
Andre Reed	Buffalo	10/13/96	10	134	0	49
Stephone Paige	Kansas City	12/3/89	7	133	1	38t
Fred Biletnikoff	Oakland	9/20/69	9	132	1	13t
Otis Taylor	Kansas City	10/19/69	4	131	0	79
J.J. Birden	Kansas City	12/12/94	10	131	1	22t
Shawn Jefferson	New England	11/23/98	6	131	1	38
Troy Brown	New England	10/19/03	6	131	1	82t
Chris Burkett	Buffalo	10/25/87	9	130	1	34
Eric Moulds	Buffalo	12/1/02	5	130	1	57t
Randy Vataha	New England	12/5/71	7	129	2	51t
* Steve Largent	Seattle	12/29/84	6	128	1	56t

PLAYER	TEAM	DATE	NO.	YDS.	TD	LG
Cris Collinsworth	Cincinnati	11/28/83	8	127	0	48
Jake Reed	Minnesota	9/25/94	9	127	0	21
Andre Reed	Buffalo	12/16/96	6	127	1	67t
Charlie Mitchell	Denver	12/4/66	4	126	1	79t
Wesley Walker	N.Y. Jets	11/26/78	6	126	1	42
Lance Alworth	San Diego	11/12/67	4	125	1	54t
Stanley Morgan	New England	10/5/86	6	125	1	27t
Tim Brown	Oakland	11/30/97	8	125	1	36
Raghib Ismail	Dallas	11/25/99	5	125	1	65t
Marvin Harrison	Indianapolis	12/5/99	8	125	0	36
Stanley Morgan	New England	11/29/79	5	124	1	38t
Rob Moore	N.Y. Jets	9/12/93	6	124	0	51
Rob Moore	N.Y. Jets	11/27/94	7	124	0	35
Antonio Gates	San Diego	12/11/05	13	123	1	25
Jim Whalen	Boston	12/17/67	4	122	0	33
* Fred Biletnikoff	Oakland	12/21/74	8	122	1	20
Dokie Williams	L.A. Raiders	12/2/84	2	122	1	75t
Leonard Thompson	Detroit	10/27/85	7	122	1	38t
Andre Reed	Buffalo	9/11/88	8	122	0	21
* Andre Reed	Buffalo	1/12/91	4	122	2	43
Don Maynard	N.Y. Jets	11/2/69	4	121	2	42t
Wayne Patrick	Buffalo	10/18/70	6	121	0	48
Joe Washington	Baltimore	11/11/79	10	121	0	23
Henry Ellard	L.A. Rams	12/14/86	8	121	1	22
Tony Martin	San Diego	11/5/95	7	121	1	50t
Darrell Jackson	Seattle	10/28/01	5	121	1	64
Sammy White	Minnesota	12/11/76	9	120	3	36t
Butch Woolfolk	Houston	9/8/85	3	120	1	80t
Eric Sievers	San Diego	11/18/84	12	119	2	24
Fred Biletnikoff	Oakland	10/4/69	9	119	1	23
Mike Jones	New Orleans	12/7/86	6	119	0	34
Vincent Brisby	New England	11/12/95	6	118	1	47t
Richard Caster	N.Y. Jets	10/7/74	3	117	1	89t
O.J. Simpson	Buffalo	12/7/75	8	117	1	62t
Eric Sievers	New England	12/10/89	6	117	0	41
Carl Pickens	Cincinnati	10/1/95	9	117	3	44t
Lee Evans	Buffalo	12/4/05	5	117	3	56t
Paul Coffman	Green Bay	10/28/79	5	116	1	78t
Jimmie Giles	Tampa Bay	10/20/85	7	116	4	39t
Irving Fryar	Philadelphia	10/20/96	8	116	4	38t
Shawn Jefferson	New England	10/25/98	4	116	0	54
Tony Hill	Dallas	12/17/84	6	115	1	66t
Isaac Curtis	Cincinnati	11/28/83	4	114	1	80t
Stanley Morgan	New England	10/21/84	3	114	1	76t
Dennis Northcutt	Cleveland	12/26/04	4	114	1	58t
Otis Taylor	Kansas City	11/13/66	4	113	1	89t
Otis Taylor	Kansas City	9/28/68	3	113	1	44
Eric Crabtree	Cincinnati	9/14/69	3	113	2	69t
James Lofton	L.A. Raiders	10/9/88	5	113	0	32
Tim Brown	Oakland	10/31/99	7	113	0	32
Jim Colclough	Boston	12/17/67	3	112	0	52
Mike Barber	Houston	12/24/78	4	112	0	55
Wesley Walker	N.Y. Jets	10/4/81	8	112	2	46
Will Moore	New England	9/10/95	8	112	0	33
Terry Glenn	New England	11/3/96	10	112	0	20
Roy Jefferson	Washington	10/13/74	7	111	1	37t
John Holland	Buffalo	9/13/76	2	111	2	58t
* John Stallworth	Pittsburgh	1/6/85	4	111	2	65t
Al Toon	N.Y. Jets	9/21/86	7	111	0	31
Torry Holt	St. Louis	9/30/01	4	111	1	45t
* Ed Podolak	Kansas City	12/25/71	8	110	1	29
Anthony Miller	San Diego	12/27/93	7	110	2	41t
Randy Moss	Minnesota	12/21/02	7	110	0	60
Jeremy Shockey	N.Y. Giants	10/5/03	11	110	0	20
Lee Evans	Buffalo	12/5/04	4	110	2	69t
Richie Anderson	N.Y. Jets	10/23/00	12	109	0	19
Wesley Walker	N.Y. Jets	9/3/78	4	108	2	47t
* Charlie Joiner	San Diego	1/2/82	7	108	0	39

PLAYER	TEAM	DATE	NO.	YDS.	TD	LG
Art Monk	N.Y. Jets	11/27/94	5	108	0	69
* Steve Tasker	Buffalo	12/30/95	5	108	1	37t
Dedric Ward	N.Y. Jets	11/9/97	6	108	0	33
Jack Snow	L.A. Rams	10/31/71	5	107	1	51t
Warren Wells	Oakland	9/21/68	3	106	1	73t
Raymond Chester	Baltimore	12/1/76	5	106	0	48
Frank Lewis	Buffalo	10/12/81	5	106	0	30
Tony Hill	Dallas	10/25/81	5	106	0	38
* Wes Chandler	San Diego	1/2/82	6	106	0	47
Andre Reed	Buffalo	12/4/94	3	106	2	83t
Warrick Dunn	Tampa Bay	9/21/97	6	106	1	58t
Bake Turner	N.Y. Jets	12/14/69	4	105	2	34t
Harold Jackson	New England	11/29/79	5	105	1	33
Eddie Brown	Cincinnati	11/8/87	8	105	0	32
Jermaine Lewis	Baltimore	10/19/97	6	105	0	28
Wayne Chrebet	N.Y. Jets	12/13/98	5	105	1	52
Tony Martin	Atlanta	12/27/98	3	105	1	53
Ed McCaffrey	Denver	9/13/99	6	105	3	61t
Art Powell	Oakland	9/2/66	8	104	1	17t
* Elmo Wright	Kansas City	12/25/71	3	104	0	63
Derrick Gaffney	N.Y. Jets	9/30/79	4	104	0	43
Wayne Chrebet	N.Y. Jets	10/12/97	5	104	1	70
Tim Brown	Oakland	12/6/98	9	104	2	27
Wayne Chrebet	N.Y. Jets	10/23/00	6	104	2	28
Gary Garrison	San Diego	10/11/69	4	103	2	40t
* Ken Burrough	Houston	12/24/78	6	103	0	53
Thurman Thomas	Buffalo	9/1/91	8	103	1	50t
* Kimble Anders	Kansas City	12/31/94	6	103	1	57t
Marvin Harrison	Indianapolis	9/6/98	5	102	1	42
Troy Brown	New England	12/24/00	8	102	0	22
David Patten	New England	10/6/02	5	102	2	34t
Doug Jolley	N.Y. Jets	12/18/05	9	102	1	60t
Andre Rison	Atlanta	10/11/92	7	101	1	22t
Richard Caster	N.Y. Jets	11/24/74	6	100	2	45t
Al Toon	N.Y. Jets	12/7/87	5	100	1	44t
Lawrence Dawsey	Tampa Bay	12/1/91	8	100	1	17t
Curtis Conway	Chicago	10/27/97	6	100	0	54
Ken Dilger	Indianapolis	12/14/97	5	100	3	43

100-PLUS RUSHING YARDS

PLAYER	TEAM	DATE	NO.	YDS.	TD	LG
O.J. Simpson	Buffalo	12/5/76	24	203	1	75t
Rueben Mayes	New Orleans	12/7/86	28	203	2	34t
Earl Campbell	Houston	11/20/78	28	199	4	81t
* Terrell Davis	Denver	1/9/99	21	199	2	62
Freeman McNeil	N.Y. Jets	10/14/85	28	173	0	20
Ricky Watters	Philadelphia	10/20/96	25	173	1	49t
Gerald Riggs	Atlanta	11/30/86	33	172	1	31
Eric Dickerson	Indianapolis	12/4/88	31	169	1	19
Jamal Lewis	Baltimore	1/2/05	34	167	1	20
** John Riggins	Washington	1/30/83	38	166	1	43t
Reuben Droughns	Cleveland	11/20/05	30	166	1	75t
Thurman Thomas	Buffalo	9/1/91	25	165	1	20
Jim Nance	Boston	12/17/67	24	164	2	29
William Andrews	Atlanta	12/10/83	21	161	1	24t
* Earnest Byner	Cleveland	1/4/86	16	161	2	66t
Hoyle Granger	Houston	12/23/67	21	160	1	23
Wayne Wilson	New Orleans	10/2/83	34	160	0	12
* Thurman Thomas	Buffalo	12/30/95	25	158	1	32
Don Woods	San Diego	9/29/74	18	157	2	56t
Earnest Byner	Washington	12/2/90	32	157	3	21
Antowain Smith	New England	12/22/01	26	156	1	44
Marcus Allen	L.A. Raiders	12/2/84	20	155	3	52t
Eric Dickerson	Indianapolis	11/15/87	30	154	1	13
Thurman Thomas	Buffalo	12/23/90	30	154	1	13t
Christian Okoye	Kansas City	10/13/91	23	153	1	38t
Dick Post	San Diego	11/3/68	21	151	0	24

PLAYER	TEAM	DATE	NO.	YDS.	TD	LG
Travis Henry	Buffalo	12/1/02	35	151	1	13
Thurman Thomas	Buffalo	12/3/89	27	148	1	30t
Christian Okoye	Kansas City	12/24/89	32	148	1	13
Thurman Thomas	Buffalo	12/17/95	35	148	1	15
Barry Sanders	Detroit	9/15/91	32	143	0	14
Lee Suggs	Cleveland	12/26/04	38	143	0	13
Lydell Mitchell	Baltimore	10/9/77	17	142	1	64t
Curtis Martin	New England	11/12/95	30	142	2	23
Woody Campbell	Houston	12/3/67	18	141	1	42
* Natrone Means	San Diego	1/8/95	24	139	1	24t
Earl Campbell	Houston	12/4/83	28	138	1	35t
Edgerrin James	Indianapolis	9/15/02	30	138	0	13
Barry Sanders	Detroit	12/7/97	30	137	1	19
Thurman Thomas	Buffalo	11/18/91	23	135	1	30
* Fred Taylor	Jacksonville	1/15/00	18	135	1	90t
Paul Robinson	Cincinnati	11/17/68	22	134	3	54t
Jim Nance	Boston	11/27/66	23	133	1	27t
Freeman McNeil	N.Y. Jets	11/4/84	20	132	1	52
Johnny Hector	N.Y. Jets	12/22/91	13	132	0	47
Travis Henry	Buffalo	10/20/02	22	132	0	34
Edgerrin James	Indianapolis	12/5/99	23	130	2	41t
Robert Holmes	Kansas City	9/28/68	13	128	1	76t
Michael Pittman	Tampa Bay	10/16/05	15	127	1	57t
Joe Washington	Baltimore	10/29/78	20	126	0	29
Floyd Little	Denver	10/27/68	25	126	1	19
Antowain Smith	Buffalo	11/14/99	29	126	0	24
Eric Dickerson	Indianapolis	9/25/88	30	125	0	9
Thurman Thomas	Buffalo	10/9/94	31	125	2	26t
Earnest Jackson	San Diego	11/18/84	28	124	0	16
Eric Dickerson	L.A. Rams	12/14/86	28	124	1	25
Neal Anderson	Chicago	9/4/88	24	123	2	15
Scott Lockwood	New England	12/27/92	30	123	0	23
Tatum Bell	Denver	12/12/04	17	123	2	29
Tony Dorsett	Dallas	10/25/81	24	122	0	18
Walter Payton	Chicago	12/2/85	23	121	0	15
Larry Kinnebrew	Buffalo	10/29/89	21	121	1	25
Dorsey Levens	Green Bay	9/14/97	21	121	0	23
Corey Dillon	New England	12/20/04	26	121	1	20
O.J. Simpson	Buffalo	11/18/73	20	120	0	28
Earl Campbell	Houston	11/5/79	32	120	0	11
* Chuck Muncie	San Diego	1/2/82	24	120	1	19
Curtis Martin	N.Y. Jets	10/14/01	22	120	1	27t
Jim Braxton	Buffalo	11/18/73	17	119	0	36
Craig James	New England	11/3/85	23	119	0	14
Ronnie Harmon	Buffalo	11/29/87	23	119	0	19
Jerome Bettis	Pittsburgh	11/25/96	27	119	0	14
Natrone Means	San Diego	12/27/93	18	118	3	65t
Edgerrin James	Indianapolis	11/26/00	26	118	0	13
Warren Williams	Pittsburgh	12/18/88	16	117	0	33
* Thurman Thomas	Buffalo	11/12/91	32	117	2	14
Franco Harris	Pittsburgh	11/30/80	28	116	1	9t
Freeman McNeil	N.Y. Jets	9/19/82	13	116	0	48
Freeman McNeil	N.Y. Jets	11/26/84	24	116	0	39
Curtis Martin	N.Y. Jets	11/1/04	19	115	1	25t
Lamont Jordan	N.Y. Jets	11/1/04	14	115	1	25t
Emerson Boozar	N.Y. Jets	12/13/70	18	114	0	21
Curtis Brown	Buffalo	11/12/78	11	114	1	58t
James Jones	Detroit	10/27/85	36	114	1	8
Jim Nance	Boston	10/15/67	20	113	0	19
Mel Owens	Detroit	12/15/73	27	113	1	10
Horace Ivory	New England	10/22/78	15	113	2	28
* Curt Warner	Seattle	12/31/83	29	113	2	18
Terry Allen	Minnesota	9/25/94	15	113	1	45
Edgerrin James	Indianapolis	12/17/00	32	112	0	15
Hoyle Granger	Houston	12/3/67	25	111	1	13
Jim Nance	Boston	12/8/68	19	111	1	30t
Wilbert Montgomery	Philadelphia	9/24/78	25	111	0	12

PLAYER	TEAM	DATE	NO.	YDS.	TD	LG
Willis McGahee	Buffalo	10/17/04	26	111	0	31
Franco Harris	Pittsburgh	11/14/76	22	110	1	26
Rocky Bleier	Pittsburgh	11/14/76	20	110	0	13
Eric Dickerson	Indianapolis	12/30/90	20	110	0	16
Corey Dillon	Cincinnati	10/1/00	22	110	0	19
Curtis Martin	N.Y. Jets	10/3/04	24	110	1	13
Jim Nance	Boston	11/30/69	17	109	0	23
Stump Mitchell	St. Louis	9/30/84	20	109	2	19
* Terry Allen	Baltimore	1/13/02	25	109	1	13
Joe Cribbs	Buffalo	12/27/82	19	108	1	62t
Curtis Martin	N.Y. Jets	10/4/98	36	108	1	15
Freeman McNeil	N.Y. Jets	11/10/85	26	107	0	13
Eric Dickerson	Indianapolis	12/17/89	21	107	2	17
* Edgerrin James	Indianapolis	12/30/00	21	107	0	34
Lydell Mitchell	Baltimore	11/23/75	26	106	1	32t
Sam Cunningham	New England	9/19/76	21	106	0	15
Eddie George	Tennessee	9/7/97	23	106	1	13t
Raymont Harris	Chicago	10/27/97	25	106	1	9
Franco Harris	Pittsburgh	12/3/73	15	105	1	21t
Marcus Allen	L.A. Raiders	9/19/83	22	105	0	15
* Craig James	New England	1/12/86	22	105	0	21
Lydell Mitchell	Baltimore	12/9/73	35	104	0	9
John Stephens	New England	11/6/88	25	104	1	13t
Rod Bernstine	San Diego	12/15/91	13	104	3	63t
Sammy Winder	Denver	9/29/85	20	103	2	19
Brad Baxter	N.Y. Jets	11/1/92	20	103	0	28
Jamal Anderson	Atlanta	12/27/98	18	103	1	36t
Emmitt Smith	Dallas	11/25/99	31	103	0	28
Garrison Hearst	San Francisco	12/16/01	26	103	0	23
Eric Dickerson	L.A. Rams	10/30/83	14	101	1	40
Duce Staley	Pittsburgh	9/26/04	22	101	0	38
* Wendell Hayes	Kansas City	12/25/71	22	100	0	22
Mark van Eeghen	New England	12/12/82	22	100	0	11
Chris Brown	Tennessee	9/11/04	16	100	0	52

* Playoff game ** Super Bowl

THE LAST TIME . . .

(regular season)

KICKOFF RETURNED FOR A TOUCHDOWN

By Dolphins – Wes Welker at Baltimore (95 yards), 1/2/05

By Opponents – Terrence McGee of Buffalo (104 yards), 12/05/04

PUNT RETURNED FOR A TOUCHDOWN

By Dolphins – Jeff Ogden vs. Green Bay (81 yards), 10/29/00

By Opponents – Dewell Brewer at Indianapolis (75 yards), 12/18/94

INTERCEPTED PASS RETURNED FOR A TOUCHDOWN

By Dolphins – Terrell Buckley at Buffalo (74 yards), 12/21/03

By Opponents – Jarret Johnson at Baltimore (6 yards), 1/2/05

FUMBLE RETURNED FOR A TOUCHDOWN

By Dolphins – Jason Taylor vs. Denver (85 yards), 9/11/05

By Opponents – Will Allen at Tampa Bay (33 yards), 10/16/05

OPPONENTS FUMBLE RETURNED FOR A TOUCHDOWN

By Dolphins – Jason Taylor vs. Denver (85 yards), 9/11/05

By Opponents – Will Allen at Tampa Bay (33 yards), 10/16/05

BLOCKED FIELD GOAL RETURNED FOR A TOUCHDOWN

By Dolphins – Curtis Johnson vs. Green Bay (47 yards), 12/19/71

By Opponents – George Radachowsky of N.Y. Jets (78 yards), 9/24/89

BLOCKED PUNT RETURNED FOR A TOUCHDOWN

By Dolphins – Mark Higgs vs. New England (19 yards), 10/18/90

By Opponents – Chris Burkett at N.Y. Jets (11 yards), 9/29/91

SAFETY SCORED

By Dolphins – Reggie Howard sacked Matt Cassel, forced fumble out of end zone at New England, 1/1/06

By Opponents – London Fletcher sacked Gus Frerotte in end zone vs. Buffalo, 12/4/05

SHUTOUT

By Dolphins – at Miami 23, Seattle 0, 9/3/00

By Opponents – at Cleveland 22, Miami 0, 11/20/05

200 YARDS RUSHING

By Dolphins – Ricky Williams vs. Chicago (216 yards), 12/9/02

By Opponents – Rueben Mayes at New Orleans (203 yards), 12/7/86

100 YARDS RUSHING

By Dolphins – Ricky Williams at New England (108 yards), 1/1/06

By Opponents – Reuben Droughns at Cleveland (166 yards), 11/20/05

100 YARDS RUSHING IN A HALF

By Dolphins – Ricky Williams vs. Tennessee (100 yards in the second half), 12/24/05

By Opponents – Rueben Droughns at Cleveland (105 yards in first half), 11/20/05

TWO 100-YARD RUSHERS

By Dolphins – Mercury Morris (125 yards) and Don Nottingham (102 yards) at Green Bay, 10/5/75

By Opponents – LaMont Jordan (115 yards) and Curtis Martin (115 yards) at New York Jets, 11/1/04

100 YARDS RUSHING AND RECEIVING

By Dolphins – None

By Opponents – Thurman Thomas at Buffalo (165 rushing yards and 103 receiving yards), 9/1/91

500 YARDS PASSING

By Dolphins – Dan Marino vs. New York Jets (521 yards), 10/23/88

By Opponents – None

400 YARDS PASSING

By Dolphins – Dan Marino at Cincinnati (450 yards), 10/1/95

By Opponents – Drew Bledsoe at New England (423 yards), 11/23/98

300 YARDS PASSING

By Dolphins – Gus Frerotte vs. New England (360 yards), 11/13/05

By Opponents – Brooks Bollinger of New York Jets (327 yards), 12/18/05

200 YARDS RECEIVING

By Dolphins – Chris Chambers vs. Buffalo (238 yards), 12/4/05

By Opponents – Isaac Bruce at St. Louis (210 yards), 12/24/95

100 YARDS RECEIVING

By Dolphins – Chris Chambers at San Diego (121 yards), 12/11/05

By Opponents – Doug Jolley of New York Jets (102 yards), 12/18/05

100 YARDS RECEIVING IN A HALF

By Dolphins – Chris Chambers vs. Buffalo (171 yards in second half), 12/4/05

By Opponents – Lee Evans of Buffalo (109 yards in first half), 12/4/05

TWO 100-YARD RECEIVERS

By Dolphins – Oronde Gadsden (116 yards) and Chris Chambers (101 yards) at Buffalo, 11/25/01

By Opponents – Richie Anderson (109 yards) and Wayne Chrebet (104 yards) at N.Y. Jets, 10/23/00, OT

FIVE TOUCHDOWN PASSES

By Dolphins – Dan Marino vs. New England, 9/4/94

By Opponents – Trent Green at Kansas City, 9/29/02

FOUR TOUCHDOWN PASSES

By Dolphins – Dan Marino vs. Denver, 12/21/98

By Opponents – Drew Bledsoe of Buffalo, 12/5/04

THREE TOUCHDOWN PASSES

By Dolphins – A.J. Feeley vs. Buffalo, 12/5/04

By Opponents – J.P. Losman of Buffalo, 12/4/05

FOUR TOUCHDOWN RECEPTIONS

By Dolphins – Mark Ingram at N.Y. Jets, 11/27/94

By Opponents – Irving Fryar at Philadelphia, 10/20/96

THREE TOUCHDOWN RECEPTIONS

By Dolphins – Chris Chambers at Dallas, 11/27/03

By Opponents – Lee Evans of Buffalo, 12/4/05

TWO TOUCHDOWN RECEPTIONS

By Dolphins – Chris Chambers vs. Tennessee, 12/24/05

By Opponents – Lee Evans (3) of Buffalo, 12/4/05

FOUR TOUCHDOWNS RUSHING

By Dolphins – None

By Opponents – Earl Campbell at Houston, 11/20/78

THREE TOUCHDOWNS RUSHING

By Dolphins – Karim Abdul-Jabbar at New England, 11/23/97

By Opponents – Curtis Martin at New England, 11/3/96

TWO TOUCHDOWNS RUSHING

By Dolphins – Sammy Morris vs. New England, 12/20/04

By Opponents – LaMont Jordan of Oakland, 11/27/05

FIVE FIELD GOALS

By Dolphins – Olindo Mare (6) at New England, 10/17/99

By Opponents – Kris Brown of Houston, 9/7/03

FOUR FIELD GOALS

By Dolphins – Olindo Mare at New England, 1/1/06

By Opponents – Kris Brown (5) of Houston, 9/7/03

THREE FIELD GOALS

By Dolphins – Olindo Mare (4) at New England, 1/1/06

By Opponents – Phil Dawson of Cleveland, 11/20/05

FOUR INTERCEPTIONS

By Dolphins – Dick Anderson vs. Pittsburgh, 12/3/73

By Opponents – None

THREE INTERCEPTIONS

By Dolphins – Sam Madison vs. Tennessee, 11/7/99

By Opponents – Nate Clements of Buffalo, 10/20/02

TWO INTERCEPTIONS

By Dolphins – Sammy Knight vs. New England, 12/20/04

By Opponents – Nate Clements of Buffalo, 9/21/03

THREE SACKS

By Dolphins – Jason Taylor vs. New York Jets, 12/18/05

By Opponents – Dwight Freeney of Indianapolis, 11/2/03

TWO SACKS

By Dolphins – Jason Taylor (3) vs. New York Jets, 12/18/05

By Opponents – London Fletcher of Buffalo, 12/4/05

BLOCKED FIELD GOAL

By Dolphins – Kenny Mixon vs. Atlanta (Jay Feely, 44 yards), 12/30/01

By Opponents – Richard Seymour of New England (Olindo Mare, 35 yards), 10/19/03

BLOCKED PUNT

By Dolphins – Brock Marion at New England (Lee Johnson), 12/24/00

By Opponents – Terry Wooden at Oakland (Klaus Wilmsmeyer), 12/6/98

MISSED POINT AFTER TOUCHDOWN ATTEMPT

By Dolphins – Bill Gramatica vs. Arizona, 11/7/04

By Opponents – Phil Dawson at Cleveland, 11/20/05

TWO POINT CONVERSION

By Dolphins – Chris Chambers from A.J. Feeley vs. Buffalo, 12/5/04

By Opponents – Heath Evans of New England run at Miami, 11/13/05

DUAL 100-YARD RUSHING GAMES

In the 40-year history of the franchise, the Dolphins have had four dual 100-yard rushing games. Two of these were accounted for by the tandem of Larry Csonka and Jim Kiick (both in 1971). The most recent game in which the Dolphins had two runners surpass the 100-yard mark occurred on October 5, 1975 at Green Bay when Mercury Morris rushed for 125 yards on 31 attempts, while Don Nottingham ran for 102 yards and three touchdowns on 21 carries. Opponents have achieved this feat on four occasions, with the most recent taking place on November 1, 2004 by the New York Jets at the Meadowlands when

Curtis Martin and LaMont Jordan both ran for 115 yards.

YEAR-BY-YEAR LEADERS

RUSHING

YEAR	PLAYER	G	NO.	YDS.	AVG.	LG	TD
1966	Joe Auer	14	121	416	3.4	41	4
1967	Abner Haynes	10	56	274	4.9	65t	2
1968	+ Jim Kiick	14	165	621	3.8	25	4
1969	Jim Kiick	14	180	575	3.2	27	9
1970	Larry Csonka	14	193	874	4.5	53	6
1971	Larry Csonka	14	195	1051	5.4	28	7
1972	Larry Csonka	14	213	1117	5.2	45	6
1973	Larry Csonka	14	219	1003	4.6	25	5
1974	Larry Csonka	12	197	749	3.8	24	9
1975	Mercury Morris	14	219	875	4.0	49	4
1976	Benny Malone	14	186	797	4.3	31	4
1977	Benny Malone	14	129	615	4.8	66t	5
1978	Delvin Williams	16	272	1258	4.6	58t	8
1979	Larry Csonka	16	220	837	3.8	22	12
1980	Delvin Williams	15	187	671	3.6	65	2
1981	Tony Nathan	13	147	782	5.3	46	5
1982	Andra Franklin	9	177	701	4.0	25t	7
1983	Andra Franklin	15	224	746	3.3	18	8
1984	Woody Bennett	16	144	606	4.2	23	7
1985	Tony Nathan	16	143	667	4.7	22	5
1986	Lorenzo Hampton	16	189	830	4.5	54t	9
1987	+ Troy Stradford	12	145	619	4.3	51	6
1988	Lorenzo Hampton	16	117	414	3.5	33	9
1989	+ Sammie Smith	13	200	659	3.3	25	6
1990	Sammie Smith	16	226	831	3.7	33	8
1991	Mark Higgs	14	231	905	3.9	24	4
1992	Mark Higgs	16	256	915	3.6	23	7
1993	Mark Higgs	16	186	693	3.7	31	3
1994	Bernie Parmalee	15	216	868	4.0	47t	6
1995	Bernie Parmalee	16	236	878	3.7	40	9
1996	+ Karim Abdul-Jabbar	16	307	1116	3.6	29	11
1997	Karim Abdul-Jabbar	16	283	892	3.2	22	15
1998	Karim Abdul-Jabbar	15	270	960	3.6	45	6
1999	+ J.J. Johnson	13	164	558	3.4	34	4
2000	Lamar Smith	15	309	1139	3.7	68t	14
2001	Lamar Smith	16	313	968	3.1	25	6
2002	# Ricky Williams	16	383	1853	4.8	63t	16
2003	Ricky Williams	16	392	1372	3.5	45	9
2004	Sammy Morris	13	132	523	4.0	35t	6
2005	+ Ronnie Brown	15	207	907	4.4	65t	4

RECEIVING

YEAR	PLAYER	G	NO.	YDS.	AVG.	LG	TD
1966	Dave Kocourek	14	27	320	11.9	43	2
1967	+ Jack Clancy	14	67	868	13.0	44	2
1968	Karl Noonan	14	58	760	13.1	50	11
1969	Larry Seiple	13	41	577	14.1	41t	5
1970	Jim Kiick (RB)	14	42	497	11.8	47	0
1971	Paul Warfield	14	43	996	23.2	86t	11
1972	Paul Warfield	12	29	606	20.9	47	3
1973	Marlin Briscoe	14	30	447	14.9	53	2
1974	Nat Moore	13	37	605	16.4	48	2
1975	Nat Moore	14	40	705	17.6	79t	4
1976	Nat Moore	9	33	625	18.9	67t	4
1977	Nat Moore	14	52	765	14.7	73t	12
1978	Nat Moore	16	48	645	13.5	47	10
1979	Nat Moore	16	48	840	17.5	53	6
1980	Tony Nathan (RB)	16	57	588	10.3	61	5
1981	Duriel Harris	15	53	911	17.2	55	2
1982	Tom Vigorito (RB)	9	24	186	7.8	26	0
1983	Tony Nathan (RB)	16	52	461	8.9	25	1

YEAR	PLAYER	G	NO.	YDS.	AVG.	LG	TD
1984	Mark Clayton	15	73	1389	19.0	65t	18
1985	Tony Nathan (RB)	16	72	651	9.0	73	1
1986	Mark Duper	16	67	1313	19.6	85t	11
1987	+ Troy Stradford (RB)	12	48	457	9.5	34	1
1988	Mark Clayton	16	86	1129	13.1	45t	14
1989	Mark Clayton	15	64	1011	15.8	78t	9
1990	Mark Duper	16	52	810	15.6	69t	5
1991	Mark Duper	16	70	1085	15.5	43t	5
	Mark Clayton	16	70	1053	15.0	43t	12
1992	Bobby Humphrey (RB)	16	54	507	9.4	26	1
1993	+ Terry Kirby (RB)	16	75	874	11.7	47	3
1994	Irving Fryar	16	73	1270	17.4	54t	7
1995	Terry Kirby (RB)	16	66	618	9.4	46	3
1996	O.J. McDuffie	16	74	918	12.4	36	8
1997	O.J. McDuffie	16	76	943	12.4	55	1
1998	# O.J. McDuffie	16	90	1050	11.7	61t	7
1999	Tony Martin	16	67	1037	15.5	69t	5
2000	Oronde Gadsden	16	56	786	14.0	61	6
2001	James McKnight	16	55	684	12.4	40	3
	Oronde Gadsden	14	55	674	12.3	61	3
2002	Chris Chambers	15	52	734	14.1	59t	3
2003	Chris Chambers	16	64	963	15.0	57t	11
2004	Randy McMichael (TE)	16	73	791	10.8	42t	4
2005	Chris Chambers	16	82	1118	13.6	77t	11

PASSING (minimum 150 attempts)

YEAR	PLAYER	G	ATT.	CMP.	YDS.	PCT.	TD	INT.	RATE
1976	Bob Griese	13	272	162	2097	59.6	11	12	78.9
1966	Dick Wood	10	230	83	993	36.1	4	14	30.6
1967	+ Bob Griese	12	331	166	2005	50.2	15	18	61.6
1968	Bob Griese	13	355	186	2473	52.4	21	16	75.7
1969	Bob Griese	9	252	121	1695	48.0	10	16	56.9
1970	Bob Griese	14	245	142	2019	58.0	12	17	72.1
1971	Bob Griese	14	263	145	2089	55.1	19	9	90.9
1972	Earl Morrall	14	150	83	1360	55.3	11	7	91.0
1973	Bob Griese	13	218	116	1422	53.2	17	8	84.3
1974	Bob Griese	13	253	152	1968	60.1	16	15	80.9
1975	Bob Griese	10	191	118	1693	61.8	14	13	86.6
1976	Bob Griese	13	272	162	2097	59.6	11	12	78.9
1977	Bob Griese	14	307	180	2252	58.6	22	13	87.7
1978	Bob Griese	11	235	148	1791	63.0	11	11	82.4
1979	Bob Griese	14	310	176	2160	56.8	14	16	72.0
1980	+ David Woodley	13	327	176	1850	53.8	14	17	63.1
1981	David Woodley	15	366	191	2470	52.2	12	13	69.8
1982	David Woodley	9	179	98	1080	54.7	5	8	63.5
1983	+ Dan Marino	11	296	173	2210	58.4	20	6	96.0
1984	# Dan Marino	16	564	362	5084	64.2	48	17	108.9
1985	# Dan Marino	16	567	336	4137	59.3	30	21	84.1
1986	# Dan Marino	16	623	378	4746	60.7	44	23	92.5
1987	Dan Marino	12	444	263	3245	59.2	26	13	89.2
1988	# Dan Marino	16	606	354	4434	58.4	28	23	80.8
1989	Dan Marino	16	550	308	3997	56.0	24	22	76.9
1990	Dan Marino	16	531	306	3563	57.6	21	11	82.6
1991	Dan Marino	16	549	318	3970	57.9	25	13	85.8
1992	# Dan Marino	16	554	330	4116	59.6	24	16	85.1
1993	Scott Mitchell	13	233	133	1773	57.1	12	8	84.2
1994	Dan Marino	16	615	385	4453	62.6	30	17	89.2
1995	Dan Marino	14	482	309	3668	64.1	24	15	90.8
1996	Dan Marino	13	373	221	2795	59.2	17	9	87.8
1997	Dan Marino	16	548	319	3780	58.2	16	11	80.7
1998	Dan Marino	16	537	310	3497	57.7	23	15	80.0
1999	Dan Marino	11	369	204	2448	55.3	12	17	67.4
2000	Jay Fiedler	15	357	204	2402	57.1	14	14	74.5
2001	Jay Fiedler	16	450	273	3290	60.7	20	19	80.3
2002	Jay Fiedler	11	292	179	2024	61.3	14	9	85.2
2003	Jay Fiedler	12	314	179	2138	57.0	11	13	72.4
2004	A.J. Feeley	11	356	191	1893	53.7	11	15	61.7
2005	Gus Frerotte	16	494	257	2996	52.0	18	13	71.9

PUNT RETURNS

YEAR	PLAYER	NO.	YDS.	AVG.	LG	TD
1966	Joe Auer	5	99	19.8	56	0
1967	Abner Haynes	6	37	6.2	20	0
1968	Bob Neff	8	71	8.9	20	0
1969	+ Mercury Morris	25	172	6.9	38	0
1970	+ Jake Scott	27	290	10.7	77t	1
1971	Jake Scott	33	318	9.6	31	0
1972	Charlie Leigh	22	210	9.5	27	0
1973	Jake Scott	22	266	12.1	33	0
1974	Jake Scott	31	346	11.2	30	0
1975	+ Freddie Solomon	26	320	12.3	50t	1
1976	Freddie Solomon	13	205	15.8	79t	1
1977	Freddie Solomon	32	285	8.9	39	0
1978	+ Jimmy Cefalo	28	232	8.3	26	0
1979	+ Tony Nathan	28	306	10.9	86t	1
1980	Tony Nathan	23	178	7.7	30	0
1981	Tom Vigorito	36	379	10.5	87t	1
1982	Tom Vigorito	20	192	9.6	59t	1
1983	+ Mark Clayton	41	392	9.6	60t	1
1984	Fulton Walker	21	169	8.0	33	0
1985	Tom Vigorito	22	197	9.0	21	0
1986	Craig Ellis	24	149	6.2	17	0
1987	+ Scott Schwedes	24	203	8.5	31	0
1988	Scott Schwedes	24	230	9.6	36	0
1989	Scott Schwedes	18	210	11.7	70t	1
1990	Tony Martin	26	140	5.4	35	0
1991	+ Scott Miller	28	248	8.9	32	0
1992	Scott Miller	24	175	7.3	19	0
1993	+ O.J. McDuffie	28	317	11.3	72t	2
1994	O.J. McDuffie	32	228	7.1	26	0
1995	O.J. McDuffie	24	163	6.8	24	0
1996	O.J. McDuffie	22	212	9.6	19	0
1997	Charles Jordan	26	273	10.5	38	0
1998	Terrell Buckley	29	354	12.2	35	0
1999	Nate Jacquet	28	351	12.5	45	0
2000	Jeff Ogden	19	323	17.0	81t	1
2001	Jeff Ogden	32	377	11.8	48	0
2002	Dedric Ward	16	169	10.6	34	0
2003	Sam Simmons	8	100	12.5	32	0
2004	Wes Welker	43	464	10.8	71	0
2005	Wes Welker	43	390	9.1	47	0

KICKOFF RETURNS

YEAR	PLAYER	NO.	YDS.	AVG.	LG	TD
1966	Joe Auer	28	698	24.9	95t	1
1967	Bob Neff	15	351	23.4	69	0
1968	Gene Milton	18	408	22.7	74	0
1969	+ Mercury Morris	43	1136	26.4	105t	1
1970	Mercury Morris	28	812	29.0	96t	1
1971	Mercury Morris	15	423	28.2	94t	1
1972	Mercury Morris	14	334	23.9	33	0
1973	Charlie Leigh	9	251	27.9	51	0
1974	+ Nat Moore	22	587	26.7	40	0
1975	+ Freddie Solomon	17	348	20.5	31	0
1976	#+ Duriel Harris	17	559	32.9	69	0
1977	Gary Davis	14	414	29.6	73	0
1978	Duriel Harris	29	657	22.7	53	0
1979	+ Tony Nathan	45	1016	22.6	43	0
1980	Don Bessillieu	40	890	22.3	87	0
1981	+ Fulton Walker	38	932	24.5	90t	1
1982	Fulton Walker	20	433	21.7	32	0
1983	# Fulton Walker	36	962	26.7	78	0
1984	Fulton Walker	29	617	21.3	41	0
1985	+ Lorenzo Hampton	45	1020	22.7	46	0
1986	Craig Ellis	25	541	21.6	41	0
1987	Lorenzo Hampton	16	304	19.0	32	0
1988	Joe Cribbs	41	863	21.0	44	0

YEAR	PLAYER	NO.	YDS.	AVG.	LG	TD
1989	Marc Logan	24	613	25.5	97t	1
1990	Marc Logan	20	367	18.4	35	0
1991	+ Aaron Craver	32	615	19.2	49	0
1992	Mike Williams	19	328	17.3	28	0
1993	+ O.J. McDuffie	32	755	23.6	48	0
1994	O.J. McDuffie	36	767	21.3	46	0
1995	O.J. McDuffie	23	564	24.5	47	0
1996	Irving Spikes	28	681	24.3	59	0
1997	Irving Spikes	24	565	23.5	48	0
1998	+ John Avery	43	1085	25.2	55	0
1999	Brock Marion	62	1524	24.6	93	0
2000	Autry Denson	20	495	24.8	56	0
2001	+ Chris Chambers	36	811	22.5	47	0
2002	Travis Minor	46	1071	23.3	66	0
2003	Travis Minor	34	727	21.4	49	0
2004	Wes Welker	57	1313	23.0	95t	1
2005	Wes Welker	61	1379	22.6	46	0

INTERCEPTIONS

YEAR	PLAYER	NO.	YDS.	AVG.	LONG	TD
1966	Willie West	8	62	7.8	27	0
1967	Dick Westmoreland	10	127	12.7	29	1
1968	+ Dick Anderson	8	230	28.8	96t	1
1969	+ Lloyd Mumphord	5	102	20.4	51	0
1970	Dick Anderson	8	191	23.9	86	0
1971	Jake Scott	7	34	4.9	21	0
1972	Jake Scott	5	73	14.6	31	0
1973	Dick Anderson	8	163	20.4	38t	2
1974	Jake Scott	8	75	9.4	30	0
1975	Jake Scott	6	60	10.0	38	0
1976	(four players)	(two interceptions)				
1977	Curtis Johnson	4	35	8.8	19	0
1978	Tim Foley	6	12	2.0	8	0
1979	Neal Colzie	5	86	17.2	56	0
	Gerald Small	5	74	14.8	40	0
1980	Gerald Small	7	46	6.6	22	0
1981	Glenn Blackwood	4	124	31.0	39	0
1982	Don McNeal	4	42	10.5	23	1
1983	William Judson	6	60	10.0	29	0
1984	Glenn Blackwood	6	169	28.2	50	0
1985	Glenn Blackwood	6	36	6.0	17	0
1986	(four players)	(two interceptions)				
1987	Paul Lankford	3	44	14.7	44	0
	Glenn Blackwood	3	17	5.7	17	0
1988	+ Jarvis Williams	4	62	15.5	23	0
	William Judson	4	57	14.3	52	0
1989	+ Louis Oliver	4	32	8.0	23	0
1990	Louis Oliver	5	87	17.4	35	0
	Jarvis Williams	5	82	16.4	42t	1
1991	Louis Oliver	5	80	16.0	37	0
1992	Louis Oliver	5	200	40.0	103t	1
1993	J.B. Brown	5	43	8.6	29	0
1994	Troy Vincent	5	113	22.6	58t	1
1995	Troy Vincent	5	95	19.0	69t	1
1996	Terrell Buckley	6	164	27.3	91t	1
1997	Terrell Buckley	4	26	6.5	12	0
1998	Terrell Buckley	8	157	19.6	61	1
	Sam Madison	8	114	14.3	35	0
1999	Sam Madison	7	164	23.4	42	1
2000	Brian Walker	7	80	11.4	31	0
2001	Brock Marion	5	227	45.4	100t	2
2002	Patrick Surtain	6	79	13.2	40t	1
2003	Patrick Surtain	7	59	8.4	32	0
2004	Arturo Freeman	4	59	14.8	47	0
	Sammy Knight	4	32	8.0	32	0
	Patrick Surtain	4	2	0.5	2	0
2005	Lance Schulters	4	78	19.5	37	0

SCORING*

YEAR	PLAYER	TDs	RUN	REC.	PATs	FGs	PTS.
1966	Joe Auer	9	5	4	0-0	0-0	54
	Gene Mingo	0	0	0	23-23	10-22	53
1967	Booth Lusteg	0	0	0	18-18	7-12	39
	Jack Harper	4	1	3	0-0	0-0	24
1968	Karl Noonan	11	0	11	0-0	0-0	66
	+ Jim Keyes	0	0	0	30-30	7-16	51
1969	Karl Kremser	0	0	0	26-27	13-22	65
	Jim Kiick	10	9	1	0-0	0-0	60
1970	Garo Yepremian	0	0	0	31-31	22-29	97
1971	# Garo Yepremian	0	0	0	33-33	28-40	117
	Paul Warfield	11	0	11	0-0	0-0	66
1972	Garo Yepremian	0	0	0	43-45	24-37	115
	Mercury Morris	12	12	0	0-0	0-0	72
1973	Garo Yepremian	0	0	0	38-38	25-37	113
	Paul Warfield	11	0	11	0-0	0-0	66
1974	Garo Yepremian	0	0	0	43-43	8-15	67
	Larry Csonka	9	9	0	0-0	0-0	54
1975	Garo Yepremian	0	0	0	40-46	13-16	79
	Don Nottingham	12	12	0	0-0	0-0	72
1976	Garo Yepremian	0	0	0	29-31	16-23	77
1977	Nat Moore	13	1	12	0-0	0-0	78
	Garo Yepremian	0	0	0	37-41	10-22	67
1978	Garo Yepremian	0	0	0	41-45	19-23	98
	Nat Moore	10	0	10	0-0	0-0	60
1979	+ Uwe von Schamann	0	0	0	36-40	21-29	99
	Larry Csonka	13	12	1	0-0	0-0	78
1980	Uwe von Schamann	0	0	0	32-32	14-23	74
	Nat Moore	7	0	7	0-0	0-0	42
1981	Uwe von Schamann	0	0	0	37-38	24-31	109
1982	Uwe von Schamann	0	0	0	21-22	15-20	66
	Andra Franklin	7	7	0	0-0	0-0	42
1983	Uwe von Schamann	0	0	0	45-48	18-27	99
	Mark Duper	10	0	10	0-0	0-0	60
1984	Mark Clayton	18	0	18	0-0	0-0	108
	Uwe von Schamann	0	0	0	66-70	9-19	93
1985	+ Fuad Reveiz	0	0	0	50-52	22-27	116
	+ Ron Davenport	13	11	2	0-0	0-0	78
1986	Fuad Reveiz	0	0	0	52-55	14-22	94
	Lorenzo Hampton	12	9	3	0-0	0-0	72
1987	Fuad Reveiz	0	0	0	28-30	9-11	55
	Mark Duper	8	0	8	0-0	0-0	48
1988	Mark Clayton	14	0	14	0-0	0-0	84
	Fuad Reveiz	0	0	0	31-32	8-12	55
1989	+ Pete Stoyanovich	0	0	0	38-39	19-26	95
	Mark Clayton	9	0	9	0-0	0-0	54
1990	Pete Stoyanovich	0	0	0	37-37	21-25	100
	Sammie Smith	9	8	1	0-0	0-0	54
1991	Pete Stoyanovich	0	0	0	28-29	31-37	121
	Mark Clayton	12	0	12	0-0	0-0	72
1992	# Pete Stoyanovich	0	0	0	34-36	30-37	124
1993	Pete Stoyanovich	0	0	0	37-37	24-32	109
1994	Pete Stoyanovich	0	0	0	35-35	24-31	107
	Irving Fryar	7	0	7	0-0	0-0	46
1995	Pete Stoyanovich	0	0	0	37-37	27-34	118
	Bernie Parmalee	10	9	1	0-0	0-0	80
1996	Joe Nedney	0	0	0	35-36	18-29	89
	+ Karim Abdul-Jabbar	11	11	0	0-0	0-0	66
1997	Olindo Mare	0	0	0	33-33	28-36	117
	Karim Abdul-Jabbar	16	15	1	0-0	0-0	96
1998	Olindo Mare	0	0	0	33-34	22-27	99
	Oronde Gadsden	7	0	7	0-0	0-0	42
1999	O.J. McDuffie	7	0	7	0-0	0-0	42
	Olindo Mare	0	0	0	27-27	39-46	144
2000	Oronde Gadsden	6	0	6	0-0	0-0	36
	Olindo Mare	0	0	0	33-34	28-31	117
	Lamar Smith	16	14	2	0-0	0-0	96

YEAR	PLAYER	TDs	RUN	REC.	PATs	FGs	PTS.
2001	Olindo Mare	0	0	0	39-40	19-21	96
	Lamar Smith	8	6	2	0-0	0-0	48
2002	Olindo Mare	0	0	0	42-43	24-31	114
	Ricky Williams	17	16	1	0-0	0-0	102
2003	Olindo Mare	0	0	0	33-34	22-29	99
	Chris Chambers	11	0	11	0-0	0-0	66
2004	Olindo Mare	0	0	0	18-18	12-16	54
	Chris Chambers	7	0	7	0-0	0-0	44#
2005	Olindo Mare	0	0	0	33-33	25-30	108
	Chris Chambers	11	0	11	0-0	0-0	66

* In years where only one player is listed, several players were tied for second with same point total

includes two-point conversion

TACKLES

YEAR	PLAYER	G	SOLO	ASST.	TOTAL
1966	Willie West	14	95	23	118
1967	Wahoo McDaniel	14	69	49	118
1968	Frank Emanuel	14	82	37	119
1969	Nick Buoniconti	13	79	35	114
1970	Nick Buoniconti	14	96	49	145
1971	Nick Buoniconti	14	86	40	126
1972	Nick Buoniconti	14	72	74	146
1973	Nick Buoniconti	13	91	71	162
1974	Bob Matheson	14	71	32	103
1975	+ Steve Towle	12	90	74	164
1976	Steve Towle	13	131	86	217
1977	Steve Towle	16	75	63	138
1978	Rusty Chambers	16	85	66	151
1979	Rusty Chambers	16	80	98	178
1980	Bob Baumhower	16	88	47	135
1981	Earnie Rhone	16	120	51	171
1982	Earnie Rhone	9	62	20	82
1983	Bob Brudzinski	16	73	31	104
1984	Mark Brown	16	59	18	77
1985	Mark Brown	15	78	18	96
1986	+ John Offerdahl	15	109	26	135
1987	Jackie Shipp	12	63	16	79
1988	John Offerdahl	16	99	18	117
1989	Barry Krauss	16	100	19	119
1990	John Offerdahl	16	98	18	116
1991	Louis Oliver	16	73	15	88
1992	Bryan Cox	16	84	43	127
1993	Bryan Cox	16	87	35	122
1994	Bryan Cox	16	106	41	147
1995	Bryan Cox	16	104	38	142
1996	+ Zach Thomas	16	131	49	180
1997	Zach Thomas	15	107	42	149
1998	Zach Thomas	16	124	36	160
1999	Zach Thomas	16	117	50	167
2000	Brock Marion	16	85	24	109
2001	Zach Thomas	15	112	68	180
2002	Zach Thomas	16	124	71	195
2003	Zach Thomas	15	113	71	184
2004	Zach Thomas	13	95	73	168
2005	Zach Thomas	14	112	54	166

SACKS

1968: Mel Branch, 11.0; **1969:** Bill Stanfill, 8.0; **1970:** Bill Stanfill, 6.0; **1971:** Manny Fernandez, 8.0; **1972:** Vern Den Herder, 10.5; **1973:** Bill Stanfill, 18.5; **1974:** Bill Stanfill, 10.0; **1975:** Vern Den Herder, 11.0; **1976:** Don Reese and Bill Stanfill, 4.0; **1977:** +A.J. Duhe, 7.0; **1978:** Vern Den Herder, 11.0; **1979:** Vern Den Herder, 9.0; **1980:** Kim Bokamper and A.J. Duhe, 5.5; **1981:** Bob Baumhower, 9.0; **1982:** Bob Brudzinski, 4.5; **1983:** Doug Betters, 16.0; **1984:** Doug Betters, 14.0; **1985:** Mike Charles, 7.0; **1986:** Mark Brown, 5.0 (47 yards); **1987:** T.J. Turner, 4.0 (34 yards); **1988:** T.J. Turner, 5.0 (22 yards); **1989:** Jeff Cross, 10.0 (94 yards); **1990:** Jeff Cross, 11.5 (95.5 yards); **1991:** Jeff Cross 7.0 (60 yards); **1992:** Bryan Cox 14.0 (115 yards); **1993:** Jeff Cross 10.5 (62 yards); **1994:** Jeff Cross 9.5 (58.5 yards); **1995:** Bryan Cox 7.5 (46 yards); **1996:** Trace Armstrong 12.0 (81.5 yards); **1997:** Trace

Armstrong 5.5 (45 yards); **1998:** Trace Armstrong 10.5 (63 yards); **1999:** Rich Owens 8.5 (61 yards); **2000:** Trace Armstrong 16.5 (96.5 yards); **2001:** Jason Taylor 8.5 (44.5 yards); **2002:** #-Jason Taylor 18.5 (162.5 yards); **2003:** Adewale Ogunleye 15.0 (71 yards); **2004:** Jason Taylor 9.5 (62.5 yards); **2005:** Jason Taylor 12.0 (80 yards).

+ *Rookie*

- League Leader

DOLPHINS OFFENSE YEAR BY YEAR

YEAR	PLAYS	FIRST DOWNS	RUSH YARDS	PASS YARDS	TOTAL YARDS	NFL RANK* T-R-P	TOTAL POINTS
1966	884	200	1410	2048	3458	22-21-19	213
1967	847	212	1323	2336	3659	17-18-17	219
1968	892	247	1704	2402	4106	12-15-11	276
1969	878	224	1513	2077	3590	23-23-21	233
1970	827	228	2082	1957	4039	11- 3-20	297
1971	804	232	2429	1983	4412	5- 1-19	315
1972	893	291	2960	2076	5036	1- 1-16	385
1973	776	215	2521	1582	4103	9- 3- 1	343
1974	884	272	2191	2084	4275	11- 4-16	327
1975	896	266	2500	2009	4509	11- 4-20	357
1976	874	267	2118	2268	4386	13-13-10	263
1977	866	267	2366	1961	4327	10- 5-16	313
1978	954	270	2366	2469	4835	13-11-15	372
1979	1006	297	2187	2763	4950	16-17-14	341
1980	1015	284	1876	2688	4564	26-17-24	266
1981	1063	306	2173	3149	5322	16-10-16	345
1982	582	165	1344	1314	2658	19- 3-27	198
1983	1033	314	2150	3045	5195	16-13-19	389
1984	1070	387	1918	5018	6936	1-16- 1	513
1985	1039	361	1729	4114	5843	6-18- 2	428
1986	1011	351	1545	4779	6324	2-25- 1	430
1987	1005	331	1662	3876	5538	4-23- 1	362
1988	963	321	1205	4516	5721	5-28- 1	319
1989	1011	311	1330	4216	5546	7-27- 3	331
1990	975	303	1535	3512	5047	14-22- 5	336
1991	970	312	1352	3889	5241	7-25- 3	343
1992	998	316	1525	3975	5500	5-24- 2	340
1993	1030	309	1459	4353	5812	2-25- 1	349
1994	1078	344	1658	4420	6078	1-13- 2	389
1995	1034	345	1506	4210	5716	8-21- 4	398
1996	1000	293	1622	3543	5165	14-19-11	339
1997	1028	311	1343	3792	5135	11-29- 2	339
1998	1028	269	1535	3395	4930	16-24-10	321
1999	1071	287	1453	3485	4938	20-22-13t	326
2000	945	251	1894	2567	4461	26-14-27	323
2001	953	263	1664	3157	4821	21-23-19	344
2002	1010	318	2502	2890	5392	15- 2-26	378
2003	968	266	1817	2792	4609	24-17-26	311
2004	1022	267	1339	3065	4404	29-31-21	275
2005	1026	274	1898	3300	5198	16-14-12	318

*1966-69 are AFL-NFL combined rankings

DOLPHINS AGAINST SUPER BOWL CHAMPS

Since 1970, the Dolphins own a 7-1 record in regular season home games against that year's eventual Super Bowl champion. Miami has defeated the 1970 Baltimore Colts (34-17), the 1985 Chicago Bears (38-24), the 1987 Washington Redskins (23-21), the 1998 Denver Broncos (31-21), the 2000 Baltimore Ravens (19-6), the 2001 New England Patriots (30-10) and the 2004 Patriots (29-28). Their only loss was a 19-13 overtime setback to New England on October 19, 2003.

DOLPHINS DEFENSE YEAR BY YEAR

YEAR	PLAYS	FIRST DOWNS	RUSH YARDS	PASS YARDS	TOTAL YARDS	NFL RANK* T-R-P	TOTAL POINTS
1966	857	237	1510	3101	4611	19- 7-22	362
1967	843	269	2145	2835	4980	22-25-17	407
1968	808	240	2172	2712	4884	23-22-20	355
1969	851	206	1489	2637	4126	10- 9-16	332
1970	808	226	1453	2551	4004	14- 7-22	228
1971	800	214	1661	2000	3661	5- 8- 6	174
1972	770	186	1548	1749	3297	1- 3- 5	171
1973	878	195	1991	1290	3281	3-12- 1	150
1974	807	208	1624	2182	3806	8- 7-16	216
1975	858	224	1768	2021	3789	6- 5- 6	222
1976	892	268	2411	2670	5081	26-22-28	264
1977	901	227	1749	2233	3982	16- 6-24	197
1978	1021	298	2261	2908	5169	23-16-26	254
1979	938	238	1702	2737	4439	4- 2-12	257
1980	1062	309	2018	3206	5224	14-15-15	305
1981	1039	296	2032	3331	5363	15-14-19	275
1982	548	147	1285	1027	2312	1-24- 1	131
1983	992	288	2037	3002	5139	7-13- 8	250
1966	857	237	1510	3101	4611	19- 7-22	362
1984	1051	314	2155	3265	5420	19-22-14	298
1985	1033	314	2256	3511	5767	23-23-22	320
1986	1058	337	2493	3557	6050	26-27-22	405
1987	1013	314	2198	3247	5445	26-25-21	335
1988	1072	359	2506	3275	5781	26-26-14	380
1989	1045	337	2153	3543	5696	24-25-18	379
1990	968	268	1831	2716	4547	7-16- 3	242
1991	1019	327	2301	3105	5406	25-27-12	349
1992	976	273	1600	2983	4583	10- 6-14	281
1993	1061	332	1665	3485	5150	20-14-21	351
1994	1000	305	1430	3794	5224	19- 6-25	327
1995	1000	309	1675	3569	5244	16-12-19	332
1996	987	306	1536	3655	5191	18-13-22	325
1997	1004	299	1813	3551	5364	26-17-25	327
1998	944	257	1511	2924	4435	3- 6- 6	265
1999	936	252	1476	2928	4404	5- 8- 5	336
2000	995	289	1736	2900	4636	6-14- 5	226
2001	957	283	1779	2829	4608	5-17- 1	290
2002	974	285	1554	3102	4656	3- 5- 8	301
2003	1014	283	1452	3335	4787	10- 5-19	251
2004	1009	281	2302	2592	4894	8-31- 2	354
2005	1078	319	1771	3307	5078	18-17-20	317

*1966-69 are AFL-NFL combined rankings

THE RETURNS ARE IN

When Wes Welker took a kickoff back 95 yards for a touchdown in the 2004 finale, on January 2, 2005 at Baltimore, it marked the first kickoff return for a score by a Dolphin since Marc Logan had a 97-yard return on October 1, 1989 at Houston. In between touchdowns, there had been a span of 251 regular season games and 898 kickoff returns by 76 different individuals. Brock Marion (1998-2003) had the most returns over this stretch (107), while also having had the longest return (93 in 1999). Welker's return was the eighth kickoff return for a touchdown in Dolphins history during the regular season, and the tenth overall including playoffs.

DOLPHINS IN OVERTIME

LOCATION	W	L	T	WON TOSS	LOST TOSS
HOME*	8	9	1	10	8
ROAD*	5	9	0	6	8
TOTALS	13	18	1	16	16

* Home record includes 1-1 mark in playoffs; Road record includes 1-0 mark in playoffs
 When they have won the toss, the Dolphins are 9-7 (6-4 home, 3-3 road).
 When they have lost the toss, the Dolphins are 4-11-1 (2-5-1 home, 2-6 road).

***Dec. 25, 1971 – Miami 27, at Kansas City 24 (2 OT):** Chiefs win toss. Jan Stenerud has 42-yard FG attempt blocked by Nick Buoniconti of Dolphins. Teams trade punts. Garo Yepremian misses FG try from 52 yards. K.C. QB Len Dawson is intercepted by Jake Scott and teams trade punts. Yepremian kicks a 37-yard FG at 7:40 of the second overtime.

Dec. 14, 1975 – at Baltimore 10, Miami 7: Dolphins win toss. Miami is forced to punt. Colts drive from their own 4 to the Miami 14. Toni Linhart kicks 31-yard FG at 12:44.

Oct. 17, 1976 – Kansas City 20, at Miami 17: Chiefs win toss. Kansas City punts and Miami drives to 20-yard line of Chiefs. Norm Bulaich fumbles into end zone and K.C. recovers for touchback. Chiefs drive to Miami 17 and Jan Stenerud kicks 34-yard FG at 14:48.

Nov. 18, 1979 – at Cleveland 30, Miami 24: Browns win toss. Brian Sipe throws 39-yard TD pass to Reggie Rucker at 1:59.

Nov. 20, 1980 – San Diego 27, at Miami 24: Chargers win toss. San Diego is forced to punt, but Woodrow Lowe intercepts David Woodley at the Miami 40 and returns it to the 12 of the Dolphins. Rolf Benirschke kicks 28-yard FG for Chargers at 7:14.

Dec. 8, 1980 – at Miami 16, New England 13: Dolphins win toss. Miami drives from its own 13 to the 5 of New England with the big play being a 54-yard pass to Duriel Harris from David Woodley. Uwe von Schamann kicks 23-yard FG at 3:20.

Oct. 4, 1981 – at Miami 28, N.Y. Jets 28 (tie): Jets win toss. Teams trade punts twice. Pat Leahy of Jets misses 48-yard FG attempt near end of OT period.

Nov. 8, 1981 – Miami 30, at New England 27: Dolphins win toss. Miami punts, but Bob Brudzinski intercepts Steve Grogan at New England 45 and returns it to 26 of the Pats. Thirteen yards is tacked on for unnecessary roughness on tackle of Brudzinski, before Uwe von Schamann kicks 30-yard FG at 7:09.

***Jan. 2, 1981 – San Diego 41, at Miami 38:** Chargers win toss. Rolf Benirschke misses 27-yard FG for San Diego and Uwe von Schamann of Miami has 34-yard FG blocked by Leroy Jones of Chargers. Benirschke kicks 29-yard FG at 13:52.

Oct. 9, 1983 – Buffalo 38, at Miami 35: Dolphins win toss. Uwe von Schamann misses FGs of 52 and 43 yards for Miami. Joe Danelo kicks 36-yard FG at 13:58.

Nov. 18, 1984 – at San Diego 34, Miami 28: Chargers win toss. Buford McGee runs for 25-yard TD at 3:17.

Sept. 21, 1986 – at N.Y. Jets 51, Miami 45: Jets win toss. Ken O'Brien throws a 43-yard TD pass to Wesley Walker at 2:35.

Dec. 14, 1986 – Miami 37, at L.A. Rams 31: Dolphins win toss. Dan Marino throws a 20-yard TD pass to Mark Duper at 3:04.

Oct. 18, 1987 – at N.Y. Jets 37, Miami 31: Jets win toss. Both teams exchange punts, then interceptions before Jets take over on another Dolphin interception. Pat Ryan passes eight yards to Eddie Hunter at 14:26.

Oct. 25, 1987 – Buffalo 34, at Miami 31: Bills win toss. Scott Norwood kicks 27-yard FG at 4:12.

Oct. 8, 1989 – at Miami 13, Cleveland 10: Browns win toss. Cleveland drives to Miami 26-yard line, but Matt Bahr misses 44-yard FG. Miami drives 55 yards and Pete Stoyanovich kicks 35-yard FG at 6:28.

Dec. 9, 1990 – at Miami 23, Philadelphia 20: Eagles win toss. Both teams exchange punts, then Eagles' Jeff Feagles boots 23-yard punt. Miami drives 35 yards and Pete Stoyanovich kicks 39-yard FG at 12:32.

Nov. 24, 1991 – Miami 16, at Chicago 13: Dolphins win toss. Pete Stoyanovich kicks 27-yard FG at 4:11.

Dec. 22, 1991 – N.Y. Jets 23, at Miami 20: Dolphins win toss. Miami is forced to punt. Raul Allegre kicks 30-yard FG at 6:15.

Dec. 27, 1992 – Miami 16, at New England 13: Patriots win toss. New England is forced to punt. Pete Stoyanovich kicks 35-yard FG at 6:43.

Jan. 2, 1994 – at New England 33, Miami 27: Dolphins win toss. Miami is forced to punt. Dolphins intercept pass but are forced to punt. Drew Bledsoe passes 36 yards to Michael Timpson for touchdown at 10:14.

Oct. 16, 1994 – at Miami 20, L.A. Raiders 17: Dolphins win toss. Pete Stoyanovich kicks 29-yard FG at 5:46.

Nov. 20, 1994 – at Pittsburgh 16, Miami 13: Steelers win toss. Pittsburgh stopped on fourth down. Dolphins forced to punt. Gary Anderson kicks 39-yard FG at 10:19.

Oct. 8, 1995 – Indianapolis 27, at Miami 24: Colts win toss. Cary Blanchard kicks 27-yard FG at 4:58.

Sept. 7, 1997 – at Miami 16, Tennessee 13: Dolphins win toss. Olindo Mare kicks 29-yard FG at 12:45.

Oct. 27, 1997 – Chicago 36, at Miami 33: Dolphins win toss. Both teams exchange punts, then Dan Marino is sacked and fumbles on Dolphins 17-yard line. Jeff Jaeger kicks 35-yard FG at 5:35.

Oct. 25, 1998 – at Miami 12, New England 9: Dolphins win toss. Olindo Mare kicks 43-yard FG at 10:24.

Oct. 23, 2000 – at N.Y. Jets 40, Miami 37: Dolphins win toss. Marcus Coleman intercepts Jay Fiedler pass then fumbles and Oronde Gadsden recovers. Coleman intercepts Fiedler again. John Hall kicks 40-yard field goal at 8:13.

***Dec. 30, 2000 – at Miami 23, Indianapolis 17:** Dolphins win toss. Miami forced to punt. Mike Vanderjagt misses 49-yard field goal wide right. Lamar Smith scores on 17-yard touchdown run at 3:34.

Dec. 29, 2002 – at New England 27, Miami 24: Patriots win toss. Adam Vinatieri kicks 35-yard FG at 12:57.

Oct. 19, 2003 – New England 19, at Miami 13: Dolphins win toss. Olindo Mare misses 35-yard FG. Patriots forced to punt. Tyrone Poole intercepts a Jay Fiedler pass on Patriots 18. Tom Brady connects with Troy Brown for an 82-yard TD pass on the following play at 9:15.

Nov. 16, 2003 – at Miami 9, Baltimore 6: Dolphins win toss. Miami forced to punt. Four plays afterward, Zach Thomas recovers a Jamal Lewis fumble at the Ravens 33, leading to an Olindo Mare 43-yard FG at 6:12.

***Playoff Game**

LARGEST COMEBACKS

DOLPHINS

	MARGIN	SCORE/ QUARTER	FINAL SCORE	DATE	OPPONENT
1.	24 points	0-24 (2nd)	34-27	12/15/74	NEW ENGLAND
2.	21 points	0-21 (2nd)	24-23	12/4/05	BUFFALO
2.	18 points	3-21 (2nd)	24-21	1/4/86	CLEVELAND*
3.	18 points	3-21 (2nd)	24-21	11/14/71	PITTSBURGH
4.	17 points	0-17 (3rd)	21-17	11/10/68	at Buffalo
	17 points	3-20 (2nd)	31-23	11/12/89	at N.Y. Jets
	17 points	7-24 (3rd)	28-24	11/27/94	at N.Y. Jets
	17 points	0-17 (2nd)	28-20	10/29/00	GREEN BAY

NOTE: Miami's largest fourth-quarter comeback was from a 16-point deficit (0-16 to 21-16) against New Orleans on September 28, 1980.

OPPONENTS

	MARGIN	SCORE/ QUARTER	FINAL SCORE	DATE	OPPONENT
1.	23 points	7-30 (4th)	40-37 (OT)	10/23/00	at N.Y. Jets
2.	21 points	0-21 (2nd)	34-31 (OT)	10/25/87	BUFFALO
3.	21 points	3-24 (3rd)	27-24 (OT)	10/8/95	INDIANAPOLIS
4.	18 points	10-28 (2nd)	45-28	10/9/77	at Baltimore
5.	17 points	0-17 (3rd)	21-17	10/14/01	at N.Y. Jets
6.	15 points	6-21 (3rd)	22-21	1/9/95	at San Diego*
	15 points	18-33 (4th)	36-33 (OT)	10/27/97	CHICAGO
8.	14 points	0-14 (3rd)	21-24	10/27/68	at Denver
	14 points	0-14 (3rd)	31-28	10/3/76	L.A. RAMS
	14 points	14-28 (4th)	34-28 (OT)	11/18/84	at San Diego
	14 points	7-21 (2nd)	28-21	9/13/87	NEW ENGLAND
	14 points	0-14 (1st)	40-21	11/15/87	at Indianapolis
	14 points	0-14 (2nd)	34-14	11/26/89	PITTSBURGH
	14 points	0-14 (1st)	35-31	9/1/91	at Buffalo
	14 points	7-21 (2nd)	27-24 (OT)	12/29/02	at New England

*** Playoff Game**

DOLPHINS' 10 LARGEST MARGINS

... OF VICTORY

	MARGIN	SCORE	DATE	OPPONENT
1.	52 points	52-0	11/12/72	NEW ENGLAND
2.	44 points	44-0	11/11/73	BALTIMORE
3.	43 points	43-0	10/19/75	at N.Y. Jets
4.	42 points	42-0	9/10/78	at Baltimore
	42 points	45-3	11/24/86	N.Y. JETS
	42 points	42-0	10/11/87	KANSAS CITY
7.	41 points	55-14	11/24/77	at St. Louis
8.	38 points	45-7	12/20/70	BUFFALO
	38 points	41-3	10/17/71	NEW ENGLAND
	38 points	52-14	9/3/95	N.Y. JETS

... OF DEFEAT

	MARGIN	SCORE	DATE	OPPONENT
1.	55 points	62-7	1/15/00	at Jacksonville*
2.	45 points	48-3	9/28/68	KANSAS CITY
3.	41 points	41-0	10/8/67	at Kansas City
	41 points	41-0	12/14/97	at Indianapolis
5.	35 points	35-0	11/1/70	at Baltimore
	35 points	42-7	10/13/91	at Kansas City
	35 points	38-3	1/9/99	at Denver*
8.	34 points	58-24	9/18/66	at Buffalo
	34 points	44-10	10/2/66	at San Diego
	34 points	34-0	10/12/80	at New England

* Playoff Game

DOLPHINS HOME & AWAY

YEAR	HOME	PCT.	ROAD	PCT.	OVERALL	PCT.
1966	2-5	.286	1-6	.143	3-11	.214
1967	4-3	.571	0-7	.000	4-10	.286
1968	1-5-1	.214	4-3	.571	5-8-1	.393
1969	2-3-1	.417	1-7*	.125	3-10-1	.250
1970	6-1	.857	4-3	.571	10-4	.714
1971	6-1	.857	4-2-1	.643	10-3-1	.750
1972	7-0	1.000	7-0	1.000	14-0	1.000
1973	7-0	1.000	5-2	.714	12-2	.857
1974	7-0	1.000	4-3	.571	11-3	.786
1975	5-2	.714	5-2	.714	10-4	.714
1976	3-4	.429	3-4	.429	6-8	.429
1977	6-1	.857	4-3	.571	10-4	.714
1978	7-1	.875	4-4	.500	11-5	.688
1979	6-2	.750	4-4	.500	10-6	.625
1980	5-3	.625	3-5	.375	8-8	.500
1981	6-1-1	.813	5-3	.625	11-4-1	.719
1982	4-0	1.000	3-2	.600	7-2	.778
1983	7-1	.875	5-3	.625	12-4	.750
1984	7-1	.875	7-1	.875	14-2	.875
1985	8-0	1.000	4-4	.500	12-4	.750
1986	4-4	.500	4-4	.500	8-8	.500
1987	4-3	.571	4-4	.500	8-7	.533
1988	4-4	.500	2-6	.250	6-10	.375
1989	4-4	.500	4-4	.500	8-8	.500
1990	7-1	.875	5-3	.625	12-4	.750
1991	5-3	.625	3-5	.375	8-8	.500
1992	6-2	.750	5-3	.625	11-5	.688
1993	4-4	.500	5-3	.625	9-7	.563
1994	6-2	.750	4-4	.500	10-6	.625

YEAR	HOME	PCT.	ROAD	PCT.	OVERALL	PCT.
1995	5-3	.625	4-4	.500	9-7	.563
1996	4-4	.500	4-4	.500	8-8	.500
1997	6-2	.750	3-5	.375	9-7	.563
1998	7-1	.875	3-5	.375	10-6	.625
1999	5-3	.625	4-4	.500	9-7	.563
2000	5-3	.625	6-2	.750	11-5	.688
2001	7-1	.875	4-4	.500	11-5	.688
2002	7-1	.875	2-6	.250	9-7	.563
2003	4-4	.500	6-2	.750	10-6	.625
2004	3-5	.375	1-7	.125	4-12	.250
2005	5-3	.625	4-4	.500	9-7	.563
TOTALS	208-91-3	.694	154-151-1	.505	362-242-4	.599

*Includes 38-23 loss to Boston at Tampa

DOLPHINS MONTH-BY-MONTH

(Regular Season)

YEAR	SEPTEMBER	OCTOBER	NOVEMBER	DECEMBER	JANUARY	RECORD
1966	0-3	2-2	0-4	1-2	0-0	3-11
1967	1-1	0-4	1-3	2-2	0-0	4-10
1968	0-3	2-1-1	2-2	1-2	0-0	5-8-1
1969	0-3	1-2-1	1-4	1-1	0-0	3-10-1
1970	1-1	3-1	3-2	3-0	0-0	10-4
1971	1-0-1	4-1	4-0	1-2	0-0	10-3-1
1972	2-0	5-0	4-0	3-0	0-0	14-0
1973	2-1	4-0	4-0	2-1	0-0	12-2
1974	2-1	3-1	3-1	3-0	0-0	11-3
1975	1-1	4-0	2-2	3-1	0-0	10-4
1976	2-1	2-3	1-3	1-1	0-0	6-8
1977	2-0	3-2	3-1	2-1	0-0	10-4
1978	2-2	4-1	2-2	3-0	0-0	11-5
1979	4-1	2-2	3-2	1-1	0-0	10-6
1980	3-1	1-3	2-3	2-1	0-0	8-8
1981	4-0	1-2-1	2-2	4-0	0-0	11-4-1
1982	2-0	0-0	1-1	3-1	1-0	7-2
1983	3-1	3-2	3-1	3-0	0-0	12-4
1984	5-0	4-0	3-1	2-1	0-0	14-2
1985	3-1	2-2	3-1	4-0	0-0	12-4
1986	1-3	2-2	3-2	2-1	0-0	8-8
1987	1-1	1-3	3-2	3-1	0-0	8-7
1988	1-3	4-1	0-4	1-2	0-0	6-10
1989	1-2	3-2	3-1	1-3	0-0	8-8
1990	3-1	3-0	3-1	3-2	0-0	12-4
1991	2-3	1-2	3-1	2-2	0-0	8-8
1992	3-0	3-1	2-3	3-1	0-0	11-5
1993	2-1	4-0	3-1	0-4	0-1	9-7
1994	3-1	3-1	2-2	2-2	0-0	10-6
1995	3-0	2-3	1-3	3-1	0-0	9-7
1996	3-1	1-3	2-2	2-2	0-0	8-8
1997	2-2*	3-1	3-2	1-2	0-0	9-7
1998	3-0	2-2	3-2	2-2	0-0	10-6
1999	2-0	4-1	2-2	1-3	0-1	9-7
2000	3-1	3-1	3-1	2-2	0-0	11-5
2001	2-1	2-1	3-1	3-2	1-0	11-5
2002	3-1	2-1	2-2	2-3	0-0	9-7
2003	2-1	3-1	3-2	2-2	0-0	10-6
2004	0-3	1-3	1-3	2-2	0-1	4-12
2005	2-1	1-3	1-3	4-0	1-0	9-7
TOTALS	82-47-1	98-61-3	93-75	86-56	3-3	362-242-4

* Includes August 31, 1997, 16-10 win over Indianapolis.

PRIME TIME DOLPHINS

YEAR	DATE	OPPONENT	SCORE		NETWORK	ATTENDANCE
1970	Mon., Nov. 30	at Atlanta	20-7	W	ABC	53,303
1971	Mon., Nov. 29	CHICAGO	34-3	W	ABC	73,071
1972	Mon., Nov. 27	ST. LOUIS	31-10	W	ABC	78,190
1973	Mon., Oct. 15	at Cleveland	17-9	W	ABC	72,070
1973	Mon., Dec. 3	PITTSBURGH	30-26	W	ABC	68,901
1974	Mon., Oct. 7	N.Y. JETS	21-17	W	ABC	61,527
1974	Mon., Dec. 2	CINCINNATI	24-3	W	ABC	71,962
1975	Mon., Sept. 22	OAKLAND	21-31	L	ABC	78,744
1975	Mon., Dec. 1	NEW ENGLAND	20-7	W	ABC	61,963
1976	Mon., Sept. 13	at Buffalo	30-21	W	ABC	77,683
1976	Mon., Nov. 22	BALTIMORE	16-17	L	ABC	62,104
1977	Mon., Dec. 5	BALTIMORE	17-6	W	ABC	68,977
1978	Mon., Oct. 9	CINCINNATI	21-0	W	ABC	54,729
1978	Mon., Nov. 20	at Houston	30-35	L	ABC	50,290
1978	Mon., Dec. 18	NEW ENGLAND	23-3	W	ABC	72,071
1979	Mon., Oct. 8	at Oakland	3-13	L	ABC	52,419
1979	Mon., Nov. 5	HOUSTON	6-9	L	ABC	70,273
1979	Thur., Nov. 29	NEW ENGLAND	39-24	W	ABC	69,174
1980	Mon., Oct. 27	at N.Y. Jets	14-17	L	ABC	53,046
1980	Thur., Nov. 20	SAN DIEGO	24-27	L (OT)	ABC	63,013
1980	Mon., Dec. 8	NEW ENGLAND	16-13	W (OT)	ABC	63,292
1981	Thur., Sept. 10	PITTSBURGH	30-10	W	ABC	74,190
1981	Mon., Oct. 12	at Buffalo	21-31	L	ABC	78,576
1981	Mon., Nov. 30	PHILADELPHIA	13-10	W	ABC	67,797
1982	Mon., Nov. 29	at Tampa Bay	17-23	L	ABC	54,854
1982	Mon., Dec. 27	BUFFALO	27-10	W	ABC	73,924
1983	Mon., Sept. 19	at L.A. Raiders	14-27	L	ABC	57,796
1983	Mon., Nov. 28	CINCINNATI	38-14	W	ABC	74,506
1983	Fri., Dec. 16	N.Y. JETS	34-14	W	ABC	59,975
1984	Mon., Sept. 17	at Buffalo	21-17	W	ABC	65,455
1984	Mon., Nov. 26	N.Y. JETS	28-17	W	ABC	74,884
1984	Mon., Dec. 17	DALLAS	28-21	W	ABC	74,139
1985	Mon., Oct. 14	at N.Y. Jets	7-23	L	ABC	73,807
1985	Mon., Dec. 2	CHICAGO	38-24	W	ABC	75,594
1985	Mon., Dec. 16	NEW ENGLAND	30-27	W	ABC	69,489
1986	Mon., Nov. 10	at Cleveland	16-26	L	ABC	77,949
1986	Mon., Nov. 24	N.Y. JETS	45-3	W	ABC	70,206
1986	Mon., Dec. 22	NEW ENGLAND	27-34	L	ABC	74,516
1987	Sun., Nov. 22	at Dallas	20-14	W	ESPN	56,519
1987	Mon., Dec. 7	N.Y. JETS	37-28	W	ABC	62,592
1987	Sun., Dec. 20	WASHINGTON	23-21	W	ESPN	65,715
1987	Mon., Dec. 28	NEW ENGLAND	10-24	L	ABC	61,192
1988	Mon., Nov. 14	BUFFALO	6-31	L	ABC	67,091
1988	Sun., Nov. 20	NEW ENGLAND	3-6	L	ESPN	53,526
1988	Mon., Dec. 12	CLEVELAND	38-31	W	ABC	61,884
1989	Sun., Dec. 10	NEW ENGLAND	31-10	W	ESPN	55,918
1990	Thur., Oct. 18	NEW ENGLAND	17-10	W	TNT	62,630
1990	Mon., Nov. 19	L.A. RAIDERS	10-13	L	ABC	70,553
1990	Sun., Dec. 9	PHILADELPHIA	23-20	W (OT)	ESPN	67,034
1991	Sun., Nov. 10	NEW ENGLAND	30-20	W	ESPN	56,065
1991	Mon., Nov. 18	BUFFALO	27-41	L	ABC	71,062
1991	Mon., Dec. 9	CINCINNATI	37-13	W	ABC	60,616
1992	Mon., Sept. 14	at Cleveland	27-23	W	ABC	74,765
1992	Mon., Nov. 16	BUFFALO	20-26	L	ABC	70,629
1992	Mon., Dec. 14	L.A. RAIDERS	20-7	W	ABC	67,098
1992	Sun., Dec. 20	N.Y. JETS	19-17	W	ESPN	68,275
1993	Mon., Oct. 4	WASHINGTON	17-10	W	ABC	68,568
1993	Sun., Oct. 24	INDIANAPOLIS	41-27	W	TNT	57,301
1993	Mon., Dec. 13	PITTSBURGH	20-21	L	ABC	70,232
1993	Mon., Dec. 27	at San Diego	20-45	L	ABC	60,311
1994	Sun., Oct. 2	at Cincinnati	23-7	W	TNT	55,056
1994	Sun., Dec. 4	BUFFALO	31-42	L	ESPN	69,358
1994	Mon., Dec. 12	KANSAS CITY	45-28	W	ABC	71,578
1994	Sun., Dec. 25	DETROIT	27-20	W	ESPN	70,980
1995	Mon., Sept. 18	PITTSBURGH	23-10	W	ABC	72,874

YEAR	DATE	OPPONENT	SCORE		NETWORK	ATTENDANCE
1995	Sun., Nov. 5	at San Diego	24-14	W	ESPN	61,996
1995	Mon., Nov. 20	SAN FRANCISCO	20-44	L	ABC	73,080
1995	Mon., Dec. 11	KANSAS CITY	13-6	W	ABC	70,321
1996	Sun., Sept. 8	at Arizona	38-10	W	TNT	55,444
1996	Mon., Sept. 23	at Indianapolis	6-10	L	ABC	60,891
1996	Mon., Nov. 25	PITTSBURGH	17-24	L	ABC	73,489
1996	Mon., Dec. 16	BUFFALO	16-14	W	ABC	67,016
1997	Sun., Sept. 21	at Tampa Bay	21-31	L	TNT	73,314
1997	Mon., Oct. 27	CHICAGO*	33-36	L (OT)	ABC	73,156
1997	Mon., Nov. 17	BUFFALO	30-13	W	ABC	74,155
1997	Sun., Dec. 7	DETROIT	33-30	W	ESPN	72,266
1997	Mon., Dec. 22	NEW ENGLAND	12-14	L	ABC	74,379
1998	Mon., Oct. 12	at Jacksonville	21-28	L	ABC	74,051
1998	Mon., Nov. 23	at New England	23-26	L	ABC	58,729
1998	Sun., Dec. 13	N.Y. JETS	16-21	L	ESPN	74,369
1998	Mon., Dec. 21	DENVER	31-21	W	ABC	74,363
1999	Mon., Sept. 13	at Denver	38-21	W	ABC	75,623
1999	Mon., Oct. 4	BUFFALO	18-23	L	ABC	74,073
1999	Sun., Nov. 7	TENNESSEE	17-0	W	ESPN	74,109
1999	Mon., Dec. 27	N.Y. JETS	31-38	L	ABC	74,230
2000	Sun., Sept. 17	BALTIMORE	19-6	W	ESPN	73,464
2000	Mon., Oct. 23	at N.Y. Jets	37-40	L (OT)	ABC	78,389
2001	Sun., Sept. 9	at Tennessee	31-23	W	ESPN	68,798
2001	Mon., Dec. 10	INDIANAPOLIS	41-6	W	ABC	73,858
2002	Sun., Oct. 13	at Denver	24-22	W	ESPN	75,941
2002	Mon., Nov. 4	at Green Bay	10-24	L	ABC	63,284
2002	Sun., Nov. 10	at N.Y. Jets	10-13	L	ESPN	78,920
2002	Mon., Dec. 9	CHICAGO	27-9	W	ABC	73,609
2003	Sun., Sept. 21	BUFFALO	17-7	W	ESPN	73,458
2003	Mon., Oct. 27	at San Diego*	26-10	W	ABC	73,014
2003	Sun., Nov. 23	WASHINGTON	24-23	W	ESPN	73,578
2003	Mon., Dec. 15	PHILADELPHIA	27-34	L	ABC	73,780
2004	Sun., Sept. 19	at Cincinnati	13-16	L	ESPN	65,705
2004	Sun., Sept. 26	PITTSBURGH*	3-13	L	CBS	72,225
2004	Mon., Nov. 1	at N.Y. Jets	14-41	L	ABC	78,216
2004	Mon., Dec. 20	NEW ENGLAND	29-28	W	ABC	73,629
2004	Sun., Dec. 26	CLEVELAND	10-7	W	ESPN	73,169
2005	Fri., Oct. 21	KANSAS CITY*	20-30	L	CBS	68,350

TOTALS: 40-33 Monday Night (32-17 home, 7-15 road); 23-8 Other (17-5 home, 6-3 road)

* Game originally scheduled for Sun., Oct. 26 postponed to Mon., Oct. 27 due to Game 7 of World Series

Game played at Sun Devil Stadium in Tempe, Ariz. due to California wildfires

@ Game originally scheduled to start at 1:00 p.m. but moved back to 8:30 p.m. because of Hurricane Jeanne.

% Game originally scheduled for Sunday, October 23 at 1:00 p.m. but moved up to Friday, October 21 at 7:00 p.m. because of the impending arrival of Hurricane Wilma.

DOLPHINS BEFORE AND AFTER BYES

Since the NFL first instituted the open week in 1990, the Dolphins are 9-7 in games preceding the bye week, including a 27-24 win over Carolina on September 25 of last year at Dolphins Stadium. Miami owns a 10-7 record in games following a bye week, including a 20-14 loss to Buffalo on October 9 of last year at Ralph Wilson Stadium. The Dolphins recorded victories in each of their first seven games following the bye and eight of their first nine. They have dropped six of their last eight decisions.

DOLPHINS' 10 LARGEST CROWDS

1966-96 = actual attendance

1997-05 = paid attendance

HOME (Dolphin Stadium, 1987-05)

	ATTENDANCE	DATE	OPPONENT		RESULT
1.	75,283	10/27/96	Dallas	10-29	L
2.	74,379	12/22/97	New England	12-14	L
3.	74,369	12/13/98	N.Y. Jets	16-21	L
4.	74,363	12/21/98	Denver	31-21	W
5.	74,320	11/19/00	N.Y. Jets	3-20	L
6.	74,307	12/10/00	Tampa Bay	13-16	L
7.	74,295	11/21/99	New England	27-17	W
8.	74,259	11/18/01	N.Y. Jets	0-24	L
9.	74,230	12/27/99	N.Y. Jets	31-38	L
10.	74,155	11/17/97	Buffalo	30-13	W

HOME (Orange Bowl, 1966-86)

	ATTENDANCE	DATE	OPPONENT		RESULT
1.	78,939	1/2/72	Baltimore	21-0	W
2.	78,914	11/19/72	N.Y. Jets	28-24	W
3.	78,744	9/22/75	Oakland	21-31	L
4.	78,196	12/24/72	Cleveland	20-14	W
5.	77,596	10/15/72	San Diego	24-10	W
6.	76,801	11/27/72	St. Louis	31-10	W
7.	76,696	12/16/72	Baltimore	16-0	W
8.	76,029	1/6/85	Pittsburgh	45-28	W
9.	75,770	12/23/73	Cincinnati	34-16	W
10.	75,594	12/2/85	Chicago	38-24	W

ROAD

	ATTENDANCE	DATE	OPPONENT		RESULT
1.	103,667	1/30/83	*Washington (at Pasadena)	17-27	L
2.	85,462	1/14/73	*Washington (at L.A.)	14-7	W
3.	84,059	1/20/85	*San Francisco (at Stanford)	16-38	L
4.	80,591	1/16/72	*Dallas (at New Orleans)	3-24	L
5.	80,374	11/18/79	Cleveland	24-30	L
6.	80,368	10/4/92	Buffalo	37-10	W
7.	80,252	9/1/91	Buffalo	31-35	L
8.	80,235	12/23/90	Buffalo	14-24	L
9.	80,208	10/29/89	Buffalo	17-31	L
10.	79,829	9/17/72	Kansas City	20-10	W

*Super Bowl

ATTENDANCE

7 home, 7 away from 1966-1977; 8 home, 8 away from 1979-1981, 1983-86, 1988-05; 4 home, 5 away in 1982; 7 home, 8 away in 1987

TICKETS DISTRIBUTED, REGULAR SEASON

YEAR	HOME TOTAL	HOME AVERAGE	ROAD TOTAL	ROAD AVERAGE	TICKETS DIST.
1966	183,934	26,276	243,276	34,754	427,210
1967	202,874	28,982	256,029	36,576	458,903
1968	216,734	30,962	252,271	36,039	469,005
1969	242,815	34,687	280,957	40,137	523,772
1970	440,141	62,877	348,918	49,845	789,059
1971	482,879	68,982	413,194	59,028	896,073
1972	557,881	79,697	421,503	60,215	979,384
1973	551,270	78,753	474,477	67,782	1,025,747

YEAR	HOME TOTAL	HOME AVERAGE	ROAD TOTAL	ROAD AVERAGE	TICKETS DIST.
1974	537,418	76,774	409,643	58,520	947,061
1975	487,758	69,680	424,325	60,618	912,083
1976	400,109	57,158	431,595	61,656	831,704
1977	370,282	52,898	405,979	57,997	776,261
1978	488,068	61,009	434,188	54,274	922,256
1979	498,080	62,260	498,262	62,283	996,342
1980	423,500	52,938	463,890	57,986	887,390
1981	515,103	64,388	468,204	58,526	983,307
1982	247,173	61,975	235,044	47,008	482,217
1983	527,358	65,920	490,497	61,312	1,017,855
1984	542,722	67,840	488,166	61,021	1,030,888
1985	560,447	70,055	514,831	64,354	1,075,278
1986	538,683	67,335	556,232	69,529	1,094,915
1987	476,610	68,087	451,943	56,493	928,553
1988	535,851	66,981	533,744	66,178	1,069,595
1989	492,455	61,557	504,448	63,056	996,903
1990	532,931	66,616	528,665	66,083	1,057,287
1991	507,935	63,492	527,132	65,892	1,035,067
1992	543,995	67,999	539,319	67,415	1,083,314
1993	570,676	71,335	540,515	67,564	1,111,191
1994	593,480	74,185	517,482	64,685	1,110,962
1995	601,954	75,244	528,517	65,940	1,130,471
1996	600,849	75,106	514,408	64,301	1,115,257

ACTUAL, REGULAR SEASON

YEAR	HOME TOTAL	HOME AVERAGE	ROAD TOTAL	ROAD AVERAGE	ALL ACTUAL
1966	177,349	25,336	237,423	33,918	414,772
1967	189,815	27,116	238,289	34,041	428,104
1968	208,987	29,856	237,849	33,978	446,836
1969	226,348	32,335	264,191	37,742	490,539
1970	413,422	59,060	334,422	47,774	747,844
1971	464,658	66,380	403,174	57,596	867,832
1972	544,162	77,737	414,056	59,151	880,058
1973	442,482	63,212	437,554	62,508	880,036
1974	457,768	65,395	397,324	56,761	855,092
1975	453,353	64,765	401,731	57,390	855,084
1976	358,817	51,260	418,727	59,818	777,544
1977	339,698	48,528	383,253	54,750	722,951
1978	465,251	58,156	421,856	52,732	887,107
1979	455,137	56,892	475,116	59,390	930,253
1980	384,829	48,104	439,024	54,878	823,853
1981	489,292	61,161	459,962	57,495	949,254
1982	239,346	59,837	205,948	43,390	445,294
1983	487,939	60,992	451,995	56,499	939,934
1984	524,874	65,609	471,050	58,883	995,924
1985	542,228	67,812	491,990	61,499	1,034,218
1986	467,288	58,411	529,603	66,200	996,891
1987	394,672	56,382	392,118	49,015	786,790
1988	469,276	58,660	470,243	58,780	939,519
1989	447,663	55,958	481,003	60,125	928,666
1990	510,359	63,794	508,113	63,514	1,018,472
1991	476,858	59,607	496,006	62,001	972,864
1992	512,576	64,072	505,503	63,188	1,018,079
1993	537,920	67,240	519,542	64,943	1,057,462
1994	558,057	69,757	506,381	63,298	1,064,438
1995	560,917	70,115	501,583	62,698	1,062,500
1996	545,918	68,240	476,379	59,547	1,022,297

PAID, REGULAR SEASON

YEAR	HOME TOTAL	HOME AVERAGE	ROAD TOTAL	ROAD AVERAGE	PAID TOTAL
1997	574,811	71,851	522,208	65,276	1,097,019
1998	581,784	72,723	546,530	68,316	1,128,314
1999	592,161	74,020	547,485	68,436	1,139,646
2000	589,909	73,738	528,974	66,121	1,118,883
2001	588,127	73,515	531,480	66,435	1,119,607

YEAR	HOME TOTAL	HOME AVERAGE	ROAD TOTAL	ROAD AVERAGE	PAID TOTAL
2002	585,523	73,190	558,981	69,872	1,144,504
2003	587,787	73,473	570,449	71,306	1,158,236
2004	580,808	72,601	563,061	70,382	1,143,869
2005	575,256	71,907	532,541	66,567	1,107,797

SEASON TICKETS, PRESEASON

YEAR	SEASON TICKETS	PRESEASON HOME	PRESEASON ROAD	PRESEASON TOTAL
1966	12,503	1- 36,366	3- 55,154	4- 91,520
1967	13,050	2- 86,693	3- 39,414	5-126,107
1968	14,924	3-145,257	2- 27,003	5-172,260
1969	17,478	3-140,514	3- 67,759	6-208,273
1970	26,161	4-246,176	2- 46,008	6-292,184
1971	44,834	4-237,753	2- 92,344	6-330,097
1972	69,303	3-222,821	3-161,100	6-383,921
1973	74,961	4-313,411	2-104,550	6-417,961
1974	67,322	3-193,442	3-157,681	6-351,123
1975	49,026	4-213,186	2-107,190	6-320,376
1976	44,494	2-102,338	4-227,598	6-329,936
1977	34,838	2- 81,517	4-218,777	6-300,294
1978	41,456	2- 97,461	*3-142,278	5-239,739
1979	41,140	2- 94,095	2-118,327	4-212,422
1980	38,385	2- 83,331	2-115,230	4-198,561
1981	37,574	2- 82,792	2-102,272	4-185,064
1982	39,208	2- 91,938	2-115,581	4-207,519
1983	42,039	1- 38,735	3-160,308	4-199,043
1984	43,187	1- 46,705	3-147,125	4-193,830
1985	46,435	2- 78,686	2- 78,501	4-157,187
1986	50,729	2- 96,581	2-104,500	4-201,081
1987	63,096	2-129,687	2-113,016	4-242,703
1988	53,839	2-101,065	#3-152,384	5-253,449
1989	44,869	2- 92,833	2-108,150	4-200,983
1990	45,570	2- 89,586	2-108,853	4-198,439
1991	47,148	2- 94,038	#3-175,064	5-269,102
1992	43,846	2- 92,939	‡3-183,934	5-276,873
1993	47,996	2- 93,129	2-111,181	4-204,310
1994	48,809	2- 98,466	3-161,412	5-259,878
1995	53,606	2-100,301	2-101,174	4-201,475
1996	60,808	2-106,739	2- 90,898	4-197,637
1997	55,373	2-115,182	@3-198,742	5-313,924
1998	56,002	2-121,099	2-117,457	4-238,556
1999	60,042	2-121,038	2-124,347	4-245,385
2000	58,113	2-118,990	2- 92,826	4-211,816
2001	57,803	2-118,990	\$3-147,591	5-266,581
2002	56,115	2-114,043	2-134,440	4-248,483
2003	59,066	2-121,354	2-118,228	4-239,582
2004	58,544	2-140,090	2-129,892	4-269,982
2005	53,422	2-139,508	%3-141,400	5-280,908

* includes 18,355 in Hall of Fame game at Canton, Ohio.

‡ includes 70,535 in American Bowl game in London, England

includes 51,122 in American Bowl game in Tokyo, Japan

‡ includes 60,813 in American Bowl game in Berlin, Germany

@ includes 104,629 in American Bowl game in Mexico City, Mexico

\$ includes 22,736 in Hall of Fame Game at Canton, Ohio

% includes 22,792 in Hall of Fame Game at Canton, Ohio

DOLPHINS PLAYOFF MARGINS OF VICTORY

Miami's 31-0 win over San Diego in a Divisional Playoff game on January 10, 1993 at Joe Robbie Stadium marked the largest margin of victory by the team in a playoff game. The previous largest margin of victory in the postseason by the Dolphins were three 21- point wins, as Miami came away with a 21-0 win over Baltimore on January 2, 1972 in the Orange Bowl, a 31-10 win over San Diego on January 16, 1983 in the O.B. and a 31-10 win over Seattle on December 29, 1984 in the O.B.

HISTORICAL HIGHLIGHTS

1965

- March 3 – Minneapolis lawyer Joseph Robbie meets AFL Commissioner Joe Foss in Washington, and Foss advises Robbie to apply for an expansion franchise in Miami.
- May 6 – Joseph Robbie meets Miami Mayor Robert King High to ascertain the availability of the Orange Bowl stadium, and the mayor agrees to invite the AFL to Miami.
- June 7 – AFL Executive Committee votes to expand in 1966 at a meeting in Monmouth Park, N.J.
- Aug. 16 – AFL awards its first expansion franchise to Joseph Robbie and television star Danny Thomas for \$7.5 million.
- Nov. 27 – Miami picks Kentucky QB Rick Norton and Illinois RB Jim Grabowski in first round of AFL's college draft. Tulsa WR Howard Twilley is selected in 12th round.
- Dec. 16 – Miami Dolphins, Ltd. organizes as a Florida limited partnership. Joseph Robbie becomes Managing General Partner and Danny Thomas Sports, Inc., becomes the other general partner.

1966

- Jan. 15 – Miami picks 31 players from eight teams in AFL expansion draft. One of the draftees, T Norm Evans of Houston, would play 10 seasons at right tackle.
- Jan. 29 – George Wilson becomes first head coach after eight years coaching the Detroit Lions (57-46-6 and NFL champions in 1957) and one year as a Washington assistant.
- June 8 – AFL merges into NFL with Pete Rozelle as commissioner. An AFL-NFL championship game is scheduled for the next January followed by a common draft.
- July 5 – Dolphins open first training camp at St. Petersburg Beach as 83 players report.
- Aug. 7 – Training camp moves to St. Andrews School in Boca Raton, Fla.
- Sept. 2 – Joe Auer returns opening kickoff 95 yards for Dolphin TD in first regular-season game, but Oakland wins, 23-14, at Orange Bowl before 26,776 spectators.
- Oct. 16 – Dolphins end string of nine losses (four in pre-season) by defeating Denver, 24-7, for first win in franchise history.
- Oct. 23 – Miami earns club's first road win with a 20-13 decision over Houston at Rice Stadium.

1967

- March 14 – Miami picks Purdue QB Bob Griese in first round of common draft. Griese is the fourth player selected.
- June 1 – Joseph Robbie and W. H. Keland purchase the interest of Danny Thomas and agree to equalize present holdings in Miami Dolphins, Ltd., whenever either acquires outside holdings.
- Aug. 19 – Record crowd of 50,822 sees first interleague game, which Atlanta wins, 27-17.
- Sept. 17 – QB John Stofa breaks his right ankle shortly after scoring a TD, and rookie Bob Griese directs 35-21 victory over Denver at Orange Bowl. RB Abner Haynes gains 151 yards in season opener. Griese throws 68-yard TD pass to Joe Auer.
- Nov. 26 – Dolphins end eight-game losing streak by defeating Buffalo, 17-14, on a fourth-down, 31-yard TD pass from Bob Griese to Howard Twilley with 1:01 remaining.

1968

- Jan. 30 – Miami picks Syracuse FB Larry Csonka in first round of draft. Csonka is the eighth player selected.
- Aug. 17 – Dolphins gain first interleague victory, 23-7 over Philadelphia at Orange Bowl.
- Aug. 31 – AFL-record crowd of 68,125 at Orange Bowl sees Coach Don Shula's Baltimore Colts win interleague game, 22-13.
- Nov. 24 – Rookie strong safety Dick Anderson returns interception 96 yards for TD in 34-10 victory over Boston at Fenway Park.
- Dec. 8 – QB Bob Griese sets then-club records with 2,473 yards, 186 completions and 21 TDs for season after directing 38-7 victory over Boston at Orange Bowl. Griese misses final game due to bruised knee.

1969

- March 24 – Miami obtains all-time AFL middle linebacker Nick Buoniconti from Boston in trade for QB Kim Hammond and LB John Bramlett.
- May 10 – Pro football realignment for 1970 places Dolphins in AFC East with Boston, Buffalo, New York Jets and NFL's Baltimore.
- May 16 – Joseph Robbie becomes majority owner of Dolphins when he is joined by five Miami businessmen in purchasing the interest of W. H. Keland.
- July 2 – Miami obtains G Larry Little, a native of Miami, from San Diego in trade for CB Mack Lamb.
- Sept. 14 – QB Bob Griese passes for a then-record 327 yards and rookie Mercury Morris returns kickoff 105 yards for TD, but Dolphins lose season opener, 27-21 at Cincinnati.
- Oct. 26 – Dolphins notch first victory after 0-4-1 start as LB Nick Buoniconti helps restrict rookie O.J. Simpson to 12 yards on 10 carries. Miami wins 24-6 over Buffalo at Orange Bowl.
- Nov. 9 – Only 8,374 spectators brave a downpour at Boston College and FB Larry Csonka splashes 54 yards for TD in 17-16 victory over Patriots. QB Bob Griese injures right knee, putting him out for final five games.

1970

- Jan. 27 – Miami obtains WR Paul Warfield from Cleveland in trade for 1970 first-round draft pick.
- Feb. 18 – Don Shula, 40, becomes head coach and vice president after seven years coaching the Baltimore Colts (71-23-4). He succeeds George Wilson, who coached the Dolphins for four years (15-39-2).
- April 11 – Dolphins join scouting combine BLESTO-V.
- April 13 – NFL Commissioner Pete Rozelle gives the Dolphins' 1971 first- round draft pick to Baltimore as compensation for loss of Don Shula.
- April 20 – Don Shula completes coaching staff with Mike Scarry (defensive line), Monte Clark (offensive line), Bill Arnsparger (defensive coordinator), Howard Schnellenberger (offensive coordinator), Carl Taseff (offensive backs) and holdover Tom Keane (defensive backs).
- April 25 – Don Shula meets 47 players for indoctrination camp at University of Miami.
- July 12 – Rookies report to new training headquarters at Biscayne College in North Miami.
- Aug. 29 – Record crowd of 76,712 sees fourth consecutive pre-season victory, 20-13 over Baltimore.
- Oct. 3 – Dolphins post first-ever victory over Oakland, 20-13, as WR Paul Warfield catches two TD passes.
- Oct. 10 – Dolphins post first-ever victory over New York Jets, 20-6, and QB Joe Namath (93-161 for 1,506 yards and 12 TDs in eight previous meetings), 20-6.
- Dec. 20 – Dolphins extend winning streak to six games and clinch franchise's first playoff berth with 45-7 victory over Buffalo at Orange Bowl.
- Dec. 27 – Dolphins drop a 21-14 decision to the Oakland Raiders at the Oakland-Alameda County Coliseum in club's first-ever playoff game.

1971

- Sept. 1 – Miami obtains LB Bob Matheson from Cleveland in trade for 1972 second-round pick and Matheson later becomes key to the 53 Defense.
- Oct. 17 – QB Bob Griese sets NFL record with three consecutive passes for TDs in first quarter of 41-3 victory over New England at Orange Bowl.
- Nov. 7 – Dolphins post first-ever shutout, 34-0 over Buffalo at Orange Bowl, although Bills gained 364 yards.
- Dec. 19 – Record regular-season crowd of 74,215 paid sees Dolphins win first AFC East title by defeating Green Bay, 27-6. FB Larry Csonka becomes club's first 1,000-yard rusher with 1,051 yards, and placekicker Garo Yepremian leads NFL with 117 points.
- Dec. 25 – Dolphins win longest game (82 minutes, 40 seconds) in pro football history, 27-24 at Kansas City, as Garo Yepremian kicks 37-yard field goal in second overtime of AFC semifinal playoff. The victory marked the first postseason win in franchise history.

1972

- Jan. 2 – Dolphins stymie Baltimore, 21-0, for first AFC Championship before 78,629 spectators at Orange Bowl. Colts are scoreless for first time in 97 games and strong safety Dick Anderson returns interception 62 yards for TD.

- Jan. 16 – Dallas rushes for 252 yards in defeating Dolphins 24-3 in Super Bowl VI before 81,035 spectators at Tulane Stadium in New Orleans.
- April 25 – Dolphins claim 16-year pro QB Earl Morrall, age 38, on waivers from Baltimore.
- Oct. 1 – Dolphins end season ticket sale at record 69,303.
- Oct. 15 – QB Earl Morrall replaces injured Bob Griese (broken right leg, dislocated ankle) at Orange Bowl and finishes 24-10 victory over San Diego for 5-0 record.
- Nov 12 – Don Shula becomes first NFL coach to win 100 regular-season games in 10 seasons as Dolphins smother New England, 52-0, with 501 total yards at Orange Bowl.
- Dec. 16 – Dolphins achieve NFL's first 14-0 regular-season record and break NFL rushing record with 2,960 yards by defeating Baltimore 16-0 at Orange Bowl.
- Dec. 31 – QB Bob Griese comes off bench in 7-7 battle in third quarter after 10-game absence and rallies Dolphins to 21-17 victory at Pittsburgh to repeat as AFC Champions.

1973

- Jan. 14 – Dolphins cap a perfect season in Super Bowl VII at Los Angeles by defeating Washington 14-7 for NFL's first unbeaten, untied record. A 28-yard TD pass from Bob Griese to Howard Twilley and interceptions by LB Nick Buoniconti and safety Jake Scott are key plays. Scott, who recorded two interceptions on the day, is named game's MVP, becoming the first defensive back to earn such recognition.
- April 18 – Dolphins surpass NFL record with 74,961 season ticket sales. Kansas City held old record of 72,855 in 1972.
- Sept. 30 – RB Mercury Morris sets single-game rushing record of 197 yards on 15 carries with three TDs (24, 70, 35) in 44-23 win over New England at Orange Bowl.
- Nov. 11 – Dolphins shut out Baltimore for fourth consecutive time, 44-0, as CB Tim Foley returns two blocked punts for TDs at Orange Bowl.
- Dec. 15 – WR Paul Warfield catches four TD passes (21, 7, 16, 4) from Bob Griese in first half of 34-7 victory over Detroit at Orange Bowl. Dolphins compile best two-year record (26-2) in NFL history.
- Dec. 30 – Dolphins rush for 266 yards in defeating Oakland 27-10 for unprecedented third straight AFC Championship at Orange Bowl.

1974

- Jan. 13 – Dolphins overpower Minnesota 24-7 in Super Bowl VIII at Rice Stadium in Houston for second consecutive NFL Championship. FB Larry Csonka gains 145 yards on 33 carries as Dolphins outscore three playoff foes, 85-33. Csonka is honored as game's MVP.
- Jan. 20 – Garo Yepremian kicks five field goals for AFC, including 42- yarder with 21 seconds remaining, for 15-13 victory in Pro Bowl at Kansas City. Yepremian becomes the first Dolphin to be named MVP of the Pro Bowl.
- March 31 – FB Larry Csonka, WR Paul Warfield and RB Jim Kiick sign \$3.3 million package deal in Toronto to play for John Bassett in World Football League.
- July 1 – NFL Players Association declares strike, and Dolphin Managing General Partner Joseph Robbie charges NFLPA with search and destroy mission.
- July 10 – Chicago Tribune Charities cancels July 26 College All-Star Game with Dolphins due to strike.
- July 17 – Seven veterans cross picket line: C Jim Langer, S Jake Scott, TE Jim Mandich, LB Bob Matheson, QB Earl Morrall and RBs Don Nottingham and Mercury Morris.
- Aug. 14 – Strike ends after seven weeks.
- Nov. 17 – Dolphins outlast Buffalo 35-28 at Orange Bowl on 23-yard TD by Don Nottingham with 19 seconds remaining; third time in season that Dolphins score winning points with less than 20 seconds to play.
- Dec. 2 – FB Larry Csonka gains 100 yards for 19th time with 123 yards in 24-3 victory over Cincinnati at Orange Bowl; is Miami's seventh consecutive win on Monday night TV.
- Dec. 15 – Dolphins rally from 24-point deficit to defeat New England 34-27 for 31st consecutive victory (excluding pre-season) at Orange Bowl. QB Earl Morrall passes for 288 yards as Miami closes with 11-3 record.
- Dec. 21 – Raiders spoil Dolphins' bid for third consecutive NFL Championship, 28-26, in AFC semifinal at Oakland on 8-yard TD pass from Ken Stabler to Clarence Davis with 26 seconds remaining.

1975

- Sept. 22 – Winning streak at Orange Bowl stops at 31 games after 31-21 loss to Oakland.

- Oct. 19 – Dolphins intercept Jets QB Joe Namath six times in 43-0 victory at New York.
- Oct. 22 – World Football League folds after losing \$30 million, but three ex-Dolphins remain under contract to John Basset.
- Nov. 23 – QB Bob Griese suffers torn tendons in right foot during third quarter of 33-17 loss to Baltimore at Orange Bowl.
- Dec. 14 – Dolphins suffer 10-7 loss in overtime at Baltimore on 31-yard FG by Toni Linhart and miss qualifying for playoffs for first time in six years under Don Shula.

1976

- Jan. 22 – Prescription Athletic Turf (grass) approved for Orange Bowl stadium at a cost of \$244,500.
- March 30 – Seattle selects Dolphin original T Norm Evans in expansion draft; Tampa Bay selects LBs Bruce Elia and Doug Swift, who retires to enter medical school.
- Sept. 26 – Dolphins face QB Joe Namath of New York Jets for last time and post 16-0 shutout at Orange Bowl.
- Oct. 17 – WR Howard Twilley, last of Dolphin originals, surpasses 3,000 career yards with eight catches for 104 yards in 20-17 overtime loss to Kansas City at Orange Bowl.
- Dec. 5 – WR Freddie Solomon gains 252 yards in three-TD spectacular that includes 79-yard punt return, 53-yard pass play and 59-yard flanker reverse in 45-27 victory over Buffalo Bills at Orange Bowl.

1977

- March 14 – Dolphins agree to 10-year lease for use of Orange Bowl with three-year cancellation notice. New lease doubles rent to \$45,000 per game, but is less than City of Miami's proposed 10 percent of gross ticket sales.
- May 2 – QB Earl Morrall, age 43, who spent five seasons with the Dolphins, retires after a 21-year career. Morrall passed for 20,809 career yards and guided the Dolphins through most of undefeated 1972 season.
- Sept. 11 – QB Bob Griese, forced to wear eyeglasses because of problems with contact lenses, passes for two TDs in 27-21 pre-season victory at New York Giants.
- Nov. 24 – QB Bob Griese becomes first NFL quarterback since 1972 to throw six TD passes in a game, and Dolphins set records of 55 points and 503 yards in 55-14 rout on Thanksgiving Day at St. Louis.
- Dec. 5 – Rookie RB Leroy Harris gallops 77 yards for longest TD run in Dolphin history, capping a 17-6 victory over Baltimore at Orange Bowl.
- Dec. 15 – Maxwell Club of Philadelphia names QB Bob Griese as its Pro Player of Year.

1978

- Feb. 17 – Chuck Connor, 40, becomes Director of Player Personnel after three years of scouting for BLESTO. He succeeds Bobby Beathard, who resigned Feb. 7 to become general manager of the Washington Redskins.
- April 17 – Dolphins acquire RB Delvin Williams from San Francisco 49ers in exchange for WR Freddie Solomon, S Vern Roberson and picks in the first and fifth rounds of 1978 draft.
- Aug. 25 – QB Bob Griese suffers torn ligaments in left knee during 24-20 pre-season victory at Tampa Bay, and backup Don Strock guides Dolphins to 5-2 record before Griese returns as starter Oct. 22.
- Nov. 5 – A 17-point blitz in first quarter and five quarterback sacks enable Dolphins to upset defending Super Bowl champion Dallas Cowboys, 23-16 at Orange Bowl.
- Nov. 12 – Delvin Williams becomes first 1,000-yard rusher of 1978 with 144 yards and two TDs in 25-24 triumph at Buffalo, marking 18th straight win over Bills. Williams sets Dolphin record of 1,258 yards rushing in season.
- Dec. 10 – LB Larry Gordon intercepts three passes in 23-6 rout of Oakland Raiders at Orange Bowl to clinch wild-card berth in playoffs.
- Dec. 18 – Garo Yepremian ties NFL record with 16th consecutive field goal, capping 23-3 victory over New England and boosting Dolphins to 11-5 record.

1979

- Jan. 8 – Howard Schnellenberger, receivers and passing game coach, is named head coach at the University of Miami.
- Feb. 22 – FB Larry Csonka, 32, re-signs with Dolphins as a free agent after four-year absence in World Football League (1975) and with NFL's New York Giants (1976-78).

- Oct. 14 – Tony Nathan escapes on record 86-yard punt return for TD as Dolphins defeat Buffalo, 17-7, for 20th consecutive win in series.
- Nov. 29 – QB Bob Griese, benched in favor of Don Strock for second straight game, rallies Dolphins to 26 points in second half for 39-24 victory over New England as FB Larry Csonka scores three TDs.
- Dec. 9 – QB Bob Griese completes 17 of 22 passes for 229 yards in 28-10 win at Detroit which clinches AFC East title.
- Dec. 30 – Pittsburgh overpowers Dolphins with 20-point first quarter in 34-14 playoff victory at Pittsburgh, and Steelers eventually win Super Bowl XIV.

1980

- Sept. 5 – Don Shula signs four-year contract through 1983 season, canceling old pact which had one year remaining.
- Sept. 21 – QB Bob Griese wins his 100th game, coming off bench and passing for two TDs in fourth quarter for 20-17 victory at Atlanta.
- Nov. 9 – Rookie QB David Woodley passes for three TDs and runs for another two TDs in stunning 35-14 upset of defending NFC champion Los Angeles Rams at Anaheim.

1981

- Feb. 5 – Six-time All-Pro guard Larry Little, 35, retires following a 14-year career which included 12 years with the Dolphins. He ended with 152 career starts.
- June 25 – QB Bob Griese, the 14th passer in football history to eclipse 25,000 yards, retires following a 14-year career with the Dolphins. He had presided over 101 of the 135 victories in the club's history (101-62-3) and was consensus All-Pro in 1971 and 1977. The six-time Pro Bowl quarterback held records of 1,926 completions in 3,429 attempts, 25,092 yards and 56.2 percent passing accuracy. He guided Miami to Super Bowl triumphs in 1972 and 1973.
- July 1 – Dolphin linebacker Rusty Chambers is killed in an automobile accident in Hammond, La.
- Sept. 10 – Rookie Tom Vigorito rambles 87 yards for record punt-return TD as Dolphins crush Pittsburgh 30-10 before 74,190 fans, the largest Orange Bowl crowd since 1975.
- Sept. 27 – Coach and son clash as Shula Bowl I has Don Shula opposed by Baltimore rookie punt returner David Shula. Dolphins outlast Colts 31-28 for fourth straight win in Baltimore.
- Oct. 4 – Wide receiver Nat Moore sets Dolphin record (since broken) with 210 receiving yards (on seven catches) as Miami and New York Jets play to 28-28 tie.
- Nov. 1 – Shula Bowl II, as the Dolphins defeat the Colts and David Shula 27-0 in Miami.
- Nov. 8 – Don Shula captures 200th NFL coaching victory when linebacker Bob Brudzinski intercepts pass in overtime to set up Uwe von Schamann for 30-yard field goal in 30-27 triumph at New England.

1982

- Jan. 2 – Dolphins overcome 24-0 deficit but succumb in overtime, 41-38, to San Diego in highest-scoring playoff game in history. Rolf Benirschke ends four-hour struggle with 29-yard field goal. It is the first game in NFL history where two quarterbacks, Miami reliever Don Strock and San Diego star Dan Fouts, both passed for more than 400 yards. Orange Bowl crowd of 73,735 comprised fourth sell-out of season.
- Sept. 21 – NFLPA calls players strike with games not resuming until November 21.
- Dec. 12 – In one of the most bizarre incidents in Miami Dolphin history, a work release parolee (Mark Henderson) cleared a space on the snow-frozen turf at New England's Sullivan Stadium that enabled the Patriots to kick a late fourth-quarter field goal and win the game 3-0 before 25,716 fans.
- Dec. 27 – The incredible record of not having won in 16 years in the Orange Bowl continued as the Dolphins scored 20 unanswered points in the second half to defeat the Buffalo Bills 27-10.

1983

- Jan. 8 – For the first time in nine years, the Dolphins win a playoff game, defeating the New England Patriots 28-13 before 68,842 fans at the Orange Bowl.
- Jan. 16 – The Dolphins choke off the San Diego Chargers famed offense and defeat them 34-13 before 71,383 fans. The Chargers were held to only 247 yards in total offense, 203 yards below their league-leading average. The win enabled the Dolphins to reach their fourth conference title game in team history and the first since the 1973 season.

- Jan. 23 – A.J. Duhe sets an AFC playoff record with three interceptions, including one for a 35-yard touchdown romp, as the Dolphins defeat the New York Jets for the third time in one season to win the AFC crown, 14-0.
- Jan. 30 – In Pasadena, California, the Dolphins appear in their fourth Super Bowl, and in spite of leading with only 10 minutes to play, they lose 27-17 to Washington before a sell out crowd of 103,667 at the Rose Bowl and a TV audience estimated at 115 million. Fulton Walker sets a Super Bowl record with a 98-yard kickoff return for a touchdown as he returns four kickoffs for a total of 190 yards.
- April 26 – The Dolphins select quarterback Dan Marino in the first-round of the 1983 draft (27th player overall).
- June 25 – Starting linebacker Larry Gordon dies of a rare heart disease while jogging in Arizona at the age of 28. Gordon had been the Dolphins' first-round draft choice in 1976 out of Arizona State.
- Oct. 9 – Quarterback Dan Marino and wide receiver Mark Duper make their first-ever starts for the Miami Dolphins, with Marino passing for 322 yards and Duper netting seven catches for 202 yards. The offensive explosion produces 971 total yards between the Dolphins and Bills, with Buffalo winning the Orange Bowl encounter, 38-35 in overtime.
- Nov. 28 – Dolphin Owner Joseph Robbie announces the signing of Head Coach Don Shula to a multi-year contract.
- Dec. 2 – Bill Arnsparger, the Dolphins' Assistant Head Coach and mastermind of the team's defense, resigns to become the head coach at Louisiana State University. His resignation is effective at the end of the season.
- Dec. 16 – With starting QB Dan Marino sidelined for the second consecutive game, Don Strock again steps in to help lead Miami to a 34-14 Orange Bowl win over the Jets. Safety Mike Kozlowski breaks open a close game when he returns two interceptions for touchdowns in a 61-second span in the fourth quarter. WR Mark Duper catches four passes for 71 yards to become the first Dolphin receiver to go over the 1,000-yard mark in a single season.
- Dec. 27 – The Dolphins name 54-year-old Chuck Studley as their Defense Coach to replace Bill Arnsparger. Studley had spent the 1983 season as defensive coordinator and then interim head coach of the Houston Oilers.

1984

- March 5 – Miami Dolphin Owner Joseph Robbie announces plans to build a new multi-purpose stadium in north Dade County. Mr. Robbie also announces acquisition of the land and discusses possible stadium funding.
- June 24 – Running back David Overstreet is killed in an automobile accident in Winona, Texas.
- Oct. 7 – The Dolphins beat Pittsburgh 31-7 to move Head Coach Don Shula into third place on the NFL's list for all-time winningest coaches.
- Oct. 21 – Wide receiver Nat Moore catches a 19-yard TD pass from QB Dan Marino for the 58th touchdown of his Dolphin career, surpassing Larry Csonka's all-time club record of 57.
- Nov. 11 – The Dolphins remain the NFL's only unbeaten team as they improve their record to 11-0 (16 straight regular-season wins) with a 24-23 victory over Philadelphia. DE Doug Betters' block of an Eagle PAT with 1:52 remaining in the game seals the win.
- Dec. 2 – The Dolphins lose a 45-34 decision to the Raiders, but QB Dan Marino breaks the all-time NFL record for TD passes in a season with his 37th. His record-breaking touchdown pass, which came on a four-yard toss to Jimmy Cefalo in the first quarter, was the first of four on the day for Marino as he reached the 40-touchdown plateau. He also shatters Dolphin single-game records for most yards passing (470), most completions (35) and most attempts (57).
- Dec. 17 – Miami ends the regular season with the best record in the AFC (14-2) following a 28-21 victory over Dallas. WR Mark Clayton catches three touchdown passes to give him 18 for the season as he eclipses the all-time NFL mark in that category. Dan Marino becomes the first-ever NFL quarterback to pass for over 5,000 yards in a season as he ends up with 5,084. The most prolific passing season in NFL history also consists of 48 touchdown passes, 564 attempts, 362 completions and only 17 interceptions for a franchise record passer rating of 108.9. Both Clayton (73-1,389) and WR Mark Duper (71-1,306) surpass prior Dolphin records for receptions and reception yardage in one season.
- Dec. 20 – QB Dan Marino is named as the NFL's Most Valuable Player by the Associated Press.

1985

- Jan. 6 – The Dolphins defeat the Steelers 45-28 in the AFC Championship game in Miami to earn a berth in Super Bowl XIX.

- Jan. 8 – Joseph Robbie gives the go-ahead to prepare final plans and specifications to construct the new 75,000-seat Dolphin Stadium.
- Jan. 20 – The Dolphins drop a 38-16 decision to the San Francisco 49ers in Super Bowl XIX before 84,059 fans at Stanford Stadium in Palo Alto, California.
- Feb. 15 – Miami names 42-year-old Mel Phillips as its new defensive backfield coach. Phillips comes to the Dolphins after five seasons in the same capacity for the Detroit Lions.
- March 14 – Following a presentation led by Joseph Robbie to NFL owners at the league meetings in Phoenix, Miami is selected as the site for Super Bowl XXIII (1989).
- Sept. 29 – In a game billed nationally as "Marino-Elway I," Miami's Dan Marino wins this one over Denver, 30-26, completing 25 of 43 passes for three TDs and a season-best 390 yards. Veteran WR Nat Moore also produces his top performance of 1985 with the 12th 100-plus yard game of his career. WR Vince Heflin's first-ever NFL TD, a 46-yard catch, proves to be the game-winner.
- Oct. 9 – The Dolphins acquire All-Pro linebacker Hugh Green from Tampa Bay in exchange for a first- and second-round draft pick in 1986.
- Nov. 10 – Wide receiver Mark Duper, in his first game back after being sidelined for seven weeks with a broken leg, establishes a Dolphin record with 217 reception yards. In addition, his 50-yard scoring catch from Dan Marino with less than a minute remaining gives the Dolphins a 21-17 win over the Jets and the start of an eight-game winning streak.
- Dec. 1 – Owner Joseph Robbie officially breaks ground on the new 75,000-seat Dolphin Stadium.
- Dec. 2 – Led by a swarming defense that produces six sacks and three interceptions, the Dolphins administer the only defeat to be suffered by the eventual Super Bowl champion Chicago Bears, 38-24. A season-high Orange Bowl crowd of 75,594 witness the Monday night affair.
- Dec. 8 – The Dolphins record a 34-24 victory over the Green Bay Packers at Lambeau Field. The mercury at kickoff registers 23 degrees, marking the coldest conditions in which the Dolphins have won a game in franchise history.
- Dec. 31 – Owner Joseph Robbie obtains the construction loan and is granted permanent financing for the new Dolphin Stadium.

1986

- Jan. 4 – The Dolphins rally from a 21-3 deficit to defeat the Cleveland Browns 24-21 in an AFC divisional playoff game. Miami is led offensively by Tony Nathan's 10 receptions for 101 yards and rookie Ron Davenport's two touchdowns.
- Jan. 12 – Despite 20 tackles by LB Bob Brudzinski, the Dolphins commit six turnovers and lose 31-14 to the New England Patriots in the AFC Championship game before 74,978 fans in the Orange Bowl. It marks Miami's first loss in an AFC title game in six tries.
- Jan. 21 – Dolphin C Dwight Stephenson is named the recipient of the NFL's Man of the Year award at a press conference in New Orleans. The award is in recognition of Stephenson's outstanding performance on the playing field and in the community.
- Jan. 22 – The Dolphins announce the retirement of Defensive Line Coach Mike Scarry, a member of Don Shula's staff since 1970. Dan Sekanovich, formerly of the Jets and Falcons, is named to replace him.
- Feb. 19 – Miami appoints Receivers and Quarterbacks Coach David Shula to the position of Assistant Head Coach. In addition, the club names Mike Westhoff as the Special Teams/Tight Ends Coach.
- June 3 – Owner Joseph Robbie plants a ceremonial 30-foot Royal Palm tree to begin a million dollar beautification project near Dolphin Stadium.
- Sept. 6 – Dan Marino signs a multi-year contract to remain as QB of the Dolphins. Two days before, Marino's wife, Claire, had given birth to the couple's first child – Daniel Charles.
- Sept. 21 – Miami suffers a heart-breaking 51-45 overtime loss to the N.Y. Jets in the Meadowlands as Dan Marino reaches 1,500 career attempts to qualify as the NFL's top-ranked passer of all-time. Marino finishes the afternoon 30 of 50 for 448 yards and six TDs. The six TDs are a personal high for Marino and tie the team record held by Bob Griese. Mark Duper (154) and Mark Clayton (174) each have over 100 yards receiving in the game. Standout LB Hugh Green suffers a knee injury which sidelines him for the season.
- Oct. 12 – In what was billed as "Marino-Kelly I," the Dolphins and Dan Marino (24 of 41 for 337 yards) defeat the Buffalo Bills and Jim Kelly (20 of 28 for 218 yards, two INTs) 27-14 at the Orange Bowl.
- Nov. 24 – The N.Y. Jets enter the Orange Bowl with a nine-game winning streak and the league's best record at 10-1. They leave with a 45-3 loss as Lorenzo Hampton rushes for 148 yards and two TDs on 19 carries (7.8 average) including a 54-yard TD run. Hampton's 100 yards snap a streak of 36 regular-season games (41 overall) for Miami

without a 100-yard rusher. Marino completes a personal-high 80.6 percent of his passes (29 of 36) for 288 yards and four TDs.

- Nov. 25 – Less than 24 hours after the memorable 45-3 win over the Jets, General Manager Mike Robbie announces at a press conference that Don Shula has signed a multi-year contract to remain as head coach.
- Dec. 14 – Dan Marino sets an NFL career record with the seventh 400-yard game of his career as he passes for 403 yards in a thrilling 37-31 overtime win in Anaheim, Calif., over the playoff-bound L.A. Rams. Marino completes 29 of 46 with five TDs, including a 20-yarder to Mark Duper in OT to win the game. Marino is named AFC Offensive Player of the Week for his efforts.
- Dec. 22 – The Dolphins play their final game in the Orange Bowl – a 34-27 loss to the New England Patriots. New England captures the AFC East title with the win. The Dolphins finish 21 years in the Orange Bowl with an impressive 110-38-3 (.738) regular-season record. Marino sets NFL single-season records for completions (378) and attempts (623).

1987

- Jan. 8 – Four former Dolphins – Bob Griese, Larry Csonka, Jim Langer and Larry Little – are among a group of 14 finalists under consideration for the 1987 class of enshrinees for the Pro Football Hall of Fame, it is announced by the Hall of Fame in Canton, Ohio.
- Jan. 10 – John Offerdahl is named Old Spice NFL Rookie of the Year
- Jan. 20 – Tom Olivadotti, an assistant for the Cleveland Browns, is named Defensive Coach for the Dolphins. He is put in charge of the overall defense with the prime responsibility of pass defense. Chuck Studley is re-assigned as Linebacker Coach, with prime responsibility of run defense. Linebacker Coach Bob Matheson resigns.
- Jan. 27 – Former Dolphin greats Larry Csonka and Jim Langer are among a group of seven named to the Pro Football Hall of Fame. They join Paul Warfield as the only members of the franchise to earn the honor, with induction scheduled for August 8.
- Aug. 16 – The Dolphins play host to the Chicago Bears in the first game ever played in Joe Robbie Stadium. The date marks the 22nd anniversary of the Dolphin franchise. The Bears put a damper on the festive evening with a 10-3 preseason victory before 63,451. QB Dan Marino (dislocated ring finger on right hand) and LB John Offerdahl (torn right bicep) suffer injuries. Marino is out for three weeks; Offerdahl will miss the first six regular-season games.
- Sept. 22 – NFL Players Association goes on strike; the Dolphins' home contest with New York Giants (first regular-season game in Joe Robbie Stadium) on September 27 is cancelled because of strike.
- Oct. 4 – The Dolphins' "replacement" team takes the field for the first time, traveling to Seattle to meet the Seahawks. The Dolphins lose, 24-20.
- Oct. 11 – Miami's replacement team records a 42-0 shutout victory over the Kansas City Chiefs in the first regular-season game played in Joe Robbie Stadium. Safety Liffort Hobley (two interceptions, 55-yard fumble recovery for a TD, four tackles, two passes defended) is named AFC defensive player of the week for his efforts. Don Shula and Joe Robbie are given game balls by the replacement team following the contest in honor of Miami's first win in the new stadium. The next week (October 18), the replacement team loses its last game, 37-31 in overtime, to the N.Y. Jets at the Meadowlands.
- Oct. 25 – After four missed weeks of action (one game cancellation, three replacement games), the regular Dolphin players return to action. Miami loses 34-31 in overtime at home to the Buffalo Bills. The 21-point comeback by Buffalo is the best ever by an opponent against a Dolphins team.
- Nov. 1 – Don Shula wins his 250th regular-season game as the Dolphins defeat Pittsburgh 35-24 at Joe Robbie Stadium.
- Nov. 29 – The Dolphins suffer their first shutout loss (27-0 at Buffalo) since December 12, 1982 – the famous snowplow game at New England (3-0). The game also sees the end of Dan Marino's streak of 30 straight games with at least one touchdown pass. His string is second all-time to Johnny Unitas' 47.
- Dec. 20 – Miami picks up its final win of 1987 with a 23-21 victory over Washington at Joe Robbie Stadium. The Dolphins lose the following week (December 28) in the '87 finale to New England, 24-10, at home. The Redskins, meanwhile, go on to win Super Bowl XXII, 42-10 over Denver.
- Dec. 30 – RB Troy Stradford is named NFL Offensive Rookie of the Year by the Associated Press.

1988

- Jan. 14 – It is announced that former Dolphins QB Bob Griese is among a group of 15 finalists under consideration for the 1988 class of enshrinees in the Pro Football Hall of Fame in Canton, Ohio.

- Feb. 29 – Former Dolphin Larry Seiple is named receivers coach. Seiple, who had been out of pro coaching for a year, had been receivers coach at Detroit (1980-84) and Tampa Bay (1985-86).
- July 11 – Training camp opens for the Dolphins at St. Thomas University as Head Coach Don Shula welcomes 109 players – the largest group of players in Shula's tenure as Dolphin head coach.
- July 31 – The Dolphins make their first ever trip abroad and take on the San Francisco 49ers at Wembley Stadium in London for the third-annual American Bowl. Miami comes from behind to defeat the 49ers, 27-21, before 70,535 British fans to open the pre-season.
- Sept. 18 – Miami registers its first win of the season in a 24-17 triumph over the Green Bay Packers. It marks Miami's 18th win in 23 home openers, including 13 straight years, and a 17-2 record under Don Shula. Dan Marino goes over the 20,000-yard mark in career passing yardage and becomes only the 45th quarterback in NFL history to do so.
- Oct. 9 – The Dolphins reverse history by defeating the Raiders, 24-17, at the Los Angeles Memorial Coliseum. It marks Miami's first win ever against the Raiders in their home stadium and the Dolphins' first victory over the Raiders in 10 years. The game is played in 96 degree heat – the warmest game in Dolphins' history.
- Oct. 16 – Miami wins its third consecutive game of the season as the Dolphins defeat the San Diego Chargers, 31-28. Quarterback Dan Marino throws for 329 yards and moves into sole possession of second-place on the NFL's career 300-yard passing games list with his 27th such game (behind only Dan Fouts with 51).
- Oct. 23 – Dan Marino records the second-best single-game passing yardage total in NFL history – 521 yards (Norm Van Brocklin holds the single-game record of 554 yards) and completes 35 of a team record 60 attempts, all to no avail as the N.Y. Jets defeat the Dolphins, 44-30, at Joe Robbie Stadium.
- Oct. 30 – Shula Bowl III – Head Coach Don Shula and his assistant head coach and son, David Shula, are on the opposite side of the field of Mike Shula, a coaches' assistant for Tampa Bay, as the Dolphins defeat the Bucs, 17-14, in Tampa Stadium.
- Dec. 12 – Dan Marino becomes the first quarterback in NFL history to pass for over 4,000 yards four times in a career in the Dolphins' 37-31 win over Cleveland. He also throws for his 193rd career touchdown, setting a new Dolphin record and surpassing the total of former quarterback Bob Griese, who had previously held the mark. Marino tops the record that took Griese 14 seasons to accomplish in only six-plus seasons. Also, receiver Mark Clayton surpasses Nat Moore in the record books as he catches a pass in his 37th consecutive game.

1989

- Jan. 22 – Joe Robbie Stadium hosts Super Bowl XXIII only two-and-a-half years after its initial opening. San Francisco comes back in the final minutes of the game to defeat the Cincinnati Bengals, 20-16. The game marks the first time since Super Bowl XIII (January 21, 1979) that the NFL's championship game is played in Miami.
- Jan. 23 – Dolphin Linebackers Coach Chuck Studley resigns after five seasons with Miami.
- Jan. 25 – Former Miami Hurricanes defensive coordinator Dave Wannstedt joins the Dolphins coaching staff as linebackers coach.
- Feb. 27 – David Shula, the Dolphins' assistant head coach and passing game coordinator, and Dave Wannstedt, the team's linebackers coach, resign their position to accept new posts with the Dallas Cowboys.
- March 1 – George Hill is named the new linebackers coach for the Dolphins, while John Sandusky, the Dolphins' offensive line coach, is promoted to assistant head coach.
- March 6 – Gary Stevens, formerly of the University of Miami, is named quarterbacks/pass offense coach for the Dolphins.
- May 15 – Chuck Connor, the Dolphins director of player personnel for 11 seasons, announces his resignation to join the Atlanta Falcons as director of pro scouting.
- June 12 – Tom Heckert, formerly a college scout with the Tampa Bay Buccaneers and Cleveland Browns, is named Miami's Director of College Scouting.
- Sept. 10 – Jim Kelly scores on a two-yard run on the game's last play to give the Buffalo Bills a 27-24 win over the Dolphins. The loss dropped Miami's record in season openers to 10-13-1 and in home openers to 18-5-1 and it also snapped a 13-game winning streak in home openers, which had been the NFL's longest active home opener winning streak.
- Sept. 17 – In Miami's 24-10 win at New England, Dan Marino throws his 200th career touchdown pass, becoming the 13th player in NFL history to throw for 200 TDs. It was just his 89th career game, and he reaches the 200 touchdown pass mark faster than any quarterback in NFL history.
- Oct. 8 – In Miami's 13-10 overtime win vs. Cleveland, Dan Marino goes over 25,000 yards passing in his career, becoming the 25th player in NFL history to reach the 25,000

- yards passing milestone. Marino also breaks Bob Griese's Dolphin team record of 25,092 career passing yards.
- Nov. 5 – Sammie Smith rushes for 123 yards in Miami's 19-13 win over the Indianapolis Colts, the third best single game rushing total ever by a Dolphin rookie. It also breaks a 27-game streak in which the Dolphins did not have a running back gain 100 or more yards.
 - Nov. 12 – Pete Stoyanovich kicks a team-record 59-yard field goal in a 31-23 victory over the New York Jets, a kick that also tied the third longest field goal in NFL history.
 - Nov. 19 – Miami defeats Dallas 17-14 in Shula Bowl IV, as Don Shula extends his record to 4-0 in Shula vs. Shula contests. This time Shula was opposed by son Dave, the Assistant Head Coach of the Cowboys. The win also was the Dolphins' sixth win in their last seven games and moved them into a first-place tie with the Buffalo Bills atop the AFC East.
 - Dec. 3 – Dan Marino goes over 3,000 yards passing for the year in Miami's 26-21 loss at Kansas City. It was his sixth season passing for 3,000 yards and he ties Dan Fouts' NFL record of six 3,000 yard seasons.
 - Dec. 24 – The Dolphins are eliminated from playoff contention with a 27-24 loss to the Kansas City Chiefs in the season finale at Joe Robbie Stadium. The game is played in 40-degree weather, the coldest home game in the history of the Dolphins.

1990

- Jan. 7 – Joseph Robbie, founder and owner of the Dolphins and the driving force behind the construction of Joe Robbie Stadium, dies of respiratory failure at age 73.
- Jan. 12 – The Miami Dolphins and Robbie Stadium Corporation undergo an organization realignment to ensure continued administration of both entities by the Robbie family. Tim Robbie becomes President of the Dolphins, Dan and Janet Robbie are named Executive Vice Presidents of the team, while Eddie Jones is named Executive Vice President and General Manager of the club. In addition, J. Michael Robbie is named Executive Vice President of Robbie Stadium Corporation.
- Jan. 19 – Dolphin President Tim Robbie announces that the Dolphins have signed Don Shula to a three-year contract to remain as head coach.
- Jan. 27 – Former Dolphin great Bob Griese is among a group of seven named to the Pro Football Hall of Fame. The Dolphin quarterback becomes the fourth player in Miami history to earn the honor with induction scheduled for August 4.
- Feb. 7 – Monte Clark, former San Francisco and Detroit Head Coach and Dolphin Assistant Coach, is named Miami's Director of Pro Personnel, while Charley Winner is given expanded duties and is named the club's Director of Player Personnel.
- March 7 – H. Wayne Huizenga, Chairman of the Board and Chief Executive Officer of Blockbuster Video, purchases fifty percent of the Robbie Stadium Corporation (the parent company of Joe Robbie Stadium) as well as a fifteen percent limited partnership in the Miami Dolphins.
- Sept. 9 – Sammie Smith rushes for an opening-day record 159 yards and a touchdown as the Dolphins break a five-year losing streak in season openers with a 27-24 win at the New England Patriots.
- Sept. 16 – Team founder Joe Robbie is the first enshrinee on the "Dolphin Honor Roll" at Joe Robbie Stadium. The Dolphins record a 30-7 triumph over the Buffalo Bills, marking Don Shula's 200th career regular season win as the team's head coach.
- Oct. 18 – In Miami's 17-10 win over the New England Patriots, Don Shula coaches in his 400th career regular season game as a head coach in the NFL.
- Nov. 19 – During halftime of Miami's 13-10 loss to the Los Angeles Raiders, the team's four Hall of Fame enshrinees, Larry Csonka, Bob Griese, Jim Langer and Paul Warfield, are inducted into the "Dolphin Honor Roll."
- Nov. 25 – Miami improves its record to 9-2 and clinches the team's first winning season since 1987 with a 30-13 win over the Cleveland Browns. Also, Dan Marino goes over 30,000 yards passing in his career, becoming the 11th player in NFL history to reach the 30,000-yard mark. It is just his 114th career game, and he reaches the 30,000-yard plateau faster than any quarterback in NFL history.
- Dec. 9 – The Dolphins earn a 23-20 overtime win over the Philadelphia Eagles and clinch the team's first playoff berth since 1985.
- Dec. 16 – In Miami's 24-17 win over the Seattle Seahawks, Dan Marino goes over 3,000 yards passing for the year. It is his seventh season passing for 3,000 yards and he ties Joe Montana's NFL record of seven 3,000-yard seasons.
- Dec. 19 – Richmond Webb becomes the first rookie offensive tackle – and second rookie offensive lineman overall – to be selected to the NFL's annual Pro Bowl contest.
- Dec. 23 – Dan Marino throws his 20th touchdown pass of the season in Miami's 24-14 loss at the Buffalo Bills. It is his eighth season with 20 or more touchdown passes and he ties Johnny Unitas' NFL record of eight 20-plus touchdown seasons.

1991

- Jan. 5 – The Dolphins return to the playoffs after a four-year absence with a 17-16 win over the Kansas City Chiefs in Joe Robbie Stadium. In the contest, Pete Stoyanovich sets an NFL playoff record with a 58-yard field goal.
- Jan. 12 – Miami drops a 44-34 playoff decision at the Buffalo Bills. The teams combine for 78 points – the highest scoring non-overtime playoff game in history. The only higher scoring playoff was Miami's 41-38 overtime loss to the San Diego Chargers on Jan. 2, 1982.
- Jan. 24 – Monte Clark, the Dolphins director of pro personnel, announces his resignation.
- Jan. 27 – Larry Csonka is named to the NFL's all-time Super Bowl Silver Anniversary team.
- Feb. 2 – Richmond Webb is named NFL Rookie of the Year by The Sporting News.
- March 8 – Mike Shula joins the Dolphins as a Coaches' Assistant.
- March 26 – The Robbie Family and Wayne Huizenga purchase 107 acres of land adjacent to Joe Robbie Stadium for additional parking and future development.
- May 23 – At the NFL owners meetings in Minneapolis, Joe Robbie Stadium is selected as the site for Super Bowl XXIX (1995).
- Aug. 3 – The Dolphins make the longest road trip in team history as they travel 14,912 round-trip miles to Tokyo to battle the Los Angeles Raiders at the Tokyo Dome in American Bowl '91. Miami comes from behind to defeat the Raiders, 19-17, before 51,122 Japanese fans.
- Aug. 20 – Dan Marino signs a five-year contract extension to remain as quarterback of the Miami Dolphins.
- Sept. 22 – Don Shula captures the 300th win of his coaching career with Miami's 16-13 win over the Green Bay Packers. With career coaching win number 300, Shula joins the immortal George Halas (324 wins) as the only NFL coaches to win 300 or more games.
- Nov. 10 – In Miami's 30-20 win over New England, both Mark Duper and Mark Clayton surpass Nat Moore's team record of 7,547 career receiving yards. Duper is the first to move past Moore with a 17-yard reception in the first quarter, while Clayton passes Moore with a 32-yard touchdown catch in the fourth quarter.
- Nov. 18 – During halftime of Miami's 41-27 loss to the Buffalo Bills, former Dolphin great middle linebacker Nick Buoniconti is inducted into the Dolphin Honor Roll.
- Dec. 1 – Dan Marino sets an NFL record as he goes over 3,000 yards passing in a season for the eighth time in his career in Miami's 33-14 win over Tampa Bay. Marino entered the 1991 campaign with seven such seasons and was tied with Joe Montana for the record.
- Dec. 9 – Miami defeats Cincinnati 37-13 in Shula Bowl V as Don Shula extends his record to 5-0 in Shula vs. Shula contests. This time, Shula teamed with son Mike, a Dolphins coaches assistant, and was opposed by son David, the receivers coach for the Bengals. In the contest, Dan Marino sets an NFL record by throwing his 20th touchdown pass of the season. It is his ninth season with 20 or more touchdown passes. He entered 1991 with eight such seasons and was tied with Johnny Unitas for the record. Also, Mark Clayton breaks Nat Moore's team record for career TDs (75) and career receiving scores (74) with a 16-yard TD reception in the fourth quarter to give Clayton his 76th career score (75 catch, one punt return) and 75th receiving TD.
- Dec. 15 – Pete Stoyanovich breaks Garo Yepremian's single-season team record of 28 field goals in Miami's 38-30 loss to the San Diego Chargers. Stoyanovich boots his 29th of the year with a 24-yarder in the first quarter. He would go on to hit on 31 field goals during the 1991 season which tied for the league high with Washington's Chip Lohmiller.
- Dec. 22 – The Dolphins drop a 23-20 overtime decision to the New York Jets in a winner-take-all battle for the AFC's final wild card spot. Miami takes a 20-17 lead with just 44 seconds left in regulation on a one-yard scoring toss from Dan Marino to Ferrell Edmunds. However, the Jets move the ball and tie the game at 20-20 on a 44-yard field goal by Raul Allegre with no time left on the clock. New York wins the game in overtime on a 30-yard field goal by Allegre.

1992

- Feb. 1 – Former Dolphin All-Pro center Dwight Stephenson rejoins Miami as assistant offensive line coach.
- Feb. 3 – Hall of Fame defensive tackle Joe Greene is named as the Dolphins' defensive line coach. Greene replaced Dan Sekanovich, who announced his resignation.
- May 20 – Dolphins sign a long-term agreement to build a new training facility at Nova University in Davie, to be ready by the start of the 1993 training camp.
- June 1 – Charley Winner announces his retirement as Miami's Director of Player Personnel. Winner, who had served 37 years in the NFL as a coach and administrator, originally joined the Dolphins in 1981.

- June 4 – Tom Heckert is named as the Dolphins' Director of Player Personnel. Heckert had worked the previous three years as Miami's Director of College Scouting.
- June 12 – Tom Braatz, a 27-year NFL executive with the Atlanta Falcons and Green Bay Packers, is named as Miami's Director of College Scouting.
- July 17 – Don Shula signs a two-year contract extension to continue as the Dolphins' Head Coach through the 1994 season. The extension takes effect at the conclusion of Shula's current contract which expires following the 1992 season.
- Aug. 16 – The Dolphins travel 9,908 round-trip miles and earn a 31-27 preseason win over the Denver Broncos before a crowd of 60,813 fans at Berlin's Olympic Stadium. The game marks the third time overall and second consecutive season that the Dolphins have travelled abroad to play a preseason contest and the win improves Miami's record to 3-0 in games played on foreign soil. The Dolphins join the L.A. Rams as only teams which have recorded wins in contests played in each of the three American Bowl sites (London, Tokyo and Berlin).
- Aug. 31 – Miami's season opening contest, scheduled for September 6 at Joe Robbie Stadium against the New England Patriots, is rescheduled for October 18, the National Football League announces. The date change is made in the aftermath of Hurricane Andrew, which struck the South Florida area on August 25. Both teams originally were off that weekend, based on the NFL's 16-games-over-17-weeks schedule which allows each team one bye during the season. The Patriots and Dolphins will have their Open Week on September 6, which marks the beginning of the 1992 regular season.
- Sept. 29 – The Dolphins dip into the free agent market and sign perennial all-pro tight end Keith Jackson.
- Oct. 4 – The Dolphins improve to 4-0 and take over sole possession of first place in the AFC East for the first time in 34 weeks with a 37-10 win over the Buffalo Bills at Rich Stadium. The win snaps Miami's six-game losing streak to the Bills at Rich Stadium. The Dolphins' last triumph in Buffalo was a 34-24 win on November 16, 1986. With the win, Miami moves ahead of the second-place Bills (4-1) in the AFC East for the first time since the second week of the 1990 season. Individually, safety Louis Oliver records three interceptions and returns one of his INTs for a 103-yard touchdown. Oliver's return ties for the NFL's all-time longest interception return with a 103-yard return by San Diego's Vencie Glenn against Denver on November 29, 1987.
- Oct. 18 – Dan Marino throws four touchdown passes as Miami earns a 38-17 win over the Patriots at Joe Robbie Stadium in a game that is rescheduled from September 6 due to the effects of Hurricane Andrew. Marino throws four-or-more touchdowns in a game for the 17th time in his career and ties the all-time NFL record for most career games with four or more touchdown passes with Johnny Unitas.
- Nov. 16 – During halftime ceremonies of Miami's 26-20 loss to the Buffalo Bills, the 1972 Miami Dolphins team, holders of the only perfect season in NFL history and winners of Super Bowl VII, are honored and inducted into the Dolphin Honor Roll.
- Dec. 20 – The Dolphins clinch the team's second trip to the playoffs in the last three seasons with a 19-17 come-from-behind win over the New York Jets at Joe Robbie Stadium. In the contest, Dolphins quarterback Dan Marino throws the 290th touchdown pass of his NFL career and ties Johnny Unitas for second place on the NFL's all-time touchdown pass list.
- Dec. 23 – Dan Marino is named to his team-record seventh Pro Bowl team. He breaks the former team record of six Pro Bowl appearances which he shared with Bob Griese, Bob Kuechenberg and Jim Langer. In addition, Marino is named as a starter in the NFL's annual all-star game for the fifth time in his career and he ties the team record held by Jim Langer.
- Dec. 27 – The Dolphins clinch the AFC East title with a 16-13 overtime win over the New England Patriots at Foxboro Stadium. Miami closes the regular season with an 11-5 record and coupled with Buffalo's 27-3 loss at Houston later in the day, the Dolphins win the team's first division championship since 1985. In addition, the win marks the 300th regular season victory of Dolphins' Head Coach Don Shula's coaching career.

1993

- Jan. 10 – The Dolphins earn a 31-0 win over the San Diego Chargers in the AFC Divisional Playoffs before a crowd of 71,224 at Joe Robbie Stadium. Miami's 31-point margin of victory is the largest by the team in a playoff game. The previous largest margin of victory in the post-season by the Dolphins was three 21-point wins as Miami had a 21-0 win over the Baltimore Colts on Jan. 2, 1972; a 34-13 win over the San Diego Chargers on Jan. 16, 1983; and a 31-10 win over the Seattle Seahawks on Dec. 29, 1984.
- Jan. 17 – The 1992 season comes to a close. Miami suffers five turnovers (two interceptions and three fumbles) as the team drops a 29-10 decision to the Buffalo Bills in the AFC Championship contest before a crowd of 72,703 at Joe Robbie Stadium. The attendance of 72,703 marks the largest crowd to witness a Dolphin game at JRS. The

- previous high was 71,224 which was set the previous week on January 10 to witness the Dolphins' 31-0 win over San Diego in an AFC Divisional Playoff game.
- Jan. 26 - Kim Helton is named the team's offensive line coach. John Sandusky, who served as assistant head coach/offensive line, remains with the team as assistant head coach and assumes the responsibility of coaching the tight ends. In addition, assistant offensive line coach Dwight Stephenson resigns to pursue his interests in the construction and real estate business.
 - Jan. 30 - Former Dolphins great Larry Little is among a group of five named to the Pro Football Hall of Fame. The former Dolphin guard becomes the fifth player in Miami history to earn the honor, joining RB Larry Csonka, QB Bob Griese, C Jim Langer and WR Paul Warfield.
 - Feb. 7 - The Dolphin coaching staff leads the AFC to a 23-20 overtime win over the NFC in the Pro Bowl contest played in Honolulu, Hawaii.
 - Feb. 11 - Mike Shula resigns as a coaches assistant and is named as tight end coach of the Chicago Bears.
 - Feb. 22 - Tony Nathan, who spent the past five years as a coaches' assistant on the Miami Dolphins coaching staff, is promoted to offensive backs coach. In addition, Carl Taseff, who served as the team's offensive backs coach since joining the Dolphins in 1970, will become more active in other areas of the football operation, including personnel scouting and evaluation, and will maintain a continued involvement in various coaching responsibilities.
 - May 21 - Kim Helton resigns as offensive line coach to become head coach at the University of Houston. John Sandusky, who served as offensive line coach from 1976-92, resumes his offensive line coaching responsibilities.
 - June 1 - Rich McGeorge is named as assistant offensive line/tight ends coach of the Dolphins.
 - June 4 - Dolphins hold last practice session at St. Thomas University, which had served as host to team's training facility since July 12, 1970.
 - July 11 - Ribbon cutting ceremonies officially open the Dolphins' new training facility on campus of Nova University in Davie, Fla.
 - Sept. 12 - Dan Marino surpasses the 40,000-yard passing mark during Miami's 24-14 loss to the N.Y. Jets. He joins Fran Tarkenton (47,003), Dan Fouts (43,040) and Johnny Unitas (40,239) as the only quarterbacks to gain 40,000 passing yards. Marino attains the 40,000-yard mark in only 153 regular-season games and accomplishes the feat faster than any QB in league history. The previous record for fastest ascent to 40,000 yards was 168 games by Dan Fouts.
 - Oct. 10 - Scott Mitchell comes off the bench and replaces an injured Dan Marino (torn Achilles in right foot) and throws a pair of touchdown passes to lead the Dolphins to a 24-14 win at the Cleveland Browns. Mitchell enters the game just before halftime and completes 10 of 16 passes for 118 yards with two touchdowns and an interception. Mitchell is named as AFC Offensive Player of the Week for his performance against the Browns. Marino is placed on Injured Reserve on October 13 and misses the remainder of the season.
 - Oct. 24 - Dan Marino misses his first starting assignment in 145 consecutive non-replacement regular season games as Miami earns a 41-27 win over Indianapolis. The game marks the first career NFL start at quarterback for Scott Mitchell as he hits on 12 of 19 passes for 190 yards with a touchdown. Mitchell becomes the eighth player to start at quarterback for the Dolphins since Don Shula was named head coach in 1970.
 - Oct. 31 - Don Shula wins the 324th game of his coaching career and ties George Halas for the all-time record for most wins by an NFL head coach as Miami earns a 30-10 win over the Kansas City Chiefs. Shula achieves the coaching milestone in his 31st year (482nd game) of his NFL coaching career as compared to 40 seasons (506 games) for Halas to accomplish the feat. On the field, Scott Mitchell throws for 344 yards and three touchdowns and becomes the first Dolphin quarterback other than Dan Marino to pass for over 300 yards and throw three or more touchdown passes since David Woodley gained 408 yards and threw three scores on October 25, 1981, at the Dallas Cowboys.
 - Nov. 14 - The Dolphins endure another quarterback injury as Scott Mitchell suffers a separated shoulder during Miami's 19-14 win at Philadelphia. The win enables Don Shula to record the 325th triumph of his coaching career as he becomes the winningest coach in NFL history surpassing George Halas. In the contest, Doug Pederson replaces Mitchell and enters the game in the third quarter with Miami trailing 14-13. He guides the Dolphins to a pair of field goals and the defense holds the Eagles scoreless in the second half to garner the victory.
 - Nov. 21 - Steve DeBerg becomes the third player to start at quarterback for the Dolphins in 1993 as he throws for 252 yards and a pair of touchdowns to lead Miami to a 17-13 win over New England. DeBerg, the NFL's oldest player, had joined the team just 11 days prior to the Pats game and was forced into his first start in place of the injured Scott Mitchell.

- Nov. 25 – The Dolphins post a come-from-behind 16-14 win over the defending and eventual Super Bowl champion Dallas Cowboys on Thanksgiving Day on a sleet covered field at Texas Stadium. Miami improves 3-0 on Thanksgiving as the team had posted victories at St. Louis (55-14 on November 24, 1977) and at Dallas (14-7 on November 22, 1973). In the contest, Miami trails 14-13 with just 15 seconds left in regulation and Pete Stoyanovich's 41-yard field goal attempt for the win is blocked by the Cowboys' Jimmie Jones. However, Dallas' Leon Lett attempts to pick up the loose ball and fumbles and Miami's Jeff Dellenbach recovers the ball on the one-yard line with three seconds remaining. Stoyanovich converts on his second chance and boots a 19-yard field goal on the game's final play to win the contest. The win improves Miami's record to an NFL best 9-2, but the team will fail to win another game during the remainder of the season.
- Dec. 13 – During halftime ceremonies of Miami's 21-20 loss to Pittsburgh, former Dolphin great and Hall of Famer Larry Little is honored and inducted into the Dolphin Honor Roll.
- Dec. 14 – Don Shula is named Sports Illustrated Sportsman of the Year. He is the first professional coach to receive the honor.

1994

- Jan. 2 – The Dolphins lose by a 33-27 count in overtime at New England. It is the fifth consecutive loss for the Dolphins and the team is eliminated from the playoffs later in the day as the Raiders rally from a 17-point deficit to win over Denver and qualify for the playoffs.
- Jan. 24 – The trustees of the Miami Dolphins sign a definitive agreement with H. Wayne Huizenga to purchase the Robbie family's interests in the Dolphin franchise. The agreement also includes an option for Huizenga to purchase the Robbies' interest in Joe Robbie Stadium.
- Feb. 8 – Joel Collier joins the Dolphins as a staff assistant, replacing Carl Taseff.
- March 16 – John Gamble is named as the Dolphins' strength coach.
- March 23 – The National Football League clubs approve transfer of the majority interests in the Miami Dolphins from the Robbie family to H. Wayne Huizenga at the annual league meetings in Orlando, Fla.
- June 28 – H. Wayne Huizenga's purchase of the Robbie Family's remaining 85% of the Miami Dolphins as well as their 50% share of the Joe Robbie Stadium is finalized. The closing leaves Huizenga with 100% ownership of both the Dolphins and Stadium.
- July 8 – The Dolphins and WIOD Radio (610 AM) announce the hiring of Bill Zimpfer as the team's play-by-play announcer and "Voice of the Dolphins." Zimpfer replaces Rick Weaver, who had served as play-by-play announcer for the Dolphins since 1970 and announced his retirement at the club's annual awards dinner on May 6, 1993. Zimpfer joins former Dolphin tight end and color analyst Jim Mandich in the broadcast booth.
- July 21 – H. Wayne Huizenga announces that he has entered into a new agreement with Head Coach Don Shula that extends through the 1996 season. Under the new contract extension, Shula assumes the position of Vice President/Head Coach, and also adds an ownership interest in the team.
- Sept. 4 – After missing the final 11 games of the 1993 season with a torn right Achilles' tendon, Dan Marino returns to action as he throws for 473 yards and five touchdowns to lead the Dolphins to a 39-35 win over the New England Patriots at Joe Robbie Stadium. Marino sets an NFL record by throwing for four or more touchdown passes in a game for the 18th time in his career, breaking his tie with Johnny Unitas, and also throws the 300th touchdown pass of his career to join Fran Tarkenton (343 touchdowns) as the only quarterbacks in NFL history with 300-plus career touchdowns.
- Oct. 2 – Shula Bowl VI makes sports history as it marks the first time in the history of the four major American professional sports (football, baseball, hockey and basketball) that a father and son battle as head coaches with Don Shula and the Dolphins taking on his son, Head Coach David Shula, and the Cincinnati Bengals. The elder Shula improves to 6-0 when coaching against teams which feature one of his sons as a coach or player as the Dolphins earn a 23-7 win over the Bengals.
- Oct. 16 – Bernie Parmalee receives two game balls – one for offense and one for special teams – for his performance in Miami's 20-17 overtime win against the Los Angeles Raiders. Parmalee rushes for 150 yards on 30 carries and adds a pair of tackles and a fumble recovery on special teams. In addition, the Dolphins reverse history in the all-time series against the Raiders as Miami records wins in consecutive games against the Raiders for the first time in the history of the series. Miami earned a 20-7 win over the Raiders on December 14, 1992, in the last meeting between the two teams.
- Nov. 13 – Chicago's Kevin Butler boots a 40-yard field goal with 54 seconds left in regulation and James Williams deflects a Dolphins field goal attempt with just seven seconds

remaining in the game to give the Bears a 17-14 win over the Dolphins in Shula Bowl VII. Miami Head Coach Don Shula battles his son and Bears tight ends coach Mike Shula in the contest and it marks the first time that the elder Shula lost a game in which one of his sons, David or Mike, were either players or assistant coaches on the opposing NFL team.

- Nov. 27 – Quarterback Dan Marino makes history once again with his famous "Clock Play". With the Dolphins trailing the Jets by 18 points in the second half at the Meadowlands, Marino orchestrates a 28-point second-half outburst, including 22 straight to close the contest, as Miami claims a 28-24 victory. All four scores in the second half occur on Marino to Mark Ingram touchdown passes. The game winning points come on first-and-goal with just 22 seconds to play, when Marino approaches the line of scrimmage, appearing poised to clock the ball. However, he takes everyone in the stadium by surprise as he receives the snap, drops back and tosses an eight-yard touchdown pass to Ingram, who ties the Paul Warfield's single-game record of four touchdowns and 24 points, which Warfield achieved against Detroit on December 15, 1973.
- Dec. 7 – Don Shula suffers a torn Achilles' tendon in his right leg and undergoes surgery on the injury on December 9 by Dr. Peter Indelicato and Dr. Dan Kanell. He misses a regular season practice for the first time in his 25 seasons with the team. Shula returns to practice on December 10 and coaches for the remainder of the season on a golf cart.
- Dec. 12 – Bernie Parmalee rushes for 127 yards and scores a pair of touchdowns (one rushing and one receiving) as the Dolphins clinch a playoff spot with a 45-28 win over the Kansas City Chiefs at Joe Robbie Stadium. In the contest, Dolphins Head Coach Don Shula wins his 318th career regular season game and ties George Halas (318 regular season coaching wins) for the all-time record for most career regular season wins by an NFL coach. Center Dwight Stephenson is inducted into the Dolphin Honor Roll during halftime ceremonies.
- Dec. 25 – The Dolphins earn a 27-20 win over the Detroit Lions and clinch the AFC East title. Miami and the New England Patriots both finish with 10-6 records, however the Dolphins win the division title by virtue of a two-game head-to-head sweep over New England during the 1994 season. Dolphins Head Coach Don Shula wins the 319th regular season game of his coaching career and surpasses George Halas (318 regular season coaching wins) for the all-time record for most career regular season wins by an NFL coach. Miami plays on Christmas Day for the second time in team history with the only other Christmas game for the Dolphins being the longest game in NFL history as Miami earned a 27-24 playoff win in double overtime at Kansas City on December 25, 1971.
- Dec. 27 – Defensive tackle Tim Bowens is named NFL Defensive Rookie of the Year by the Associated Press. He becomes the first Dolphins player to win A.P.'s defensive rookie award since A.J. Duhe in 1977.
- Dec. 31 – Dan Marino throws a pair of touchdown passes to lead the Dolphins to a 27-17 win in a First-Round playoff contest against the Kansas City Chiefs at Joe Robbie Stadium. The game is billed as Marino-Montana III and the duel between the two future Hall of Famers lives up to its pregame hype. Marino completes 22 of 29 passes for 257 yards with two touchdowns and no interceptions and Montana counters by hitting on 26 of 37 passes for 314 yards with two scores and an interception. Marino sets an NFL playoff record as he throws for a touchdown pass in his 11th consecutive post-season game and moves past a tie with Montana (San Francisco/Kansas City) and Ken Stabler (Oakland) for the longest all-time streak in NFL post-season history.

1995

- Jan. 9 – Natrone Means rushes for 139 yards and a touchdown to lead the San Diego Chargers to a 22-21 win over the Miami Dolphins in an AFC Divisional Playoff contest at Jack Murphy Stadium. San Diego took a 22-21 lead with just 35 seconds left in regulation as Stan Humphries threw an eight-yard touchdown pass to wide receiver Mark Seay. The Dolphins had one final chance to win the game as Dan Marino drove the team to the Chargers' 30-yard line but Pete Stoyanovich's 48-yard field goal attempt with eight seconds left was wide right.
- Jan. 18 – Assistant head coach/offensive line John Sandusky announces his retirement. A veteran of over three decades of NFL coaching (he concluded his 36th season in 1994), Sandusky was one of only two coaches to serve as offensive line coach on a Don Shula coached team. Sandusky was offensive line coach with the Colts (1963-69) and Dolphins (1976-94) under Shula, while Monte Clark coached the offensive line with the Dolphins under Shula from 1970-75.
- Feb. 6 – Monte Clark is named as the team's offensive line coach. Clark enters his third tour of duty with the Dolphins, re-joining the team after having served as head offensive line coach at Stanford University during 1993-94.

- Feb. 9 – Dolphins Executive Vice President and General Manager Eddie Jones signs a two-year contract to remain in that capacity through the 1996 season.
- May 19 – The Miami Dolphins sign a two-year agreement with WCMQ radio (1210 AM) to be the Spanish radio outlet for Dolphins games. WCMQ replaces WQBA radio, which had been the team's Spanish station for the previous 13 seasons.
- Sept. 3 – The Dolphins open the season with an explosive offensive display in a 52-15 win over the N.Y. Jets at Joe Robbie Stadium. The 52 points are the second-highest single-game total in team history (behind 55 points at St. Louis on November 24, 1977). In addition, the game is played in 94-degree weather, making it the warmest home game in team history.
- Oct. 1 – The Shula coaching family again makes sports history as father and son battle as head coaches with Don Shula and the Dolphins taking on his son, Head Coach David Shula, and the Cincinnati Bengals. The elder Shula improves to 7-1 when coaching against teams which feature one of his sons as a coach or player with a 26-23 win at the Bengals.
- Oct. 8 – Dan Marino passes Fran Tarkenton (3,686 completions) to become the NFL's all-time leader in career pass completions with a six-yard toss to fullback Keith Byars during the Dolphins' 27-24 overtime loss at Joe Robbie Stadium. In the contest, Marino suffers knee and hip injuries which force him to miss the next two games (at New Orleans and at the N.Y. Jets).
- Nov. 12 – Dan Marino becomes the NFL's all-time career passing yardage leader as he jumps past Fran Tarkenton (47,003 career yards) with a nine-yard pass to Irving Fryar in the first quarter of the Dolphins' 34-17 loss to the New England Patriots at Joe Robbie Stadium.
- Nov. 26 – Dan Marino tosses a six-yard touchdown pass to fullback Keith Byars with 1:03 remaining in the first half for his 343rd career scoring pass and becomes the NFL's all-time touchdown pass leader (surpassing Fran Tarkenton's 342 TDs) during Miami's 36-28 loss at Indianapolis.
- Dec. 11 – Guard/Tackle Bob Kuechenberg is inducted into the Dolphin Honor Roll during half-time ceremonies of Miami's 13-6 win over Kansas City at Joe Robbie Stadium. In the contest, Dan Marino breaks the last of Fran Tarkenton's major passing records (6,467 career attempts) with an incomplete pass attempt to wide receiver Randal Hill in the fourth quarter. In addition, the game is a sellout and marks the second consecutive season and fourth time overall (also 1972-73) that every home game has been sold out and it is just the second time in team history (also 1973) that every game has been sold out before the television blackout deadline.
- Dec. 24 – The Dolphins post a 41-22 win at St. Louis to finish the regular season with a 9-7 record. The team clinches a playoff berth for the second consecutive season later in the day as the Denver Broncos come from behind late in the contest to win at Oakland and eliminate the Raiders from playoff consideration. Miami's win marks the 347th and final victory in the illustrious head coaching career of Don Shula.
- Dec. 30 – Miami's season ends following a 37-22 loss in an AFC First-Round Playoff Contest in Buffalo. The game is an offensive shootout as the teams combine for an NFL post-season record of 1,038 yards. Dan Marino leads the Dolphins by completing 33 of a career-high 64 pass attempts for 422 yards and a pair of scores, while WR O.J. McDuffie sets team playoff records with 11 catches for 154 yards. The game marks the final contest in Head Coach Don Shula's career.

1996

- Jan. 5 – Don Shula, the winningest coach in the history of the NFL, moves from his role as head coach of the team as he assumes another role within the Dolphins organization. He continues to serve as a partner to owner H. Wayne Huizenga and becomes Vice Chairman of the Board of Directors in addition to his status as a part-owner of the team. Shula leaves the sidelines with an overall record 347-173-6 in his 33 years as a head coach, including the last 26 years with the Dolphins (1970-95). He won Super Bowl titles with Miami in 1972 and 1973, posting a combined 32-2 record in those two seasons, and his 1972 team went 17-0, the only undefeated season in NFL annals.
- Jan. 11 – Jimmy Johnson signs a four-year contract to become head coach of the Dolphins, becoming the third head coach in club history, joining George Wilson (1966-69) and Don Shula (1970-95). Johnson joins the team with one of the most successful coaching records in football on both the professional and collegiate levels before spending the previous two years as an NFL analyst for FOX Sports. He is the first head coach in football history to win both a Super Bowl title (Dallas, 1992 and 1993) and a national collegiate championship (Univ. of Miami, 1987).
- Jan. 16 – Dolphins owner H. Wayne Huizenga announces that Eddie Jones has been named President and Chief Operating Officer of the team, and Jimmy Johnson has been

- named as the club's General Manager/Head Coach. Jones had spent the last six seasons with the team as the club's Executive Vice President and General Manager.
- Jan. 17 – The Dolphins name Cary Godette (defensive line), Pat Jones (tight ends) and Bill Lewis (defense nickel package) to the coaching staff. Prior to joining the Dolphins, Godette, who replaces Joe Greene, had served as defensive line coach for the Carolina Panthers in 1995, Jones was head coach at Oklahoma State University from 1984-94, and Lewis was head coach at Georgia Tech University from 1992-94.
 - Jan. 19 – Kippy Brown joins the Dolphins coaching staff as running backs coach, replacing Tony Nathan. Brown had served as running backs coach with the Tampa Bay Buccaneers (1995) and N.Y. Jets (1990-92).
 - Jan. 24 – Bob Ackles is named as the Dolphins Director of Football Operations. Ackles joins the team after serving as Director of Football Administration for the Philadelphia Eagles in 1995 and working three years with the Arizona Cardinals as Director of College Scouting (1992-93) and Assistant General Manager (1994).
 - Feb. 16 – The Dolphins name Larry Beightol as assistant head coach/offensive line, replacing Monte Clark. In addition to his coaching the offensive line, Beightol also assumes additional administrative responsibilities involving the entire football staff. Beightol joins the Dolphins after having served as offensive line coach with the Houston Oilers (1995), N.Y. Jets (1990-94), San Diego Chargers (1989), Tampa Bay Buccaneers (1987-88) and Atlanta Falcons (1985-86).
 - March 1 – The Dolphins name Kevin O'Neill as head athletic trainer and Brad Roll as assistant strength and conditioning coach.
 - April 23 – Dan Marino, who broke every significant passing record in NFL history during the 1995 season, signs a three-year contract through the 1998 season to remain as quarterback of the Miami Dolphins.
 - April 26 – The Jimmy Johnson era officially begins as the Dolphins take the field for the first time in mini-camp under the new Dolphins head coach.
 - Aug. 26 – Pro Player, a sports apparel company, enters into a ten-year agreement with Joe Robbie Stadium, home of the Dolphins since 1987, to re-name the stadium Pro Player Park. The deal is worth \$2 million annually over the term of the contract.
 - Sept. 1 – The Dolphins defeat the New England Patriots, 24–10 at Pro Player Park, in Jimmy Johnson's debut as head coach. Of the three head coaches in team history, Johnson is the only one to record a victory in his initial game. Also, rookie running back Karim Abdul-Jabbar rushes for 115 yards and a TD on 26 carries in Miami's victory over the Patriots, the first Dolphin rookie since Sammie Smith on November 5, 1989, against Indianapolis to rush for 100 yards. He also becomes the first player in Dolphins history to rush for 100 yards in his NFL debut.
 - Sept. 10 – Pro Player Park is re-named Pro Player Stadium.
 - Sept. 15 – On his 35th birthday, quarterback Dan Marino throws for 257 yards and three touchdowns as the Dolphins defeat the New York Jets, 36-27, at Pro Player Stadium. One of the scoring passes is a 74-yard strike to rookie fullback Stanley Pritchett, the longest completion to a Dolphins running back in team history. The win marks the third straight year and fourth time in the last five campaigns that Miami has opened the regular season with three consecutive victories.
 - Oct. 27 – Quarterback Dan Marino plays in his 191st regular season game, against Dallas at Pro Player Stadium. In the process, he breaks Bob Kuechenberg's club career record for regular season games played of 190. The game is witnessed by 75,651 fans, the highest attendance figure in Pro Player Stadium history. The previous high was 75,129 for Super Bowl XXIII between San Francisco and Cincinnati on January 22, 1989. The former record for a Dolphins game was 73,080 for a November 20, 1995 contest against San Francisco.
 - Oct. 29 – WQAM Radio (560 AM) signs a five-year contract for broadcast rights to the Dolphins, Florida Marlins and Florida Panthers. Dolphins football will be aired on WQAM beginning in the 1997 season and through the year 2001. The Dolphins' flagship station had been WIOD Radio since the team's inception in 1966.
 - Oct. 31 – At the NFL fall meetings in New Orleans, the league awards the 1999 Super Bowl to the city of Miami. The game will be played at Pro Player Stadium.
 - Nov. 10 – A 36-yard completion to O.J. McDuffie in the second quarter puts quarterback Dan Marino over the 50,000-yard mark for his career, the first quarterback in NFL history to reach that plateau. His eight-yard completion to Fred Barnett in the second quarter is the 4,000th completion of Marino's career, also making him the first quarterback in league history to achieve that feat. These accomplishments occur in a 37-13 victory over Indianapolis at Pro Player Stadium.
 - Nov. 17 – The Dolphins defeat the Houston Oilers, 23-20 at the Astrodome, the 50th career regular season victory for head coach Jimmy Johnson.

- Nov. 25 – At halftime of a 24-17 loss to the Pittsburgh Steelers on Monday Night Football at Pro Player Stadium, former Head Coach Don Shula is inducted into the Dolphin Honor Roll. In that game, running back Karim Abdul-Jabbar rushes for 57 yards on 16 attempts, breaking the club's rookie rushing record of 711 formerly held by Andra Franklin (1981).
- Dec. 16 – On Monday Night Football, the Dolphins record a 16-14 victory over Buffalo at Pro Player Stadium, marking the first time since 1986 that Miami has swept the season series from the Bills. It's also the first time since December 22, 1985, that the Dolphins have defeated Buffalo in the month of December or January, snapping a seven-game losing streak against Buffalo in such games.
- Dec. 22 – In a season-ending 31-28 win at the New York Jets, running back Karim Abdul-Jabbar rushes for 152 yards and a TD on 30 carries. His performance is the fifth-highest single-game total in franchise history, and the second-most by a rookie. It is his fourth 100-yard rushing game of the year, establishing a new club rookie standard, also tying for the second-best mark in team annals. In the process, he also surpasses the 1,000-yard rushing plateau for the season, the sixth Dolphins player to achieve that feat and the first since Delvin Williams in 1978. Abdul-Jabbar's 1,116 rushing yards is the third-best single-season total in team history. He scores on a 17-yard run in the third quarter, his 11th rushing touchdown of the year, tying Ron Davenport's club rookie record, first achieved in 1985.

1997

- Jan. 14 – Miami Dolphins unveil a modified team logo and new uniforms for the 1997 season. The basic logo and team colors remain the same. The sunburst on the logo is more prominently displayed with the elimination of the hashmarks around the sun's perimeters, while the dolphin's features are accentuated by navy highlights. The home and road jerseys added a script "Dolphins" below the collar, and several subtle accents were added to the uniform to highlight and strengthen the team's traditional colors.
- Jan. 25 – Former head coach Don Shula (1970-95), the NFL's all-time winningest coach with 347 victories, is selected for induction into the Pro Football Hall of Fame in Canton, Ohio.
- March 11 – At the NFL spring meetings in Palm Desert, Calif., the NFL Owners approve limited cross ownership, finalizing H. Wayne Huizenga's ownership of the Dolphins.
- March 21 – Eddie Jones signs a two-year contract extension, which runs through 1998, to remain as the team's president and chief operating officer.
- April 17 – Les Koenning, wide receivers coach at Texas A&M the previous three seasons, is named as an offensive assistant.
- April 18 – The Dolphins unveil the first "official" mascot in team history during a press conference at the team's training facility. He makes his public debut on April 19 at the team's Draft Day party at Pro Player Stadium.
- June 3 – Doug Blevins is named as the team's kicking coach.
- June 4 – "T.D." is picked as the name of the Dolphins official team mascot, it is announced at the team's annual Awards Banquet. Sarah Fernandez and her two sons, Nelson and Vincent, win the "Name the Mascot" contest, and receive two tickets to Super Bowl XXXII in San Diego.
- June 13 – Dan Marino signs a one-year contract extension through the 1999 season.
- July 26 – Don Shula becomes the sixth former Dolphin to be enshrined into the Pro Football Hall of Fame in Canton, Ohio. He is inducted along with Mike Haynes, Wellington Mara and Mike Webster.
- Aug. 4 – The Dolphins travel to Mexico City and earn a 38-19 preseason win over the Denver Broncos before a crowd of 104,629 fans at Estadio Guillermo Canedo. The attendance is the most to ever witness a Dolphins game, surpassing the previous high of 103,667 that saw Miami's 27-17 loss to the Washington Redskins in Super Bowl XVII on January 30, 1983, in the Rose Bowl. The game marks the fourth time overall that the Dolphins have travelled abroad to play a preseason contest and the win improves Miami's record to 4-0 in games played on foreign soil. Miami's previous American Bowl games had been in London (1988), Tokyo (1991) and Berlin (1992). The Dolphins became the first NFL team to win four American Bowl contests, and they also became the first team to win an American Bowl matchup in each of the three continents in which the games have been played.
- Aug. 31 – The Dolphins defeat the Indianapolis Colts, 16-10, at Pro Player Stadium in their 1997 season-opener. It's the Dolphins' first-ever regular season game in the month of August. It also marks their sixth consecutive opening-day victory.
- Oct. 5 – The Dolphins defeat the Kansas City Chiefs, 17-14, at Pro Player Stadium, marking the 300th victory in franchise history, including playoffs. The Dolphins become the second team from the old AFL to reach the 300-win plateau. The Oakland Raiders were the first.

- Oct. 27 – After the Dolphins built a 33-18 fourth-quarter lead, the Chicago Bears storm back for 18 unanswered points, including a Jeff Jaeger 35-yard field goal with 5:35 remaining in overtime, to come away with a 36-33 victory on a Monday night at Pro Player Stadium. It equaled the fourth-largest comeback win ever against Miami. The game originally was scheduled to be played on Sunday, October 26, but was pushed back due to Game 7 of the Marlins-Indians World Series.
- Nov. 17 – At halftime of a 30-13 win over the the Buffalo Bills on Monday Night Football at Pro Player Stadium, the Dolphins honor the 25th anniversary of the 1972 Dolphins team, holders of the only perfect season in NFL history and winners of Super Bowl VII.
- Nov. 23 – RB Karim Abdul-Jabbar scores three rushing touchdowns in a 27-24 loss to the Patriots in Foxboro. His third touchdown of the game comes on a one-yard run in the fourth quarter. It is his 13th rushing TD of the year, a new Dolphins record. His 12 rushing scores had been tied with Mercury Morris, Don Nottingham and Larry Csonka.
- Nov. 30 – The Dolphins record a 33-15 victory over the Raiders at the Oakland-Alameda County Coliseum. It's the first-ever win by Miami against the Raiders in Oakland after Miami had dropped each of their previous eight meetings there.
- Dec. 14 – The Dolphins are shut out, 41-0, by the Indianapolis Colts in the RCA Dome. The shutout snaps a streak of 162 consecutive games - the second longest active streak in the NFL at the time - in which the Dolphins had scored. The last time Miami had been held scoreless was on November 29, 1987, in a 27-0 loss at the Buffalo Bills.
- Dec. 22 – In the season finale against New England at Pro Player Stadium, left tackle Richmond Webb starts his 110th consecutive regular season game, a new Dolphins record. His 109 straight starts were tied with Jim Langer. The Patriots win the game, 14-12, giving New England the AFC East title. A win by the Dolphins would have made them AFC East champions, but instead they enter the playoffs as a Wild Card team where they must go on the road to face the Patriots the following week.
- Dec. 28 – The Dolphins drop a 17-3 decision to the New England Patriots in Foxboro in an AFC First-Round Playoff game, Miami's first postseason appearance under Head Coach Jimmy Johnson.

1998

- Jan. 24 – Former Dolphins center Dwight Stephenson (1980-87) is among a group of five who are elected into the Pro Football Hall of Fame.
- Feb. 11 – Dolphins Head Coach Jimmy Johnson announces the following changes to the team's coaching staff: Kippy Brown, the Dolphins' running backs coach for the last two years, is named as offensive coordinator, replacing Gary Stevens; Larry Seiple, formerly the club's wide receiver coach, handles the quarterbacks; Joel Collier, a defensive assistant since 1994, coaches the running backs; Robert Ford, tight ends coach with the Dallas Cowboys since 1991, takes over as Miami's wide receivers coach; and Randy Shannon, an assistant at the University of Miami (Fla.), serves as a defensive assistant on the staff.
- March 23 – Jimmy Johnson signs a one-year contract extension to remain the Dolphins General Manager and Head Coach through the year 2000. Johnson originally signed a four-year contract with the club on January 21, 1996.
- Aug. 1 – Center Dwight Stephenson becomes the seventh former Dolphin to be enshrined into the Pro Football Hall of Fame in Canton, Ohio. He is inducted along with Anthony Munoz, Mike Singletary, Tommy McDonald and Paul Krause.
- Sept. 6 – The Dolphins defeat the Indianapolis Colts, 24-15, at the RCA Dome, marking Miami's seventh straight opening day victory.
- Sept. 20 – The Dolphins shut out the Pittsburgh Steelers, 21-0, at Pro Player Stadium. It marks Miami's first shutout under Head Coach Jimmy Johnson and their first since November 8, 1992, when they defeated the Colts, 28-0, at the RCA Dome.
- Nov. 29 – In a 30-10 victory over the New Orleans Saints at Pro Player Stadium, quarterback Dan Marino throws three touchdown passes, all to O.J. McDuffie. The second one, a seven-yard strike in the fourth quarter, the 400th TD pass of Marino's career, the first quarterback in NFL history ever to reach that plateau.
- Dec. 21 – The Dolphins record a 31-21 victory over the Denver Broncos at Pro Player Stadium in front of an ABC Monday Night Football audience. The win is Miami's 34th on Monday night, as they surpass Oakland as the winningest team in MNF history.
- Dec. 27 – In a season-ending 38-16 loss to the Falcons in Atlanta, wide receiver O.J. McDuffie catches five passes for 82 yards. His second reception of the afternoon, a 28-yard catch in the second quarter, is his 87th of the season, surpassing Mark Clayton (86 in 1988) as the Dolphins' single-season reception leader. McDuffie finishes the year with an NFL-high 90 receptions, the first Dolphin ever to lead the league in this category.

1999

- Jan. 2 – The Dolphins defeat the Buffalo Bills, 24-17, in an AFC First-Round Playoff game at Pro Player Stadium. It represents Miami's first-ever playoff win under Head Coach Jimmy Johnson, and their first since December 31, 1994, when they posted a 27-17 victory over the Kansas City Chiefs in a First-Round contest at Pro Player Stadium.
- Jan. 14 – Dave Wannstedt, head coach with the Chicago Bears from 1993-98, is named the Dolphins' assistant head coach.
- Jan. 21 – Paul Boudreau is named offensive line coach, replacing Larry Beightol.
- March 2 – Eddie Jones signs a three-contract to remain as the team's President and Chief Operating Officer.
- June 15 – Dan Marino signs a two-year contract extension through 2001.
- Sept. 13 – The Dolphins defeat the two-time defending Super Bowl champion Denver Broncos, 38-21, in a season-opening Monday night game at Mile High Stadium. The win was the 300th during the regular season in Dolphins history.
- Oct. 10 – The Dolphins set a franchise record by posting 25 fourth-quarter points, and in the process erase a pair of nine-point deficits to earn a 34-31 triumph over the Colts at the RCA Dome. Quarterback Dan Marino throws a pair of touchdowns in the final period, including a two-yard strike to Oronde Gadsden with 27 seconds to play, lifting Miami to victory. It marks the 35th time in Marino's career that he has led the Dolphins back from a fourth-quarter deficit for a win.
- Oct. 17 – Dan Marino completes an eight-yard pass to Tony Martin in the first quarter against the New England Patriots at Foxboro Stadium. The completion, the first and only one of the game for Marino, puts him over the 60,000-yard passing plateau for his career, the only quarterback in NFL history to attain that mark. Marino leaves the game following the next series with a shoulder injury, forcing him to miss the next five contests. Damon Huard relieves Marino with the Dolphins trailing 7-0. After his first attempt in picked off and returned for a touchdown by Ty Law, Huard goes on to complete 24 of 42 passes for 240 yards with two touchdowns in leading the Dolphins to a 31-30 victory. The game-winning points occur on a five-yard TD pass to Stanley Pritchett with 23 seconds remaining in the game. The Dolphins become the first team in NFL history to win back-to-back road games when trailing by seven or more points after the third quarter.
- Oct. 24 – Against Philadelphia on October 24 at Pro Player Stadium, Dan Marino sits out the first of five straight games with a shoulder injury. The Eagles games snaps a string of 46 straight games in which Marino had started, the third-longest current streak among NFL signal callers at the time. Prior to this game, the last time Marino missed a game was on October 20, 1996, also against the Eagles, at Veterans Stadium.
- Dec. 5 – Former wide receiver Nat Moore becomes the 12th member of the Dolphin Honor Roll during halftime ceremonies against the Indianapolis Colts at Pro Player Stadium.
- Dec. 12 – Kicker Olindo Mare accounts for two field goals against the Jets at Giants Stadium. His first field goal of the game, a 24-yarder, was his 32nd of the season, breaking Pete Stoyanovich's club single-season records of 31, which Stoyanovich had set in 1991.
- Dec. 21 – Cornerback Sam Madison, kicker Olindo Mare and linebacker Zach Thomas are named to the AFC Pro Bowl squad, the first selection for all three. Madison becomes the first cornerback in team history to be voted to the Pro Bowl squad.
- Dec. 27 – Kicker Olindo Mare boots a 37-yard field goal against the Jets in a Monday night game at Pro Player Stadium. The field goal was his 38th of the season, as he became the NFL's single-season field goal leader, surpassing John Kasay, who had amassed 37 field goals with Carolina in 1996.

2000

- Jan. 2 – In a 21-10 loss to the Washington Redskins at FedEx Field, Olindo Mare kicks a 39-yard field goal, his 39th and final of the 1999 season, extending his NFL record of most field goal made in a single season.
- Jan. 9 – The Dolphins defeat the Seattle Seahawks, 20-17, in an AFC First-Round Playoff game at the Kingdome, the final football game at the stadium. The win is Miami's first road playoff victory since they defeated the Pittsburgh Steelers in the 1972 AFC Championship Game at Three Rivers Stadium. Quarterback Dan Marino completes 17 of 30 passes for 196 yards with one touchdown and no interceptions in the victory, in which he guided a late drive that led to the game-winning touchdown with 4:48 remaining.
- Jan. 15 – The Dolphins drop a 62-7 decision to the Jacksonville Jaguars in an AFC Divisional Playoff game at ALLTEL Stadium. The contest would be the final one in the playing career of quarterback Dan Marino and coaching career of Jimmy Johnson.

- Jan. 16 – Jimmy Johnson, the Dolphins' General Manager/Head Coach since 1996, retires. Dave Wannstedt, the team's Assistant Head Coach in 1999, is named Head Coach.
- Jan. 24 – Jim Bates is named defensive coordinator, replacing George Hill. Clarence Brooks is named defensive line coach, replacing Cary Godette.
- Feb. 1 – Chan Gailey, the Head Coach with the Dallas Cowboys from 1998-99, is named offensive coordinator, replacing Kippy Brown. Randy Shannon, a defensive assistant with the Dolphins from 1998-99, is promoted to linebackers coach.
- Feb. 7 – Mike Shula, the offensive coordinator with the Tampa Bay Buccaneers from 1996-99, re-joins the Dolphins as quarterbacks coach, replacing Larry Seiple. Shula previously had served as an assistant on Miami's coaching staff from 1991-92. Judd Garrett is named as an offensive assistant, and Robert Nunn is named as a defensive assistant.
- Feb. 10 – Quarterback Dan Marino, the Dolphins' first-round draft choice in 1983 and the NFL's all-time leading passer, voids the final two years of his contract, thus becoming a free agent.
- Mar. 7 – The Dolphins sign 12-year veteran running back Thurman Thomas to a three-year contract as a free agent. Thomas, who played with Buffalo for each of the first 12 years of his career and was a member of four Bills Super Bowl teams, is the all-time leading rusher against the Dolphins.
- Mar. 13 – Dan Marino announces his retirement from professional football.
- Apr. 14 – The Dolphins unveil Dan Marino's permanent encased locker at the team's Nova Southeastern University training facility, the first of its kind in club history.
- Apr. 28 – The Dave Wannstedt era officially begins as the Dolphins take the field for the first time in minicamp under the new Dolphins head coach.
- May 3 – The Dolphins name Rick Spielman as Vice President-Player Personnel. Spielman had served as Director of Pro Personnel with the Chicago Bears since 1997.
- June 12 – Huizenga Holdings, Inc., the private company that represents many of the non-publicly traded business interests of the Huizenga family, announces that it retained the investment banking firm of Morgan Stanley Dean Whittier to explore strategic alternatives regarding the financial structure of the Miami Dolphins and Pro Player Stadium. Alternatives include the potential of additional investors in the team and the stadium, as well as naming rights for the stadium.
- Aug. 21 – The portion of N.W. 199 Street in front of Pro Player Stadium is re-named "Dan Marino Boulevard". The new address for the Dolphins' home becomes 2269 Dan Marino Boulevard.
- Aug. 23 – More than 50,000 fans show up at Pro Player Stadium for the public tribute to Dan Marino. The night's festivities include appearances by the five other members of the famed quarterback "Class of '83" – John Elway, Jim Kelly, Todd Blackledge, Tony Eason and Ken O'Brien – as well as former Dolphins Head Coach Don Shula and former Steelers quarterback Terry Bradshaw. The band "Hootie and the Blowfish" provide the musical entertainment, while the four-hour event concludes with a gala fireworks display.
- Sept. 3 – Jay Fiedler opens at quarterback in the Dolphins' season-opener against Seattle at Pro Player Stadium. Fiedler is the first quarterback to start on opening day for the Dolphins other than Dan Marino since 1983. Fiedler completes 15 of 24 passes for 134 yards with one touchdown and no interceptions in the Dolphins' 23-0 win, the third shutout victory on opening day in franchise history and the first since 1983.
- Sept. 17 – The Dolphins defeat the eventual Super Bowl champion Baltimore Ravens, 19-6, in a game that was played through a steady rain at Pro Player Stadium. At halftime of the game, former quarterback Dan Marino has his jersey No. 13 retired, the second Dolphin ever to receive that honor. He also becomes the 13th member of the Dolphin Honor Roll.
- Oct. 8 – For the first time since September 21, 1997 at Tampa Bay, the Dolphins wear their white jerseys with white pants in a 22-13 victory over Buffalo at Pro Player Stadium.
- Oct. 23 – On a Monday night at the Meadowlands, the Dolphins hold a commanding 30-7 fourth-quarter lead over the New York Jets. The Jets, however, post 30 of the 37 points scored in the fourth quarter to send the game into overtime, where John Hall ended the four hour, ten minute epic with a 40-yard field goal, 6:47 into the extra period. It was the largest comeback win ever against the Dolphins, while it also marked the longest game in the 31-year history of ABC Monday Night Football.
- Dec. 10 – In a 16-13 loss to Tampa Bay at Pro Player Stadium, running back Lamar Smith rushes for 79 yards and surpasses the 1,000-yard rushing plateau for the season. Smith becomes the first Dolphin to accomplish the feat since Karim Abdul-Jabbar in 1996 and the fifth player overall to do it.
- Dec. 24 – The Dolphins earn a 27-24 victory over the Patriots on Christmas Eve at Foxboro Stadium to claim the 16th AFC East title in club history and the first since 1994. Thirty-

five minutes following the apparent conclusion of the game, both teams were summoned back onto the field after it was determined that three seconds still remained with the Patriots having the ball at their own 40. Michael Bishop's final pass attempt of the game fell incomplete at about the Dolphins' 25.

- Dec. 30 – The Dolphins erase a 14-0 third-quarter deficit by scoring 23 of the next 26 points en route to a 23-17 overtime win against the Colts in an AFC First-Round Playoff game at Pro Player Stadium. It marks the second-largest comeback win in Dolphins postseason annals. The winning points are scored on a 17-yard run by running back Lamar Smith with 3:34 to play in the first overtime. It caps a day in which Smith set an NFL playoff record with 40 rushing attempts. His 209 rushing yards is the second-highest figure in NFL playoff history and the most-ever by a Dolphin (regular season or postseason) at the time.

2001

- Jan. 6 – The Raiders defeat the Dolphins, 27-0, in a Divisional Playoff game in Oakland. It is the first time that Miami has been shutout in 38 postseason contests.
- Jan. 15 – Keith Armstrong is named special teams coach, replacing Mike Westhoff, and Tony Wise is hired as offensive line coach, replacing Paul Boudreau.
- Jan. 27 – Former linebacker Nick Buoniconti, who anchored Miami's "No-Name" defense, leading the Dolphins to two straight Super Bowl victories, becomes the eighth former Dolphin to be elected into the Pro Football Hall of Fame, and the first defensive player.
- Feb. 2 – Head Coach Dave Wannstedt signs a one-year contract extension through the 2003 season.
- Mar. 1 – Bob Sanders is named linebackers coach, replacing Randy Shannon, who became the defensive coordinator at the University of Miami.
- Apr. 30 – Offensive tackle Richmond Webb, the Dolphins first-round draft choice in 1990 and a seven-time Pro Bowl selection, officially ends his tenure with the Dolphins when he signs a three-year contract with the Cincinnati Bengals as an unrestricted free agent.
- May 9 – Vice President of Player Personnel Rick Spielman signs a one-year contract extension through the 2003 season. In addition, Ron Labadie is promoted to Director of College Scouting, after serving as the Dolphins' midwest scout since 1990. Tom Braatz, the team's Director of College Scouting since 1992, is named as a scout, and John Crea is named as the Dolphins' midwest area scout.
- June 4 – George Paton is named Director of Pro Personnel, replacing Tom Heckert, Jr., who was named Director of Player Personnel with the Philadelphia Eagles.
- Aug. 4 – Former linebacker Nick Buoniconti is inducted into the Pro Football Hall of Fame, the eighth Dolphin and first defensive player to earn that honor.
- Sept. 9 – The Dolphins record their tenth consecutive opening day victory with a 31-23 decision over the Tennessee Titans in Miami's first-ever visit to Nashville's Adelphia Coliseum. Among the Dolphins' four touchdowns on the night was a Zach Thomas 34-yard interception return for a touchdown, the fourth of his career, setting a new club all-time record.
- Sept. 13 – In the wake of the September 11 terrorist attacks, the NFL announces that it will cancel games for the weekend of September 16-17. The Dolphins game against the Buffalo Bills at Pro Player Stadium is re-scheduled for Sunday, January 6.
- Dec. 10 – The Dolphins earn a resounding 41-6 victory over the Indianapolis Colts on a Monday night at Pro Player Stadium, the last game that these two teams would play as AFC East opponents, prior to realignment in 2002. For the Dolphins, it was their 36th victory on Monday Night Football, as they surpassed San Francisco as the winningest team in MNF history.
- Dec. 16 – The Dolphins are handed a 21-0 shutout by the San Francisco 49ers at 3Com Park. Coupled with their 24-0 loss to the Jets at Pro Player Stadium on November 18, it marks just the third time in franchise history and the first time since 1970 that the Dolphins suffer two shutout losses in the same season.
- Dec. 22 – Playing their third game in 13 days, the Dolphins drop a 20-13 decision to the New England Patriots, in the last regular season game ever played at Foxboro Stadium.
- Dec. 30 – With a 21-14 win over Atlanta at Pro Player Stadium, the Dolphins clinch their fifth playoff appearance in a row, as they become the only NFL team to reach the postseason in each of the last five years, a span ranging from 1997-01.

2002

- Jan. 6 – In a game that was originally scheduled to be played on September 16, but cancelled because of terrorist attacks, the Dolphins clinch a home First-Round Playoff game with a 34-7 season ending win over Buffalo, just the fourth time in team history that the Dolphins have played a regular season game in the month of January. On the game's

- final play, Brock Marion picks off a Travis Brown pass and races 100 yards for a touchdown, as the Dolphins establish a club single-season record for interception returns for touchdowns (five) and defensive touchdowns (six).
- Jan. 28 – Bryan Wiedmeier is promoted to Executive Vice President and Chief Operating Officer and Rick Spielman is promoted to Senior Vice President – Football Operations/Player Personnel.
 - Feb. 5 – The Dolphins name Norv Turner as their Assistant Head Coach/Offensive Coordinator, taking over from Chan Gailey, who had been named Head Coach at Georgia Tech. In addition to serving as Head Coach with the Washington Redskins from 1994-00, Turner also was the offensive coordinator with both Dallas (1991-93) and San Diego (2001).
 - Feb. 13 – Head Coach Dave Wannstedt signs a one-year contract extension through the 2004 season.
 - March 8 – The Dolphins acquire former Heisman Trophy winning running back Ricky Williams from the New Orleans Saints in exchange for a 2002 first-round draft choice and a conditional third-round pick in 2003. In addition, the teams swapped positions in the fourth round of the '02 draft.
 - March 14 – The Dolphins and WQAM Radio sign a new two-year contract for the station to continue to serve as the team's flagship through 2003.
 - March 26 – Howard David is named as the Dolphins' new play-by-play announcer. He joins Jim Mandich, who will continue to serve as the color analyst on the team's radio broadcasts on WQAM.
 - June 5 – At the team's annual Kickoff Banquet, President Eddie Jones announces that former running back Larry Csonka will have his uniform jersey No. 39 retired during halftime ceremonies of the Dolphins' December 9 game against Chicago at Pro Player Stadium. Csonka will become the third player to receive this honor, joining QB Bob Griese (No. 12 on May 6, 1982) and QB Dan Marino (No. 13 on September 17, 2000).
 - Sept. 8 – The Dolphins record their 11th consecutive opening day victory with a 49-21 decision over the Detroit Lions at Pro Player Stadium. Making his Dolphins debut, RB Ricky Williams rushes for 111 yards and two touchdowns on 20 carries, the fifth-highest rushing total by a player in his initial appearance as a Dolphin.
 - Sept. 22 – The Dolphins snap an eight-game losing streak to the Jets with a convincing 30-3 win at Pro Player Stadium. The victory also marks the Dolphins' 17th straight at home during the regular season in the months of August/September. Ricky Williams rushes for 151 yards and a touchdown on 24 attempts, becoming the first player in team history to amass three straight 100-yard rushing games. Coupled with his 132-yard effort the previous week at Indianapolis, his two-game rushing total of 283 yards sets a new Dolphins record, surpassing the old mark of 273, which had been held by Bernie Parmalee since 1994. Williams will go on to break this two-game record three subsequent times during the course of the season.
 - Oct. 13 – In their first of four prime-time appearances of the year, the Dolphins register a 24-22 win over the Denver Broncos in their first-ever visit to INVESCO Field at Mile High. Jason Elam's 55-yard field goal with 45 seconds to play gives Denver a 22-21 lead. Olindo Mare counters with a 53-yarder with six seconds remaining to lift the Dolphins to the victory. It marks the first time in NFL history that a kicker from each team has accounted for a field goal of 50 yards or longer with less than a minute to play in a game. Although he finished the game, quarterback Jay Fiedler sustains a fractured right thumb and misses the Dolphins' next five games and his next six starts. Wide receiver Oronde Gadsden, the team's leading receiver each of the previous two seasons (2000-01), suffers a wrist injury which sidelines him for the remainder of the year.
 - Nov. 24 – Ricky Williams establishes a new club single-season standard with his sixth 100-yard rushing game of the season with a 143-yard, two-touchdown effort in a 30-3 victory over San Diego at Pro Player Stadium. He breaks the old mark of five, which was first set by Delvin Williams in 1978.
 - Dec. 1 – In a 38-21 loss to the Bills in Buffalo, Ricky Williams further etches his name into the Dolphins' record book when he rushes for 228 yards and two touchdowns on 27 carries. This single-game total surpasses the previous record of 209 yards, set by Lamar Smith in a 2000 First-Round Playoff victory over Indianapolis. In the process, Williams also surpasses Delvin Williams' club single-season record of 1,258 yards, achieved in 1978. In addition, with Williams overtaking the 1,200-yard rushing mark, the conditional third-round draft choice in 2003 that the Dolphins sent to the Saints in the trade for Williams on March 8, now becomes a second-round pick.
 - Dec. 9 – In a 27-9 victory over the Chicago Bears in a Monday night game at Pro Player Stadium, Ricky Williams becomes just the third player (fourth time) in NFL history to amass back-to-back 200-yard rushing games, as he runs for 216 yards and two touchdowns on 31 carries. He joins Hall of Famers O.J. Simpson (1973, 1976) and Earl Campbell (1980) as the only players to achieve this feat. His two-game rushing

total of 444 yards is the fourth-most in NFL annals, while his 587 yards over the three-game span is third-most in league history. In the process, he breaks his own club record with his fourth consecutive 100-yard rushing performance. It also represents his fourth straight game with a pair of rushing scores. His total for the game gives him 1,500 yards for the season, as the second-round draft choice that the Saints get from the Dolphins as part of the trade now becomes a first-rounder in '03. At halftime of the game, former FB Larry Csonka has his jersey No. 39 retired, just the third Dolphin ever to receive that honor, joining quarterbacks Bob Griese (No. 12) and Dan Marino (No. 13). The rest of the 1972 "Perfect Team" is honored during the halftime festivities as well, as part of the 30th anniversary celebration of the 17-0 club that captured the franchise's first Super Bowl title.

- Dec. 15 – The Dolphins defeat the eventual AFC champion Oakland Raiders, 23-17, at Pro Player Stadium, as Ricky Williams extends his club-record streak of consecutive 100-yard rushing games to five with 101 yards on 27 attempts. Defensive end Jason Taylor leads the defensive charge with three sacks as he sets a Dolphins record with a sack in seven straight games.
- Dec. 21 – The Dolphins fall to the Vikings, 20-17, at the Hubert H. Humphrey Metrodome on a Saturday afternoon. A win would have secured the AFC East title for the Dolphins over the weekend as New England is defeated by the Jets on Sunday. Jason Taylor is credited with 1.5 sacks as he ties Bill Stanfill's club single-season record for sacks with 18.5. He also extends his streak of consecutive games with a sack to eight. That streak will come to an end in the season finale the following week as he is shut out by the Patriots. Taylor's sack total leads the NFL in 2002, as he becomes the first Dolphin ever to achieve that feat.
- Dec. 29 – The Dolphins drop a 27-24 overtime decision to the Patriots in their first-ever visit to Gillette Stadium. The Patriots produce 11 points over the final 2:46 to send the game into overtime, where Adam Vinatieri's 35-yard field 2:03 into the extra period gives New England the victory. A win by the Dolphins would have given them the AFC East title. A win by the Jets over the Green Bay Packers later in the day makes the Jets the 2002 AFC East champions, thus eliminating the Dolphins from the playoffs for the first time since 1996. Ricky Williams rushes for 185 yards and two touchdowns on 31 attempts. His second score of the game occurs on a 14-yard run in the second quarter, his 16th rushing touchdown of the season as he establishes a new Dolphins single-season record for rushing touchdowns, surpassing the previous mark of 15 by Karim Abdul-Jabbar in 1997. Williams also finishes the year as the team's single-season leader for rushing yards (1,853), attempts (383), 100-yard rushing games (10) and total yards from scrimmage (2,216). His rushing total also leads the NFL, as he becomes the first Dolphin ever to earn that distinction.

2003

- Feb. 2 – Ricky Williams rushes for 56 yards and two touchdowns on 11 attempts, catches three passes for 18 yards while also forcing a fumble on special teams in the AFC's 45-20 victory over the NFC in the Pro Bowl in Honolulu. For his efforts, Williams is named the game's MVP, just the second Dolphin ever to win that honor, joining kicker Garo Yepremian who came away with the award in the 1974 game.
- Feb. 13 – The Dolphins name Glenn Pires as assistant defensive line coach, replacing Robert Nunn, who left to become defensive line coach with the Washington Redskins. Pires had spent the previous two seasons as linebackers coach with the Detroit Lions.
- March 28 – The Dolphins sign linebacker Zach Thomas to a five-year contract extension through the 2008 season.
- April 16 – The Dolphins acquire perennial All-Pro linebacker Junior Seau from the San Diego Chargers in exchange for a conditional 2004 draft choice.
- May 2 – Tom Braatz, a veteran of 38 seasons as an NFL front office executive, announces his retirement. Braatz had joined the Dolphins in 1992 as Director of College Scouting and spent his final two years with the club as a college scout. Chris Grier, the team's southeast college scout the past three years, is promoted to national scout.
- May 4 – Former Dolphin David Woodley (1980-83), an eighth-round draft choice in 1980 who started at quarterback for the Dolphins in Super Bowl XVII against Washington, passes away in his hometown of Shreveport, La.
- May 9 – Quarterbacks Coach Mike Shula, who played quarterback at the University of Alabama from 1983-86, is introduced as the school's head coach.
- June 9 – The Dolphins sign former Denver Broncos quarterback Brian Griese to a two-year contract. Griese is the son of former Dolphins quarterback, Bob, who played with the team from 1967-80 and led Miami to three Super Bowl appearances and two World Championships.
- June 28 – At a press conference, it is announced that former wide receivers Mark Duper and Mark Clayton, popularly known as the "Marks Brothers", will be inducted into the

Dolphin Honor Roll at halftime of a December 15 game against the Philadelphia Eagles at Pro Player Stadium.

- Oct. 27 – The Dolphins record a 26-10 victory over the San Diego Chargers in a Monday night game at Sun Devil Stadium in Tempe, Arizona. The game originally was scheduled to be played at Qualcomm Stadium in San Diego, but was moved because of wildfires that devastated Southern California. After arriving in San Diego Sunday evening, the Dolphins boarded a flight to Phoenix the morning of the game, at approximately 11:00 a.m. (PT).
- Nov. 23 – In a Sunday night game against Washington at Pro Player Stadium, the Dolphins don orange jerseys in a 24-23 win over the Redskins. It is the first time in franchise history that the Dolphins have worn a jersey color other than white or aqua.
- Nov. 27 – The Dolphins improve their Thanksgiving Day record to 4-1 with a 40-21 victory over the Dallas Cowboys at Texas Stadium. The Dolphins wear their "throwback" jerseys, commemorating the 30th anniversary of the 1973 team that captured the club's second straight Super Bowl title.
- Dec. 15 – At halftime of a 34-27 loss to Philadelphia at Pro Player Stadium, former wide receivers Mark Duper and Mark Clayton become the 14th and 15th members of the Dolphin Honor Roll.
- Dec. 21 – In a 20-3 win over the Buffalo Bills at Ralph Wilson Stadium, DE Jason Taylor registers three sacks, and in the process becomes the Dolphins' all-time sack leader, surpassing Bill Stanfill, whose mark of 67.5 had stood since 1976.
- Dec. 29 – Owner H. Wayne Huizenga announces that the Dolphins will restructure their football operations for the 2004 season, including the search for a General Manager who will be responsible for all personnel matters on both the professional and college levels, as well as the makeup of the Dolphins roster. Head Coach Dave Wannstedt is given a two-year contract extension through the 2006 season.

2004

- Jan. 12 – Rick Spielman is promoted to General Manager and Dan Marino is named Senior Vice President/Football Operations.
- Jan. 26 – Joel Collier is promoted to offensive coordinator from running backs coach. He takes over the spot which became vacant when Norv Turner was named Head Coach with the Oakland Raiders. Marc Trestman, who had been with the Raiders each of the previous three seasons, including the last two as offensive coordinator, is named assistant head coach/quarterbacks. Miami native Jerry Sullivan is appointed wide receivers coach after spending each of the previous three seasons with the Arizona Cardinals, including 2003 as the team's offensive coordinator.
- Feb. 2 – Bernie Parmalee is promoted to running backs coach from assistant special teams/offensive assistant, while Chris Foerster is named tight ends coach after handling that same position with the Indianapolis Colts each of the previous two seasons.
- Feb. 3 – Dan Marino resigns as Senior Vice President/Football Operations, saying, "I knew it would involve a significant lifestyle change but after further reflection, it became clear that those adjustments were ones that my family and I are not prepared to make at this time. As a result, I have decided that it would not be in the best interests of either my family or the Miami Dolphins to assume the role as the team's Senior Vice President of Football Operations."
- May 10 – Head Coach Dave Wannstedt announces several adjustments to the coaching staff for the 2004 season. Chris Foerster, who was hired earlier in the offseason to coach the team's tight ends, was named offensive coordinator. Joel Collier will return to coaching the running backs, a position that he had held since 1998. Bernie Parmalee, who had been named running backs coach in the offseason following two years as an offensive assistant, will tutor the Dolphins' tight ends. These changes were necessitated because of health-related reasons on the part of Collier.
- July 25 – Running back Ricky Williams informs the Miami Herald of his intention of retiring from professional football.
- July 30 – On the day the Dolphins report for the 39th training camp in franchise history, the club places Ricky Williams on its Reserve/Did Not Report list.
- Sept. 9 – Because of the threat of Hurricane Ivan, the Dolphins regular season opener against Tennessee is moved up one day, from September 12 to September 11, at Pro Player Stadium.
- Sept. 26 – Kickoff for the Dolphins-Steelers game at Pro Player Stadium is moved from 1:00 p.m. to 8:30 p.m., one day after South Florida feels the effects of Hurricane Jeanne.
- Oct. 10 – Kicker Olindo Mare aggravates a calf injury during pre-game warm-ups prior to a game against New England at Gillette Stadium. It thrusts return man Wes Welker into

kicking duties. Not only did Welker perform his usual punt and kickoff return chores, but he also converted both a 29-yard field goal attempt and a PAT, and kicked off as well, becoming the first player in NFL history to do all five in the same game. Although the Dolphins lost, 24-10, Welker was named AFC Special Teams Player of the Week.

- Nov. 9 – Dave Wannstedt steps aside as head coach. Defensive coordinator Jim Bates takes over on an interim basis.
- Nov. 21 – In Jim Bates' first game as head coach, the Dolphins suffer a 24-17 loss at Seattle, dropping their record to 1-9, clinching the franchise's first losing season since 1988.
- Nov. 28 – After spending the entire week in San Francisco preparing for their game against the 49ers, the Dolphins give Jim Bates his first win as an NFL head coach by virtue of their 24-17 victory at Monster Park.
- Dec. 25 – In Orlando, Fla., LSU Head Coach Nick Saban announces that he will accept an offer to become the sixth head coach in Dolphins history.
- Dec. 27 – Nick Saban signs a five-year contract to become head coach of the Dolphins.

2005

- Jan. 10 – Owner H. Wayne Huizenga announces major organizational and stadium changes through the creation of an innovative sports and entertainment company, Dolphins Enterprises, LLC. This company now will serve as an umbrella for all of the Huizenga sports and entertainment entities. In addition, Pro Player Stadium is re-named Dolphins Stadium. Improvements to the stadium include a remodeled club level and luxury suites, improved traffic flow, additional parking and state-of-art scoreboards.
- Jan. 10 – Derek Dooley, Will Muschamp and Bobby Williams, all of whom were on Nick Saban's staff at LSU in 2004, are named as assistants on the Dolphins' staff. Scott O'Brien, the special teams coach with Carolina the past six seasons, is named Coordinator of Football Operations. Jim Bates informs Nick Saban that he will not be returning to the Dolphins' coaching staff in 2005.
- Jan. 12 – Head Coach Nick Saban announces that secondary coach Mel Phillips and special teams coach Keith Armstrong will be retained on the coaching staff for 2005.
- Jan. 13 – Former Dallas Cowboys and NFL executive Joe Bailey is named Chief Executive Officer of Dolphins Enterprises, LLC.
- Jan. 19 – Former Minnesota Vikings offensive coordinator Scott Linehan is named to the same post with the Dolphins. George Edwards, Travis Jones and Dan Quinn all are named assistants on the defensive side of the ball.
- Jan. 25 – Charlie Baggett is named wide receivers coach and Hudson Houck is named offensive line coach. Baggett had held the same position with the Minnesota Vikings for the previous five seasons, while Houck had tutored the offensive line of the San Diego Chargers since 2002.
- Feb. 2 – Jason Garrett, who concluded his 12-year career as a player by spending the final six games of 2004 with the Dolphins, is named the team's quarterbacks coach.
- Feb. 5 – In his first year of eligibility, former quarterback Dan Marino is one of four elected into the Pro Football Hall of Fame, becoming the ninth former Dolphin to earn this honor.
- Feb. 14 – Tim Davis is named assistant offensive line coach and Bert Hill is named associate strength coach.
- March 1 – Richard Smith is named defensive coordinator. Smith had been the assistant head coach/linebackers with the Detroit Lions for the past two seasons. In addition, Dolphins Head Coach Nick Saban announces the assignments of several coaches who had previously been hired to the staff; Derek Dooley-tight ends, George Edwards-linebackers, Travis Jones-assistant defensive line, Will Muschamp-assistant head coach/defense, Dan Quinn-defensive line, Bobby Williams-running backs. Among his responsibilities, Muschamp will work with the team's safeties and the nickel package.
- March 15 – The Dolphins enter into a multi-year partnership with 790 The Ticket, in which the station will serve as the team's flagship through at least the 2006 season.
- June 3 – General Manager Rick Spielman announces that he is leaving the organization.
- June 6 – The Dolphins announce the hiring of Randy Mueller as general manager.
- June 8 – The Dolphins waive/fail physical DT Tim Bowens, the team's first-round draft choice in 1994, paving the way for him to retire as a Dolphin. Bowens had been the last tie to the Don Shula-era. At the team's annual Awards Banquet, it is announced that the Leadership Award is renamed the "Don Shula Leadership Award." In addition, former team President Eddie Jones is named the first winner of the new "Winning Edge Award."

- June 9 – Former tackle Richmond Webb signs a one-day contract with the team, allowing him to retire as a Dolphin.
- July 14 – Former wide receiver Nat Moore is added to the Dolphins radio broadcast team on 790 The Ticket as the sideline reporter. He joins fellow former Dolphins Jimmy Cefalo (play-by-play) and Joe Rose (analyst), as the Dolphins become the only NFL team to have three alumni on their game broadcasts.
- July 25 – The team conducts its initial training camp practice under first-year Head Coach Nick Saban. Among the 90 players in attendance is running back Ricky Williams, who returns to the team following a one-year retirement.
- Aug. 7 – QB Dan Marino becomes the ninth former Dolphin and eighth player to be inducted into the Pro Football Hall of Game in Canton. More than 20,000 – most of whom were Marino fans – pack Fawcett Stadium. Dolphins owner H. Wayne Huizenga flies team employees and their families to Canton for the ceremonies.
- Sept. 11 – The Dolphins defeat the Denver Broncos, 34-10, at Dolphins Stadium as Nick Saban records his first win as an NFL Head Coach.
- Oct. 6 – Dolphins Stadium is awarded Super Bowl XLIV following the 2009 season, the second time in a matter of four years and the 10th time overall that the Super Bowl will have been staged in South Florida.
- Oct. 7 – The Dolphins announce that the busts of their nine Hall of Famers will be on display at Dolphins Stadium from October 22-29 as part of the newly created "Gallery of Legends."
- Oct. 20 – The impending arrival of Hurricane Wilma forces the Dolphins to move their Sunday, October 23 home against the Kansas City Chiefs up two days to Friday, October 21 at 7:00 p.m. It is the third time in two years that the Dolphins have had either the date or time of a home game altered because of a hurricane. The opening of the "Gallery of Legends," slated for October 22, also is postponed.
- Nov. 2 – The "Gallery of Legends" makes its public debut at Dolphins Stadium.
- Nov. 6 – At halftime of the Dolphins' game against the Atlanta Falcons at Dolphins Stadium, Dan Marino is presented with his Hall of Fame ring, an event that originally was scheduled to take place at the October 23 game against Kansas City, but postponed because of Hurricane Wilma.
- Dec. 4 – Trailing the Buffalo Bills 21-0 in the second quarter, the Dolphins go on to score 24 of the game's next 26 points, including 21 in the fourth quarter, as they register the second-largest comeback win in team history, 24-23. Chris Chambers highlights the victory as he sets Dolphins single-game records for both receptions (15) and receiving yards (238).
- Dec. 9 – Booker (Sarasota) faces St. Augustine in the Class 3A Final of the FHSAA Football Championships at Dolphins Stadium. It is the first of four state title games over the next two days on the Dolphins' home field, and marks the first time the State Championships have been staged in South Florida since the FHSAA adopted a neutral site format in 1989.
- Dec. 11 – The Dolphins earn a 23-21 victory over the San Diego Chargers at Qualcomm Stadium. It marks Miami's second win on the West Coast in a matter of three weeks, as they recorded a 33-21 victory over the Raiders in Oakland on November 27. It is the first time in team history that they have won two road games in the Pacific Time Zone in the same season.
- Dec. 21 – WR Chris Chambers, DE Jason Taylor and LB Zach Thomas are named to the AFC Pro Bowl squad. For Thomas, it is the sixth selection of his career, the most of any defender in Dolphins history.

2006

- Jan. 10 – Bryan Wiedmeier is elevated to President/COO of the Miami Dolphins. Wiedmier had served the club since 1981, including the last four years as Executive Vice President/COO.
- Jan. 22 – Former Buffalo Bills Head Coach Mike Mularkey is named offensive coordinator, taking over for Scott Linehan, who after just one year in his post with the Dolphins, was named head coach with the St. Louis Rams.
- Jan. 24 – Former Carolina Panthers and Houston Texans Head Coach Dom Capers joins the Dolphins staff as a special assistant to Head Coach Nick Saban.
- Mar. 15 – The Dolphins acquire three-time Pro Bowl quarterback and Florida native Daunte Culpepper from the Minnesota Vikings in exchange for a 2006 second-round draft choice.
- Apr. 8 – In conjunction with Season Ticket Holder Appreciation Day, Dolphins Enterprises CEO Joe Bailey announces a major repositioning of Dolphins Stadium. Anchored by the unveiling of a new stadium logo and the world's largest hi-definition video boards, the announcement included renaming the stadium "Dolphin Stadium" and a marketing

strategy that will position the stadium to be one of the world's leading sports and entertainment facilities.

Apr. 25 – The NFL announces that running back Ricky Williams will be suspended for at least one year for violating the league's substance abuse policy.

PLAYOFF HISTORY

1970 AFC PLAYOFF

RAIDERS 21, DOLPHINS 14
December 27, 1970

Oakland-Alameda County Coliseum
Oakland, CA

Oakland quarterback Daryle Lamonica unloaded an 82-yard touchdown pass to Rod Sherman with 9:34 left to play as Oakland spoiled the Dolphins' first appearance in the playoffs, 21-14, on a field oozing with mud. The Dolphins, who had won six consecutive games to finish the season 10-4 and gain a wild-card berth, took a 7-0 lead in the second quarter when Bob Griese fired a 16-yard strike to Paul Warfield in the end zone. Lamonica matched that TD with a 22-yard toss to Fred Biletnikoff only 1:50 before halftime. Raider right cornerback Willie Brown intercepted a wet and wobbly pass by Griese and fled 50 yards along the sideline for the tie-breaking TD. It came minutes after Jake Scott recovered an Oakland fumble at the Miami 10-yard line. The heave to Sherman was insurance. Only three plays earlier, Dolphin kicker Garo Yepremian missed a 24-yard field goal attempt for the second time in the game. Oakland's George Blanda also missed a 23-yarder.

MIAMI	0	7	0	7	–	14
OAKLAND	0	7	7	7	–	21

M – Warfield, 16 pass from Griese (Yepremian kick)	2/19	2- 3:31
O – Biletnikoff, 22 pass from Lamonica (Blanda kick)	8/62	2-13:10
O – Brown, 50 interception return (Blanda kick)		3-12:26
O – Sherman, 82 pass from Lamonica (Blanda kick)	3/80	4- 5:26
M – W. Richardson, 7 pass from Griese (Yepremian kick)	9/69	4-10:32

ATT. – 54,401

	Miami	Oakland
First Downs Total-Rush.-Pass.-Pen.	16-5-9-2	12-5-7-0
Total Yards-Plays-Average	242-63-3.5	301-52-5.8
Rushes-Yards-Average	33-118-3.6	36-114-3.2
Net Yards Passing-Times Thrown-Yards Lost	124-3-31	187-0-0
Passes Attempted-Completed-Intercepted	27-13-1	16-8-0
Punts/Number-Average	5-39.2	4-32.2
Penalties/Number-Yards	0-0	4-30
Fumbles/Number-Lost	2-0	4-2

INDIVIDUAL STATISTICS

RUSHING – Miami: Kiick 14-64; Morris 8-29; Csonka 10-23; Griese 1-2.

Oakland: Hubbard 18-58; Smith 9-37; Dixon 8-31; Banaszak 1-(-6).

PASSING – Miami: Griese 27-13-1, 155 yards, 2 TDs.

Oakland: Lamonica 16-8-0, 187 yards, 2 TDs.

RECEIVING – Miami: Warfield 4-62, 1 TD; Kiick 4-34; W. Richardson 2-30, 1 TD; Morris 2-15; Twilley 1-14.

Oakland: Biletnikoff 3-46, 1 TD; Chester 2-47; Sherman 1-82, 1 TD; Smith 1-9; Dixon 1-3.

INTERCEPTIONS – Miami: None.

Oakland: Brown 1-50, 1 TD.

SACKS – Miami: None.

Oakland: Hilton 1; Curtis 1; Miller 1.

MISSED FIELD GOALS – Miami: Yepremian 24(WR), 24(S).

Oakland: Blanda 23(S).

1971 AFC PLAYOFF

DOLPHINS 27, CHIEFS 24 (2 OTs)
December 25, 1971

Kansas City Municipal Stadium
Kansas City, MO

Garo Yepremian ended 82 minutes and 40 seconds of an epic struggle by booting a 37-yard field goal with 7:40 elapsed in the second overtime, lifting the Dolphins past Kansas City, 27-24, on Christmas Day. The Dolphins battled from behind three times to tie the AFC West champions, the third time on Bob Griese's five-yard pass to tight end Marv Fleming with 96 seconds remaining in regulation. Kansas City running back Ed Podolak, who amassed 350 yards of all-purpose running, returned the

ensuing kickoff 78 yards to the Dolphin 22 where Curtis Johnson missed a desperation tackle. With 35 seconds on the clock, Jan Stenerud missed a 32-yard field-goal try. Stenerud had a 42-yarder blocked by Nick Buoniconti in the fifth quarter, and Yepremian was short with a 45-yard effort. But Larry Csonka crashed 29 yards to the Chiefs 36, and that put Yepremian, the NFLs scoring leader, in position to win it. Goal posts were on the goal line; in 1974 the uprights were moved to the end line.

MIAMI	0	10	7	7	0	3	—	27
KANSAS CITY	10	0	7	7	0	0	—	24

KC — FG Stenerud 24	9/40	1- 6:06
KC — Podolak, 7 pass from Dawson (Stenerud kick)	6/35	1-11:31
M — Csonka, 1 run (Yepremian kick)	9/80	2- 2:22
M — FG Yepremian 14	4/5	2-14:47
KC — Otis, 1 run (Stenerud kick)	14/75	3- 9:44
M — Kiick, 1 run (Yepremian kick)	8/71	3-14:00
KC — Podolak, 3 run (Stenerud kick)	6/91	4- 8:14
M — Fleming, 5 pass from Griese (Yepremian kick)	9/71	4-13:24
M — FG Yepremian 37	6/40	2nd OT- 7:40

ATT. — 45,822

	Miami	Kansas City
First Downs/Total-Rush.-Pass.-Pen.	22-6-14-2	23-13-10-0
Total Yards-Plays-Average	407-78-5.2	451-71-6.4
Rushes-Yards-Average	43-144-3.4	44-213-4.8
Net Yards Passing-Times Thrown-Yards Lost	263-0-0	238-1-8
Passes Attempted-Completed-Intercepted	35-20-2	26-18-2
Punts/Number-Average	6-40.0	2-51.0
Penalties/Number-Yards	5-26	6-44
Fumbles/Number-Lost	1-0	3-2

INDIVIDUAL STATISTICS

RUSHING — Miami: Csonka 24-86, 1 TD; Kiick 15-56, 1 TD; Griese 2-9; Warfield 2-(-7).

Kansas City: Hayes 22-100; Podolak 17-85, 1 TD; Wright 2-15; Otis 3-13, 1 TD.

PASSING — Miami: Griese 35-20-2, 263 yards, 1 TD.

Kansas City: Dawson 26-18-2, 246 yards, 1 TD.

RECEIVING — Miami: Warfield 7-140; Twilley 5-58; Fleming 4-37, 1 TD; Kiick 3-24; Mandich 1-4.

Kansas City: Podolak 8-110, 1 TD; Wright 3-104; Taylor 3-12; Hayes 3-6; Frazier 1-14.

INTERCEPTIONS — Miami: Scott 1-13; Johnson 1-0.

Kansas City: Lanier 1-7; Lynch 1-0.

SACKS — Miami: Fernandez 0.5; Heinz 0.5.

Kansas City: None.

MISSED FIELD GOALS — Miami: Yepremian 52(S).

Kansas City: Stenerud 29(WR), 31(WR), 42(B).

1971 AFC CHAMPIONSHIP

DOLPHINS 21, COLTS 0
January 2, 1972

Orange Bowl
Miami, FL

Three lightning plays and a persistent defense propelled the Dolphins into Super Bowl VI with a 21-0 rout of Baltimore before an all-time Orange Bowl record crowd of 78,939. Strong safety Dick Anderson intercepted a Johnny Unitas pass which was deflected by Curtis Johnson, and behind a wall of six open-field blocks, Anderson weaved 62 yards for a third-quarter touchdown. "My eyes were popping as I ran," Anderson said. "I've never seen so many people land on their heads." Before Anderson's convoy made it 14-0, the Dolphins staggered the defending Super Bowl champions when Bob Griese and Paul Warfield hooked up for a 75-yard TD pass. Warfield applied the clincher when he escaped 50 yards with a Griese pass, setting up a five-yard TD slam by fullback Larry Csonka. The Colts had not been held scoreless for 97 games over seven seasons. They were stopped at the Dolphin nine in the second quarter. Jim O'Brien missed two field-goal attempts and had another blocked by Lloyd Mumphord.

BALTIMORE	0	0	0	0	—	0
MIAMI	7	0	7	7	—	21

M — Warfield, 75 pass from Griese (Yepremian kick)	2/80	1- 8:21
M — Anderson, 62 interception return (Yepremian kick)		3-10:21
M — Csonka, 5 run (Yepremian kick)	6/74	4- 6:56

ATT. — 78,939

	Baltimore	Miami
First Downs Total-Rush.-Pass.-Pen.	16-6-10-0	13-8-4-1
Total Yards-Plays-Average	302-68-3.1	286-45-6.4
Rushes-Yards-Average	30-89-2.9	35-144-4.1
Net Yards Passing-Times Thrown-Yards Lost	213-2-11	142-2-16

	Baltimore	Miami
Passes Attempted-Completed-Intercepted	36-20-3	8-4-1
Punts/Number-Average	3-45.3	6-42.7
Penalties/Number-Yards	1-5	2-27
Fumbles/Number-Lost	1-0	0-0

INDIVIDUAL STATISTICS

RUSHING – Miami: Kiick 18-66; Csonka 15-63, 1 TD; Griese 1-12; Morris 1-3.

Baltimore: McCauley 15-50; Nottingham 11-33; Nowatzke 2-5; Unitas 2-1.

PASSING – Miami: Griese 8-4-1, 158 yards, 1 TD.

Baltimore: Unitas 36-20-3 224 yards, 0 TDs.

RECEIVING – Miami: Warfield 2-125, 1 TD; Twilley 2-33.

Baltimore: Hinton 6-98; Nottingham 4-26; Perkins 3-19; Havrilak 2-31; McCauley 2-24; Mitchell

1-14; Mackey 1-6; Matte 1-6.

INTERCEPTIONS – Miami: Anderson 1-62, 1 TD; Kolen 1-11; Scott 1-0.

Baltimore: Logan 1-0.

SACKS – Miami: Heinz 2.

Baltimore: Smith 1; M. Curtis 1.

MISSED FIELD GOALS – Miami: None.

Baltimore: O'Brien 46(WR), 48(S), 35(B).

SUPER BOWL VI

COWBOYS 24, DOLPHINS 3

January 16, 1972

Tulane Stadium

New Orleans, LA

A 252-yard rushing attack and sharp passing by Roger Staubach spurred the Dallas Cowboys to a 24-3 victory over the Dolphins at Tulane Stadium. Duane Thomas pranced 95 yards on 19 carries, fullback Walt Garrison added 74 yards on 14 carries and Staubach passed twice for touchdowns to Lance Alworth and Mike Ditka. Staubach, who was sacked twice in the first quarter, bounced back to complete 12 of 19 passes, and he scrambled from the Dolphin pass rush five times. The Dolphins were frustrated all day; in the first quarter, Larry Csonka lost a fumble and Bob Griese was chased by tackle Bob Lilly for a 29-yard loss. Griese also fumbled away a snap at the Dallas 16 in the fourth period. Although it was an intriguing 10-3 at halftime, the Cowboys marched 71 yards in eight plays after the kickoff, and Thomas swept three yards for the TD.

DALLAS	3	7	7	7	-	24
MIAMI	0	3	0	0	-	3

D – FG Clark 9	11/50	1-13:37
D – Alworth, 7 pass from Staubach (Clark kick)	10/76	2-13:45
M – FG Yepremian 31	5/44	2-14:56
D – D. Thomas, 3 run (Clark Kick)	8/71	3- 5:17
D – Ditka, 7 pass from Staubach (Clark kick)	3/9	4- 3:18

ATT. – 80,591

	Dallas	Miami
First Downs Total-Rush.-Pass.-Pen.	23-15-8-0	10-3-7-0
Total Yards-Plays-Average	352-69-5.1	185-44-4.2
Rushes-Yards-Average	48-252-5.3	20-80-4.0
Net Yards Passing-Times Thrown-Yards Lost	100-2-19	105-1-29
Passes Attempted-Completed-Intercepted	19-12-0	23-12-1
Punts/Number-Average	5-37.2	5-40.0
Penalties/Number-Yards	3-15	0-0
Fumbles/Number-Lost	1-1	2-2

INDIVIDUAL STATISTICS

RUSHING – Miami: Csonka 9-40; Kiick 10-40; Griese 1-0.

Dallas: Thomas 19-95, 1 TD; Garrison 14-74; Hill 7-25; Staubach 5-18; Ditka 1-17; Hayes 1-16;

Reeves 1-7.

PASSING – Miami: Griese 23-12-1, 134 yards, 0 TDs.

Dallas: Staubach 19-12-0, 119 yards, 2 TDs.

RECEIVING – Miami: Warfield 4-39; Kiick 3-21; Csonka 2-18; Fleming 1-27; Twilley 1-20; Mandich 1-9.

Dallas: Thomas 3-17; Alworth 2-28, 1 TD; Ditka 2-28, 1 TD; Hayes 2-23; Garrison 2-11; Hill 1-12.

INTERCEPTIONS – Miami: None

Dallas: Howley 1-14.

SACKS – Miami: Fernandez 1; Riley 1.

Dallas: Lilly 1.

MISSED FIELD GOALS – Miami: Yepremian 49(S).

Dallas: None.

1972 AFC PLAYOFF

DOLPHINS 20, BROWNS 14
December 24, 1972

Orange Bowl
Miami, FL

On the ropes in the fourth quarter after an unprecedented 14 victories, the Dolphins responded to a poised Earl Morrall and drove 80 yards for a touchdown with 4:56 to play for a 20-14 victory over the Cleveland Browns. Morrall, the NFL's leading passer after replacing the injured Bob Griese 10 weeks earlier, had completed only four passes for 38 yards. But he threw 15 and 35 yards to Paul Warfield, reaching the Browns 20, and a pass interference call against linebacker Billy Andrews put the ball at the eight. Halfback Jim Kiick then bulled eight yards up the middle on a trap for the winning points. The triumph was sealed with a minute to play when Dolphin linebacker Doug Swift intercepted Cleveland QB Mike Phipps at the Dolphin 20. Despite stealing five of Phipps' passes, the Dolphins were stung by a 27-yard TD pass to Fair Hooker and trailed 14-13 with 8:11 to play.

CLEVELAND	0	0	7	7	-	14
MIAMI	10	0	0	10	-	20

M - Babb, 5 recovery of blocked punt (Yepremian kick)		1- 5:28
M - FG Yepremian 40	11/51	1-12:30
C - Phipps, 5 run (Cockroft kick)	5/44	3- 7:22
M - FG Yepremian 46	8/32	4- 1:28
C - Hooker, 27 pass from Phipps (Cockroft kick)	11/90	4- 6:49
M - Kiick, 8 run (Yepremian kick)	6/80	4-10:06

ATT. - 78,196

	Cleveland	Miami
First Downs Total-Rush.-Pass.-Pen.	15-9-6-0	17-11-4-2
Total Yards-Plays-Average	283-57-5.0	272-64-4.3
Rushes-Yards-Average	32-165-5.2	47-198-4.2
Net Yards Passing-Times Thrown-Yards Lost	118-2-13	74-4-14
Passes Attempted-Completed-Intercepted	23-9-5	13-6-0
Punts/Number-Average	6-34-7	5-42-0
Penalties/Number-Yards	3-25	3-25
Fumbles/Number-Lost	2-0	2-2

INDIVIDUAL STATISTICS

RUSHING - Miami: Morris 15-72; Kiick 14-50, 1 TD; Warfield 2-41; Csonka 12-32; Morrall 4-3.

Cleveland: Scott 16-94; Phipps 8-47, 1 TD; Brown 4-13; Kelly 4-11.

PASSING - Miami: Morrall 13-6-0, 88 yards, 0 TDs.

Cleveland: Phipps 23-9-5, 131 yards, 1 TD.

RECEIVING - Miami: Twilley 3-33; Warfield 2-50; Kiick 1-5.

Cleveland: B. Scott 4-30; Hooker 3-53, 1 TD; Kelly 1-27; Morin 1-21.

INTERCEPTIONS - Miami: Swift 2-12; Anderson 2-12; Johnson 1-33.

Cleveland: None.

SACKS - Miami: Fernandez 1; Stanfill 1.

Cleveland: Roman 2; Sherk 1; Johnson 1.

MISSED FIELD GOAL - Miami: Yepremian 46(S), 53(S).

Cleveland: None.

1972 AFC CHAMPIONSHIP

DOLPHINS 21, STEELERS 17
December 31, 1972

Three Rivers Stadium
Pittsburgh, PA

Quarterback Bob Griese, playing 11 weeks after he had broken his right leg, ignited a third-quarter touchdown drive with a 52-yard pass to Paul Warfield, and the Dolphins overtook the Pittsburgh Steelers, 21-17, in unusually warm 63-degree weather. Griese was given the nod in the second half after Earl Morrall had flipped a nine-yard touchdown pass to Larry Csonka for a 7-7 halftime deadlock. Punter Larry Seiple broke loose on a daring 37-yard run on fourth down to set up that TD. Trailing 10-7, Griese directed TD drives of 80 and 49 yards with Jim Kiick blasting two and three yards for the scores. Steeler quarterback Terry Bradshaw, who closed the gap with four straight completions on a 71-yard TD drive, was intercepted by Nick Buoniconti at midfield with 2½ minutes to play. In addition to Seiple's dash, the Dolphins converted fourth-down situations on both Griese-led drives.

MIAMI	0	7	7	7	-	21
PITTSBURGH	7	0	3	7	-	17

P - Mullins, recovery of Bradshaw fumble (Gerela kick)	10/48	1-10:45
M - Csonka, 9 pass from Morrall (Yepremian kick)	9/80	2- 3:03
P - FG Gerala 14	9/73	3- 4:04
M - Kiick, 2 run (Yepremian kick)	11/80	3-11:39
M - Kiick, 3 run (Yepremian kick)	11/49	4- 7:35
P - Young, 12 pass from Bradshaw (Gerela kick)	4/71	4- 9:39

ATT. – 50,350

	Miami	Pittsburgh
First Downs Total-Rush.-Pass.-Pen.	19-11-6-2	13-6-6-1
Total Yards-Plays-Average	314-65-4.8	250-48-5.2
Rushes-Yards-Average	49-193-3.9	26-128-4.9
Net Yards Passing-Times Thrown-Yards Lost	121-0-0	122-2-15
Passes Attempted-Completed-Intercepted	16-10-1	20-10-2
Punts/Number-Average	4-35.5	4-51.3
Penalties/Number-Yards	2-19	4-30
Fumbles/Number-Lost	0-0	2-0

INDIVIDUAL STATISTICS

RUSHING – Miami: Morris 16-76; Csonka 24-68; Seiple 1-37; Kiick 8-12, 2 TDs.

Pittsburgh: Harris 16-76; Fuqua 8-47; Bradshaw 2-5.

PASSING – Miami: Morrall 11-7-1, 51 yards, 1 TD; Griese 5-3-0, 70 yards, 0 TDs.

Pittsburgh: Bradshaw 10-5-2, 80 yards, 1 TD; Hanratty 10-5-0, 57 yards, 0 TDs.

RECEIVING – Miami: Fleming 5-50; Warfield 2-63; Csonka 1-9, 1 TD; Mandich 1-5; Morris 1-(-6).

Pittsburgh: Young 4-54, 1 TD; Shanklin 2-49; Harris 2-3; McMakin 1-22; Brown 1-9.

INTERCEPTIONS – Miami: Buoniconti 1-6; Kolen 1-5.

Pittsburgh: Edwards 1-28.

SACKS – Miami: Stanfill 1-5; Den Herder 0.5.

Pittsburgh: None.

MISSED FIELD GOALS – Miami: None.

Pittsburgh: Gerela 48(B).

SUPER BOWL VII

DOLPHINS 14, REDSKINS 7
January 14, 1973

Memorial Coliseum
Los Angeles, CA

"This is the ultimate," Coach Don Shula said quietly after his unbeaten Dolphins dominated the Washington Redskins, 14-7, to cap a perfect season. It was Shula's first Super Bowl triumph in three tries. A record Super Bowl paid crowd of 90,182 saw the Dolphins surge to a 14-0 halftime lead even as one touchdown was nullified by an offside penalty. Miami intercepted three of Bill Kilmer's passes, and Manny Fernandez scuttled the Redskin running game with 17 tackles. An original Dolphin, Howard Twilley, eluded cornerback Pat Fischer to snare a 28-yard touchdown pass from Bob Griese in the first quarter. Griese's 57-yard TD bomb to Paul Warfield was erased by the penalty, but a 32-yard interception return by linebacker Nick Buoniconti set up the Dolphins' second score. Safety Jake Scott thwarted Kilmer with an end zone interception and 55-yard runback. The Redskins finally scored on a bizarre 49-yard fumble recovery by Mike Bass after a blocked field goal and attempted pass by kicker Garo Yepremian. Scott was named MVP.

MIAMI	7	7	0	0	-	14
WASHINGTON	0	0	0	7	-	7

M – Twilley, 28 pass from Griese (Yepremian kick)	6/63	1-14:59
M – Kiick, 1 run (Yepremian kick)	5/27	2-14:42
W – Bass, 49 fumble recovery (Knight kick)		4-12:53

ATT. – 85,462

	Miami	Washington
First Downs Total-Rush.-Pass.-Pen.	12-7-5-0	16-9-7-0
Total Yards-Plays-Average	253-50-5.1	228-66-3.5
Rushes-Yards-Average	37-184-5.0	36-141-3.9
Net Yards Passing-Times Thrown-Yards Lost	69-2-19	87-2-17
Passes Attempted-Completed-Intercepted	11-8-1	28-14-3
Punts/Number-Average	7-43.0	5-31.2
Penalties/Number-Yards	3-35	3-25
Fumbles/Number-Lost	2-1	1-0

INDIVIDUAL STATISTICS

RUSHING – Miami: Csonka 15-112; Kiick 12-38, 1 TD; Morris 10-34.

Washington: Brown 22-72; Harraway 10-37; Kilmer 2-18; C.Taylor 1-8; Smith 1-6.

PASSING – Miami: Griese 11-8-1, 88 yards, 1 TD.

Washington: Kilmer 28-14-3, 104 yards, 0 TDs.

RECEIVING – Miami: Warfield 3-36; Kiick 2-6; Twilley 1-28, 1 TD; Mandich 1-19; Csonka 1-(-1).

Washington: Jefferson 5-50; Brown 5-26; C.Taylor 2-20; Smith 1-11; Harraway 1-(-3).

INTERCEPTIONS – Miami: Scott 2-63; Buoniconti 1-32.

Washington: Owens 1-0.

SACKS – Miami: Fernandez 1; Stanfill 1.

Washington: Talbert 1; Biggs 1.

MISSED FIELD GOALS – Miami: Yepremian 42(B).
Washington: Knight 32 (WR).

1973 AFC PLAYOFF

DOLPHINS 34, BENGALS 16
December 23, 1973

Orange Bowl
Miami, FL

A defense which had allowed only 15 touchdowns all season kept the Cincinnati Bengals out of the end zone while the Dolphins hammered 241 yards on the ground for a convincing 34-16 victory. Mercury Morris scooted 106 yards on 20 carries and Bob Griese completed 11 of 18 passes, including TDs of 13 yards to Paul Warfield and seven yards to Jim Mandich. Garo Yepremian converted long field goals of 50 and 46 yards in the second half to widen the winning margin. The Dolphins led 21-3 when a lapse just before halftime gave life to the Bengals. Safety Neal Craig intercepted Griese and returned it 45 yards for a score, and Horst Muhlmann booted field goals of 46 and 12 yards – the second coming after Morris fumbled a kickoff – to make it 21-16.

CINCINNATI	3	13	0	0	–	16
MIAMI	14	7	10	3	–	34

M – Warfield, 13 pass from Griese (Yepremian kick)	10/80	1- 5:23
C – FG Muhlmann 24	10/55	1- 9:22
M – Csonka, 1 run (Yepremian kick)	12/80	1-14:39
M – Morris, 4 run (Yepremian kick)	7/75	2- 7:23
C – Craig, 45 interception return (Muhlmann kick)		2-11:34
C – FG Muhlmann 46	6/29	2-14:52
C – FG Muhlmann 12	1/0	2-14:56
M – Mandich, 7 pass from Griese (Yepremian kick)	7/72	3- 5:18
M – FG Yepremian 50	7/16	3-10:12
M – FG Yepremian 46	8/32	4- 3:40

ATT. – 75,770

First Downs Total-Rush.-Pass.-Pen.

Total Yards-Plays-Average

Rushes-Yards-Average

Net Yards Passing-Times Thrown-Yards Lost

Passes Attempted-Completed-Intercepted

Punts/Number-Average

Penalties/Number-Yards

Fumbles/Number-Lost

Cincinnati	Miami
11-5-6-0	27-18-9-0
194-50-3.9	400-71-5.6
20-97-4.9	52-241-4.6
97-3-16	159-0-0
27-14-1	19-11-2
7-36.3	2-49.0
2-19	1-5
0-0	2-1

INDIVIDUAL STATISTICS

RUSHING – Miami: Morris 20-106, 1 TD; Csonka 20-71, 1 TD; Kiick 10-51; Leigh 1-8; Nottingham 1-5.

Cincinnati: Clark 7-40; Anderson 3-26; Johnson 2-17; Elliot 7-15; Curtis 1-(-1).

PASSING – Miami: Griese 18-11-1, 159 yards, 2 TDs; Briscoe 1-0-1, 0 yards, 0 TDs.

Cincinnati: Anderson 27-14-1, 113 yards, 0 TDs.

RECEIVING – Miami: Warfield 4-95, 1 TD; Mandich 3-28, 1 TD; Kiick 3-19; Briscoe 1-17.

Cincinnati: Elliott 9-53; Joiner 2-33; Clark 2-18; Curtis 1-9.

INTERCEPTIONS – Miami: Anderson 1-19.

Cincinnati: Craig 1-45, 1 TD; Casanova 1-0.

SACKS – Miami: Matheson 2; Stanfill 1.

Cincinnati: None.

MISSED FIELD GOALS – Miami: None.

Cincinnati: None.

1973 AFC CHAMPIONSHIP

DOLPHINS 27, RAIDERS 10
December 30, 1973

Orange Bowl
Miami, FL

A relentless running attack with Larry Csonka and Mercury Morris accounting for 203 of the 266 yards powered the Dolphins to a 27-10 triumph over the Oakland Raiders for a third straight American Conference title. Csonka, a 237-pound battering ram who had his third consecutive 1,000-yard season, scored three touchdowns with his 117 yards on 29 carries. The Dolphins covered 64 and 63 yards exclusively on the ground for a 14-0 halftime lead. Then as the Raiders battled within 17-10, Bob Griese directed ground assaults of 63 yards, culminating in a field goal, and 40 yards, ending in Csonka's third TD. Defensively, safety Dick Anderson forced a fourth-down fumble by Marv Hubbard at midfield, and the Dolphins took possession with a 20-10 lead and six minutes to play. Oakland had stopped Miami's 18-game winning streak, 12-7, three months earlier.

OAKLAND	0	0	10	0	–	10
MIAMI	7	7	3	10	–	27

M – Csonka, 11 run (Yepremian kick)	8/64	1- 5:13
M – Csonka, 2 run (Yepremian kick)	15/63	2-14:43
O – FG Blanda 21	11/63	3- 5:11
M – FG Yepremian 42	3/8	3- 7:33
O – Siani, 25 pass from Stabler (Blanda kick)	10/79	3-12:22
M – FG Yepremian 26	11/63	4- 5:18
M – Csonka, 2 run (Yepremian kick)	10/42	4-13:11

ATT. – 75,105

	Oakland	Miami
First Downs Total-Rush.-Pass.-Pen.	15-4-9-2	21-18-2-1
Total Yards-Plays-Average	236-49-4.8	292-60-4.9
Rushes-Yards-Average	26-107-4.1	53-266-5.0
Net Yards Passing-Times Thrown-Yards Lost	129-0-0	26-1-8
Passes Attempted-Completed-Intercepted	23-15-1	6-3-1
Punts/Number-Average	2-51.0	1-39.0
Penalties/Number-Yards	3-35	3-26
Fumbles/Number-Lost	1-0	1-0

INDIVIDUAL STATISTICS

RUSHING – Miami: Csonka 29-117, 3 TDs; Morris 14-86; Griese 3-39; Kiick 6-12; Nottingham 1-12.

Oakland: Hubbard 10-54; C. Smith 10-35; Davis 4-15; Banaszak 2-3.

PASSING – Miami: Griese 6-3-1, 34 yards, 0 TDs.

Oakland: Stabler 23-15-1, 129 yards, 1 TD.

RECEIVING – Miami: Warfield 1-27; Briscoe 1-6; Kiick 1-1.

Oakland: C.Smith 5-43; Siani 3-45, 1 TD; Biletnikoff 2-15; Hubbard 2-11; Moore 2-9; Davis 1-6.

INTERCEPTIONS – Miami: Matheson 1-29.

Oakland: Brown 1-0.

SACKS – Miami: None.

Oakland: Sistrunk 1.

MISSED FIELD GOALS – Miami: None.

Oakland: Blanda 41(WL).

SUPER BOWL VIII

DOLPHINS 24, VIKINGS 7
January 13, 1974

Rice Stadium
Houston, TX

Winning for the 32nd time in 34 games, the Dolphins repeated as Super Bowl champions and proved themselves "Best Ever" with a 24-7 rout of the Minnesota Vikings at Rice Stadium. There was no doubt from the beginning. The Dolphins swept 62 yards in 10 plays with the opening kickoff, scoring on Larry Csonka's five-yard smash. Minnesota punted, and the onslaught resumed with a 56-yard, 10-play Dolphin drive capped by Jim Kiick's one-yard plunge. It was 17-0 before the Vikings crossed their 40, and a fourth-down fumble by Minnesota's Oscar Reed was recovered by safety Jake Scott at the Dolphin six-yard line. A brilliant, diving catch by Paul Warfield netted 27 yards on a third-quarter TD drive that hiked the score to 24-0. Csonka finished with his best-ever total of 145 yards on 33 carries. The Dolphins rushed for 703 yards and outscored opponents 85-33 in the three-game playoff blitz. Csonka's yardage was a Super Bowl record and he was named MVP.

MINNESOTA	0	0	0	7	-	7
MIAMI	14	3	7	0	-	24

MI – Csonka, 5 run (Yepremian kick)	10/62	1- 9:33
MI – Kiick, 1 run (Yepremian kick)	10/56	1-13:38
MI – FG Yepremian 28	7/44	2- 8:58
MI – Csonka, 2 run (Yepremian kick)	7/43	3- 6:16
MN – Tarkenton, 4 run (Cox kick)	10/57	4- 1:35

ATT. – 68,142

	Minnesota	Miami
First Downs Total-Rush.-Pass.-Pen.	14-5-8-1	21-13-4-4
Total Yards-Plays-Average	238-54-4.4	259-61-4.2
Rushes-Yards-Average	24-72-3.0	53-196-3.7
Net Yards Passing-Times Thrown-Yards Lost	166-2-16	63-1-10
Passes Attempted-Completed-Intercepted	28-18-1	7-6-0
Punts/Number-Average	5-42.2	3-39.6
Penalties/Number-Yards	7-65	1-4
Fumbles/Number-Lost	2-1	0

INDIVIDUAL STATISTICS

RUSHING – Miami: Csonka 33-145, 2 TDs; Morris 11-34; Kiick 7-10, 1 TD; Griese 2-7.

Minnesota: Reed 11-32; Foreman 7-18; Tarkenton 4-17, 1 TD; Marinaro 1-3; B. Brown 1-2.

PASSING – Miami: Griese 7-6-0, 73 yards, 0 TDs.

Minnesota: Tarkenton 28-18-1, 182 yards, 0 TDs.

RECEIVING – Miami: Warfield 2-33; Mandich 2-21; Briscoe 2-19.

Minnesota: Foreman 5-27; Gilliam 4-44; Voight 3-46; Marinaro 2-39; B. Brown 1-9; Kingsriter 1-9; Lash 1-9; Reed 1-(-1).

INTERCEPTIONS – Miami: Johnson 1-10.

Minnesota: None.

SACKS – Miami: Fernandez 1; Den Herder 1.

Minnesota: Paige 1.

MISSED FIELD GOALS – Miami: None.

Minnesota: None.

1974 AFC PLAYOFF

RAIDERS 28, DOLPHINS 26

December 21, 1974

**Oakland-Alameda County Coliseum
Oakland, CA**

Oakland quarterback Ken Stabler, falling in the clutches of Vern Den Herder, unloaded a wobbly eight-yard pass that Clarence Davis wrestled from three defenders in the end zone, and the Raiders scored a stunning 28-26 victory over the defending champion Dolphins. Stabler, who had spent the last of his timeouts, appeared to have thrown an interception. But running back Davis clutched the football when bodies were untangled with 26 seconds remaining. It was the fourth TD pass for leftlander Stabler and his second "freak" score. Four minutes earlier Cliff Branch fell while catching a pass at the Dolphin 27, but defender Henry Stuckey also slipped, and Branch got up and escaped for a 72-yard TD. The Dolphins, trailing by two points, went ahead with 2:08 remaining as rookie Benny Malone broke two tackles on a 23-yard touchdown run along the sideline.

MIAMI	7	3	6	10	-	26
OAKLAND	0	7	7	14	-	28

M – N. Moore, 89 kickoff return (Yepremian kick)		1- 0:15
O – C. Smith, 31 pass from Stabler (Blanda kick)		2- 7:21
M – FG Yepremian 3	7/78	2-13:59
O – Biletnikoff, 13 pass from Stabler (Blanda kick)	11/47	3- 6:55
M – Warfield, 16 pass from Griese (kick failed)	9/60	3- 8:22
M – FG Yepremian 46	5/65	4- 3:10
O – Branch, 72 pass from Stabler (Blanda kick)	8/53	4-10:23
M – Malone, 23 run (Yepremian kick)	2/83	4-12:52
O – Davis, 8 pass from Stabler (Blanda kick)	4/68	4-14:34
	8/68	

ATT. – 52,817

	Miami	Oakland
First Downs/Total-Rush.-Pass.-Pen.	18-10-6-2	19-8-11-0
Total Yards-Plays-Average	294-57-5.2	411-64-6.4
Rushes-Yards-Average	41-213-5.2	32-135-4.2
Net Yards Passing-Times Thrown-Yards Lost	81-2-20	276-2-17
Passes Attempted-Completed-Intercepted	14-7-1	30-20-1
Punts/Number-Average	6-33-2	7-42-7
Penalties/Number-Yards	3-15	3-59
Fumbles/Number-Lost	0-0	0-0

INDIVIDUAL STATISTICS

RUSHING – Miami: Csonka 24-114; Malone 14-83, 1 TD; Griese 2-14; Kiick 1-2.

Oakland: Davis 12-59; Hubbard 14-55; Banaszak 3-14; Stabler 3-7.

PASSING – Miami: Griese 14-7-1, 101 yards, 1 TD.

Oakland: Stabler 30-20-1, 293 yards, 4 TDs.

RECEIVING – Miami: Warfield 3-47, 1 TD; N. Moore 2-40; Nottingham 1-9; Kiick 1-5.

Oakland: Biletnikoff 8-122, 1 TD; Branch 3-84, 1 TD; Moore 3-22; C. Smith 2-35, 1 TD; C. Davis 2-16, 1 TD; Hubbard 1-9; Pitts 1-5.

INTERCEPTIONS – Miami: Anderson 1-14.

Oakland: Villapiano 1-5.

SACKS – Miami: Den Herder 1; Fernandez 1.

Oakland: Sistrunk 1; Jones 1.

MISSED FIELD GOALS – Miami: None.

Oakland: None.

1978 AFC WILD-CARD PLAYOFF

OILERS 17, DOLPHINS 9

December 24, 1978

**Orange Bowl
Miami, FL**

The Houston Oilers amassed a 455-209 margin in total yardage, and aided by five Dolphin turnovers, gained a 17-9 victory in a battle of AFC wild-card entries at the Orange Bowl. Toni Fritsch kicked a 35-yard field goal with 7:25 remaining to snap a 7-7 tie that existed since the first quarter. An interception by linebacker Greg Bingham led to a clinching 50-yard touchdown drive capped by Earl Campbell's one-yard dive with 1:55 to go. Campbell, the NFL rushing leader with 1,450 yards as

a rookie, had been checked for only 16 yards on 13 carries in the first half. Dolphin quarterback Bob Griese, playing with very sore ribs, connected with tight end Andre Tillman for a 13-yard TD after Earnie Rhone had recovered a fumbled punt at the Houston 21. But Griese completed only 13 of 28 passes. Twice the Dolphins lost the ball inside the Oiler 10-yard line when the game was tied. Houston's Dan Pastorini wore a flak jacket to protect three broken ribs, and he passed for 261 of his 306-yard total in the first half.

HOUSTON	7	0	0	10	-	17	
MIAMI	7	0	0	2	-	9	
M - Tillman, 13 pass from Griese (Yepremian kick)					2/21	1- 9:58	
H - Wilson, 13 pass from Pastorini (Fritsch kick)					10/71	1-14:57	
H - FG Fritsch 35					10/53	4- 7:35	
H - Campbell, 1 run (Fritsch kick)					10/50	4-13:05	
M - Safety, Pastorini runs out of end zone						4-14:49	

ATT. - 70,036

	Houston	Miami
First Downs/Total-Rush.-Pass.-Pen.	23-9-14-0	14-6-7-1
Total Yards-Plays-Average	455-77-5.9	209-57-3.7
Rushes-Yards-Average	45-165-3.7	25-91-3.6
Net Yards Passing-Times Thrown-Yards Lost	290-2-16	118-2-19
Passes Attempted-completed-Intercepted	30-20-0	30-12-3
Punts/Number-Average	5-44.0	5-48.6
Penalties/Number-Yards	5-37	1-5
Fumbles/Number-Lost	3-1	2-2

INDIVIDUAL STATISTICS

RUSHING - Miami: L. Harris 9-43; Williams 13-41; N. Moore 1-7; Bulaich 2-0.
Houston: Campbell 26-84, 1 TD; Wilson 14-76; Poole 1-12; Coleman 1-2; Pastorini 3-(-9).
PASSING - Miami: Griese 28-11-2, 114 yards, 1 TD; Strock 2-1-1 , 23 yards, 0 TDs.
Houston: Pastorini 29-20-0, 306 yards, 1 TD; Barber 1-0-0, 0 yards, 0 TDs.
RECEIVING - Miami: D. Harris 4-42; N. Moore 2-28; Tillman 2-24, 1 TD; Bulaich 2-14; L. Harris 1-21; Williams 1-8.
Houston: Burrough 6-103; Wilson 5-40, 1 TD; Barber 4-112; Woods 2-22; Campbell 1-13; Caster 1-11; Coleman 1-5.
INTERCEPTIONS - Miami: None.
Houston: Bingham 1-4, Reinfeldt 1-0, Sternrick 1-0.
SACKS - Miami: Bokamper 2.
Houston: Washington 1; Bethea 1.
MISSED FIELD GOALS - Miami: Yepremian 38(WL).
Houston: Fritsch 28(B).

1979 AFC PLAYOFF

STEELERS 34, DOLPHINS 14
December 30, 1979
Three Rivers Stadium
Pittsburgh, PA

Launching a drive to their fourth Super Bowl title in six years, the Pittsburgh Steelers scored touchdowns on their first three possessions and coasted to a 34-14 victory at Three Rivers Stadium. Miami managed only 25 yards rushing against the Steel Curtain and was stopped twice in the second quarter after achieving a first down inside the Steeler 10-yard line. The Dolphins got as close as 20-7 with a seven-yard TD pass from Bob Griese to Duriel Harris in the third period, but Pittsburgh responded with a 69-yard TD drive. The Steelers marched 62, 62 and 56 yards for their first-quarter scores when quarterback Terry Bradshaw completed 8 of 10 passes, including touchdowns to John Stallworth and Lynn Swann, who was standing alone in the end zone. Don Strock directed a 13-play, 76-yard TD drive after relieving Griese in the fourth quarter

MIAMI	0	0	7	7	-	14	
PITTSBURGH	20	0	7	7	-	34	
P - Thornton, 1 run (Bahr kick)					13/62	1- 7:02	
P - Stallworth, 17 pass from Bradshaw (kick blocked)					9/62	1-11:03	
P - Swann, 20 pass from Bradshaw (Bahr kick)					6/56	1-14:09	
M - Harris, 7 pass from Griese (von Schamann kick)					2/11	3- 3:55	
P - Bleier, 1 run (Bahr kick)					12/69	3- 8:58	
P - Harris, 5 run (Bahr kick)					9/43	4- 5:56	
M - Csonka, 1 run (von Schamann kick)					13/76	4-11:53	

ATT. - 50,214

	Miami	Pittsburgh
First Downs Total-Rush.-Pass.-Pen.	16-2-11-3	27-14-12-1
Total Yards-Plays-Average	249-65-3.8	379-72-5.3
Rushes-Yards-Average	22-25-1.1	40-159-3.9

	Miami	Pittsburgh
Net Yards Passing-Times Thrown-Yards Lost	224-3-19	220-1-10
Passes Attempted-Completed-Intercepted	40-22-2	31-21-0
Punts/Number-Average	4-36.3	2-29.5
Penalties Number-Yards	4-35	8-41
Fumbles/Number-Lost	0-0	3-3

INDIVIDUAL STATISTICS

RUSHING – Miami: Csonka 10-20, 1 TD; Davis 2-12; Griese 1-1; Williams 8-1; Roberts 1-(-9).
Pittsburgh: Harris 21-83, 1 TD; Thornton 12-52, 1 TD; Hawthorne 2-15; Bleier 4-13, 1 TD; Anderson 1-(-4).

PASSING – Miami: Griese 26-14-1, 118 yards, 1 TD; Strock 14-8-1, 125 yards, 0 TDs.

Pittsburgh: Bradshaw 31-21-0, 230 yards, 2 TDs.

RECEIVING – Miami: Williams 6-26; Moore 5-93; Harris 3-61, 1 TD; Nathan 3-27; Davis 2-24; Hardy 2-12; Torrey 1-0.

Pittsburgh: Stallworth 6-86, 1 TD; Harris 5-32; Smith 4-41; Swann 3-37, 1 TD; Thornton 3-34.

INTERCEPTIONS – Miami: None.

Pittsburgh: Winston 1-3; Woodruff 1-0.

SACKS – Miami: Barisich 0.5; Den Herder 0.5.

Pittsburgh: Dunn 1.5; Greene 1; Lambert 0.5.

MISSED FIELD GOALS – Miami: None.

Pittsburgh: None.

1981 AFC PLAYOFF

CHARGERS 41, DOLPHINS 38 (OT) January 2, 1982

Orange Bowl
Miami, FL

A record-setting showcase of the passing game resulted in NFL playoff marks for most points (79), most total yards (1,036) and most drama as the San Diego Chargers outlasted the Dolphins 41-38 in overtime. "The Miracle That Died" was the Miami Herald headline after the Dolphins rallied behind reserve quarterback Don Strock to overcome a 24-point deficit. The Pro Football Hall of Fame voted the contest as the "NFL's Game of the '80s." Strock completed 29 of 43 passes for 403 yards and four touchdowns, spurring the Dolphins to a 38-31 lead. A 12-yard sweep by Tony Nathan on the first play of the fourth quarter put the Dolphins on top. But Charger quarterback Dan Fouts, who passed for an NFL record 4,802 yards during the season, led an 82-yard drive capped by a 9-yard pass to James Brooks to tie the game with 58 seconds remaining. Five players had more than 100 yards in receptions, topped by Charger tight end Kellen Winslow with 13 catches for 166 yards. Fouts, who finished with 433 yards on 33 of 53 marksmanship, hooked up with Charlie Joiner for 39 yards to the Dolphin 10-yard line. Rolf Benirschke then kicked a 29-yard field goal to end the struggle after 13:52 of overtime. Benirschke had missed a 27-yard attempt eight minutes earlier, and Miami's Uwe von Schamann had two attempts blocked – a 43-yarder on the last play of regulation and a 35-yarder after 11:27 of overtime. It was the first game in NFL history in which two quarterbacks passed for more than 400 yards.

SAN DIEGO	24	0	7	7	3	–	41
MIAMI	0	17	14	7	0	–	38

SD – FG Benirschke 32	9/64	1- 5:11
SD – Chandler, 56 punt return (Benirschke kick)		1- 7:36
SD – Muncie, 1 run (Benirschke kick)	7/29	1-11:02
SD – Brooks, 8 pass from Fouts (Benirschke kick)	3/11	1-13:29
M – FG von Schamann 34	10/63	2- 6:29
M – Rose, 1 pass from Strock (von Schamann kick)	7/39	2-12:15
M – Nathan, 25 run after lateral from Harris who caught 15 pass from Strock (von Schamann kick)	4/63	2-15:00
M – Rose, 15 pass from Strock (von Schamann kick)	8/74	3- 4:10
SD – Winslow, 25 pass from Fouts (Benirschke kick)	6/60	3-10:45
M – Hardy, 50 pass from Strock (von Schamann kick)	6/83	3-13:32
M – Nathan, 12 run (von Schamann kick)	2/15	4- 0:07
SD – Brooks, 9 pass from Fouts (Benirschke kick)	10/82	4-14:02
SD – FG Benirschke 29	6/74	OT-13:52

ATT. – 73,735

San Diego	Miami
34-10-21-3	25-3-21-1
564-85-6.6	472-79-6.0
29-149-5.1	28-78-2.8
415-2-18	394-3-29
54-33-1	48-31-2
4-40.3	5-42.0
9-55	7-50
3-3	2-1

First Downs Total-Rush.-Pass.-Pen.	
Total Yards-Plays-Average	
Rushes-Yards-Average	
Net Yards Passing-Times Thrown-Yards Lost	
Passes Attempted-Completed-Intercepted	
Punts/Number-Average	
Penalties/Number-Yards	
Fumbles/Number-Lost	

INDIVIDUAL STATISTICS

RUSHING – Miami: Nathan 14-48, 1 TD; Woodley 1-10; Hill 3-8; Vigorito 1-6; Franklin 9-6.

San Diego: Muncie 24-120, 1 TD; Brooks 3-19; Fouts 2-10.

PASSING – Miami: Strock 43-29-1, 403 yards, 4 TDs; Woodley 5-2-1, 20 yards, 0 TDs.

San Diego: Fouts 53-33-1, 433 yards, 3 TDs; Muncie 1-0-0, 0 yards, 0 TDs.

RECEIVING – Miami: Nathan 9-114, 1 TD; Harris 6-106; Hardy 5-89, 1 TD; Rose 4-37, 2 TDs; Cefalo 3-62; Vigorito 2-12; Hill 2-3.

San Diego: Winslow 13-166, 1 TD; Joiner 7-108; Chandler 6-106; Brooks 4-31, 2 TDs; Muncie 2-5; Scales 1-17.

INTERCEPTIONS – Miami: L. Blackwood 1-8.

San Diego: Edwards 1-35; Buchanan 1-0.

SACKS – Miami: Bokamper 2.

San Diego: Johnson 2; Jones 1.

MISSED FIELD GOALS – Miami: von Schamann 43(S), 34(B).

San Diego: Benirschke 55(WR), 27(WL).

1982 AFC PLAYOFF (first round)

DOLPHINS 28, PATRIOTS 13

January 8, 1983

Orange Bowl

Miami, FL

For the first time in nine years, the Miami Dolphins won a playoff game, defeating the New England Patriots 28-13. Dolphin QB David Woodley had one of his finest games, completing 16 of 19 passes for 246 yards and two TDs. He was a perfect 8-8 in the second half. The Dolphins had not experienced a playoff win since January 13, 1974, when they downed Minnesota in Super Bowl VIII. The Dolphins took command in the second quarter, putting together back-to-back TD drives of 76 and 79 yards that turned a 3-0 deficit into a 14-3 halftime advantage. The four Miami TDs came on a pair of two-yard passes from David Woodley to tight end Bruce Hardy, a one-yard run by Andra Franklin and Woody Bennett's two-yard burst up the middle. Franklin finished with 112 yards on 26 carries, but lost the ball three times on fumbles. Two of those fumbles resulted in John Smith field goals of 23 and 42 yards for New England.

NEW ENGLAND	0	3	3	7	-	13
MIAMI	0	14	7	7	-	28

NE – FG Smith 23	8/24	2- 3:07
M – Hardy, 2 pass from Woodley (von Schamann kick)	9/76	2- 8:24
M – Franklin, 1 run (von Schamann kick)	9/79	2-12:52
NE – FG Smith 42	8/38	3- 7:56
M – Bennett, 2 run (von Schamann kick)	11/74	3-13:59
M – Hardy, 2 pass from Woodley (von Schamann kick)	8/62	4- 6:05
NE – Hasselbeck, 22 pass from Grogan (Smith kick)	6/80	4- 9:38

ATT. - 68,842

	New England	Miami
First Downs/Total-Rush.-Pass.-Pen.	14-6-8-0	27-12-14-1
Total Yards-Plays-Average	237-52-4.6	448-66-6.8
Rushes-Yards-Average	18-77-4.3	45-214-4.8
Net Yards Passing-Times Thrown-Yards Lost	160-4-29	234-2-12
Passes Attempted-Completed-Intercepted	30-16-2	19-16-0
Punts/Number-Average	5-43.6	1-51.0
Penalties/Number-Yards	4-27	2-15
Fumbles/Number-Lost	1-1	3-3

INDIVIDUAL STATISTICS

RUSHING – Miami: Franklin 26-112, 1 TD; Nathan 12-71; Woodley 1-16; Bennett 5-10, 1 TD; Vigorito 1-5.

New England: van Eeghen 9-40; Collins 7-35; Tatupu 1-4; Morgan 1-(-2).

PASSING – Miami: Woodley 19-16-0, 246 yards, 2 TDs.

New England: Grogan 30-16-2, 189 yards, 1 TD.

RECEIVING – Miami: Nathan 5-68; Hardy 3-23, 2 TDs; Rose 2-47; Vigorito 2-40; Cefalo 2-27; Harris 1-36; Diana 1-5.

New England: Hasselbeck 7-87, 1 TD; Dawson 4-49; Collins 1-17; Toler 1-16; Brown 1-8; Johnson 1-7; van Eeghen 1-5.

INTERCEPTIONS – Miami: McNeal 1-16; Small 1-0.

New England: None.

SACKS – Miami: Rhone 1, Bokamper 1; Baumhower 1; Duhe 1.

New England: Owens 2.

MISSED FIELD GOALS – Miami: von Schamann 52(WR).

New England: None.

1982 AFC PLAYOFF (second round)

DOLPHINS 34, CHARGERS 13
January 16, 1983

Orange Bowl
Miami, FL

The Dolphins choked off the famed Charger offense and won 34-13. The Dolphin defense stopped the San Diego offense, holding it to a total of 247 yards – 203 yards below its league-leading average - while holding the Chargers scoreless in the second half. Dolphin defenders intercepted QB Dan Fouts five times, sacked him three times and held the Chargers to 15 completions for 191 yards – their lowest output since a January, 1982, playoff game in the ice at Cincinnati. The Dolphin offense kept Fouts and Company on the sideline by utilizing ball control that produced 80 plays to San Diego's 54 and an overwhelming time of possession advantage; the Dolphins had the ball for 40:46 to the Chargers' 19:14. Dolphin QB David Woodley guided his team to a 214-yard ground attack while connecting on 17-22 passes for 195 yards and two TDs. Woodley opened the scoring with a three-yard pass to Nat Moore in the first quarter and made it 14-0 by directing Miami 89 yards on 13 plays. Charger kickoff returner Hank Bauer fumbled a kickoff which was recovered by Uwe von Schamann at the Charger 23-yard line. Seven plays later, Woodley hit tight end Ronnie Lee on a six-yard look-in pass for the score. On the next kickoff, Dolphin rookie Rich Diana recovered a fumble by the Chargers' James Brooks, but this time Miami had to settle for a 29-yard von Schamann field goal. The Chargers scored two late TDs, one on a 28-yard pass from Fouts to Charlie Joiner and the other on Chuck Muncie's one-yard dive that ended the San Diego scoring. Von Schamann added a second field goal shortly before the end of the first half and Woodley scored on a seven-yard QB draw early in the fourth quarter.

SAN DIEGO	0	13	0	0	-	13
MIAMI	7	20	0	7	-	34

M – Moore, 3 pass from Woodley (von Schamann kick)	5/26	1- 6:52
M – Franklin, 3 run (von Schamann kick)	13/89	2- 1:28
M – Lee, 6 pass from Woodley (von Schamann kick)	7/23	2- 4:31
M – FG von Schamann 24	7/30	2- 7:15
SD – Joiner, 28 pass from Fouts (kick failed)	3/28	2-11:14
M – FG von Schamann 23	7/70	2-13:55
SD – Muncie, 1 run (Benirschke kick)	5/76	2-14:38
M – Woodley, 7 run (von Schamann kick)	8/62	4- 0:42

ATT. – 71,383

	San Diego	Miami
First Downs/Total-Rush.-Pass.-Pen.	17-5-9-3	29-15-11-3
Total Yards-Plays-Average	247-54-4.6	413-80-5.2
Rushes-Yards-Average	17-79-4.6	56-214-3.8
Net Yards Passing-Times Thrown-Yards Lost	168-3-23	199-1-16
Passes Attempted-Completed-Intercepted	34-15-5	23-18-1
Punts/Number-Average	4-41.3	3-40.3
Penalties/Number-Yards	7-62	6-70
Fumbles/Number-Lost	3-2	2-1

INDIVIDUAL STATISTICS

RUSHING – Miami: Franklin 23-96, 1 TD; Nathan 19-83; Woodley 3-14, 1 TD; Bennett 7-14; Orosz 1-11; Vigorito 1-2; Jensen 2-(-6).

San Diego: Muncie 11-62, 1 TD; Brooks 3-9; Fouts 2-3; Capelletti 1-5.

PASSING – Miami: Woodley 22-17-1, 195 yards, 2 TDs; Nathan 1-1-0, 20 yards, 0 TDs.

San Diego: Fouts 34-15-5, 191 yards, 1 TD.

RECEIVING – Miami: Nathan 8-55; Hardy 3-45; Cefalo 2-69; Vigorito 2-22; Harris 1-15; Lee 1-6, 1 TD; Moore 1-3, 1 TD.

San Diego: Muncie 6-53; Chandler 2-38; Brooks 2-25; Sievers 2-21; Joiner 1-28, 1 TD; Winslow 1-18; Holohan 1-8.

INTERCEPTIONS – Miami: G. Blackwood 2-19; McNeal 1-20; Small 1-16; L. Blackwood 1-(-1).

San Diego: Fox 1-18.

SACKS – Miami: Duhe 2; Bokamper 1.

San Diego: Ferguson 1.

MISSED FIELD GOALS – Miami: None.

San Diego: None.

1982 AFC CHAMPIONSHIP

DOLPHINS 14, JETS 0
January 23, 1983

Orange Bowl
Miami, FL

For the third time in as many games in 1982, the Miami Dolphins defeated the New York Jets, this time on a rainy, mud-soaked Orange Bowl field. The Dolphins set an AFC Championship Game record by holding the Jets to 139 total yards. A.J. Duhe set an AFC playoff record with three interceptions, including one he returned for a 35-yard TD. The Dolphins set an NFL record by being

the first team to have defeated the same team three times in a season – two times during the regular season and once in a playoff game. On nine occasions since the AFL-NFL merger, teams had met three times in a season – but no team had won all three games. Before a crowd of 67,396, the Dolphins' Woody Bennett rumbled seven yards up the middle to score the only points the Dolphins would need. That came in the third quarter after the teams had trudged through a scoreless first half on the soggy Prescription Athletic Turf.

N.Y. JETS	0	0	0	0	–	0
MIAMI	0	0	7	7	–	14

M – Bennett, 7 run (von Schamann kick) 7/48 3- 2:05
M – Duhe, 35 interception return (von Schamann kick) 4- 2:08

ATT. – 67,396

	N.Y. Jets	Miami
First Downs Total-Rush.-Pass.-Pen.	10-2-6-2	13-7-5-1
Total Yards-Plays-Average	139-65-2.1	198-66-3.0
Rushes-Yards-Average	24-62-2.6	41-138-3.4
Net Yards Passing-Times Thrown-Yards Lost	77-4-26	60-4-27
Passes Attempted-Completed-Intercepted	37-15-5	21-9-3
Punts/Number-Average	10-35.7	10-33.3
Penalties/Number-Yards	6-42	3-15
Fumbles/Number-Lost	1-0	3-1

INDIVIDUAL STATISTICS

RUSHING – Miami: Woodley 8-46; Franklin 13-44; Nathan 7-24; Bennett 13-24, 1 TD.

N.Y. Jets: McNeil 17-46; Todd 4-10; Augustyniak 2-5; Dierking 1-1.

PASSING – Miami: Woodley 21-9-3, 87 yards, 0 TDs.

N.Y. Jets: Todd 37-15-5, 103 yards, 0 TDs.

RECEIVING – Miami: Vigorito 3-29; Harris 2-28; Nathan 2-4; Rose 1-20; Lee 1-6.

N.Y. Jets: Harper 4-14; Jones 3-35; Barkum 2-20; Augustyniak 2-12; McNeil 1-9; Gaffney 1-7; Dierking 1-6; Walker 1-0.

INTERCEPTIONS – Miami: Duhe 3-36, 1 TD; Small 1-8; G. Blackwood 1-4.

N.Y. Jets: Schroy 2-1; Buttle 1-0.

SACKS – Miami: Bokamper 2, Brudzinski 1, Baumhower 1.

N.Y. Jets: Gastineau 2, Lyons 1, Neil 1.

MISSED FIELD GOALS – Miami: None.

N.Y. Jets: None.

SUPER BOWL XVII

REDSKINS 27, DOLPHINS 17
January 30, 1983

Rose Bowl
Pasadena, CA

The Washington Redskins, behind the power running of John Riggins, came from behind to win Super Bowl XVII in the famed Rose Bowl, beating Miami 27-17. Before the second-largest crowd for a Super Bowl – 103,667 fans – the Redskins took the lead for the first time with a little more than 10 minutes left on the clock. The game was marked by a Super Bowl record performance by Fulton Walker, who returned four kickoffs 190 yards, including a 98-yard TD that gave Miami a 17-10 halftime lead. It was the first kickoff returned for a TD in Super Bowl history and the longest kickoff return in playoff history. Riggins ran up 166 yards on 38 carries, both Super Bowl records. On a short-yardage play – fourth-and-one from the Redskin 43 with 10:01 to play – Riggins broke a tackle and scored on a 43-yard run. Riggins accounted for 181 total yards, five more yards than the entire Miami offense could manage in the game. In the first quarter, Miami jumped to a quick lead with a 76-yard David Woodley to Jimmy Cefalo pass for a TD.

MIAMI	7	10	0	0	–	17
WASHINGTON	0	10	3	14	–	27

M – Cefalo, 76 pass from Woodley (von Schamann kick) 2/80 1- 6:49
W – FG Moseley 31 7/32 2- 0:21
M – FG von Schamann 20 13/50 2- 9:00
W – Garrett, 4 pass from Theismann (Moseley kick) 11/80 2-13:09
M – Walker, 98 kickoff return (von Schamann kick) 2-13:22
W – FG Moseley 20 6/61 3- 6:51
W – Riggins, 43 run (Moseley kick) 4/52 4- 4:59
W – Brown, 6 pass from Theismann (Moseley kick) 12/41 4-13:05

ATT. – 103,667

	Miami	Washington
First Downs Total-Rush.-Pass.-Pen.	9-7-2-0	24-14-9-1
Total Yards-Plays-Average	176-47-3.7	400-78-5.1
Rushes-Yards-Average	29-96-3.3	52-276-5.3
Net Yards Passing-Times Thrown-Yards Lost	80-1-17	124-3-19

	Miami	Washington
Passes Attempted-Completed-Intercepted	17-4-1	23-15-2
Punts/Number-Average	6-37.8	4-42.0
Penalties/Number-Yards	4-55	5-36
Fumbles/Number-Lost	2-1	0-0

INDIVIDUAL STATISTICS

RUSHING – Miami: Franklin 16-49; Nathan 7-26; Woodley 4-16; Vigorito 1-4; Harris 1-1.

Washington: Riggins 38-166, 1 TD; Garrett 1-44; Harmon 9-40; Theismann 3-20; Walker 1-6.

PASSING – Miami: Woodley 14-4-1, 97 yards, 1 TD; Strock 3-0-0, 0 yards, 0 TDs.

Washington: Theismann 23-15-2, 143 yards, 2 TDs.

RECEIVING – Miami: Cefalo 2-82, 1 TD; Harris 2-15.

Washington: Brown 6-60, 1 TD; Warren 5-28; Garrett 2-13, 1 TD; Walker 1-27; Riggins 1-15.

INTERCEPTIONS – Miami: Duhe 1-0; L. Blackwood 1-0.

Washington: Murphy 1-0.

SACKS – Miami: Baumhower 1; Gordon 1; Rhone 1.

Washington: Manley 1.

MISSED FIELD GOALS – Miami: None.

Washington: None.

1983 AFC PLAYOFF

SEAHAWKS 27, DOLPHINS 20

December 31, 1983

Orange Bowl

Miami, FL

The Miami Dolphins saw their season end on a sour note as they lost a 27-20 decision to the Seattle Seahawks in the first round of the AFC playoffs. Before 71,032 fans in the Orange Bowl, Dolphin rookie quarterback Dan Marino returned from his December 4 knee injury. On their second possession, the Dolphins launched a 12-play, 80-yard drive ending with a 19-yard TD pass from Marino to tight end Dan Johnson (PAT missed). A 59-yard return by Zachary Dixon on the ensuing kickoff led to a six-yard scoring toss from Seattle's Dave Krieg to Cullen Bryant with the extra point, giving the Seahawks a one point lead. Miami immediately retaliated, using a 17-yard Marino to Mark Duper hook-up to pave the way for a 32-yard circus catch by Duper for the touchdown. Early in the third quarter, a David Overstreet fumble in Seattle territory set the Seahawks up for a 55-yard TD march featuring a 28-yard completion from Krieg to Paul Johns, and culminating in a one-yard run by Curt Warner. Norm Johnson's 27-yard field goal early in the fourth quarter gave Seattle a 17-13 lead. The Dolphins managed to regain the lead at 20-17 following a Gerald Small interception (18-yard return) and Woody Bennett's two-yard run with only 3:43 remaining. However, the lead was shortlived as the Seahawks came right back to score on Warner's short run following a pair of Krieg to Steve Largent completions for a total of 56 yards. Miami's Fulton Walker then fumbled the Seattle kickoff, thus leading to a 37-yard Johnson field goal. Another Walker kickoff fumble iced the game for the Seahawks, who were participating in the playoffs for the first time in their eight-year history.

SEATTLE	0	7	7	13	–	27
MIAMI	0	13	0	7	–	20

M	– Johnson, 19 pass from Marino (kick failed)	12/80	2- 2:23
S	– C. Bryant, 6 pass from Krieg (N. Johnson kick)	6/38	2- 5:41
M	– Duper, 32 pass from Marino (von Schamann kick)	7/74	2- 9:17
S	– Warner, 1 run (N. Johnson kick)	8/55	3- 8:34
S	– FG N. Johnson 27	9/40	4- 4:18
M	– Bennett, 2 run (von Schamann kick)	3/16	4-11:17
S	– Warner, 2 run (N. Johnson kick)	5/66	4-13:12
S	– FG N. Johnson 37	4/8	4-13:45

ATT. – 71,032

	Seattle	Miami
First Downs Total-Rush.-Pass.-Pen.	21-12-9-0	21-9-11-1
Total Yards-Plays-Average	334-72-4.6	321-56-5.7
Rushes-Yards-Average	42-151-3.6	30-128-4.3
Net Yards Passing-Times Thrown-Yards Lost	183-1-9	193-0-0
Passes Attempted-Completed-Intercepted	29-15-1	26-15-2
Punts/Number-Average	4-38.0	4-35.5
Penalties/Number-Yards	2-15	5-30
Fumbles/Number-Lost	0-0	3-3

INDIVIDUAL STATISTICS

RUSHING – Miami: Overstreet 9-50; Bennett 7-31, 1 TD; Franklin 6-28; Nathan 8-19.

Seattle: Warner 29-113, 2 TDs; C. Bryant 5-22; Hughes 4-21; Krieg 4-(-5).

PASSING – Miami: Marino 25-15-2, 193 yards, 2 TDs; Clayton 1-0-0, 0 yards, 0 TDs.

Seattle: Krieg 28-15-1, 192 yards, 1 TD; Zorn 1-0-0, 0 yards, 0 TDs.

RECEIVING – Miami: Duper 9-117, 1 TD; Johnson 2-29, 1 TD; Moore 2-26; Rose 1-15; Nathan 1-6.

Seattle: Warner 5-38; Johns 4-60; Largent 2-56; Doornink 2-26; C. Bryant 2-12, 1 TD.

INTERCEPTIONS – Miami: Small 1-18.

Seattle: Harris 1-0; Justin 1-0.

SACKS – Miami: Baumhower 1.

Seattle: None.

MISSED FIELD GOALS – Miami: None.

Seattle: N. Johnson 48(B).

1984 AFC PLAYOFF

DOLPHINS 31, SEAHAWKS 10
December 29, 1984

Orange Bowl
Miami, FL

The Miami Dolphins, led by quarterback Dan Marino's three touchdown passes and a defense that shut out the opposition in three of four quarters, defeated the Seattle Seahawks 31-10 before 73,469 fans in the Orange Bowl. The Dolphins moved in front on their second possession and stayed there. Running back Tony Nathan keyed the 68-yard drive by gaining 38 yards on four carries, including the touchdown on a 14-yard run. A 26-yard Marino to Mark Clayton completion was the long play of the scoring march. A 32-yard interception return by Seattle's John Harris and a 25-yard pass from Dave Krieg to Steve Largent paved the way for Norm Johnson's 27-yard field goal that cut Miami's lead to 7-3. The Dolphins, however, came right back to score on their next series as a 20-yard reception by Woody Bennett preceded Marino's 34-yard scoring hook-up with Jimmy Cefalo. The Seahawks made it 14-10 at halftime when Largent scored on a 56-yard catch-and-run play. After Miami's defense had stopped Seattle on the Dolphin 24-yard line to open the second half, the Dolphins embarked on a 13-play, 76-yard TD drive that included a Bruce Hardy touchdown catch from three yards out. After the Seahawks' Jeff West managed just a seven-yard punt, Clayton made an acrobatic catch on a tipped ball in the end zone for a 33-yard TD. Miami closed out the scoring on Uwe von Schamann's 37-yard field goal in a drive that featured a 32-yard Marino to Hardy pass.

SEATTLE	0	10	0	0	-	10
MIAMI	7	7	14	3	-	31

M – Nathan, 14 run (von Schamann kick)	8/68	1-10:51
S – FG Johnson 27	7/29	2- 1:24
M – Cefalo, 34 pass from Marino (von Schamann kick)	4/60	2- 4:07
S – Largent, 56 pass from Krieg (Johnson kick)	4/70	2-11:37
M – Hardy, 3 pass from Marino (von Schamann kick)	13/76	3-10:35
M – Clayton, 33 pass from Marino (von Schamann kick)	2/33	3-12:35
M – FG von Schamann 37	8/69	4- 3:32

ATT. – 73,469

	Seattle	Miami
First Downs Total-Rush.-Pass.-Pen.	8-2-6-0	22-8-12-2
Total Yards-Plays-Average	267-55-4.9	405-70-5.8
Rushes-Yards-Average	18-51-2.8	36-143-4.0
Net Yards Passing-Times Thrown-Yards Lost	216-2-18	262-0-0
Passes Attempted-completed-Intercepted	35-20-0	34-21-2
Punts/Number-Average	7-37.0	3-37.0
Penalties/Number-Yards	4-20	1-5
Fumbles/Number-Lost	1-1	0-0

INDIVIDUAL STATISTICS

RUSHING – Miami: Nathan 18-76, 1 TD; Bennett 11-41; P. Johnson 6-22; Carter 1-4.

Seattle: Doornink 10-35; Hughes 7-14; Krieg 1-2.

PASSING – Miami: Marino 34-21-2, 262 yards, 3 TDs.

Seattle: Krieg 35-20-0, 234 yards, 1 TD.

RECEIVING – Miami: Clayton 5-75, 1 TD; Nathan 4-20; Hardy 3-48, 1 TD; Duper 3-32; Cefalo 2-43, 1 TD; Moore 2-11; Bennett 1-20; Rose 1-13.

Seattle: Largent 6-128, 1 TD; Doornink 6-23; Turner 3-38; Skansi 2-31; Hughes 1-8; C. Young 1-5; Krieg 1-1.

INTERCEPTIONS – Miami: None.

Seattle: Harris 2-45.

SACKS – Miami: Betters 1; Brudzinski 1.

Seattle: None.

MISSED FIELD GOALS – Miami: von Schamann 43(WR), 37(WL).

Seattle: N. Johnson 41(WL).

1984 AFC CHAMPIONSHIP

DOLPHINS 45, STEELERS 28
January 6, 1985

Orange Bowl
Miami, FL

The Miami Dolphins, led by Dan Marino's 421 yards passing (four touchdowns) and Mark Duper's 148 yards receiving, advanced to Super Bowl XIX by defeating the Pittsburgh Steelers 45-28 in the AFC Championship Game before 76,029 fans in the Orange Bowl. The Dolphins scored on their first offensive

series as they moved 67 yards in four plays following a William Judson interception, with the TD coming on a 40-yard pass from Marino to Mark Clayton. Pittsburgh's first score came on Rich Erenberg's seven-yard run that had been set up by Walter Abercrombie's 38 yards gained in the 66-yard march. A 26-yard Uwe von Schamann field goal preceded a 65-yard toss from the Steelers' Mark Malone to John Stallworth that gave Pittsburgh a 14-10 lead. The Dolphins then scored two TDs in the final 2:52 of the first half, the first score coming on a 41-yard reception by Duper. After Lyle Blackwood's interception, Marino hit TE Joe Rose for a 28-yard gain before Tony Nathan gave the Dolphins a 24-14 lead on a two-yard run. Miami then scored on its first three second-half possessions, leading off with Marino's 36-yard scoring strike to Duper. The Steelers closed the gap to 31-21 on Malone's 19-yarder to Stallworth (33-yarder to Louis Lipps in drive). Completions to Duper (41 yards), Nathan (20 yards) and Nat Moore (28 yards) then led to a one-yard TD dive by Woody Bennett. Moore then caught a six-yard touchdown pass before Wayne Capers closed out the scoring with a 29-yard TD reception.

PITTSBURGH	7	7	7	7	-	28
MIAMI	7	17	14	7	-	45

M	– Clayton 40 pass from Marino (von Schamann kick)	4/67	1- 7:15
P	– Erenberg, 7 run (Anderson kick)	7/66	1-11:30
M	– FG von Schamann 26	8/55	2- 5:56
P	– Stallworth, 65 pass from Malone (Anderson kick)	3/71	2-12:08
M	– Duper, 41 pass from Marino (von Schamann kick)	5/77	2-13:30
M	– Nathan, 2 run (von Schamann kick)	5/35	2-14:24
M	– Duper, 36 pass from Marino (von Schamann kick)	4/78	3- 1:48
P	– Stallworth, 19 pass from Malone (Anderson kick)	9/72	3- 7:05
M	– Bennett, 1 run (von Schamann kick)	10/80	3-13:20
M	– Moore, 6 pass from Marino (von Schamann kick)	9/66	4- 3:55
P	– Capers, 29 pass from Malone (Anderson kick)	5/84	4-14:35

ATT. – 76,029

	Pittsburgh	Miami
First Downs/Total-Rush.-Pass.-Pen.	22-8-14-0	28-10-18-0
Total Yards-Plays-Average	455-68-6.7	569-71-8.0
Rushes-Yards-Average	32-143-4.5	38-134-3.5
Net Yards Passing-Times Thrown-Yards Lost	312-0-0	435-0-0
Passes Attempted-Completed-Intercepted	36-20-3	33-22-1
Punts/Number-Average	3-43.7	2-42.5
Penalties/Number-Yards	3-30	3-25
Fumbles/Number-Lost	2-1	1-1

INDIVIDUAL STATISTICS

RUSHING – Miami: Nathan 19-64, 1 TD; P. Johnson 10-39; Bennett 8-33, 1 TD; Strock 1-(-2).

Pittsburgh: Abercrombie 15-68; Pollard 11-48; Erenberg 6-27, 1 TD.

PASSING – Miami: Marino 32-21-1, 421 yards, 4 TDs; Nathan 1-1-0, 14 yards, 0 TDs.

Pittsburgh: Malone 36-20-3, 312 yards, 3 TDs.

RECEIVING – Miami: Nathan 8-114; Duper 5-148, 2 TDs; Clayton 4-95, 1 TD; Moore 2-34, 1 TD; Hardy 2-16; Rose 1-28.

Pittsburgh: Erenberg 5-59; Stallworth 4-111, 2 TDs; Lipps 3-45; Sweeney 3-42; Pollard 3-13; Capers 1-29, 1 TD; Abercrombie 1-13.

INTERCEPTIONS – Miami: Judson 1-34; G. Blackwood 1-4; L. Blackwood 1-4.

Pittsburgh: Shell 1-18.

SACKS – Miami: None.

Pittsburgh: None.

MISSED FIELD GOALS – Miami: von Schamann 52(S).

Pittsburgh: Anderson 53(WR).

SUPER BOWL XIX

49ERS 38, DOLPHINS 16
January 20, 1985

Stanford Stadium
Palo Alto, CA

The Miami Dolphins, unable to score in the game's final two quarters, dropped a 38-16 decision to the San Francisco 49ers in Super Bowl XIX before 84,059 fans in Stanford Stadium. The Dolphins were outgained in the contest by a 537-314 margin with the 49ers maintaining possession for 37:11. Miami opened the scoring on its first possession as Uwe von Schamann converted a 37-yard field goal (key play – Dan Marino's 25-yard completion to Tony Nathan). San Francisco jumped ahead 7-3 when QB Joe Montana led the Niners on an eight-play, 78-yard drive that culminated in a 33-yard TD toss to Carl Monroe. The Dolphins scored their only touchdown of the game on their next series as two Marino completions to Mark Clayton (18, 13 yards) and a 21-yarder to Dan Johnson paved the way for Johnson's two-yard scoring catch. Touchdown runs of eight and two yards by Roger Craig and Montana's six-yard scamper gave San Francisco a 28-10 lead. Von Schamann then connected on field goals of 31 and 30 yards in the final 12 seconds of the first half to close the Dolphin deficit to 28-16. The 49ers upped their lead on their initial second-half possession on Ray Wersching's 27-yard field goal, before closing out the scoring on Craig's 16-yard scoring reception (key play – 40-yard Montana to Wendell Tyler pass play).

MIAMI	10	6	0	0	—	16
SAN FRANCISCO	7	21	10	0	—	38

M — FG von Schamann 37	7/45	1- 7:36
SF — Monroe, 33 pass from Montana (Wersching kick)	8/78	1-11:48
M — Johnson, 2 pass from Marino (von Schamann kick)	6/70	1-14:15
SF — Craig, 8 pass from Montana (Wersching kick)	4/47	2- 3:26
SF — Montana, 6 run (Wersching kick)	6/55	2- 8:02
SF — Craig, 2 run (Wersching kick)	9/52	2-12:55
M — FG von Schamann 31	12/72	2-14:48
M — FG von Schamann 30	1/0	2-15:00
SF — FG Wersching 27	10/43	3- 4:48
SF — Craig, 16 pass from Montana (Wersching kick)	5/70	3- 8:42

ATT. — 84,059

	Miami	San Francisco
First Downs Total-Rush.-Pass.-Pen.	19-2-17-0	31-16-15-0
Total Yards-Plays-Average	314-63-5.0	537-76-7.1
Rushes-Yards-Average	9-25-2.8	40-211-5.3
Net Yards Passing-Times Thrown-Yards Lost	289-4-29	326-1-5
Passes Attempted-Completed-Intercepted	50-29-2	35-24-0
Punts/Number-Average	6-39.3	3-32.7
Penalties/Number-Yards	1-10	2-10
Fumbles/Number-Lost	1-0	2-2

INDIVIDUAL STATISTICS

RUSHING — Miami: Nathan 5-18; Bennett 3-7; Marino 1-0.

San Francisco: Tyler 13-65; Montana 5-59, 1 TD; Craig 15-58, 1 TD; Harmon 5-20; Solomon 1-5; Cooper 1-4.

PASSING — Miami: Marino 50-29-2, 318 yards, 1 TD.

San Francisco: Montana 35-24-0, 331 yards, 3 TDs.

RECEIVING — Miami: Nathan 10-83; Clayton 6-92; Rose 6-73; Johnson 3-28, 1 TD; Moore 2-17; Cefalo 1-14; Duper 1-11.

San Francisco: Craig 8-82, 2 TDs; Clark 5-72; Francis 5-60; Tyler 4-70; Monroe 1-33, 1 TD; Solomon 1-14.

INTERCEPTIONS — Miami: None.

San Francisco: Wright 1-0; Williamson 1-0.

SACKS — Miami: Betters 1.

San Francisco: Board 2; Johnson 1; Tuiasosopo 1.

MISSED FIELD GOALS — Miami: None.

San Francisco: None.

1985 AFC PLAYOFF

DOLPHINS 24, BROWNS 21
January 4, 1986

Orange Bowl
Miami, FL

Most people had not given them much of a chance to win, but the 8-8 Cleveland Browns nearly upset the 12-4 Dolphins in the Orange Bowl. It would take two Ron Davenport touchdowns in the final 17 minutes to send Miami to a 24-21 victory and the AFC Championship Game against New England the following week. Fuad Reveiz put the Dolphins on the board early with a 51-yard field goal on Miami's first drive of the game. But Cleveland came back to score 21 unanswered points, and held a 21-3 advantage midway through the third quarter. Cleveland rookie quarterback Bernie Kosar, who had played two college seasons in the Orange Bowl for the University of Miami, hit Ozzie Newsome with a 16-yard touchdown pass for the Browns first points of the day. Earnest Byner (16-161) ran in from 21 yards out just before the half, and then he broke a 66-yard touchdown jaunt 3:38 into the second half. Just like that, the improbable began to look possible. Dan Marino connected with Nat Moore for a six-yard touchdown pass just over six minutes later and Miami had closed the margin to 21-10. Then it was time for Davenport (6-48) to show his stuff. First, he hit the hole for a 31-yard touchdown run late in the third period and then he closed the scoring and put Miami up for good, going over from one yard out with just 1:57 remaining in the game.

CLEVELAND	7	7	7	0	—	21
MIAMI	3	0	14	7	—	24

M — FG Reveiz 51	5/25	1- 4:26
C — Newsome, 16 pass from Kosar (Bahr kick)	10/82	1-13:36
C — Byner, 21 run (Bahr kick)	8/55	2-14:02
C — Byner, 66 run (Bahr kick)	4/80	3- 3:38
M — N. Moore, 6 pass from Marino (Reveiz kick)	13/74	3- 9:47
M — Davenport, 31 run (Reveiz kick)	5/48	3-13:19
M — Davenport, 1 run (Reveiz kick)	9/73	4-13:03

ATT. – 75,128

	Cleveland	Miami
First Downs Total-Rush.-Pass.-Pen.	17-11-5-1	20-6-13-1
Total Yards-Plays-Average	313-57-5.5	330-64-5.2
Rushes-Yards-Average	37-251-6.8	19-92-4.8
Net Yards Passing-Times Thrown-Yards Lost	62-1-4	238-0-0
Passes Attempted-Completed-Intercepted	19-10-1	45-25-1
Punts/Number-Average	6-37-2	5-41.6
Penalties/Number-Yards	6-49	2-20
Fumbles/Number-Lost	1-0	1-0

INDIVIDUAL STATISTICS

RUSHING – Miami: Davenport 6-48, 2 TDs; Nathan 7-21; Bennett 4-17; Carter 2-6.
 Cleveland: Byner 16-161, 2 TDs; Mack 13-56; Dickey 6-28; Kosar 2-6.

PASSING – Miami: Marino 45-25-1, 238 yards, 1 TD.
 Cleveland: Kosar 19-10-1, 66 yards, 1 TD.

RECEIVING – Miami: Nathan 10-101; Hardy 5-51; N. Moore 4-29, 1 TD; Johnson 2-17; Rose 1-17; Clayton 1-15; Bennett 1-6; Carter 1-2.
 Cleveland: Byner 4-25; Newsome 2-22, 1 TD; Holt 2-2; Cl. Weathers 1-12; Fontenot 1-5.

INTERCEPTIONS – Miami: Lankford 1-2.
 Cleveland: Rogers 1-45.

SACKS – Miami: Moore 1.
 Cleveland: None.

MISSED FIELD GOALS – Miami: Reveiz 47(S).
 Cleveland: None.

1985 AFC CHAMPIONSHIP

PATRIOTS 31, DOLPHINS 14
January 12, 1986

Orange Bowl
Miami, FL

The New England Patriots garnered a bid to their first Super Bowl by snapping an 18-game losing streak to the Dolphins in Miami with a 31-14 triumph at the Orange Bowl. The Patriots' only previous victory in Miami came in the first meeting between the two teams in 1966. New England backs Craig James (22-105) and Robert Weathers (16-87) combined for 192 yards rushing and quarterback Tony Eason was on target with a 10-12 performance for 71 yards as the Pats set up a Super Bowl date with the Chicago Bears. After New England got on the board first with a Tony Franklin 23-yard field goal, the Dolphins stormed back for their only lead of the afternoon when Dan Marino passed 10 yards to Dan Johnson early in the second quarter. Eason brought New England right back with three touchdown tosses, and the Pats led 24-7 after three quarters. Miami's last score of the day came early in the fourth quarter when Tony Nathan grabbed a 10-yard TD pass from Marino. New England fullback Mosi Tatupu ended the game's scoring with a one-yard TD jaunt midway through the fourth quarter.

NEW ENGLAND	3	14	7	7	–	31
MIAMI	0	7	0	7	–	14

NE – FG Franklin 23	6/14	1- 6:40
M – Johnson, 10 pass from Marino (Reveiz kick)	11/80	2- 0:21
NE – Collins, 4 pass from Eason (Franklin kick)	8/66	2- 4:50
NE – D. Ramsey, 1 pass from Eason (Franklin kick)	7/36	2- 9:35
NE – Weathers, 2 pass from Eason (Franklin kick)	6/25	3- 3:02
M – Nathan, 10 pass from Marino (Reveiz kick)	1/10	4- 0:32
NE – Tatupu, 1 run (Franklin kick)	9/45	4- 7:26

ATT. – 74,978

	New England	Miami
First Downs Total-Rush.-Pass.-Pen.	21-15-6-0	18-3-15-0
Total Yards-Plays-Average	326-71-4.6	302-62-4.9
Rushes-Yards-Average	59-255-4.3	13-68-5.2
Net Yards Passing-Times Thrown-Yards Lost	71-0-0	234-1-14
Passes Attempted-Completed-Intercepted	12-10-0	48-20-2
Punts/Number-Average	5-40.2	4-41.3
Penalties/Number-Yards	2-15	4-35
Fumbles/Number-Lost	2-2	5-4

INDIVIDUAL STATISTICS

RUSHING – Miami: Carter 6-56; Davenport 3-6; Nathan 2-4; Bennett 1-2; Marino 1-0.
 New England: C. James 22-105; Weathers 16-87; Collins 12-61; Tatupu 6-9, 1 TD; Eason 3-(-7).

PASSING – Miami: Marino 48-20-2, 248 yards, 2 TDs.
 New England: Eason: 12-10-0, 71 yards, 3 TDs.

RECEIVING – Miami: Nathan 5-57, 1 TD; Hardy 3-52; Duper 3-45; Clayton 3-41; Davenport 3-23; Johnson 1-10, 1 TD; N. Moore 1-10; Rose 1-10.
 New England: D. Ramsey 3-18, 1 TD; Collins 3-15, 1 TD; Morgan 2-30; Tatupu 1-6; Weathers 1-2, 1 TD.

INTERCEPTIONS – Miami: None.

New England: Marion 1-21; Clayborn 1-0.

SACKS – Miami: None.

New England: Veris 1.

MISSED FIELD GOALS – Miami: Reveiz 31(WR).

New England: Franklin 41(WL).

1990 AFC FIRST ROUND PLAYOFF

DOLPHINS 17, CHIEFS 16
January 5, 1991

Joe Robbie Stadium
Miami, FL

Dan Marino threw two fourth quarter touchdown passes to lead the Dolphins to a dramatic come-from-behind 17-16 playoff win over the Kansas City Chiefs before a crowd of 67,276 at Joe Robbie Stadium. In the final period, Marino hit on all eight of his pass attempts for 101 yards and two touchdowns. It was the 16th time in his career that Marino has engineered a fourth quarter comeback. Including the third quarter, Marino hit on his last ten pass attempts to lead the Dolphins back from a 13-3 deficit to a 17-16 win. The Chiefs opened the scoring in the first quarter when Charles Washington blocked a Reggie Roby punt and returned the ball to Miami's 37-yard line. However, Miami's defense stiffened and held the Chiefs to a 27-yard field goal by Nick Lowery. Miami kicker Pete Stoyanovich tied the score at 3-3 in the second period by booting an NFL playoff record 58-yard field goal. Stoyanovich's kick broke the previous record of 54 yards by Detroit's Eddie Murray on December 24, 1983, against San Francisco and it was the second-longest kick of Stoyanovich's career. The Chiefs took a 10-3 halftime lead by scoring on a 26-yard touchdown strike from Steve DeBerg to Stephone Paige. The Chiefs extended their lead to 16-3 on a pair of third quarter field goals by Lowery from 25 and 38 yards. In the fourth quarter, the Dolphins closed the score to 16-10 as Marino hit fullback Tony Paige with a one-yard touchdown pass. The key play in the drive was a two-yard run by Sammie Smith on a fourth-and-two from Kansas City's 45-yard line. The Dolphins forced the Chiefs to punt on their next possession and received the ball on their own 15-yard line with 10:39 left in the game. The Dolphins converted three third downs and drove to the Chiefs' 12-yard line with 3:28 left in the contest before Marino hit Mark Clayton with a 12-yard touchdown pass to give Miami a 17-16 lead. However, the Chiefs had a chance to win the game as they drove from their own 22-yard line to the Dolphin 34 before Lowery's 52-yard field goal attempt was just short.

KANSAS CITY	3	7	6	0	-	16
MIAMI	0	3	0	14	-	17

KC – FG Lowery 27	9/28	1- 9:56
M – FG Stoyanovich 58	9/40	2- 0:05
KC – Paige, 26 pass from DeBerg (Lowery kick)	4/61	2-13:06
KC – FG Lowery 25	11/63	3-10:14
KC – FG Lowery 38	4/8	3-12:10
M – Paige, 1 pass from Marino (Stoyanovich kick)	10/66	4- 2:42
M – Clayton, 12 pass from Marino (Stoyanovich kick)	11/85	4-11:32

ATT. – 67,276

	Kansas City	Miami
First Downs/Total-Rush.-Pass.-Pen.	16-4-11-1	23-7-14-2
Total Yards-Plays-Average	367-55-6.7	311-64-4.8
Rushes-Yards-Average	24-103-4.3	32-98-3.1
Net Yards Passing-Times Thrown-Yards Lost	264-1-5	213-2-8
Passes Attempted-Completed-Intercepted	30-17-1	30-19-0
Punts/Number-Average	4-35.0	3-39.7
Penalties/Number-Yards	4-35	2-22
Fumbles/Number-Lost	0-0	2-2

INDIVIDUAL STATISTICS

RUSHING – Miami: Smith 20-82; Logan 7-17; Paige 1-2; Marino 4-(-3).

Kansas City: Okoye 13-83; Word 9-13; McNair 2-7.

PASSING – Miami: Marino 30-19-0, 221 yards, 2 TDs.

Kansas City: DeBerg 30-17-1, 269 yards, 1 TD.

RECEIVING – Miami: Clayton 5-66, 1 TD; Paige 5-30, 1 TD; Duper 3-36; Edmunds 2-49; Smith 2-22; Jensen 1-11; Martin 1-7.

Kansas City: Paige 8-142, 1 TD; McNair 3-22; Harry 2-59; Roberts 2-26; R. Thomas 1-15; Hayes 1-5.

INTERCEPTIONS – Miami: Williams 1-0.

Kansas City: None.

SACKS – Miami: Griggs 1.

Kansas City: Smith 1.5; Cooper 0.5.

MISSED FIELD GOALS – Miami: Stoyanovich 57(S).

Kansas City: Lowery 52(S).

1990 AFC DIVISIONAL PLAYOFF

BILLS 44, DOLPHINS 34
January 12, 1991

Rich Stadium
Orchard Park, NY

The Miami Dolphins saw the 1990 season come to an end with a 44-34 loss to the Buffalo Bills in an AFC Divisional Playoff contest in the snow and ice at Rich Stadium. The game was an offensive shootout as the teams combined for 78 points, 48 first downs, 923 total net yards, 662 passing yards, 261 rushing yards, nine touchdowns and five field goals. Individually, Dan Marino (23 of 49 for 323 yards with three TDs and two INTs) and Jim Kelly (19-29-339-3-1) both passed for over 300 yards. Kelly became the only quarterback to throw for over 300 yards against the Dolphin defense in 1990. Mark Duper (three catches for 113 yards and a score) and Buffalo's Andre Reed (4-122-2) and James Lofton (7-149-1) all went over the 100-yard receiving mark. On the ground, the Bills' Thurman Thomas (32 carries for 117 yards and two TDs) and Miami's Sammie Smith (21-99) led the way. Buffalo dominated the first quarter and jumped out to a 13-3 lead. The Bills scored on their first possession as Kelly hit Reed with a 40-yard touchdown strike and the Dolphins answered the score with a 49-yard field goal to close the score to 7-3. Buffalo added a pair of Scott Norwood field goals – from 24 and 22 yards – to close the first quarter scoring. The Bills struck first in the second quarter on a five-yard run by Thomas to lead 20-3. Miami answered the score on its next possession as Marino and Duper combined for a 64-yard touchdown. The Bills came right back and scored as Kelly threw 13 yards for a score to Lofton to take a 27-10 lead. On their next possession Miami was forced to punt, however the Bills' Al Edwards fumbled the punt and Reggie Roby recovered for Miami on Buffalo's 47-yard line. Miami drove down to the two-yard line where Marino ran in for the score to narrow Buffalo's lead to 27-17 at the half. The Dolphins and Buffalo exchanged third quarter field goals as Stoyanovich hit from 22 yards and Norwood connected from 28 yards. Miami closed the score to 30-27 early in the fourth quarter as Marino threw a two-yard touchdown pass to offensive guard Roy Foster. It was the first reception and touchdown of Foster's career as he became the first offensive or defensive lineman to score an offensive touchdown in a post-season contest since Chicago Bears' defensive tackle William Perry rumbled in from a yard out in Super Bowl XX on January 26, 1986. However, the Bills struck back for 14 quick points to put the game away. First, Thomas scored his second touchdown of the game on a five-yard run. On the ensuing kickoff, Miami returner Marc Logan fumbled the ball and Norwood recovered for Buffalo on the Dolphins' 29-yard line. Two plays later, Kelly and Reed combined for a 26-yard scoring toss and a 44-27 lead. The Dolphins scored the final touchdown of the game with just 1:15 remaining as Marino hit Tony Martin with an eight-yard touchdown pass.

MIAMI	3	14	3	14	-	34
BUFFALO	13	14	3	14	-	44

B – Reed, 40 pass from Kelly (Norwood kick)	5/76	1- 1:54
M – FG Stoyanovich 49	10/40	1- 8:00
B – FG Norwood 24	6/57	1-10:11
B – FG Norwood 22	9/33	1-14:09
B – Thomas, 5 run (Norwood kick)	5/67	2- 2:56
M – Duper, 64 pass from Marino (Stoyanovich kick)	4/80	2- 5:06
B – Lofton, 13 pass from Kelly (Norwood kick)	11/68	2- 9:49
M – Marino, 2 run (Stoyanovich kick)	7/47	2-14:49
M – FG Stoyanovich 22	8/62	3- 4:57
B – FG Norwood 28	9/37	3-13:22
M – Foster, 2 pass from Marino (Stoyanovich kick)	6/43	4- 0:55
B – Thomas, 5 run (Norwood kick)	10/63	4- 4:32
B – Reed, 26 pass from Kelly (Norwood kick)	2/29	4- 5:08
M – Martin, 8 pass from Marino (Stoyanovich kick)	15/91	4-13:45

ATT. – 77,087

	Miami	Buffalo
First Downs/Total-Rush.-Pass.-Pen.	24-9-13-2	24-7-16-1
Total Yards-Plays-Average	430-76-5.6	493-66-7.5
Rushes-Yards-Average	27-107-3.9	37-154-4.2
Net Yards Passing-Times Thrown-Yards Lost	323-0-0	339-0-0
Passes Attempted-Completed-Intercepted	49-23-2	29-19-1
Punts/Number-Average	2-40.0	1-47.0
Penalties/Number-Yards	4-32	4-30
Fumbles/Number-Lost	1-1	3-1

INDIVIDUAL STATISTICS

RUSHING – Miami: Smith 21-99; Logan 5-6; Marino 1-2, 1 TD.

Buffalo: Thomas 32-117, 2 TDs; Kelly 5-37.

PASSING – Miami: Marino 49-23-2, 323 yards, 3 TDs.

Buffalo: Kelly: 29-19-1, 339 yards, 3 TDs.

RECEIVING – Miami: Clayton 4-82; Martin 4-44, 1 TD; Jensen 4-38; Duper 3-113, 1 TD; Edmunds 3-21; Logan 2-6; Smith 1-9; Paige 1-6; Foster 1-2, 1 TD.

Buffalo: Lofton 7-149, 1 TD; Reed 4-122, 2 TDs; Thomas 3-38; McKeller 3-15; Edwards 1-12; Davis 1-3.

INTERCEPTIONS – Miami: Williams 1-0.

Buffalo: Odomes 1-9; Kelso 1-0.

SACKS – Miami: None.

Buffalo: None.

MISSED FIELD GOALS – Miami: None.

Buffalo: None.

1992 AFC DIVISIONAL PLAYOFF

DOLPHINS 31, CHARGERS 0
January 10, 1993

Joe Robbie Stadium
Miami, FL

Miami cornerback Troy Vincent recorded a pair of interceptions and quarterback Dan Marino threw three touchdown passes to lead the Miami Dolphins to a 31-0 win over the San Diego Chargers in the AFC Divisional Playoffs before a crowd of 71,224 at Joe Robbie Stadium. Miami's 31-point margin of victory was the largest by the team in a playoff game. The previous largest margin of victory in the post-season by the Dolphins was three 21-point wins as Miami had a 21-0 win over the Baltimore Colts on January 2, 1972 in the Orange Bowl, a 34-13 win over the San Diego Chargers on January 16, 1983 in the Orange Bowl and a 31-10 win over the Seattle Seahawks on December 29, 1984 in the Orange Bowl. Overall, the Miami defense totaled four interceptions (also safety Louis Oliver and linebacker Bryan Cox), a forced fumble (by cornerback Stephen Braggs), a fumble recovery (by linebacker Dwight Hollier) and a sack (by defensive end Jeff Hunter). The Dolphins held the Chargers to just ten first downs (three rushing and seven passing), 202 yards of total offense (70 rushing and 132 passing) and three of 15 on third down conversions. The Chargers' 15 possessions ended in seven punts, four interceptions, twice on downs, once on a lost fumble and once at the end of the first half. Following a scoreless first quarter, the Dolphins exploded for 21 points in the second quarter to take a 21-0 lead at the half. Miami's 21 points in the second quarter was the most scored by the Dolphins in any quarter of a playoff game in team history. The previous team high for points in a quarter was 20 points which was scored by Miami in the second quarter against San Diego on January 6, 1983. Miami opened the scoring following a Vincent interception which gave the team possession on San Diego's 48-yard line. Marino led the Dolphins on a nine-play, 48-yard drive which was capped-off as Marino tossed a one-yard scoring pass to fullback Tony Paige. The Dolphins increased their lead to 14-0 later in the period as the team again gained possession of the ball following a Vincent interception and drove 37 yards and scored on a nine-yard connection from Marino to tight end Keith Jackson. Miami scored the final points of the first half as Marino again connected with Jackson and the tight end made a diving 30-yard reception in the end zone for the score. Jackson became just the fourth player in team history to record two touchdown receptions for the Dolphins in a playoff contest. Miami and San Diego played to a scoreless third quarter before the Dolphins scored the game's final ten points in the fourth quarter. Miami increased its lead to 24-0 early in the final stanza as kicker Pete Stoyanovich booted a 22-yard field goal. The Dolphins scored the final points of the game as running back Aaron Craver scored on a 25-yard run to increase the margin to 31-0.

SAN DIEGO	0	0	0	0	-	0
MIAMI	0	21	0	10	-	31

M – Paige, 1 pass from Marino (Stoyanovich kick)	9/48	2- 8:30
M – Jackson, 9 pass from Marino (Stoyanovich kick)	2/37	2-13:14
M – Jackson, 30 pass from Marino (Stoyanovich kick)	4/42	2-14:33
M – FG Stoyanovich 22	12/60	4- :57
M – Craver, 25 run (Stoyanovich kick)	6/53	4- 6:41

ATT. – 71,224

	San Diego	Miami
First Downs/Total-Rush.-Pass.-Pen.	10-3-7-0	18-9-9-0
Total Yards-Plays-Average	202-62-3.3	324-69-4.7
Rushes-Yards-Average	16-70-4.4	40-157-3.9
Net Yards Passing-Times Thrown-Yards Lost	132-1-8	167-0-0
Passes Attempted-Completed-Intercepted	45-18-4	29-17-0
Punts/Number-Average	7-46.3	8-41.0
Penalties/Number-Yards	4-39	0-0
Fumbles/Number-Lost	3-1	3-1

INDIVIDUAL STATISTICS

RUSHING – Miami: Craver 8-72, 1 TD; Humphrey 23-71; Parmalee 5-18; Clayton 1-0; Mitchell 1-(-1); Saxon 2-(-3).

San Diego: Bienenmy 4-26; Butts 7-25; Humphries 1-10; Harmon 4-9.

PASSING – Miami: Marino 29-17-0, 167 yards, 3 TDs.

San Diego: Humphries 44-18-4, 140 yards, 0 TDs; Kidd 1-0-0, 0 yards, 0 TDs.

RECEIVING – Miami: Paige 5-14, 1 TD; Jackson 4-53, 2 TDs; Humphrey 4-30; Duper 3-57; Craver 1-13.

San Diego: Harmon 9-73; Walker 3-33; Lewis 2-12; Miller 2-12; Jefferson 1-10; Butts 1-0.

INTERCEPTIONS – Miami: Vincent 2-2; Oliver 1-21; Cox 1-7.

San Diego: None.

SACKS – Miami: Hunter 1.

San Diego: None.

MISSED FIELD GOALS – Miami: None.

San Diego: None.

1992 AFC CHAMPIONSHIP

BILLS 29, DOLPHINS 10

January 17, 1993

Joe Robbie Stadium

Miami, FL

The Miami Dolphins suffered five turnovers (two interceptions and three fumbles) as the team dropped a 29-10 decision to the Buffalo Bills in the AFC Championship Game before a crowd of 72,703 at Joe Robbie Stadium. Buffalo opened the scoring midway through the opening period as defensive end Bruce Smith sacked Miami quarterback Dan Marino and forced a fumble which was recovered by Bills linebacker Darryl Talley on the Dolphins' 47-yard line. Buffalo scored off the takeaway as Steve Christie converted on a 21-yard field goal. Miami tied the score at 3-3 later in the period as Pete Stoyanovich converted on a 51-yard field goal attempt. The Bills took a 10-3 lead early in the second period as quarterback Jim Kelly threw a 17-yard touchdown pass to running back Thurman Thomas. On Miami's next possession, Marino's pass attempt was batted in the air by Buffalo defensive end Phil Hansen and intercepted by Hansen on the Dolphins' 17-yard line. The Bills increased their lead to 13-3 as Christie kicked on a 33-yard field goal. Buffalo took a 20-3 lead early in the third quarter by capitalizing on another Miami turnover as kick returner Mike Williams fumbled the second half kickoff and Buffalo's Carwell Gardner recovered the ball on the Dolphins' 25-yard line. The Bills scored four plays later as running back Kenneth Davis ran into the end zone for a two-yard touchdown. Buffalo increased its lead to 26-3 as Christie hit on a pair of field goals from 21 and 31 yards. Miami closed the score to 26-10 as Marino connected with wide receiver Mark Duper on a 15-yard touchdown pass. With the TD pass, Marino extended his streak to ten consecutive playoff games with one or more touchdown passes which is tied with the Raiders' Ken Stabler (1973-77) for the NFL's all-time record for consecutive post-season games with a touchdown pass. In addition, Duper's touchdown reception was his fifth post-season touchdown catch and broke the team's playoff record for career touchdown receptions. Duper was tied with wide receiver Paul Warfield (four TDs on 34 career playoff catches) and tight end Bruce Hardy (four TDs on 26 catches). Buffalo closed the scoring later in the period as Christie converted his fifth field goal of the game with a 38-yarder.

BUFFALO	3	10	10	6	-	29
MIAMI	3	0	0	7	-	10

B – FG Christie 21	6/43	1- 9:17
M – FG Stoyanovich 51	7/39	1-13:03
B – Thomas, 17 pass from Kelly (Christie kick)	7/64	2- :40
B – FG Christie 33	4/2	2- 2:59
B – Davis, 2 run (Christie kick)	5/24	3- 1:58
B – FG Christie 21	15/67	3-11:33
B – FG Christie 31	5/39	4- :04
M – Duper, 15 pass from Marino (Stoyanovich kick)	9/62	4- 7:28
B – FG Christie 38	7/23	4-12:23

ATT. – 72,703

	Buffalo	Miami
First Downs/Total-Rush.-Pass.-Pen.	20-10-8-2	15-1-14-0
Total Yards-Plays-Average	358-73-4.9	276-60-4.6
Rushes-Yards-Average	48-182-3.8	11-33-3.0
Net Yards Passing-Times Thrown-Yards Lost	176-1-1	243-4-25
Passes Attempted-Completed-Intercepted	24-17-2	45-22-2
Punts/Number-Average	2-34.5	4-37.0
Penalties/Number-Yards	3-20	5-40
Fumbles/Number-Lost	1-0	4-3

INDIVIDUAL STATISTICS

RUSHING – Miami: Humphrey 8-22; Craver 2-13; Marino 1-(-2).

Buffalo: Thomas 20-96; Davis 19-61, 1 TD; Lamb 1-16; Reed 2-6; Kelly 3-4; Gardner 3-(-1).

PASSING – Miami: Marino 45-22-2, 268 yards, 1 TD.

Buffalo: Kelly 24-17-2, 177 yards, 1 TD.

RECEIVING – Miami: Jackson 5-71; Humphrey 5-41; Martin 3-55; Clayton 3-32; Duper 2-36, 1 TD; Banks 2-18; Craver 2-15.

Buffalo: Thomas 5-70, 1 TD; Davis 4-52; Reed 3-25; Lofton 2-19; McKeller 1-11; Metzelaars 1-6; Gardner 1-(-6).

INTERCEPTIONS – Miami: Brown 1-32; Oliver 1-0.

Buffalo: Hicks 1-31; Hansen 1-0.

SACKS – Miami: Coleman 1.

Buffalo: Smith 1.5; Hansen 1; Bennett 1; Talley 0.5.

MISSED FIELD GOALS – Miami: None.

Buffalo: Christie 38(WL).

1994 AFC FIRST-ROUND PLAYOFF

DOLPHINS 27, CHIEFS 17
December 31, 1994

Joe Robbie Stadium
Miami, FL

Dan Marino threw a pair of touchdown passes to lead the Dolphins to a 27-17 win in a First-Round playoff contest against the Kansas City Chiefs before a crowd of 69,757 at Joe Robbie Stadium. The game was billed as Marino-Montana III and the duel between the two future Hall of Famers lived up to the pregame hype. Marino completed 22 of 29 passes for 257 yards with two touchdowns and no interceptions and Montana countered by hitting on 26 of 37 passes for 314 yards with two scores and an interception. The first half was an offensive shootout which was tied at 17-17 with neither team being forced to punt. Kansas City opened the scoring as Montana tossed a one-yard touchdown pass to tight end Derrick Walker. Miami answered the score on its first possession as Bernie Parmalee scored on a one-yard run. The Chiefs came right back to close the first quarter scoring at 14-7 as Montana threw a short pass to fullback Kimble Anders who turned the play into a 57-yard catch and run for the touchdown. Miami cut the score to 14-10 early in the second quarter as Pete Stoyanovich booted a 40-yard field goal. Kansas City upped their lead to 17-10 later in the quarter as Lin Elliott booted a 21-yard field goal. The Dolphins closed the first half scoring as Marino tossed a one-yard touchdown pass to tight end Ronnie Williams. The scoring pass set an NFL record as it marked Marino's 11th consecutive post-season game with a touchdown toss. He moved past a tie with Montana (San Francisco/Kansas City) and Ken Stabler (Oakland) for the longest all-time streak of playoff games with a touchdown pass in NFL history. The Dolphins dominated the second half and outscored the Chiefs by a 10-0 margin. Miami took their first lead of the ballgame at 24-17 on the first drive of the third quarter as Marino and Irving Fryar connected on a seven-yard touchdown pass. Miami increased its lead to 27-17 on a 40-yard field goal late in the third period. The Dolphins forced a pair of turnovers by the Chiefs in Miami territory to preserve the win. First, cornerback J.B. Brown intercepted a Montana aerial on the goal line to stop a drive and then safety Michael Stewart forced and recovered a fumble by Marcus Allen on the Dolphins' 34-yard line.

KANSAS CITY	14	3	0	0	-	17
MIAMI	7	10	10	0	-	27

KC – Walker, 1 pass from Montana (Elliott kick)	11/80	1- 6:28
M – Parmalee, 1 run (Stoyanovich kick)	10/72	1-12:40
KC – Anders, 57 pass from Montana (Elliott kick)	4/83	1-15:20
M – FG Stoyanovich 40	7/35	2- 2:45
KC – FG Elliott, 21	12/69	2- 8:48
M – R. Williams, 1 pass from Marino (Stoyanovich kick)	13/80	2-14:38
M – Fryar, 7 pass from Marino (Stoyanovich kick)	6/64	3- 3:02
M – FG Stoyanovich 40	10/59	3-13:24

ATT. – 69,757

	Kansas City	Miami
First Downs/Total-Rush.-Pass.-Pen.	24-7-17-0	22-7-13-2
Total Yards-Plays-Average	414-60-6.9	381-61-6.2
Rushes-Yards-Average	23-100-4.3	31-132-4.3
Net Yards Passing-Times Thrown-Yards Lost	314-0-0	249-1-8
Passes Attempted-Completed-Intercepted	37-26-1	29-22-0
Punts/Number-Average	2-40.0	3-43.3
Penalties/Number-Yards	4-15	6-50
Fumbles/Number-Lost	3-1	0-0

INDIVIDUAL STATISTICS

RUSHING – Miami: Parmalee 18-57, 1 TD; Spikes 9-49; McDuffie 1-19; Marino 2-4; Craver 1-3.

Kansas City: Allen 14-64; Anders 5-17; Hill 2-14; Montana 2-5.

PASSING – Miami: Marino 29-22-0, 257 yards, 2 TDs.

Kansas City: Montana 37-26-1, 314 yards, 2 TDs.

RECEIVING – Miami: Fryar 6-71, 1 TD; Craver 4-35; Parmalee 2-34; K. Jackson 2-29; M. Williams 2-28; McDuffie 2-25; Saxon 2-24; Miller 1-10; R. Williams 1-1, 1 TD.

Kansas City: K. Anders 6-103, 1 TD; Allen 5-49; Birden 4-56; Cash 3-38; Walker 3-27, 1 TD; Dawson 3-21; Hill 1-11; Davis 1-9.

INTERCEPTIONS – Miami: Brown 1-24.

Kansas City: None.

SACKS – Miami: None.

Kansas City: Thomas 1.

MISSED FIELD GOALS – Miami: None.

Kansas City: None.

1994 AFC DIVISIONAL PLAYOFF

CHARGERS 22, DOLPHINS 21
January 8, 1995

Jack Murphy Stadium
San Diego, CA

Natrone Means rushed for 139 yards and a touchdown to lead the Chargers to a 22-21 win over the Miami Dolphins in an AFC Divisional Playoff contest before a crowd of 63,381 at Jack Murphy Stadium. San Diego had the first scoring threat of the game as they drove down to Miami's 26-yard line, but Miami's Marco Coleman forced a fumble by Means to stop the drive. Following the takeaway, the Dolphins opened the scoring as Dan Marino capped a nine-play, 79-yard drive with an eight-yard scoring pass to tight end Keith Jackson. The Chargers closed the score to 7-3 on their next possession as John Carney booted a 20-yard field goal. Prior to the field goal attempt, San Diego had a first-and-goal from the Dolphins' six-yard line but the Miami defense stiffened and held the Chargers out of the end zone. The Dolphins increased their lead to 14-3 on their next possession as Marino and Jackson connected again in the end zone for a nine-yard touchdown pass. Jackson's two touchdown receptions in the contest tied Miami's all-time single-game playoff record, which was accomplished five previous times. San Diego answered the touchdown with another field goal as Carney connected on a 21-yard effort. Once again, San Diego had a first-and-goal on Miami's six-yard line and the Dolphin defense limited the Chargers to a field goal. Miami closed the first half scoring as Marino threw a 16-yard touchdown pass to Mike Williams with just 27 seconds left in the first half to take a 21-6 lead. San Diego opened the third quarter with a long drive which was halted when Means was held for no gain on a fourth-and-one play from Miami's one-yard line and the Dolphins took possession of the ball. However, on Miami's first play following the goal line stand, Dolphins running back Bernie Parmalee was tackled in the end zone for a safety to bring the score to 21-8. Following a free kick by Miami's John Kidd, the Chargers got the ball on their own 46-yard line and drove for a 24-yard touchdown run by Means to cut the score to 21-15. Miami had the ball for just one play — the safety by Parmalee — in the entire third quarter. San Diego took a 22-21 lead with just 35 seconds left in regulation as Stan Humphries threw an eight-yard touchdown pass to wide receiver Mark Seay. The Dolphins had one final chance to win the game as Marino drove the team down to the Chargers' 30-yard line but Pete Stoyanovich's 48-yard field goal attempt with just eight seconds remaining was wide right.

MIAMI	7	14	0	0	-	21
SAN DIEGO	0	6	9	7	-	22

M — K. Jackson, 8 pass from Marino (Stoyanovich kick)	9/79	1-12:36
SD — FG Carney 20	15/72	2- 4:24
M — K. Jackson, 9 pass from Marino (Stoyanovich kick)	6/52	2- 7:39
SD — FG Carney 21	9/70	2-12:13
M — M. Williams, 16 pass from Marino (Stoyanovich kick)	9/70	2-14:33
SD — SAFETY — Parmalee tackled in end zone by Davis		3- 8:06
SD — Means, 24 run (Carney kick)	8/54	3-12:18
SD — Seay, 8 pass from Humphries (Carney kick)	10/61	4-14:25

ATT. — 63,381

	Miami	San Diego
First Downs/Total-Rush.-Pass.-Pen.	17-2-12-3	28-12-15-1
Total Yards-Plays-Average	282-47-6.0	466-85-5.5
Rushes-Yards-Average	8-26-3.3	40-202-5.1
Net Yards Passing-Times Thrown-Yards Lost	256-1-6	264-2-12
Passes Attempted-Completed-Intercepted	38-24-0	43-28-2
Punts/Number-Average	5-45.2	2-43.5
Penalties/Number-Yards	7-47	5-67
Fumbles/Number-Lost	1-0	2-1

INDIVIDUAL STATISTICS

RUSHING — Miami: Parmalee 7-16; Craver 1-10.

San Diego: Means 24-139 1 TD; Bieniemy 4-33; Culver 6-14; Harmon 3-12; Jefferson 1-3; Humphries 2-1.

PASSING — Miami: Marino 38-24-0, 262 yards, 3 TDs.

San Diego: Humphries 43-28-2, 276 yards, 1TD.

RECEIVING — Miami: K. Jackson 8-109, 2 TDs; Fryar 5-70; McDuffie 5-46; Craver 2-8; Parmalee 2-8; M. Williams 1-16, 1 TD; Saxon 1-5.

San Diego: Harmon 7-57; Seay 6-61, 1 TD; Martin 5-62; Jefferson 3-44; Means 3-16; Culver 2-12; Pupunu 2-13.

INTERCEPTIONS — Miami: Smith 1-14; Stewart 1-0.

San Diego: None.

SACKS — Miami: Coleman 2.

San Diego: Team 1.

MISSED FIELD GOALS — Miami: Stoyanovich 48(WR).

San Diego: None.

1995 AFC FIRST-ROUND PLAYOFF

BILLS 37, DOLPHINS 22
December 30, 1995

Rich Stadium
Orchard Park, NY

The Buffalo Bills cruised out to a 24-0 halftime lead enroute to a 37-22 victory in an AFC First Round Playoff game in front of 73,103 fans at Rich Stadium. The contest proved to be the last game for Don Shula as head coach of the Dolphins. The Bills, led by running back Thurman Thomas' 158 yards, grounded out an AFC Playoff record 341 rushing yards, breaking the old mark of 318 set by the San Diego Chargers against Boston in 1963. Miami quarterback Dan Marino tied an NFL postseason record, with current teammate Bernie Kosar while he was a member of the Cleveland Browns in 1986, with 64 passing attempts and completed 33 (tied for second-highest in NFL postseason) of them for 422 yards (third-highest in NFL postseason). The two teams set a new NFL postseason record with 1,038 combined total net yards, breaking the old mark of 1,036 by the Dolphins and the San Diego Chargers in an overtime game in 1981. The Bills took an early 7-0 lead when Thomas scored on a one-yard touchdown run. Buffalo kicker Steve Christie put the Bills ahead 10-0 at the midway point of the first quarter with a 48-yard field goal. Buffalo needed just four plays to go 68 yards and took a 17-0 advantage when fullback Darick Holmes ran 21 yards for a touchdown with 9:54 left in the half. On the Dolphins' next possession, they drove to the Buffalo 40-yard line but Marino was hit by Bills defensive end Phil Hansen as he threw and the tipped ball was intercepted by linebacker Marlo Perry. It took Buffalo just 49 seconds to make the score 24-0 as Kelly connected with Steve Tasker on a 37-yard touchdown pass to cap a short three-play, 62-yard drive midway through the second quarter. The Bills added to their lead in the third quarter by driving 55 yards on ten plays and extended their lead to 27-0 when Christie booted a 23-yard field goal late in the third quarter. Miami got on the board when they took their next possession and drove 67 yards on nine plays and made the score 27-7 when Marino hit wide receiver O.J. McDuffie on a five-yard touchdown pass. The Bills increased their lead to 34-7 when they culminated a 61-yard drive with a 44-yard touchdown run by fullback Tim Tindale with 9:31 remaining in the game. The Dolphins cut the lead to 34-14 on their next possession as Marino connected with wide receiver Randal Hill on a 45-yard touchdown to close out a seven-play, 68-yard drive. The Bills answered with an eight-play, 44-yard drive that saw Christie kick a 42-yard field goal to make the score 37-14. Miami then took its next possession and marched 73 yards on eight plays and cut the lead to 37-22 when running back Terry Kirby ran one-yard for the score and a two-point conversion from Marino to McDuffie was good. The Dolphins than attempted an onside kick and safety Michael Stewart recovered at the Buffalo 49-yard line. However, Miami's last threat of the game was stopped when Marino was intercepted by Bills cornerback Ken Irvin at Buffalo's 13-yard line with 1:51 left in the game. McDuffie set a new club postseason record (tied with nine others for sixth-highest all-time in NFL postseason) with 11 receptions for 154 yards (a new Dolphin postseason record, surpassing Mark Duper's 148 yards vs. Pittsburgh in 1985).

MIAMI	0	0	0	22	-	22
BUFFALO	10	14	3	10	-	37

B - Thomas, 1 run (Christie kick)	7/58	1- 5:02
B - FG Christie 48	6/26	1- 7:58
B - Holmes, 21 run (Christie kick)	4/68	2- 5:06
B - Tasker, 37 pass from Kelly (Christie kick)	3/62	2- 7:39
B - FG Christie 23	10/55	3-13:57
M - McDuffie, 5 pass from Marino (Stoyanovich kick)	9/67	4- 1:07
B - Tindale, 44 run (Christie kick)	3/61	4- 5:29
M - R. Hill, 45 pass from Marino (Stoyanovich kick)	7/68	4- 6:59
B - FG Christie 42	8/44	4-10:24
M - Kirby, 1 run (Marino pass to McDuffie)	8/73	4-12:51

ATT. - 73,103

	Miami	Buffalo
First Downs/Total-Rush.-Pass.-Pen.	26-5-20-1	27-18-9-0
Total Yards-Plays-Average	502-80-6.3	536-74-7.2
Rushes-Yards-Average	14-70-5.0	52-341-6.6
Net Yards Passing-Times Thrown-Yards Lost	432-0-0	195-0-0
Passes Attempted-Completed-Intercepted	66-34-3	22-12-2
Punts/Number-Average	3-38.3	4-34.5
Penalties/Number-Yards	4-15	5-29
Fumbles/Number-Lost	2-1	1-0

INDIVIDUAL STATISTICS

RUSHING - Miami: Byars 4-22; Kidd 1-18; Parmalee 5-13; McDuffie 1-9; Kirby 2-8, 1 TD; Marino 1-0.
 Buffalo: Thomas 25-158, 1 TD; Holmes 15-87, 1 TD; Tindale 4-68, 1 TD; Brooks 2-28; Tasker 2-7; Kelly 3-(-3); Copeland 1-(-4).

PASSING - Miami: Marino 64-33-3, 422 yards, 2 TDs; Kosar 1-1-0, 10 yards, 0 TDs; McDuffie 1-0-0, 0 yards, 0 TDs.
 Buffalo: Kelly 22-12-2, 195 yards, 1 TD.

RECEIVING – Miami: McDuffie 11-154, 1 TD; Kirby 8-68; Parmalee 4-51; Byars 4-30; Fryar 3-29; Hill 2-59, 1 TD; Clark 2-41.

Buffalo: Tasker 5-108, 1 TD; Thomas 3-42; Cline 2-32; Brooks 2-13.

INTERCEPTIONS – Miami: Atkins 1-26; Vincent 1-0.

Buffalo: Perry 1-3; Johnson 1-2; Irvin 1-0.

SACKS – Miami: None.

Buffalo: None.

MISSED FIELD GOALS – Miami: Stoyanovich 53(S).

Buffalo: None.

1997 AFC FIRST-ROUND PLAYOFF

PATRIOTS 17, DOLPHINS 3

December 28, 1997

Foxboro Stadium

Foxboro, MA

The New England Patriots recorded their third win of the 1997 season over the Dolphins, and their fourth straight over Miami dating back to 1996, by holding Miami to just a field goal in their 17-3 triumph in a first-round playoff game at Foxboro Stadium. The loss was the Dolphins' third straight in the postseason. New England held Miami to 162 yards of total offense, the lowest total in the 32-game postseason history for the Dolphins, below a 176-yard performance against Washington in Super Bowl XVII. In addition, the three points scored by the Dolphins equalled the fewest points scored by the team in a playoff game with a 24-3 loss to the Dallas Cowboys in Super Bowl VI. Overall, New England forced three Miami turnovers, while the Patriots did not commit any miscues and 14 of New England's 17 points resulted from a Dolphins turnover. The Patriots sacked Dolphins quarterback Dan Marino four times on the day and Marino was held without a touchdown for the first time in 14 career playoff games. Marino's 13 straight playoff games with a touchdown is an NFL record. The Dolphins got to the Patriots' 39 late in the first quarter, but were stopped on third and fourth-and-one. The Patriots had an opportunity to take a 3-0 lead early in the second quarter, but Adam Vinatieri missed wide left on a 48-yard field goal attempt. Three plays later, Chris Slade intercepted a Dan Marino pass and returned it 22 yards to the Dolphins' 29. That led to a 24-yard touchdown pass from Drew Bledsoe to Troy Brown three plays afterward, on third-and-five, 4:33 into the second quarter. New England took over at its own 40 with 2:16 left in the first half and drove to the Dolphins' 30 before Vinatieri missed wide right on a 47-yard field goal try with 30 seconds on the clock. On the second play of the second half, Todd Collins picked off a Marino pass and brought it back 40 yards for a touchdown. The Patriots extended their lead to 17 points with 1:58 left in the third quarter when Vinatieri capped a 15-play, 67-yard drive with a 22-yard field goal. The Dolphins got their only points of the game nine seconds into the fourth quarter, on an Olindo Mare 38-yard field goal. Miami had gained possession at the Patriots' 43 after a Corey Harris 40-yard kickoff return and a ten-yard tripping penalty on the Patriots. Corey Harris recovered the ensuing onside kick, and the Dolphins took over at their own 44. On the next play, however, Chris Canty stripped the ball from Marino and Chris Slade recovered at the Dolphins' 41. Miami got into New England territory on each of its last two possessions - getting as far as the 45 and 43 - but were stopped on fourth down on each occasion.

MIAMI	0	0	0	3	-	3
NEW ENGLAND	0	7	10	0	-	17

NE – Brown, 24 pass from Bledsoe (Vinatieri kick)	3/29	2- 4:33
NE – Collins, 40 interception return (Vinatieri kick)		3- :55
NE – FG Vinatieri 22	15/67	3-13:02
M – FG Mare 38	8/23	4- :09

ATT. – 73,103

	Miami	New England
First Downs/Total-Rush.-Pass.-Pen.	10-2-6-2	15-7-7-1
Total Yards-Plays-Average	162-64-2.5	228-66-3.5
Rushes-Yards-Average	17-42-2.5	31-108-3.5
Net Yards Passing-Times Thrown-Yards Lost	120-4-21	120-3-19
Passes Attempted-Completed-Intercepted	43-17-2	32-16-0
Punts/Number-Average	7/37.4	7/36.7
Penalties/Number-Yards	5-21	5-31
Fumbles/Number-Lost	2-1	2-0

INDIVIDUAL STATISTICS

RUSHING – Miami: Parmalee 9-22; Abdul-Jabbar 5-16; McPhail 1-4; Marino 1-2; Pritchett 1-(-2).

New England: Cullors 22-86; Grier 6-16; Bledsoe 2-4; Meggett 1-2.

PASSING – Miami: Marino 43-17-2, 141 yards, 0 TDs.

New England: Bledsoe 32-16-0, 139 yards, 1 TD.

RECEIVING – Miami: McPhail 5-28; L. Thomas 3-62; Parmalee 3-13; McDuffie 3-6; Perriman 1-13; Jordan 1-11; Drayton 1-8.

New England: Glenn 4-57; Coates 4-25; Brown 2-32, 1 TD; Meggett 2-11; Jefferson 1-7; Purnell 1-4; Gash 1-3; Cullors 1-0.

INTERCEPTIONS – Miami: None.

New England: Collins 1-40, 1 TD; Slade 1-22.

SACKS – Miami: Armstrong 1; Brigrance 1; Gardener 1.

New England: Cauty 1; Johnson 1; McGinest 1; Slade 1.

MISSED FIELD GOALS – Miami: None.

New England: Vinatieri 48(WL); 47(WR).

1998 AFC FIRST-ROUND PLAYOFF

DOLPHINS 24, BILLS 17

January 2, 1999

Pro Player Stadium

Miami, FL

The Dolphins recorded their first playoff win since the 1994 season, snapping a three-game losing streak in the postseason with a 24-17 win in an AFC First-Round Playoff game over the Buffalo Bills at Pro Player Stadium. Doug Flutie connected with Eric Moulds for a 65-yard completion on the game's first play from scrimmage, but Terrell Buckley stripped the ball and Brock Marion returned the fumble 17 yards to the Dolphins' 29-yard line. That led to a 16-play, 57-yard drive which used 8:23 of the clock and ended with an Olindo Mare 31-yard field goal. Miami made it a 6-0 game on Mare's second field goal of the afternoon, from 40 yards out, 4:24 into the second quarter. The score capped an 11-play, 66-yard drive that consumed 6:22 of the clock. Mare attempted an onside kick on the ensuing kickoff that was recovered by the Bills' Dan Brandenburg. Three plays later, Buffalo took its first lead of the game when Thurman Thomas ran it in from one-yard out, two plays after Flutie and Moulds combined for a 37-yard completion to the Dolphins' five-yard line. Buffalo got to the Dolphins' six-yard line with 24 seconds remaining in the first half, but Marion picked off a Flutie pass and returned it 19 yards. A personal foul penalty on the Bills put the Dolphins at their own 35. Dan Marino then completed a 52-yard pass to Oronde Gadsden who then lateraled the ball to O.J. McDuffie, putting the Dolphins at the Bills' nine-yard line. Mare, however, hit the right upright on a 26-yard field goal attempt as time expired in the half. The Dolphins regained the lead at 13-7 on Karim Abdul-Jabbar's three-yard touchdown run with 2:32 left in the third quarter. Abdul-Jabbar rushed for 21 yards on the 52-yard drive, which was accomplished in 12 plays and saw the Dolphins connect on three third down conversions. Stanley Pritchett punched it in for the two-point conversion. Buffalo answered less than two minutes later with a 32-yard touchdown pass from Flutie to Moulds which tied the game at 14 with 48 seconds left in the third quarter. Miami got the ball back and embarked on a 17-play, 77-yard drive that ended with Mare's third field goal of the game, from 23 yards out, 5:15 into the fourth period. Four plays afterward, Jerry Wilson forced the ball loose from Andre Reed after a reception and Terrell Buckley recovered, returning it six yards to midfield. The Dolphins capitalized off that turnover when Marino connected with Lamar Thomas for an 11-yard scoring strike on third-and-seven with 3:32 remaining in the game, capping the eight play drive. The Bills took over at their own 20 and got to the Dolphins' 15-yard line before Steve Christie connected on a 33-yard field goal with 1:33 left in the game. Kurt Schulz recovered the ensuing onside kick for Buffalo, giving them possession at their own 31 with 1:30 to play. The first play of the drive was a 30-yard completion from Flutie to Moulds, putting the Bills at the Dolphins' 39-yard line. From there, Buffalo converted three consecutive third downs, giving them a first-and-goal from the Dolphins' five-yard line with 17 seconds remaining. Trace Armstrong then sacked Flutie, forcing the ball loose, which was recovered by Shane Burton to preserve the victory. Moulds finished the game with an NFL playoff record 240 receiving yards.

BUFFALO	0	7	7	3	-	17
MIAMI	3	3	8	10	-	24

M – FG Mare 31	16/57	1 - 8:53
M – FG Mare 40	11/66	2 - 4:24
M – T. Thomas, 1 run (Christie kick)	3/42	2 - 6:06
B – Abdul-Jabbar, 3 run (Pritchett run)	12/52	3 - 12:28
B – Moulds, 32 pass from Flutie (Christie kick)	4/81	3 - 14:12
M – FG Mare 23	11/77	4 - 5:15
M – L. Thomas, 11 pass from Marino (Mare kick)	8/50	4 - 11:18
B – FG Christie 33	7/65	4 - 13:27

ATT. – 72,698

	Buffalo	Miami
First Downs/Total-Rush.-Pass.-Pen.	23-7-13-3	25-10-10-5
Total Yards-Plays-Average	416-57-7.3	345-69-5.0
Rushes-Yards-Average	18-77-4.3	34-117-3.4
Net Yards Passing-Times Thrown-Yards Lost	339-3-21	228-1-7
Passes Attempted-Completed-Intercepted	36-21-1	34-23-1
Punts/Number-Average	2/36.5	1/34.0
Penalties/Number-Yards	9-93	6-75
Fumbles/Number-Lost	4-4	0-0

INDIVIDUAL STATISTICS

RUSHING – Miami: Abdul-Jabbar 27-95, 1 TD; Parmalee 2-10; Pritchett 2-7; Avery 1-3; McDuffie 1-3; Marino 1-(-1).
 Buffalo: T. Thomas 7-33, 1 TD; Flutie 4-29; A. Smith 7-15.
PASSING – Miami: Marino 34-23-1, 235 yards, 1 TD.
 Buffalo: Flutie 36-21-1, 360 yards, 1 TD.
RECEIVING – Miami: McDuffie 6-53; Gadsden 5-85; L. Thomas 4-36, 1 TD; Drayton 3-20; Perry 2-29; Abdul-Jabbar 2-4; Ruddy 1-8.
 Buffalo: Moulds 9-240, 1 TD; Reed 5-60; Williams 2-20; Loud 1-12; A. Smith 1-12; Gash 1-9; Riemersma 1-4; T. Thomas 1-3.
INTERCEPTIONS – Miami: Marion 1-19.
 Buffalo: Jackson 1-0.
SACKS – Miami: Armstrong 1; Gardener 0.5; Jones 0.5; Rodgers 0.5; Tanner 0.5.
 Buffalo: Wiley 1.
MISSED FIELD GOALS – Miami: Mare 26(WR).
 Buffalo: None.

1998 AFC DIVISIONAL PLAYOFF

BRONCOS 38, DOLPHINS 3
January 9, 1999

Mile High Stadium
Denver, CO

Miami failed to score a touchdown in its second straight road playoff game, as they dropped their seventh consecutive postseason road game overall, with a 38-3 loss to the Broncos at Mile High Stadium. After stopping the Dolphins on the first series of the game, the Broncos took over at their own eight and embarked on a 14-play, 92-yard drive that used 7:56 of the clock and ended with a Terrell Davis one-yard touchdown run with 5:55 left in the opening quarter. Davis ran for 38 yards on seven carries on the drive, and John Elway completed five of six passes for 48 yards. Denver took a two-touchdown advantage before the first quarter was over when Davis scored on a 20-yard run with 1:02 remaining in the opening period. The touchdown came three plays after Elway connected with Ed McCaffrey for a 33-yard completion to the Dolphins' 33-yard line. Miami answered with an 11-play, 76-yard drive that consumed 5:55 of the clock and ended with an Olindo Mare 22-yard field goal, 4:53 into the second quarter. Dan Marino completed six of seven passes for 55 yards on the march. Denver scored a touchdown on their third consecutive series when Derek Loville ran it in from 11 yards out with 4:39 left in the second quarter. The score capped an 11-play, 87-yard drive that used 5:28 of the clock. As a team, the Broncos rushed for 62 yards on the drive, including 47 yards by Davis. Davis broke loose for a 62-yard run to the Dolphins' 18-yard line on the first play of the second half, leading to a Jason Elam 32-yard field goal four plays afterward. Denver opened a 28-point advantage 1:37 into the fourth quarter when Elway combined with Rod Smith for a 28-yard touchdown strike. The Broncos finished off the scoring when Neil Smith recovered an Oronde Gadsden fumble following a reception and rumbled 79 yards for a touchdown.

MIAMI	0	3	0	0	-	3
DENVER	14	7	3	14	-	38

D – Davis, 1 run (Elam kick)	14/92	1 - 9:05
D – Davis, 20 run (Elam kick)	4/66	1 - 13:58
M – FG Mare 22	11/76	2 - 4:53
D – Loville, 11 run (Elam kick)	11/87	2 - 10:21
D – FG Elam 32	5/66	3 - 3:08
D – R. Smith, 28 pass from Elway (Elam kick)	5/52	4 - 1:37
D – N. Smith, 79 fumble return (Elam kick)		4 - 5:11

ATT. – 75,729

	Miami	Denver
First Downs/Total-Rush.-Pass.-Pen.	14-1-11-2	24-13-10-1
Total Yards-Plays-Average	252-51-4.9	424-62-6.8
Rushes-Yards-Average	13-14-1.1	38-250-6.6
Net Yards Passing-Times Thrown-Yards Lost	238-1-5	174-1-8
Passes Attempted-Completed-Intercepted	37-26-2	23-14-0
Punts/Number-Average	5/45.6	2/48.5
Penalties/Number-Yards	10-57	5-41
Fumbles/Number-Lost	1-1	0-0

INDIVIDUAL STATISTICS

RUSHING – Miami: Parmalee 7-14; Abdul-Jabbar 3-5; Huard 2-(-2); Pritchett 1-(-3).
 Denver: Davis 21-199, 2 TDs; Loville 8-34, 1 TD; Elway 3-19; Brister 6-(-2).
PASSING – Miami: Marino 37-26-2, 243 yards, 0 TDs.
 Denver: Elway 23-14-0, 182 yards, 1 TD.
RECEIVING – Miami: McDuffie 9-118; Parmalee 5-24; Gadsden 4-36; L. Thomas 3-31; Pritchett 3-23; Jacquet 1-6; Abdul-Jabbar 1-5.
 Denver: Sharpe 5-38; R. Smith 4-71, 1 TD; McCaffrey 3-52; Griffith 1-14; Davis 1-7.

INTERCEPTIONS – Miami: None.

Denver: Johnson 1-48; Romanowski 1-0.

SACKS – Miami: Wilson 1.

Denver: Washington 1.

MISSED FIELD GOALS – Miami: None.

Denver: None.

1999 AFC FIRST-ROUND PLAYOFF

DOLPHINS 20, SEAHAWKS 17
January 9, 2000

Kingdome
Seattle, WA

In the last game ever played at the Kingdome, the Dolphins recorded their first road playoff win since 1972 with a 20-17 triumph over the Seattle Seahawks. The Seahawks' second possession of the game started at the Dolphins' 47 after Miami was forced to punt from its own four-yard line. From there, Seattle needed eight plays before Jon Kitna connected with Sean Dawkins for a nine-yard touchdown pass on third-and-three, with 6:18 to play in the first quarter. The score marked the second third-down conversion on the drive for the Seahawks. Kitna and Mike Pritchard hooked up for a pair of completions on the drive, totaling 29 yards. Brock Marion returned the ensuing kickoff 47 yards to midfield. The Dolphins then moved 37 yards in seven plays, leading to an Olindo Mare 32-yard field goal with 2:05 remaining in the opening quarter. The Seahawks re-gained their seven-point advantage with 45 seconds left in the first half on Todd Peterson's 50-yard field goal, which capped an eight-play, 49-yard drive that used 3:45 of the clock. The Dolphins took over at their own 40 on the opening possession of the second half after Peterson's kickoff went out of bounds. Led by Dan Marino, who completed all six of his passes, totaling 56 yards, Miami embarked on a ten-play, 60-yard drive that consumed 6:05 of the clock and ended with a one-yard touchdown pass from Marino to Oronde Gadsden on third-and-goal. The touchdown pass was the 31st for Marino in his playoff career, moving him past Terry Bradshaw into sole possession of second on the NFL's all-time postseason list. The key play on the march was a 27-yard completion from Marino to O.J. McDuffie on third-and-seven from the Seattle 46. Charlie Rogers took the ensuing kickoff and raced 85 yards for a touchdown to give Seattle the lead once again. The Dolphins pulled to within four points on Mare's 50-yard field goal with 2:22 to play in the third quarter, culminating a six-play, 32-yard drive in which Autry Denson rushed for 25 yards. The ensuing onside kick was recovered by Miami's Shawn Wooden, and the Dolphins took over at their own 42. Although they could not take advantage of that opportunity, Tom Hutton's punt that followed pinned Seattle at their own six. Down by four points with 9:09 to play, Miami gained possession at their own 15. On the third play of the series, they faced a third-and-17 from their own 8 when Marino hit Tony Martin for a 23-yard completion. From there, Miami marched the length of the field in just eight more plays, the final one being a two-yard TD run by J.J. Johnson with 4:48 to play in the game. Two plays prior to the score Marino connected with Gadsden for a 24-yard completion on third-and-10 from the Seahawks 29, giving them a first-and-goal from the 5. Seattle went three and out on their next series, and a Terrell Buckley interception with 23 seconds remaining ended any Seattle comeback hopes. The Dolphins dominated the second half of the game, as they gained 230 yards while holding Seattle to just 32 yards over the final 30 minutes of the game. Overall on the day, the Dolphins outgained Seattle by a 299-171 margin. They rushed for 108 yards while limiting the Seahawks to just 41 yards. The Dolphins held the ball for 34:48. Miami registered a club playoff record six sacks on the afternoon, including three by Trace Armstrong. Johnson finished the game with 86 yards rushing and a touchdown on 27 attempts. McDuffie and Martin each caught five passes.

MIAMI	3	0	10	7	-	20
SEATTLE	7	3	7	0	-	17

S – Dawkins, 9 pass from Kitna (Peterson kick)	8/47	1 - 8:42
M – FG Mare 32	7/37	1 - 12:55
S – FG Peterson 50	8/49	2 - 15:15
M – Gadsden, 1 pass from Marino (Mare kick)	10/60	3 - 6:05
S – Rogers, 85 kickoff return (Peterson kick)		3 - 6:23
M – FG Mare 50	6/32	3 - 12:38
M – Johnson, 2 run (Peterson kick)	11/85	4 - 10:12

ATT. – 66,170

	Miami	Seattle
First Downs/Total-Rush.-Pass.-Pen.	18-7-10-1	12-0-10-2
Total Yards/Pass-Average	299-68-4.4	171-56-3.1
Rushes-Yards-Average	37-108-2.9	20-41-2.1
Net Yards Passing-Times Thrown-Yards Lost	191-1-5	130-6-32
Passes Attempted-Completed-Intercepted	30-17-0	30-14-2
Punts/Number-Average	8/41.3	7/47.9
Penalties/Number-Yards	6-67	2-10
Fumbles/Number-Lost	0-0	0-0

INDIVIDUAL STATISTICS

RUSHING – Miami: Johnson 27-86, 1 TD; Denson 7-19, Pritchett 2-4; Marino 1-(-1).

Seattle: Watters 19-40; Kitna 1-1.

PASSING – Miami: Marino 30-17-0, 196 yards, 1 TD.

Seattle: Kitna 30-14-2, 162 yards, 1 TD.

RECEIVING – Miami: McDuffie 5-82; Martin 5-70; Gadsden 2-25, 1 TD; Johnson 2-3; Konrad 1-7;

Goodwin 1-6; Perry 1-3.

Seattle: Dawkins 3-35, 1 TD; Pritchard 3-34; Fauria 3-31; Watters 2-22; Brown 2-18; Galloway 1-22.

INTERCEPTIONS – Miami: Marion 1-31; Buckley 1-6.

Seattle: None.

SACKS – Miami: Armstrong 3; Owens 1; Z. Thomas 1; Wilson 1.

Seattle: Adams 1.

MISSED FIELD GOALS – Miami: None.

Seattle: None.

1999 AFC DIVISIONAL PLAYOFF

JAGUARS 62, DOLPHINS 7
January 15, 2000

ALLTEL Stadium
Jacksonville, FL

The Dolphins allowed the most point in club history and suffered their worst defeat ever as well. The Jaguars took a 7-0 lead on an eight-yard touchdown pass from Mark Brunell to Jimmy Smith on the first series of the game, 4:28 into the contest. A 41-yard completion from Mark Brunell to Jimmy Smith to the Dolphins' 22 was the key play on the 73-yard drive, in which Jacksonville converted all three of their third down attempts, including the touchdown. On the next play from scrimmage, Aaron Beasley intercepted a Dan Marino pass and Jacksonville took over at the Dolphins' 41. From there, the Jaguars moved 14 yards, setting up a Mike Hollis 45-yard field goal, with 6:19 to play in the opening quarter. The Jaguars scored for the third time in as many possessions when Fred Taylor broke loose for a 90-yard touchdown run with 3:46 remaining in the first quarter. On the following play from scrimmage, Tony Brackens stripped the ball from Marino, Brackens recovered and went 16 yards for the score. On the first play of the second quarter, Jacksonville scored again on a 39-yard touchdown pass from Brunell to Taylor on third-and-14. The Jaguars gained possession at the Dolphins' 21 on their next series after Corey Chamblin blocked a Tom Hutton punt. That led to a James Stewart 25-yard TD run three plays later. Hollis added a 28-yard field goal 1:51 prior to the half. That score came five plays after Carnell Lake recovered a J.J. Johnson fumble at the Dolphins' 30. Miami got its first points of the game three seconds before halftime when Marino and Oronde Gadsden combined for a 20-yard TD pass, on third-and-10. Jay Fiedler connected with Jimmy Smith for a 70-yard touchdown pass, 2:57 into the third quarter, giving Jacksonville 48 points on the afternoon, marking the most points that Miami has ever given up in the postseason. Fiedler fired his second touchdown pass of the day with 6:19 to play in the third quarter when he hit Alvis Whitted for a 38-yard scoring pass. Jacksonville finished the scoring with a Chris Howard five-yard touchdown run 4:23 into the fourth quarter, one play after Donovan Darius recovered an Autry Denson fumble.

MIAMI	0	7	0	0	-	7
JACKSONVILLE	24	17	14	7	-	62

J – Smith, 8 pass from Brunell (Hollis kick)	9/73	1 - 4:28
J – FG Hollis 45	9/14	1 - 8:41
J – Taylor, 90 run (Hollis kick)	2/91	1 - 11:14
J – Brackens, 16 fumble return (Hollis kick)		1 - 11:39
J – Taylor, 39 pass from Brunell (Hollis kick)	4/53	2 - :12
J – Stewart, 25 run (Hollis kick)	3/21	2 - 2:55
J – FG Hollis 28	5/20	2 - 13:09
M – Gadsden, 20 pass from Marino (Mare kick)	9/80	2 - 14:57
J – Smith, 70 pass from Fiedler (Hollis kick)	3/78	3 - 2:57
J – Whitted, 38 pass from Fiedler (Hollis kick)	5/69	3 - 8:41
J – Howard, 5 run (Hollis kick)	1/5	4 - 4:23

ATT. – 66,170

	Miami	Jacksonville
First Downs/Total-Rush.-Pass.-Pen.	10/0-6-4	21/10-10-1
Third Down Efficiency	2-14/14.3	8-16/50.0
Total Yards-Plays-Average	133-65-2.0	520-68-7.6
Rushes-Yards-Average	19-23-1.2	46-257-5.6
Net Yards Passing-Times Thrown-Yards Lost	110-5-31	263-2-14
Passes Attempted-Completed-Intercepted	41-16-2	20-12-1
Punts/Number-Average	9-39.6	5-39
Penalties/Number-Yards	9-88	7-51
Fumbles/Number-Lost	6-5	1-1

INDIVIDUAL STATISTICS

RUSHING – Miami: Denson 6-10; Pritchett 2-10; Johnson 8-9; Huard 1-2; Marino 1-0; Hutton 1-(-8).
Jacksonville: Taylor 18-135, 1 TD; Stewart 11-62, 1 TD; Howard 15-54, 1 TD; Brunell 1-6; Shelton 1-0.

PASSING – Miami: Marino 25-11-2, 95 yards, 1 TD; Huard 16-5-0, 46 yards, 0 TDs.
Jacksonville: Brunell 9-5-0, 105 yards, 2 TDs; Fiedler 11-7-1, 172 yards, 2 TDs.

RECEIVING – Miami: Gadsden 6-62, 1 TD; Konrad 3-30; McDuffie 2-19; Pritchett 2-17; Johnson 2-11; Drayton 1-2.

Jacksonville: Smith 5-136, 2 TDs; McCardell 4-52; Taylor 1-39, 1 TD; Whitted 1-38, 1 TD; Shelton 1-12.

INTERCEPTIONS – Miami: Jackson 1-0 yards.

Jacksonville: Beasley 2-5 yards.

SACKS – Miami: Bowens 1.0; Mixon 1.0.

Jacksonville: Walker 2; Brackens 1; Leroy 1; Marts 1.

MISSED FIELD GOALS – Miami: None.

Jacksonville: Hollis 39(WL).

2000 AFC FIRST-ROUND PLAYOFF

DOLPHINS 23, COLTS 17 (OT)
December 30, 2000

Pro Player Stadium
Miami, FL

The Miami Dolphins recorded the second-largest comeback win in team playoff history as they rallied from a 14-0 halftime deficit to earn a 23-17 overtime win against the Indianapolis Colts at Pro Player Stadium. The Dolphins faced a fourth-and-six from the Colts' 39 on their first possession of the game, but could not convert. The Colts took over and marched 47 yards in seven plays, en route to a Mike Vanderjagt 32-yard field goal. The Dolphins made it to the Colts' 33 late in the first quarter, but on third-and-14, Chad Cota intercepted a Jay Fiedler pass in the end zone. Vanderjagt lined up to attempt his second field goal in as many series, but the run by holder Hunter Smith on the fake was short of the first down. On the next play from scrimmage, Chad Bratzke intercepted a Fiedler pass and returned it four yards to the Dolphins' four. That led to a seven-play, 17-yard drive that culminated with a Vanderjagt 26-yard field goal. Fiedler suffered his third interception in as many series three plays later when Cota picked off his second pass of the day, giving the Colts the ball at the Dolphins' 18. Two plays later, Peyton Manning connected with Jerome Pathon for a 17-yard score. That was followed by a Manning to Ken Dilger pass for the two-point conversion. The Dolphins had a chance to put their first points on the board with 31 seconds left in the first half, but Olindo Mare missed wide right on a 38-yard field goal attempt. The Dolphins opened the second half with an 11-play, 70-yard drive that ended with a two-yard scoring run by Lamar Smith, 6:51 into the half. Smith rushed for 42 yards on seven attempts on the march. The Dolphins cut the lead to four points 4:37 into the fourth quarter on a 38-yard field goal by Mare, which capped a nine-play, 53-yard drive. The Colts answered with a nine-play, 45-yard march which ended with a Vanderjagt 50-yard field goal. The Dolphins took over at their own 20 with 4:55 to play in the game, and marched the length of the field in 14 plays towards the game-tying score, a nine-yard touchdown pass from Fiedler to Jed Weaver on third-and-goal, with 34 seconds remaining in the game. Fiedler threw for 52 yards on the drive, as he completed six of 10 passes while also rushing three times for 15 yards. The Colts got into field goal position 5:44 into the overtime period, but Vanderjagt missed wide right on a 49-yard field goal attempt. The Dolphins took over at their own 39, and on the third play from scrimmage, they got into Colts territory at the 48 on a six-yard completion from Fiedler to Jeff Ogden on third-and-three. Eight plays later, Smith gave the Dolphins their third straight victory in the First Round of the playoffs on a 17-yard touchdown run with 3:34 left in overtime. Smith's 40 attempts represented a new NFL playoff single-game best. His yardage figure was the second-most ever in an NFL postseason contest.

INDIANAPOLIS	3	11	0	3	0	–	17
MIAMI	0	0	7	10	6	–	23

I – FG Vanderjagt 32	7/47	1 - 7:11
I – FG Vanderjagt 26	7/17	2 - 5:27
I – Pathon, 17 pass from Manning (Manning pass to Dilger)	2/18	2 - 7:13
M – L. Smith, 2 run (Mare kick)	11/70	3 - 6:51
M – FG Mare 38	9/53	4 - 4:37
I – FG Vanderjagt 50	9/45	4 - 10:05
M – Weaver, 9 pass from Fiedler (Mare kick)	14/80	4 - 14:26
M – L. Smith, 17 run (Mare kick)	11/61	OT - 9:18

ATT. – 73,193

	Indianapolis	Miami
First Downs/Total-Rush-Pass-Pen.	14/6-8-0	26/16-10-0
Third Down Efficiency	2-11/18.2	8-17/47.1
Total Yards-Plays-Average	293-55-5.3	434-84-5.2
Rushes-Yards-Average	23-99-4.3	48-258-5.4
Net Yards Passing-Sacked-Yards Lost	194-0-0	176-2-9
Passes Attempted-Completed-Intercepted	32-17-0	34-19-3

	Indianapolis	Miami
Punts/Number-Average	4-42.8	3-46
Penalties/Number-Yards	1-10	7-55
Fumbles/Number-Lost	0-0	0-0
Time of Possession	27:46	43:40

INDIVIDUAL STATISTICS

RUSHING – Miami: L. Smith 40-209, 2 TDs; Fiedler 7-43; Martin 1-6.

Indianapolis: James 21-107; Manning 1-(-2); Smith 1-(-6).

PASSING – Miami: Fiedler 34-19-3, 185 yards, 1 TD.

Indianapolis: Manning 32-17-0, 194 yards, 1 TD.

RECEIVING – Miami: McDuffie 4-57; Gadsden 4-38; L. Smith 3-18; Martin 2-21; Johnson 2-18; Denson 2-18; Weaver 1-9, 1 TD; Ogden 1-6.

Indianapolis: Pathon 5-69, 1 TD; Harrison 5-63; James 3-33; Dilger 3-16; Pollard 1-13.

INTERCEPTIONS – Miami: None.

Indianapolis: Cota 2-23 yards; Bratzke 1-4 yards.

SACKS – Miami: None

Indianapolis: Johnson 1; Belser 0.5; Whittington 0.5.

MISSED FIELD GOALS – Miami: Mare 38(WR).

Indianapolis: Vanderjagt 49(WR).

2000 AFC DIVISIONAL PLAYOFF

RAIDERS 27, DOLPHINS 0
January 6, 2001

Network Associates Coliseum
Oakland, CA

The Miami Dolphins suffered the first shutout in the team's playoff history with a 27-0 loss to the Oakland Raiders. The Raiders got on the board first 3:34 into the contest when Tory James intercepted a Jay Fiedler pass and returned it 90 yards for a touchdown, the longest interception return ever against the Dolphins in the postseason. The score occurred after the Dolphins were at the Raiders' 16. The Raiders opened a ten-point lead with 4:52 to play in the first quarter on a Sebastian Janikowski 36-yard field goal, which capped an eight-play, 46-yard drive. Janikowski converted his second field goal in as many offensive series when he hit from 33 yards out, 6:24 into the second quarter. The 12-play, 78-yard drive was highlighted by a 32-yard catch-and-run by Terry Kirby to midfield. The Raiders took a 20-point advantage with 1:53 to play in the first half on a six-yard touchdown pass from Rich Gannon to James Jett on third-and-four. The drive began at the Dolphins' 43 after Charles Woodson recovered a Lamar Smith fumble that was forced by Tory James. Of the 43 yards on the march, Gannon scrambled for 19 yards. The final points of the day were scored on the Raiders' first possession of the second half when Tyrone Wheatley ran it in from two yards out, culminating a 12-play, 54-yard drive that used 6:50 of the clock. Gannon threw for 32 yards on the march, including a 12-yard completion to Tim Brown on third-and-seven, one play prior to the touchdown.

MIAMI	0	0	0	0	-	0
OAKLAND	10	10	7	0	-	27

O – James, 90 interception return (Janikowski kick)	1 - 3:24
O – FG Janikowski 36	8/46 1 - 10:08
O – FG Janikowski 33	12/78 2 - 6:24
O – Jett, 6 pass from Gannon (Janikowski kick)	9/43 2 - 13:57
O – Wheatley, 2 run (Janikowski kick)	12/54 3 - 9:04

ATT. – 61,998

	Miami	Oakland
First Downs/Total-Rush-Pass Pen.	10/0-8-2	20/10-7-3
Third Down Efficiency	2-12/16.7	8-16/50.0
Total Yards-Plays-Average	204-56-3.6	267-66-4.0
Rushes-Yards-Average	17-40-2.4	45-140-3.1
Net Yards Passing-Sacked-Yards Lost	164-2-12	127-3-16
Passes Attempted-Completed-Intercepted	37-18-3	18-12-0
Punts/Number-Average	6-34.2	5-46.8
Penalties/Number-Yards	8-55	6-40
Fumbles/Number-Lost	1-1	1-1
Time of Possession	22:36	37:24

INDIVIDUAL STATISTICS

RUSHING – Miami: Johnson 3-12; Denson 3-12; Fiedler 3-12; L. Smith 8-4.

Oakland: Wheatley 19-56, 1 TD; Kirby 11-37; Gannon 5-31; Jordan 5-15; Kaufman 1-4; Crockett 1-3; Hoying 2-(-2); Jett 1-(-4).

PASSING – Miami: Fiedler 37-18-3, 176 yards, 0 TDs.

Oakland: Gannon 18-12-0, 143 yards, 0 TDs; Hoying 0-0-0, 0 yards, 0 TDs.

RECEIVING – Miami: Denson 6-42; Shepherd 4-20; McDuffie 3-43; Martin 2-27; Gadsden 1-33; Johnson 1-7; L. Smith 1-4.

Oakland: Kirby 2-35; Rison 2-28; Brown 2-27; Jordan 2-14; Jett 2-13; Brigham 1-17; Crockett 1-9.

INTERCEPTIONS – Miami: None.

Oakland: James 2-98 yards, 1 TD; Allen 1-0 yards.

SACKS – Miami: Armstrong 1; Bromell 1; Jones 1.

Oakland: Bryant 1; Coleman 1.

MISSED FIELD GOALS – Miami: None.

Oakland: Janikowski 58(S).

2001 AFC FIRST-ROUND PLAYOFF

RAVENS 20, DOLPHINS 3

January 13, 2002

Pro Player Stadium

Miami, FL

The Dolphins dropped their first home playoff game since January 17, 1993, snapping a three-game home playoff win streak. Twan Russell stripped the ball from Jermaine Lewis on the game's opening kickoff and Tommy Hendricks recovered at the Ravens' 24-yard line, leading to an Olindo Mare 33-yard field goal four plays later. The score remained that way until the third play of the second quarter when Terry Allen scored on a four-yard run, culminating a 17-play, 90-yard drive in which Baltimore ran the ball 12 times totaling 61 yards, led by Allen, who rushed for 27 yards on four carries. With just more than a minute remaining in the first half, Jamie Sharper recovered a Travis Minor fumble at the Dolphins' 41-yard line. The Ravens were unable to capitalize, however, as Matt Stover's 40-yard field goal attempt as time expired hit the left upright. Baltimore extended its lead to 11 points with 1:20 to play in the third quarter when Elvis Grbac hit Travis Taylor in the end zone for a four-yard touchdown pass on third-and-goal, capping an 11-play, 99-yard drive. The key play was a 45-yard completion from Grbac to Taylor on third-and-one from the Ravens' 10-yard line. Peter Boulware stripped the ball from Jay Fiedler on a sack on the third play of the fourth quarter, and Boulware recovered at the Dolphins' 37-yard line. That resulted in a Matt Stover 35-yard field goal six plays afterward. Stover added his second field goal in as many series with a 40-yarder with 2:01 to play in the game. That three-pointer came 11 plays after a Duane Starks interception after the Dolphins had made it to the Ravens' 42-yard line. Baltimore rushed for 49 yards on eight attempts on the scoring drive.

BALTIMORE	0	7	7	6	-	20
MIAMI	3	0	0	0	-	3

M – FG Mare 33	4/9/2:03	1 -12:46
B – Allen, 4 run (Stover kick)	17/90/8:51	2 -13:34
B – Taylor, 4 pass from Grbac (Stover kick)	11/99/5:42	3 - 1:20
B – FG Stover 35	6/20/3:33	4 -11:05
B – FG Stover 40	11/50/6:33	4 - 2:01

ATT. – 72,251

	Baltimore	Miami
First Downs/Total-Rush-Pass Pe.	20/12-7-1	9/1-6-2
Third Down Efficiency	10-16/62.5	3-11/27.3
Total Yards-Plays-Average	347-69-5.0	151-46-3.3
Rushes-Yards-Average	50-226-4.5	15-46-3.1
Net Yards Passing-Sacked-Yards Lost	121-1-12	105-3-17
Passes Attempted-Completed-Intercepted	18-12-0	28-15-1
Punts/Number-Average	4-45.5	5-47.4
Penalties/Number-Yards	5-35	6-36
Fumbles/Number-Lost	1-1	3-2
Time of Possession	37:54	22:06

INDIVIDUAL STATISTICS

RUSHING – Miami: Fiedler 3-16; Minor 5-14; Lucas 1-10; Smith 6-6.

Baltimore: Allen 25-109, 1 TD; Brookins 10-65; Williams 6-24; Taylor 1-15; Ayanbadejo 2-8; J. Lewis 2-4; Grbac 2-3; Redman 2-(-2).

PASSING – Miami: Fiedler 28-15-1, 122 yards, 0 TDs.

Baltimore: Grbac 18-12-0, 133 yards, 1 TD.

RECEIVING – Miami: Ward 5-55; McKnight 4-26; Weaver 2-22; Minor 2-4; Gadsden 1-9; Smith 1-6.

Baltimore: Sharpe 4-23; Taylor 2-49, 1 TD; Ismail 1-16; Gash 1-13; Heap 1-11; Stokley 1-11; Ayanbadejo 1-7; Brookins 1-3.

INTERCEPTIONS – Miami: None.

Baltimore: Starks 1-26 yards.

SACKS – Miami: Galyon 1.

Baltimore: Boulware 1; Mitchel 1; Sharper 1.

MISSED FIELD GOALS – Miami: None.

Baltimore: Stover 40(WL).

DOLPHINS INDIVIDUAL PLAYOFF RECORDS

The following individual records relate solely to service with the Miami Dolphins. They include National Football League playoff and Super Bowl statistics only. Super Bowl games are marked with a "***."

SERVICE

MOST GAMES PLAYED

- 19 Bob Kuechenberg (1970-84)
- 18 Dan Marino (1983-99)
- 13 by six players

MOST STARTS

- 19 Bob Kuechenberg (1970-84)
- 18 Dan Marino (1983-99)
- 13 Kim Bokamper (1977-85)
- 13 Richmond Webb (1990-00)

SCORING

MOST POINTS

Career

- 64 Garo Yepremian (12 games), 28 XPs, 12 FGs
- 60 Larry Csonka (12 games), 10 TDs

Game

- 18 Larry Csonka (12/30/73 vs. Oakland), 3 TDs

MOST TOUCHDOWNS

Career

- 10 Larry Csonka (12 games), 9 run, 1 pass
- 6 Jim Kiick (11 games), 6 run

Game

- 3 Larry Csonka (12/30/73 vs. Oakland), 3 run

MOST FIELD GOALS

Career

- 12 Garo Yepremian (12 games), 20 attempts
- 9 Uwe von Schamann (ten games), 15 attempts
- 9 Olindo Mare (eight games), 11 attempts

Game

- **3 Uwe von Schamann (1/20/85 vs. San Francisco), 3 attempts
- 3 Olindo Mare (1/2/99 vs. Buffalo), 4 attempts

LONGEST FIELD GOALS

- 58 Pete Stoyanovich (1/5/91 vs. Kansas City)
- 51 Fuad Reveiz (1/4/86 vs. Cleveland)
- 51 Pete Stoyanovich (1/17/93 vs. Buffalo)

MOST POINTS AFTER TOUCHDOWNS

Career

- 32 Uwe von Schamann (ten games), 33 attempts
- 28 Garo Yepremian (12 games), 29 attempts

Game

- 6 Uwe von Schamann (1/6/85 vs. Pittsburgh), 6 attempts
- 5 Uwe von Schamann (1/2/82 vs. San Diego), 5 attempts

MOST TWO-POINT CONVERSIONS

Career

- 1 O.J. McDuffie (six games)
- 1 Stanley Pritchett (three games)

Game

- 1 O.J. McDuffie (12/30/95 at Buffalo)
- 1 Stanley Pritchett (1/2/99 vs. Buffalo)

RUSHING

MOST RUSHING YARDS

Career

- 891 Larry Csonka (12 games), 225 attempts
- 454 Tony Nathan (11 games), 118 attempts

Game

- 209 Lamar Smith (12/30/00 vs. Indianapolis), 40 attempts
- **145 Larry Csonka (1/13/74 vs. Minnesota), 33 attempts

MOST RUSHING ATTEMPTS

Career

- 225 Larry Csonka (12 games)
- 118 Tony Nathan (11 games)

Game

- 40 Lamar Smith (12/30/00 vs. Indianapolis), 209 yards (NFL Record)
- **33 Larry Csonka (1/13/74 vs. Minnesota), 145 yards

MOST RUSHING TOUCHDOWNS

Career

- 9 Larry Csonka (12 games)
- 6 Jim Kiick (11 games)

Game

- 3 Larry Csonka (12/30/73 vs. Oakland)
- 2 Four times, last: Lamar Smith (12/30/00 vs. Indianapolis)

MOST 100-YARD RUSHING GAMES

Career

- 4 Larry Csonka (12 games)
- 1 Mercury Morris (ten games)
- 1 Andra Franklin (six games)
- 1 Lamar Smith (three games)

LONGEST RUNS FROM SCRIMMAGE

- **49 Larry Csonka (1/14/73 vs. Washington)
- 37 Larry Seiple (12/31/72 at Pittsburgh)

PASSING

MOST YARDS PASSING

Career

- 4,510 Dan Marino (18 games)
- 1,467 Bob Griese (12 games)

Game

- 422 Dan Marino (12/30/95 at Buffalo), 33 of 64
- 421 Dan Marino (1/6/85 vs. Pittsburgh), 21 of 32

MOST PASS ATTEMPTS

Career

- 687 Dan Marino (18 games)
- 208 Bob Griese (12 games)

Game

- 64 Dan Marino (12/30/95 at Buffalo), 33 completions
- **50 Dan Marino (1/20/85 vs. San Francisco), 29 completions

MOST PASS COMPLETIONS

Career

- 385 Dan Marino (18 games)
- 112 Bob Griese (12 games)

Game

- 33 Dan Marino (12/30/95 at Buffalo), 64 attempts
- 29 Don Strock (1/2/82 vs. San Diego), 43 attempts
- **29 Dan Marino (1/20/85 vs. San Francisco), 50 attempts

MOST CONSECUTIVE PASS COMPLETIONS

- 13 Don Strock (1/2/82 vs. San Diego)
- 11 Dan Marino (1/5/91 vs. Kansas City through 1/12/91 at Buffalo)

MOST TOUCHDOWN PASSES

Career

- 32 Dan Marino (18 games)
- 10 Bob Griese (12 games)

Game

- 4 Don Strock (1/2/82 vs. San Diego)
- 4 Dan Marino (1/6/85 vs. Pittsburgh)

MOST PASSES HAD INTERCEPTED

Career

- 24 Dan Marino (18 games)
- 12 Bob Griese (12 games)

Game

- 3 David Woodley (1/23/83 vs. N.Y. Jets), 21 attempts
- 3 Dan Marino (12/30/95 at Buffalo), 64 attempts
- 3 Jay Fiedler (12/30/00 vs. Indianapolis), 34 attempts
- 3 Jay Fiedler (1/6/01 at Oakland), 37 attempts

HIGHEST COMPLETION PERCENTAGE

Career (minimum 50 completions)

- 56.0 Dan Marino (18 games), 385 of 687 attempts
- 53.8 Bob Griese (12 games), 112 of 208 attempts

Game (minimum 12 completions)

- 84.2 David Woodley (1/8/83 vs. New England), 16 of 19 attempts
- 77.3 David Woodley (1/16/83 vs. San Diego), 17 of 22 attempts

MOST 300-YARD PASSING GAMES

Career

- 4 Dan Marino (18 games)
- 1 Don Strock (13 games)

LONGEST PASS PLAYS

- **76t David Woodley to Jimmy Cefalo (1/30/83 vs. Washington)
- 75t Bob Griese to Paul Warfield (1/2/72 vs. Baltimore)

RECEIVING

MOST RECEPTIONS

Career

- 65 Tony Nathan (11 games)
- 50 O.J. McDuffie (ten games)

Game

- 11 O.J. McDuffie (12/30/95 at Buffalo), 154 yards
- **10 Tony Nathan (1/20/85 vs. San Francisco), 83 yards
- 10 Tony Nathan (1/4/86 vs. Cleveland), 101 yards

MOST RECEIVING YARDS

Career

- 717 Paul Warfield (11 games), 21.1 per catch
- 649 Tony Nathan (11 games), 10.0 per catch

Game

- 154 O.J. McDuffie (12/30/95 at Buffalo), 11 receptions
- 148 Mark Duper (1/6/85 vs. Pittsburgh), 5 receptions

MOST RECEIVING TOUCHDOWNS

Career

- 5 Mark Duper (ten games), 32 receptions
- 4 Paul Warfield (11 games), 34 receptions
- 4 Bruce Hardy (13 games), 26 receptions
- 4 Keith Jackson (four games), 19 receptions

Game

- 2 Joe Rose (1/2/82 vs. San Diego)
- 2 Bruce Hardy (1/8/83 vs. New England)
- 2 Mark Duper (1/6/85 vs. Pittsburgh)
- 2 Keith Jackson (1/10/93 vs. San Diego)
- 2 Keith Jackson (1/8/95 at San Diego)

MOST 100-YARD RECEIVING GAMES

Career

- 3 Mark Duper (ten games)
- 3 Tony Nathan (11 games)

PUNTING

MOST PUNTS

Career

- 50 Larry Seiple (11 games), 1,990 yards
- 40 Reggie Roby (ten games), 1,622 yards

Game

- 10 Tom Orosz (1/23/83 vs. N.Y. Jets), 333 yards
- 8 Three times, last: Tom Hutton (1/15/00 at Jacksonville, 356 yards)

HIGHEST PUNTING AVERAGE

Career (minimum 25 punts)

- 40.6 Reggie Roby (ten games), 40 punts
- 39.8 Larry Seiple (11 games), 50 punts

Game (minimum 4 punts)

- 48.6 George Roberts (12/24/78 vs. Houston), 5-243
- 47.4 Matt Turk (1/13/02 vs. Baltimore), 5-237

LONGEST PUNTS

- 64 Reggie Roby (1/5/91 vs. Kansas City), net 53
- 62 Reggie Roby (1/4/86 vs. Cleveland), net 62

PUNT RETURNS

MOST PUNT RETURNS

Career

- 16 Tom Vigorito (seven games)
- 14 Jake Scott (ten games)

Game

- 6 Nate Jacquet (1/9/00 at Seattle), 10.5 avg.
- 5 Scott Miller (1/10/93 vs. San Diego), 9.0 avg.

MOST PUNT RETURN YARDS

Career

- 129 Tom Vigorito (seven games)
- 113 O.J. McDuffie (ten games)
- 110 Nate Jacquet (four games)

Game

- 66 Jeff Ogden (1/6/01 at Oakland), 3 returns
- 63 Nate Jacquet (1/9/00 at Seattle), 6 returns

LONGEST PUNT RETURNS

- 45 Jeff Ogden (1/6/01 at Oakland)
- 29 Nate Jacquet (1/15/00 at Jacksonville)

HIGHEST PUNT RETURN AVERAGE

Career (minimum 10 returns)

- 8.1 Tom Vigorito (seven games), 16 returns
- 6.8 Jake Scott (ten games), 14 returns

Game (minimum three returns)

- 22.0 Jeff Ogden (1/6/01 at Oakland), 3-66
- 10.5 Nate Jacquet (1/9/00 at Seattle), 6-63

MOST FAIR CATCHES

Career

- 11 Jake Scott (seven games) of 25 punts
- 7 O.J. McDuffie (ten games) of 16 punts

Game

- 4 Jake Scott (12/23/73 vs. Cincinnati) of five punts

KICKOFF RETURNS

MOST KICKOFF RETURNS

Career

- 23 Fulton Walker (nine games)
- 13 Mercury Morris (ten games)

Game

- 8 Marc Logan (1/12/91 at Buffalo), 17.3 average
- 6 Fulton Walker (12/31/83 vs. Seattle), 17.3 average
- 6 Lorenzo Hampton (1/12/86 vs. New England), 15.2 average

MOST KICKOFF RETURN YARDS

Career

- 556 Fulton Walker (nine games)
- 293 Brock Marion (seven games)

Game

- **190 Fulton Walker (1/30/83 vs. Washington), long 98t
- 138 Marc Logan (1/12/91 at Buffalo), long 44

LONGEST KICKOFF RETURNS

- **98t Fulton Walker (1/30/83 vs. Washington)
- 89t Nat Moore (12/21/74 at Oakland)

HIGHEST KICKOFF RETURN AVERAGE

Career (minimum 10 returns)

- 24.9 O.J. McDuffie (ten games), 10 returns
- 24.4 Brock Marion (seven games), 12 returns

Game (minimum four returns)

- **47.5 Fulton Walker (1/30/83 vs. Washington), 4-190
- 24.2 John Avery (1/9/99 at Denver), 5-121

INTERCEPTIONS

MOST INTERCEPTIONS

Career

- 5 Dick Anderson (11 games)
- 4 by five players

Game

- 3 A.J. Duhe (1/23/83 vs. N.Y. Jets), 36 yards
- 2 Four times, last 1992

LONGEST INTERCEPTION RETURNS

- 62t Dick Anderson (1/2/72 vs. Baltimore), John Unitas
- **55 Jake Scott (1/14/73 vs. Washington), Bill Kilmer

SACKS

MOST SACKS

Career

- 8 Kim Bokamper (13 games)
- 6 Trace Armstrong (eight games)

Game

- 3 Trace Armstrong (1/9/00 at Seattle)
- 2 Bob Heinz (1/2/72 vs. Baltimore)
- 2 Bob Matheson (12/23/73 vs. Cincinnati)
- 2 Kim Bokamper (12/24/78 vs. Houston)
- 2 Kim Bokamper (1/2/82 vs. San Diego)
- 2 A.J. Duhe (1/16/83 vs. San Diego)
- 2 Kim Bokamper (1/23/83 vs. N.Y. Jets)
- 2 Marco Coleman (1/8/95 at San Diego)

FUMBLES

MOST FUMBLES

Career

- 8 Dan Marino (18 games)
- 5 Andra Franklin (six games)

Game

- 3 Andra Franklin (1/8/83 vs. New England)
- 2 Seven times, last 1999

MOST OWN FUMBLE RECOVERIES**Career**

- 3 Dan Marino (18 games)
- 2 Bob Griese (12 games)

Game

- 2 Bob Griese (12/27/70 at Oakland)

MOST OPPONENT FUMBLE RECOVERIES**Career**

- 2 Doug Betters (13 games)
- 2 Larry Gordon (seven games)
- 2 Jake Scott (11 games)

Game

- 2 Larry Gordon (12/31/72 at Pittsburgh)

DOLPHINS TEAM PLAYOFF RECORDS

SCORING

MOST POINTS SCORED

- 45 1/6/85 vs. Pittsburgh
- 38 1/2/82 vs. San Diego

FEWEST POINTS SCORED

- 0 1/6/01 at Oakland
- **3 1/16/72 vs. Dallas
- 3 12/28/97 at New England
- 3 1/9/99 at Denver
- 3 1/13/02 vs. Baltimore

MOST POINTS ALLOWED

- 62 1/15/00 at Jacksonville
- 44 1/12/91 at Buffalo

FEWEST POINTS ALLOWED

- 0 1/2/72 vs. Baltimore
- 0 1/23/83 vs. N.Y. Jets
- 0 1/10/93 vs. San Diego

MOST POINTS, BOTH TEAMS

- 79 San Diego 41, at Miami 38, OT (1/2/82)
- 78 at Buffalo 44, Miami 34 (1/12/91)

FEWEST POINTS, BOTH TEAMS

- 14 at Miami 14, N.Y. Jets 0 (1/23/83)
- 20 at New England 17, Miami 3 (12/28/97)

MOST DECISIVE WIN

- 31 31-0 vs. San Diego (1/10/93)
- 21 21-0 vs. Baltimore (1/2/72)
- 21 34-13 vs. San Diego (1/16/83)
- 21 31-10 vs. Seattle (12/29/84)

MOST DECISIVE LOSS

- 55 62-7 at Jacksonville (1/15/00)
- 35 38-3 at Denver (1/9/99)

MOST TOUCHDOWNS SCORED BY**Rushing**

- 3 12/30/73 vs. Oakland
- **3 1/13/74 vs. Minnesota

Passing

- 4 1/2/82 vs. San Diego
- 4 1/6/85 vs. Pittsburgh

Interception

- 1 1/2/72 vs. Baltimore
- 1 1/23/83 vs. N.Y. Jets

Kickoff Return

- 1 12/21/74 at Oakland
- **1 1/30/83 vs. Washington

MOST TOUCHDOWNS ALLOWED BY**Rushing**

- 3 12/30/79 at Pittsburgh
- 3 12/30/95 at Buffalo
- 3 1/9/99 at Denver
- 3 1/15/00 at Jacksonville

Passing

- 4 12/21/74 at Oakland
- 4 1/15/00 at Jacksonville
- 3 Five times, last 1990

Interception

- 1 12/27/70 at Oakland
- 1 12/23/73 vs. Cincinnati
- 1 12/28/97 at New England

Punt Return

- 1 1/2/82 vs. San Diego

Kickoff Return

- 1 1/9/00 at Seattle

MOST POINTS IN A QUARTER, DOLPHINS**1st-**

- 14 12/23/73 vs. Cincinnati
- **14 1/13/74 vs. Minnesota

2nd-

- 21 1/10/93 vs. San Diego
- 20 1/16/83 vs. San Diego

3rd-

- 14 1/2/82 vs. San Diego
- 14 12/29/84 vs. Seattle
- 14 1/6/85 vs. Pittsburgh
- 14 1/4/86 vs. Cleveland

4th-

- 22 12/30/95 at Buffalo
- 14 1/5/91 vs. Kansas City
- 14 1/12/91 at Buffalo

MOST POINTS IN A QUARTER, OPPONENT**1st-**

- 24 1/2/82 vs. San Diego
- 24 1/15/00 at Jacksonville
- 20 12/30/79 at Pittsburgh

2nd-

- **21 1/20/85 vs. San Francisco
- 17 1/15/00 at Jacksonville

3rd-

- 14 1/15/00 at Jacksonville
- 10 12/30/73 vs. Oakland
- **10 1/20/85 vs. San Francisco
- 10 1/17/93 vs. Buffalo
- 10 12/28/97 at New England

4th-

14	12/21/74 at Oakland
**14	1/30/83 vs. Washington
14	1/12/91 at Buffalo
14	1/9/99 at Denver

MOST POINTS IN A HALF, DOLPHINS**1st-**

27	1/16/83 vs. San Diego
24	1/6/85 vs. Pittsburgh

2nd-

22	12/30/95 at Buffalo
21	Three times, last 1986

MOST POINTS IN A HALF, OPPONENT**1st-**

41	1/15/00 at Jacksonville
**28	1/20/85 vs. San Francisco
27	1/12/91 at Buffalo

2nd-

21	12/21/74 at Oakland
21	1/15/00 at Jacksonville
20	12/31/83 vs. Seattle

FIRST DOWNS

MOST FIRST DOWNS

29	1/16/83 vs. San Diego
28	1/6/85 vs. Pittsburgh

FEWEST FIRST DOWNS

**9	1/30/83 vs. Washington
9	1/13/02 vs. Baltimore
**10	1/16/72 vs. Dallas
10	12/28/97 at New England
10	1/15/00 at Jacksonville
10	1/6/01 at Oakland

MOST FIRST DOWNS ALLOWED

34	1/2/82 vs. San Diego
**31	1/20/85 vs. San Francisco

FEWEST FIRST DOWNS ALLOWED

8	12/29/84 vs. Seattle
10	1/23/83 vs. N.Y. Jets
10	1/10/93 vs. San Diego

MOST FIRST DOWNS BY**Rushing**

18	12/23/73 vs. Cincinnati
18	12/30/73 vs. Oakland

Passing

21	1/2/82 vs. San Diego
20	12/30/95 at Buffalo

Penalty

5	1/2/99 vs. Buffalo
---	--------------------

FEWEST FIRST DOWNS BY**Rushing**

0	1/15/00 at Jacksonville
0	1/6/01 at Oakland
1	1/9/99 at Denver
1	1/13/02 vs. Baltimore

Passing

2	12/30/73 vs. Oakland
**2	1/30/83 vs. Washington

MOST FIRST DOWNS ALLOWED BY**Rushing**

18	12/30/95 at Buffalo
**16	1/20/85 vs. San Francisco

Passing

21	1/2/82 vs. San Diego
17	12/31/94 vs. Kansas City

Penalty

3	Four times, last at Oakland, 1/6/01
---	-------------------------------------

FEWEST FIRST DOWNS ALLOWED BY**Rushing**

0	1/9/00 at Seattle
2	1/23/83 vs. N.Y. Jets
2	12/29/84 vs. Seattle

Passing

5	1/4/86 vs. Cleveland
6	Six times, last 1985

TOTAL NET YARDS

MOST NET YARDS GAINED

569	1/6/85 vs. Pittsburgh
502	12/30/95 at Buffalo

FEWEST NET YARDS GAINED

133	1/15/00 at Jacksonville
151	1/13/02 vs. Baltimore

MOST NET YARDS ALLOWED

564	1/2/82 vs. San Diego
**537	1/20/85 vs. San Francisco

FEWEST NET YARDS ALLOWED

139	1/23/83 vs. N.Y. Jets
171	1/9/00 at Seattle

RUSHING

MOST RUSHING YARDS

266	12/30/73 vs. Oakland, 53 att.
258	12/30/00 vs. Indianapolis, 48 att.

FEWEST RUSHING YARDS

14	1/9/99 at Denver
23	1/15/00 at Jacksonville

MOST RUSHING YARDS ALLOWED

341	12/30/95 at Buffalo, 52 att.
**276	1/30/83 vs. Washington, 52 att.

FEWEST RUSHING YARDS ALLOWED

41	1/9/00 at Seattle, 20 att.
51	12/29/84 vs. Seattle, 18 att.

MOST RUSHING ATTEMPTS

56	1/16/83 vs. San Diego, 214 yards
53	Two times, last 1974

FEWEST RUSHING ATTEMPTS

8	1/8/95 at San Diego
**9	1/20/85 vs. San Francisco, 25 yards
11	1/13/93 vs. Buffalo, 33 yards

MOST RUSHING ATTEMPTS, OPPONENT

59	1/12/86 vs. New England, 255 yards
**52	1/30/83 vs. Washington, 276 yards
52	12/30/95 at Buffalo, 341 yards

FEWEST RUSHING ATTEMPTS, OPPONENT

16	1/10/93 vs. San Diego, 70 yards
17	1/16/83 vs. San Diego, 79 yards

PASSING

MOST NET YARDS PASSING

435	1/6/85 vs. Pittsburgh
432	12/30/95 at Buffalo

FEWEST NET YARDS PASSING

26 12/30/73 vs. Oakland
60 1/23/83 vs. N.Y. Jets

MOST NET YARDS PASSING ALLOWED

415 1/2/82 vs. San Diego
339 1/12/91 at Buffalo
339 1/2/99 vs. Buffalo

FEWEST NET YARDS PASSING ALLOWED

62 1/4/86 vs. Cleveland
71 1/12/86 vs. New England

MOST PASS ATTEMPTS

66 12/30/95 at Buffalo
**50 1/20/85 vs. San Francisco

FEWEST PASS ATTEMPTS

6 12/30/73 vs. Oakland
**7 1/13/74 vs. Minnesota

MOST PASS ATTEMPTS, OPPONENT

54 1/2/82 vs. San Diego
45 1/10/93 vs. San Diego

FEWEST PASS ATTEMPTS, OPPONENT

12 1/2/86 vs. New England
16 12/27/70 at Oakland

MOST PASS COMPLETIONS

34 12/30/95 at Buffalo
31 1/2/82 vs. San Diego

FEWEST PASS COMPLETIONS

3 12/30/73 vs. Oakland
4 Two times, last 1983

MOST PASS COMPLETIONS, OPPONENT

33 1/2/82 vs. San Diego
28 1/8/95 at San Diego
26 12/31/94 vs. Kansas City

FEWEST PASS COMPLETIONS, OPPONENT

8 1/27/70 at Oakland
9 1/24/72 vs. Cleveland

INTERCEPTIONS

MOST INTERCEPTIONS

5 12/24/72 vs. Cleveland
5 1/16/83 vs. San Diego
5 1/23/83 vs. N.Y. Jets

MOST INTERCEPTIONS, OPPONENT

3 12/24/78 vs. Houston
3 1/23/83 vs. N.Y. Jets
3 12/30/95 at Buffalo
3 12/30/00 vs. Indianapolis
3 1/6/01 at Oakland

PUNTING

MOST PUNTS

10 1/23/83 vs. N.Y. Jets
9 1/15/00 at Jacksonville

MOST PUNT YARDS

356 1/15/00 at Jacksonville
333 1/23/83 vs. N.Y. Jets

FEWEST PUNTS

1 12/30/73 vs. Oakland

1 1/8/83 vs. New England

1 1/2/99 vs. Buffalo

MOST PUNTS, OPPONENT

10 1/23/83 vs. N.Y. Jets
7 Six times, last: 1/9/00 at Seattle

MOST PUNT YARDS, OPPONENT

357 1/23/83 vs. N.Y. Jets
335 1/9/00 at Seattle

FEWEST PUNTS, OPPONENT

1 1/12/91 at Buffalo
2 Seven times, last at Denver, 1/9/99

MOST PUNTS, BOTH TEAMS

20 1/23/83 vs. N.Y. Jets
15 1/10/93 vs. San Diego
15 1/9/00 at Seattle

FEWEST PUNTS, BOTH TEAMS

3 12/30/73 vs. Oakland
3 1/12/91 at Buffalo
3 1/2/99 vs. Buffalo

HIGHEST PUNTING AVERAGE

x-48.6 12/24/72 vs. Houston

HIGHEST PUNTING AVERAGE, OPPONENT

x-51.3 12/31/72 at Pittsburgh

x-minimum 4 punts

SACKS

MOST SACKS

6-32 1/9/00 at Seattle
4-29 1/8/83 vs. New England
4-26 1/23/83 vs. N.Y. Jets

MOST SACKS, OPPONENT

5-31 1/15/00 at Jacksonville
4-14 12/24/72 vs. Cleveland
4-27 1/23/83 vs. N.Y. Jets
**4-29 1/20/85 vs. San Francisco
4-25 1/17/93 vs. Buffalo
4-21 12/28/97 at New England

FUMBLES

MOST FUMBLES

6 1/15/00 at Jacksonville
5 1/12/86 vs. New England

MOST FUMBLES LOST

6-5 1/15/00 at Jacksonville
5-4 1/12/86 vs. New England

MOST FUMBLES, OPPONENT

4 12/27/70 vs. Oakland
4 1/2/99 vs. Buffalo
3 Eight times, last 1994

MOST FUMBLES LOST, OPPONENT

4-4 1/2/99 vs. Buffalo
3-3 12/30/79 at Pittsburgh
3-3 1/2/82 vs. San Diego
3-3 1/8/83 vs. New England

OPPONENTS PLAYOFF RECORDS

The following individual records relate solely to service against the Miami Dolphins. They include National Football League playoff and Super Bowl statistics only. Super Bowl games are marked with a "S".

RUSHING

MOST RUSHING YARDS

Career

- 404 Thurman Thomas, Buffalo (four games)
- 199 Terrell Davis, Denver (one game)

Game

- 199 Terrell Davis, Denver (1/9/99 at Denver), 21 attempts
- **166 John Riggins, Washington (1/30/83 at Pasadena), 38 attempts

MOST RUSHING ATTEMPTS

Career

- 84 Thurman Thomas, Buffalo (four games)
- 47 Marv Hubbard, Oakland (three games)

Game

- **38 John Riggins, Washington (1/30/83 at Pasadena), 166 yards
- 32 Thurman Thomas, Buffalo (1/12/91 at Buffalo), 117 yards

MOST RUSHING TOUCHDOWNS

Career

- 4 Thurman Thomas, Buffalo (four games)
- 2 Earnest Byner, Cleveland (one game)
- 2 Chuck Muncie, San Diego (two games)
- 2 Curt Warner, Seattle (one game)
- 2 Terrell Davis, Denver (one game)

Game

- 2 Earnest Byner, Cleveland (1/4/86 at Miami)
- 2 Thurman Thomas, Buffalo (1/12/91 at Buffalo)
- 2 Curt Warner, Seattle (12/31/83 at Miami)
- 2 Terrell Davis, Denver (1/9/99 at Denver)

LONGEST RUNS FROM SCRIMMAGE

- 90t Fred Taylor, Jacksonville (1/15/00 at Jacksonville)
- 66t Earnest Byner, Cleveland (1/4/86 at Miami)

PASSING

MOST YARDS PASSING

Career

- 711 Jim Kelly, Buffalo (three games)
- 645 Joe Montana, S.F., K.C. (two games)

Game

- 433 Dan Fouts, San Diego (1/2/82 at Miami), 33 of 53
- 360 Doug Flutie, Buffalo (1/2/99 at Miami), 21 of 36

MOST PASS ATTEMPTS

Career

- 87 Stan Humphries, San Diego (two games)
- 87 Dan Fouts, San Diego (two games)

Game

- 53 Dan Fouts, San Diego (1/2/82 at Miami), 33 comp.
- 44 Stan Humphries, San Diego (1/10/93 at Miami), 18 comp.

MOST PASS COMPLETIONS

Career

- 50 Joe Montana, S.F., K.C. (two games)
- 48 Dan Fouts, San Diego (two games)
- 48 Jim Kelly, Buffalo (three games)

Game

- 33 Dan Fouts, San Diego (1/2/82 at Miami), 53 attempts
- 28 Stan Humphries, San Diego (1/8/95 at San Diego), 43 attempts

MOST TOUCHDOWN PASSES

Career

- 5 Ken Stabler, Oakland (two games)
- 5 Joe Montana, S.F., K.C. (two games)
- 5 Jim Kelly, Buffalo (three games)

Game

- 4 Ken Stabler, Oakland (12/21/74 at Oakland)
- 3 Tony Eason, New England (1/12/86 at Miami)
- 3 Dan Fouts, San Diego (1/2/82 at Miami)
- 3 Jim Kelly, Buffalo (1/12/91 at Buffalo)
- **3 Joe Montana, San Francisco (1/20/85 vs. Miami)

MOST PASSES HAD INTERCEPTED

Career

- 6 Dan Fouts, San Diego (two games)
- 6 Stan Humphries, San Diego (two games)

Game

- 5 Dan Fouts, San Diego (1/16/83 at Miami), 34 attempts
- 5 Mike Phipps, Cleveland (12/24/72 at Miami), 23 attempts
- 5 Richard Todd, N.Y. Jets (1/23/83 at Miami), 37 attempts

LONGEST PASS PLAYS

- 82t Daryle Lamonia to Rod Sherman, Oakland (12/27/70 at Oakland)
- 72t Ken Stabler to Cliff Branch, Oakland (12/21/74 at Oakland)

RECEIVING

MOST RECEPTIONS

Career

- 16 Ronnie Harmon, San Diego (two games)
- 14 Kellen Winslow, San Diego (two games)

Game

- 13 Kellen Winslow, San Diego (1/2/82 at Miami), 166 yards
- 9 Lenvil Elliott, Cincinnati (12/23/73 at Miami), 53 yards
- 9 Ronnie Harmon, San Diego (1/10/93 at Miami), 73 yards
- 9 Eric Moulds, Buffalo (1/2/99 at Miami), 240 yards

MOST RECEIVING YARDS

Career

- 240 Eric Moulds, Buffalo (one game)
- 207 Andre Reed, Buffalo (four games)

Game

- 240 Eric Moulds, Buffalo (1/2/99 at Miami), 9 receptions
- 166 Kellen Winslow, San Diego (1/2/82 at Miami), 13 receptions

MOST RECEIVING TOUCHDOWNS

Career

- 2 Fred Biletnikoff, Oakland (three games)
- 2 James Brooks, San Diego (two games)
- 2 Roger Craig, San Francisco (one game)
- 2 Andre Reed, Buffalo (four games)
- 2 John Stallworth, Pittsburgh (one game)
- 2 Jimmy Smith, Jacksonville (one game)

Game

- 2 James Brooks, San Diego (1/2/82 at Miami)
- **2 Roger Craig, San Francisco (1/20/85 vs. Miami)
- 2 Andre Reed, Buffalo (1/21/91 at Buffalo)
- 2 John Stallworth, Pittsburgh (1/6/85 at Miami)
- 2 Jimmy Smith, Jacksonville (1/15/00 at Jacksonville)

FIELD GOALS

MOST FIELD GOALS

Career

- 9 Steve Christie, Buffalo (three games)
- 3 Norm Johnson, Seattle (two games)
- 3 Nick Lowery, Kansas City (one game)
- 3 Horst Muhlmann, Cincinnati (one game)
- 3 Scott Norwood, Buffalo (one game)
- 3 Mike Vanderjagt, Indianapolis (one game)

Game

- 5 Steve Christie, Buffalo (1/17/93 at Miami) of 6
- 3 Five times, last: Mike Vanderjagt, Indianapolis (12/30/00 at Miami)

LONGEST FIELD GOALS

- 50 Todd Peterson, Seattle (1/9/00 at Seattle)
- 50 Mike Vanderjagt, Indianapolis (12/30/00 at Miami)

INTERCEPTIONS

MOST INTERCEPTIONS

Career

- 3 John Harris, Seattle (two games)
- 2 Willie Brown, Oakland (three games)
- 2 Ken Schroy, N.Y. Jets (one game)
- 2 Aaron Beasley, Jacksonville (one game)
- 2 Chad Cota, Indianapolis (one game)
- 2 Tory James, Oakland (one game)

Game

- 2 Ken Schroy, N.Y. Jets (1/23/83 at Miami), 1 yd.
- 2 John Harris, Seattle (12/29/84 at Miami), 45 yds.
- 2 Aaron Beasley, Jacksonville (1/15/00 at Jacksonville), 5 yds.
- 2 Chad Cota, Indianapolis (12/30/00 at Miami)
- 2 Tory James, Oakland (1/6/01 at Oakland)

LONGEST INTERCEPTION RETURNS

- 90t Tory James, Oakland (Jay Fiedler), 1/6/01 at Oakland
- 50t Willie Brown, Oakland (Bob Griese), 12/27/70 at Oakland

LONGEST PLAYS

PUNTS

- 63 Ray Guy, Oakland (12/30/73 at Miami)
- 60 Bob Walden, Pittsburgh (12/31/72 at Pittsburgh)

PUNT RETURNS

- 56t Wes Chandler, San Diego (1/2/82 at Miami)
- 38 Thom Darden, Cleveland (12/24/78 at Miami)

KICKOFF RETURNS

- 85t Charlie Rogers, Seattle (1/9/00 at Seattle)
- 59 Zachary Dixon, Seattle (12/31/87 at Miami)

FUMBLE RECOVERIES

- 79t Neil Smith, Denver (Oronde Gadsden), 1/9/99 at Denver
- **49t Mike Bass, Washington (Garopremian), 1/14/73 at Los Angeles

STOFA TRADED TWICE BY DOLPHINS

The only player for whom the Dolphins received trade value twice is QB John Stofa. Stofa, who joined Miami as a free agent in 1966, was traded on December 26, 1967, to Cincinnati for first- and second-round draft choices in 1968. He re-joined the Dolphins as a free agent in 1969 and was traded on November 23, 1971, to Denver for a seventh-round pick in 1972.

ALL-TIME PLAYOFF LEADERS

(**Boldface** indicates active player)

RUSHING

	PLAYER	GAMES	ATT.	YDS.	AVG.	LG	TD
1.	Larry Csonka	12	225	891	4.0	49	9
2.	Tony Nathan	11	118	454	3.8	26	3
3.	Mercury Morris	10	95	440	4.6	27	1
4.	Jim Kiick	11	115	391	3.4	27	6
5.	Andra Franklin	6	93	335	3.6	29	2
6.	Lamar Smith	3	54	219	4.1	24	2
7.	Sammie Smith	2	41	181	4.4	17	0
8.	Woody Bennett	10	59	179	3.0	17	4
9.	Bernie Parmalee	7	53	150	2.8	16	1
10.	Karim Abdul-Jabbar	3	35	116	3.3	18	1
11.	J.J. Johnson	5	38	107	2.8	18	1
12.	David Woodley	5	17	102	6.0	12	1
13.	Aaron Craver	4	12	98	8.2	25t	1
	Bob Griesse	12	15	98	8.2	25	1
15.	Bobby Humphrey	2	31	93	3.0	15	0
16.	Benny Malone	3	14	83	5.9	23t	1
17.	Jay Fiedler	3	13	71	5.5	11	0
18.	Joe Carter	4	9	66	7.3	19	0
19.	Pete Johnson	3	16	61	3.8	14	0
20.	Ron Davenport	2	9	54	6.0	31t	2
21.	David Overstreet	1	9	50	5.6	13	0
22.	Irving Spikes	3	9	49	5.4	23	0
23.	Leroy Harris	1	9	43	4.8	9	0
24.	Delvin Williams	2	21	42	2.0	9	0
25.	Autry Denson	4	16	41	2.6	17	0
26.	Larry Seiple	11	1	37	37.0	37	0
27.	Paul Warfield	11	4	34	8.5	25	0
28.	O.J. McDuffie	10	3	31	10.3	19	0
29.	Marc Logan	2	12	23	1.9	7	0
30.	Keith Byars	1	4	22	5.5	10	0
31.	John Kidd	4	1	18	18.0	18	0
32.	Don Nottingham	6	2	17	8.5	12	0
	Tom Vigorito	7	4	17	4.3	6	0
34.	Stanley Pritchett	5	8	16	2.0	7	0
35.	Travis Minor	1	5	14	2.8	5	0
36.	Gary Davis	1	2	12	6.0	9	0
37.	Tom Orosz	5	1	11	11.0	11	0
38.	Ray Lucas	1	1	10	10.0	10	0
39.	Eddie Hill	12	3	8	2.7	4	0
	Terry Kirby	1	2	8	4.0	7	1
	Charles Leigh	9	1	8	8.0	8	0
42.	Nat Moore	13	1	7	7.0	7	0
43.	Tony Martin	8	1	6	6.0	6	0
44.	Jerris McPhail	1	1	4	4.0	4	0
45.	John Avery	2	1	3	3.0	3	0
	Earl Morrall	2	4	3	0.8	3	0
47.	Tony Paige	4	1	2	2.0	2	0
48.	Duriel Harris	7	1	1	1.0	1	0
	Dan Marino	18	15	1	0.1	5	1
50.	Norm Bulaich	2	2	0	0.0	0	0
	Mark Clayton	10	1	0	0.0	0	0
	Damon Huard	4	3	0	0.0	2	0
53.	Scott Mitchell	2	1	-1	-1.0	-1	0
54.	Don Strock	13	1	-2	-2.0	-2	0
55.	James Saxon	4	2	-3	-1.5	0	0
56.	Jim Jensen	13	2	-6	-3.0	-3	0
57.	Tom Hutton	2	1	-8	-8.0	-8	0
58.	George Roberts	2	1	-9	-9.0	-9	0

PASSING

	PLAYER	GAMES	ATT.	COMP.	YDS.	PCT.	TD	INT	RATE
1.	Dan Marino	18	687	385	4510	56.0	32	24	77.1
2.	Bob Griese	12	208	112	1467	53.8	10	12	68.4
3.	David Woodley	5	81	48	645	59.3	0	1	79.6
4.	Don Strock	13	62	38	551	61.3	4	3	91.6
5.	Jay Fiedler	3	99	52	483	52.5	1	7	40.1
6.	Earl Morrall	2	24	13	139	54.2	1	1	68.0
7.	Damon Huard	4	16	5	46	31.3	0	0	40.6
8.	Tony Nathan	11	2	2	34	1.000	0	0	118.8
9.	Bernie Kosar	1	1	1	10	1.000	0	0	108.3
10.	Marlin Briscoe	7	1	0	0	0.0	0	1	39.6
	O.J. McDuffie	10	1	0	0	0.0	0	0	39.6

RECEIVING

	PLAYER	GAMES	NO.	YDS.	AVG.	LG	TD
1.	Tony Nathan	11	62	622	10.3	39	2
2.	O.J. McDuffie	10	50	603	12.1	31	1
3.	Paul Warfield	11	34	717	21.1	75t	4
4.	Mark Duper	10	32	595	18.6	64t	5
5.	Mark Clayton	10	31	498	16.1	40t	3
6.	Bruce Hardy	13	26	336	12.9	50t	4
7.	Oronde Gadsden	7	23	288	12.5	52	2
8.	Nat Moore	13	21	265	12.6	40	3
9.	Duriel Harris	7	19	303	15.9	36	1
	Keith Jackson	4	19	262	13.8	31	4
11.	Joe Rose	11	18	260	14.4	35	2
	Jim Kiick	11	18	115	6.4	21	0
13.	Tony Martin	8	17	224	13.2	23	1
14.	Bernie Parmalee	7	16	130	8.1	26	0
15.	Irving Fryar	3	14	170	12.1	24	1
16.	Howard Twilley	11	13	186	14.3	28t	1
17.	Jimmy Cefalo	10	12	297	24.8	76t	2
18.	Tony Paige	4	11	50	4.5	9	2
19.	Lamar Thomas	3	10	129	12.9	42	1
	Marv Fleming	10	10	114	11.4	27	1
21.	Tom Vigorito	7	9	103	11.4	33	0
	Jim Mandich	11	9	86	9.6	19	1
	Bobby Humphrey	2	9	71	7.9	20	0
	Aaron Craver	4	9	71	7.9	15	0
25.	Dan Johnson	5	8	84	10.5	21	3
	Terry Kirby	1	8	68	8.5	19	0
	Autry Denson	4	8	60	7.5	14	0
28.	J.J. Johnson	5	7	39	5.6	11	0
	Delvin Williams	2	7	34	4.9	8	0
30.	Ferrell Edmunds	4	5	70	14.0	37	0
	Dedric Ward	1	5	55	11.0	19	0
	Jim Jensen	13	5	49	9.8	12	0
	Stanley Pritchett	5	5	40	8.0	12	0
	Troy Drayton	3	5	30	6.0	10	0
	Jerris McPhail	1	5	28	5.6	16	0
	Lamar Smith	3	5	28	5.6	8	0
37.	Marlin Briscoe	7	4	42	10.5	18	0
	Rob Konrad	4	4	37	9.3	13	0
	Keith Byars	1	4	30	7.5	12	0
	Larry Csonka	12	4	26	6.5	9t	1
	James McKnight	1	4	26	6.5	12	0
	Leslie Shepherd	1	4	20	5.0	11	0
43.	Mike Williams	4	3	44	14.7	19	1
	Ed Perry	6	3	32	10.7	22	0
	Sammie Smith	2	3	31	10.3	13	0
	Jed Weaver	3	3	31	10.3	20	1
	James Saxon	4	3	29	9.7	9	0
	Ron Davenport	2	3	23	7.7	9	0
	Karim Abdul-Jabbar	3	3	9	3.0	5	0
	Mercury Morris	10	3	9	3.0	9	0
51.	Randal Hill	1	2	59	29.5	45t	1

	PLAYER	GAMES	NO.	YDS.	AVG.	LG	TD
	Gary Clark	1	2	41	20.5	31	0
	Willie Richardson	1	2	30	15.0	19	1
	Woody Bennett	10	2	26	13.0	20	0
	Gary Davis	1	2	24	12.0	14	0
	Andre Tillman	1	2	24	12.0	13t	1
	Fred Banks	2	2	18	9.0	13	0
	Norm Bulaich	2	2	14	7.0	8	0
	Ronnie Lee	11	2	12	6.0	6t	1
	Marc Logan	2	2	8	4.0	6	0
	Travis Minor	1	2	4	2.0	4	0
	Eddie Hill	12	2	3	1.5	2	0
63.	Leroy Harris	1	1	21	21.0	21	0
	Brett Perriman	1	1	13	13.0	13	0
	Charles Jordan	1	1	11	11.0	11	0
	Scott Miller	4	1	10	10.0	10	0
	Don Nottingham	6	1	9	9.0	9	0
	Tim Ruddy	11	1	8	8.0	8	0
	Hunter Goodwin	5	1	6	6.0	6	0
	Nate Jacquet	4	1	6	6.0	6	0
	Jeff Ogden	3	1	6	6.0	6	0
	Rich Diana	4	1	5	5.0	5	0
	Joe Carter	4	1	2	2.0	2t	0
	Roy Foster	12	1	2	2.0	2t	1
	Ronnie Williams	3	1	1	1.0	1	1
	Bob Torrey	1	1	0	0.0	0	0

SCORING

	PLAYER	GAMES	TD	TDR	TDP	TDRT	FG	PAT	PTS.
1.	Garo Yepremian	12	0	0	0	0	12	28	64
2.	Larry Csonka	12	10	9	1	0	0	0	60
3.	Uwe von Schamann	10	0	0	0	0	9	32	59
4.	Pete Stoyanovich	7	0	0	0	0	7	19	40
5.	Jim Kiick	11	6	6	0	0	0	0	36
6.	Olindo Mare	8	0	0	0	0	9	6	33
7.	Mark Duper	10	5	0	5	0	0	0	30
	Tony Nathan	11	5	3	2	0	0	0	30
9.	Woody Bennett	10	4	4	0	0	0	0	24
	Bruce Hardy	13	4	0	4	0	0	0	24
	Keith Jackson	4	4	0	4	0	0	0	24
	Nat Moore	13	4	0	3	1	0	0	24
	Paul Warfield	11	4	0	4	0	0	0	24
14.	Mark Clayton	10	3	0	3	0	0	0	18
	Dan Johnson	5	3	0	3	0	0	0	18
16.	Jimmy Cefalo	10	2	0	2	0	0	0	12
	Ron Davenport	2	2	2	0	0	0	0	12
	Andra Franklin	6	2	2	0	0	0	0	12
	Oronde Gadsden	7	2	0	2	0	0	0	12
	Tony Paige	4	2	0	2	0	0	0	12
	Joe Rose	11	2	0	2	0	0	0	12
	Lamar Smith	3	2	2	0	0	0	0	12
23.	O.J. McDuffie	10	1	0	1	0	0	0	8#
24.	Fuad Reveiz	2	0	0	0	0	1	5	8
25.	Karim Abdul-Jabbar	3	1	1	0	0	0	0	6
	Dick Anderson	11	1	0	0	1	0	0	6
	Charlie Babb	9	1	0	0	1	0	0	6
	Aaron Craver	4	1	1	0	0	0	0	6
	A.J. Duhe	11	1	0	0	1	0	0	6
	Randal Hill	1	1	0	1	0	0	0	6
	Marv Fleming	10	1	0	1	0	0	0	6
	Roy Foster	12	1	0	1	0	0	0	6
	Irving Fryar	3	1	0	1	0	0	0	6
	Duriel Harris	7	1	0	1	0	0	0	6
	J.J. Johnson	5	1	1	0	0	0	0	6
	Terry Kirby	1	1	1	0	0	0	0	6
	Ronnie Lee	11	1	0	1	0	0	0	6
	Benny Malone	3	1	1	0	0	0	0	6
	Jim Mandich	11	1	0	1	0	0	0	6

PLAYER	GAMES	TD	TDR	TDP	TDRT	FG	PAT	PTS.
Dan Marino	18	1	1	0	0	0	0	6
Tony Martin	8	1	0	1	0	0	0	6
Mercury Morris	10	1	1	0	0	0	0	6
Bernie Parmalee	7	1	1	0	0	0	0	6
Willie Richardson	1	1	0	1	0	0	0	6
Lamar Thomas	3	1	0	1	0	0	0	6
Andre Tillman	1	1	0	1	0	0	0	6
Howard Twilley	11	1	0	1	0	0	0	6
Fulton Walker	9	1	0	0	1	0	0	6
Jed Weaver	3	1	0	1	0	0	0	6
Mike Williams	4	1	0	1	0	0	0	6
Ronnie Williams	3	1	0	1	0	0	0	6
David Woodley	5	1	1	0	0	0	0	6
53. Stanley Pritchett	5	0	0	0	0	0	0	2#

– two point conversion

INTERCEPTIONS

	PLAYER	GAMES	NO.	YDS.	AVG.	LG	TD
1.	Dick Anderson	11	5	107	21.4	62	1
2.	Jake Scott	11	4	76	19.0	55	0
	Gerald Small	7	4	42	10.5	18	0
	A.J. Duhe	11	4	36	9.0	35	1
	Glenn Blackwood	11	4	27	6.8	19	0
	Lyle Blackwood	9	4	11	2.8	8	0
7.	Curtis Johnson	11	3	43	14.3	33	0
	Troy Vincent	5	3	2	0.7	2	0
9.	J.B. Brown	7	2	56	28.0	32	0
	Brock Marion	7	2	50	25.0	31	0
	Nick Buoniconti	11	2	38	19.0	32	0
	Don McNeal	10	2	36	18.0	20	0
	Louis Oliver	5	2	21	10.5	21	0
	Mike Kolen	10	2	16	8.0	11	0
	Doug Swift	11	2	12	6.0	12	0
	Jarvis Williams	4	2	0	0.0	0	0
16.	William Judson	10	1	34	34.0	34	0
	Bob Matheson	12	1	29	29.0	29	0
	Gene Atkins	3	1	26	26.0	26	0
	Frankie Smith	2	1	14	14.0	14	0
	Bryan Cox	5	1	7	7.0	7	0
	Terrell Buckley	6	1	6	6.0	6	0
	Paul Lankford	12	1	2	2.0	2	0
	Calvin Jackson	6	1	0	0.0	0	0
	Michael Stewart	3	1	0	0.0	0	0

DOLPHINS SEND 153 PLAYERS TO PRO BOWL

Since the 1970 AFL-NFL merger, a Dolphin has been selected to play in the Pro Bowl a total of 153 times, including three following the 2005 season and 16 over the last four years. Over the course of those 36 seasons, 90 offensive players, 57 defensive players and six special teams players have been chosen. The position that has been represented the most is guard, which has occurred on 19 occasions. The only seasons since 1970 that the Dolphins did not have a player selected to the Pro Bowl were 1980 and 1997.

THE LAST TIME . . .

(playoffs)

KICKOFF RETURNED FOR A TOUCHDOWN

By Dolphins – Fulton Walker vs. Washington, SB XVII (98 yards), 1/30/83

By Opponents – Charlie Rogers at Seattle (85 yards), 1/9/00

PUNT RETURNED FOR A TOUCHDOWN

By Dolphins – None

By Opponents – Wes Chandler of San Diego (56 yards), 1/2/82

INTERCEPTED PASS RETURNED FOR A TOUCHDOWN

By Dolphins – A.J. Duhe vs. N.Y. Jets (35 yards), 1/23/83

By Opponents – Tory James at Oakland (90 yards), 1/6/01

FUMBLE RETURNED FOR A TOUCHDOWN

By Dolphins – None

By Opponents – Tony Brackens at Jacksonville (16 yards), 1/15/00

OPPONENTS FUMBLE RETURNED FOR A TOUCHDOWN

By Dolphins – None

By Opponents – Tony Brackens at Jacksonville (16 yards), 1/15/00

BLOCKED FIELD GOAL RETURNED FOR A TOUCHDOWN

By Dolphins – None

By Opponents – None

BLOCKED PUNT RETURNED FOR A TOUCHDOWN

By Dolphins – Charlie Babb vs. Cleveland (5 yards), 12/24/72

By Opponents – None

SAFETY SCORED

By Dolphins – Dan Pastorini of Houston runs out of end zone, 12/24/78

By Opponents – Reuben Davis at San Diego (tackles Bernie Parmalee in end zone), 1/8/95

SHUTOUT

By Dolphins – at Miami 31, San Diego 0, 1/10/93

By Opponents – at Oakland 27, Miami 0, 1/6/01

200 YARDS RUSHING

By Dolphins – Lamar Smith vs. Indianapolis (209 yards), 12/30/00

By Opponents – None

100 YARDS RUSHING

By Dolphins – Lamar Smith vs. Indianapolis (209 yards), 12/30/00

By Opponents – Terry Allen of Baltimore (109 yards), 1/13/02

100 YARDS RUSHING IN A HALF

By Dolphins – None

By Opponents – Fred Taylor at Jacksonville (135 yards in first half), 1/15/00

TWO 100-YARD RUSHERS

By Dolphins – None

By Opponents – None

100 YARDS RUSHING AND RECEIVING

By Dolphins – None

By Opponents – None

400 YARDS PASSING

By Dolphins – Dan Marino at Buffalo (422 yards), 12/30/95

By Opponents – Dan Fouts of San Diego (433 yards), 1/2/82

300 YARDS PASSING

By Dolphins – Dan Marino at Buffalo (422 yards), 12/30/95

By Opponents – Doug Flutie of Buffalo (360 yards), 1/2/99

200 YARDS RECEIVING

By Dolphins – None

By Opponents – Eric Moulds of Buffalo (240 yards), 1/2/99

100 YARDS RECEIVING

By Dolphins – O.J. McDuffie at Denver (118 yards), 1/9/99

By Opponents – Jimmy Smith at Jacksonville (136 yards), 1/15/00

100 YARDS RECEIVING IN A HALF

By Dolphins – O.J. McDuffie at Buffalo (111 yards in second half), 12/30/95

By Opponents – Eric Moulds of Buffalo (102 yards in first half; 138 yards in second half), 1/2/99

TWO 100-YARD RECEIVERS

By Dolphins – Mark Duper (148 yards) and Tony Nathan (114 yards) vs. Pittsburgh, 1/6/85

By Opponents – James Lofton (149 yards) and Andre Reed (122 yards) at Buffalo, 1/12/91

FOUR TOUCHDOWN PASSES

By Dolphins – None

By Opponents – None

FOUR TOUCHDOWN PASSES

By Dolphins – Dan Marino vs. Pittsburgh, 1/6/85

By Opponents – Ken Stabler at Oakland, 12/21/74

THREE TOUCHDOWN PASSES

By Dolphins – Dan Marino at San Diego, 1/8/95

By Opponents – Joe Montana of San Francisco (SB XIX), 1/20/85

FOUR TOUCHDOWN RECEPTIONS

By Dolphins – None

By Opponents – None

THREE TOUCHDOWN RECEPTIONS

By Dolphins – None

By Opponents – None

TWO TOUCHDOWN RECEPTIONS

By Dolphins – Keith Jackson at San Diego, 1/8/85

By Opponents – Jimmy Smith at Jacksonville, 1/15/00

FOUR TOUCHDOWNS RUSHING

By Dolphins – None

By Opponents – None

THREE TOUCHDOWNS RUSHING

By Dolphins – Larry Csonka vs. Oakland, 12/30/73

By Opponents – None

TWO TOUCHDOWNS RUSHING

By Dolphins – Lamar Smith vs. Indianapolis, 12/30/00, OT

By Opponents – Terrell Davis at Denver, 1/9/99

FOUR FIELD GOALS

By Dolphins – None

By Opponents – Steve Christie (5) of Buffalo, 1/17/93

THREE FIELD GOALS

By Dolphins – Olindo Mare vs. Buffalo, 1/2/99

By Opponents – Mike Vanderjagt of Indianapolis, 12/30/00

THREE INTERCEPTIONS

By Dolphins – A.J. Duhe vs. N.Y. Jets, 1/23/83

By Opponents – None

TWO INTERCEPTIONS

By Dolphins – Troy Vincent vs. San Diego, 1/10/93

By Opponents – Tory James at Oakland, 1/6/01

THREE SACKS

By Dolphins – Trace Armstrong at Seattle, 1/9/00

By Opponents – None

TWO SACKS

By Dolphins – Trace Armstrong (3) at Seattle, 1/9/00

By Opponents – Gary Walker at Jacksonville, 1/15/00

BLOCKED FIELD GOAL

By Dolphins – William Judson vs. Seattle (Norm Johnson, 48 yards), 12/31/83

By Opponents – Leroy Jones of San Diego (Uwe von Schamann, 34 yards), 1/2/82

BLOCKED PUNT

By Dolphins – Don McNeal vs. N.Y. Jets (Chuck Ramsey), 1/23/83

By Opponents – Corey Chamblin at Jacksonville (Tom Hutton), 1/15/00

MISSED POINT AFTER TOUCHDOWN ATTEMPT

By Dolphins – Uwe von Schamann vs. Seattle, 12/31/83

By Opponents – Rolf Benirschke of San Diego, 1/16/83

TWO POINT CONVERSION

By Dolphins – Stanley Pritchett run vs. Buffalo, 1/2/99

By Opponents – Ken Dilger pass from Peyton Manning of Indianapolis, 12/30/00

HONORS

ALL-NFL (FIRST TEAM)

- Dick Anderson (safety) – AP 1972-73; Writers 1972-73; NEA 1972-74; PFW 1973.
 Bob Baumhower (defensive tackle) – SN 1981; AP 1983; PFW 1983.
 Doug Betters (defensive end) – AP 1983; NEA 1983; SN 1983; Writers 1983; PFW 1983.
 Larry Csonka (fullback) – AP 1971, 1973; PFW 1972-73; Writers 1971.
 Mark Dixon (guard) – SI 2000.
 Bob Griese (quarterback) – AP 1971, 1977; Writers 1971, 1977; NEA 1971; PFW 1971, 1977.
 Duriel Harris (kick returner) – PFW 1976.
 Keith Jackson (tight end) – SN 1992.
 Bob Kuechenberg (guard) – NEA 1975; AP 1978; PFW 1978.
 Eric Laakso (tackle) – SN 1983.
 ● Jim Langer (center) – AP 1974-75, 1977; Writers 1974-77; NEA 1974-77; PFW 1974-77.
 ● Larry Little (guard) – Writers 1971-75, 1977; AP 1971-75; PFW 1971-73, 1975; NEA 1972-73.
 Sam Madison (cornerback) – AP 1999-00; PFW 1999-00; SI 1999; SN 1999-00.
 Olindo Mare (kicker) – AP 1999, PFW 1999, SN 1999.
 Dan Marino (quarterback) – AP 1984-86; Writers 1984-86; NEA 1984; PFW 1984-86; SN 1984-86.
 Nat Moore (wide receiver) – AP 1977; Writers 1977.
 Earl Morrall (quarterback) – AP 1972.
 Tony Nathan (kick returner) – AP 1979.
 Ed Newman (guard) – NEA 1982; AP 1984; PFW 1984.
 John Offerdahl (linebacker) – AP 1990; Writers 1990; PFW 1990; SN 1990; NEA 1990.
 Fuad Reveiz (kicker) – PFW 1985.
 Reggie Roby (punter) – AP 1984; Writers 1984; NEA 1984; PFW 1984-85; SN 1984.
 Jake Scott (safety) – Writers 1973; AP 1973-74; PFW 1972, 1974.
 Bill Stanfill (defensive end) – AP 1972; Writers 1973; NEA 1973.
 * Dwight Stephenson (center) – Writers 1983-87; NEA 1983-86; PFW 1983-87; AP 1984-87; SN 1984-86.
 Pete Stoyanovich (kicker) – NEA 1991; AP 1992; SN 1992.
 Patrick Surtain (cornerback) – AP 2002; FD 2002; PFW 2002; SI 2000; SN 2002-03.
 Jason Taylor (defensive end) – AP 2000, 2002; FD 2002; PFW 2000, 2002; SI 2002; SN 2000, 2002.
 Zach Thomas (linebacker) – AP 1998-99, 2002-03; SI 2003, 2005.
 Fulton Walker (kick returner) – Writers 1983; PFW 1983; SN 1983.
 Paul Warfield (wide receiver) – AP 1971, 1973; NEA 1971-72; Writers 1971; PFW 1971.
 Richmond Webb (tackle) – AP 1992, 1994; SN 1992, 1994; PFW 1994; Writers 1994.
 ● Garo Yepremian (kicker) – Writers 1971, 1973; AP 1971, 1973; PFW 1971, 1973; NEA 1973.
 Delvin Williams (running back) – AP 1978.
 Ricky Williams (running back) – AP 2002; FD 2002; PFW 2002; SN 2002.
 ● All-NFL of the 1970s selected by Hall of Fame. * All-NFL of the 1980s selected by Hall of Fame.

ALL-NFL (SECOND TEAM)†

- Dick Anderson (safety) – Writers 1973.
 Trace Armstrong (defensive end) – AP 2000.
 Bob Baumhower (defensive tackle) – AP 1979, 1981-82, 1984; NEA 1981-82.
 Nick Buoniconti (linebacker) – AP 1972; Writers 1972; PFW 1973.
 Mark Clayton (wide receiver) – AP 1984.
 Larry Csonka (fullback) – AP 1972; Writers 1972; NEA 1973.
 Manny Fernandez (defensive tackle) – NEA 1973.
 Tim Foley (safety) – NEA 1979.
 Irving Fryar (wide receiver) – AP 1994.
 Keith Jackson (tight end) – AP 1992.
 Bob Kuechenberg (guard) – Writers 1975; NEA 1977-78.
 Jim Langer (center) – PFW 1973; AP 1976; NEA 1978.
 Larry Little (guard) – NEA 1975, 1978; AP 1977-78.
 Sam Madison (cornerback) – AP 1998; AP 2001.
 Dan Marino (quarterback) – AP 1983, 1994-95; NEA 1985-86, 1992.
 Earl Morrall (quarterback) – NEA 1972.
 Ed Newman (guard) – AP 1981-83; NEA 1981, 1983.
 John Offerdahl (linebacker) – AP 1986.
 Louis Oliver (safety) – AP 1992.
 * Reggie Roby (punter) – NEA 1985, 1991; AP 1991.
 Jake Scott (safety) – Writers 1972, 1975; AP 1972; NEA 1972-73.
 Keith Sims (guard) – AP 1994.
 Bill Stanfill (defensive end) – Writers 1974; NEA 1974; PFW 1973.

Dwight Stephenson (center) – AP 1983.
 Pete Stoyanovich (kicker) – AP 1990; NEA 1992.
 Patrick Surtain (cornerback) – AP 2003.
 Jason Taylor (defensive end) – AP 2001.
 Zach Thomas (linebacker) – AP 2001, 2005; FD 2003.
 Uwe von Schamann (kicker) – AP 1982.
 Paul Warfield (wide receiver) – AP 1972; Writers 1973; NEA 1973; PFW 1973.
 Richmond Webb (tackle) – AP 1993, 1995.
 Delvin Williams (running back) – NEA 1978.
 † Writers discontinued Second Team in 1976 * All-NFL of the 1980s selected by Hall of Fame

ALL-AFC SELECTIONS*

Dick Anderson (safety) – AP 1972-73; UPI 1972-73; SN 1972-74; PFW 1973.
 Trace Armstrong (defensive end) – PFW 2000.
 Bob Baumhower (defensive tackle) – SN 1979; PFW 1979, 1981, 1983; UPI 1981-83.
 Doug Betters (defensive end) – UPI 1983; PFW 1983.
 Nick Buoniconti (linebacker) – AP 1972.
 Mark Clayton (wide receiver) – PFW 1984; UPI 1985.
 Bryan Cox (linebacker) – UPI 1992; FN 1992.
 Larry Csonka (fullback) – PFW 1970, 1973; AP 1972-73; UPI 1971-73; SN 1971-73.
 Vern Den Herder (defensive end) – AP 1972.
 A.J. Duhe (linebacker) – UPI 1981.
 Mark Duper (wide receiver) – UPI 1984.
 Norm Evans (tackle) – AP 1973; SN 1974.
 Manny Fernandez (defensive tackle) – SN 1971.
 Roy Foster (guard) – UPI 1985-86; PFW 1986.
 Irving Fryar (wide receiver) – UPI 1994.
 Bob Griese (quarterback) – SN 1970-71, 1973; AP 1971; UPI 1971, 1977; PFW 1971, 1977.
 Duriel Harris (kick returner) – PFW 1976.
 Larry Izzo (special teamer) – PFW 2000.
 Keith Jackson (tight end) – UPI 1992.
 Bob Kuechenberg (guard) – PFW 1974, 1978; SN 1975, 1978 (tackle).
 Jim Langer (center) – PFW 1973-77; AP 1974-76; UPI 1973-77; SN 1973-77.
 Larry Little (guard) – AP 1971-75; UPI 1971-75; SN 1971-74; PFW 1971, 1973, 1975.
 Sam Madison (cornerback) – FN 1998-99; PFW 1999-01.
 Olindo Mare (kicker) – PFW 1999.
 Dan Marino (quarterback) – UPI 1983-86, 1992, 1994; FN 1992, 1994; PFW 1983-86.
 Brock Marion (safety) – PFW 2000.
 Nat Moore (wide receiver) – PFW 1977; SN 1977; UPI 1977.
 Earl Morrall (quarterback) – AP 1972; SN 1972.
 Tony Nathan (punt returner) – SN 1979.
 Ed Newman (guard) – UPI 1982-84; PFW 1984.
 John Offerdahl (linebacker) – UPI 1986, 1988, 1990; PFW 1986; FN 1990.
 Adewale Ogunleye (defensive end) – PFW 2003.
 Louis Oliver (safety) – UPI 1992.
 Reggie Roby (punter) – UPI 1984-85, 1991; PFW 1984-85, 1987; FN 1991.
 Jake Scott (safety) – FN 1970; AP 1971-75; UPI 1971-73, 1975; SN 1972-73, 1975; PFW 1974.
 Keith Sims (guard) – UPI 1994; FN 1994.
 Bill Stanfill (defensive end) – UPI 1971-74; AP 1972-74; SN 1972-74; PFW 1973.
 Dwight Stephenson (center) – UPI 1983-87; PFW 1983-87; FN 1983, 1986-87.
 Pete Stoyanovich (kicker) – UPI 1992.
 Patrick Surtain (cornerback) – PFW 2002-03; FD 2003.
 Jason Taylor (defensive end) – PFW 2000, 2002; FN 2000.
 Zach Thomas (linebacker) – PFW 2002.
 Matt Turk (punter) – FN 2001.
 Fulton Walker (kick returner) – PFW 1983.
 Paul Warfield (wide receiver) – AP 1971-73; UPI 1971, 1973; SN 1970-73; PFW 1971, 1973-74.
 Richmond Webb (tackle) – UPI 1992-95; FN 1992-94.
 Delvin Williams (running back) – UPI 1978; SN 1978; PFW 1978.
 Ricky Williams (running back) – PFW 2002.
 Garo Yepremian (kicker) – PFW 1971, 1973; SN 1971, 1973; AP 1973.

*Only UPI, PFW and FN continue to choose All-AFC

KEY TO AWARDS

AP – Associated Press; UPI – United Press International; NEA – Newspaper Enterprise Association; SN – Sporting News;
 PFW – Pro Football Weekly; Writers – Pro Football Writers; FN – Football News; FD – Football Digest; SI – Sports Illustrated.

PRO BOWL SELECTIONS

(Starters Capitalized)

- 1970 – RB Larry Csonka, QB Bob Griese, WR Paul Warfield.
 1971 – RB LARRY CSONKA, QB BOB GRIESE, G Larry Little, RB Mercury Morris, S Jake Scott (dnp), DE Bill Stanfill, WR PAUL WARFIELD.
 1972 – S Dick Anderson, LB Nick Buoniconti (dnp), RB Larry Csonka (dnp), T Norm Evans, G LARRY LITTLE, RB Mercury Morris, S JAKE SCOTT, DE Bill Stanfill (dnp), WR Paul Warfield (dnp).
 1973 – S DICK ANDERSON, LB Nick Buoniconti, RB Larry Csonka (dnp), QB Bob Griese, C JIM LANGER, G LARRY LITTLE, T Wayne Moore (dnp), RB Mercury Morris (dnp), S JAKE SCOTT, DE Bill Stanfill (dnp), WR Paul Warfield (dnp), K GARO YEPREMIAN.
 1974 – S DICK ANDERSON, RB Larry Csonka, T Norm Evans, QB Bob Griese, G Bob Kuechenberg, C JIM LANGER, G LARRY LITTLE, DE BILL STANFILL, S Jake Scott (dnp), WR Paul Warfield.
 1975 – G BOB KUECHENBERG, C JIM LANGER, S JAKE SCOTT.
 1976 – C JIM LANGER.
 1977 – QB BOB GRIESE, G Bob Kuechenberg, C JIM LANGER, WR NAT MOORE.
 1978 – QB Bob Griese, G Bob Kuechenberg, C Jim Langer, RB DELVIN WILLIAMS, K GARO YEPREMIAN.
 1979 – DT BOB BAUMHOWER, LB Kim Bokamper, S Tim Foley.
 1980 – NO SELECTIONS.
 1981 – DT BOB BAUMHOWER, G Ed Newman.
 1982 – DT Bob Baumhower, RB Andra Franklin, G Ed Newman (dnp), G Bob Kuechenberg¹.
 1983 – DT BOB BAUMHOWER, DE DOUG BETTERS, WR Mark Duper, G Bob Kuechenberg², QB DAN MARINO (dnp), G ED NEWMAN, C DWIGHT STEPHENSON.
 1984 – DT Bob Baumhower (dnp), WR Mark Clayton, LB A.J. Duhe, WR MARK DUPER, QB DAN MARINO, G ED NEWMAN, P REGGIE ROBY, C DWIGHT STEPHENSON.
 1985 – WR Mark Clayton, G Roy Foster, QB DAN MARINO (dnp), C DWIGHT STEPHENSON.
 1986 – WR Mark Clayton³, WR Mark Duper (dnp), G Roy Foster, QB DAN MARINO (dnp), LB JOHN OFFERDAHL, C DWIGHT STEPHENSON (dnp).
 1987 – QB Dan Marino (dnp), LB John Offerdahl, C Dwight Stephenson (dnp).
 1988 – WR Mark Clayton, LB JOHN OFFERDAHL (dnp), NT Brian Sochia⁴.
 1989 – TE Ferrell Edmunds, LB JOHN OFFERDAHL, P REGGIE ROBY.
 1990 – DE Jeff Cross, TE Ferrell Edmunds, LB JOHN OFFERDAHL, T Richmond Webb.
 1991 – WR MARK CLAYTON, QB Dan Marino (dnp), T Richmond Webb.
 1992 – LB BRYAN COX, TE KEITH JACKSON (dnp), QB DAN MARINO, T RICHMOND WEBB.
 1993 – FB Keith Byars, WR Irving Fryar⁵, TE Keith Jackson (dnp), G Keith Sims, T RICHMOND WEBB.
 1994 – LB Bryan Cox, WR Irving Fryar, QB DAN MARINO (dnp), G KEITH SIMS, T RICHMOND WEBB.
 1995 – LB Bryan Cox, QB DAN MARINO (dnp), G KEITH SIMS, T RICHMOND WEBB.
 1996 – T Richmond Webb.
 1997 – NO SELECTIONS.
 1998 – DT TIM BOWENS (dnp).
 1999 – CB SAM MADISON, K OLINDO MARE, LB ZACH THOMAS⁶.
 2000 – DE TRACE ARMSTRONG, ST Larry Izzo, CB SAM MADISON, S Brock Marion, C Tim Ruddy⁷, DE JASON TAYLOR, LB Zach Thomas⁸.
 2001 – CB SAM MADISON (dnp), LB Zach Thomas (dnp).
 2002 – DT Tim Bowens, CB Sam Madison⁹, S Brock Marion, CB PATRICK SURTAIN (dnp), DE JASON TAYLOR, LB ZACH THOMAS, RB RICKY WILLIAMS¹⁰.
 2003 – DE ADEWALE OGUNLEYE, S BROCK MARION, CB PATRICK SURTAIN, LB ZACH THOMAS.
 2004 – DE JASON TAYLOR¹¹, CB Patrick Surtain (dnp)¹².
 2005 – WR Chris Chambers, DE JASON TAYLOR (dnp), LB Zach Thomas (dnp).

¹ Replaced injured Ed Newman, ² Replaced injured John Hannah, ³ Replaced injured Mark Duper, ⁴ Replaced injured Tim Krumrie, ⁵ Replaced injured Webster Slaughter, ⁶ Replaced Ray Lewis as starter, ⁷ Replaced injured Tom Nalen, ⁸ Selected as need player, ⁹ Replaced injured Patrick Surtain, ¹⁰ Replaced Priest Holmes as starter, ¹¹ Replaced John Abraham as starter, ¹² Replaced injured Chris McAllister.

DON SHULA LEADERSHIP AWARD

- | | |
|-------------------------|---------------------------|
| 1989 – WR/RB Jim Jensen | 1998 – LB Zach Thomas |
| 1990 – LB Hugh Green | 1999 – LB Zach Thomas |
| 1991 – LB Cliff Odom | 2000 – LB Derrick Rodgers |
| 1992 – LB Bryan Cox | 2001 – LB Derrick Rodgers |
| 1993 – CB Troy Vincent | 2002 – DE Jason Taylor |
| 1994 – WR Irving Fryar | 2003 – LB Junior Seau |
| 1995 – QB Dan Marino | 2004 – LB Junior Seau |
| 1996 – WR Fred Barnett | 2005 – LB Zach Thomas |
| 1997 – QB Dan Marino | |

NAT MOORE COMMUNITY SERVICE AWARD

1987 – CB Don McNeal	1999 – CB Terrell Buckley, CB Ray Hill, S Calvin Jackson, CB Greg Jeffries, CB Sam Madison
1988 – K Fuad Reveiz	S Brock Marion, CB Patrick Surtain, CB Jerry Wilson, S Shawn Wooden
1989 – LB John Offerdahl	
1990 – LB John Offerdahl	
1991 – FB Tony Paige	
1992 – S Liffort Hobley	2000 – DE Trace Armstrong, DE Jason Taylor, LB Zach Thomas
1993 – LB John Offerdahl	2001 – LB Twan Russell
1994 – LB Bryan Cox	2002 – LB Tommy Hendricks
1995 – LB Bryan Cox	2003 – S Shawn Wooden
1996 – QB Dan Marino	2004 – CB Sam Madison
1997 – S Shawn Wooden	2005 – WR Wes Welker
1998 – QB Dan Marino	

WINNING EDGE AWARD

2005 – President Eddie Jones

ED BLOCK COURAGE AWARD

(Dolphins recipient)

1984 – WR Nat Moore	1995 – QB Dan Marino
1985 – RB Woody Bennett	1996 – RB Bernie Parmalee
1986 – LB Charles Bowser	1997 – WR O.J. McDuffie
1987 – T Jon Giesler	1998 – LB Larry Izzo
1988 – S Glenn Blackwood	President Eddie Jones
1989 – CB Don McNeal	1999 – LB O.J. Brigrance
Special Teams Coach Mike Westhoff	2000 – DT Daryl Gardener
1990 – S Liffort Hobley	2001 – LB Scott Galyon
1991 – RB Sammie Smith	2002 – RB Robert Edwards
1992 – LB John Grimsley	2003 – G Jamie Nails
1993 – LB John Offerdahl	2004 – DE David Bowens
1994 – CB Troy Vincent	2005 – S Jeremiah Bell

COACH OF THE YEAR

NFL

1970 – Don Shula, SN, PFW
1971 – Don Shula, FN
1972 – Don Shula, SN, PFW, FN

AFC

1971 – Don Shula, AP, UPI, PFW
1972 – Don Shula, PFW
1993 – Don Shula, FN

NFL MAN OF THE YEAR

1971 – Joe Robbie, FN	1985 – Dwight Stephenson, NFL
1982 – Don Shula, FN	1998 – Dan Marino, NFL

BERT BELL AWARD

(NFL MVP as awarded by Maxwell Club)

1977 – QB Bob Griese	1984 – QB Dan Marino
----------------------	----------------------

NFL DEFENSIVE PLAYER OF THE YEAR

(selected by AP)

1973 – S Dick Anderson	1983 – DE Doug Betters
------------------------	------------------------

ROOKIE OF THE YEAR

1977 – LB A.J. Duhe, AP, PFW (NFL Defensive), UPI, SN (AFC)
1983 – QB Dan Marino, SN
1986 – LB John Offerdahl, Old Spice NFL, PFW (NFL Defensive, co-winner)
1987 – RB Troy Stradford, AP, NFL Films (Offensive), PFW (NFL Offensive)
1990 – T Richmond Webb, UPI (AFC), PFW, SN
1992 – DE Marco Coleman, FN (NFL Defensive)
1994 – DT Tim Bowens, AP (NFL Defensive), PFW (NFL Defensive)
1996 – LB Zach Thomas, Mackey Award (AFC Defensive)
1997 – LB Derrick Rodgers, Sports Illustrated (NFL Defensive)
2001 – WR Chris Chambers, FN, FD (NFL Offensive)

COMEBACK PLAYER OF THE YEAR

2002 – RB Robert Edwards, SI

SUPER BOWL MVP

(selected by Sport Magazine)

1972 – S Jake Scott (Super Bowl VII) ● 1973 – FB Larry Csonka (Super Bowl VIII)
● All-Time Silver Anniversary Super Bowl Team

PRO BOWL MVP

1974 – K Garo Yepremian

2003 – RB Ricky Williams

NFL ALUMNI ASSOCIATION AWARDS

1984 – Dan Marino, NFL Quarterback of the Year
1985 – Dan Marino, NFL Quarterback of the Year
Dwight Stephenson, NFL Offensive Lineman of the Year
1986 – Dan Marino, NFL Quarterback of the Year
1998 – Zach Thomas, NFL Linebacker of the Year
1999 – Sam Madison, NFL Defensive Back of the Year
Olindo Mare, NFL Special Teams Player of the Year
2002 – Patrick Surtain, NFL Defensive Back of the Year
Jason Taylor, NFL Pass Rusher of the Year
2005 – Jason Taylor, NFL Defensive Lineman of the Year

NFL PLAYERS ASSOCIATION AWARDS

1970 – Larry Little, AFC Offensive Lineman of the Year
1971 – Bob Griese, AFC Quarterback of the Year
Larry Little, AFC Offensive Lineman of the Year
Mercury Morris, AFC Kick Returner of the Year
Garo Yepremian, AFC Kicker of the Year
1972 – Larry Little, AFC Offensive Lineman of the Year
Earl Morrall, AFC Quarterback of the Year
1977 – A.J. Duhe, AFC Defensive Rookie of the Year
Leroy Harris, AFC Offensive Rookie of the Year
1983 – Doug Betters, AFC Defensive Lineman of the Year
Dwight Stephenson, AFC Offensive Lineman of the Year
1984 – Dan Marino, AFC Most Valuable Player
Dwight Stephenson, AFC Offensive Lineman of the Year
1985 – Dwight Stephenson, AFC Offensive Lineman of the Year
1986 – Dan Marino, AFC Most Valuable Player
Dwight Stephenson, AFC Offensive Lineman of the Year
1987 – Dwight Stephenson, AFC Offensive Lineman of the Year
Troy Stradford, AFC Offensive Rookie of the Year
1992 – Richmond Webb, AFC Offensive Lineman of the Year
Marco Coleman, AFC Defensive Rookie of the Year
1993 – Richmond Webb, AFC Co-Offensive Lineman of the Year
1994 – Dan Marino, AFC Most Valuable Player; AFC Comeback Player of the Year
Richmond Webb, AFC Offensive Lineman of the Year
1996 – Zach Thomas, AFC Defensive Rookie of the Year

DOLPHINS IN FLORIDA SPORTS HALL OF FAME

LB Nick Buoniconti, 1969-76
RB Rick Casares, 1966
FB Larry Csonka, 1968-74, 1979
QB Bob Griese, 1967-80
Owner Wayne Huizenga, 1990-05
Head Coach Jimmy Johnson, 1996-99
G Larry Little, 1969-80
QB Dan Marino, 1983-99

QB George Mira, 1971
WR Nat Moore, 1974-86
President Joe Robbie, 1966-89
Head Coach Don Shula, 1970-95
WR Freddie Solomon, 1975-77
WR Paul Warfield, 1970-74
K Garo Yepremian, 1970-78

AFL ALL-STAR GAME

(1966-69)

1966 – DE Ed Cooke, LB Tom Erlandson, CB Jimmy Warren, S Willie West
1967 – LB John Bramlett, WR Jack Clancy, QB Bob Griese, CB Dick Westmoreland
1968 – QB Bob Griese, RB Jim Kiick, WR Karl Noonan

1969 – George Wilson (coach), LB Nick Buoniconti, C Tom Goode, RB Jim Kiick, G Larry Little, DE Bill Stanfill

COLLEGE ALL-STAR GAME, CHICAGO

1966 – LB Frank Emanuel, Tennessee
1967 – WR Jack Clancy, Michigan; QB Bob Griese, Purdue; T Jim Riley, Oklahoma
1968 – TE Jim Cox, Miami (Fla.); RB Larry Csonka, Syracuse (MVP); RB Jim Kiick, Wyoming
1969 – DT Bob Heinz, Pacific; DE Bill Stanfill, Georgia
1970 – none selected
1971 – CB Ron Dickerson, Kansas State
1972 – DT Mike Kadish, Notre Dame
1973 – Dolphins 14, All-Stars 3
1974 – DE Don Reese, Jackson State; RB Benny Malone, Arizona State; CB Jeris White, Hawaii; Game cancelled during players' strike
1975 – T Darryl Carlton, Tampa; QB/WR Freddie Solomon, Tampa; RB Stan Winfrey, Arkansas State
1976 – LB Kim Bokamper, San Jose State; LB Larry Gordon, Arizona State; WR Duriel Harris, New Mexico State

THIRD DOWN AWARD

(most valuable, NEA, voted by players)

1966 – S Willie West	1973 – LB Nick Buoniconti
1967 – C Tom Goode	1974 – QB Bob Griese
1968 – QB Bob Griese	1975 – QB Bob Griese
1969 – LB Nick Buoniconti	1976 – WR Nat Moore
1970 – WR Paul Warfield	1977 – WR Nat Moore
1971 – FB Larry Csonka	1978 – RB Delvin Williams
1972 – FB Larry Csonka	1979 – DE Vern Den Herder

(Discontinued in 1980)

NFL'S UNSUNG PLAYER

1973 – DE Manny Fernandez

DOLPHIN HONOR ROLL

Sept. 16, 1990 – Founder Joe Robbie (1966-89)
Nov. 19, 1990 – FB Larry Csonka (1968-74, 1979)
Nov. 19, 1990 – QB Bob Griese (1967-80)
Nov. 19, 1990 – C Jim Langer (1970-79)
Nov. 19, 1990 – WR Paul Warfield (1970-74)
Nov. 18, 1991 – LB Nick Buoniconti (1969-76)
Nov. 16, 1992 – 1972 Undefeated Team
Dec. 13, 1993 – G Larry Little (1969-80)
Dec. 12, 1994 – C Dwight Stephenson (1980-87)
Dec. 11, 1995 – G Bob Kuechenberg (1970-84)
Nov. 25, 1996 – Head Coach Don Shula (1970-95)
Dec. 5, 1999 – WR Nat Moore (1974-86)
Sept. 17, 2000 – QB Dan Marino (1983-99)
Dec. 15, 2003 – WR Mark Clayton (1983-92) and Mark Duper (1982-92)

SILVER ANNIVERSARY TEAM

(selected by fans)

QB Bob Griese (1967-80)	DE Vern Den Herder (1971-81)
RB Mercury Morris (1969-75)	DE Doug Betters (1978-87)
FB Larry Csonka (1968-74, 1979)	NT Manny Fernandez (1968-75)
WR Paul Warfield (1970-74)	LB Bob Brudzinski (1981-89)
WR Mark Clayton (1983-92)	LB Larry Gordon (1976-82)
TE Bruce Hardy (1978-89)	LB John Offerdahl (1986-93)
G Bob Kuechenberg (1970-84)	LB Nick Buoniconti (1969-76)
G Larry Little (1969-80)	CB Tim Foley (1970-80)
T Norm Evans (1966-75)	CB Don McNeal (1980-89)
T Jon Giesler (1979-88)	S Dick Anderson (1968-77)
C Dwight Stephenson (1980-87)	S Jake Scott (1970-75)
K Garo Yepremian (1970-78)	P Reggie Roby (1983-92)

(Greatest Game - San Diego 41 at Miami 38 (OT) on Jan. 2, 1982)

SPORTS ILLUSTRATED SPORTSMAN OF THE YEAR

1993 – Head Coach Don Shula

PFWA GEORGE HALAS AWARD

2002 – RB Robert Edwards

PFWA “GOOD GUY” AWARD

(Dolphins Chapter)

2001 – LB Zach Thomas

2004 – DE David Bowens

2002 – T/G Mark Dixon

2005 – DT Vonnie Holliday/RB Ricky Williams

2003 – DT Larry Chester

DOLPHINS ANNUAL PERFORMANCE AWARDS

(selected by South Florida media;
presented at annual awards dinner)

DAN MARINO MOST VALUABLE PLAYER

1966 – RB Joe Auer
1967 – QB Bob Griese
1968 – QB Bob Griese
1969 – LB Nick Buoniconti
1970 – QB Bob Griese, WR Paul Warfield
1971 – QB Bob Griese
1972 – QB Earl Morrall
1973 – FB Larry Csonka
1974 – QB Bob Griese
1975 – C Jim Langer
1976 – LB Steve Towle
1977 – QB Bob Griese
1978 – RB Delvin Williams
1979 – FB Larry Csonka
1980 – QB David Woodley
1981 – RB Tony Nathan
1982 – FB Andra Franklin
1983 – QB Dan Marino
1984 – QB Dan Marino
1985 – QB Dan Marino
1986 – QB Dan Marino
1987 – QB Dan Marino
1988 – QB Dan Marino
1989 – QB Dan Marino
1990 – QB Dan Marino
1991 – QB Dan Marino
1992 – QB Dan Marino
1993 – FB Keith Byars
1994 – QB Dan Marino
1995 – QB Dan Marino
1996 – LB Zach Thomas
1997 – WR O.J. McDuffie
1998 – WR O.J. McDuffie
1999 – CB Sam Madison
2000 – DE Jason Taylor
2001 – LB Zach Thomas
2002 – DE Jason Taylor, RB Ricky Williams
2003 – DE Adewale Ogunleye
2004 – DE Jason Taylor
2005 – WR Chris Chambers

NEWCOMER OF THE YEAR

(1996-2003)

1996 – LB Zach Thomas
1997 – DE Jason Taylor
1998 – LB Robert Jones
1999 – WR Tony Martin
2000 – RB Lamar Smith
2001 – WR Chris Chambers
2002 – RB Ricky Williams
2003 – T Wade Smith

OUTSTANDING OFFENSIVE BACK

(1966-95)

1966 – RB Joe Auer
1967 – QB Bob Griese
1968 – WR Karl Noonan
1969 – RB Jim Kiick
1970 – FB Larry Csonka, RB Jim Kiick
1971 – FB Larry Csonka
1972 – FB Larry Csonka
1973 – FB Larry Csonka
1974 – FB Larry Csonka
1975 – FB Don Nottingham, FB Norm Bulaich
1976 – QB Bob Griese
1977 – QB Bob Griese
1978 – RB Delvin Williams
1979 – FB Larry Csonka
1980 – QB David Woodley
1981 – RB Tony Nathan
1982 – FB Andra Franklin
1983 – QB Dan Marino
1984 – QB Dan Marino
1985 – QB Dan Marino
1986 – QB Dan Marino
1987 – QB Dan Marino
1988 – QB Dan Marino
1989 – QB Dan Marino
1990 – QB Dan Marino
1991 – RB Mark Higgs
1992 – QB Dan Marino
1993 – FB Keith Byars
1994 – QB Dan Marino
1995 – RB Bernie Parmalee

OUTSTANDING RECEIVER

(1971-95)

1971 – Paul Warfield
1972 – Paul Warfield
1973 – Paul Warfield
1974 – Nat Moore
1975 – Nat Moore
1976 – Nat Moore
1977 – Nat Moore
1978 – Nat Moore
1979 – Nat Moore
1980 – Duriel Harris
1981 – Duriel Harris
1982 – Duriel Harris
1983 – Mark Duper
1984 – Mark Clayton
1985 – Mark Clayton
1986 – Mark Duper
1987 – Mark Clayton
1988 – Mark Clayton
1989 – Mark Clayton
1990 – Mark Duper
1991 – Mark Clayton
1992 – Keith Jackson (TE)
1993 – Irving Fryar
1994 – Irving Fryar
1995 – O.J. McDuffie

OUTSTANDING OFFENSIVE LINEMAN

(1966-95)

1966 – C Tom Goode
1967 – T Norm Evans
1968 – T Norm Evans
1969 – C Tom Goode
1970 – G Larry Little
1971 – G Larry Little
1972 – G Larry Little
1973 – C Jim Langer
1974 – C Jim Langer
1975 – C Jim Langer
1976 – C Jim Langer
1977 – C Jim Langer
1978 – G Bob Kuechenberg
1979 – G Bob Kuechenberg
1980 – G Ed Newman
1981 – G Ed Newman
1982 – C Dwight Stephenson
1983 – C Dwight Stephenson
1984 – C Dwight Stephenson
1985 – C Dwight Stephenson
1986 – C Dwight Stephenson
1987 – C Dwight Stephenson
1988 – T Ronnie Lee
1989 – T Jeff Dellenbach
1990 – T Richmond Webb
1991 – T Richmond Webb
1992 – T Richmond Webb
1993 – T Richmond Webb
1994 – T Richmond Webb
1995 – T Richmond Webb

OUTSTANDING DEFENSIVE BACK

(1966-95)

1966 – S Willie West
1967 – CB Jimmy Warren

1968 – CB Jimmy Warren
1969 – to linebacker
1970 – to linebacker
1971 – S Jake Scott
1972 – S Dick Anderson
1973 – S Dick Anderson
1974 – CB Curtis Johnson
1975 – CB Curtis Johnson
1976 – S Charlie Babb
1977 – S Tim Foley
1978 – S Tim Foley
1979 – S Tim Foley
1980 – CB Don McNeal
1981 – S Glenn Blackwood
1982 – CB Don McNeal
1983 – CB William Judson
1984 – CB William Judson
1985 – CB William Judson
1986 – CB William Judson
1987 – CB Paul Lankford
1988 – S Jarvis Williams
1989 – S Jarvis Williams
1990 – S Jarvis Williams
1991 – S Louis Oliver
1992 – S Louis Oliver
1993 – CB Troy Vincent
1994 – CB Troy Vincent
1995 – CB Troy Vincent

OUTSTANDING LINEBACKER

(1969-95)

1969 – Ed Weisacosky
1970 – Nick Buoniconti
1971 – Nick Buoniconti
1972 – Nick Buoniconti
1973 – Nick Buoniconti
1974 – Nick Buoniconti
1975 – Bob Matheson
1976 – Steve Towle
1977 – Steve Towle
1978 – Larry Gordon
1979 – Larry Gordon
1980 – Kim Bokamper
1981 – Earnie Rhone
1982 – A.J. Duhe
1983 – Bob Brudzinski
1984 – Bob Brudzinski
1985 – Hugh Green
1986 – John Offerdahl
1987 – John Offerdahl
1988 – John Offerdahl
1989 – Barry Krauss
1990 – John Offerdahl
1991 – Bryan Cox
1992 – Bryan Cox
1993 – Bryan Cox
1994 – Bryan Cox
1995 – Bryan Cox

OUTSTANDING DEFENSIVE LINEMAN

(1966-95)

1966 – DE Ed Cooke
1967 – DT Ray Jacobs
1968 – DT Manny Fernandez
1969 – DT Manny Fernandez
1970 – DT Manny Fernandez

1971 – DT Manny Fernandez
 1972 – DT Manny Fernandez
 1973 – DT Manny Fernandez
 1974 – DE Vern Den Herder
 1975 – DE Vern Den Herder
 1976 – DE Vern Den Herder
 1977 – DE A.J. Duhe, DT Bob Baumhower
 1978 – DE Vern Den Herder
 1979 – DE Vern Den Herder
 1980 – DT Bob Baumhower
 1981 – DT Bob Baumhower
 1982 – DT Bob Baumhower
 1983 – DE Doug Betters
 1984 – DE Doug Betters
 1985 – DT Mike Charles
 1986 – DE T.J. Turner
 1987 – DE John Bosa
 1988 – DT Brian Sochia
 1989 – DE Jeff Cross
 1990 – DE Jeff Cross
 1991 – DE Jeff Cross
 1992 – DE Marco Coleman
 1993 – DE Jeff Cross
 1994 – DT Tim Bowens
 1995 – DE Marco Coleman

ROOKIE OF THE YEAR

(1966-95)

1966 – LB Frank Emanuel
 1967 – WR Jack Clancy
 1968 – RB Jim Kiick
 1969 – DE Bill Stanfill
 1970 – S Jake Scott
 1971 – none
 1972 – none
 1973 – none
 1974 – WR Nat Moore
 1975 – LB Steve Towle
 1976 – WR Duriel Harris
 1977 – CB Norris Thomas
 1978 – CB Gerald Small
 1979 – K Uwe von Schamann
 1980 – QB David Woodley
 1981 – FB Andra Franklin
 1982 – LB Charles Bowser
 1983 – QB Dan Marino
 1984 – LB Jay Brophy
 1985 – K Fuad Reveiz
 1986 – LB John Offerdahl
 1987 – RB Troy Stradford
 1988 – S Jarvis Williams
 1989 – S Louis Oliver
 1990 – T Richmond Webb
 1991 – LB Bryan Cox
 1992 – DE Marco Coleman
 1993 – RB Terry Kirby
 1994 – DT Tim Bowens
 1995 – T Billy Milner

OUTSTANDING SPECIAL TEAMS PLAYER (WIOD)

(1972-95)

1972 – CB Lloyd Mumphord
 1973 – LB Bruce Bannon
 1974 – FB Don Nottingham
 1975 – S Barry Hill
 1976 – KR Freddie Solomon
 1977 – G Ed Newman
 1978 – CB Charles Cornelius, P George Roberts
 1979 – RB Tony Nathan
 1980 – S Don Bessillieu
 1981 – RB Tom Vigorito
 1982 – K Uwe von Schamann
 1983 – CB Robert Sowell
 1984 – P Reggie Roby
 1985 – TE Bruce Hardy
 1986 – CB Reyna Thompson
 1987 – S Liffort Hobley
 1988 – WR/RB Jim Jensen
 1989 – K Pete Stoyanovich
 1990 – CB Kerry Glenn
 1991 – P Reggie Roby, K Pete Stoyanovich
 1992 – K Pete Stoyanovich
 1993 – WR O.J. McDuffie
 1994 – CB Sean Hill
 1995 – CB Sean Hill

TOMMY FITZGERALD AWARD

(outstanding rookie in training camp, 1969-94)

1969 – CB Lloyd Mumphord
 1970 – LB Mike Kolen
 1971 – WR Otto Stowe
 1972 – S Charlie Babb
 1973 – WR Bo Rather
 1974 – WR Nat Moore
 1975 – S Barry Hill
 1976 – LB Larry Gordon
 1977 – DE A.J. Duhe, DT Bob Baumhower
 1978 – CB Gerald Small
 1979 – K Uwe von Schamann
 1980 – CB Don McNeal
 1981 – RB Tom Vigorito
 1982 – LB Charles Bowser
 1983 – QB Dan Marino
 1984 – RB Joe Carter
 1985 – RB Lorenzo Hampton
 1986 – LB John Offerdahl
 1987 – RB Troy Stradford
 1988 – S Jarvis Williams
 1989 – C Jeff Uhlenhake
 1990 – T Richmond Webb
 1991 – LB Bryan Cox
 1992 – DE Marco Coleman
 1993 – RB Terry Kirby
 1994 – DT Tim Bowens

PLAYERS OF THE WEEK AND MONTH

Offensive/Defensive Player of the Week (1984-05)
Special Teams Player of the Week (1993-05)
Offensive/Defensive Player of the Month (1988-05)

1984

Player of the Week (4)

QB Dan Marino (Week 1 at Washington) – Offense
QB Dan Marino (Week 5 at St. Louis) – Offense
QB Dan Marino (Week 14 vs. L.A. Raiders) – Offense
WR Mark Clayton (Week 16 vs. Dallas) – Offense

1985

Player of the Week (3)

QB Dan Marino (Week 4 at Denver) – Offense
QB Dan Marino (Week 14 at Green Bay) – Offense
S Glenn Blackwood (Week 15 vs. Buffalo) – Defense

1986

Player of the Week (2)

LB John Offerdahl (Week 8 at Indianapolis) – Defense
QB Dan Marino (Week 15 at L.A. Rams) – Offense

Player of the Month (1)

QB Dan Marino (November) – Offense

1987

Player of the Week (2)

RB Troy Stradford (Week 11 at Dallas) – Offense
WR Mark Duper (Week 15 vs. Washington) – Offense

1988

Player of the Week (3)

LB Mark Brown (Week 5 vs. Minnesota) – Defense
QB Dan Marino (Week 7 vs. San Diego) – Offense
QB Dan Marino (Week 15 vs. Cleveland) – Offense

Player of the Month (1)

QB Dan Marino (October) – Offense

1989

Player of the Week (3)

QB Dan Marino (Week 2 at New England) – Offense
S Louis Oliver (Week 5 vs. Cleveland) – Defense
QB Dan Marino (Week 10 at N.Y. Jets) – Offense

1990

Player of the Week (3)

RB Sammie Smith (Week 1 at New England) – Offense
QB Dan Marino (Week 14 vs. Philadelphia) – Offense
QB Dan Marino (AFC First-Round Playoff Game vs. Kansas City) – Offense (NFL)

Player of the Month (1)

LB John Offerdahl & DE Jeff Cross (October) – Defense

1991

Player of the Week (1)

QB Dan Marino (Week 15 vs. Cincinnati) – Offense

1992

Player of the Week (3)

LB Bryan Cox (Week 4 at Seattle) – Defense
S Louis Oliver (Week 5 at Buffalo) – Defense
CB Troy Vincent (AFC Divisional Playoff Game vs. San Diego) – Defense (NFL)

Player of the Month (1)

LB Bryan Cox (September) – Defense

1993

Player of the Week (4)

QB Dan Marino (Week 4 at Buffalo) – Offense
QB Scott Mitchell (Week 6 at Cleveland) – Offense
QB Scott Mitchell (Week 9 vs. Kansas City) – Offense
P Dale Hatcher (Week 12 vs. New England) – Special Teams

Player of the Month (1)

QB Scott Mitchell (October) – Offense

1994

Player of the Week (5)

QB Dan Marino (Week 1 vs. New England) – Offense
K Pete Stoyanovich (Week 9 at New England) – Special Teams
WR Mark Ingram (Week 13 at N.Y. Jets) – Offense
RB Bernie Parmalee (Week 15 vs. Kansas City) – Offense
QB Dan Marino (AFC First-Round Playoff Game vs. Kansas City) – Offense (NFL)

1995

Player of the Week (2)

QB Dan Marino (Week 14 vs. Atlanta) – Offense
CB Terrell Buckley (Week 17 at St. Louis) – Defense

1996

Player of the Week (2)

RB Karim Abdul-Jabbar (Week 1 vs. New England) – Offense
K Joe Nedney (Week 16 vs. Buffalo) – Special Teams

Rookie of the Month (1)

LB Zach Thomas (October) – Defense

1997

Player of the Week (3)

S Shawn Wooden (Week 1 vs. Indianapolis) – Defense
LB Derrick Rodgers (Week 7 at N.Y. Jets) – Defense
CB Terrell Buckley (Week 15 vs. Detroit) – Defense

1998

Player of the Week (2)

LB Robert Jones (Week 11 at Carolina) – Defense
QB Dan Marino (Week 16 vs. Denver) – Offense

Player of the Month (2)

LB Zach Thomas (September) – Defense
LB Robert Jones (December) – Defense

1999

Player of the Week (9)

QB Dan Marino (Week 1 at Denver) – Offense
CB Sam Madison (Week 2 vs. Arizona) – Defense
QB Dan Marino (Week 5 at Indianapolis) – Offense
CB Sam Madison (Week 6 at New England) – Defense
K Olindo Mare (Week 6 at New England) – Special Teams
PR Nate Jacquet (Week 8 at Oakland) – Special Teams
CB Sam Madison (Week 9 vs. Tennessee) – Defense
K Olindo Mare (Week 15 vs. San Diego) – Special Teams
DE Trace Armstrong (AFC First-Round Playoff Game vs. Seattle) – Defense (NFL)

Player of the Month (1)

K Olindo Mare (October) – Special Teams

2000

Player of the Week (4)

RB Lamar Smith (Week 1 vs. Seattle) – Offense
S Brian Walker (Week 11 at San Diego) – Defense
RB Lamar Smith (AFC First-Round Playoff Game vs. Indianapolis) – Offense (NFL)
P Matt Turk (AFC First-Round Playoff Game vs. Indianapolis) – Special Teams (NFL)

Rookie of the Month (1)

T Todd Wade (October) – Offense

2001

Player of the Week (5)

LB Zach Thomas (Week 1 at Tennessee) – Defense
P Matt Turk (Week 4 vs. New England) – Special Teams
P Matt Turk (Week 12 vs. Denver) – Special Teams
S Brock Marion (Week 13 vs. Indianapolis) – Defense
LB Zach Thomas (Week 16 vs. Atlanta) – Defense

Player of the Month (1)

S Brock Marion (December) – Defense

Rookie of the Month (1)

WR Chris Chambers (November) – Offense

2002

Player of the Week (5)

DE Jason Taylor (Week 6 at Denver) – Defense

DE Adewale Ogunleye (Week 11 vs. Baltimore) – Defense

RB Ricky Williams (Week 12 vs. San Diego) – Offense

RB Ricky Williams (Week 14 vs. Chicago) – Offense

DE Jason Taylor (Week 15 vs. Oakland) – Defense

Player of the Month (2)

DE Jason Taylor (October) – Defense

DE Jason Taylor (November) – Defense

2003

Player of the Week (3)

DE Adewale Ogunleye (Week 3 vs. Buffalo) – Defense

DE Jason Taylor (Week 12 vs. Washington) – Defense

QB Jay Fiedler (Week 13 at Dallas) – Offense

Player of the Month (1)

CB Patrick Surtain (October) – Defense

2004

Player of the Week (2)

Wes Welker (Week 5 at New England) – Special Teams

DE Jason Taylor (Week 12 at San Francisco) – Defense

2005

Player of the Week (4)

S Lance Shulters (Week 3 vs. Carolina) – Defense

DE Jason Taylor (Week 12 at Oakland) – Defense

WR Chris Chambers (Week 13 vs. Buffalo) – Offense

LB Zach Thomas (Week 14 at San Diego) – Defense

LEAGUE LEADERS

INDIVIDUAL

POINTS

Year	Player	Total
1971	Garo Yepremian	117
1992	Pete Stoyanovich	124

TOTAL TOUCHDOWNS

Year	Player	Total
1984	Mark Clayton	18
	(tied, Marcus Allen of L.A. Raiders)	
1997	Karim Abdul-Jabbar	16

RUSHING TOUCHDOWNS

Year	Player	Total
1972	Mercury Morris	12
1997	Karim Abdul-Jabbar	15
	(tied, Terrell Davis of Denver)	

RECEIVING TOUCHDOWNS

Year	Player	Total
1971	Paul Warfield	11
1977	Nat Moore	12
1984	Mark Clayton	18
1988	Mark Clayton	14

FIELD GOALS

Year	Player	Total
1991	Pete Stoyanovich	31
	(tied, Chip Lohmiller of Washington)	
1992	Pete Stoyanovich	30
	(tied, Chip Lohmiller of Washington)	
1999	Olindo Mare	39*

RUSHING

Year	Player	Total
2002	Ricky Williams	1,853

QUARTERBACK RATING

Year	Player	Total
1977	Bob Griese	88.0
1984	Dan Marino	108.9

PASSING YARDS

Year	Player	Total
1984	Dan Marino	5,084*
1985	Dan Marino	4,137
1986	Dan Marino	4,746
1988	Dan Marino	4,434
1992	Dan Marino	4,116

TOUCHDOWN PASSES

Year	Player	Total
1977	Bob Griese	22
1984	Dan Marino	48*
1985	Dan Marino	30
1986	Dan Marino	44

PASS COMPLETIONS

Year	Player	Total
1984	Dan Marino	362
1985	Dan Marino	336
1986	Dan Marino	378
1988	Dan Marino	354
1992	Dan Marino	330

PASS ATTEMPTS

Year	Player	Total
1984	Dan Marino	564
1986	Dan Marino	623
1988	Dan Marino	606
1992	Dan Marino	554

RECEPTIONS

Year	Player	Total
1998	O.J. McDuffie	90

GROSS PUNTING

Year	Player	Avg.
1991	Reggie Roby	45.7
1996	John Kidd	46.3

NET PUNTING

Year	Player	Avg.
2005	Donnie Jones	39.3

INTERCEPTIONS

Year	Player	Total
1967	Dick Westmoreland	10
1973	Dick Anderson	8
1999	Sam Madison	7
	(tied, four others)	

KICKOFF RETURNS

Year	Player	Total
1976	Duriel Harris	32.9
1983	Fulton Walker	26.7

SACKS

Year	Player	Total
2002	Jason Taylor	18.5

TEAM

MOST POINTS SCORED

Year	Total
1972	385

1984	513
1986	430

FEWEST POINTS ALLOWED

Year	Total
1972	171
1973	150
1983	250
1998	265

MOST TOTAL YARDS

Year	Total
1972	5036
1984	6936*
1994	6078

FEWEST TOTAL YARDS ALLOWED

Year	Total
1972	2312
1983	3297

MOST RUSHING YARDS

Year	Total
1971	2429
1972	2960

MOST PASSING YARDS

Year	Total
1984	5018*
1986	4779
1987	3876
1988	4516
1993	4353

FEWEST PASSING YARDS ALLOWED

Year	Total
1972	1290
1982	1027
2001	2829

*NFL record

SUPER BOWL XLI HOST COMMITTEE

America's greatest sporting event is returning to South Florida for a record-tying ninth time as Super Bowl XLI will be played at Dolphin Stadium on February 4, 2007.

In an effort to coordinate the numerous logistics involved with the event and to fulfill all bid obligations to the National Football League, the South Florida Super Bowl XLI Host Committee, a not-for-profit Florida corporation, has been established.

The Host Committee will take advantage of this "Super" opportunity by expanding the regional economy by an estimated \$350 million through tourism that will create jobs; effectively market the South Florida destination; encourage community involvement; contribute to local business development and add to the overall quality of life of the area's residents.


To learn more about the South Florida Super Bowl XLI Host Committee, visit www.SuperBowlXLI.org.



DOLPHINS IN THE HALL OF FAME

Don Shula Head Coach/Vice Chairman

Born1/4/30
CollegeJohn Carroll '51
Player1951-57
Assistant Coach1960-62
Head Coach1963-95
Year Inducted1997



On July 26, 1997, Don Shula capped an illustrious career when he was inducted into the Pro Football Hall of Fame in Canton, Ohio, following his election into that shrine on January 25, 1997, his first year of eligibility. Shula's unanimous election to the Hall was the ultimate honor in a career full of record-setting accomplishments.

Starting with the 1996 season, Shula has served as Vice-Chairman of the Miami Dolphins, having been named to that position on January 5, 1996. This year marks his 37th season with the Dolphins, a tenure that started when he was named head coach of the club in 1970. He was enshrined on the Dolphin Honor Roll at Dolphin Stadium on November 25, 1996.

Shula's record as head coach of the Dolphins (1970-95) and before that as head coach of the Baltimore Colts (1963-69) is unmatched in National Football League history. In 1995 he concluded his 33rd season as an NFL head coach and his 26th season as head coach of the Dolphins. He owns a career record of 347-173-6 (.665), including a regular season mark of 328-156-6 (.676), and is the winningest coach in NFL history. On November 14, 1993 in Philadelphia, when the Dolphins defeated the Philadelphia Eagles 19-14, Shula won his 325th career game, moving him past the immortal George Halas (324-151-31) and setting an NFL record for most career victories, a mark once thought to be unreachable. Shula's 328 regular season wins also is an NFL record, surpassing Halas' former NFL mark of 318 regular season victories. Shula and Halas are the only NFL coaches to win 300 or more career games, as Shula recorded his 300th career win on September 22, 1991, with a 16-13 triumph over Green Bay in just his 29th year as an NFL head coach, as compared to 36 seasons for Halas to accomplish that feat.

In addition, Shula won Super Bowl titles in 1972 and 1973, one of only six coaches in NFL history to win consecutive Super Bowls. His 1972 team went 17-0, recording the only undefeated season in NFL annals. He has appeared in more Super Bowls (six) than any other coach, and is one of only two coaches (along with Buffalo's Marv Levy) to reach the Super Bowl three straight seasons (1971-73). He also advanced to the Super Bowl with the Dolphins in 1982 and 1984, as well as in 1968 as head coach of the Colts.

A remarkable 20 times in 33 seasons, Shula's teams reached the playoffs. His teams won at least ten games 21 times in those 33 years, and he suffered only two losing seasons (1976, 1988) in that span. He averaged more than ten wins per season in his career (347 wins in 33 years as a head coach), and he was the youngest coach to win 100, 200 and 300 games.

During Shula's tenure with the Dolphins, from the time he replaced George Wilson on February 18, 1970 to become the franchise's second-ever head coach through his final season in 1995, his winning percentage of .658 (257-133-2) during that time was the best record in all of professional sports. The Dolphins either won or shared first place in the AFC East 15 times in the 26 years under Shula, and reached the playoffs 16 times. His ultimate achievement was the NFL's only unbeaten, untied record of 17-0 in 1972, capped by a 14-7 win over the Washington Redskins in Super Bowl VII. He won a second consecutive Super Bowl title in 1973, defeating the Minnesota Vikings 24-7 in Super Bowl VIII, and compiled an overall record of 32-2 in those back-to-back seasons, a two-year mark that has yet to be surpassed.

Before joining the Dolphins, Shula spent seven years (1963-69) as head coach of the Baltimore Colts. In that span he compiled a record of 73-26-4 (.728) and advanced to the playoffs four times, including two appearances in the NFL Championship Game, in 1964 and 1968 after 12-2 and 13-1 campaigns, respectively. He was the youngest head coach (33 years old) in the history of the NFL when he was named the Colts' head coach in 1963.

Shula succeeded Weeb Ewbank as head coach in Baltimore after serving three years (1960-62) as defensive coordinator of the Detroit Lions, with the team going 26-13-1 in that period. Shula entered the coaching ranks with an assistant's job at Virginia (1958) and Kentucky (1959) before joining the Lions.

Shula broke into the NFL as the lone rookie on Coach Paul Brown's defending NFL champion Cleveland Browns in 1951. He was involved in the largest trade in modern NFL history, a 15-player deal with Baltimore in 1953, and Shula played four seasons with the Colts (1953-56) and one season at Washington (1957) at right cornerback. He had 21 career interceptions for 247 yards in seven seasons. In college, he was a running back at John Carroll University in Cleveland, and in 1950 he gained 125 yards when the Blue Streaks upset Syracuse, 21-15.

Shula also contributed to the growth of the NFL off the field by serving from 1975 through 1995 (including the last two years in that span as co-chairman along with George Young of the New York Giants) on the league's influential Competition Committee, which evaluates and recommends changes in playing rules to make the game more open and exciting and to improve player safety.

In addition to his own election to the Pro Football Hall of Fame, Shula was further honored by being selected to present five other members for induction into the Hall (Larry Csonka, Bob Griese, Jim Langer, Larry Little, and Dwight Stephenson), including two (Csonka and Langer) on the same day.

Along with his football responsibilities, Shula always has given considerable time, plus financial and emotional support, to many area charities. The Don Shula Foundation, formed primarily to assist breast cancer research, was established as a tribute to his late wife, Dorothy. Shula also has been active in the American Cancer Society, March of Dimes, American Red Cross, the United Way, and Catholic Charities.

A member of the Class of 1951 at John Carroll, Shula helps fund a \$1 million chair in the University's Department of Philosophy. On September 27, 2003, John Carroll University showed its appreciation for Shula's support of the school by naming its new stadium Don Shula Stadium. Shula also has received honorary doctorate degrees from John Carroll, St. Thomas University, the University of Miami, and Florida Atlantic University.

Because of his success on the football field and his long-time civic and charitable service, Shula has received countless prestigious awards recognizing his contributions, including the 1993 Sports Illustrated Sportsman of the Year Award and the 1994 Horatio Alger Award. In addition, along with Ken Blanchard, in 1995 Shula co-authored "Everyone's A Coach," a highly acclaimed book that outlines the application of their managerial philosophies for business and personal success. Shula personifies those business principles himself, serving as an equity partner in two highly successful enterprises, Don Shula's Hotel and Golf Club along with Don Shula's Steakhouse, Inc.

Shula's oldest son Dave, 47, and his wife Leslie have three sons, Danny, Christopher, and Matthew. David served as the head coach of the Cincinnati Bengals from 1992-96, and when Don Shula's Dolphins played Dave Shula's Bengals on October 2, 1994 and October 1, 1995, both at Cincinnati's Riverfront Stadium, it marked the only two times in professional sports that a father and son faced each other as head coaches. Dave currently is President of Don Shula Steakhouse, Inc.

Shula's other son Mike, 41, was named the head coach at the University of Alabama on May 9, 2003 and led the Crimson Tide to a Cotton Bowl win and a 10-2 record in 2005. He had rejoined the Dolphins' staff as quarterbacks coach in 2000 after serving the four previous seasons as the offensive coordinator of the Tampa Bay Buccaneers; he also spent the 1991-92 seasons as a coaches' assistant under his father in Miami. Mike and his wife, Shari, have three daughters, Samantha, Brooke Dorothy and Ryan Lucy.

Mike and Dave Shula presented their father for induction into the Pro Football Hall of Fame in 1997, becoming the first pair ever to present a Hall of Famer for induction.

Shula's oldest daughter, Donna, has five children, Alex, Lindsey, Tyler, and twins Calvin and Carly. Another daughter, Sharon resides in New York, while youngest daughter Annie lives and works in Broward County.

Shula and his wife, Mary Anne, reside in Miami Beach and continue to be very active in charitable and community affairs. They were married on October 15, 1993, and their family together now includes eight children and 16 grandchildren.

DON SHULA'S CAREER RECORD

YEAR	TEAM	W	L	T	PCT.	FINISH
1963	Baltimore	8	6	0	.571	3rd, NFL West Conf.
1964*	Baltimore	12	2	0	.857	1st, NFL West Conf.
1965	Baltimore	10	3	1	.750	T-1st, NFL West Conf.
1966	Baltimore	9	5	0	.643	2nd, NFL West Conf.
1967	Baltimore	11	1	2	.857	T-1st, NFL Coastal
1968*	Baltimore	13	1	0	.929	1st, NFL Coastal
1969	Baltimore	8	5	1	.607	2nd, NFL Coastal
1970	Miami	10	4	0	.714	2nd, AFC East
1971*	Miami	10	3	1	.750	1st, AFC East
1972**	Miami	14	0	0	1.000	1st, AFC East
1973**	Miami	12	2	0	.857	1st, AFC East
1974	Miami	11	3	0	.786	1st, AFC East
1975	Miami	10	4	0	.714	T-1st, AFC East
1976	Miami	6	8	0	.429	3rd, AFC East
1977	Miami	10	4	0	.714	T-1st, AFC East
1978	Miami	11	5	0	.688	T-1st, AFC East
1979	Miami	10	6	0	.625	1st, AFC East
1980	Miami	8	8	0	.500	3rd, AFC East
1981	Miami	11	4	1	.719	1st, AFC East
1982*	Miami	7	2	0	.777	1st, AFC East
1983	Miami	12	4	0	.750	1st, AFC East
1984*	Miami	14	2	0	.875	1st, AFC East
1985	Miami	12	4	0	.750	1st, AFC East
1986	Miami	8	8	0	.500	3rd, AFC East
1987	Miami	8	7	0	.533	T-2nd, AFC East
1988	Miami	6	10	0	.375	5th, AFC East
1989	Miami	8	8	0	.500	T-2nd, AFC East
1990	Miami	12	4	0	.750	2nd, AFC East
1991	Miami	8	8	0	.500	T-2nd, AFC East
1992	Miami	11	5	0	.688	1st, AFC East
1993	Miami	9	7	0	.563	2nd, AFC East
1994	Miami	10	6	0	.625	1st, AFC East
1995	Miami	9	7	0	.563	T-2nd, AFC East

*NFL runner-up

**NFL Champion

	REGULAR SEASON				ALL GAMES			
	W	L	T	PCT.	W	L	T	PCT.
Baltimore Totals	71	23	4	.745	73	26	4	.728
Miami Totals	257	133	2	.658	274	147	2	.650
33-YEAR TOTALS	328	156	6	.676	347	173	6	.665

NFL'S TOP 20 COACHES

(based on career wins)

COACH	YEARS	TEAMS	REGULAR SEASON				CAREER			
			W	L	T	PCT.	W	L	T	PCT.
DON SHULA	33	COLTS, DOLPHINS	328	156	6	.676	347	173	6	.665
George Halas	40	Bears	318	148	31	.671	324	151	31	.671
Tom Landry	29	Cowboys	250	162	6	.605	270	178	6	.601
Curley Lambeau	33	Packers, Cardinals	226	132	22	.623	229	134	22	.623
Chuck Noll	23	Steelers	193	148	1	.563	209	156	1	.572
Dan Reeves	23	Broncos, Giants, Falcons	190	165	2	.535	201	174	2	.536
Chuck Knox	22	Rams, Bills, Seahawks	186	147	1	.558	193	158	1	.550

COACH	YEARS	TEAMS	REGULAR SEASON				CAREER			
			W	L	T	PCT.	W	L	T	PCT.
M. Schottenheimer	20	Browns, Chiefs, Redskins, Chargers	186	124	1	.600	191	136	1	.584
Bill Parcells	18	Giants, Patriots, Jets, Cowboys	163	123	1	.570	174	130	1	.572
Paul Brown	21	Browns, Bengals	166	100	6	.621	170	108	6	.609
Bud Grant	18	Vikings	158	96	5	.620	168	108	5	.607
Joe Gibbs	14	Redskins	140	76	0	.648	157	82	0	.657
Marv Levy	17	Chiefs, Bills	143	113	0	.558	154	120	0	.562
Bill Cowher	14	Steelers	141	82	1	.632	153	91	1	.627
Steve Owen	23	Giants	151	100	17	.595	153	108	17	.581
Mike Holmgren	14	Packers, Seahawks	138	86	0	.616	149	95	0	.611
Hank Stram	17	Chiefs, Saints	131	97	10	.571	136	100	10	.573
Weeb Ewbank	20	Colts, Jets	130	129	7	.502	134	130	7	.507
Mike Shanahan	13	Raiders, Broncos	122	74	0	.622	130	79	0	.622
Mike Ditka	14	Bears, Saints	121	95	0	.560	127	101	0	.557

SHULA'S MILESTONES

Don Shula passed the immortal George Halas to become the winningest coach in NFL history when he registered victory number 325 in Miami's 19-14 win at Philadelphia on November 14, 1993. Shula concluded coaching with a career record of 347-173-6 (.665). On December 25, 1994, in Miami's 27-20 win over Detroit, Shula won the 319th regular season game of his career and broke the NFL record for most regular season coaching wins by Halas (318 wins). Shula owned a 328-156-6 (.676) regular season record. In 1991, Shula joined Halas (324 wins) as the only NFL coaches with 300 or more career wins. Shula accomplished his milestone 300th career win with a 16-13 triumph over the Green Bay Packers on September 22, 1991. Shula won the 300th regular-season game of his coaching career with a 16-13 overtime win at New England on December 27, 1992.

Shula added another historic career milestone in Miami's 30-7 win over the Buffalo Bills on September 16, 1990, as he recorded his 200th regular season victory since joining the Dolphins in 1970. Shula joined Hall of Fame coaches Curley Lambeau (Green Bay), George Halas (Chicago) and Tom Landry (Dallas) as the only NFL coaches to earn 200 or more regular season wins with one NFL club.

CAREER NFL WINS

CAREER WIN NO.	OPPONENT	SCORE	DATE	OPPOSING HEAD COACH
1	at San Francisco	20-14	9/22/63	Red Hickey
50	New Orleans	30-10	12/10/67	Tom Fears
100	San Diego	24-10	10/15/72	Harland Sware
150	N.Y. Jets	16-0	9/26/76	Lou Holtz
200	at New England	30-27 (OT)	11/8/81	Ron Erhardt
250	at Buffalo	23-14	11/24/85	Hank Bullough
300	Green Bay	16-13	9/22/91	Lindy Infante
324	Kansas City	30-10	10/31/93	Marty Schottenheimer
325	at Philadelphia	19-14	11/14/93	Rich Kotite
347	at St. Louis	41-22	12/24/95	Rich Brooks

REGULAR-SEASON NFL WINS

REGULAR SEASON WIN NO.	OPPONENT	SCORE	DATE	OPPOSING HEAD COACH
1	at San Francisco	20-14	9/22/63	Red Hickey
50	New Orleans	30-10	12/10/67	Tom Fears
100	New England	52-0	11/12/72	Phil Bengtson
150	at N.Y. Jets	14-10	11/6/77	Walt Michaels
200	Buffalo	27-10	12/27/82	Chuck Knox
250	Pittsburgh	35-24	11/1/87	Chuck Noll
300	at New England	16-13(OT)	12/27/92	Dick MacPherson
318	Kansas City	45-28	12/12/94	Marty Schottenheimer
319	Detroit	27-20	12/25/94	Wayne Fontes
328	at St. Louis	41-22	12/24/95	Rich Brooks

REGULAR-SEASON WINS WITH DOLPHINS

REGULAR SEASON WIN NO.	OPPONENT	SCORE	DATE	OPPOSING HEAD COACH
1	at Houston	20-10	9/27/70	Wally Lemm
50	Kansas City	9-3	10/20/74	Hank Stram
100	Green Bay	27-7	10/28/79	Bart Starr
150	at New England	44-24	10/21/84	Ron Meyer
200	Buffalo	30-7	9/16/90	Mary Levy
250	at New England	20-3	9/10/95	Bill Parcells

REGULAR-SEASON GAMES AS NFL COACH

REGULAR- SEASON GAME NO.	OPPONENT	SCORE	DATE	OPPOSING HEAD COACH
1	N.Y. Giants	28-37	9/15/63	Allie Sherman
50	Washington	37-10	11/6/66	Otto Graham
100	at Houston	20-10	9/27/70	Wally Lemm
150	Kansas City	9-3	10/20/74	Hank Stram
200	Buffalo	31-14	12/17/77	Jim Ringo
250	Pittsburgh	30-10	9/10/81	Chuck Noll
300	at San Diego	28-34	11/18/84	Don Coryell
350	at Philadelphia	28-10	12/13/87	Buddy Ryan
400	New England	17-10	10/18/90	Rod Rust
450	at N.Y. Jets	10-27	11/7/93	Bruce Coslet

Nick Buoniconti

85 Linebacker

Born1/15/40
 CollegeNotre Dame '62
 NFL1962-76
 Dolphins1969-76
 Year Inducted2001



Nick Buoniconti, the driving force of the Dolphins' famed "No-Name Defense," inspired his teammates with his outstanding play and fiery leadership. During his seven years with the Dolphins the team advanced to three straight Super Bowls (1971-73) and won twice (1972, 1973), with one of those wins coming after their unparalleled undefeated season in 1972. Buoniconti was only 5-11 and 220 pounds and was considered to be too small to play middle linebacker. However, as many coaches noted, he always "played bigger than his size" during a stellar 14-year career with the Dolphins and the Boston Patriots.

The first member of the Dolphins defense to be elected to the Hall of Fame, Buoniconti joined the team in 1969 after playing seven seasons with the Patriots. During his tenure with the Dolphins, he was named the team's Most Valuable Player three times (1969, 1970, 1973) and was named to the AFL All-Star game in 1969 and was selected to two Pro Bowls (1973, 1974) following the merger of the two leagues. In 1990, he was voted as a linebacker on the Dolphins' Silver Anniversary all-time team, and on November 18, 1991, he was enshrined on the Dolphin Honor Roll at Dolphin Stadium.

Before joining the Dolphins, Buoniconti helped the Patriots capture the 1963 AFL Eastern Division title, and he played in five AFL All-Star games. Overall in his 14-year career, he played in 183 games and recorded 32 career interceptions. He was named to the All-Time AFL team in 1970, and overall was named a first team All-AFL/AFC choice eight times.

A native of Springfield, Massachusetts, Buoniconti had an outstanding collegiate career at Notre Dame. Following his retirement from the Dolphins, he and his son, Marc, were the driving

forces behind the establishment of the Miami Project to Cure Paralysis, one of the world's leading research and treatment centers for spinal cord injuries.

Buoniconti was elected to the Hall of Fame in 2001 after being named for the first time that year as a nominee from the pre-1976 era by the Hall's Seniors Committee.

NICK BUONICONTI'S CAREER STATISTICS

YEAR	TEAM	G	TACK.	ASST.	TOTAL	FUM. REC.	INT.	YDS.	AVG.	TD
1962	Boston	14	NA	NA	NA	NA	2	3	1.5	0
1963	Boston	14	NA	NA	NA	NA	3	42	14.0	0
1964	Boston	14	NA	NA	NA	NA	5	75	15.0	0
1965	Boston	14	NA	NA	NA	NA	3	31	10.3	0
1966	Boston	14	NA	NA	NA	NA	4	43	10.8	0
1967	Boston	13	NA	NA	NA	NA	4	7	1.8	0
1968	Boston	8	NA	NA	NA	NA	3	22	7.3	0
1969	Miami	13	79	35	114	1	3	27	9.0	0
1970	Miami	14	96	49	145	0	0	0	0.0	0
1971	Miami	14	86	40	126	0	1	16	16.0	0
1972	Miami	14	72	74	146	0	2	17	8.5	0
1973	Miami	13	91	71	162	2	0	0	0.0	0
1974	Miami	13	51	49	100	0	2	29	14.5	0
1975	Miami	INJURED RESERVE								
1976	Miami	11	32	38	70	0	0	0	0.0	0
15-YEAR TOTALS		183	NA	NA	NA	3	32	312	9.8	0
MIAMI TOTALS		92	507	356	863	3	8	89	11.1	0

ADDITIONAL STATS

Sacks: 2 in 1969, 1 in 1971, 1 in 1972, 1 in 1973, 1 in 1976

Touchdowns: 1 fumble recovery in 1973

Kickoff Returns: 1 for 8 yards in 1962

Blocked Kicks: 1 PAT in 1976

Larry Csonka

39 Fullback

Born12/25/46
College.....Syracuse '68
NFL1968-74, 1976-79
Dolphins1968-74, 1979
Year Inducted1987



Larry Csonka ranks as the Dolphins' all-time leading rusher with 1,506 carries for 6,737 yards (4.5 average) and 53 TDs. A five-time Pro Bowl selection, he put together three consecutive 1,000-yard seasons (1971-73) as Miami advanced to the Super Bowl each year. Csonka shined in those three Super Bowls, averaging 6.3 yards a carry and going over 100 yards rushing in two of them. Originally drafted in the first round out of Syracuse in 1968, he was named the MVP of Super Bowl VIII after carrying 33 times for 145 yards and two touchdowns as the Dolphins steamrolled the Minnesota Vikings, 24-7, for their second straight NFL title. Called a "modern-day Bronko Nagurski" by Dolphin coach Don Shula, "Zonk" also played three seasons with the N.Y. Giants (1976-78) and one year with the Memphis

Southmen of the World Football League (1975). His career rushing totals in the NFL, which placed him sixth on the league's all-time rushing list when he retired, are: 1,891 carries for 8,081 yards (4.3 average) and 64 TDs. He was elected to the Hall of Fame in his second year of eligibility. In 1990, he also was voted the fullback on the Dolphins' Silver Anniversary all-time team and was named as a running back on the Super Bowl Silver Anniversary all-time team. On November 19, 1990, he was enshrined on the Dolphin Honor Roll at Dolphin Stadium. Csonka was further honored when his number 39 was retired by the team during halftime ceremonies on December 9, 2002, becoming the third Dolphin to have his number retired.

LARRY CSONKA'S CAREER STATISTICS


YEAR	TEAM	G-S	ATT.	RUSHING				RECEIVING			
				YDS.	AVG.	LG	TD	NO.	YDS.	LG	TD
1968	Miami	11-11	138	540	3.9	40	6	11	118	65	1
1969	Miami	11-11	131	566	4.3	54	2	21	183	42	1
1970	Miami	14-14	193	874	4.5	53	6	11	94	54	0
1971	Miami	14-14	195	1051	5.4	28	7	13	113	25	1
1972	Miami	14-14	213	1117	5.2	45	6	5	48	14	0
1973	Miami	14-14	219	1003	4.6	25	5	7	22	9	0
1974	Miami	12-12	197	749	3.8	24	9	7	35	11	0
1975	Memphis*	7-NA	99	421	4.3	-	1	5	54	-	1
1976	N.Y. Giants	12-12	160	569	3.6	13	4	6	39	14	0
1977	N.Y. Giants	14-14	134	464	3.5	15	1	2	20	12	0
1978	N.Y. Giants	14-13	91	311	3.4	12	6	7	73	23	0
1979	Miami	16-16	220	837	3.8	22	12	16	75	18	1
MIAMI TOTALS		106-106	1506	6737	4.5	54	53	91	688	65	4
GIANTS TOTALS		40-39	385	1344	3.5	15	11	15	132	23	0
NFL TOTALS		146-145	1891	8081	4.3	54	64	106	820	65	4
PLAYOFFS		12-12	225	891	4.0	49	9	4	26	16	1

*stats with WFL Memphis not included in career totals

Bob Griese

12 Quarterback

Born2/3/45
 CollegePurdue '67
 NFL1967-80
 Dolphins1967-80
 Year Inducted1990



He was unquestionably the "thinking man's quarterback." Bob Griese, renowned for his poised leadership and ingenious play-calling, sustained the Dolphin offense with a flair for winning from 1967-80.

The bespectacled quarterback became the 14th passer in the NFL's exclusive 25,000-yard club in 1980. On the same day he reached that milestone, he suffered a shoulder injury which ultimately forced his retirement on June 25, 1981. His No. 12 jersey became the first in Dolphins history to be retired, on May 6, 1982, in ceremonies at the team's annual awards banquet. In 1990, he was also voted the quarterback on the Dolphins' Silver Anniversary all-time team, and on November 19, 1990, he was enshrined on the Dolphin Honor Roll at Dolphin Stadium.

Including playoffs, he had a .681 winning percentage (88-41-1) under Coach Don Shula. "Cornerstone of the franchise," Dolphin founder Joe Robbie called him. He was a consensus

All-Pro quarterback in 1971 and 1977, made six appearances in the Pro Bowl and was voted the team's Most Valuable Player six times by South Florida media.

After becoming eligible for induction into the Hall of Fame in 1985, Griese was named as a finalist all five years before being elected to the Hall of Fame in 1990.

"He's probably the most unselfish guy I've ever been around," Shula said. "He got as much of a thrill calling the right running play for a touchdown as he did connecting on a bomb. That's just his makeup."

BOB GRIESE'S CAREER STATISTICS

YEAR	TEAM	G-S	ATT.	COMP.	YDS.	PCT.	TD	INT.	LG	TKLD.
1967	Miami	12-11	331	166	2005	50.2	15	18	68t	25/240
1968	Miami	13-13	355	186	2473	52.4	21	16	50t	43/372
1969	Miami	9-9	252	121	1695	48.0	10	16	53t	33/289
1970	Miami	14-14	245	142	2019	58.0	12	17	54t	31/282
1971	Miami	14-13	263	145	2089	55.1	19	9	86t	23/248
1972	Miami	6-5	97	53	638	54.6	4	4	39	7/45
1973	Miami	13-13	218	116	1422	53.2	17	8	46	11/75
1974	Miami	13-13	253	152	1968	60.1	16	15	54	27/202
1975	Miami	10-10	191	118	1693	61.8	14	13	79t	16/31
1976	Miami	13-13	272	162	2097	59.6	11	12	47t	30/266
1977	Miami	14-14	307	180	2252	58.6	22	13	73t	36/303
1978	Miami	11-9	235	148	1791	63.0	11	11	63t	18/165
1979	Miami	14-12	310	176	2160	56.8	14	16	51	26/223
1980	Miami	5-3	100	61	790	61.0	6	4	54	9/89
TOTALS		161-152	3429	1926	25092	56.2	192	172	86t	335/2930
PLAYOFFS		12-11	208	112	1467	53.8	10	12	75t	15/152

Jim Langer

62 Center

Born5/16/48
 CollegeSouth Dakota State '70
 NFL1970-81
 Dolphins1970-79
 Year Inducted1987



Jim Langer was the anchor of the Miami offensive line during the Dolphins' championship years of the 1970s. Coming out of South Dakota State in 1970, he was signed as a free agent by Cleveland but was released on the final cut. Langer was picked up on waivers by the Dolphins and, after spending most of the year on the taxi squad, played in the final five games of 1970, mainly on special teams. After serving as a backup at center the following season, in 1972 he won the starting job, which he would hold until sidelined with a knee injury in 1979. A consensus All-Pro from 1973-77, Langer was a six-time Pro Bowl selection (five times as a starter). He played in a club-high 128 straight games during his career and also had a team-record 109 consecutive starts (a record since broken by Richmond Webb in 1997). Voted the team's Most Valuable Player by South Florida media in 1975, Langer also holds the distinction of having played every offensive down in the Dolphins' perfect 1972 season. Wanting to spend the final years of his career near his Royaltown, Minn., home, at his own request Langer was traded to the Minnesota Vikings in 1980, where he played for two seasons (1980-81). He was elected to the Hall of Fame in his first year of eligibility. In addition, on November 19, 1990, he was enshrined on the Dolphin Honor Roll at Dolphin Stadium.

Larry Little

66 Guard

Born11/2/45
CollegeBethune-Cookman '67
NFL1967-80
Dolphins1969-80
Year Inducted1993



A rumbling giant in the Dolphin trenches for 12 seasons, Larry Little's very presence in leading a sweep was an intimidating force in a Miami running attack which led the NFL during the 1970s at 2,372 yards per season. Coming out of Bethune-Cookman in 1967, Little entered the NFL as an undrafted free agent with the San Diego Chargers for a \$750 bonus. He was traded to the Dolphins on July 2, 1969, in exchange for Miami cornerback Mack Lamb, a former high school teammate. After having started just four games during his two seasons with the Chargers, Little emerged with the Dolphins and played in 158 regular season games with 152 starting assignments. He also started 12 playoff games for Miami and was a key ingredient of the Dolphins' back-to-back Super Bowl championship teams of 1972 and '73. Little earned All-Pro honors six times (1971-75 and 1977) and was a Pro Bowl selection on four occasions (1971-74). He was the first player in league history to be named as AFC Offensive Lineman of the Year three straight seasons (1970-72) by the NFL Players' Association. Little, who anchored the offensive line which helped set a then-NFL record with 2,960 rushing yards during the Dolphins' "perfect season" in 1972, was named by the National 1,000-Yard Club as the league's Outstanding Blocker for the '72 campaign. A native Floridian, Little was the first Dolphins player inducted into the Florida Sports Hall of Fame, on March 6, 1978. In 1990, he was voted as a guard on the Dolphins' Silver Anniversary all-time team. Little was elected into the Hall of Fame in his eighth year of eligibility after having been a finalist on three occasions. On December 13, 1993, he was enshrined on the Dolphin Honor Roll at Dolphin Stadium.

GALLERY OF LEGENDS

On Wednesday, November 2, 2005, the "Gallery of Legends" made its public debut at Dolphin Stadium. Located at Gate D on the Club Level of the stadium, the Gallery is a tribute to the history of Miami Dolphins football.

Special exhibits were created to track the team's history, from its inception in 1966 to the present. Features include Dolphins memorabilia and photographs, as well as elements of life in South Florida and a Dan Marino timeline through those years. It also consists of such artifacts as the chairs the players used for meetings at St. Thomas University, in addition to the office desk utilized by Hall of Fame Head Coach Don Shula.



Coach Don Shula's desk



Meeting room desks and projector

Dan Marino

13 Quarterback

Born9/15/61
 CollegePittsburgh '83
 NFL1983-99
 Dolphins1983-99
 Year Inducted2005



Elected to the Pro Football Hall of Fame on February 5, 2005 and enshrined on August 7, 2005 . . . Others included in the Class of 2005 were Steve Young, Benny Friedman and Fritz Pollard . . . Marino became the ninth member of the Miami Dolphins to be enshrined in the Hall of Fame, joining Don Shula (1997), Nick Buoniconti (2001), Larry Csonka (1987), Bob Griese (1990), Jim Langer (1987), Larry Little (1993), Dwight Stephenson (1998), and Paul Warfield (1983) . . . Marino's No. 13 jersey became the second Dolphin uniform number to be retired, on Sunday, September 17, 2000, at halftime of the Dolphins-Baltimore Ravens game at Dolphin Stadium . . . He was also inducted into the Dolphin Honor Roll on that date . . . The only other Dolphin player to wear No. 13 was safety Jake Scott, who wore that number from 1970 through 1975 . . . He announced his retirement on March 13, 2000 . . . Marino ranks among the NFL's all-time top ranked passers . . . In his 17-year career, Marino played in 242 games (240 starts) and he was 4967-8358 (59.4%) for 61,361 yards, 420 touchdowns, and 252 interceptions for an 86.4 passing efficiency rating, which ranked fourth among the all-time passing leaders when he retired . . . Marino holds 38 Dolphins regular season team records (50 overall, including playoffs) and is tied for four others (six, including playoffs) . . . He holds 17 NFL regular season records and is tied for six others . . .

AMONG NFL LEADERS: With a career passing efficiency of 86.4, Marino currently ranks tenth on the all-time list of passers, behind only Steve Young, Kurt Warner, Peyton Manning, Joe Montana, Daunte Culpepper, Marc Bulger, Tom Brady, Trent Green and Matt Hasselbeck:

TOP TEN NFL ALL-TIME LEADING PASSERS

PLAYER	YRS.	ATT.	COMP.	PCT.	YDS.	TD	INT.	RATING
Steve Young	15	4,149	2,667	64.3	33,124	232	107	96.8
Kurt Warner*	8	2,340	1,537	65.7	19,214	119	78	94.1
Peyton Manning*	8	4,333	2,769	63.9	33,189	244	130	93.5
Joe Montana	15	5,391	3,409	63.2	40,551	273	139	92.3
Daunte Culpepper*	7	2,607	1,678	64.4	20,162	135	86	91.5
Marc Bulger*	5	1,518	987	65.0	11,932	71	51	90.6
Tom Brady*	6	2,548	1,577	61.9	18,035	123	66	88.5
Trent Green*	8	3,329	2,022	60.7	25,621	150	92	88.3
Matt Hasselbeck*	7	2,205	1,342	60.9	15,925	96	57	86.6
DAN MARINO	17	8,358	4,967	59.4	61,361	420	252	86.4

* - active

Marino also is among the winningest-ever quarterbacks in NFL regular season history, ranking second in all time regular season victories as a starter . . . His 16-13 overtime win vs. Tennessee on September 7, 1997 tied him with Fran Tarkenton for second place on the all-time win list, and his 17-14 victory versus Kansas City on October 5, 1997 moved him into sole possession of second place, trailing only Denver's John Elway:

MOST ALL-TIME VICTORIES BY NFL STARTING QUARTERBACKS

(Regular Season)

PLAYER	TEAMS	NFL SEASONS	W-L-T	PCT.
1. John Elway	Denver	16	148-82-1	.643
2. DAN MARINO	MIAMI	17	147-93-0	.613
3. Fran Tarkenton	Minn./N.Y. Giants	18	125-109-6	.533

In his career, with 8,358 attempts, Marino ranks first in NFL history in pass attempts, breaking Fran Tarkenton's NFL record of 6,467 attempts on December 11, 1995 vs. Kansas City . . . With 4,967 pass completions, Marino ranks first in NFL history in completions, breaking Fran Tarkenton's NFL record of 3,686 completions on October 8, 1995 vs. Indianapolis . . . With 61,361 yards passing, Marino ranks first in NFL history in total yards passing, breaking Fran Tarkenton's NFL record of 47,003 passing yards on November 12, 1995 vs. New England on a nine-yard completion to Irving Fryar in the first quarter . . . With 420 touchdown passes, Marino ranks first in NFL history in touchdown passes, breaking Tarkenton's NFL record of 342 TD passes with a six-yard TD pass to Keith Byars in the second quarter on November 26, 1995 at Indianapolis . . .

YARDAGE: Marino's 61,361 yards passing rank first on the NFL's all-time career passing yardage list . . . On October 17, 1999 at New England, Marino's eight yard pass to Tony Martin (his only completion of the game) made him the first quarterback in NFL history to pass for 60,000 career yards . . . On November 12, 1995 vs. New England, with a nine-yard completion to Irving Fryar in the first quarter, Marino passed Fran Tarkenton (47,003 career passing yards), breaking Tarkenton's NFL record for most career passing yards and moving into first place on the NFL all-time career passing yardage list:

NFL CAREER PASSING YARDAGE LEADERS

1. DAN MARINO 61,361 (17)	11. Dave Krieg38,151 (19)
*2. Brett Favre53,615 (15)	12. Boomer Esiason37,920 (14)
3. John Elway51,475 (16)	13. Jim Kelly35,467 (11)
4. Warren Moon49,325 (17)	14. Jim Everett34,837 (12)
5. Fran Tarkenton47,003 (18)	15. Jim Hart34,665 (18)
*6. Vinny Testaverde45,252 (19)	16. Steve DeBerg34,241 (17)
*7. Drew Bledsoe43,447 (13)	*17. Kerry Collins33,637 (11)
8. Dan Fouts43,040 (15)	18. John Hadl33,503 (16)
9. Joe Montana40,551 (16)	19. Phil Simms33,462 (14)
10. Johnny Unitas40,239 (18)	*20. Peyton Manning33,189 (8)

() - number of years played

* - active players

Marino reached the 50,000, 40,000 and 30,000 yards passing plateaus faster than any quarterback in NFL history . . . In 1984, Marino set an NFL record for most yards passing in a single season, 5,084 yards . . . He broke the former record of 4,802 yards passing, which was set by Dan Fouts of the San Diego Chargers in 1981 . . . Marino is the only quarterback in NFL history to throw for 5,000 or more yards (once) . . . Marino (1984-86, 1988, 1992, 1994) and Peyton Manning (1999-2004) are the only quarterbacks in NFL history to have six 4,000-yard seasons . . . Warren Moon (four, 1990-91, 1994-95), Brett Favre (four, 1995, 1998-99, 2004), Dan Fouts (three, 1979-81), Drew Bledsoe (three, 1994, 1996, 2002), Trent Green (three, 2003-05), Steve Young (two, 1993, 1998) and Kurt Warner (two, 1999, 2001) are the only other QBs to have multiple 4,000-yard seasons . . . Along with Fouts, Green and Manning, he is the only other QB to pass for 4,000 yards in three or more straight seasons (1984-86) . . . Marino passed for 3,000 or more yards 13 times (1984-92, 1994-95, 1997-98) in his 17 seasons in the NFL and is second behind Brett Favre (1992-2005) for the most 3,000-yard seasons in NFL history . . . Favre broke Marino's record in 2005 . . . When he went over the 3,000-yard passing mark on December 21, 1998 vs. Denver, it marked the 13th time Marino passed for 3,000 or more yards, breaking his tie with John Elway and re-setting the NFL record for most 3,000 yard seasons . . . Marino originally set the record for most 3,000 yard seasons in 1991, his eighth year of passing for 3,000 or more yards before Elway tied that record in 1996 . . . Before setting that NFL record, Marino had been tied with Joe Montana (1981, 1983-85, 1987, 1989-90) for the previous record of seven 3,000-yard seasons . . . Marino extended that mark to 11 seasons

before being tied by Elway in 1996, and Marino held the NFL record alone by extending that mark to 13 seasons until Favre broke it in 2005 . . . Marino led the NFL in passing yards five times during a season, having accomplished that feat in 1984-86, 1988, and 1992 . . . Marino tied the NFL record for most seasons leading the league in passing yardage (five) with Sonny Jurgensen (1961-62, 1966-67, 1969) . . . Marino had 13 career 400-yard games (15, including playoffs) and the Dolphins were 8-5 in those 13 games (9-6 overall, including the playoffs) . . . Marino had 63 career regular season 300-yard games (67, including playoffs), and the Dolphins were 37-26 in those 63 300-yard games (38-29 overall, including playoffs) . . . Marino's 63 career 300-yard passing games extended his own NFL record for most career 300-yard passing games . . . He broke Dan Fouts' former NFL record of 51 career 300-yard games on Dec. 3, 1995 vs. Atlanta when Marino had 343 yards passing, the 52nd regular season game of 300 or more yards passing in his career . . . Marino tied Fouts' record of 51 regular season career 300-yard games when he had 333 yards passing on Nov. 12, 1995 vs. New England . . . Marino owns the top 11 and 42 of the top 50 passing yardage games in Dolphins history as well as 67 of the 84 300-yard passing games in club history . . .

TOUCHDOWN PASSES: Marino's first touchdown pass on November 26, 1995 at Indianapolis, a six-yard TD pass to Keith Byars with 13:54 elapsed in the second quarter, was Marino's 343rd TD pass of his career, breaking Fran Tarkenton's former NFL record of most career touchdown passes (342), making Marino the league's all-time leader in career TD passes . . . Marino tied Tarkenton's record vs. San Francisco on November 20, 1995, with a four-yard TD pass to O.J. McDuffie in the third quarter . . . On November 29, 1998 vs. New Orleans, Marino's seven-yard touchdown pass to O.J. McDuffie was the 400th TD pass of his career, becoming the first quarterback in NFL history to throw for 400 touchdown passes . . . Marino recorded 420 touchdown passes in his career:

TOP TWENTY, CAREER TOUCHDOWN PASSES

1. DAN MARINO420 (17)	11. Dan Fouts.....254 (15)
*2. Brett Favre.....396 (15)	12. Boomer Esiason.....247 (14)
3. Fran Tarkenton.....342 (18)	13. John Hadl.....244 (16)
4. John Elway.....300 (16)	*Drew Bledsoe.....244 (13)
5. Warren Moon.....291 (17)	*Peyton Manning.....244 (8)
6. Johnny Unitas.....290 (18)	16. Len Dawson.....239 (19)
7. Joe Montana.....273 (16)	17. Jim Kelly.....237 (11)
*8. Vinny Testaverde.....269 (19)	18. George Blanda.....236 (26)
9. Dave Krieg.....261 (19)	19. Steve Young.....232 (15)
10. Sonny Jurgensen.....255 (18)	20. John Brodie.....214 (16)

() - number of years played * - active players

Marino reached the 300 and 200 touchdown passes plateaus faster than any quarterback in NFL history . . . In his career Marino threw at least one TD pass in 203 of his 242 regular-season games as well as in 16 of his 18 playoff games (219 of 260 overall) . . . Overall in Marino's career, the Dolphins were 16-23 in the 39 regular season games in which Marino failed to throw a touchdown pass (and 16-25 in his 41 overall games, including playoffs) . . . Marino did not throw a touchdown pass in consecutive games only six times in his career . . . He never went three games in a row in his career without a TD pass . . . Marino had six career games of throwing five or more touchdown passes, and the Dolphins were 4-2 in those contests . . . Marino had 21 career games passing for four or more touchdowns, and he was 16-5 in those 21 contests . . . When Marino threw for five touchdowns on September 4, 1994 vs. New England, it was the 18th time he threw for four or more touchdowns, breaking an NFL record he had shared with Johnny Unitas for most career games (17) throwing four or more touchdown passes . . . Overall in his career he threw three or more touchdowns in 62 games (67, including playoffs), and he was 41-21 in those contests (44-23 including post-season games) . . . Marino threw for 20 or more TD passes in 13 of his 17 years in the NFL . . . The only seasons when he failed to reach 20 TD passes came in 1999, 1997, 1996 and in 1993, a season when he played only five games due to injury . . . By throwing for 20 touchdown passes in 1998, he extended his own NFL record for most years throwing for 20 or more touchdown passes to 13 seasons . . . In 1991, Marino became the first quarterback in NFL history to throw 20 or more touchdown passes nine different times . . . He and Johnny Unitas had been tied for the old record as the only NFL quarterbacks ever to throw 20 or more touchdown passes in eight different seasons before Marino broke that mark with his ninth season of 20 or more touchdown passes; Marino accomplished his record-setting feat in his first nine seasons in the league, while Unitas played 18 seasons in the NFL . . . Marino also is the only player in NFL history to throw 20 or more touchdown passes in his first ten NFL seasons and is one of two

players (along with Brett Favre) to throw 20 or more TD passes in ten consecutive seasons . . . Four times in his career (1984-86, 1994) Marino threw for 30 or more touchdowns, and he is second to Brett Favre (eight, 1994-98, 2001, 2003-04) for the NFL record of most seasons throwing 30 or more touchdown passes . . . Marino is the only QB to throw 40 or more touchdowns in two different seasons (1984, 1986) . . . In 1984, Marino threw for 48 touchdown passes, breaking the former NFL record of 36 TD passes that was set by George Blanda of the Houston Oilers in 1961 and tied by Y.A. Tittle of the New York Giants in 1963 . . . Marino's record was broken by Peyton Manning of the Indianapolis Colts, who threw for 49 touchdown in 2004 . . .

NFL RECORDS: Overall, Marino holds 17 NFL regular season records and is tied for five others . . . In addition to the above records for attempts, completions and yardage, Marino holds NFL single-season records for yards (5,084 in 1984) . . . Having led the NFL in attempts in 1984, 1986, 1988, 1992, and 1997, Marino set a new NFL record for most seasons leading the league in pass attempts (five) . . . He had previously been tied with three other quarterbacks (Sammy Baugh, Johnny Unitas, George Blanda) who led the NFL in that category four times each . . . Having led the NFL in completions from 1984-86, 1988, 1992 and 1997, Marino set a new NFL record for most seasons leading the league in pass completions (six) . . . He had previously been tied with Sammy Baugh, who led the NFL in that category in five seasons . . . Marino and Blanda (1963-65) are the only QBs to lead the NFL in completions three consecutive years . . . Having led the NFL in passing yards from 1984-86, 1988 and 1992, Marino joined Sonny Jurgensen as the only players to have led the NFL in passing yards in five seasons, and only Dan Fouts (1979-82) has led the league longer consecutively in yardage (four seasons) . . .

COMEBACKS: Over the course of Marino's 17-year career with the Dolphins, he brought the team back from a fourth quarter deficit a total of 37 times, with 21 fourth quarter triumphs at home and 16 on the road . . . Included in that total were three playoff games in which Marino led Miami back in the fourth quarter . . . Marino's total of 37 fourth-quarter comeback wins does NOT include 13 additional games, (12 in the regular season and one in the playoffs), that Marino won when the Dolphins were tied (but never did trail) in the fourth quarter, ten at home (one playoff contest and nine regular season games) and three on the road; If those 13 fourth-quarter tied situations are included, then Marino led the Dolphins on a total of 50 game-winning drives (31 at home and 19 on the road) . . . With 37 fourth quarter comeback victories, Marino ranks second in that category: Denver's John Elway has 43 final period come-from-behind wins . . . In Marino's 37 career fourth quarter comebacks, he completed 280 of 441 passes (63.5%) for 3,710 yards with 29 touchdowns and eight INTs in the final stanza for a rating of 104.4 . . .

ALL-TIME FOURTH QUARTER COMEBACK DRIVES

PLAYER	TEAMS	FOURTH QUARTER COMEBACK DRIVES
1. John Elway	Denver	43
2. DAN MARINO	MIAMI	37
3. Joe Montana	San Francisco, Kansas City	31
4. Jim Kelly	Buffalo	24

MAN OF THE YEAR AWARD: On January 28, 1999, Marino was named as the 1998 Sprint/NFL Man of the Year . . . It is the only league-sponsored award that recognizes player community service as well as excellence on the field . . . Off the field, Marino established the Dan Marino Foundation, which was created to benefit children's charities in South Florida . . . He hosted events throughout the year to raise money for the foundation . . . One major project was the Miami Children's Hospital/Dan Marino Center in Weston, Florida that opened in 1998 and offers comprehensive health care to children with chronic medical needs . . . Marino also spearheaded the Dolphins' annual Thanksgiving turkey giveaway each year in conjunction with the Daily Bread Food Bank . . . Marino was the Dolphins' United Way representative from 1994-96 and has been a strong supporter of their programs . . . In 1998, Marino was chosen as one of three national spokesmen for the NFL's 25-year anniversary with United Way . . . Marino became the second Dolphin player to win the NFL Man of the Year Award; Dwight Stephenson won that honor in 1985 . . .

PRO BOWL: Marino was selected to nine Pro Bowls (1983-87, 1991-92, 1994-95), including seven as a starter (1983-86, 1992, 1994-95), but due to injuries he was able to play in only two games (1984, 1992) . . . Marino's nine Pro Bowl selections set a Dolphins record for most career selections, surpassing the former record of six selections that had previously been set by quarterback Bob Griese (1970-71, 1973-74, 1977-78), center Jim Langer (1973-78), and guard Bob Kuechenberg (1974-75, 1977-78, 1982-83) . . . Marino's seven Pro Bowl starts set a Dolphins record for career starts, surpassing the former record of five starts that had previously

been set by Langer (1973-77) ... When Marino was selected to the Pro Bowl following his rookie season in 1983, he became the youngest quarterback ever selected to the Pro Bowl:

YOUNGEST PRO BOWL QUARTERBACKS (1970-05)

QUARTERBACK	TEAM	YEAR	AGE
DAN MARINO*	MIAMI	1983	22 YEARS, 4 MONTHS, 14 DAYS
Michael Vick	Atlanta	2002	22 years, 7 months, 7 days
Drew Bledsoe	New England	1994	22 years, 11 months, 22 days
Brett Favre	Green Bay	1992	23 years, 3 months, 28 days
DAN MARINO	MIAMI	1984	23 YEARS, 4 MONTHS, 12 DAYS
Peyton Manning	Indianapolis	1999	23 years, 10 months, 6 days
Bernie Kosar#	Cleveland	1987	24 years, 2 months, 13 days

* Did not play due to injury

Named to squad by AFC coaching staff as a "need" player

PERSONAL

Married to Claire (1/30/85), Marino and his wife have six children, Daniel Charles (9/4/86), Michael Joseph (5/18/88), Joseph Donald (7/26/89), Alexandra Claire (5/13/92), Niki Lin (12/15/96) and Lia (7/12/95) and reside in Weston ... An outstanding golfer ... Teamed with golf pro Dan Pohl to win the championship at the AT&T Pebble Beach National ProAm in February, 1988, at Pebble Beach, Calif ... Played in U.S. Open qualifier in 2001 ... Served as honorary starter for the 1998 Daytona 500 ... Finished his fourth year as a studio analyst for CBS' "The NFL Today" and his sixth season as a host of HBO's "Inside the NFL" ... In '91 off-season worked as color commentator on USA cable network's coverage of World League of American Football ... Played himself in movie "Ace Ventura: Pet Detective," which starred Jim Carrey, Sean Young and Courtney Cox and was one of the most popular films in 1994 ... Appeared in 1998 movie "Holy Man", that starred Eddie Murphy ... Appears in music video by Hootie and the Blowfish for song, "Only Wanna Be With You" ... Has won each of the two NFL Quarterback Challenge competitions held in Hawaii ... Has appeared on the cover of every national sports publication at least once, including a second GQ cover appearance in September, 1996 ... Established the Dan Marino Foundation, which helps support many South Florida charities ... He also raised funds for his foundation through the "Touchdown for Tots" program, which raised more than \$830,000 since its inception ... As a sponsor of his own program, Marino donated \$500 for every touchdown he threw ... Sponsors an annual golf tournament in February in Miami for the benefit of the Dan Marino Foundation, which in 2006 raised more than \$400,000 ... Helped create Miami Children's Hospital Dan Marino Center in Weston that opened in 1998 and offers comprehensive health care to children with chronic medical needs ... Named as Sprint/NFL Man of the Year in 1998 ... Named Miami Dolphins NFL Man of the Year each year from 1996-98 ... Won the 1995 Ed Block Courage Award ... Served as the Dolphins' 1994 United Way representative ... In 1998, served as one of three NFL representatives appearing in a national public service announcement in honor of the NFL's 25-year partnership with the United Way ... Had a street (Dan Marino Boulevard) named after him next to Dolphin Stadium ... Had his neighborhood field in Pittsburgh named "Dan Marino Field" in March, 1990 ... Was the No. 1 selection in the inaugural United States Football League draft in 1983, being chosen by the Los Angeles Express ... Had been a fourth-round choice of baseball's Kansas City Royals in 1979 ... Attended Central Catholic High School in Pittsburgh, lettering in football and baseball ... Full name is Daniel Constantine Marino, Jr., born September 15, 1961, in Pittsburgh, Pa.

DAN MARINO'S NFL REGULAR SEASON STATISTICS

YEAR	TEAM	G-S	ATT.	COMP.	YDS.	PCT.	TD	INT.	LG	TKLD.	RATE
1983	Miami	11-9	296	173	2210	58.4	20	6	85t	10/80	96.0
1984	Miami	16-16	564	362	5084	64.2	48	17	80t	13/120	108.9
1985	Miami	16-16	567	336	4137	59.3	30	21	73	18/157	84.1
1986	Miami	16-16	623	378	4746	60.7	44	23	85t	17/119	92.5
1987	Miami	12-12	444	263	3245	59.2	26	13	59t	9/77	89.2
1988	Miami	16-16	606	354	4434	58.4	28	23	80t	6/31	80.8
1989	Miami	16-16	550	308	3997	56.0	24	22	78t	10/86	76.9
1990	Miami	16-16	531	306	3563	57.6	21	11	69t	15/90	82.6
1991	Miami	16-16	549	318	3970	57.9	25	13	54	27/182	85.8
1992	Miami	16-16	554	330	4116	59.6	24	16	62t	28/173	85.1
1993	Miami	5-5	150	91	1218	60.7	8	3	80t	7/42	95.9
1994	Miami	16-16	615	385	4453	62.6	30	17	64t	17/113	89.2
1995	Miami	14-14	482	309	3668	64.1	24	15	67t	22/153	90.8
1996	Miami	13-13	373	221	2795	59.2	17	9	74t	18/131	87.8
1997	Miami	16-16	548	319	3780	58.2	16	11	55	20/142	80.7
1998	Miami	16-16	537	310	3497	57.7	23	15	61t	23/178	80.0
1999	Miami	11-11	369	204	2448	55.3	12	17	62	9/66	67.4
17-YEAR TOTALS		242-240	8358	4967	61361	59.4	420	252	85t	269/1940	86.4

DAN MARINO'S NFL PLAYOFF STATISTICS

YEAR	TEAM	G-S	ATT.	COMP.	YDS.	PCT.	TD	INT.	LG	TKLD.	RATE
1983	Miami	1-1	25	15	193	60.0	2	2	32t	0/0	77.6
1984	Miami	3-3	116	71	1001	61.2	8	5	41t	4/29	94.1
1985	Miami	2-2	93	45	486	48.4	3	3	39	1/14	61.5
1990	Miami	2-2	79	42	544	53.2	5	2	64t	2/8	85.6
1992	Miami	2-2	74	39	435	52.7	4	2	30t	4/25	77.3
1994	Miami	2-2	67	46	519	68.7	5	0	31	2/13	116.4
1995	Miami	1-1	64	33	422	51.6	2	3	45t	0/0	63.4
1997	Miami	1-1	43	17	141	39.5	0	2	42	4/21	29.3
1998	Miami	2-2	71	49	478	69.0	1	3	56	2/12	74.7
1999	Miami	2-2	55	28	291	50.9	2	2	27	3/19	63.5
PLAYOFF TOTALS		18-18	687	385	4510	56.0	32	24	64t	22/141	77.1

ADDITIONAL STATS

Rushing: 28 for 45 yards, 1.6 avg., long 15, 2 TDs in 1983; 28 for -7 yards, -.3 avg., long 10 in 1984; 26 for -24 yards, -.9 avg., long 2 in 1985; 12 for -3 yards, -.3 avg., long 13 in 1986; 12 for -5 yards, -.4 avg., long 5t, 1 TD in 1987; 20 for -17 yards, -.9 avg., long 6 in 1988; 14 for -7 yards, -.5 avg., long 2, 2 TDs in 1989; 16 for 29 yards, 1.8 avg., long 15 in 1990; 27 for 32 yards, 1.2 avg., long 11, 1 TD in 1991; 20 for 66 yards, 3.3 avg., long 12 in 1992; 9 for -4 yards, -.4 avg., long 4t, 1 TD in 1993; 23 for -6 yards, -.3 avg., long 10, 1 TD in 1994, 11 for 14 yards, 1.3 avg., long 12 in 1995; 11 for -3, -.3 avg., long 7 in 1996; 18 for -14 yards, -.8 avg., long 1 in 1997; 21 for -3 yards, -.1 avg., long 10, 1 TD in 1998; 6 for -6 yards, -1.0 avg., long 0 in 1999 for total of 302 for 87 yards, 0.3 avg., long 15, 9 TDs (P-15 for 0 yard, 0.0 avg., long 5, 1 TD)

Receiving: 1 for -6 yards in 1995

Miscellaneous Tackles: 2 in 1984, 1 in 1988, 2 in 1989, 1 in 1990, 1 in 1992 for total of 7

Fumble Recoveries: 1 in 1988

MARINO'S NFL RECORDS

Most Attempts, Career	8,358
Most Completions, Career	4,967
Most Yards Passing, Career	61,361
Most Touchdown Passes, Career	420
Most Yards Gained, Season:	5,084 in 1984
Most Games, 400 or more Yards Passing, Career:	13
Most Games, 400 or more Yards Passing, Season:	4 in 1984
Most Games, 300 or more Yards Passing, Career:	60

Most Games, Four or more Touchdown Passes, Career:21
 Lowest Percentage, Passes Had Intercepted, Rookie Season:2.03 in 1983 (296-6)
 Most Seasons Leading League, Attempts:5 (1984, 1986, 1988, 1992, 1997)
 Most Seasons Leading League, Completions:6 (1984-86, 1988, 1992, 1997)
 Most Seasons, 40 or more Touchdown Passes:2 (1984, 1986)
 Most Seasons, 20 or more Touchdown Passes:13 (1983-92, 1994-95, 1998)
 100 TD Passes in Fewest Amount of Games to Start Career:44 (9/7/86 at S.D.)
 200 TD passes in Fewest Amount of Games to Start Career:89 (9/17/89 at N.E.)
 300 TD passes in Fewest Amount of Games to Start Career:157 (9/4/94 vs. N.E.)


(Records Tied For)

Most Seasons Leading League, Yards Gained:5 (1984-86, 1988, 1992)
 with Sonny Jurgensen (Philadelphia, 1961-62; Washington, 1966-67, 1969)
 Most Consecutive Seasons Leading League, Completions:3 (1984-86)
 with George Blanda (Houston, 1963-65)
 Most Consecutive Games, 400 or more Yards Passing:2 (1984)
 with Dan Fouts (San Diego, 1982) and Phil Simms (N.Y. Giants, 1985)
 Most Seasons, 4,000 or more Yards Passing:6 (1984-86, 1988, 1992, 1994)
 with Peyton Manning (Indianapolis, 1999-2004)
 Most Games, Four or more Touchdown Passes, Season:6 in 1984
 with Peyton Manning (Indianapolis, 2004)

Dwight Stephenson

57 Center

Born11/20/57
 CollegeAlabama '80
 NFL1980-87
 Dolphins1980-87
 Year Inducted1998




Dwight Stephenson spent his entire career with the Dolphins, and was considered by many to be the "best at his position ever" in the NFL. He was selected to five straight Pro Bowls (1983-87), and earned starting honors in four of those contests (1983-86). His four Pro Bowl starts is tied for the third-most in team history. Stephenson anchored an offensive line which allowed the fewest sacks in the NFL each of his seasons as a starter and enabled Miami quarterback Dan Marino to set numerous passing records. His playing career ended prematurely after suffering torn anterior cruciate and lateral colateral ligaments in his left knee against the New York Jets on December 7, 1987, when he was hit unexpectedly by Marty Lyons on a New York fumble return. Stephenson's greatest honor during his playing days came in 1985 when he was selected as the Miller Lite/NFL Man of the Year for his work in charity and community projects, the first Dolphin to win that award. Stephenson also served as an Assistant Offensive Line Coach on Don Shula's Dolphins staff in 1992. Before joining the Dolphins as a second-round draft choice in 1980, he had an outstanding college career at Alabama, where he was called "the greatest center I have ever coached" by the late Paul "Bear" Bryant. He was elected to the Pro Football Hall of Fame in his sixth year of eligibility after having been a finalist on five occasions. In 1990, he also was voted as the center on the Dolphins' Silver Anniversary all-time team, and on December 12, 1994, he was enshrined on the Dolphin Honor Roll at Dolphin Stadium.

Paul Warfield

42 Wide Receiver

Born11/28/42
 College.....Ohio State '64
 NFL.....1964-74, 1976-77
 Dolphins1970-74
 Year Inducted.....1983



Paul Warfield sandwiched two stints with the Cleveland Browns around a five-year career with the Dolphins. After spending his first six seasons in the NFL with the Browns (1964-69), Warfield was acquired by Miami in January of 1970 in exchange for a first-round pick in the upcoming draft. In his five seasons with the Dolphins, Warfield had 156 receptions for 3,355 yards (21.5 average) and 33 TDs – good enough to place him 18th on the team's all-time receiving list. A member of both the '72 and '73 Super Bowl championship teams, he was selected to play in the Pro Bowl all five years he was with the Dolphins (once as a starter), in addition to being named to three Pro Bowl squads with the Browns. Warfield, one of two Dolphins (along with Mark Ingram) in the team's history to score four touchdowns in one game, also played one season with the Memphis Southmen of the World Football League (1975) before finishing his career with Cleveland (1976-77). His career receiving totals in the NFL are: 427 receptions for 8,565 yards (20.1 average) and 85 TDs. His 85 touchdown catches at the time of his retirement were tied for the third-highest career total in NFL history. He was elected to the Hall of Fame in his first year of eligibility. In 1990, he also was voted as a wide receiver on the Dolphins' Silver Anniversary all-time team, and on November 19, 1990, he was enshrined on the Dolphin Honor Roll at Dolphin Stadium.

PAUL WARFIELD'S CAREER STATISTICS

YEAR	TEAM	G-S	NO.	YDS.	AVG.	LG	TD
1964	Cleveland	14-NA	52	920	17.7	62t	9
1965	Cleveland	1-NA	3	30	10.0	13	0
1966	Cleveland	14-NA	36	741	20.6	51	5
1967	Cleveland	14-NA	32	702	21.9	49t	8
1968	Cleveland	14-NA	50	1067	21.3	65t	12
1969	Cleveland	11-NA	42	886	21.1	82t	10
1970	Miami	14-14	28	703	25.1	54	6
1971	Miami	12-11	43	996	23.2	86t	11
1972	Miami	14-14	29	606	20.9	47	3
1973	Miami	14-14	29	514	17.7	45	11
1974	Miami	14-14	27	536	19.9	54	2
1975	Memphis*	10-NA	25	422	16.9	44t	3
1976	Cleveland	14-14	38	613	16.1	37t	6
1977	Cleveland	14-9	18	251	13.9	52t	2
MIAMI TOTALS		68-67	156	3355	21.5	86t	33
CLEVELAND TOTALS		96-NA	271	5210	19.2	82t	52
NFL TOTALS		164-NA	427	8565	20.1	86t	85
MIAMI PLAYOFFS		11-11	34	717	21.1	75t	4
CLEVELAND PLAYOFFS		7-7	24	404	16.8	56	1
PLAYOFF TOTALS		18-18	58	1121	19.3	75t	5

*stats with WFL Memphis not included in career totals

RETIRED JERSEY #12



Bob Griese's No. 12 jersey became the first Dolphin number to be retired, on May 6, 1982, in ceremonies at the Dolphins' annual awards banquet.

No other player in the history of the Dolphins, either before or after Griese, wore No. 12 in regular season play.

Griese was further recognized when he was elected to the Pro Football Hall of Fame in 1990.

For a full bio of Griese, please see the Hall of Fame section of the media guide.

RETIRED JERSEY #13



Dan Marino's No. 13 jersey became the second Dolphin uniform number to be retired, on Sunday, September 17, 2000, at halftime of the Dolphins-Baltimore Ravens game at Dolphin Stadium. He was also inducted into the Dolphin Honor Roll on that date. Marino was further honored when he was elected to the Pro Football Hall of Fame in 2005.

The only other Dolphin player to wear No. 13 was safety Jake Scott, who wore that number from 1970 through 1975.

For a full bio of Marino, please see the Hall of Fame section of the media guide.

RETIRED JERSEY #39



Larry Csonka's jersey No. 39 became the third number in club history to be retired, during halftime ceremonies of the Dolphins' game against the Chicago Bears at Dolphin Stadium on December 9, 2002.

No player other than Csonka ever wore No. 39 in regular season play. Csonka wore that number in his eight years with the Dolphins, from 1968 through 1974 and again in 1979.

Csonka also was honored when he was elected to the Pro Football Hall of Fame in 1987.

For a full bio of Csonka, please see the Hall of Fame section of the media guide.

ALL-TIME ROSTER

(1966-05 - Players must participate in at least one regular-season game to qualify)

HEAD COACHES

Bates, Jim	Tennessee	2004
Johnson, Jimmy	Arkansas	1996-99
Saban, Nick	Kent State	2005
Shula, Don	John Carroll	1970-95
Wannstedt, Dave	Pittsburgh	2000-04
Wilson, George	Northwestern	1966-69

ASSISTANT COACHES

Armstrong, Keith	Temple	Special Teams	2001-04
Arnsperger, Bill	Miami (Ohio)	Defense, Linebackers	1970-72
		Ass't Head Coach/Defense	1973, 1976-83
Baggett, Charlie	Michigan State	Ass't Head Coach/Offense/WRs	2005
Bates, Jim	Tennessee	Defense Coordinator	2000-04
Beightol, Larry	Catawba	Ass't Head Coach/Offensive Line	1996-97
		Offensive Line	1998
Bingaman, Les	Illinois	Defensive Line	1966-69
Blevins, Doug	E. Tennessee State	Kicking	1997-02
Boudreau, Paul	Boston College	Offensive Line	1999-00
Brooks, Clarence	Massachusetts	Defensive Line	2000-04
Brown, Kippy	Memphis	Running Backs	1996-97
		Offensive Coordinator	1998-99
Clark, Monte	Southern California	Offensive Line	1970-73
		Offense	1974
		Offense/Offensive Line, Run Offense	1975
		Offensive Line	1995
Coley, James	Florida State	Offensive Assistant	2005
Collier, Joel	Northern Colorado	Staff Assistant	1994
		Defensive Staff Assistant	1995-97
		Running Backs	1998-04
		Defense	1974
Costello, Vince	Ohio University	Special Teams Assistant	2005
Craig, Dameyune	Auburn	Special Teams	1979-82
Crosby, Steve	Fort Hays State		
Davis, Tim	Utah	Assistant Offensive Line	2005
Dellenbach, Jeff	Wisconsin	Fellowship Coach-Offense/Special Teams	2004
Doll, Don	Southern California	Linebackers, Pass Defense	1975-76
Dooley, Derek	Virginia	Tight Ends	2005
Edwards, George	Duke	Linebackers	2005
English, Wally	Louisville	Quarterbacks, Receivers	1981-82
Fears, Eric	Virginia	Ass't Strength and Conditioning	2004-05
Foerster, Chris	Colorado State	Offensive Coordinator	2004
Ford, Robert	Houston	Wide Receivers	1998-03
Gailey, Chan	Florida	Offensive Coordinator	2000-01
Gamble, John	Hampton Institute	Strength	1994-95
		Strength and Conditioning	1996-05
Garrett, Jason	Princeton	Quarterbacks	2005
Garrett, Judd	Princeton	Offensive Assistant	2000
		Offensive Quality Control	2001-02, 05
		Offensive Quality Control/QBs	2003
		Offensive Quality Control/WRs	2004
Godette, Cary	East Carolina	Defensive Line	1996-99
Greene, Joe	North Texas State	Defensive Line	1992-95
Hefflerle, Ernie	Duquesne	Offensive Line	1966-69
Henning, Dan	William & Mary	Quarterbacks, Receivers	1979-80
Hill, Bert	Auburn-Montgomery	Assoc. Strength and Conditioning	2005
Hill, George	Denison	Linebackers	1989-95
		Defensive Coord./Linebackers	1996-99
Houck, Hudson	Southern California	Offensive Line	2005
Idzik, John	Maryland	Offensive Backs	1966-69
Jones, Pat	Arkansas	Tight Ends	1996-03
Jones, Travis	Georgia	Assistant Defensive Line	2005
Keane, Tom	West Virginia	Defensive Backs	1966-75
		Defensive Backs, Punting	1976-84
		Special Teams	1985

Koenning, Les	Texas	Offensive Staff Assistant	1997
Lewis, Bill	East Stroudsburg	Defensive Nickel Package	1996-04
Linehan, Scott	Idaho	Offensive Coordinator	2005
Matheson, Bob	Duke	Special Teams	1983
		Special Teams, Linebackers	1984
		Linebackers	1985-86
McGeorge, Rich	Elon	Ass't Offensive Line, Tight Ends	1993-95
		Assistant Offensive Line	1996-99
McPeak, Bill	Pittsburgh	Offense	1973-74
Muschamp, Will	Georgia	Assistant Head Coach/Defense	2005
Nathan, Tony	Alabama	Coaches' Assistant	1989-92
		Offensive Backs	1993-95
Nunn, Robert	Oklahoma State	Ass't Defensive Line/Def. Ass't	2000
		Ass't Def. Line/Def. Qual. Control	2001-02
Olivadotti, Tom	Upsala	Defense	1987-95
Parmalee, Bernie	Ball State	Assistant Special Teams	2002
		Ass't Special Teams/Off. Ass't	2003
		Tight Ends	2004
Pelligrini, Bob	Maryland	Linebackers	1966-67
Phillips, Mel	North Carolina A&T	Defensive Backs	1985-95
		Secondary	1996-05
Pires, Glenn	Springfield College	Assistant Defensive Line	2003-04
		Defensive Quality Control	2005
Quinn, Dan	Salisbury	Defensive Line	2005
Roll, Brad	Stephen F. Austin	Ass't Strength and Conditioning	1996-03
Sanders, Bob	Davidson	Linebackers	2001-04
Sandusky, John	Villanova	Offensive Line, Running Game	1976-81
		Offensive Line	1982-88
		Ass't Head Coach/Offensive Line	1989-94
Scarry, Mike	Waynesburg	Defensive Line	1970-74
		Defensive Line, Run Defense	1975-85
Schnelker, Bob	Bowling Green	Receivers	1974
Schnellenberger, Howard	Kentucky	Offense, Receivers	1970-72
		Offense, Receivers, Passing Game	1975-78
Seiple, Larry	Kentucky	Wide Receivers	1988-97
		Quarterbacks	1998-99
Sekanovich, Dan	Tennessee	Defensive Line	1986-91
Shannon, Randy	Miami (Fla.)	Defensive Staff Assistant	1998-99
		Linebackers	2000
Smith, Richard	Fresno State	Defensive Coordinator	2005
Shula, David	Dartmouth	Receivers	1982-84
		Receivers, Quarterbacks	1985
		Ass't Head Coach/Rec., QBs	1986-87
		Ass't Head Coach/QBs, Pass Game	1988
Shula, Mike	Alabama	Coaches' Assistant	1991-92
		Quarterbacks	2000-02
Stephenson, Dwight	Alabama	Assistant Offensive Line	1992
Stevens, Gary	John Carroll	Quarterbacks, Pass Offense	1989-91
		Offense, Quarterbacks	1992-95
		Offensive Coordinator	1996-97
Studley, Chuck	Illinois	Defense	1984-86
		Linebackers	1987-88
Sullivan, Jerry	Delta State	Wide Receivers	2004
Taseff, Carl	John Carroll	Offensive Backs	1970-74
		Offensive Backs, Kickers	1975
		Offensive Backs, Special Teams	1976-82
		Offensive Backs	1983-92
		Staff Assistant	1993
Trestman, Marc	Minnesota	Ass't Head Coach/Quarterbacks	2004
Turner, Norv	Oregon	Asst. Head Coach/Off. Coord.	2002-03
Wade, Junior	South Carolina State	Strength and Flexibility	1983-84
		Strength and Conditioning	1985-93
		Conditioning	1994-95
Walston, Bobby	Georgia	Receivers, Kicking	1966-67
Wannstedt, Dave	Pittsburgh	Assistant Head Coach	1999
Westhoff, Mike	Wichita State	Special Teams, Tight Ends	1986-88
		Special Teams, Ass't Off. Line	1989
		Special Teams	1990-00
Williams, Bobby	Purdue	Running Backs	2005
Wise, Tony	Ithaca	Offensive Line	2001-04

PLAYERS

- A -

Abdul-Jabbar, Karim	RB	UCLA	1996-99
Adams, Stefon	S	East Carolina	1990
Ahanotu, Chidi	DE	California	2004
Ahrens, Dave	LB	Wisconsin	1989
Albright, Ethan	T	North Carolina	1995
Alexander, Bruce	CB	Stephen F. Austin	1992-93
Alexander, John	DE	Rutgers	1977-78
Allen, Jeff	CB	California-Davis	1980
Anderson, Dick	S	Colorado	1968-77
Anderson, Dunstan	DE	Tulsa	1997
Anderson, Terry	WR	Bethune-Cookman	1977-78
Andrew, Troy	C/G	Duke	2001-02
Andrews, John	DE	Morgan State	1975-76
Armstrong, Antonio	LB	Texas A&M	1995
Armstrong, Trace	DE	Florida	1995-00
Arnold, Jim	P	Vanderbilt	1994
Atkins, Gene	S	Florida A&M	1994-96
Auer, Joe	RB	Georgia Tech	1966-67
Avery, John	RB	Mississippi	1998-99
Ayanbadejo, Brendon	LB	UCLA	2003-04
Ayanbadejo, Obafemi	FB	San Diego State	2003

- B -

Babb, Charlie	S	Memphis State	1972-79
Bachman, Ted	CB	New Mexico State	1976
Bailey, Clarence	FB	Hampton Institute	1987
Bailey, Elmer	WR	Minnesota	1980-81
Bailey, Robert	CB	Miami (Fla.)	1996
Baker, Mel	WR	Texas Southern	1974
Baker, Robert	WR	Auburn	1999, 2002
Ball, Larry	LB	Louisville	1972-74, 1977-78
Banks, Fred	WR	Liberty	1987-93
Bannon, Bruce	LB	Penn State	1973-74
Barber, Kantroy	FB	West Virginia	1999
Barber, Rudy	LB	Bethune-Cookman	1968
Barisich, Carl	DT	Princeton	1977-80
Barnes, Darian	FB	Hampton	2005
Barnes, Rodrigo	LB	Rice	1975
Barnett, Bill	DT	Nebraska	1980-85
Barnett, Fred	WR	Arkansas State	1996-97
Bartholomew, Brent	P	Ohio State	1999
Baty, Greg	TE	Stanford	1990-94
Baumann, Charlie	K	West Virginia	1991
Baumhower, Bob	DT	Alabama	1977-86
Bealles, Bill	T	Northern Iowa	1987
Beaudoin, Doug	S	Minnesota	1980
Beavers, Aubrey	LB	Oklahoma	1994-95
Beecher, Willie	K	Utah State	1987-88
Beier, Tom	S	Miami (Fla.)	1967, 1969
Bell, Jeremiah	S	Eastern Kentucky	2004-05
Bellamy, Ronald	WR	Michigan	2004
Benjamin, Guy	QB	Stanford	1978-79
Bennett, Charles	DE	Southwestern Louisiana	1987
Bennett, Woody	FB	Miami (Fla.)	1980-88
Benson, Charles	DE	Baylor	1983-84
Berger, Joe	G	Michigan Tech	2005
Berger, Ron	DE	Wayne State	1973
Bessilleu, Don	S	Georgia Tech	1979-81
Betters, Doug	DE	Nevada-Reno	1978-87
Bishop, Richard	DE	Louisville	1982
Blackwood, Glenn	S	Texas	1979-87
Blackwood, Lyle	S	Texas Christian	1981-86
Bock, John	G	Indiana State	1996-00
Bokamper, Kim	LB/DE	San Jose State	1977-85
Bolcar, Ned	LB	Notre Dame	1991-92
Booker, Marty	WR	Louisiana-Monroe	2004-05

Bosa, John	DE	Boston College	1987-89
Bosarge, Wade	S	Tulsa	1977
Boston, David	WR	Ohio State	2004-05
Boutwell, Tom	QB	Southern Mississippi	1969
Bowens, David	DE	Western Illinois	2001-05
Bowens, Tim	DT	Mississippi	1994-04
Bowser, Charles	LB	Duke	1982-85
Boyer, Brant	LB	Arizona	1994
Boynton, John	T	Tennessee	1969
Braggs, Stephen	CB/S	Texas	1992-93
Bramlett, John	LB	Memphis State	1967-68
Branch, Mel	DE	Louisiana State	1966-68
Braxton, Jim	FB	West Virginia	1978
Braxton, Tyrone	S	North Dakota State	1994
Brigance, O.J.	LB	Rice	1996-99
Brightful, Lamont	CB	Eastern Washington	2004
Briscoe, Marlin	WR	Omaha	1972-74
Bromell, Lorenzo	DE	Clemson	1998-01
Brophy, Jay	LB	Miami (Fla.)	1984-86
Brown, Andre	WR	Miami (Fla.)	1989-90
Brown, Bud	S	Southern Mississippi	1984-88
Brown, Dean	S	Fort Valley State	1970
Brown, Donald	CB	Maryland	1986
Brown, J.B.	CB	Maryland	1989-96
Brown, James	T	Virginia State	1996-99
Brown, Mark	LB	Purdue	1983-88
Brown, Ronnie	RB	Auburn	2005
Brown, Tom	FB	Pittsburgh	1987-89
Brownlee, Claude	DE	Benedict College	1967
Brudzinski, Bob	LB	Ohio State	1981-89
Bruggers, Bob	LB	Minnesota	1966-68
Bryant, Matt	K	Baylor	2004
Bua, Tony	LB	Arkansas	2004
Buckey, Jeff	G/T	Stanford	1996-98
Buckley, Terrell	CB	Florida State	1995-99, 2003
Bulaich, Norm	FB	Texas Christian	1975-79
Bullough, Chuck	LB	Michigan State	1993-94
Buoniconti, Nick	LB	Notre Dame	1969-76
Burgess, Fernanza	WR	Morris Brown	1984
Burgess, Marvell	S	Henderson State	1987
Burnett, Rob	DE	Syracuse	2002-03
Burton, Shane	DE	Tennessee	1996-98
Byars, Keith	FB	Ohio State	1993-96

- C -

Canale, Whit	DE	Tennessee	1966
Carey, Vernon	T	Miami (Fla.)	2004-05
Carlton, Darryl	T	Tampa	1975-76
Carolan, Brett	TE	Washington State	1996
Carpenter, Preston	TE	Arkansas	1966
Carter, Cris	WR	Ohio State	2002
Carter, Joe	RB	Alabama	1984-86
Carter, Kevin	DE	Florida	2005
Casares, Rick	RB	Florida	1966
Caterbone, Mike	WR	Franklin and Marshall	1987
Cefalo, Jimmy	WR	Penn State	1978-84
Cesare, Billy	S	Miami (Fla.)	1980
Chalenski, Mike	DE	UCLA	1997
Chambers, Chris	WR	Wisconsin	2001-05
Chambers, Rusty	LB	Tulane	1976-80
Charles, Mike	DT	Syracuse	1983-86
Chavez, Laz	LB	Iona	1987
Chavis, Eddie	WR	Montclair State	1987
Cheek, Louis	T	Texas A&M	1988-89
Chesley, John	TE	Oklahoma State	1984
Chesser, George	RB	Delta State	1966-67
Chester, Larry	DT	Temple	2002-04
Clancy, Jack	WR	Michigan	1967-69
Clancy, Sean	LB	Amherst	1978
Clark, Desmond	TE	Wake Forest	2002

Clark, Gary	WR	James Madison	1995
Clark, Greg	LB	Arizona State	1989
Clark, Robert	WR	North Carolina Central	1992
Clark, Steve	G	Utah	1982-85
Clayton, Mark	WR	Louisville	1983-92
Cleveland, Greg	T	Florida	1987
Cline, Jackie	DT	Alabama	1987-89
Cole, Terry	RB	Indiana	1971
Coleman, Marco	DE	Georgia Tech	1992-95
Collins, Cecil	RB	McNeese State	1999
Collins, Roosevelt	LB	Texas Christian	1992
Collins, Tony	RB	East Carolina	1990
Colzie, Neal	S	Ohio State	1979
Conlin, Chris	G/C	Penn State	1987
Cooke, Ed	DE	Maryland	1966-67
Cooper, Louis	LB	Western Carolina	1991
Copeland, Horace	WR	Miami (Fla.)	1998
Cornelius, Charles	CB	Bethune-Cookman	1977-78
Cornish, Frank	DT	Grambling	1970-71
Cousin, Terry	CB	South Carolina	2001
Cowan, Larry	RB	Jackson State	1982
Cox, Arthur	TE	Texas Southern	1991
Cox, Bryan	LB	Western Illinois	1991-95
Cox, Jim	TE	Miami (Fla.)	1968
Craver, Aaron	RB	Fresno State	1991-94
Crawford, Mike	LB	Nevada	1997-98
Cribbs, Joe	RB	Auburn	1988
Cronin, Bill	TE	Boston College	1966
Cross, Jeff	DE	Missouri	1988-95
Crowder, Channing	LB	Florida	2005
Crowder, Randy	DT	Penn State	1974-76
Crusan, Doug	T	Indiana	1968-74
Csonka, Larry	FB	Syracuse	1968-74, 1979
Current, Mike	T	Ohio State	1967, 1977-79

- D -

Daniels, Travis	CB	Louisiana State	2005
Dar Dar, Kirby	WR	Syracuse	1995-98
Darnall, Bill	WR	North Carolina	1968-69
Davenport, Ron	FB	Louisville	1985-89
Davis, Gary	RB	Cal Poly-SLO	1976-79
Davis, Ted	LB	Georgia Tech	1970
DeBerg, Steve	QB	San Jose State	1993
DeMarco, Bob	C	Dayton	1970-71
Del Gaizo, Jim	QB	Tampa	1972, 1975
Dellenbach, Jeff	T/C	Wisconsin	1985-94
Den Herder, Vern	DE	Central College (Iowa)	1971-82
Dennard, Mark	C	Texas A&M	1979-83
Dennery, Mike	LB	Southern Mississippi	1976
Denney, John	LS	Brigham Young	2005
Dennis, Mark	T	Illinois	1987-93
Denson, Autry	RB	Notre Dame	1999-00
Diamond, Lorenzo	TE	Auburn	2005
Diana, Rich	RB	Yale	1982
Dixon, Cal	C	Florida	1996
Dixon, Mark	G/T	Virginia	1998-03
Donnalley, Kevin	G	North Carolina	1998-00
Dornbrook, Thom	G	Kentucky	1980
Dotson, Al	DT	Grambling	1966
Dotson, Dewayne	LB/FB	Mississippi	1994-95, 1997
Douglas, Leland	WR	Baylor	1987
Doxzon, Todd	WR/QB	Iowa State	1998
Drayton, Troy	TE	Penn State	1996-99
Drougas, Tom	T	Oregon	1975-76
Duhe, A.J.	LB/DE	Louisiana State	1977-84
Dunaway, Jim	DT	Mississippi	1972
Duper, Mark	WR	Northwestern State (La.)	1982-92
Dvorak, Rick	DE	Wichita State	1977
Dyer, Deon	FB	North Carolina	2000-02

- E -

Easlick, Doug	FB	Virginia Tech	2004
Edmunds, Ferrell	TE	Maryland	1988-92
Edmunds, Randall	LB	Georgia Tech	1968-69
Edwards, Antuan	S	Clemson	2004
Edwards, Robert	RB	Georgia	2002
Elia, Bruce	LB	Ohio State	1975
Ellis, Craig	RB	San Diego State	1986
Ellis, Ken	CB	Southern	1976
Emanuel, Bert	WR	Rice	2000
Emanuel, Frank	LB	Tennessee	1966-69
Emtman, Steve	DT	Washington	1995-96
Ephraim, Alonzo	C/G	Alabama	2005
Erickson, Craig	QB	Miami (Fla.)	1996-98
Erlandson, Tom	LB	Washington State	1966-67
Evans, Heath	FB	Auburn	2005
Evans, Norm	T	Texas Christian	1966-75

- F -

Faola, Nu	FB	Hawaii	1989
Faison, Earl	DE	Indiana	1966
Farley, Dale	LB	West Virginia	1971
Farmer, George	WR	Southern	1987
Faulkner, Jeff	DE	Southern	1990
Feeley, A.J.	QB	Oregon	2004-05
Feldman, Todd	WR	Kent State	1987
Fernandez, Manny	DE	Utah	1968-75
Fiedler, Jay	QB	Dartmouth	2000-04
Fleming, Marv	TE	Utah	1970-74
Flemons, Ronald	DE	Texas A&M	2004
Fletcher, Jamar	CB	Wisconsin	2001-03
Folau, Spencer	T	Idaho	2001
Foley, Tim	CB/S	Purdue	1970-80
Forsey, Brock	RB	Boise State	2004
Foster, Jerome	DT	Ohio State	1986
Foster, Roy	G	Southern California	1982-90
Fowler, Charlie	G	Houston	1967-68
Fowlkes, Dennis	LB	West Virginia	1987
Fox, Dion	LB	James Madison	1994-95
Franklin, Andra	FB	Nebraska	1981-84
Franklin, Tony	K	Texas A&M	1988
Freeman, Arturo	S	South Carolina	2000-04
Frerotte, Gus	QB	Tulsa	2005
Fryar, Irving	WR	Nebraska	1993-95
Frye, David	LB	Purdue	1986-89
Fultz, Mike	DT	Nebraska	1981
Funchess, Tom	T	Jackson State	1974
Furjanic, Tony	LB	Notre Dame	1988

- G -

Gadsden, Oronde	WR	Winston-Salem State	1998-03
Gaines, Chris	LB	Vanderbilt	1988
Gaines, William	DT	Florida	1994
Galbreath, Harry	G	Tennessee	1988-92
Galyon, Scott	LB	Tennessee	2000-02
Gamble, Trent	S	Wyoming	2000-03
Gardener, Daryl	DT	Baylor	1996-01
Gardner, Donnie	DE	Kentucky	1991
Gary, Cleveland	RB	Miami (Fla.)	1994
Giaquinto, Nick	RB	Connecticut	1980-81
Gibson, Ernest	CB	Furman	1989
Giesler, Jon	T	Michigan	1979-88
Gilchrist, Cookie	RB	None	1966
Gilmore, Bryan	WR	Midwestern State	2004-05
Gilmore, Jim	G	Ohio State	1987
Ginn, Hubert	RB	Florida A&M	1970-75
Glenn, Jason	LB	Texas A&M	2005

Glenn, Kerry	CB	Minnesota	1990-92
Goar, Guy	C	Colorado State	1987
Gogan, Kevin	G	Washington	1999
Golic, Mike	DT	Notre Dame	1993
Goode, Irv	C/G	Kentucky	1973-74
Goode, Kerry	RB	Alabama	1989
Goode, Tom	C	Mississippi State	1966-69
Goodwin, Hunter	TE	Texas A&M	1999-01
Gordon, Lamar	RB	North Dakota State	2004
Gordon, Larry	LB	Arizona State	1976-82
Gore, Stacy	P	Arkansas State	1987
Grady, Garry	S	Eastern Michigan	1969
Graf, Rick	LB	Wisconsin	1987-90
Gramatica, Bill	K	South Florida	2004
Grant, African	S	Illinois	1990
Grant, Ernest	DT	Arkansas Pine-Bluff	2000-01
Grau, Jeff	LS	UCLA	2003
Gray, Chris	G	Auburn	1993-96
Green, Chris	CB/S	Illinois	1991-94
Green, Cleveland	T	Southern	1979-86
Green, Eric	TE	Liberty	1995
Green, Hugh	LB	Pittsburgh	1985-91
Green, Ray	S	South Carolina	2001-02
Green, Yatil	WR	Miami (Fla.)	1997-99
Greene, Andrew	G	Indiana	1995
Greenwood, Morlon	LB	Syracuse	2001-04
Gregory, Damian	DT	Illinois State	2000-01
Griese, Bob	QB	Purdue	1967-80
Griese, Brian	QB	Michigan	2003
Griggs, David	LB/DE	Virginia	1989-93
Grimsley, John	LB	Kentucky	1991-93
Groth, Jeff	WR	Bowling Green	1979
Gruber, Bob	T	Pittsburgh	1987

- H -

Hadnot, Rex	C/G	Houston	2004-05
Haley, Jermaine	DT	Butte College	2000-02
Hamilton, Michael	LB	North Carolina A&T	2000
Hammond, Kim	QB	Florida State	1968
Hampton, Lorenzo	RB	Florida	1985-89
Hand, Norman	DT	Mississippi	1995-96
Harden, Bobby	S	Miami (Fla.)	1990-93
Hardy, Bruce	TE	Arizona State	1978-89
Harper, Jack	RB	Florida	1967-68
Harris, Anthony	LB	Auburn	1996-99
Harris, Corey	S	Vanderbilt	1997
Harris, Duriel	WR	New Mexico State	1976-83, 1985
Harris, Leroy	FB	Arkansas State	1977-78
Harrison, Lloyd	CB	North Carolina State	2002
Hatcher, Dale	P	Clemson	1993
Hawthorne, Ed	NT	Minnesota	1995
Hayes, Jeff	P	North Carolina	1987
Haynes, Abner	RB	North Texas State	1967
Heath, Clayton	RB	Wake Forest	1976
Heffner-Liddiard, Brody	TE	Colorado	2000
Heflin, Vince	WR	Central State (Ohio)	1982-85
Heinz, Bob	DT	Pacific	1969-77
Heller, Ron	T	Penn State	1993-95
Heller, Will	TE	Georgia Tech	2005
Hendel, Andy	LB	North Carolina State	1986
Hendricks, Tommy	LB	Michigan	2000-03
Henry, Charles	TE	Miami (Fla.)	1991
Henry, Leonard	RB	East Carolina	2002-04
Hester, Ron	LB	Florida State	1982-84
Higgins, Jim	G	Xavier	1966
Higgs, Mark	RB	Kentucky	1990-94
Hill, Barry	S	Iowa State	1975-76
Hill, Eddie	RB	Memphis State	1981-84
Hill, Ike	WR	Catawba	1976
Hill, Nate	DE	Auburn	1988

Hill, Randal	WR	Miami (Fla.)	1991, 1995-96
Hill, Ray	CB	Michigan State	1998-00
Hill, Sean	CB/S	Montana State	1994-96
Hines, Jimmy	WR	Texas Southern	1969
Hobley, Liffort	S	Louisiana State	1987-93
Holliday, Vonnie	DT	North Carolina	2005
Hollier, Dwight	LB	North Carolina	1992-99
Holmes, Alex	TE	Southern California	2005
Holmes, John	DE	Florida A&M	1966
Holmes, Mike	WR	Texas Southern	1976
Hooper, Trell	CB	Memphis State	1987
Hoover, Houston	G	Jackson State	1994
Hopkins, Jerry	LB	Texas A&M	1967-68
Howard, Reggie	CB	Memphis	2004-05
Howell, Mike	S	Grambling	1972
Howell, Steve	FB	Baylor	1979-81
Huard, Damon	QB	Washington	1997-00
Huddleston, Jim	G	Virginia	1987
Hudock, Mike	C	Miami (Fla.)	1966
Humphrey, Bobby	RB	Alabama	1992
Hunter, Billy	RB	Syracuse	1966
Hunter, Jeff	DE	Albany (Ga.) State	1992-93
Hutton, Tom	P	Tennessee	1999

— I —

Iaquaniello, Mike	S	Michigan State	1991
Ingram, Mark	WR	Michigan State	1993-94
Irvin, Mark	S	Bethune-Cookman	1987
Irwin, Heath	G	Colorado	2000-01
Irwin, Tim	T	Tennessee	1994
Ismail, Qadry	WR	Syracuse	1997
Isom, Rickey	FB	North Carolina State	1987
Izzo, Larry	LB	Rice	1996-00

— J —

Jackson, Calvin	CB/S	Auburn	1994-99
Jackson, Eddie	CB	Arkansas	2005
Jackson, Frank	WR	Southern Methodist	1966-67
Jackson, Keith	TE	Oklahoma	1992-94
Jackson, Tyoka	DE	Penn State	1994
Jackson, Vestee	CB	Washington	1991-93
Jacobs, Ray	DT	Howard Payne	1967-68
Jacobs, Tim	CB	Delaware	1996-97
Jacobson, Steve	DE	Abilene-Christian	1987
Jacquet, Nate	WR	San Diego State	1998-99
James, Jenó	G	Auburn	2004-05
Jaquess, Pete	S	Eastern New Mexico	1966-67
Jarostchuk, Ilia	LB	New Hampshire	1988
Jaworski, Ron	QB	Youngstown State	1987-88
Jeffries, Greg	S	Virginia	1999-00
Jenkins, Al	T	Tulsa	1972
Jenkins, Corey	LB	South Carolina	2003-04
Jenkins, Ed	RB	Holy Cross	1972
Jensen, Jim	QB/WR/RB	Boston University	1981-92
Jerman, Greg	G/T	Baylor	2002-04
Joe, Billy	RB	Villanova	1966
Johnson, Albert	WR	Southern Methodist	2001-02
Johnson, Curtis	CB	Toledo	1970-78
Johnson, Dan	TE	Iowa State	1983-87
Johnson, Demetrious	S	Missouri	1987
Johnson, Greg	G	Oklahoma	1988
Johnson, J.J.	RB	Mississippi State	1999-01
Johnson, Pat	S	Purdue	1995
Johnson, Pete	FB	Ohio State	1984
Jones, Aaron	DE	Eastern Kentucky	1996
Jones, Donnie	P	Louisiana State	2005
Jones, Ray	CB	Southern	1971
Jones, Robert	LB	East Carolina	1998-00
Jones, Tebucky	S	Syracuse	2005

Jordan, Charles	WR	Long Beach City College	1996-98
Joswick, Bob	DE	Tulsa	1968-69
Judie, Ed	LB	Northern Arizona	1984
Judson, William	CB	South Carolina State	1982-89
Junior, E.J.	LB	Alabama	1989-91

- K -

Keating, Bill	DT	Michigan	1967
Kehoe, Scott	T	Illinois	1987
Kelly, Ben	CB	Colorado	2000-01
Keyes, Jimmy	LB/K	Mississippi	1968-69
Kidd, John	P	Northwestern	1994-97
Kiick, Jim	RB	Wyoming	1968-74
Kinchen, Brian	TE	Louisiana State	1988-90
Kindig, Howard	G/C	Cal State-Los Angeles	1972-73
King, Vick	RB	McNeese State	2004
Kirby, Terry	RB	Virginia	1993-95
Kitts, Jim	FB	Ferrum College	1997-98
Klingbeil, Chuck	NT	Northern Michigan	1991-95
Knight, Sammy	S	USC	2003-04
Koch, Greg	T	Arkansas	1986-87
Kocourek, Dave	TE	Wisconsin	1966
Kolen, Mike	LB	Auburn	1970-77
Kolic, Larry	LB	Ohio State	1986-88
Konecny, Mark	RB	Alma	1987
Konrad, Rob	FB	Syracuse	1999-04
Kopp, Jeff	LB	Southern California	1995
Kosar, Bernie	QB	Miami (Fla.)	1994-96
Kozlowski, Mike	S	Colorado	1979-86
Krauss, Barry	LB	Alabama	1989
Kremser, Karl	K	Tennessee	1969-70
Kuechenberg, Bob	G	Notre Dame	1970-84
Kumerow, Eric	DE	Ohio State	1988-90

- L -

Laakso, Eric	T	Tulane	1978-84
Lamb, Mack	CB	Tennessee State	1967-68
Lambrecht, Mike	DT	St. Cloud State	1987-89
Land, Mel	LB	Michigan State	1979
Landry, Ron	FB	McNeese State	1984
Langer, Jim	C	South Dakota State	1970-79
Lankford, Paul	CB	Penn State	1982-91
Lawless, Burton	G	Florida	1981
Lee, Donald	TE	Mississippi State	2003-04
Lee, Larry	G/C	UCLA	1985-86
Lee, Ronnie	T/TE	Baylor	1979-82, 1984-89
Lee, Shawn	NT	North Alabama	1990-91
Leigh, Charles	RB	None	1971-74
LeJeune, Norman	S	Louisiana State	2005
Lethridge, Zebbie	CB	Texas Tech	2001
Lewis, David	TE	California	1987
Limbrick, Garrett	FB	Oklahoma State	1990
Little, George	DE	Iowa	1985-87
Little, Larry	G	Bethune Cookman	1969-80
Logan, Marc	FB	Kentucky	1989-91
Lothridge, Billy	P	Georgia Tech	1972
Lowe, Omare	CB	Washington	2002
Lubischer, Steve	LB	Boston College	1987
Lucas, Ray	QB	Rutgers	2001-02
Lusk, Hendrick	TE	Utah	1998
Lusteg, Booth	K	Connecticut	1967

- M -

Mackey, Kyle	QB	East Texas State	1987
Madison, Sam	CB	Louisville	1997-05
Malone, Benny	RB	Arizona State	1974-78
Malone, Darrell	CB	Jacksonville State	1992-94
Mandich, Jim	TE	Michigan	1970-77

Manning, Brian	WR	Stanford	1997
Mare, Olindo	K	Syracuse	1997-05
Marino, Dan	QB	Pittsburgh	1983-99
Marion, Brock	S	Nevada	1998-03
Mark, Greg	LB	Miami (Fla.)	1990
Marrone, Doug	G/C	Syracuse	1987
Marshall, David	LB	Eastern Michigan	1987
Martin, Jamar	FB	Ohio State	2004
Martin, Tony	WR	Mesa (Colo.)	1989-93, 1999-00
Mass, Wayne	T	Clemson	1971
Matheson, Bob	LB	Duke	1971-79
Matthews, Bo	FB	Colorado	1981
Matthews, Wes	WR	Northeastern State (Okla.)	1966
Mauck, Carl	C	Southern Illinois	1970
McBride, Norm	DE	Utah	1969-70
McCreary, Loaird	TE	Tennessee State	1976-78
McCullers, Dale	LB	Florida State	1969
McDaniel, Wahoo	LB	Oklahoma	1966-68
McDermott, Sean	LS	Kansas	2003
McDougle, Stockar	T	Oklahoma	2005
McDuffie, O.J.	WR	Penn State	1993-01
McFarland, Jim	TE	Nebraska	1975
McGarrahan, Scott	S	New Mexico	2001-02
McGeever, John	S	Auburn	1966
McGruder, Michael	CB	Kent State	1990-91
McGwire, Dan	QB	San Diego State	1995
McHale, Tom	G	Cornell	1995
McIntosh, Damion	T	Kansas State	2004-05
McIver, Everett	G	Elizabeth City College	1996-97
McKenzie, Kevin	WR	Washington State	1999
McKinney, Seth	C/G	Texas A&M	2002-05
McKinnon, Dennis	WR	Florida State	1990
McKnight, James	WR	Liberty	2001-03
McKyer, Tim	CB	Texas Arlington	1990
McMichael, Randy	TE	Georgia	2002-05
McNeal, Don	CB	Alabama	1980-89
McPhail, Jerris	RB	East Carolina	1996-97
Merritt, Dave	LB	North Carolina State	1993
Mertens, Jim	TE	Fairmont State	1969
Michel, Mike	P/K	Stanford	1977
Miller, Scott	WR	UCLA	1991-96
Milner, Billy	T	Houston	1995-96
Milton, Gene	WR	Florida A&M	1968-69
Mingo, Gene	K	None	1966-67
Minor, Travis	RB	Florida State	2001-05
Mira, George	QB	Miami (Fla.)	1971
Mitchell, Melvin	G	Tennessee State	1976-78
Mitchell, Scott	QB	Utah	1990-93
Mitchell, Stan	RB	Tennessee	1966-70
Mixon, Kenny	DE	Louisiana State	1998-01
Monds, Mario	DT	Cincinnati	2004
Moore, Corey	LB	Virginia Tech	2001
Moore, Dave	TE	Pittsburgh	1992
Moore, Eddie	LB	Tennessee	2003-05
Moore, Eric	T	Indiana	1995
Moore, Mack	DE	Texas A&M	1985-86
Moore, Maulty	DT	Bethune-Cookman	1972-74
Moore, Nat	WR	Florida	1974-86
Moore, Ron	RB	Pittsburg State (Kan.)	1998
Moore, Stevon	S	Mississippi	1990
Moore, Wayne	T	Lamar	1970-78
Moreau, Doug	TE	Louisiana State	1966-69
Morrall, Earl	QB	Michigan State	1972-76
Morris, Mercury	RB	West Texas State	1969-75
Morris, Sammy	RB	Texas Tech	2004-05
Morris, Victor	LB	Miami (Fla.)	1987
Moser, Rick	RB	Rhode Island	1980
Moyer, Alex	LB	Northwestern	1985-86
Mumphord, Lloyd	CB	Texas Southern	1969-74

- N -

Nails, Jamie	G	Florida A&M	2002-03
Nathan, Tony	RB	Alabama	1979-87
Nealy, Ray	RB	Arkansas-Pine Bluff	1997
Nedney, Joe	K	San Jose State	1996-97
Neff, Bob	S	Stephen F. Austin State	1966-68
Neighbors, Billy	G	Alabama	1966-69
Newman, Ed	G	Duke	1973-84
Newton, Kendall	WR	Middle Tennessee State	2003-05
Nicolas, Scott	LB	Miami (Fla.)	1987
Nomina, Tom	DT	Miami (Ohio)	1966-68
Noonan, Karl	WR	Iowa	1966-71
Norton, Rick	QB	Kentucky	1966-69
Nottingham, Don	FB	Kent State	1973-77
Novak, Jeff	T	Southwest Texas State	1994

- O -

Odom, Cliff	LB	Texas Arlington	1990-93
Offerdahl, John	LB	Western Michigan	1986-93
Ogden, Jeff	WR	Eastern Washington	2000-01
Oglesby, Alfred	DE/NT	Houston	1990-92
Ogunleye, Adewale	DE	Indiana	2000-03
Oliver, Louis	S	Florida	1989-93, 1995-96
Oliver, Muhammad	CB	Oregon	1994
Orosz, Tom	P	Ohio State	1981-82
Ortega, Ralph	LB	Florida	1979-80
Oubre, Louis	G	Oklahoma	1987
Ours, Greg	C	Muskingum	1987
Overstreet, David	RB	Oklahoma	1983
Owens, Morris	WR	Arizona State	1975-76
Owens, Rich	DE	Lehigh	1999-00

- P -

Paige, Tony	FB	Virginia Tech	1990-92
Palmer, Dick	LB	Kentucky	1970
Park, Ernie	G	McMurray	1966
Parmalee, Bernie	RB	Ball State	1992-98
Pearson, Willie	CB	North Carolina A&T	1969
Pederson, Doug	QB	Northeast Louisiana	1993
Perriman, Brett	WR	Miami (Fla.)	1997
Perry, Ed	TE	James Madison	1997-04
Perry, Todd	G	Kentucky	2001-03
Pesuit, Wally	T	Kentucky	1977-78
Petrella, Bob	S	Tennessee	1966-71
Phillips, Lawrence	RB	Nebraska	1997
Pidgeon, Tim	LB	Syracuse	1987
Planansky, Joe	TE	Chadron State	1995
Plummer, Bruce	CB	Mississippi State	1988
Pool, David	CB	Carson-Newman	1994
Poole, Ken	DT	Northeast Louisiana	1981-82
Poole, Will	CB	USC	2004-05
Pope, Derrick	LB	Alabama	2004-05
Potter, Steve	LB	Virginia	1981-82
Potts, Roosevelt	FB	Northeast Louisiana	1997
Powell, Alvin	G	Winston-Salem State	1989
Powell, Jesse	LB	West Texas State	1969-73
Preston, Roell	WR	Mississippi	1999
Price, Sam	RB	Illinois	1966-68
Pritchett, Stanley	FB	South Carolina	1996-99
Prokop, Joe	P	Cal Poly-Pomona	1992
Pruitt, James	WR	Cal State-Fullerton	1986-88, 1990-91
Pryor, Barry	RB	Boston University	1969-70
Pyburn, Jack	T	Texas A&M	1967-68

- R -

Raglin, Floyd	CB	Southern	1987
Randle, Tate	S	Texas Tech	1987

Rather, Bo	RB	Michigan	1973, 1978
Ray, Ricky	CB	Norfolk State	1981-82
Readon, Ike	DT	Hampton Institute	1987
Reaves, Willard	RB	Northern Arizona	1989
Reese, Don	DT	Jackson State	1974-76
Reichenbach, Mike	LB	East Stroudsburg	1990-91
Reilly, Dameon	WR	Rhode Island	1987
Reveiz, Fuad	K	Tennessee	1985-88
Rhone, Earnie	LB	Henderson State	1975-84
Rice, Ken	G	Auburn	1966-67
Richardson, Jeff	T	Michigan State	1969
Richardson, John	DT	UCLA	1967-71
Richardson, Kyle	P	Arkansas State	1997
Richardson, Willie	WR	Jackson State	1970
Riley, Jim	DE	Oklahoma	1967-71
Roberson, Bo	WR	Cornell	1966
Roberson, Vern	S	Grambling	1977
Roberts, Archie	QB	Columbia	1967
Roberts, George	P	Virginia Tech	1978-80
Roberts, Guy	LB	Maryland	1977
Robinson, Fred	LB	Miami (Fla.)	1986
Robinson, Bryan	DE	Fresno State	2004
Robiskie, Terry	FB	Louisiana State	1980-81
Roby, Reggie	P	Iowa	1983-92
Roderick, John	WR	Southern Methodist	1966-67
Rodgers, Derrick	LB	Arizona State	1997-02
Rogers, Charlie	RB/KR	Georgia Tech	2003
Rogers, Nick	LB	Georgia Tech	2005
Romero, Dario	DT	Eastern Washington	2002-04
Rose, Donovan	S	Hampton Institute	1986-87
Rose, Joe	TE	California	1980-85
Rosenfels, Sage	QB	Iowa State	2002-05
Roth, Matt	DE	Iowa	2005
Roth, Pete	FB	Northern Illinois	1987
Royals, Mark	P	Appalachian State	2002-03
Ruddy, Tim	C	Notre Dame	1994-03
Rudolph, Jack	LB	Georgia Tech	1966
Russell, Cliff	WR	Utah	2005
Russell, Twan	LB	Miami (Fla.)	2000-02

- S -

Salter, Bryant	S	Pittsburgh	1976
Sampleton, Lawrence	TE	Texas	1987
Sander, Mark	LB	Louisville	1992
Saxon, James	RB	San Jose State	1992-94
Schamel, Duke	LB	South Dakota	1987
Schulters, Lance	S	Hofstra	2005
Schwedes, Scott	WR	Syracuse	1987-90
Scott, Jake	S	Georgia	1970-75
Scott, Ronald	RB	Southern	1987
Scott, Stanley	DE	Florida State	1987
Seau, Junior	LB	USC	2003-05
Secules, Scott	QB	Virginia	1989-92
Seiple, Larry	P/RB/TE	Kentucky	1967-77
Selfridge, Andy	LB	Virginia	1976
Sellers, Ron	WR	Florida State	1973
Sendlein, Robin	LB	Texas	1985
Shannon, Larry	WR	East Carolina	1998-99
Shaw, Josh	DT	Michigan State	2004-05
Shaw, Terrance	CB	Stephen F. Austin	2000
Sheldon, Mike	T	Grand Valley State	1997-99
Shepherd, Leslie	WR	Temple	2000
Shipp, Jackie	LB	Oklahoma	1984-88
Shiver, Sanders	LB	Carson-Newman	1984
Shull, Steve	LB	William & Mary	1980-83
Siler, Rich	TE	Texas A&M	1987
Simmons, Sam	WR	Northwestern	2003
Simpson, Antoine	DT	Houston	1999
Simpson, Bob	DE	Colorado	1978
Sims, Keith	G	Iowa State	1990-97

Singleton, Chris	LB	Arizona	1993-96
Small, Gerald	CB	San Jose State	1978-83
Smith, Brent	G/T	Mississippi State	1997-02
Smith, Frankie	CB	Baylor	1993-95
Smith, Lamar	RB	Houston	2000-01
Smith, Mike	CB	Texas-El Paso	1985-87
Smith, Sammie	RB	Florida State	1989-91
Smith, Tom	RB	Miami (Fla.)	1973
Smith, Wade	T	Memphis	2003-05
Smith, Willie	TE	Miami (Fla.)	1987
Sochia, Brian	DT	Northwestern Oklahoma State	1986-91
Solomon, Freddie	WR	Tampa	1975-77
Solomon, Jesse	LB	Florida State	1994
Sowell, Robert	CB	Howard	1983-85, 1987
Speyrer, Cotton	WR	Texas	1975
Spikes, Irving	RB	Northeast Louisiana	1994-97
Spragan, Donnie	LB	Stanford	2005
Spriggs, Marcus	T	Houston	2001-02
Squirek, Jack	LB	Illinois	1986
Stanfill, Bill	DE	Georgia	1969-76
Stankavage, Scott	QB	North Carolina	1987
Stanley, Walter	WR	Mesa (Colo.)	1991
St. Clair, John	T	Virginia	2004
Stephenson, Dwight	C	Alabama	1980-87
Stewart, Michael	S	Fresno State	1994-96
Stewart, Rayna	S	Northern Arizona	1998
Stofa, John	QB	Buffalo	1966-67, 1969-70
Stokes, Barry	T	Eastern Michigan	1998
Storr, Greg	LB	Boston College	1987
Stoudt, Cliff	QB	Youngstown State	1989
Stowe, Otto	WR	Iowa State	1971-72
Stoyanovich, Pete	K	Indiana	1989-95
Stradford, Troy	RB	Boston College	1987-90
Strock, Don	QB	Virginia Tech	1974-87
Strother, Billy	LB	New Mexico	2004
Stubbs, Daniel	DE	Miami (Fla.)	1996-98
Stuckey, Henry	CB	Missouri	1972-74
Surtain, Patrick	CB	Southern Mississippi	1998-04
Swain, John	CB	Miami (Fla.)	1985, 1987
Swayne, Harry	T	Rutgers	2001
Swift, Doug	LB	Amherst	1970-75
Swoopes, Pat	DE	Mississippi State	1991

- T -

Tagliaferri, John	RB	Cornell	1987
Tanner, Barron	DT	Oklahoma	1997-98
Tautolo, Terry	LB	UCLA	1983-84
Taylor, Ed	CB	Memphis State	1979-82
Taylor, Henry	DT	South Carolina	2001
Taylor, Jason	DE	Akron	1997-05
Taylor, Johnny	LB	Hawaii	1986
Teague, George	S	Alabama	1997
Teal, Jimmy	WR	Texas A&M	1988
Testerman, Don	FB	Clemson	1980
Thayer, Tom	G/C	Notre Dame	1993
Thomas, Kiwaukee	CB	Georgia Southern	2005
Thomas, Lamar	WR	Miami (Fla.)	1996-00
Thomas, Norris	CB	Southern Mississippi	1977-79
Thomas, Rodell	LB	Alabama State	1981, 1983-84
Thomas, Rodney	CB	Brigham Young	1988-90
Thomas, Thurman	RB	Oklahoma State	2000
Thomas, Zach	LB	Texas Tech	1996-05
Thompson, Derrius	WR	Baylor	2003-04
Thompson, Reyna	CB	Baylor	1986-88
Thornton, Jack	LB	Auburn	1966
Tiffin, Van	K	Alabama	1987
Tilley, Emmett	LB	Duke	1983
Tillman, Andre	TE	Texas Tech	1975-78
Tillman, Travares	S	Georgia Tech	2005
Toews, Jeff	G	Washington	1979-85

Torczon, LaVerne	DE	Nebraska	1966
Torrey, Bob	FB	Penn State	1979
Toth, Tom	G	Western Michigan	1986-89
Towle, Steve	LB	Kansas	1975-80
Towns, Lester	LB	Washington	2005
Traylor, Keith	DT	Central State (Okla.)	2005
Tucker, Gary	RB	Tennessee-Chattanooga	1968
Turk, Matt	P	Wisconsin-Whitewater	2000-01, 2003-04
Turner, T.J.	DE	Houston	1986-92
Twilley, Howard	WR	Tulsa	1966-76

- U -

Uhlenhake, Jeff	C	Ohio State	1989-93
Urbanek, Jim	DT	Mississippi	1968
Uwaezuoke, Iheanyi	WR	California	1998

- V -

Veasey, Craig	DT	Houston	1993-94
Vigorito, Tom	RB/WR	Virginia	1981-85
Vincent, Troy	CB	Wisconsin	1992-95
Volk, Rick	S	Michigan	1977-78
von Schamann, Uwe	K	Oklahoma	1979-84

- W -

Wade, Charley	WR	Tennessee State	1973
Wade, Todd	T	Mississippi	2000-03
Wainright, Frank	TE	Northern Colorado	1995-98
Walker, Bracey	S	North Carolina	1997
Walker, Brian	S	Washington State	1997-98, 2000-01
Walker, Fulton	CB	West Virginia	1981-84
Walters, Rod	G	Iowa	1980
Wantland, Hal	S	Tennessee	1966
Ward, Chris	T	Ohio State	1986
Ward, Dedric	WR	Northern Iowa	2001-02
Ward, Ronnie	LB	Kansas	1997
Warfield, Paul	WR	Ohio State	1970-74
Warren, Jimmy	CB	Illinois	1966-69
Washington, Dick	CB	Bethune-Cookman	1968
Weaver, Jed	TE	Oregon	2000-02
Webb, Richmond	T	Texas A&M	1990-00
Webster, Larry	DT	Maryland	1992-94
Weidner, Bert	G/C	Kent State	1990-95
Weisacosky, Ed	LB	Miami (Fla.)	1968-70
Welker, Wes	WR/KR	Texas Tech	2004-05
West, Willie	S	Oregon	1966-68
Westmoreland, Dick	CB	North Carolina A&T	1966-69
White, Jeris	CB	Hawaii	1974-76
Whitley, Taylor	G	Texas A&M	2003-04
Wickert, Tom	T	Washington State	1974
Williams, Delvin	RB	Kansas	1978-80
Williams, Gene	G	Iowa State	1991-92
Williams, Jarvis	S	Florida	1988-93
Williams, Jay	DE	Wake Forest	2002-04
Williams, Joel	TE	Notre Dame	1987
Williams, Kevin	S	Oklahoma State	2000
Williams, Maxie	G/T	Southeastern Louisiana	1966-70
Williams, Mike	WR	Northeastern	1991-95
Williams, Quintin	S	Wake Forest	2004
Williams, Renauld	LB	Hofstra	2004
Williams, Ricky	RB	Texas	2002-03, 05
Williams, Ronnie	TE	Oklahoma State	1993-95
Wilmsmeyer, Klaus	P	Louisville	1998
Wilson, George, Jr.	QB	Xavier	1966
Wilson, Jerry	CB	Southern	1996-00
Wilson, Karl	DE	Louisiana State	1990, 1993
Wilson, Robert	FB	Texas A&M	1994-96
Wimberly, Derek	DE	Purdue	1987
Windauer, Bill	DT	Iowa	1975

Winfrey, Stan	RB	Arkansas State	1975-77
Wiska, Jeff	G	Michigan State	1987
Wood, Dick	QB	Auburn	1966
Wooden, Shawn	S	Notre Dame	1996-99, 2001-04
Woodley, David	QB	Louisiana State	1980-83
Woods, Larry	DT	Tennessee State	1973
Woodson, Fred	G	Florida A&M	1967-69
Wright, Manuel	DT	Southern California	2005
Wyrick, Jimmy	CB	Minnesota	2003-04

- Y -

Yates, Billy	G	Texas A&M	2003
Yepremian, Garo	K	None	1970-78
Young, Steve	T	Colorado	1977
Young, Willie	T	Alcorn A&M	1973

- Z -

Zawatson, Dave	T	California	1991
Zecher, Rich	DT	Utah State	1966-67
Zgonina, Jeff	DT	Purdue	2003-05
Zolak, Scott	QB	Maryland	1999

Boldface indicates active player or coach.

WHERE THEY'VE COME FROM

(Colleges and Universities which have produced Dolphin players)

Abilene-Christian 1, Akron 1, Alabama 15, Alabama State 1, Albany (Ga.) State 1, Alcorn A&M 1, Alma 1, Amherst 2, Appalachian State 1, Arizona 2, Arizona State 6, Arkansas 4, Arkansas Pine-Bluff 2, Arkansas State 5, Auburn 15, Ball State 1, Baylor 10, Benedict College 1, Bethune-Cookman 7, Boise State 1, Boston College 5, Boston University 2, Bowling Green 1, Brigham Young 2, Buffalo 1, Butte College 1, California 5, California-Davis 1, Cal Poly-Pomona 1, Cal Poly-SLO 1, Cal State-Fullerton 1, Cal State-Los Angeles 1, Carson-Newman 2, Catawba 1, Central College (Iowa) 1, Central State (Ohio) 1, Central State (Okla.) 1, Chadron State (Neb.) 1, Cincinnati 1, Clemson 3, Colorado 8, Colorado State 1, Columbia 1, Connecticut 2, Cornell 3, Dartmouth 1, Dayton 1, Delaware 1, Delta State 1, Duke 6, East Carolina 6, East Stroudsburg 1, East Texas State 1, Eastern Kentucky 2, Eastern Michigan 3, Eastern New Mexico 1, Eastern Washington 3, Elizabeth City College 1, Fairmont State 1, Ferrum College 1, Florida 14, Florida A&M 6, Florida State 9, Ft. Valley State 1, Franklin and Marshall 1, Fresno State 2, Furman 1, Georgia 4, Georgia Southern 1, Georgia Tech 11, Grambling 4, Grand Valley State 1, Hampton 4, Hawaii 3, Henderson State 2, Hofstra 2, Holy Cross 1, Houston 9, Howard 1, Howard Payne 1, Idaho 1, Illinois 7, Illinois State 1, Indiana 7, Indiana State 1, Iona 1, Iowa 6, Iowa State 7, Jackson State 5, Jacksonville State 1, James Madison 3, Kansas 4, Kansas State 1, Kent State 4, Kentucky 11, Lamar 1, Lehigh 1, Liberty 3, Long Beach City College 1, Louisiana-Lafayette 1, Louisiana-Monroe 5, Louisiana State 12, Louisville 7, MacMurray 1, Maryland 6, McNeese State 2, Memphis 7, Mesa (Colo.) 2, Miami (Fla.) 29, Miami (Ohio) 1, Michigan 9, Michigan State 9, Michigan Tech 1, Middle Tennessee State 1, Midwestern State 1, Minnesota 6, Mississippi 10, Mississippi State 6, Missouri 3, Montana State 1, Montclair State 1, Morgan State 1, Morris Brown 1, Muskingum 1, Nebraska 7, Nevada 3, New Hampshire 1, New Mexico 2, New Mexico State 2, No College 4, Norfolk State 1, North Carolina 9, North Carolina A&T 3, North Carolina Central 1, North Carolina State 4, North Dakota State 2, Northeastern 1, Northeastern State (Okla.) 1, Northern Arizona 3, Northern Colorado 1, Northern Illinois 1, Northern Iowa 2, Northern Michigan 1, North Texas State 1, Northwestern 3, Northwestern Oklahoma State 1, Northwestern State (La.) 1, Notre Dame 10, Ohio State 18, Oklahoma 11, Oklahoma State 4, Omaha 1, Oregon 5, Pacific 1, Penn State 10, Pittsburg State (Kan.) 1, Pittsburgh 6, Princeton 1, Purdue 7, Rhode Island 2, Rice 4, Rutgers 3, St. Cloud State 1, San Diego State 4, San Jose State 5, South Carolina 6, South Carolina State 1, South Dakota 1, South Dakota State 1, South Florida 1, Southern 6, Southern California 7, Southern Illinois 1, Southern Methodist 3, Southern Mississippi 5, Southwest Texas State 1, Stanford 6, Stephen F. Austin 3, Syracuse 13, Tampa 3, Temple 2, Tennessee 14, Tennessee-Chattanooga 1, Tennessee State 5, Texas 6, Texas A&M 17, Texas Arlington 2, Texas Christian 4, Texas-El Paso 1, Texas Southern 5, Texas Tech 6, Toledo 1, Tulane 2, Tulsa 6, UCLA 8, Utah 7, Utah State 2, Vanderbilt 3, Villanova 1, Virginia 10, Virginia State 1, Virginia Tech 5, Wake Forest 4, Washington 7, Washington State 5, Wayne State 1, Western Carolina 1, Western Illinois 2, Western Michigan 2, West Texas State 2, West Virginia 6, Wichita State 1, William & Mary 1, Winston-Salem State 2, Wisconsin 7, Wisconsin-Whitewater 1, Wyoming 2, Xavier 2, Yale 1, Youngstown State 1.

TOP SCHOOLS: 29 – Miami (Fla.); 18 – Ohio State; 17 – Texas A&M; 15 – Alabama, Auburn; 14 – Florida, Tennessee; 13 – Syracuse; 12 – Louisiana State; 11 – Georgia Tech, Kentucky, Oklahoma; 10 – Baylor, Mississippi, Notre Dame, Penn State, Virginia.

LENGTH OF SERVICE

TOTAL YEARS	NAME AND YEARS PLAYED
17	Dan Marino 83-99
15	Bob Kuechenberg 70-84
14	Bob Griese 67-80; Don Strock 74-87
13	Nat Moore 74-86
12	Vern Den Herder 71-82; Bruce Hardy 78-89; Jim Jensen 81-92; Larry Little 69-80; Ed Newman 73-84
11	Tim Bowens, 94-04; Mark Duper 82-92; Tim Foley 70-80; Larry Seiple 67-77; Howard Twilley 66-76; Richmond Webb 90-00
10	Dick Anderson 68-77; Bob Baumhower 77-86; Doug Betters 78-87; Mark Clayton 83-92; Jeff Dellenbach 85-94; Norm Evans 66-75; Jon Giesler 79-88; Jim Langer 70-79; Paul Lankford 82-91; Ronnie Lee 79-82, 84-89; Don McNeal 80-89; Earnie Rhone 75-84; Reggie Roby 83-92; Tim Ruddy, 94-03; Zach Thomas 96-05
9	Woody Bennett 80-88; Glenn Blackwood 79-87; Kim Bokamper 77-85; Bob Brudzinski 81-89; Roy Foster 82-90; Duriel Harris 76-83, 85; Bob Heinz 69-77; Curtis Johnson 70-78; Sam Madison 97-05; Olindo Mare 97-05 ; Bob Matheson 71-79; O.J. McDuffie 93-01; Wayne Moore 70-78; Tony Nathan 79-87; Jason Taylor 97-05 ; Garo Yepremian 70-78
8	Charlie Babb 72-79; J.B. Brown, 89-96; Nick Buoniconti 69-76; Jeff Cross 88-95; Larry Csonka 68-74, 79; A.J. Duhe 77-84; Manny Fernandez 68-75; Cleveland Green 79-86; Dwight Hollier 1992-99; William Judson 82-89; Mike Kolen 70-77; Mike Kozlowski 79-86; Jim Mandich 70-77; John Offerdahl 86-93; Ed Perry 97-04; Keith Sims 90-97; Bill Stanfill 69-76; Dwight Stephenson 80-87; Shawn Wooden 96-99, 01-04
7	Fred Banks 87-93; Jimmy Cefalo 78-84; Doug Crusan 68-74; Mark Dennis 87-93; Larry Gordon 76-82; Hugh Green 85-91; Liffort Hobley 87-93; Jim Kiick 68-74; Eric Laakso 78-84; Tony Martin 89-93, 99-00; Mercury Morris 69-75; Bernie Parmalee 1992-98; Pete Stoyanovich 89-95; Patrick Surtain 1998-04; Jeff Toews 79-85; T.J. Turner 86-92

Boldface indicates active player.

DOLPHINS BY THE NUMBERS

(1966-05)

- 1 – Garo Yepremian (1970-78); Tony Franklin (1988); Willie Beecher (1988); Matt Turk (2000-01, 2003-04)
- 2 – Cookie Gilchrist (1966); *Willie Beecher (1987)
- 3 – Tom Orosz (1981-82); *Stacy Gore (1987); Van Tiffin (1987); Mark Royals (2002-03)
- 4 – George Roberts (1978-80); Reggie Roby (1983-92); Tom Hutton (1999)
- 5 – Booth Lusteg (1967); John Stofa (1969-70); Uwe von Schamann (1979-84); Jeff Hayes (1987); Kyle Richardson (1997); Matt Bryant (2004); Donnie Jones (2005)
- 6 – Jim Arnold (1994); Joe Nedney (1996-97); Brent Bartholomew (1999); Ray Lucas (2001-02)
- 7 – Billy Lothridge (1972); Guy Benjamin (1978-79); Fuad Reveiz (1985-88); Charlie Baumann (1991); Joe Prokop (1992); Dale Hatcher (1993); Craig Erickson (1996-98); A.J. Feeley (2004-05)
- 8 – Klaus Wilmsmeyer (1998)
- 9 – Scott Secules (1989-92); Jay Fiedler (2000-04)
- 10 – George Wilson, Jr. (1966); George Mira (1971); Don Strock (1974-87); Pete Stoyanovich (1989-95); **Olindo Mare (1997-05)**
- 11 – Rick Norton (1966-69); Jim Del Gaizo (1972, 1975); Jim Jensen (1981-92); Dan McGwire (1995); Damon Huard (1997-00); Bill Gramatica (2004); Gus Frerotte (2005)
- 12 – Bob Griese (1967-80)
- 13 – Jake Scott (1970-75); Dan Marino (1983-99)
- 14 – *Scott Stankavage (1987); Doug Pederson (1993); Scott Zolak (1999); Brian Griese (2003)
- 15 – John Stofa (1966-67); Kim Hammond (1968); Karl Kremser (1969-70); Charles Leigh (1971); Earl Morrall (1972-76); *Kyle Mackey (1987); Kirby Dar Dar (1995, 1997); Ronald Bellamy (2004)

- 16 – Archie Roberts (1967); Tom Boutwell (1969); David Woodley (1980-83)
- 17 – Mike Michel (1977); Ron Jaworski (1987-88); Steve DeBerg (1993); John Kidd (1994-97); Todd Doxzon (1998)
- 18 – Dick Wood (1966); Cliff Stoudt (1989); Sage Rosenfels (2002-05)
- 19 – Reyna Thompson (1986); Scott Mitchell (1990-93); Bernie Kosar (1994-96); Nate Jacquet (1998)
- 20 – Larry Seiple (1967-77); Neal Colzie (1979); David Overstreet (1983); *Rickey Isom (1987); Joe Cribbs (1988); Marc Logan (1989-91); Muhammad Oliver (1994); Ray Nealy (1997); John Avery (1998-99); Ben Kelly (2000-01); Lloyd Harrison (2002); Arturo Freeman (2003-04); Kiwaukee Thomas (2005)
- 21 – Gene Mingo (1966-67); Jim Kiick (1968-74); Rick Volk (1977-78); *Tate Randle (1987); Mark Higgs (1990-94); Lawrence Phillips (1997); Rayna Stewart (1998); Autry Denson (1999-00); Terry Cousin (2001); Jamar Fletcher (2002-03); Antuan Edwards (2004); Travis Daniels (2005)
- 22 – Willie West (1966-68); Mercury Morris (1969-75); Tony Nathan (1979-87); Kerry Goode (1989); Tim McKyer (1990); James Saxon (1992-94); Shawn Wooden (1996-99); Terrance Shaw (2000); Shawn Wooden (2001-04)
- 23 – Wes Matthews (1966); Charles Leigh (1973-74); Joe Carter (1984-86); Troy Stradford (1987); *Demetrius Johnson (1987); Troy Stradford (1987-90); Troy Vincent (1992-95); Robert Bailey (1996); George Teague (1997); Patrick Surtain (1998-04); Ronnie Brown (2005)
- 24 – Billy Hunter (1966); Jack Clancy (1967-69); Delvin Williams (1978-80); Reyna Thompson (1986-87); *Floyd Raglin (1987); Reyna Thompson (1987-88); Rodney Thomas (1989-90); Vestee Jackson (1991-93); Pat Johnson (1995); Jerry Wilson (1996-00); Jamar Fletcher (2001); Omare Lowe (2002); Sammy Knight (2003-04); Tebucky Jones (2005)
- 25 – Dick Westmoreland (1966-69); Tim Foley (1970-80); Mike Smith (1985-87); Louis Oliver (1989-93, 1995-96); Corey Harris (1997); Greg Jeffries (1999-00); Jimmy Wyrick (2003); Reggie Howard (2004-05)
- 26 – Frank Jackson (1966-67); Lloyd Mumphord (1969-74); Duriel Harris (1976); Donovan Rose (1986-87); Jarvis Williams (1988-93); Bracey Walker (1997); Lamar Smith (2000-01); Leonard Henry (2002-04); Travares Tillman (2005)
- 27 – Gary Tucker (1968); Gary Davis (1976-79); Lorenzo Hampton (1985-89); Stevon Moore (1990); David Pool (1994); Terrell Buckley (1995-99); Arturo Freeman (2000-02); Terrell Buckley (2003); Will Poole (2004-05)
- 28 – George Chesser (1966); Abner Haynes (1967); Gene Milton (1968-69); Ed Jenkins (1972); Hubert Ginn (1975); Don McNeal (1980-89); Michael McGruder (1990-91); Frankie Smith (1993); Gene Atkins (1994-96); Ray Hill (1998-00); Travis Minor (2002-05)
- 29 – Jack Harper (1967-68); Garry Grady (1969); Tom Smith (1973); John Swain (1985); Liffort Hobley (1987-93); Frankie Smith (1994-95); Sam Madison (1997-05)
- 30 – Sam Price (1966-68); Bryant Salter (1976); Ron Davenport (1985-89); Bernie Parmalee (1992-98); Obafemi Ayanbadejo (2003); Lamar Gordon (2004); Lance Schulters (2005)
- 31 – George Chesser (1967); Barry Pryor (1969-70); Terry Cole (1971); Norm Bulaich (1975-79); Rick Moser (1980); Eddie Hill (1981-84); Sean Hill (1994-96); Brock Marion (1998-03); Sammy Morris (2004-05)
- 32 – Joe Auer (1966-67); Hubert Ginn (1970-73); Benny Malone (1974-78); Tom Vigorito (1981-85); Donald Brown (1986); *Pete Roth (1987); Garrett Limbrick (1990); Bruce Alexander (1992-93); Aaron Craver (1994); Cleveland Gary (1994); Jerris McPhail (1996-97); J.J. Johnson (1999-01); Charlie Rogers (2003); Jamar Martin (2004)
- 33 – Billy Joe (1966); Hubert Ginn (1974); Stan Winfrey (1975-77); Billy Cesare (1980); Bo Matthews (1981); Rich Diana (1982); Craig Ellis (1986); *Ronald Scott (1987); Sammie Smith (1989-91); Karim Abdul-Jabbar (1996-99); Deon Dyer (2000-02); Vick King (2004)
- 34 – Ron Sellers (1973); Jim Braxton (1978); Don Testerman (1980); Woody Bennett (1980-88); Nu Faaola (1989); Tony Collins (1990); Aaron Craver (1991-93); Tyrone Braxton (1994); Tim Jacobs (1996-97); Ron Moore (1998); Cecil Collins (1999); Thurman Thomas (2000); Travis Minor (2001); Ricky Williams (2002-03, 05)
- 35 – Rick Casares (1966); Stan Mitchell (1966-70); Clayton Heath (1976); Nick Giaquinto (1980-81); *John Tagliaferri (1987); Kerry Glenn (1990-92); Michael Stewart (1994-96); Irving Spikes (1997); Ben Kelly (2000); Jimmy Wyrick (2004); Eddie Jackson (2005)
- 36 – Preston Carpenter (1966); Charles Leigh (1972); Don Nottingham (1973-77); Steve Howell (1979-81); Tom Brown (1987-89); Stephen Braggs (1992-93); Stanley Pritchett (1996-99); Darian Barnes (2005)
- 37 – Charley Wade (1973); Andra Franklin (1981-84); Mike Kozlowski (1979-80); J.B. Brown (1989-96); Zebbie Lethridge (2001); Jeremiah Bell (2004-05)
- 38 – Leroy Harris (1977-78); Bob Torrey (1979); Terry Robiskie (1980-81); Ron Landry (1984); *Clarence Bailey (1987); Bruce Plummer (1988); Willard Reaves (1989); Calvin Jackson (1994-99); Kevin Williams (2000); Qunitin Williams (2004)
- 39 – Larry Csonka (1968-74, 1979)
- 40 – Bo Roberson (1966); Dick Anderson (1968-77); Mike Kozlowski (1981-86); *John Swain (1987); Irving Spikes (1994-96); Ray Green (2001-02); Sean McDermott (2003)
- 41 – Willie Pearson (1969); Norris Thomas (1977-79); Fulton Walker (1981-84); *Mark Konecny (1987); African Grant (1990); Keith Byars (1993-96); Scott McGarrahan (2001)
- 42 – Bill Darnell (1968-69); Paul Warfield (1970-74); Jeris White (1974-76); Vern Roberson (1977); Lyle Blackwood (1981-86); *Robert Sowell (1987); Ernest Gibson (1989); Chris

- Green (1991-94); Terry Kirby (1995); Roosevelt Potts (1997); Trent Gamble (2000-03); Doug Easlick (2004); Norman LeJeune (2005)
- 43 – Bob Neff (1966-68); Mike Holmes (1976); Jeff Allen (1980); Ricky Ray (1981-82); Larry Cowan (1982); Bud Brown (1984-88); Terry Kirby (1993-94); Scott McGarrahan (2002); Brock Forsey (2004)
- 44 – Pete Jacquess (1966-67); Dick Washington (1968); Dean Brown (1970); Mike Howell (1972); Barry Hill (1975-76); Charles Cornelius (1977-78); Doug Beaudoin (1980); Paul Lankford (1982-91); Bobby Humphrey (1992); Aaron Craver (1994); Rob Konrad (1999-04); Heath Evans (2005)
- 45 – Mack Lamb (1967-68); Curtis Johnson (1970-78); Ed Taylor (1979-82); Robert Sowell (1983-85); *Trell Hooper (1987); Rodney Thomas (1988); Bobby Harden (1990-93); Brian Walker (1997-98, 2000-01); Lamont Brightful (2004)
- 46 – Hal Wantland (1966); Don Bessilleu (1979-81); Pete Johnson (1984); *Mark Irvin (1987); Dave Moore (1992)
- 47 – John McGeever (1966); Tom Beier (1967, 1969); Ted Bachman (1976); Glenn Blackwood (1979-87); Stefon Adams (1990); Darrell Malone (1992-94); Robert Edwards (2002); Jeff Grau (2003)
- 48 – Bob Patrella (1966-71); Henry Stuckey (1972-74); Ken Ellis (1976); Wade Bosarge (1977); Gerald Small (1978-83); Mike Iaquaniello (1991); Jim Kitts (1997-98); Kantray Barber (1999); Brody Heffner-Liddiard (2000)
- 49 – Jimmy Warren (1966-69); Ray Jones (1971); Charlie Babb (1972-79); William Judson (1982-87); *Marvell Burgess (1987); William Judson (1987-89); Tony Paige (1990-92); Robert Wilson (1994-96); Dewayne Dotson (1997)
- 50 – Frank Emanuel (1968-69); Dick Palmer (1970); Bruce Elia (1975); Larry Gordon (1976-82); Jackie Shipp (1984-87); *Greg Storr (1987); Jackie Shipp (1987-88); Dave Ahrens (1989); Louis Cooper (1991); Dwight Hollier (1992-99); Michael Hamilton (2000); Brendon Ayanbadejo (2003-04); Nick Rogers (2005)
- 51 – Jerry Hopkins (1967-68); Ed Weisacosky (1968-70); Larry Ball (1972-74); Rodrigo Barnes (1975); Andy Selfridge (1976); Rusty Chambers (1976-80); Mark Brown (1983-88); Greg Clark (1989); Bryan Cox (1991-95); Anthony Harris (1996-99); Tommy Hendricks (2000-03); Tony Bua (2004); Jason Glenn (2005)
- 52 – Mike Hudock (1966); Jimmy Keyes (1968-69); Mike Dennery (1976); Larry Ball (1977-78); Mel Land (1979); Steve Shull (1981-83); Emmitt Tilley (1983); Terry Tautolo (1983-84); Sanders Shiver (1984); Robin Sendlein (1985); *Dennis Fowlkes (1987); Scott Nicolas (1987); Mike Reichenbach (1990-91); Roosevelt Collins (1992); Brant Boyer (1994); Jeff Kopp (1995); Robert Jones (1998-00); Morlon Greenwood (2001-04); Channing Crowder (2005)
- 53 – Tom Erlandson (1966-67); Norm McBride (1969-70); Bob Matheson (1971-79); Rodell Thomas (1981); Ron Hester (1982-84); Jay Brophy (1984-86); Jack Squirek (1986); David Frye (1986-89); Ned Bolcar (1991-92); Aubrey Beavers (1994-95); Larry Izzo (1996-00); Renauld Williams (2004)
- 54 – Wahoo McDaniel (1966-68); Bob Bruggers (1968); Dale McCullers (1969); Ted Davis (1970); Howard Kindig (1972-73); Ralph Ortega (1979-80); Steve Potter (1981-82); Rodell Thomas (1983-84); Alex Moyer (1985-86); Johnny Taylor (1986); *Steve Lubischer (1987); Larry Kolic (1987-88); E.J. Junior (1989-91); Chuck Bullough (1993-94); Zach Thomas (1996-05)
- 55 – Jack Rudolph (1966); Randall Edmunds (1968-69); Irv Goode (1973-74); Earnie Rhone (1975-84); Hugh Green (1985-91); David Merritt (1993); Chris Singleton (1993-96); Ronnie Ward (1997); Junior Seau (2003-05)
- 56 – Bob Bruggers (1966-67); Jesse Powell (1969-73); Steve Towle (1975-80); Charles Bowser (1982-85); John Offerdahl (1986-93); Mike Crawford (1997-98); Twan Russell (2000-02); Derrick Pope (2004-05)
- 57 – John Bramlett (1967-68); Sean Clancy (1978); Mike Kolen (1970-75, 1977); Dwight Stephenson (1980-87); *Scott Nicolas (1987); Tom Thayer (1993); Dion Foxx (1994-95); O.J. Brigrance (1997-99); Corey Moore (2001); Corey Jenkins (2003-04); Lester Towns (2005)
- 58 – Tom Goode (1966-69); Dale Farley (1971); Al Jenkins (1972); Bruce Bannon (1973-74); Kim Bokamper (1977-85); Rick Graf (1987); Chris Gaines (1988); Ilia Jarostchuk (1988); Tony Furjanic (1988); Krauss (1989); Mark Sander (1992); Jesse Solomon (1994); Antonio Armstrong (1995); O.J. Brigrance (1996); Scott Galyon (2000-02); Eddie Moore (2004-05)
- 59 – Jack Thornton (1966); Doug Swift (1970-75); Guy Roberts (1977); Steve Shull (1980); Bob Brudzinski (1981-89); John Grimsley (1991-93); Dewayne Dotson (1994-95); Derrick Rodgers (1997-02); Billy Strother (2004); Donnie Spragan (2005)
- 60 – Carl Mauck (1970); Tom Wickert (1974); Don Reese (1976); Melvin Mitchell (1977-78); Jeff Toews (1979-85); *Duke Schamel (1987); Greg Clark (1989); Bert Weidner (1990-95); John Bock (1996-00); Spencer Foula (2001); Greg Jerman (2002-04)
- 61 – Ernie Park (1966); Fred Woodson (1967-69); Bob DeMarco (1970-71); Cleveland Green (1979); Thom Dornbrook (1980); Roy Foster (1982-87); *Greg Cleveland (1987); Roy Foster (1987-90); Gene Williams (1991-92); Tim Ruddy (1994-03)
- 62 – Jim Langer (1970-79); Harry Galbreath (1988-92); Chris Gray (1993-96)
- 63 – Billy Neighbors (1966-69); Mark Dennard (1979-83); Larry Lee (1985); *Greg Ours (1987); Jeff Uhlenhake (1989-93); Cal Dixon (1996); Mark Dixon (1998-03); Alonzo Ephraim (2005)
- 64 – Ed Newman (1973-84); Houston Hoover (1994); Larry Chester (2002-04)
- 65 – Jim Higgins (1966); Jack Pyburn (1967-68); Maulty Moore (1972-74); Wally Pesuit (1977-

- 78) Jeff Dellenbach (1985-87); *Bill Bealles (1987); Jeff Dellenbach (1987-94); Kevin Donnalley (1998-00); Troy Andrew (2001-02); Joe Berger (2005)
- 66 – Larry Little (1969-80); Larry Lee (1986); *Jim Gilmore (1987); Everett McIver (1996-97); Kevin Gogan (1999); Heath Irwin (2000-01); Jamie Nails (2002-03); Rex Hadnot (2004-05)
- 67 – Bob Kuechenberg (1970-84); Chris Ward (1986); Chris Conlin (1987); *Guy Goar (1987); Pat Swoopes (1991); Jeff Novak (1994); Barry Stokes (1998)
- 68 – Melvin Mitchell (1976); Eric Laakso (1978-84); Greg Koch (1986-87); *Louis Oubre (1987); Jim Huddleston (1987); Andrew Greene (1995); Mike Sheldon (1997-99); Seth McKinney (2002-05)
- 69 – Mike Lambrecht (1987-89); Keith Sims (1990-97); Taylor Whitley (2003-04)
- 70 – Jim Riley (1967-71); Larry Woods (1973); Tom Funchess (1974); Bill Windauer (1975); John Andrews (1975-76); Bob Simpson (1978); Bill Barnett (1980-85); Brian Sochia (1986-91); Eric Moore (1995); Mike Chalenski (1997); Harry Swayne (2001); John St. Clair (2004)
- 71 – Jack Pyburn (1966); Charlie Fowler (1967-68); John Boynton (1969); Frank Cornish (1970-71); Darryl Carlton (1975-76); Mike Current (1977-79); Burton Lawless (1981); Mike Charles (1983-86); *Scott Kehoe (1987); Bob Gruber (1987); Ethan Albright (1995); Dunstan Anderson (1997); Todd Wade (2000-03)
- 72 – Whit Canale (1966); Bill Keating (1967); Rudy Barber (1968); Bob Heinz (1969-77); Mike Fultz (1981); Richard Bishop (1982); Ronnie Lee (1984-87); *Steve Jacobson (1987); Ronnie Lee (1987-89); Tom McHale (1995); Barron Tanner (1997-98); Vernon Carey (2004-05)
- 73 – Norm Evans (1966-75); Bob Baumhower (1977-86); Greg Johnson (1988); Ron Heller (1993-95); Dario Romero (2002); Billy Yates (2003); Stockar McDougale (2005)
- 74 – John Richardson (1967-71); Randy Crowder (1974-76); Steve Young (1977); Cleveland Green (1980-86); Mark Dennis (1987); *Jeff Wiska (1987); Mark Dennis (1987-93); Ed Hawthorne (1995); Brent Smith (1997-02); Wade Smith (2003-05)
- 75 – Ken Rice (1966-67); Manny Fernandez (1968-75); Rick Dvorak (1977); Doug Betters (1978-87); Jeff Faulkner (1990); Dave Zawaton (1991); Shane Burton (1996-98); Damian Gregory (2000); Todd Perry (2001-03); Chidi Ahanotu (2004); Josh Shaw (2004); Manuel Wright (2005)
- 76 – Tom Nomina (1966-68); Jeff Richardson (1969); Willie Young (1973); Ron Berger (1973); Don Reese (1974-75); John Alexander (1977-78); Rod Walters (1980); Mike Fultz (1981); Steve Clark (1982-85); Tom Toth (1986-89); Tim Irwin (1994); James Brown (1996-99); Marcus Spriggs (2001-02); Josh Shaw (2005)
- 77 – Rich Zecher (1966-67); Doug Crusan (1968-74); A.J. Duhe (1977-84); *Stanley Scott (1987); Louis Cheek (1988-89); Karl Wilson (1990); Jeff Buckley (1996-98); Damion McIntosh (2004-05)
- 78 – Maxie Williams (1966-70); Wayne Mass (1971); Jim Dunaway (1972); Tom Drougas (1975-76); Carl Barisich (1977-80); Ken Poole (1981-82); Charles Benson (1983-84); Jerome Foster (1986); *Derek Wimberly (1987); Doug Marrone (1987); Alvin Powell (1989); Richmond Webb (1990-00); Jeno James (2004-05)
- 79 – Al Dotson (1966); Claude Brownlee (1967); Mike Current (1967); Jim Urbanek (1968); Wayne Moore (1970-78); Jon Giesler (1979-87); *Ike Readon (1987); Jon Giesler (1987-88); Donnie Gardner (1991); Larry Webster (1992-94); Billy Milner (1995-96); Kenny Mixon (1998-01); Ronald Flemmons (2004)
- 80 – Ed Cooke (1966-67); Bob Joswick (1968-69); Marv Fleming (1970-74); Jim McFarland (1975); Loaird McCreary (1976-78); Joe Rose (1980-85); *Lawrence Sampleton (1987); Ferrell Edmunds (1988-92); Irving Fryar (1993-95); Fred Barnett (1996-97); Brett Perriman (1997); Kirby Dar Dar (1998); Horace Copeland (1998); Iheanyi Uwaezuoke (1998); Tony Martin (1999-00); James McKnight (2001-03); David Boston (2004-05)
- 81 – Howard Twilley (1966-76); Ike Hill (1976); Jimmy Cefalo (1978-84); *Mike Caterbone (1987); Scott Schwedes (1987-90); Randal Hill (1991); James Pruitt (1991); Robert Clark (1992); O.J. McDuffie (1993-01); Randy McMichael (2002-05)
- 82 – Doug Moreau (1966-69); Otto Stowe (1971-72); Bo Rather (1973); Mel Baker (1974); Cotton Speyrer (1975); Morris Owens (1975-76); Duriel Harris (1977-83); Fernanza Burgess (1984); Duriel Harris (1985); James Pruitt (1986-87); *Todd Feldman (1987); James Pruitt (1987-88); Andre Brown (1989-90); Scott Miller (1991-92); Mark Ingram (1993-94); Frank Wainright (1995-98); Larry Shannon (1999); Roell Preston (1999); Kevin McKenzie (1999); Jed Weaver (2000-02); Kendall Newson (2003); Bryan Gilmore (2004-05)
- 83 – Dave Kocourek (1966); Jim Cox (1968); Vern Den Herder (1972-82); Mark Clayton (1983-87); *Dameon Reilly (1987); Mark Clayton (1987-92); Scott Miller (1993-96); Brian Manning (1997); Hendrick Lusk (1998); Hunter Goodwin (1999-01); Albert Johnson (2002); Robert Baker (2002); Sam Simmons (2003); Wes Welker (2004-05)
- 84 – Earl Faison (1966); Ray Jacobs (1967-68); Bill Stanfill (1969-76); Bruce Hardy (1978-87); *Willie Smith (1987); Bruce Hardy (1987-89); Greg Baty (1990-94); Gary Clark (1995); Brett Carolan (1996); Troy Drayton (1996-99); Leslie Shepherd (2000); Chris Chambers (2001-05)
- 85 – John Holmes (1966); Nick Buoniconti (1969-76); Terry Anderson (1977-78); Bo Rather (1978); Jeff Groth (1979); Mark Duper (1982-87); *Eddie Chavis (1987); Mark Duper (1987-92); Ronnie Williams (1993-95); Lamar Thomas (1996-00); Desmond Clark (2002); Donald Lee (2003-04); Will Heller (2005)
- 86 – Mel Branch (1966-68); Vern Den Herder (1971); Marlin Briscoe (1972-74); Freddie Solomon (1975-77); Ronnie Lee (1979-82); John Chesley (1984); *George Farmer (1987); Fred Banks (1987-90); Dennis McKinnon (1990); Fred Banks (1990-93); Eric Green (1995); Brett Carolan (1996); Qadry Ismail (1997); Oronde Gadsden (1998-03); Marty Booker (2004-05)
- 87 – John Roderick (1966-67); Jim Mertens (1969); Willie Richardson (1970); Andre Tillman

- (1975-78); Dan Johnson (1983-87); *Rich Siler (1987); *David Lewis (1987); James Pruitt (1990); Charles Henry (1991); Mike Williams (1991-95); Kirby Dar Dar (1996); Yatil Green (1997-99); Bert Emanuel (2000); Dedric Ward (2001-02); Lorenzo Diamond (2005)
- 88 - LaVerne Torczon (1966); Jim Mandich (1970-77); Elmer Bailey (1980-81); Vince Heflin (1982-85); Brian Kinchen (1988-90); Joel Williams (1987); Arthur Cox (1991); Keith Jackson (1992-94); Joe Planansky (1995); Charles Jordan (1996-98); Nate Jacquet (1998-99); Jeff Ogden (2000-01); Desmond Clark (2002); Cris Carter (2002); Derrius Thompson (2003-04); Cliff Russell (2005)
- 89 - Karl Noonan (1966-71); Nat Moore (1974-86); *Leland Douglas (1987); David Lewis (1987); Tony Martin (1990-93); Randal Hill (1995-96); Ed Perry (1997-04); Alex Holmes (2005)
- 90 - Bill Cronin (1966); Andy Hendel (1986); Eric Kumerow (1988-90); Marco Coleman (1992-95); Adewale Ogunleye (2000-01); Rob Burnett (2002-03); Jeff Zgonina (2004-05)
- 91 - Ed Judie (1984); Mack Moore (1985-86); Fred Robinson (1986); *Victor Morris (1987); Jeff Cross (1988-95); Lorenzo Bromell (1998-01); Jay Williams (2002-04); Vonnie Holliday (2005)
- 92 - *Laz Chavez (1987); Nate Hill (1988); David Griggs (1989-93); Daryl Gardener (1996-01); Jeff Zgonina (2003)
- 93 - *Charles Bennett (1987); Cliff Odom (1990-93); William Gaines (1994); Trace Armstrong (1995-00); Adewale Ogunleye (2002-03); Mario Monds (2004); Kevin Carter (2005)
- 94 - Larry Kolic (1986); *Tim Pidgeon (1987); Greg Mark (1990); Craig Veasey (1993-94); Steve Emtman (1995-96); Jermaine Haley (2000-02); Dario Romero (2003-04); Keith Traylor (2005)
- 95 - T.J. Turner (1986-92); Tim Bowens (1994-04)
- 96 - David Marshall (1987); Alfred Oglesby (1990-92); Mike Golic (1993); Daniel Stubbs (1996-98); Rich Owens (1999-00); David Bowens (2001-05)
- 97 - John Bosa (1987-89); Jeff Hunter (1992-93); Tyoka Jackson (1994); Aaron Jones (1996); Ernest Grant (2000-01); John Denney (2005)
- 98 - Jackie Cline (1987-89); Shawn Lee (1990-91); Norman Hand (1996); Antoine Simpson (1999); Damian Gregory (2001); Henry Taylor (2001); Bryan Robinson (2004); Matt Roth (2005)
- 99 - Jimmy Hines (1969); George Little (1985-87); Rick Graf (1988-90); Chuck Klingbeil (1991-95); Jason Taylor (1997-05)

* - replacement player

ALL-TIME DRAFT CHOICES

(**Boldface** indicates made active roster)

1966 EXPANSION DRAFT

FROM BOSTON		
Eddie Wilson	QB	Arizona
Billy Neighbors	G	Alabama
Ross O'Hanley	S	Boston College
Jack Rudolph	LB	Georgia Tech
FROM BUFFALO		
Billy Joe	FB	Villanova
Bo Roberson	WR	Cornell
x-Jim Davidson	T	Ohio State
Howard Simpson	DT	Auburn
FROM DENVER		
John McGeever	S	Auburn
Ed Cooke	DE	Maryland
Tom Erlandson	LB	Washington St.
Tom Nomina	DT	Miami (Ohio)
FROM HOUSTON		
Norm Evans	T	Texas Christian
Tom Goode	C	Miss. State
Jack Spikes	FB	Texas Christian
Maxie Williams	T	SE Louisiana
FROM KANSAS CITY		
Al Dotson	DT	Grambling
Mel Branch	DE	Louisiana St.
Frank Jackson	WR	So. Methodist
Ron Caveness	LB	Arkansas
FROM NEW YORK JETS		
Wahoo McDaniel	LB	Oklahoma
Willie West	S	Oregon
Mike Hudock	C	Miami (Fla.)

LaVerne Torczon	DE	Nebraska
FROM OAKLAND		
Rich Zecher	DT	Utah State
Dick Wood	QB	Auburn
Ken Rice	G	Auburn
Gene Mingo	K	No College
FROM SAN DIEGO		
Dave Kocourek	TE	Wisconsin
Ernie Park	G	MacMurray
Jimmy Warren	CB	Illinois
Dick Westmoreland	CB	N.C. A&T
x-retired		

1966

1a	x-Jim Grabowski (1)	RB	Illinois
1b	Rick Norton (2)	QB	Kentucky
2	Frank Emanuel (11)	LB	Tennessee
3	x-Larry Gagner (20)	G	Florida
4	x-Dick Leftridge (29)	RB	West Virginia
5	Grady Bolton (38)	DT	Miss. St.
6	x- Ed Weisacosky (47)	LB	Miami (Fla.)
7	x-Don Hansen (56)	LB	Illinois
8	Bob Petrella (65)	S	Tennessee
9	x-Bill Matan (74)	DE	Kansas St.
10	x-Pat Killorin (83)	C	Syracuse
11	Sam Price (92)	RB	Illinois
12	Howard Twilley (101)	WR	Tulsa
13	x-Ken Kramer (110)	TE	Minnesota
14	Phil Scoggin (119)	P	Texas A&M
15	Jerry Oliver (128)	T	SW Texas

16	Don Lorenz (137)	DE	Stephen F. Austin
17	x-Mike Bender (146)	G	Arkansas
18	x-Rick Kestner (155)	E	Kentucky
19	Doug Moreau (164)	TE	Louisiana St.
20	Jon Tooker (173)	CB	Adams State

x-signed with National Football League

1966 REDSHIRTED DRAFT

1	John Roderick	WR	So. Methodist
2	Harold Fulford	WR	Auburn
3	Jack Clancy	WR	Michigan
4	x-Jim Mankins	RB	Florida St.
5	x-Fritz Greenlee	TE	Arizona
6	Bill Darnall	WR	North Carolina
7	Don Williams	DE	Wofford
8	Jon Brittenum	QB	Arkansas
9	x-Craig Baynham	WR	Georgia Tech
10	x-Randy Winkler	T	Tarleton St.
11	Kai Anderson	C	Illinois

x-signed with National Football League

1967

1	Bob Griese (4)	QB	Purdue
2	Jim Riley (29)	DT	Oklahoma
3	TO DENVER for Cookie Gilchrist (58)		
4	Bob Greenlee (84)	DE	Yale
5a	TO DENVER for Cookie Gilchrist (110)		
5b	x-Gary Tucker (129)	RB	Chattanooga
	(from Buffalo for Jack Spikes)		
6	Bud Norris (138)	TE	Washington St.
7	Larry Seiple (163)	P/RB	Kentucky
8	TO OAKLAND for Bill Cronin (186)		
9	John Richardson (216)	DT	UCLA
10	Tom Beier (241)	S	Miami (Fla.)
11	Jack Pyburn (266)	T	Texas A&M
12a	y-Stan Juk (294)	LB	South Carolina
12b	y-Jim Whitaker (295)	CB	Missouri
	(from Denver for Jerry Oliver)		
13	TO BUFFALO for George Wilson, Jr. (318)		
14	Charlie Stikes (344)	CB	Kent State
15	Jake Ferro (372)	LB	Youngstown
16	Maurice Calhoun (397)	RB	Central Ohio
17	Larry Kissam (422)	T	Florida St.

x-taxi squad '67

y-entered medical school

1968

1a	Larry Csonka (8)	RB	Syracuse
1b	Doug Crusan (27)	T	Indiana
	(from Cincinnati for John Stofa)		
2a	Jim Keyes (35)	LB	Mississippi
2b	Jim Cox (54)	TE	Miami (Fla.)
	(from Cincinnati for John Stofa)		
3a	Jim Urbanek (62)	DT	Mississippi
3b	Dick Anderson (73)	S	Colorado
	(from San Diego for John Brittenum)		
4	TO DENVER for John Bramlett (91)		
5	Jim Kiick (118)	RB	Wyoming
6a	Kim Hammond (142)	QB	Florida St.
	(from Denver in 7-man deal)		
6b	x-Jimmy Hines (146)	WR	Texas Southern
7	x-John Boynton (172)	T	Tennessee
8a	TO N.Y. JETS for Archie Roberts (200)		
8b	Randall Edmunds (217)	LB	Georgia Tech
	(from Oakland for Dave Kocourek)		
9a	Sam McDowell (226)	T	SW Missouri
9b	y-Tom Paciorenk (240)	CB	Houston
	(from Houston for Billy Anderson)		
10	Joe Mirto (253)	T	Miami (Fla.)
11	Cornelius Cooper (280)	DE	Prairie View

12	Paul Paxton (307)	T	Akron
13	Bob Joswick (334)	DE	Tulsa
14	Ray Blunk (362)	TE	Xavier
15	Ken Corbin (388)	LB	Miami (Fla.)
16	Henry Still (416)	DT	Bethune-Cookman
17	Bill Nemeth (442)	C	Arizona

x - taxi squad '68

y - pro baseball

1969

1	Bill Stanfill (11)	DE	Georgia
2	Bob Heinz (37)	DT	Pacific
3	Mercury Morris (63)	RB	West Texas State
4	Norm McBride (89)	LB	Utah
5a	Willie Pearson (115)	WR	N.C. A&T
5b	Karl Kremser (128)	K	Tennessee
	(from Oakland for John Roderick)		
6	Ed Tuck (141)	G	Notre Dame
7a	John Egan (167)	C	Boston College
7b	John Kulka (174)	G	Penn State
	(from San Diego for Tom Erlandson)		
8	Bruce Weinstein (193)	TE	Yale
9	Jesse Powell (219)	LB	West Texas State
10	Jim Mertens (245)	TE	Fairmont St.
11	Mike Berdis (271)	DT	N. Dakota St.
12	Dale McCullers (297)	LB	Florida St.
13	Amos Ayres (323)	S	Arkansas AM & N
14	Glynn Thompson (349)	DT	Troy State
15	Chick McGeehan (375)	WR	Tennessee
16	Lloyd Mumphord (401)	CB	Texas Southern
17	Tom Krallman (427)	DE	Xavier

1970

1	TO CLEVELAND for Paul Warfield (3)		
2	Jim Mandich (29)	TE	Michigan
3	Tim Foley (55)	CB	Purdue
4	Curtis Johnson (81)	CB	Toledo
5	TO NEW ENGLAND in Buoniconti deal (107)		
6	Dave Campbell (132)	DE	Auburn
7	Jake Scott (159)	S	Georgia
8	Narvel Chavers (185)	RB	Jackson St.
9	Hubert Ginn (211)	RB	Florida A&M
10	Dick Nittinger (237)	G	Tampa
11	Brownie Wheless (263)	DT	Rice
12	Mike Kolen (289)	LB	Auburn
13	Dave Buddington (315)	RB	Springfield
14	Gary Brackett (341)	G	Holy Cross
15	Pat Hausar (367)	WR	East Tenn.
16	Charles Williams (393)	G	Tennessee St.
17	George Myles (419)	DT	Morris Brown

1971

1	TO BALTIMORE for Don Shula (22)		
2	Otto Stowe (47)	WR	Iowa State
3	Dale Farley (74)	LB	West Virginia
4	x-Joe Theismann (99)	QB	Notre Dame
5	TO PITTSBURGH for Willie Richardson (126)		
6	Dennis Coleman (151)	LB	Mississippi
7	Ron Dickerson (178)	CB	Kansas St.
8	TO PITTSBURGH for Bob DeMarco (203)		
9	Vern Den Herder (230)	DE	Central Iowa
10	Ron Maree (255)	DT	Purdue
11	Vic Surma (282)	T	Penn State
12	Leroy Byars (307)	RB	Alcorn A&M
13	Lonnie Hepburn (333)	CB	Texas Southern
14	David Vaughn (359)	TE	Memphis St.
15	Bob Richards (385)	G	California
16	Chris Myers (410)	WR	Kenyon
17	Curt Mark (437)	LB	Maryville, N.D.

x-signed with Canadian Football League

1972

1	x-Mike Kadish (25)	DT	Notre Dame
2	TO CLEVELAND for Bob Matheson (51)		
3	Gary Kosins (77)	RB	Dayton
4a	Larry Ball (91)	DE	Louisville
	(from San Diego for Carl Mauck)		
4b	Al Benton (103)	T	Ohio Univ.
5	Charlie Babb (129)	S	Memphis St.
6	y-Ray Nettles (155)	LB	Tennessee
7a	Bill Adams (161)	G	Holy Cross
	(from Demer for John Stofa)		
7b	Calvin Harrell (180)	RB	Arkansas St.
8	Craig Curry (207)	QB	Minnesota
9	Greg Johnson (233)	CB	Wisconsin
10	TO HOUSTON for Russell Price (259)		
11	Ed Jenkins (285)	WR	Holy Cross
12	Ashley Ball (311)	TE	Purdue
13	Archy Robinson (337)	CB	Hillsdale
14	Willie Jones (362)	LB	Tampa
15	Bill Davis (389)	DT	Wm. & Mary
16	Al Hannah (415)	WR	Wisconsin
17	Vern Brown (441)	S	Western Mich.

x-taxi squad '72

y-signed with Canadian Football League

1973

1	TO BUFFALO for Marlin Briscoe (26)		
2	x-Chuck Bradley (52)	C	Oregon
3	Leon Gray (78)	T	Jackson St.
4	Bo Rather (104)	WR	Michigan
5a	y-Don Strock (111)	QB	Virginia Tech
	(from Buffalo in Frank Cornish deal)		
5b	Dave McCurry (130)	CB	Iowa State
6	Ed Newman (156)	G	Duke
7a	Kevin Reilly (160)	LB	Villanova
	(from New England for Wayne Mass)		
7b	Ben Shephard (163)	RB	Arkansas Tech
	(from New England for Bill Griffin)		
7c	Willie Hatter (178)	WR	Northern Ill.
	(from Cleveland for Bob DeMarco)		
7d	Tom Smith (182)	RB	Miami (Fla.)
8	Archie Pearmon (206)	DE	N.E. Oklahoma
9	Karl Lorch (234)	DE	Southern Cal.
10	Ron Fernandes (260)	DE	Eastern Mich.
11	Chris Kete (286)	G	Boston College
12	Mike Mullen (312)	LB	Tulane
13	Joe Booker (338)	RB	Miami (Ohio)
14	Greg Boyd (364)	RB	Arizona
15	Bill Palmer (389)	TE	St. Thomas
16	James Jackson (416)	DE	Norfolk St.
17	Charley Wade (442)	WR	Tennessee St.
	x-injured reserve '73		y-taxi squad '73

1974

1	Don Reese (26)	DE	Jackson St.
2a	y-Andre Tillman (38)	TE	Texas Tech
	(from Green Bay for Jim Del Gaizo)		
2b	Benny Malone (47)	RB	Arizona St.
	(from Dallas in Otto Stowe deal)		
2c	Jeris White (52)	CB	Hawaii
3	Nat Moore (78)	WR	Florida
4	x-Bill Stevenson (104)	DT	Drake
5	x-Cleveland Vann (130)	LB	Oklahoma St.
6a	Randy Crowder (136)	DT	Penn State
	(from Baltimore in Hubert Ginn deal)		
6b	x-Bob Wolfe (156)	T	Nebraska
7a	Carl Swierc (164)	WR	Rice
	(from New Orleans for Jeff White)		
7b	Joe Sullivan (182)	T	Boston College
8	Mel Baker (206)	WR	Texas Southern

9a	Tom Wickert (212)	T	Washington St.
	(from Chicago for Dave McCurry)		
9b	x-Bob Lally (234)	LB	Cornell
10	x-Gary Valbuena (260)	QB	Tennessee
11	Gerry Roberts (286)	DE	UCLA
12	Jim Revels (312)	S	Florida
13	x-Clayton Heath (338)	RB	Wake Forest
14	Sam Johnson (364)	LB	Arizona St.
15	Larry Cates (390)	CB	Western Mich.
16	Jesse Wolf (416)	DT	Prairie View
17	Ken Dickerson (442)	CB	Tuskegee

x-signed with World Football League

y-injured reserve '74

1975

1	Darryl Carlton (23)	T	Tampa
2a	Fred Solomon (36)	WR	Tampa
	(from Green Bay for Jim Del Gaizo)		
2b	Stan Winfrey (49)	RB	Arkansas St.
3	Gerald Hill (75)	LB	Houston
4	Bruce Elia (100)	LB	Ohio State
5a	Morris Owens (106)	WR	Arizona St.
	(from N.Y. Giants for Henry Stuckey)		
5b	Barry Hill (127)	S	Iowa State
6a	Steve Towle (143)	LB	Kansas
	(from N.Y. Jets for Larry Woods)		
6b	TO N.Y. JETS for John Mooring (153)		
7	Phillip Kent (179)	RB	Baylor
8	Barney Crawford (205)	DT	Harding
9	James Wilson (231)	G	Clark
10a	Clyde Russell (239)	RB	Oklahoma
	(from Chicago for Charley Wade)		
10b	Joe Jackson (256)	TE	Penn State
	(from Washington for Howard Kindig)		
10c	Joe Danelo (257)	K	Washington St.
11	John Dilworth (283)	CB	NW St. (La.)
12	Joe Yancey (309)	T	Henderson
13	Leonard Isabel (334)	WR	Tulsa
14a	James Lewis (338)	CB	Tennessee St.
	(from N.Y. Giants for Ed Jenkins)		
14b	Jack Graham (361)	QB	Colorado St.
15	Skip Johns (387)	RB	Carson-Newman
16	Vernon Smith (413)	C	Georgia
17	Dwayne Copeland (439)	RB	Middle Tenn.

1976

1a	Larry Gordon (17)	LB	Arizona St.
	(from Washington for Joe Theismann)		
1b	x- Kim Bokamper (18)	LB	San Jose St.
2	Loaird McCreary (49)	TE	Tennessee St.
3	Duriel Harris (80)	WR	New Mexico St.
4a	Melvin Mitchell (96)	G	Tennessee St.
	(from Detroit for Larry Ball)		
4b	TO PHILADELPHIA for Norm Bulaich (111)		
5	TO DETROIT with Larry Ball (145)		
6	Gary Davis (174)	RB	Cal Poly-SLO
7a	Joe Ingersoll (185)	G/T	Nev.-Las Vegas
	(from New Orleans for Mel Baker)		
7b	Johnny Owens (200)	DE	Tennessee St.
8	Bob Simpson (230)	DT	Colorado
9	y-Norris Thomas (257)	CB	Southern Miss.
10a	Gary Fencik (281)	S	Yale
	(from Washington for Karl Lorch)		
10b	Don Testerman (282)	RB	Clemson
11	Dexter Pride (312)	RB	Minnesota
12a	Randy Young (338)	T	Iowa State
12b	Darryl Brandford (341)	DT	Northwestern
	(from St. Louis for Rodrigo Barnes)		
13	Bernie Head (366)	C	Tulsa
14	Bob Gissler (395)	LB	S. Dakota St.
15	Ron Holmes (423)	RB	Utah State

16	Mike Green (450)	P/WR	Ohio Univ.
17	z-Jeff Grantz (480)	QB	South Carolina
x-injured reserve '76		y-quit camp '76, active roster '77	
		z-remained at South Carolina as coach	

1977

1	A.J. Duhe (13)	DE	Louisiana St.
2	Bob Baumhower (40)	DT	Alabama
3a	TO HOUSTON for Ken Ellis (70)		
3b	Mike Watson (71)	T	Miami (Ohio)
	(from Chicago for Bo Rather)		
4	TO WASHINGTON in Jake Scott deal (97)		
5a	Mike Michel (113)	P/K	Stanford
	(from Tampa Bay for Ray Nettles' rights)		
5b	Leroy Harris (123)	RB	Arkansas St.
6	TO N.Y. GIANTS for Andy Selfridge (153)		
7	Bruce Herron (180)	LB	New Mexico
8	Horace Perkins (207)	CB	Colorado
9	Robert Turner (237)	RB	Oklahoma St.
10	Mark Carter (264)	T	Eastern Mich.
11	John Alexander (291)	DE	Rutgers
12	Terry Anderson (321)	WR	Bethune-Cookman

1978

1	TO SAN FRAN. in Delvin Williams deal (24)		
2	Guy Benjamin (51)	QB	Stanford
3a	Lyman Smith (64)	DT	Duke
	(from N.Y. Giants for Larry Csonka)		
3b	Jimmy Cefalo (81)	WR	Penn State
4a	Gerald Small (93)	CB	San Jose St.
	(from Cleveland for Paul Warfield)		
4b	Eric Laakso (106)	T	Tulane
5a	Ted Burgmeier (111)	S	Notre Dame
	(from Tampa Bay for Jeris White)		
5b	TO SAN FRAN. in Delvin Williams deal (133)		
6	Doug Betters (163)	DE	Nevada-Reno
7a	Karl Baldischwiler (178)	T	Oklahoma
	(from Cleveland for Paul Warfield)		
7b	Lloyd Henry (190)	WR	NE Missouri
8	Sean Clancy (217)	LB	Amherst
9	Bruce Hardy (247)	TE	Arizona St.
10	x-Mark Dennard (274)	C	Texas A&M
11	TO SEATTLE for Carl Barisich (301)		
12a	Mike Moore (331)	RB	Middle Tenn.
12b	Bill Kenney (333)	QB	Northern Colo.
	(from Denver for Jim Kick)		

x-injured reserve '78

1979

1	Jon Giesler (24)	T	Michigan
2	Jeff Toews (53)	G	Washington
3a	Tony Nathan (61)	RB	Alabama
	(from Tampa Bay for Randy Crowder)		
3b	Mel Land (63)	LB	Michigan St.
	(from N.Y. Giants for Larry Csonka)		
3c	Ronnie Lee (65)	TE	Baylor
	(from New Orleans for Don Reese)		
3d	TO ATLANTA for Ralph Ortega (79)		
4	Steve Howell (107)	RB	Baylor
5	Don Bessillieu (134)	S	Georgia Tech
6	Steve Lindquist (162)	G	Nebraska
7	Uwe von Schamann (189)	K	Oklahoma
8a	Jeff Groth (206)	WR	Bowling Green
	(from Washington for Jim Mandich)		
8b	Glenn Blackwood (215)	S	Texas
	(from Denver for Jim Kick)		
8c	TO TAMPA BAY for Council Rudolph (217)		
9	Jeff Weston (244)	DT	Notre Dame
10a	Jerome Stanton (258)	CB	Michigan St.
	(from Detroit for Karl Baldischwiler)		

10b	Mike Kozlowski (272)	S	Colorado
11	Mike Blanton (299)	DE	Georgia Tech
12	Larry Fortner (327)	QB	Miami (Ohio)

1980

1	Don McNeal (21)	CB	Alabama
2	Dwight Stephenson (48)	C	Alabama
3	Bill Barnett (75)	DE	Nebraska
4	Elmer Bailey (100)	WR	Minnesota
5	TO WASHINGTON in Benny Malone deal (132)		
6	Eugene Byrd (158)	WR	Michigan St.
7	Joe Rose (186)	TE	California
8a	Jeff Allen (212)	CB	Calif.-Davis
8b	David Woodley (214)	QB	Louisiana St.
	(from Washington for Jim Mandich)		
9	Mark Goodspeed (239)	T	Nebraska
10a	Doug Lantz (271)	C	Miami (Ohio)
10b	Ben Long (272)	LB	South Dakota
	(from Philadelphia, past considerations)		
11a	Phil Driscoll (279)	DE	Mankato St.
	(from San Francisco for Charles Cornelius)		
11b	TO PHILADELPHIA, past considerations (298)		
12	Chuck Stone (325)	G	N. Carolina St.

1981

1	x- David Overstreet (13)	RB	Oklahoma
2a	TO LOS ANGELES in Bob Brudzinski deal (43)		
2b	Andra Franklin (56)	FB	Nebraska
	(from Los Angeles in Bob Brudzinski deal)		
3	TO LOS ANGELES in Bob Brudzinski deal (69)		
4a	Sam Greene (84)	WR	Nev.-Las Vegas
	(from New Orleans for Guy Benjamin)		
4b	Brad Wright (96)	QB	New Mexico
5a	Ken Poole (126)	DE	NE Louisiana
5b	Tom Vigorito (138)	RB	Virginia
	(from Philadelphia for Leroy Harris)		
6a	x- Mack Moore (152)	DE	Texas A&M
6b	Fulton Walker (154)	CB	West Virginia
	(from Minnesota in Jim Langer deal)		
7	Mike Daum (179)	T	Cal Poly-SLO
8	y- William Judson (206)	CB	S. Carolina St.
9	John Noonan (235)	WR	Nebraska
10	Steve Folsom (261)	TE	Utah
11	Jim Jensen (291)	QB	Boston Univ.
12	John Alford (318)	DT	S. Carolina St.

x-signed with Canadian Football League

y-injured reserve '81

1982

1	Roy Foster (24)	G/T	Southern Cal
2	Mark Duper (52)	WR	NW St. (La.)
3	Paul Lankford (80)	CB	Penn State
4	Charles Bowser (108)	LB	Duke
5a	Bob Nelson (120)	DT	Miami (Fla.)
	(from Minnesota in Jim Langer deal)		
5b	Rich Diana (136)	FB	Yale
6a	Thomas Tutson (161)	CB	S. Carolina St.
	(from San Diego for George Roberts)		
6b	Ron Hester (164)	LB	Florida St.
7a	Dan Johnson (170)	TE	Iowa State
	(from New Orleans for Guy Benjamin)		
7b	Larry Cowan (192)	RB	Jackson St.
8	Tate Randle (220)	S	Texas Tech
9a	Steve Clark (239)	DE	Utah
	(from Detroit for Steve Towle)		
9b	Mack Boatner (248)	RB	SE Louisiana
10a	Robin Fisher (271)	LB	Florida
	(from Philadelphia for Steve Howell)		
10b	Wayne Jones (276)	C/T	Utah
11	Gary Crum (303)	T	Wyoming
12	Mike Rodriguez (331)	WR	Miami (Fla.)

1983

1	Dan Marino (27)	QB	Pittsburgh
2	Mike Charles (55)	DT	Syracuse
3a	Charles Benson (76)	DE	Baylor
	(from Houston in '83 draft trade-up)		
3b	TO HOUSTON in '83 draft trade-up (83)		
4	TO L.A. RAMS for Eddie Hill (111)		
5	TO HOUSTON in '83 draft trade-up (139)		
6	Reggie Roby (167)	P	Iowa
7	Keith Woetzel (195)	LB	Rutgers
8	Mark Clayton (223)	WR	Louisville
9	Mark Brown (250)	LB	Purdue
10	Anthony Reed (278)	RB	S. Carolina St.
11	Joe Lukens (306)	G	Ohio State
12	x-Anthony Carter (334)	WR	Michigan

x-previously had signed with United States Football League

1984

1a	Jackie Shipp (14)	LB	Oklahoma
	(from Buffalo in '84 draft trade-up)		
1b	TO BUFFALO in '84 draft trade-up (26)		
2	Jay Brophy (53)	LB	Miami (Fla.)
3a	TO BUFFALO in '84 draft trade-up (79)		
	(from Pittsburgh in David Woodley deal)		
3b	TO BUFFALO in '84 draft trade-up (82)		
4	Joe Carter (109)	RB	Alabama
5	Dean May (138)	QB	Louisville
6	Rowland Tatum (165)	LB	Ohio State
7	Bernard Carvalho (194)	G/T	Hawaii
8	x-Ron Landry (221)	FB	McNeese St.
9	Jim Boyle (250)	G/T	Tulane
10	John Chesley (277)	TE	Oklahoma St.
11	Bud Brown (305)	S	Southern Miss.
12a	William Devane (320)	DT	Clemson
12b	Mike Weingrad (333)	LB	Illinois
	(from San Francisco for Tom Orosz)		

x-injured reserve '84

1984 USFL SUPPLEMENTAL DRAFT

1	Danny Knight (26)	WR	Mississippi State
	(from N.J. Generals)		
2	Dewey Forte (53)	DE	Bethune-Cookman
	(from L.A. Express)		
3	Duan Hanks (82)	WR	Stephen F. Austin
	(from Philadelphia Stars)		

1985

1	Lorenzo Hampton (27)	RB	Florida
2	TO SAN DIEGO for Pete Johnson (55)		
3a	George Little (65)	DT	Iowa
	(from Philadelphia for Mark Dennard)		
3b	Alex Moyer (83)	LB	Northwestern
4a	Mike Smith (91)	CB	Texas-EI Paso
	(from Cleveland for Duriel Harris)		
4b	Jeff Dellenbach (111)	T	Wisconsin
5	TO DENVER for Larry Evans (139)		
6a	George Shorthose (145)	WR	Missouri
	(from Atlanta in Gerald Small deal)		
6b	Ron Davenport (167)	FB	Louisville
7	Fuad Reveiz (195)	K	Tennessee
8	Dan Sharp (223)	TE	Texas Christian
9	Adam Hinds (251)	S	Oklahoma St.
10	Mike Pendleton (279)	CB	Indiana
11	Mike Jones (307)	RB	Tulane
12	Ray Noble (335)	CB	California

1986

1	TO TAMPA BAY in Hugh Green deal (25)		
---	--------------------------------------	--	--

2a	TO TAMPA BAY in Hugh Green deal (40)		
	(from Minnesota in Anthony Carter deal)		
2b	John Offerdahl (52)	LB	Western Michigan
3	T.J. Turner (81)	DT	Houston
4	James Pruitt (107)	WR	Cal-State Fullerton
5	Kevin Wyatt (136)	CB	Arkansas
6	Brent Sowell (163)	DT	Alabama
7	Larry Kolic (193)	LB	Ohio State
8	John Stuart (218)	T	Texas
9	Reyna Thompson (247)	CB	Baylor
10	Jeff Wickersham (274)	QB	Louisiana St.
11	Arnold Franklin (303)	TE	No. Carolina
12	Rickey Isom (329)	FB	N. Carolina St.

1987

1a	TO MINNESOTA in '87 draft trade-down (14)		
1b	John Bosa (16)	DE	Boston College
	(from Minnesota in '87 draft trade-down)		
2a	Rick Graf (43)	LB	Wisconsin
2b	Scott Schwedes (56)	WR	Syracuse
	(from N.Y. Giants through St. Louis in '87 draft trade-up)		
3	TO ST. LOUIS in '87 draft trade-up (70)		
4	Troy Stradford (99)	RB	Boston College
5a	TO ST. LOUIS in '87 draft trade-up (126)		
5b	TO KANSAS CITY in '87 draft trade-down (128)		
	(from Minnesota in '87 draft trade-down)		
5c	Chris Conlin (132)	T/G	Penn State
	(from Kansas City in '87 draft trade-down)		
6	Lance Sellers (155)	LB	Boise State
7	Tom Brown (182)	FB	Pittsburgh
8a	Joel Williams (210)	TE	Notre Dame
8b	Mark Dennis (212)	T	Illinois
	(from Kansas City in '87 draft trade-down)		
9	Tim Pidgeon (237)	LB	Syracuse
10	Bobby Taylor (266)	CB	Wisconsin
11	Terance Mann (293)	DE	So. Methodist
12	x-Jim Karsatos (322)	QB	Ohio State

x-injured reserve '87

1988

1	Eric Kumerow (16)	DE	Ohio State
2	Jarvis Williams (42)	S	Florida
3	Ferrell Edmunds (73)	TE	Maryland
4	Greg Johnson (99)	T	Oklahoma
5	Rodney Thomas (126)	CB	Brigham Young
6a	x-Melvin Bratton (153)	FB	Miami (Fla.)
6b	George Cooper (156)	FB	Ohio State
	(from Minnesota for Greg Koch)		
7	Kerwin Bell (180)	QB	Florida
8a	Harry Galbreath (212)	G	Tennessee
8b	Louis Cheek (220)	T	Texas A&M
	(from Denver for Larry Lee)		
9	Jeff Cross (239)	DE	Missouri
10	Artis Jackson (266)	DT	Texas Tech
11	Tom Kelleher (292)	FB	Holy Cross
12	Brian Kinchen (320)	TE	Louisiana St.

x-injured/unsigned '88

1989

1a	Sammie Smith (9)	RB	Florida State
1b	Louis Oliver (25)	S	Florida
	(from Chicago in '89 draft trade-up)		
2	TO CHICAGO in '89 draft trade-up (36)		
3	TO CHICAGO in '89 draft trade-up (65)		
4	David Holmes (92)	CB	Syracuse
5	Jeff Uhlenhake (121)	C	Ohio State
6	Wes Pritchett (147)	LB	Notre Dame
7	Jim Zdelar (176)	T	Youngstown St.
8	Pete Stoyanovich (203)	K	Indiana

9	x-Dana Batiste (232)	LB	Texas A&M
10a	Deval Glover (259)	WR	Syracuse
10b	Greg Ross (275)	DT	Memphis State
	(from Minnesota for Greg Koch)		
11	y-Bert Weidner (288)	DT	Kent State
12	J.B. Brown (315)	CB	Maryland
	x-injured reserve '89	y-developmental squad '89	

1990

1	Richmond Webb (9)	T	Texas A&M
2	Keith Sims (39)	G	Iowa State
3	Alfred Oglesby (66)	NT	Houston
4	Scott Mitchell (93)	QB	Utah
5a	TO DALLAS for Scott Secules	(120)	
5b	x-Leroy Holt (137)	FB	Southern Cal
	(from Washington in '90 draft trade-up)		
6	y-Sean Vanhorne (151)	CB	Howard
7	TO CLEVELAND in '90 draft trade-down (178)		
8	Thomas Woods (205)	WR	Tennessee
9	Phil Ross (231)	TE	Oregon State
10	TO WASHINGTON in '90 draft trade-up (262)		
11	TO SAN FRANCISCO in Tim McKyer deal (289)		
12	Bobby Harden (315)	S	Miami (Fla.)
	x-injured reserve '90	y-physically unable to perform '90	

1991

1	Randal Hill (23)	WR	Miami (Fla.)
2	TO SAN FRANCISCO in Tim McKyer deal (45)		
3a	Aaron Craver (60)	RB	Fresno State
	(from Atlanta in Tim McKyer deal)		
3b	TO HOUSTON for John Grimsley (79)		
4	TO WASHINGTON in '90 draft trade-up (103)		
5a	Bryan Cox (113)	LB	Western Illinois
	(from Cleveland in '90 trade-down)		
5b	Gene Williams (121)	G	Iowa State
	(from Green Bay in '91 draft trade-up)		
5c	TO GREEN BAY in '91 draft trade-up (135)		
6	TO GREEN BAY in '91 draft trade-up (164)		
7	Chris Green (191)	CB	Illinois
8	Roland Smith (220)	CB	Miami (Fla.)
9	Scott Miller (246)	WR	UCLA
10	Michael Titley (275)	TE	Iowa
11	Ernie Rogers (302)	T	California
12	Joe Brunson (331)	DT	Chattanooga

1992

1a	Troy Vincent (7)	CB	Wisconsin
	(from Phoenix for Randal Hill)		
1b	Marco Coleman (12)	LB	Georgia Tech
2	x-Eddie Blake (43)	G	Auburn
3	Larry Webster (70)	DE	Maryland
4	Dwight Hollier (97)	LB	North Carolina
5	Christopher Perez (124)	T	Kansas
6	Roosevelt Collins (155)	LB	Texas Christian
7a	TO ATLANTA in '92 draft trade-down (182)		
7b	TO L.A. RAIDERS in '92 draft trade-down (185)		
	(from Atlanta in '92 draft trade-down)		
7c	Dave Moore (191)	TE	Pittsburgh
	(from L.A. Raiders in '92 draft trade-down)		
8	Andre Powell (209)	LB	Penn State
9	Tony Tellington (236)	CB	Youngstown St.
10	Raoul Spears (267)	RB	Southern Cal
11a	Lee Miles (294)	WR	Baylor
11b	Mark Barsotti (296)	QB	Fresno State
	(from L.A. Raiders in '92 draft trade-down)		
12a	Milton Biggins (322)	TE	West. Kentucky
12b	Kameno Bell (328)	RB	Illinois
	(from Atlanta in '92 draft trade-down)		

x - Non Football Injury '92

1993

1	O.J. McDuffie (25)	WR	Penn State
2	TO NEW ENGLAND in Irving Fryar deal (52)		
3	Terry Kirby (78)	RB	Virginia
4	Ronnie Bradford (105)	CB	Colorado
5	Chris Gray (132)	T	Auburn
6	Robert O'Neal (164)	S	Clemson
7	David Merritt (191)	LB	N. Carolina St.
8	Dwayne Gordon (218)	LB	New Hampshire

1994

1a	TO GREEN BAY in '94 trade-down (16)		
1b	Tim Bowens (20)	DT	Mississippi
	(from Green Bay in '94 draft trade-down)		
2a	Aubrey Beavers (54)	LB	Oklahoma
2b	Tim Ruddy (65)	C	Notre Dame
	(from Arizona in '94 trade-up)		
3	TO ARIZONA in '94 trade-up (89)		
	(from Green Bay in '94 draft trade-down)		
4a	Ronnie Woolfork (112)	LB	Colorado
	(from Cleveland for G Gene Williams)		
4b	TO ARIZONA in '94 trade-up (115)		
	(from San Diego for WR Tony Martin)		
4c	TO ARIZONA in '94 trade-up (121)		
5	William Gaines (147)	DT	Florida
6	Brant Boyer (177)	LB	Arizona
7	Sean Hill (214)	CB	Montana St.

1995

1	Billy Milner (25)	T	Houston
2a	Andrew Greene (53)	G	Indiana
	(from Green Bay in Ingram-Jackson deals)		
2b	TO CHICAGO in Trace Armstrong deal (56)		
3	TO CHICAGO in Trace Armstrong deal (87)		
4a	TO GREEN BAY in Keith Jackson deal (117)		
	(from Green Bay for Mark Ingram)		
4b	Pete Mitchell (122)	TE	Boston College
5	Norman Hand (158)	DT	Mississippi
6	Jeff Kopp (194)	LB	Southern Cal
7a	Corey Swinson (233)	DT	Hampton
7b	x-Shannon Myers (246)	WR	Lenoir-Rhyne
	(compensatory pick from NFL)		

x - Physically Unable To Perform '95

1996

1	Daryl Gardener (20)	DE	Baylor
2a	TO DALLAS in '96 trade-down (49)		
2b	TO JACKSONVILLE in '96 trade-down (60)		
	(from Dallas in '96 trade-down)		
3a	Dorian Brew (79)	CB	Kansas
	(from Jacksonville in '96 trade-down)		
3b	Karim Abdul-Jabbar (80)	RB	UCLA
4a	TO KANSAS CITY in '96 trade-down (98)		
	(from Jacksonville in '96 trade-down)		
4b	TO JACKSONVILLE in '96 trade-down (99)		
	(from Dallas in '96 trade-down)		
4c	Kirk Pointer (113)	CB	Austin Peay
	(from Kansas City in '96 trade-down)		
4d	Stanley Pritchett (118)	FB	South Carolina
4e	LaCurtis Jones (125)	LB	Baylor
	(from Kansas City in '96 trade-down)		
5a	Jerris McPhail (134)	RB	East Carolina
	(from Jacksonville in '96 trade-down)		
5b	Shane Burton (150)	DE	Tennessee
	(from Jacksonville in '96 trade-down)		
5c	Zach Thomas (154)	LB	Texas Tech
6	Shawn Wooden (189)	S	Notre Dame
7a	Jeff Buckley (230)	T	Stanford
7b	Brice Hunter (251)	WR	Georgia
	(compensatory pick from NFL)		

1997

- 1 **x-Yatil Green** (15) WR Miami (Fla.)
- 2 **Sam Madison** (44) CB Louisville
- 3a **Jason Taylor** (73) DE Akron
- 3b **Derrick Rodgers** (92) LB Arizona State
(compensatory pick from NFL)
- 3c **Ronnie Ward** (93) LB Kansas
(compensatory pick from NFL)
- 3d **y-Brent Smith** (96) T Mississippi St.
(compensatory pick from NFL)
- 4a TO ST. LOUIS in '97 trade-down (112)
- 4b **Jerome Daniels** (121) G Northeastern
(from St. Louis in '97 trade-down)
- 4c TO OAKLAND in '97 trade-down (123)
(from San Francisco for RB Terry Kirby)
- 5a TO N.Y. JETS for T James Brown (145)
- 5b **Barron Tanner** (149) DT Oklahoma
(from Kansas City for K Pete Stoyanovich)
- 5c **Nicholas Lopez** (157) DE Texas Southern
(from Oakland in '97 trade-down)
- 6a **John Fiala** (166) LB Washington
(from Oakland in '97 trade-down)
- 6b **Brian Manning** (170) WR Stanford
(from St. Louis in '97 trade-down)
- 6c **Mike Crawford** (173) LB Nevada
(from St. Louis in '97 trade-down)
- 6d **Ed Perry** (177) TE James Madison
- 7a **Hudhaifa Ismaeli** (203) CB Northwestern
(from Oakland in '97 trade-down)
- 7b TO KANSAS CITY in '96 trade-down (214)

x - Injured Reserve '97 y - did not appear in a game '97

1998

- 1a TO GREEN BAY in '98 trade-down (19)
- 1b **John Avery** (29) RB Mississippi
(from Green Bay in '98 trade-down)
- 2a **Patrick Surtain** (44) CB Southern Miss.
(from Carolina for 1st-round pick in 2000)
- 2b **Kenny Mixon** (49) DE LSU
- 2c TO DETROIT in '98 trade-down (60)
(from Green Bay in '98 trade-down)
- 3a **Brad Jackson** (79) LB Cincinnati
(from Detroit in '98 trade-down)
- 3b **x-Larry Shannon** (82) WR East Carolina
- 4a **Lorenzo Bromell** (102) DE Clemson
(from Philadelphia in '98 trade-up)
- 4b TO PHILADELPHIA in '98 trade-up (112)
- 5a TO PHILADELPHIA in '98 trade-up (142)
- 5b **Scott Shaw** (143) G Michigan State
(from Detroit in '98 trade-down)
- 6a **Nathan Strikwerda** (171) C Northwestern
- 6b **John Dutton** (172) QB Nevada
(from Detroit in '98 trade-down)
- 7 **Jim Bundren** (210) G Clemson

x - Injured Reserve '98

1999

- 1a TO SAN FRANCISCO in '99 draft trade-down (24)
- 1b TO DETROIT in '99 draft trade-down (27)
- 2a **J.J. Johnson** (39) RB Mississippi State
(from Detroit in '99 draft trade-down)
- 2b **Rob Konrad** (43) FB Syracuse
(from Kansas City in '99 draft trade-up)
- 2c TO KANSAS CITY in '99 draft trade-up (54)
- 3a TO DETROIT in '99 draft trade-down (70)
(from Detroit in '99 draft trade-down)
- 3b **x-Grey Ruegamer** (72) C Arizona State
(from Detroit in '99 draft trade-down)
- 3b TO KANSAS CITY in '99 draft trade-up (84)

- 4 TO MINNESOTA for signing TE Hunter Goodwin (120)
- 5a **Cecil Collins** (134) RB McNeese State
(from San Francisco in '99 draft trade-down)
- 5b **Bryan Jones** (142) LB Oregon State
(from Detroit in '99 draft trade-down)
- 5c TO SAN FRANCISCO for G Kevin Gogan (157)
- 6 **Brent Bartholomew** (192) P Ohio State
- 7a TO N.Y. GIANTS for RB Tyrone Wheatley (231)
- 7b **y-Jermaine Haley** (232) DT Butte College
(from Detroit in '99 draft trade-down)
- 7c **z-Joe Wong** (244) T Brigham Young
(compensatory pick from NFL)

x-did not appear in a game in '99; y-previously under contract with CFL; z-injured reserve '99

2000

- 1 TO CAROLINA in '98 draft trade-up (23)
- 2 **Todd Wade** (53) T Mississippi
- 3 **Ben Kelly** (84) CB Colorado
- 4 **Deon Dyer** (117) FB North Carolina
- 5 **Arturo Freeman** (152) S South Carolina
- 6a **Ernest Grant** (167) DT Arkansas-Pine Bluff
(from Cleveland for RB Karim Abdul-Jabbar)
- 6b TO KANSAS CITY in '99 draft trade-down (188)
- 7a TO SAN FRANCISCO for QB Jim Druckenmiller (230)
- 7b **x-Jeff Harris** (232) CB Georgia
(from Chicago for P Brent Bartholomew)

x-injured reserve '00

2001

- 1 **Jamar Fletcher** (26) CB Wisconsin
- 2a **Chris Chambers** (52) WR Wisconsin
(from Indianapolis through Dallas in '01 draft trade-up)
- 2b TO DALLAS in '01 draft trade-up (56)
- 3a **Travis Minor** (85) RB Florida State
- 3b **Morlon Greenwood** (88) LB Syracuse
(from Philadelphia in '01 draft trade-up)
- 4 TO DALLAS in '01 draft trade-up (122)
- 5 **Shawn Draper** (156) T Alabama
- 6a **Brandon Winey** (164) T Louisiana State
(from San Diego for WR Nate Jacquet)
- 6b **Josh Heupel** (177) QB Oklahoma
(from Washington for DT Barron Tanner)
- 6c **Otis Leverette** (187) DE Alabama-Birmingham
(from Philadelphia in '01 draft trade-up)
- 6d **Rick Crowell** (188) LB Colorado State
- 7a TO CHICAGO for TE Alonzo Mayes (208)
(from Chicago for P Brent Bartholomew)
- 7b TO WASHINGTON for P Matt Turk (224)

2002

- 1 TO NEW ORLEANS in RB Ricky Williams deal (25)
- 2 TO PHILADELPHIA in '01 draft trade-up (59)
- 3 **Seth McKinney** (90) C Texas A&M
- 4a **Randy McMichael** (114) TE Georgia
(from New Orleans in RB Ricky Williams deal)
- 4b TO NEW ORLEANS in RB Ricky Williams deal (125)
- 5a **Omare Lowe** (161) CB Washington
- 5b **Sam Simmons** (170) WR Northwestern
(compensatory pick from NFL)
- 6 TO CHICAGO in QB Cade McNown deal (199)
- 7a TO DALLAS for WR Jeff Ogden (237)
- 7b **x-Leonard Henry** (241) RB East Carolina
(from Chicago in QB Cade McNown deal)

x-did not appear in a game in '02

2003

- 1 TO NEW ORLEANS in RB Ricky Williams deal (18)
- 2 **z-Eddie Moore** (49) LB Tennessee

- 3a **Wade Smith** (78) T Memphis
(from New England for 2nd-round pick in 2004)
- 3b **x-Taylor Whitley** (87) G Texas A&M
- 4 TO CAROLINA for DE Jay Williams (119)
- 5a **Donald Lee** (156) TE Mississippi State
- 5b **x-J.R. Tolver** (169) WR San Diego State
(compensatory pick from NFL)
- 6a **Corey Jenkins** (181) LB South Carolina
(from Carolina in draft day trade-up)
- 6b TO CHICAGO in QB Cade McNown deal (191)
- 6c Tim Provost (209) T San Jose State
(compensatory pick FROM NFL)
- 6d y-Yeremiah Bell (213) S Eastern Kentucky
(compensatory pick from NFL)
- 7a TO CAROLINA in draft day trade-up (226)
(from Washington for signing DT Jermaine Haley)
- 7b TO WASHINGTON for QB Sage Rosenfels (232)
- 7c TO CAROLINA in draft day trade-up (247)
(from Tampa Bay for T Cornell Green)
- 7d **z-Davern Williams** (248) DT Troy State
(compensatory pick from NFL)

x-did not appear in a game in '03; y - Practice Squad Injured in '03; z - Injured Reserve in '03

2004

- 1a **Vernon Carey** (19) G/T Miami (Fla.)
(from Minnesota in 2004 draft trade-up)
- 1b TO MINNESOTA in 2004 draft trade-up (20)
- 2 TO NEW ENGLAND for 3rd-round pick in 2004 (56)
- 3 TO GREEN BAY in 2004 draft trade-down (87)
- 4a **Will Poole** (102) CB USC
(from Jacksonville through Green Bay in 2004 draft trade-down)
- 4b TO MINNESOTA in 2004 draft trade-up (119)
- 5a TO BALTIMORE in 2004 draft trade-down (153)
(from Green Bay in 2004 draft trade-down)
- 5b TO SAN DIEGO for LB Junior Seau (154)
- 5c **Tony Bua** (160) LB Arkansas
(from Baltimore in 2004 draft trade-down)
- 6a **Rex Hadnot** (174) C Houston
(from Atlanta in 2004 draft trade-up)

- 6b TO ATLANTA in 2004 draft trade-up (186)
- 7a TO ATLANTA in 2004 draft trade-up (219)
(from New Orleans for LB Derrick Rodgers)
- 7b x-Tony Pape (221) T Michigan
- 7c **Derrick Pope** (222) LB Alabama
(from Baltimore in 2004 draft trade-down)

x - Practice Squad in '04

2005

- 1 **Ronnie Brown** (2) RB Auburn
- 2a TO PHILADELPHIA for QB A.J. Feeley (35)
- 2b **Matt Roth** (46) DE Iowa
(from Kansas City in CB Patrick Surtain deal)
- 3a TO ST. LOUIS for RB Lamar Gordon (66)
- 3b **Channing Crowder** (70) LB Florida
(from Chicago in Booker-Ogunleye deal)
- 4 **Travis Daniels** (104) CB LSU
- 5a TO KANSAS CITY in CB Patrick Surtain deal (138)
- 5b **Anthony Alabi** (162) T TCU
(from Kansas City in CB Patrick Surtain deal)
- 6 TO SAN DIEGO in WR David Boston deal (177)
- 7 **x-Kevin Vickerson** (216) DT Michigan State

x - Injured Reserve in '05

2006

- 1 Jason Allen (16) S Tennessee
- 2 TO MINNESOTA for QB Daunte Culpepper (51)
- 3 Derek Hagan (82) WR Arizona State
- 4 Joe Toledo (114) T Washington
- 5 Exercised in 2005 supplemental draft for Manny Wright (149)
- 6 TO SAN DIEGO in Cleo Lemon-A.J. Feeley trade (188)
- 7a Frederick Evans (212) DT Texas State
(from Green Bay in Brad Bedell trade)
- 7b Rodrique Wright (226) DT Texas
- 7c Devin Aromashodu (233) WR Auburn
(from Chicago in John Owens-Brendon Ayanbadejo trade)

ALL-TIME DRAFT BY POSITION

POSITION

	NO.
Offensive Line.....	91
Defensive Line	88
Defensive Back.....	77
Linebacker	76
Running Back	69
Wide Receiver	51
Tight End	34
Quarterback	24
Kicker	6
Punter.....	4

1984 DOLPHINS OFFENSE IS BEST IN NFL

In the 1984 season, the Dolphins established a number of NFL season records, including most yards gained (6,936), most yards gained by passing (5,018), most first downs (387), most touchdowns (70), most passing touchdowns (49) and most PATs (66). Four of the six marks still stand as NFL records. The only exceptions are yards gained passing, which was eclipsed by the 2000 St. Louis Rams (5,232), and passing touchdowns, which was surpassed by the 2004 Indianapolis Colts (51).

FIRST ROUND BY POSITION

POSITION	TOP NO.	ALL FIRST ROUND
Offensive Line	9#	7
Defensive Line	8	8
Running Back.....	8*	7
Wide Receiver	4*	3
Linebacker	4&	4
Defensive Back	4	5
Quarterback	3*	3
Tight End	1*	0
Kicker/Punter	0	0

*includes one selection in second round #includes three selections in second round and one in third round
& includes two selections in second round

ALL-TIME TRADES

1966

- 1/15 LB Ron Caveness to Houston for rights to QB Billy Anderson (1965 redshirt draftee of Houston)
- 7/3 13th round pick in 1967 to Buffalo for QB George Wilson, Jr.
- 8/30 RB Jack Spikes to Buffalo for 5th round pick in 1967
- 11/103rd and 5th round picks in 1967 to Denver for RB Cookie Gilchrist
- 11/10 DT Jerry Oliver to Denver for 12th round pick in 1967
- 11/108th round pick in 1967 to Oakland for TE Bill Cronin

1967

- 4/4 T Nick DeFelice to N.Y. Jets for C Mike Hudock
- 5/4 TE Bill Cronin to Denver for DT Ray Jacobs
- 6/27 DE Earl Faison, RB Cookie Gilchrist, G Earnie Park and QB George Wilson, Jr., to Denver for RB Abner Haynes, LB Jerry Hopkins, DE Danny La Rose and 6th round pick in 1968
- 7/25 4th round pick in 1968 to Denver for LB John Bramlett
- 9/5 TE Dave Kocourek to Oakland for 8th round pick in 1968
- 9/26 8th round pick in 1968 to N.Y. Jets for QB Archie Roberts
- 12/3 QB Jon Brittenum to San Diego for 3rd round pick in 1968
- 12/27 QB John Stofa to Cincinnati for 1st and 2nd round picks in 1968;
- 12/27 QB Billy Anderson to Houston for 9th round pick in 1968

1968

- 8/19 LB Tom Erlandson to San Diego for 7th round pick in 1969
- 8/21 WR John Roderick to Oakland for 5th round pick in 1969

1969

- 3/24 LB John Bramlett, QB Kim Hammond and 5th round pick in 1970 to Boston for LB Nick Buoniconti
- 7/2 CB Mack Lamb to San Diego for G Larry Little

1970

- 1/27 1st round pick in 1970 to Cleveland for WR Paul Warfield
- 4/13 1st round pick in 1971 to Baltimore as compensation for Head Coach Don Shula
- 5/1 CB Dick Westmoreland to Minnesota for G Bookie Bolin
- 5/1 S Tom Beier to San Francisco for T/C Lance Olssen
- 5/18 WR Jack Clancy to Green Bay as compensation for TE Marv Fleming
- 8/31 8th round pick in 1971 to Pittsburgh for C Bob DeMarco
- 9/15 5th round pick in 1971 to Pittsburgh for WR Willie Richardson

1971

- 9/1 2nd round pick in 1972 to Cleveland for LB Bob Matheson
- 9/8 C Carl Mauck to San Diego for DT Tony Liscio and 4th round pick in 1972
- 11/23 QB John Stofa to Denver for 7th round pick in 1972
- 11/23 10th round pick in 1972 to Houston for DE Russell Price

1972

- 6/7 LB Dale Farley to Buffalo for DT Jim Dunaway
- 6/7 1st round pick in 1973 to Buffalo for WR Marlin Briscoe
- 8/22 DT Frank Cornish to Buffalo for G/C Howard Kindig and 5th round pick in 1973
- 8/28 T Wayne Mass to New England for 7th round pick in 1973

- 9/26 C Bob DeMarco to Cleveland for 7th round pick in 1973
 9/26 G/C Bill Griffin to New England for 7th round pick in 1973

1973

- 8/10 CB Dave McCurry to Chicago for 9th round pick in 1974
 8/22 QB Jim Del Gaizo to Green Bay for 2nd round picks in 1974 and 1975
 8/27 DT Mike Kadish to Buffalo for C/G Irv Goode
 8/29 K Jeff White to New Orleans for 7th round pick in 1974
 5/10 WR Otto Stowe to Dallas for WR Ron Sellers and 2nd round pick in 1974
 10/2 RB Hubert Ginn to Baltimore for FB Don Nottingham and 6th round pick in 1974

1974

- 1/25 QB Joe Theismann to Washington for 1st round pick in 1976
 8/7 DT Larry Woods to N.Y. Jets for 6th round pick in 1975
 8/9 WR Charley Wade to Chicago for 10th round pick in 1975
 8/17 RB Ed Jenkins to N.Y. Giants for 14th round pick in 1975
 8/21 G/C Howard Kindig to Washington for 10th round pick in 1975
 8/28 6th round pick in 1975 to N.Y. Jets for T John Mooring
 9/10 WR Bo Rather to Chicago for 3rd round pick in 1977

1975

- 1/28 CB Henry Stuckey to N.Y. Giants for 5th round pick in 1975
 1/30 Rights to DE Karl Lorch to Washington for 10th round pick in 1976
 5/6 WR Marlin Briscoe and RB Hubert Ginn to St. Louis for RB Donny Anderson and compensation for TE Jim McFarland
 7/9 4th round pick in 1976 to Philadelphia for FB Norm Bulaich
 7/23 LB Bruce Bannon to San Diego for DE Pete Lazetich
 9/7 LB Larry Ball and 5th round pick in 1976 to Detroit for 4th round pick in 1976
 9/9 WR Mel Baker to New Orleans for 7th round pick in 1976

1976

- 4/6 LB Rodrigo Barnes to St. Louis for 12th round pick in 1976
 4/6 3rd round picks in 1978 and 1979 from N.Y. Giants as compensation for signing FB Larry Csonka
 4/8 4th and 7th round picks in 1978 from Cleveland as compensation for signing WR Paul Warfield
 4/10 12th round pick in 1978 and 9th round pick in 1979 from Denver as compensation for signing RB Jim Kiick
 8/24 RB Mercury Morris to San Diego for 4th round pick in 1977
 8/24 S Jake Scott and 4th round pick in 1977 to Washington for S Bryant Salter
 9/2 6th round pick in 1977 to N.Y. Giants for LB Andy Selfridge

- 9/21 3rd and 4th (obtained in Morris trade, 1976) round picks in 1977 to Houston for CB Ken Ellis

1977

- 1/21 Rights to LB Ray Nettles to Tampa Bay for 5th and 6th round picks in 1977
 2/7 6th round pick in 1977 to Tampa Bay for WR Barry Smith and T Randy Young
 7/20 11th round pick in 1978 to Seattle for DT Carl Barisich
 8/8 T Darryl Carlton to Tampa Bay for T Mike Current and 5th round pick in 1978
 8/30 5th (obtained in Carlton trade, 1977) round pick in 1978 to Tampa Bay for T Steve Young
 9/5 CB Jeris White to Tampa Bay for 5th round pick in 1978

1978

- 4/17 S Vern Roberson, WR Freddie Solomon and 1st and 5th round picks in 1978 to San Francisco for RB Delvin Williams
 5/11 TE Jim Mandich to Washington for 8th round picks in 1979 and 1980
 7/5 8th round pick in 1979 to Tampa Bay for DE Council Rudolph
 8/28 T Karl Baldischwieler to Detroit for 10th round pick in 1979
 10/10 RB Benny Malone and 5th round pick in 1980 to Washington for FB Jim Braxton and 3rd round pick in 1979

1979

- 3/22 3rd (obtained in Malone trade, 1978) round pick in 1979 to Oakland for S Neal Colzie
 4/18 3rd round pick in 1979 to Atlanta for LB Ralph Ortega
 8/21 CB Charles Cornelius to San Francisco for 11th round pick in 1980
 8/27 FB Leroy Harris to Philadelphia for 5th round pick in 1981

1980

- 8/25 RB Gary Davis and CB Norris Thomas to Tampa Bay for FB Jimmy DuBose and 2nd round pick in 1981
 8/28 QB Guy Benjamin to New Orleans for 4th round pick in 1981
 9/24 C Jim Langer to Minnesota for 6th round pick in 1981 and 5th round pick in 1982

1981

- 4/28 3rd round pick in 1981 and 2nd (obtained in Davis/Thomas trade, 1980) round pick in 1982 to Los Angeles for LB Bob Brudzinski; teams also exchanged 2nd round picks in 1981 (Dolphins moving down from 43rd to 56th overall)
 7/13 LB Steve Towle to Detroit for 9th round pick in 1982
 7/22 4th round pick in 1983 to Los Angeles for RB Eddie Hill
 8/18 FB Steve Howell to Philadelphia for 10th round pick in 1982
 8/31 P George Roberts to San Diego for 6th round pick in 1982

1983

- 4/26 3rd (81st overall) and 5th round picks in 1983 to Houston for 3rd (76th overall) round pick in 1983 in draft trade-up

- 8/15 5th round pick in 1985 to Denver for LB Larry Evans
 8/29 P Tom Orosz to San Francisco for 12th round pick in 1984

1984

- 2/21 QB David Woodley to Pittsburgh for 3rd round pick in 1984
 3/6 C Mark Dennard to Philadelphia for 3rd round pick in 1985
 3/27 WR Duriel Harris to Cleveland for 4th round pick in 1985
 5/1 1st (26th overall) round pick and two 3rd round picks (one obtained in Woodley trade, 1984) in 1984 to Buffalo for 1st (14th overall) round pick in 1984 in draft trade-up
 8/27 CB Gerald Small to Atlanta for T Ronnie Lee and 6th round pick in 1985
 9/22 2nd round pick in 1985 to San Diego for FB Pete Johnson

1985

- 5/7 Conditional undisclosed pick in 1986 to Cincinnati for QB Bryan Clark
 8/15 Rights to WR Anthony Carter (12th round, 1983) to Minnesota for LB Robin Sendlein and 2nd round pick in 1986
 10/9 1st and 2nd (obtained in Carter trade, 1985) round picks in 1986 to Tampa Bay for LB Hugh Green

1987

- 4/28 1st (14th overall) round pick in 1987 to Minnesota for 1st (16th overall) and 5th round picks in 1987 in draft trade-down
 4/28 3rd and 5th (obtained in 1987 draft trade-down) round picks in 1987 to St. Louis for 2nd round pick in 1987 in draft trade-up
 4/28 5th (128th overall) round pick in 1987 to Kansas City for 5th (132nd overall) and 8th round picks in 1987 in draft trade-down
 8/20 G/C Larry Lee to Denver for 8th round pick in 1988
 10/20 T Greg Koch to Minnesota for 6th round pick in 1988 and 10th round pick in 1989

1989

- 4/23 2nd (36th overall) and 3rd (65th overall) round picks in 1989 to Chicago for 1st round pick (25th overall) in 1989 in draft trade-up
 8/6 5th (120th overall) round pick in 1990 to Dallas for QB Scott Secules

1990

- 4/22 10th (262nd overall) round pick in 1990 and 4th round pick in 1991 to Washington for 5th round pick in 1990 in draft trade-up
 4/23 7th (178th overall) round pick in 1990 to Cleveland for 5th round pick in 1991
 4/23 11th (289th overall) round pick in 1990 and 2nd round pick in 1991 to San Francisco for CB Tim McKyer
 9/3 12th (331st overall) round pick in 1991 to Atlanta for NT Shawn Lee

1991

- 1/31 LB Eric Kumerow to Chicago for CB Vestee Jackson

- 4/1 3rd (79th overall) round pick in 1991 to Houston for LB John Grimsley
 4/21 CB Tim McKyer to Atlanta for 3rd (60th overall) and 12th (331st overall) round picks in 1991
 4/22 5th (135th overall) and 6th (163rd overall) round picks in 1991 to Green Bay for 5th (121st overall) in 1991 in draft trade-up
 9/3 WR Randal Hill to Phoenix for 1st (seventh overall) round pick in 1992

1992

- 4/27 7th (182nd overall) round pick in 1992 to Atlanta for 7th (185th overall) and 12th (328th overall) round picks in 1992 in draft trade-down
 4/27 7th (185th overall) round pick in 1992 to L.A. Raiders for 7th (191st overall) and 11th (296th overall) round picks in 1992 draft trade-down
 5/26 RB Sammie Smith to Denver for RB Bobby Humphrey

1993

- 4/1 2nd (52nd overall) round pick in 1993 and 3rd (88th overall) round pick in 1994 to New England for WR Irving Fryar
 7/13 G Gene Williams to Cleveland for 4th (110th overall) round pick in 1994

1994

- 3/24 WR Tony Martin to San Diego for 4th (113th overall) round pick in 1994
 4/24 1st (16th overall) round pick in 1994 to Green Bay for 1st (20th overall) and 3rd (89th overall) round picks in 1994 in draft trade-down
 4/24 3rd (89th overall), 4th (115th overall) and 4th (121st overall) round picks in 1994 to Arizona for 2nd (65th overall) round pick in 1994 in draft trade-up

1995

- 3/21 WR Mark Ingram to Green Bay for 4th (116th overall) round pick in 1995
 3/29 TE Keith Jackson and 4th (116th overall) round pick to Green Bay for 2nd (53rd overall) round pick in 1995
 4/3 CB Terrell Buckley from Green Bay for past considerations
 4/4 2nd (56th overall) round pick and 3rd (87th overall) round pick in 1995 to Chicago for DE Trace Armstrong
 8/27 TE Pete Mitchell to Jacksonville for WR Mike Williams

1996

- 3/4 5th (145th overall) round pick in 1997 to N.Y. Jets for T James Brown
 4/20 2nd (49th overall) round pick in 1996 to Dallas for 2nd (60th overall) and 4th (99th overall) round picks in 1996 in draft trade-down
 4/20 2nd (60th overall) and 4th (99th overall) round picks in 1996 to Jacksonville for 3rd (79th overall), 4th (98th and 134th overall) and 5th (150th overall) round picks in 1996 in draft trade-down
 4/21 4th (98th overall) round pick in 1996 and 7th (214th overall) round pick in 1997 to Kansas City for 4th (113th and 125th overall) round picks in 1996 in draft trade-down

- 8/19 RB Terry Kirby to San Francisco for 4th (123rd overall) round pick in 1997
 8/21 K Pete Stoyanovich to Kansas City for 5th (149th overall) round pick in 1997
 10/1 T Billy Milner to St. Louis for TE Troy Drayton

1997

- 4/20 4th (112th overall) round pick in 1997 to St. Louis for 4th (121st overall) and 6th (170th and 173rd overall) round picks in 1997 in draft trade-down
 4/20 4th (123rd overall) round pick in 1997 to Oakland for 5th (157th overall), 6th (166th overall) and 7th (203rd overall) round picks in 1997 in draft trade-down
 8/24 Conditional draft choice in 1998 to Green Bay for WR Qadry Ismail

1998

- 4/16 1st round pick in 2000 to Carolina for 2nd (44th overall) round pick in 1998
 4/18 1st (19th overall) round pick in 1998 to Green Bay for 1st (29th overall) and 2nd (60th overall) round picks in 1998 in draft trade-down.
 4/18 2nd (60th overall) round pick in 1998 to Detroit for 3rd (79th overall), 5th (143rd overall) and 6th (172nd overall) round picks in 1998 in draft trade-down.
 4/19 4th (112th overall) and 5th (142nd overall) round picks in 1998 to Philadelphia for 4th (102nd overall) round pick in 1998 in draft trade-up.

1999

- 2/12 7th (231st overall) round pick in 1999 to N.Y. Giants for RB Tyrone Wheatley
 3/1 5th (157th overall) round pick in 1999 to San Francisco for G Kevin Gogan
 4/17 1st (24th overall) round pick in 1999 to San Francisco for 1st (27th overall) and 5th (134th overall) round picks in 1999 in draft trade-down
 4/17 1st (27th overall) round pick in 1999 to Detroit for 2nd (39th overall), 3rd (70th overall) and 5th (142nd overall) round picks in 1999 in draft trade-down
 4/17 2nd (54th overall) and 3rd (84th overall) round picks in 1999 and 6th round pick (188th overall) in 2000 to Kansas City for 2nd (43rd overall) round pick in 1999 in draft trade-up
 4/17 3rd (70th overall) round pick in 1999 to Detroit for 3rd (72nd overall) and 7th (232nd overall) round picks in 1999 in draft trade-down
 9/4 DT Barron Tanner to Washington for a 6th (177th overall) round draft pick
 9/6 7th (230th overall) round pick in 2000 to San Francisco for QB Jim Druckenmiller
 9/21 RB John Avery to Denver for WR Marcus Nash
 10/19 RB Karim Abdul-Jabbar to Cleveland for 6th (167th overall) round pick in 2000

2000

- 3/9 7th (224th overall) round pick in 2001 to Washington for P Matt Turk
 4/16 P Brent Bartholomew to Chicago for 7th (232nd overall) round pick in 2000 and 7th (208th overall) round pick in 2001

- 8/22 WR Nate Jacquet to San Diego for 6th (164th overall) round pick in 2001
 8/22 7th (237th overall) round pick in 2002 to Dallas for WR Jeff Ogden
 10/2 7th (208th overall) round pick in 2001 to Chicago for TE Alonzo Mayes

2001

- 4/21 2nd (56th overall) and 4th (122nd overall) round picks in 2001 to Dallas for 2nd (52nd overall) round pick in 2001
 4/21 2nd (59th overall) round pick in 2002 to Philadelphia for 3rd (88th overall) and 6th (187th overall) round picks in 2001
 8/22 6th (199th overall) round pick in 2002 and 6th (191st overall) round pick in 2003 to Chicago for QB Cade McNown and 7th (241st overall) round pick in 2002

2002

- 3/8 1st (25th overall) and 4th (125th overall) round picks in 2002 and 1st (18th overall) round pick in 2003 to New Orleans for RB Ricky Williams and 4th (114th overall) round pick in 2002
 3/12 RB J.J. Johnson to Cleveland for conditional 7th round pick in 2004
 6/13 QB Cade McNown to San Francisco for conditional 7th round pick in 2003
 7/19 DE Al Wallace and 4th (119th overall) round pick in 2003 to Carolina for DE Jay Williams
 8/20 T Cornell Green to Tampa Bay for 7th (247th overall) round pick in 2003
 8/22 7th (232nd overall) round pick in 2003 to Washington for QB Sage Rosenfels

2003

- 4/16 5th (154th overall) round pick in 2004 to San Diego for LB Junior Seau
 4/25 2nd round pick in 2004 to New England for 3rd (78th overall) round pick in 2003
 4/27 7th (226th and 247th overall) round picks in 2003 to Carolina for 6th (181st overall) round pick in 2003 in draft trade-up
 5/27 LB Derrick Rodgers to New Orleans for a 7th (219th overall) round pick in 2004
 8/25 S Scott McGarrahan to Green Bay for conditional 7th round draft choice in 2006

2004

- 3/3 2nd (35th overall) round pick in 2005 to Philadelphia for QB A.J. Feeley
 3/18 Cornerback Jamar Fletcher and a 6th (177th overall) round pick in 2005 to San Diego for WR David Boston
 4/24 1st (20th overall) and 4th (119th overall) round picks in 2004 to Minnesota for 1st (19th overall) round pick in 2004
 4/24 3rd (87th overall) round pick to Green Bay for 4th (102nd overall) and 5th (153rd overall) picks in 2004
 4/25 5th (153rd overall) round pick in 2004 to Baltimore for 5th (160th overall) and 7th (222nd overall) picks in 2004
 4/25 6th (186th overall) and 7th (219th overall) round picks in 2004 to Atlanta for 6th (174th overall) round pick in 2004
 8/23 DE Adewale Ogunleye to Chicago for WR Marty Booker and a 3rd (70th overall) round pick in 2005
 9/5 G Brad Bedell to Green Bay for a 7th (212th overall) round pick in 2006

9/9 3rd (66th overall) round pick in 2005 to St. Louis for RB Lamar Gordon

2005

4/23 CB Patrick Surtain and a 5th (138th overall) round pick in 2005 to Kansas City for 2nd (46th overall) and 5th (162nd overall) round picks in 2005

8/4 DE Ronald Fleming to Seattle for CB Kris Richard
8/29 LB Brendon Ayanbadejo to Chicago for TE John Owens and a 7th (233rd overall) round pick in 2006

10/11 RB Jesse Chatman to New Orleans for a conditional draft choice.

10/18 QB A.J. Feeley and a 6th (188th overall) round pick in 2006 to San Diego for QB Cleo Lemon

2006

3/15 2nd (51st overall) round pick in 2006 to Minnesota for QB Daunte Culpepper

5/12 Undisclosed conditional draft choice to Detroit for QB Joey Harrington

PLAN B FREE AGENCY

(**Boldface** indicates made active roster)

1989

PLAYERS LEFT UNPROTECTED (25): FB Woody Bennett, S Glenn Blackwood, S Bud Brown, LB Bob Brudzinski, FB Tony Burse, G/C Chris Conlin, RB Joe Cribbs, LB Tony Furrjanic, T Jon Giesler, LB Hugh Green, TE Bruce Hardy, S Liffort Hobley, QB Ron Jaworski, TE Dan Johnson, LB Larry Kolic, NT Mike Lambrecht, CB Don McNeal, LB Scott Nicolas, CB Bruce Plummer, DE Chris Scott, LB Jackie Shipp, FB Chad Stark, C Dwight Stephenson, WR Jimmy Teal and CB Reyna Thompson.

PLAYERS SIGNED (11):

LB **Dave Ahrens** – signed on March 23 (from Detroit)
LB **Greg Clark** – signed on March 15 (from Chicago)
S Steve Gage – signed on February 13 (from Washington)
CB **Ernest Gibson** – signed on February 16 (from New England)
LB **E.J. Junior** – signed on February 25 (from Phoenix)
FB **Marc Logan** – signed on February 16 (from Cincinnati)
TE Jeff Markland – signed on April 1 (from Pittsburgh)
QB Brent Pease – signed on March 20 (from Houston)
RB Eric Starr – signed on March 31 (from Chicago)
DE Don Thorp – signed on April 1 (from Kansas City)
CB Bobby Watkins – signed on March 30 (from Detroit)

PLAYERS LOST (6):

FB Tony Burse – signed on April 1 (by Seattle)
QB **Ron Jaworski** – signed on April 1 (by Kansas City)
NT Mike Lambrecht – signed on March 15 (by N.Y. Giants)
CB Bruce Plummer – signed on March 31 (by Indianapolis)
LB **Jackie Shipp** – signed on March 21 (by L.A. Raiders)
CB **Reyna Thompson** – signed on March 30 (by N.Y. Giants)

1990

PLAYERS LEFT UNPROTECTED (19): LB Dave Ahrens, LB Dana Batiste, FB Tom Brown, LB Bob Brudzinski, T Louis Cheek, LB Greg Clark, DE Jackie Cline, CB Ernest Gibson, T Jon Giesler, LB Hugh Green, RB Lorenzo Hampton, TE Bruce Hardy, G Greg Johnson, CB William Judson, LB Barry Krauss, T Ronnie Lee, CB Don McNeal, QB Cliff Stoudt and G Tom Toth.

PLAYERS SIGNED (9):

CB Donnie Elder – signed on March 29 (from Tampa Bay)
CB **Kerry Glenn** – signed on March 30 (from N.Y. Jets)
LB Stacy Harvey – signed on April 1 (from Kansas City)
RB **Mark Higgs** – signed on March 31 (from Philadelphia)
S **Stevon Moore** – signed on March 31 (from N.Y. Jets)
LB **Cliff Odom** – signed on March 27 (from Indianapolis)

FB **Tony Paige** – signed on March 12 (from Detroit)
LB **Mike Reichenbach** – signed on March 30 (from Philadelphia)
DE **Karl Wilson** – signed on March 26 (from Phoenix)

PLAYERS LOST (11):

LB **Dave Ahrens** – signed on March 9 (by Seattle)
FB Tom Brown – signed on March 29 (by Washington)
T **Louis Cheek** – signed on March 29 (by Dallas)
LB Greg Clark – signed on April 1 (by Green Bay)
DE Jackie Cline – signed on March 29 (by Atlanta)
CB Ernest Gibson – signed on March 29 (by New England)
RB Lorenzo Hampton – signed on March 23 (by Denver)
G Greg Johnson – signed on March 3 (by Dallas)
CB William Judson – signed on March 29 (by Detroit)
T Ronnie Lee – signed on March 1 (by Atlanta)
G **Tom Toth** – signed on March 28 (by San Diego)

1991

PLAYERS LEFT UNPROTECTED (24): S Stefan Adams, TE Greg Baty, DE John Bosa, WR Andre Brown, G Roy Foster, LB Rick Graf, S African Grant, RB Mark Higgs, S Liffort Hobley, WR Jim Jensen, LB E.J. Junior, TE Brian Kinchen, LB Barry Krauss, CB Paul Lankford, FB Garrett Limbrick, CB Michael McGruder, LB Cliff Odom, WR James Pruitt, LB Mike Reichenbach, WR Scott Schwedes, RB Troy Stadford, CB Rodney Thomas, CB Sean Vanhorse and DE Karl Wilson.

PLAYERS SIGNED (5):

LB **Ned Bolcar** – signed on March 26 (from Seattle)
LB **Louis Cooper** – signed on April 1 (from Kansas City)
DE Terry Price – signed on March 11 (from Chicago)
TE Eric Sievers – signed on March 18 (from New England)
RB Don Smith – signed on April 1 (from Buffalo)

PLAYERS LOST (10):

S Stefan Adams – signed on April 1 (by L.A. Raiders)
DE John Bosa – signed on March 15 (by N.Y. Jets)
G **Roy Foster** – signed on March 18 (by San Francisco)
LB **Rick Graf** – signed on March 21 (by Houston)
TE Brian Kinchen – signed on April 1 (by Green Bay)
WR James Pruitt – signed on March 31 (by Minnesota)
RB **Troy Stadford** – signed on April 1 (by Kansas City)
CB Rodney Thomas – signed on March 21 (by L.A. Rams)
CB Sean Vanhorse – signed on March 20 (by Detroit)
DE **Karl Wilson** – signed on March 5 (by L.A. Rams)

1992

PLAYERS LEFT UNPROTECTED (25): WR Fred Banks, TE Greg Baty, LB Louis Cooper, DE Donnie Gardner, CB

Kerry Glenn, LB Hugh Green, LB John Grimsley, S Liffort Holey, S Mike Iaquaniello, WR Jim Jensen, LB E.J. Junior, NT Chuck Klingbeil, CB Paul Lankford, FB Garrett Limbrick, RB Marc Logan, CB Bruce McNorton, S Stevon Moore, LB Cliff Odum, T James Parrish, DE Terry Price, CB Pat Ray, LB Mike Reichenbach, RB Don Smith, DE Pat Swoopes and WR Mike Williams.

PLAYERS SIGNED (6):

CB **Bruce Alexander** – signed on March 26 (from Detroit)
WR **Robert Clark** – signed on March 19 (from Detroit)
DE Tim Downing – signed on February 28 (from N.Y. Giants)

LB Brian Jones – signed on April 1 (from Indianapolis)
NT Gerald Nichols – signed on March 31 (from Tampa Bay)
FB **James Saxon** – signed on March 17 (from Kansas City)

PLAYERS LOST (6):

DE Donnie Gardner – signed on March 3 (by N.Y. Jets)
RB **Marc Logan** – signed on April 1 (by San Francisco)
S **Stevon Moore** – signed on March 25 (by Cleveland)
T James Parrish – signed on February 21 (by San Diego)
DE Terry Price – signed on April 1 (by San Diego)
LB Mike Reichenbach – signed on April 1 (by San Francisco)

FREE AGENTS

(**Boldface** indicates made active roster)

1992

PLAYERS SIGNED (1):

TE **Keith Jackson** – signed on September 29 (from Philadelphia)

1993

PLAYERS SIGNED (4):

FB **Keith Byars** – signed on July 15 (from Philadelphia)
DT **Mike Golic** – signed on June 8 (from Philadelphia)
T Ron Heller – signed on April 20 (from Philadelphia)
WR **Mark Ingram** – signed on March 18 (from N.Y. Giants)

PLAYERS LOST (4):

WR **Mark Clayton** – signed on June 4 (by Green Bay)
TE **Ferrell Edmunds** – signed on March 12 (by Seattle)
G **Harry Galbreath** – signed on March 23 (by Green Bay)
QB **Scott Secules** – signed on March 22 (by New England)

1994

PLAYERS SIGNED (5):

P **Jim Arnold** – signed on April 25 (from Detroit)
S **Gene Atkins** – signed on February 18 (from New Orleans)
CB **Tyrone Braxton** – signed on May 13 (from Denver)
QB **Bernie Kosar** – signed on April 13 (from Dallas)
S **Michael Stewart** – signed on March 9 (from L.A. Rams)

PLAYERS LOST (5):

DE **David Griggs** – signed on March 24 (by San Diego)
DE **Jeff Hunter** – signed on April 25 (by Tampa Bay)
QB **Scott Mitchell** – signed on March 6 (by Detroit)
S **Louis Oliver** – signed on March 15 (by Cincinnati)
C **Jeff Uhlenhake** – signed on April 23 (by New Orleans)

1995

PLAYERS SIGNED (3):

TE **Eric Green** – signed on March 10 (from Pittsburgh)
WR **Randal Hill** – signed on March 7 (from Arizona)
QB **Dan McGwire** – signed on April 24 (from Seattle)

PLAYERS LOST (6):

RB **Aaron Craver** – signed on March 10 (by Denver)
C **Jeff Dellenbach** – signed on March 8 (by New England)
RB **Cleveland Gary** – signed on May 8 (by St. Louis)
S **Chris Green** – signed on June 5 (by Buffalo)
RB **James Saxon** – signed on June 19 (by Kansas City)
DT **Craig Veasey** – signed on June 2 (by Houston)

1996

PLAYERS SIGNED (6):

CB **Robert Bailey** – signed on March 7 (from Dallas)
WR **Fred Barnett** – signed on March 12 (from Philadelphia)
QB **Mike Buck** – signed on April 11 (from Arizona)
C **Cal Dixon** – signed on April 16 (from N.Y. Jets)
WR **Charles Jordan** – signed on March 13 (from Green Bay)
DE **Daniel Stubbs** – signed on April 4 (from Philadelphia)

PLAYERS LOST (4):

DE **Marco Coleman** – signed on March 7 (by San Diego)
LB **Bryan Cox** – signed on February 22 (by Chicago)
WR **Irving Fryar** – signed on March 19 (by Philadelphia)
CB **Troy Vincent** – signed on March 2 (by Philadelphia)

1997

PLAYERS SIGNED (4):

WR **Lawrence Dawsey** – signed on March 24 (from N.Y. Giants)
S **Corey Harris** – signed on March 17 (from Seattle)
TE **Walter Reeves** – signed on March 21 (from San Diego)
S **George Teague** – signed on March 20 (from Dallas)

PLAYERS LOST (1):

WR **Randal Hill** – signed on May 28 (by New Orleans)

1998

PLAYERS SIGNED (2):

G **Kevin Donnalley** – signed on February 17 (from Tennessee)
S **Brock Marion** – signed on March 3 (from Dallas)

PLAYERS LOST (3):

WR **Qadry Ismail** – signed on March 3 (by New Orleans)
G **Everett McIver** – signed on February 23 (by Dallas)
FB **Roosevelt Potts** – signed on February 26 (by Baltimore)

1999

PLAYERS SIGNED (4):

TE **Hunter Goodwin** – signed to offer sheet as a restricted free agent on April 8 (Minnesota declined to match offer sheet on April 9)
CB **Greg Jeffries** – signed on February 18 (from Detroit)
DE **Rich Owens** – signed on March 16 (from Washington)
FB **Roosevelt Potts** – signed on April 1 (from Baltimore)

PLAYERS LOST (2):

TE **Frank Wainright** – signed on February 26 (by Baltimore)
P **Klaus Wilmsmeyer** – signed on April 1 (by Carolina)

2000

PLAYERS SIGNED (4):

QB Jay Fiedler – signed on February 17 (from Jacksonville)
LB Scott Galyon – signed on February 29 (from N.Y. Giants)
G Heath Irwin – signed on February 29 (from New England)
S Brian Walker – signed on February 16 (from Seattle)

PLAYERS LOST (3):

P Tom Hutton – signed on May 16 (by Green Bay)
FB Stanley Pritchett – signed on March 14 (by Philadelphia)
S Shawn Wooden – signed on March 10 (by Chicago)

2001

PLAYERS SIGNED (6):

CB Terry Cousin – signed on March 15 (from Atlanta)
QB Ray Lucas – signed offer sheet on March 9 (from N.Y. Jets). Jets declined to match offer sheet on March 16
WR James McKnight – signed on March 16 (from Dallas)
G Todd Perry – signed on March 3 (from Chicago)
T Marcus Spriggs – signed on April 19 (from Buffalo)
WR Dedric Ward – signed on April 18 (from N.Y. Jets)

PLAYERS LOST (7):

DE Trace Armstrong – signed on March 5 (by Oakland)
G Kevin Donnalley – signed on March 16 (by Carolina)
WR Bert Emanuel – signed on March 30 (by New England)
LB Larry Izzo – signed on March 6 (by New England)
DE Rich Owens – signed on April 9 (by Kansas City)
CB Terrance Shaw – signed on March 23 (by New England)
T Richmond Webb – signed on April 30 (by Cincinnati)

2002

PLAYERS SIGNED (1):

DT Larry Chester – signed on March 5 (from Carolina)

PLAYERS LOST (7):

DE Lorenzo Bromell – signed on April 12 (by Minnesota)
CB Terry Cousin – signed on March 19 (by Carolina)
T Spencer Folau – signed on April 12 (by New Orleans)
DE Kenny Mixon – signed on March 12 (by Minnesota)
RB Lamar Smith – signed on March 25 (by Carolina)
P Matt Turk – signed on April 22 (by N.Y. Jets)
S Brian Walker – signed on March 5 (by Detroit)

2003

PLAYERS SIGNED (6):

TE Marco Battaglia – signed on March 25 (from Pittsburgh)
CB Terrell Buckley – signed on March 13 (from New England)
S Sammy Knight – signed on May 13 (from New Orleans)
KR Charlie Rogers – signed on April 11 (from Buffalo)
WR Derrius Thompson – signed on March 8 (from Washington)
DT Jeff Zgonina – signed on March 31 (from St. Louis)

PLAYERS LOST (6):

TE Desmond Clark – signed on March 3 (by Chicago)
DT Jermaine Haley – signed offer sheet on April 18 (by Washington). Dolphins declined to match offer sheet on April 25

CB Paul Miranda – signed on June 3 (by Oakland)

T Brent Smith – signed on May 6 (by N.Y. Jets)

T Marcus Spriggs – signed on June 3 (by Green Bay)

TE Jed Weaver – signed on March 14 (by San Francisco)

2004

PLAYERS SIGNED (9):

x-S Chris Akins – signed on March 5 (from New England)
S Antuan Edwards – signed on April 12 (from Green Bay)
CB Reggie Howard – signed on March 5 (from Carolina)
G Geno James – signed on March 5 (from Carolina)
TE John Jones – signed on March 29 (from Baltimore)
T Damion McIntosh – signed on March 16 (from San Diego)
RB Sammy Morris – signed on March 12 (from Buffalo)
T John St. Clair – signed on March 12 (from St. Louis)
WR Terrence Wilkins – signed on March 16 (from Indianapolis)

x - Injured Reserve in '04

PLAYERS LOST (4):

FB Obafemi Ayanbadejo – signed on March 6 (by Arizona)
CB Terrell Buckley – signed on June 8 (by New England)
LB Tommy Hendricks – signed on March 8 (by Jacksonville)
T Todd Wade – signed on March 4 (by Houston)

2005

PLAYERS SIGNED (6):

T Damion Cook – signed on March 21 (from Cleveland)
FB Heath Evans – signed on March 17 (from Seattle)
QB Gus Ferrotte – signed on March 17 (from Minnesota)
T Stockar McDougle – signed on March 15 (from Detroit)
LB Donnie Spragan – signed on March 11 (from Denver)
S Travares Tillman – signed on March 4 (from Carolina)

PLAYERS LOST (3):

LB Morlon Greenwood – signed on March 3 (by Houston)
S Sammy Knight – signed on March 11 (by Kansas City)
DT Bryan Robinson – signed on March 14 (by Cincinnati)

2006

PLAYERS SIGNED (11):

CB Will Allen – signed on March 20 (from N.Y. Giants)
FB Fred Beasley – signed on March 27 (from San Francisco)
S Deke Cooper – signed on April 5 (from Jacksonville)
CB André Goodman – signed on March 13 (from Detroit)
TE Keith Heinrich – signed on May 15 (from Cleveland)
DB Renaldo Hill – signed on March 17 (from Oakland)
LB Sedrick Hodge – signed on March 13 (from New Orleans)
LB Keith Newman – signed on May 15 (from Minnesota)
T Mike Pearson – signed on May 1 (from Jacksonville)
TE Justin Peelle – signed on March 20 (from San Diego)
T L.J. Shelton – signed on March 13 (from Cleveland)

PLAYERS LOST (4):

WR Bryan Gilmore – signed on March 14 (by San Francisco)
T Stockar McDougle – signed on March 16 (by Jacksonville)
QB Sage Rosenfels – signed on March 12 (by Houston)
CB Kiwaukee Thomas – signed on April 5 (by Buffalo)

2006 NFL SCHEDULE

National Football League
280 Park Avenue, New York, NY 10017
Phone: 212-450-2000

AMERICAN CONFERENCE

EAST

Buffalo
Miami
New England
N.Y. Jets

SOUTH

Houston
Indianapolis
Jacksonville
Tennessee

NORTH

Baltimore
Cincinnati
Cleveland
Pittsburgh

WEST

Denver
Kansas City
Oakland
San Diego

NATIONAL CONFERENCE

EAST

Dallas
N.Y. Giants
Philadelphia
Washington

SOUTH

Atlanta
Carolina
New Orleans
Tampa Bay

NORTH

Chicago
Detroit
Green Bay
Minnesota

WEST

Arizona
Saint Louis
San Francisco
Seattle

2006 NFL Schedule

(All times local)

THURSDAY, SEPTEMBER 7

Miami at Pittsburgh 8:30

**SUNDAY, SEPTEMBER 10

Atlanta at Carolina 1:00

New Orleans at Cleveland 1:00

Seattle at Detroit 1:00

Philadelphia at Houston 12:00

Cincinnati at Kansas City 12:00

Buffalo at New England 1:00

Denver at St. Louis 12:00

Baltimore at Tampa Bay 1:00

N.Y. Jets at Tennessee 12:00

San Francisco at Arizona 1:15

Chicago at Green Bay 3:15

Dallas at Jacksonville 4:15

Indianapolis at N.Y. Giants 8:15

MONDAY, SEPTEMBER 11

Minnesota at Washington 7:00

San Diego at Oakland 7:15

**SUNDAY, SEPTEMBER 17

Tampa Bay at Atlanta 1:00

Oakland at Baltimore 1:00

Detroit at Chicago 12:00

Cleveland at Cincinnati 1:00

New Orleans at Green Bay 12:00

Houston at Indianapolis 1:00

Buffalo at Miami 1:00

Carolina at Minnesota 12:00

N.Y. Giants at Philadelphia 1:00

St. Louis at San Francisco 1:05

Arizona at Seattle 1:05

Kansas City at Denver 2:15

New England at N.Y. Jets 4:15

Tennessee at San Diego 1:15

Washington at Dallas 7:15

MONDAY, SEPTEMBER 18

Pittsburgh at Jacksonville 8:30

**SUNDAY, SEPTEMBER 24

(Byes: Dallas, Kansas City, Oakland, San Diego)

N.Y. Jets at Buffalo 1:00

Green Bay at Detroit 1:00

Washington at Houston 12:00

Jacksonville at Indianapolis 1:00

Tennessee at Miami 1:00

Chicago at Minnesota 12:00

Cincinnati at Pittsburgh 1:00

Carolina at Tampa Bay 1:00

Baltimore at Cleveland 4:05

St. Louis at Arizona 1:15

Philadelphia at San Francisco 1:15

N.Y. Giants at Seattle 1:15

Denver at New England 8:15

MONDAY, SEPTEMBER 25

Atlanta at New Orleans 7:30

*SUNDAY, OCTOBER 1

(Byes: Denver, N.Y. Giants, Pittsburgh, Tampa Bay)

Arizona at Atlanta 1:00

San Diego at Baltimore 1:00

Minnesota at Buffalo 1:00

New Orleans at Carolina 1:00

Miami at Houston 12:00

San Francisco at Kansas City 12:00

Indianapolis at N.Y. Jets 1:00

Dallas at Tennessee 12:00

Detroit at St. Louis 3:05

New England at Cincinnati 4:15

Cleveland at Oakland 1:15

Jacksonville at Washington 4:15

Seattle at Chicago 7:15

MONDAY, OCTOBER 2

Green Bay at Philadelphia 8:30

**SUNDAY, OCTOBER 8

(Byes: Atlanta, Cincinnati, Houston, Seattle)

Cleveland at Carolina 1:00

Buffalo at Chicago 12:00

St. Louis at Green Bay 12:00

Tennessee at Indianapolis 1:00

Detroit at Minnesota 12:00

Miami at New England 1:00

Tampa Bay at New Orleans 12:00

Washington at N.Y. Giants 1:00

Kansas City at Arizona 1:05

N.Y. Jets at Jacksonville 4:05

Oakland at San Francisco 1:05

Dallas at Philadelphia 4:15

Pittsburgh at San Diego 5:15

MONDAY, OCTOBER 9

Baltimore at Denver 6:30

*SUNDAY, OCTOBER 15

(Byes: Cleveland, Green Bay, Indianapolis, Jacksonville, Minnesota, New England)

N.Y. Giants at Atlanta 1:00

Carolina at Baltimore 1:00

Houston at Dallas 12:00

Buffalo at Detroit 1:00

Philadelphia at New Orleans 12:00

Seattle at St. Louis 12:00

Cincinnati at Tampa Bay 1:00

Tennessee at Washington 1:00

Miami at N.Y. Jets 4:15

Kansas City at Pittsburgh 4:15

San Diego at San Francisco 1:15

Oakland at Denver 6:15

MONDAY, OCTOBER 16

Chicago at Arizona 5:30

**SUNDAY, OCTOBER 22

(Byes: Baltimore, Chicago, New Orleans, St. Louis, San Francisco, Tennessee)

Pittsburgh at Atlanta 1:00

New England at Buffalo 1:00

Carolina at Cincinnati 1:00

Jacksonville at Houston 12:00

San Diego at Kansas City 12:00

Green Bay at Miami 1:00

Detroit at N.Y. Jets 1:00

Philadelphia at Tampa Bay 1:00

Denver at Cleveland 4:05

Washington at Indianapolis 4:15

Arizona at Oakland 1:15

Minnesota at Seattle 1:15

MONDAY, OCTOBER 23

N.Y. Giants at Dallas 7:30

*SUNDAY, OCTOBER 29

(Byes: Buffalo, Detroit, Miami, Washington)

San Francisco at Chicago 12:00

Atlanta at Cincinnati 1:00

Arizona at Green Bay 12:00

Seattle at Kansas City	12:00
Baltimore at New Orleans	12:00
Tampa Bay at N.Y. Giants	1:00
Jacksonville at Philadelphia	1:00
Houston at Tennessee	12:00
St. Louis at San Diego	1:05
N.Y. Jets at Cleveland	4:15
Indianapolis at Denver	2:15
Pittsburgh at Oakland	1:15
Dallas at Carolina	8:15

MONDAY, OCTOBER 30

New England at Minnesota	7:30
--------------------------	------

*SUNDAY, NOVEMBER 5

(Byes: Arizona, Carolina, N.Y. Jets, Philadelphia)

Cincinnati at Baltimore	1:00
Green Bay at Buffalo	1:00
Miami at Chicago	12:00
Atlanta at Detroit	1:00
Tennessee at Jacksonville	1:00
Houston at N.Y. Giants	1:00
Kansas City at St. Louis	12:00
New Orleans at Tampa Bay	1:00
Dallas at Washington	1:00
Minnesota at San Francisco	1:05
Denver at Pittsburgh	4:15
Cleveland at San Diego	1:15
Indianapolis at New England	8:15

MONDAY, NOVEMBER 6

Oakland at Seattle	5:30
--------------------	------

**SUNDAY, NOVEMBER 12

Cleveland at Atlanta	1:00
San Diego at Cincinnati	1:00
San Francisco at Detroit	1:00
Buffalo at Indianapolis	1:00
Houston at Jacksonville	1:00
Kansas City at Miami	1:00
Green Bay at Minnesota	12:00
N.Y. Jets at New England	1:00
Chicago at N.Y. Giants	1:00
Washington at Philadelphia	1:00
New Orleans at Pittsburgh	1:00
Baltimore at Tennessee	12:00
Denver at Oakland	1:05
Dallas at Arizona	2:15
St. Louis at Seattle	1:15
NBC GAME TBD@	

MONDAY, NOVEMBER 13

Tampa Bay at Carolina	8:30
-----------------------	------

*SUNDAY, NOVEMBER 19

Atlanta at Baltimore	1:00
St. Louis at Carolina	1:00
Pittsburgh at Cleveland	1:00
Indianapolis at Dallas	12:00
New England at Green Bay	12:00
Buffalo at Houston	12:00
Oakland at Kansas City	12:00
Minnesota at Miami	1:00
Cincinnati at New Orleans	12:00
Chicago at N.Y. Jets	1:00
Tennessee at Philadelphia	1:00
Washington at Tampa Bay	1:00
Detroit at Arizona	2:05
Seattle at San Francisco	1:05
San Diego at Denver	2:15
NBC GAME TBD@	

MONDAY, NOVEMBER 20

N.Y. Giants at Jacksonville	8:30
-----------------------------	------

THURSDAY, NOVEMBER 23

Miami at Detroit	12:30
Tampa Bay at Dallas	3:15
Denver at Kansas City	7:00

**SUNDAY, NOVEMBER 26

New Orleans at Atlanta	1:00
Pittsburgh at Baltimore	1:00
Jacksonville at Buffalo	1:00
Cincinnati at Cleveland	1:00
Philadelphia at Indianapolis	1:00
Arizona at Minnesota	12:00
Chicago at New England	1:00
Houston at N.Y. Jets	1:00
San Francisco at St. Louis	12:00
N.Y. Giants at Tennessee	12:00
Carolina at Washington	1:00
Oakland at San Diego	1:05
NBC GAME TBD@	

MONDAY, NOVEMBER 27

Green Bay at Seattle	5:30
----------------------	------

THURSDAY, NOVEMBER 30

Baltimore at Cincinnati	8:00
-------------------------	------

**SUNDAY, DECEMBER 3

San Diego at Buffalo	1:00
Minnesota at Chicago	12:00
Kansas City at Cleveland	1:00
N.Y. Jets at Green Bay	12:00
Jacksonville at Miami	1:00
Detroit at New England	1:00
San Francisco at New Orleans	12:00
Dallas at N.Y. Giants	1:00
Tampa Bay at Pittsburgh	1:00
Arizona at St. Louis	12:00
Indianapolis at Tennessee	12:00
Atlanta at Washington	1:00
Houston at Oakland	1:05
Seattle at Denver	2:15
NBC GAME TBD@	

MONDAY, DECEMBER 4

Carolina at Philadelphia	8:30
--------------------------	------

THURSDAY, DECEMBER 7

Cleveland at Pittsburgh	8:00
-------------------------	------

*SUNDAY, DECEMBER 10

N.Y. Giants at Carolina	1:00
Oakland at Cincinnati	1:00
New Orleans at Dallas	12:00
Minnesota at Detroit	1:00
Tennessee at Houston	12:00
Indianapolis at Jacksonville	1:00
Baltimore at Kansas City	12:00
New England at Miami	1:00
Buffalo at N.Y. Jets	1:00
Atlanta at Tampa Bay	1:00
Philadelphia at Washington	1:00
Seattle at Arizona	2:05
Green Bay at San Francisco	1:05
Denver at San Diego	1:15
NBC GAME TBD@	

MONDAY, DECEMBER 11

Chicago at St. Louis	7:30
----------------------	------

THURSDAY, DECEMBER 14

San Francisco at Seattle	5:00
--------------------------	------

SATURDAY, DECEMBER 16

Dallas at Atlanta	8:00
-------------------	------

**SUNDAY, DECEMBER 17

Cleveland at Baltimore	1:00
Miami at Buffalo	1:00
Pittsburgh at Carolina	1:00
Tampa Bay at Chicago	12:00

Detroit at Green Bay	12:00
N.Y. Jets at Minnesota	12:00
Houston at New England	1:00
Washington at New Orleans	12:00
Philadelphia at N.Y. Giants	1:00
Jacksonville at Tennessee	12:00
Denver at Arizona	2:05
Kansas City at San Diego	1:05
St. Louis at Oakland	1:15
NBC GAME TBD@	

MONDAY, DECEMBER 18

Cincinnati at Indianapolis	8:30
----------------------------	------

THURSDAY, DECEMBER 21

Minnesota at Green Bay	7:00
------------------------	------

*SATURDAY, DECEMBER 23

Kansas City at Oakland	5:00
------------------------	------

*SUNDAY, DECEMBER 24

Carolina at Atlanta	1:00
Tennessee at Buffalo	1:00
Tampa Bay at Cleveland	1:00
Chicago at Detroit	1:00
Indianapolis at Houston	12:00
New England at Jacksonville	1:00
New Orleans at N.Y. Giants	1:00
Baltimore at Pittsburgh	1:00
Washington at St. Louis	12:00
Arizona at San Francisco	1:05
Cincinnati at Denver	2:15
San Diego at Seattle	1:15

MONDAY, DECEMBER 25

Philadelphia at Dallas	4:00
------------------------	------

N.Y. Jets at Miami 8:30

SATURDAY, DECEMBER 30

N.Y. Giants at Washington	8:00
---------------------------	------

***SUNDAY, DECEMBER 31

Buffalo at Baltimore	1:00
Green Bay at Chicago	12:00
Pittsburgh at Cincinnati	1:00
Detroit at Dallas	12:00
Cleveland at Houston	12:00
Miami at Indianapolis	1:00
Jacksonville at Kansas City	12:00
St. Louis at Minnesota	12:00
Carolina at New Orleans	12:00
Oakland at N.Y. Jets	1:00
Atlanta at Philadelphia	1:00
Seattle at Tampa Bay	1:00
New England at Tennessee	12:00
San Francisco at Denver	2:15
Arizona at San Diego	1:15
NBC GAME TBD@	

* CBS National Weekend

** FOX National Weekend

*** CBS & FOX National Weekend

@ The NFL's primetime "flexible scheduling" takes place on Sunday nights on NBC, from Weeks 10-15 and in Week 17, starting with the games of November 12. The Sunday night game in those weeks will be listed as "TBD." One game from that Sunday afternoon will be moved to Sunday night at 8:15 PM ET. The move will be announced 12 days before the game. For Week 17, the move may be announced six days before the game.

2006 OPPONENTS

BUFFALO BILLS

Sun., Sept. 17 at Miami – 1:00 p.m. EDT/CBS-TV
 Sun., Dec. 17 at Buffalo – 1:00 p.m. EST/CBS-TV*
 * Kickoff time can potentially be moved, including to 8:15 p.m. on NBC-TV

Address: One Bills Drive
 Orchard Park, NY 14127-2296

Phone: (716) 648-1800

Chairman: Ralph C. Wilson, Jr.

G.M./Football Operations: Marv Levy

Head Coach: Dick Jauron

(6th NFL Season, 1st with Bills)

Career Record: 35-45

Bills Record: 0-0

Public Relations: Scott Berchtold/Chris Jenkins

Stadium (Year Opened): Ralph Wilson Stadium (1973)

Capacity: 73,967

Playing Surface: AstroPlay

Division: AFC East

2005 Record: 5-11 (3rd, AFC East)

Regular Season Record vs. Dolphins: 30-49-1

Postseason Record vs. Dolphins: 3-1



BUFFALO BILLS VS. MIAMI (Regular Season)

RUSHING

NAME	G	ATT.	YDS.	AVG.	TD
Willis McGahee	4	107	369	3.4	1
Joe Burns	8	13	52	4.0	0
Kelly Holcomb	2	4	11	2.8	0
J. P. Losman	1	3	10	3.3	0
Peerless Price	8	1	4	4.0	0
Shaud Williams	2	4	3	0.8	0
Brian Moorman	6	1	-6	-6.0	0

RECEIVING

NAME	G	NO.	YDS.	AVG.	TD
Peerless Price	8	15	269	17.9	2
Lee Evans	4	14	324	23.1	5
Josh Reed	8	12	122	10.2	0
Willis McGahee	4	8	58	7.3	0
Daimon Shelton	6	4	33	8.3	0
André Davis	2	2	47	23.5	0
Ryan Neufeld	6	2	40	20.0	0
Shaud Williams	2	2	15	7.5	0
Roscoe Parrish	1	2	17	8.5	0
Sam Aiken	4	1	22	22.0	0
Joe Burns	8	1	6	6.0	0

PASSING

NAME	G	ATT.	CMP.	YDS.	TD	INT.
J.P. Losman	1	26	13	224	3	1
Kelly Holcomb	2	26	20	169	1	0

• The Dolphins and Bills split the season series in 2005. Buffalo won 20-14 at Ralph Wilson Stadium on October 9, while Miami won at home on December 4. This marked the first

time in seven years that the teams split their season series.

• In the game at Miami, the Dolphins completed their second-largest comeback win in franchise history with 21 unanswered points in the fourth quarter to overcome a 23-3 deficit. Wide receiver Chris Chambers set franchise records with 15 receptions for 238 yards and caught the game-winning touchdown with six seconds remaining.

• Miami leads the all-time regular season series by a 49-30-1 margin. The Dolphins own a 22-18 advantage at Ralph Wilson Stadium and 27-12-1 mark at home. Miami has lost both postseason contests at Buffalo, while the teams have split two at Miami.

• In their 40-year history playing each other, the Dolphins have swept the regular season series on 19 occasions, while the Bills have done so nine times.

• Miami set the NFL record for consecutive wins over one team with 20 against Buffalo from 1970-79.

CAROLINA PANTHERS

Thurs., Aug. 24 at Carolina (preseason) – 8:00 p.m. EDT/FOX-TV

Address: 800 South Mint Street
 Charlotte, NC 28202

Phone: (704) 358-7000

Owner/Founder: Jerry Richardson

General Manager: Marty Hurney

Head Coach: John Fox

(5th NFL Season, 5th with Panthers)

Career Record: 36-28

Panthers Record: 36-28

Public Relations: Charlie Dayton/Bruce Speight/
 Steven Drummond/Deedee Mills

Stadium (Year Opened): Bank of America
 Stadium (1996)

Capacity: 73,298

Playing Surface: Grass

Division: NFC South

2005 Record: 11-5 (2nd, NFC South,
 Advanced to NFC Championship Game)

Regular Season Record vs. Dolphins: 0-3



CAROLINA PANTHERS VS. MIAMI (Regular Season)

RUSHING

NAME	G	ATT.	YDS.	AVG.	TD
DeShaun Foster	1	8	27	3.4	0
Chris Weinke	1	1	16	16.0	0
Brad Hoover	2	3	8	2.7	2
Steve Smith	2	3	8	2.7	0

RECEIVING

NAME	G	NO.	YDS.	AVG.	TD
Ricky Proehl	6	13	169	13.0	1
Steve Smith	2	12	199	16.6	3

Drew Carter	3	5	103	20.6	1
Kris Mangum	2	2	32	16.0	0
Brad Hoover	2	1	6	6.0	0

PASSING

NAME	G	ATT.	CMP.	YDS.	TD	INT.
Jake Delhomme	1	35	19	285	3	1
Chris Weinke	1	21	9	158	0	1

• This will be the initial preseason contest between the Dolphins and the Panthers.

• These teams faced one another in South Florida on September 25, 2005, as the Dolphins edged the Panthers, 27-24. Carolina's Steve Smith had 11 catches for 170 yards and three touchdowns. Chris Chambers countered with six grabs for 93 yards, including an acrobatic one-handed 42-yard touchdown reception. With the score tied at 24, Lance Schulters' interception of a Jake Delhomme pass and subsequent 37-yard return to the Carolina 25 set up Olindo Mare's 32-yard game-winning field goal with four seconds to play.

• The Dolphins lead the all-time regular season series, 3-0. The first contest occurred on November 15, 1998 at Bank of America Stadium, when Miami registered a 13-9 victory over Carolina. Karim Abdul-Jabbar carried 25 times for 127 yards and a touchdown in that contest Carolina is the only team never to have registered a regular season win against Miami.

CHICAGO BEARS

Sun., Nov. 5 at Chicago – 1:00 p.m. EST/CBS-TV

Address: Halas Hall
1000 Football Drive
Lake Forest, IL 60045

Phone: (847) 295-6600

President and CEO: Ted Phillips

General Manager: Jerry Angelo

Head Coach: Lovie Smith
(3rd NFL Season, 3rd with Bears)

Career Record: 16-16

Bears Record: 16-16

Public Relations: Scott Hagel/Jim Christman/
Roger Hacker/Sharon Lehner

Stadium (Year Opened): Soldier Field (1924)

Capacity: 61,500

Playing Surface: Grass

Division: NFC North

2005 Record: 11-5 (1st, NFC North)

Preseason Record vs. Dolphins: 7-4-1

Regular Season Record vs. Dolphins: 3-6

CHICAGO BEARS VS. MIAMI (Regular Season)

RUSHING

NAME	G	ATT.	YDS.	AVG.	TD
Adrian Peterson	1	3	11	3.7	0

RECEIVING

NAME	G	NO.	YDS.	AVG.	TD
M. Muhammad	2	7	66	9.4	0
Desmond Clark	1	4	31	7.8	1

John Gilmore	1	2	24	12.0	0
Adrian Peterson	1	1	7	7.0	0
Ron Johnson	1	1	5	5.0	0

PASSING

NAME	G	ATT.	CMP.	YDS.	TD	INT.
Brian Griese	4	135	81	860	6	3

• The Dolphins lead the all-time regular season series, 6-3, including a 27-9 win in the most recent meeting, on December 9, 2002 at Dolphin Stadium. On that Monday night, Miami unveiled aqua-on-aqua uniforms, while running back Ricky Williams recorded his second straight 200-yard rushing performance, totaling 216 yards and two touchdowns on 31 carries.

• The last three meetings between these teams have taken place at Dolphin Stadium. The Bears and Dolphins last squared off at Soldier Field on November 24, 1991, when Miami prevailed, 16-13, in overtime on Pete Stoyanovich's 27-yard field goal.

• The Dolphins are 2-1 all-time at Chicago. The Bears' win came when they captured a season-opener, 34-7, on September 4, 1988. Running back Neal Anderson rushed 24 times for 123 yards and two touchdowns, while the Dolphins managed only 163 total yards.

DETROIT LIONS

Thurs., Nov. 23 at Detroit – 12:30 p.m. EST/CBS-TV

Address: 222 Republic Drive
Allen Park, MI 48101

Phone: (248) 335-4131

Owner and Chairman: William Clay Ford

President and CEO: Matt Millen

Head Coach: Rod Marinelli
(1st NFL Season, 1st with Lions)

Career Record: 0-0

Lions Record: 0-0

Public Relations: Bill Keenist/Matt Barnhart/
Deanna Caldwell/Chrissie Zavicar

Stadium (Year Opened): Ford Field (2002)

Capacity: 65,000

Playing Surface: FieldTurf

Division: NFC North

2005 Record: 5-11 (3rd, NFC North)

Regular Season Record vs. Dolphins: 2-6

DETROIT LIONS VS. MIAMI (Regular Season)

RUSHING

NAME	G	ATT.	YDS.	AVG.	TD
Shawn Bryson	4	33	134	4.1	0
Cory Schlesinger	3	8	28	3.5	1

RECEIVING

NAME	G	NO.	YDS.	AVG.	TD
Marcus Pollard	14	26	371	14.3	3
Cory Bradford	2	2	85	42.5	1

PASSING

NAME	G	ATT.	CMP.	YDS.	TD	INT.
Jon Kitna	1	15	6	54	0	4
Josh McCown	1	31	18	162	1	0

- Miami owns a 6-2 advantage in this series and has won each of the last four games. In the most recent matchup, the Dolphins captured a 49-21 decision on September 8, 2002 at Miami, when in his Dolphins debut, running back Ricky Williams rushed for 111 yards and two touchdowns on 20 carries. In his first NFL game, Dolphins tight end Randy McMichael caught four passes for 73 yards and a touchdown. Current Dolphins quarterback Joey Harrington played in a reserve role for the Lions that day, going 4-11 for 41 yards in his first NFL contest.

- This will mark the Dolphins' first visit to Ford Field. The Dolphins are 2-2 when playing at Detroit during the regular season.

- The teams last faced each other at Detroit on November 5, 2000, when Miami prevailed, 23-8, at the Silverdome. Dolphins' running back Lamar Smith led the way with 24 carries for 125 yards and two touchdowns, including a 46-yarder on the first play from scrimmage.

- Detroit's last win in the series was a 17-13 decision at the Silverdome on September 15, 1991. Hall of Fame running back Barry Sanders carried 32 times for 143 yards on the day.

- This will be the Dolphins' sixth Thanksgiving Day game and they are 4-1 in their five prior appearances. They previously have played the St. Louis Cardinals (1977) and Dallas Cowboys (1973, 1993, 1999, 2003).

- Coming into the 2006 season, the Dolphins are 24-23 all-time at indoor venues. Overall, they are 13-6 against Indianapolis (RCA Dome), 6-6 against the Houston Oilers (Astrodome), 2-2 against Detroit (Silverdome), 1-3 against New Orleans (Superdome), 1-1 against Seattle (Kingdome), 0-1 against Atlanta (Georgia Dome), 0-3 against Minnesota (Metrodome) and 1-1 against St. Louis (Edward Jones Dome).

GREEN BAY PACKERS

Sun., Oct. 22 at Miami – 1:00 p.m. EDT/FOX-TV

Address: 1265 Lombardi Avenue
Green Bay, WI 54304

Phone: (920) 569-7500

President & COO: John Jones

Exec. VP/G.M.: Ted Thompson

Head Coach: Mike McCarthy

(1st NFL Season, 1st with Packers)

Career Record: 0-0

Packers Record: 0-0

Public Relations: Jeff Blumb/Aaron Popkey/
Zak Gilbert/Sarah Quick/Adam Woullard

Stadium (Year Opened): Lambeau Field (1957)

Capacity: 60,790

Playing Surface: Grass

Division: NFC North

2005 Record: 4-12 (4th, NFC North)

Regular Season Record vs. Dolphins: 2-9



GREEN BAY PACKERS VS. MIAMI

(Regular Season)

RUSHING

NAME	G	ATT.	YDS.	AVG.	TD
Ahman Green	2	34	166	4.9	1
William Henderson	3	4	22	5.5	0
Brett Favre	4	7	11	1.6	0
Najeh Davenport	1	1	4	4.0	0

RECEIVING

NAME	G	NO.	YDS.	AVG.	TD
William Henderson	3	10	88	8.8	1
Ahman Green	2	9	90	10.0	1
Bubba Franks	2	6	71	11.8	0
Donald Driver	2	3	60	20.0	0
Marc Boerigter	1	2	34	17.0	0
Rod Gardner	1	1	13	13.0	0

PASSING

NAME	G	ATT.	CMP.	YDS.	TD	INT.
Brett Favre	4	147	92	996	5	3

- Miami leads the all-time series by a 9-2 margin. The Packers were victorious in the last meeting, 24-10, on November 4, 2002 at Green Bay in a Monday night game. The Packers raced to a 24-0 lead after three quarters, capped by an 89-yard interception return for a touchdown by Darren Sharper as the third period expired.

- The Dolphins' last win in the series came on October 29, 2000 at Dolphin Stadium when they triumphed, 28-20. Miami overcame a 17-0 deficit with 21 third-quarter points, highlighted by Jeff Ogden's 81-yard punt return touchdown that made the score 28-17.

- Miami is 6-0 at home vs. Green Bay, including a 4-0 mark at Dolphin Stadium.

- The Dolphins opened this series winning eight consecutive games from 1971 to 1994. The only other NFL team that Miami captured the first eight contests against is the Arizona (formerly St. Louis) Cardinals, against whom the Dolphins hold an 8-1 record.

HOUSTON TEXANS

Sun., Oct. 1 at Houston – 1:00 p.m. EDT/CBS-TV

Address: 711 Louisiana Street
Suite 3300

Houston, TX 77002

Phone: (832) 200-2002

Chairman & CEO: Robert C. McNair

General manager: Rick Smith

Head Coach: Gary Kubiak

(1st NFL Season, 1st with Texans)

Career Record: 0-0

Texans Record: 0-0

Public Relations: Tony Wyllie/Kevin Cooper/
Zac Emmons/Tiffany Walker

Stadium (Year Opened): Reliant Stadium (2002)

Capacity: 69,500

Playing Surface: Grass

Division: AFC South

2005 Record: 2-14 (4th, AFC South)

Regular Season Record vs. Dolphins: 1-0



HOUSTON TEXANS VS. MIAMI
(Regular Season)

RUSHING

NAME	G	ATT.	YDS.	AVG.	TD
Domanick Davis	1	6	36	6.0	0
Eric Moulds	20	4	26	6.5	0
David Carr	1	1	2	2.0	0

RECEIVING

NAME	G	NO.	YDS.	AVG.	TD
Eric Moulds	20	69	1145	16.6	11
Jeb Putzier	2	9	97	10.8	0
Andre Johnson	1	6	76	12.7	0
Chris Doering	2	3	22	7.3	0
Marc Bruener	3	1	36	36.0	0

PASSING

NAME	G	ATT.	CMP.	YDS.	TD	INT.
David Carr	1	31	17	266	1	0

- This will be the first ever regular season meeting between these clubs at Houston. The Texans are the only team the Dolphins have not visited in the regular season.

- The teams played the inaugural game at Reliant Stadium, a preseason contest on August 24, 2002 when the Dolphins prevailed, 24-3.

- The Texans won the only regular season meeting between these franchises on September 7, 2003. In that season-opener, Houston left Miami with a 21-20 victory, the first opener the Dolphins had lost in 12 years. Corey Bradford's 78-yard touchdown catch from David Carr and Kris Brown's five field goals, including the game winner with 25 seconds to play, provided the Texans' scoring. Chris Chambers (two) and Ricky Williams combined to haul in three Jay Fiedler touchdown passes. Chambers finished the day with seven catches for 118 yards.

- The Dolphins are 17-13 in games when they have visited a franchise for the first time in the regular season.

- The last time the Dolphins traveled to Houston for a regular season game was on November 17, 1996 when they defeated the Houston Oilers (now Tennessee Titans), 23-20 at the Astrodome. Then-rookie linebacker Zach Thomas scored his first NFL touchdown when he intercepted a Chris Chandler pass and returned it 26 yards. Miami was 6-5 against the Oilers in Houston before the franchise relocated.

INDIANAPOLIS COLTS

Sun., Dec. 31 at Indianapolis – 1:00 p.m. EST/
CBS-TV*

* Kickoff time can potentially be moved, including to 8:15 p.m. on NBC-TV

Address: 7001 West 56th Street
Indianapolis, IN 46254
Phone: (317) 297-2658
Owner & CEO: Jim Irsay



President: Bill Polian

Head Coach: Tony Dungy
(11th NFL Season, 5th with Colts)

Career Record: 102-58

Colts Record: 48-16

Public Relations: Craig Kelley/Vernon Cheek/
Pam Humphrey/Justin Dickens

Stadium (Year Opened): RCA Dome (1984)

Capacity: 56,127

Playing Surface: FieldTurf

Division: AFC South

2005 Record: 14-2 (1st, AFC South; lost in
Divisional Playoff Round)

Regular Season Record vs. Dolphins: 22-44

Postseason Record vs. Dolphins: 0-2

INDIANAPOLIS COLTS VS. MIAMI
(Regular Season)

RUSHING

NAME	G	ATT.	YDS.	AVG.	TD
Dominic Rhodes	3	36	143	4.0	0
Peyton Manning	10	18	45	2.5	1
Marvin Harrison	14	3	8	2.7	0

RECEIVING

NAME	G	NO.	YDS.	AVG.	TD
Marvin Harrison	14	79	1059	13.4	8
Reggie Wayne	4	7	66	9.4	0
Dominic Rhodes	3	5	46	9.2	0
Brandon Stokley	1	3	34	11.3	0

PASSING

NAME	G	ATT.	CMP.	YDS.	TD	INT.
Peyton Manning	10	341	208	2372	14	18

- Prior to the NFL's realignment in 2002, the Dolphins and Colts met twice a year during the regular season every year since 1970 as members of the AFC East.

- Miami leads the all-time series, 46-22, while the teams have split their two games as non-divisional opponents.

- The Colts won the last meeting, 23-17, at Dolphin Stadium on November 2, 2003. Prior to that meeting the Dolphins had won the previous four. In the win, Colts defensive end Dwight Freeney recorded the first three-sack effort of his career, including two that forced fumbles, the second of which preserved the win as the Dolphins had the ball at the Colts' 13 with 2:17 to play.

- Miami won the most recent game at Indianapolis, 21-13, on September 15, 2002, marking the Dolphins' fifth straight win on the Colts' home turf. In a battle of running backs picked No. 4 and No. 5 in the 1999 NFL draft, Ricky Williams and Edgerrin James duelled to a combined 414 yards. Williams amassed 132 yards rushing on 24 carries and 62 on two receptions, including a touchdown in his team's victory, while James racked up 138 yards on the ground and 82 in the air. Colts wide receiver Marvin Harrison caught 11 passes for 144 yards and a touchdown, but the Dolphins also intercepted Peyton Manning three times in the victory.

- Miami is 22-11 all-time at the Colts, including 13-6 at Indianapolis.
- Coming into the 2006 season, the Dolphins are 24-23 all-time at indoor venues. Overall, they are 13-6 against Indianapolis (RCA Dome), 6-6 against the Houston Oilers (Astrodome), 2-2 against Detroit (Silverdome), 1-3 against New Orleans (Superdome), 1-1 against Seattle (Kingdome), 0-1 against Atlanta (Georgia Dome), 0-3 against Minnesota (Metrodome) and 1-1 against St. Louis (Edward Jones Dome).

JACKSONVILLE JAGUARS

Sat., Aug. 12 at Miami (preseason) – 7:30 p.m.
EDT/WFOR

Sun., Dec. 3 at Miami – 1:00 p.m. EST/CBS-TV*

* Kickoff time can potentially be moved, including to 8:15 p.m. on NBC-TV

Address: One ALLTEL Stadium Place
Jacksonville, FL 32202

Phone: (904) 633-6000

Chairman and CEO: Wayne Weaver

Head Coach: Jack Del Rio

(4th NFL Season, 4th with Jaguars)

Career Record: 26-22

Jaguars Record: 26-22

Public Relations: Dan Edwards/Hunter Robinson/
Ryan Robinson/Alisa Abbott

Stadium (Year Opened): ALLTEL Stadium (1995)

Capacity: 67,164

Playing Surface: Grass

Division: AFC South

2005 Record: 12-4 (2nd, AFC South; lost in
Wild Card Playoff Round)

Preseason Record vs. Dolphins: 3-1

Regular Season Record vs. Dolphins: 1-1

Postseason Record vs. Dolphins: 1-0

JACKSONVILLE JAGUARS VS. MIAMI (Regular Season)

RUSHING

NAME	G	ATT.	YDS.	AVG.	TD
Fred Taylor	2	28	124	4.4	2
Byron Leftwich	1	5	24	4.8	1
LaBrandon Toefield	1	4	15	3.8	0

RECEIVING

NAME	G	NO.	YDS.	AVG.	TD
Kyle Brady	9	14	186	13.3	2
Fred Taylor	2	9	66	7.3	0
LaBrandon Toefield	1	1	14	14.0	0

PASSING

NAME	G	ATT.	CMP.	YDS.	TD	INT.
Byron Leftwich	1	42	24	256	0	3

- Jacksonville holds a 2-1 all-time series lead against Miami, while the teams have split two regular season games.

- All three matchups have come at ALLTEL Stadium, making the Jaguars the only NFL

franchise never to have made a regular season visit to Miami.

- The Dolphins prevailed in the last regular season meeting, 24-10, on October 12, 2003. Sam Madison's 29-yard interception return for a touchdown with 1:28 left in the game sealed the outcome. Dolphins' defensive end Adewale Ogunleye sacked Jacksonville quarterback Byron Leftwich three times in the contest.

- This will be Miami's fifth overall preseason meeting against Jacksonville and its fourth in as many seasons. The Jaguars lead the preseason series 3-1, having emerged victorious on August 13, 2005, with a 27-17 win at home.

- The Dolphins' preseason win over Jacksonville came on August 14, 2004, 16-5.

KANSAS CITY CHIEFS

Sun., Nov. 12 at Miami – 1:00 p.m. EST/CBS-TV*

* Kickoff time can potentially be moved, including to 8:15 p.m. on NBC-TV

Address: One Arrowhead Drive
Kansas City, MO 64129

Phone: (816) 920-9300

Founder/Chairman: Lamar Hunt

President/G.M./CEO: Carl Peterson

Head Coach: Herman Edwards

(6th NFL Season, 1st with Chiefs)

Career Record: 39-41

Chiefs Record: 0-0

Public Relations: Bob Moore/Pete Moris/
Patrick Herb/Brad Kuhbander

Stadium (Year Opened): Arrowhead Stadium
(1972)

Capacity: 79,451

Playing Surface: Grass

Division: AFC West

2005 Record: 10-6 (2nd, AFC West)

Regular Season Record vs. Dolphins: 12-10

Postseason Record vs. Dolphins: 0-3

KANSAS CITY CHIEFS VS. MIAMI (Regular Season)

RUSHING

NAME	G	NO.	YDS.	AVG.	TD
Priest Holmes	3	47	167	3.6	3
Larry Johnson	1	23	93	4.0	1
Trent Green	2	5	46	9.2	0
Eddie Kennison	3	3	8	2.7	0
Johnnie Morton	4	1	6	6.0	0
Dante Hall	1	1	5	5.0	0

RECEIVING

NAME	G	NO.	YDS.	AVG.	TD
Tony Gonzalez	3	15	228	15.2	4
Johnnie Morton	4	14	218	15.6	2
Priest Holmes	3	9	87	9.7	0
Dante Hall	2	6	60	10.0	0
Eddie Kennison	3	4	81	20.3	0
Jason Dunn	2	3	67	22.3	0
Larry Johnson	1	1	26	26.0	0

PASSING

NAME	G	ATT.	CMP.	YDS.	TD	INT.
Trent Green	2	68	44	617	5	0

• This will be the second consecutive season Kansas City will travel to Dolphin Stadium, the first time that has happened since 1994-95.

• Last year's contest was originally scheduled for Sunday, October 23, at 1:00 p.m., but was pushed up to Friday, October 21, at 7:00 p.m. because of the impending arrival of Hurricane Wilma. The Chiefs prevailed, 30-20, as running backs Priest Holmes and Larry Johnson combined for 183 yards and three touchdowns. It was their second straight win in the series. Dolphins' running back Ronnie Brown rushed for 95 yards on eight carries, including a 65-yard jaunt down the left sideline.

• The Chiefs have won the last two meetings and lead the regular season series, 12-10, while the Dolphins own a 3-0 edge in the postseason.

• Miami's last win in the series came at home, 17-14, on October 5, 1997. Olindo Mare provided the difference with a 26-yard field goal with 5:40 remaining, the only points of the second half.

MINNESOTA VIKINGS

Sun., Nov. 19 at Miami - 1:00 p.m. EST/CBS-TV*

* Kickoff time can potentially be moved, including to 8:15 p.m. on NBC-TV

Address: 9520 Viking Drive
Eden Prairie, MN 55344

Phone: (612) 828-6500

President: Zygi Wilf

V.P. of Football Operations: Rob Brzezinski

Head Coach: Brad Childress

(1st NFL Season, 1st with Vikings)

Career Record: 0-0

Vikings Record: 0-0

Public Relations: Bob Hagan/Tom West/Tom Fanning/Jeff Anderson

Stadium (Year Opened): Hubert H. Humphrey
Metrodome (1982)

Capacity: 64,152

Playing Surface: FieldTurf

Division: NFC North

2005 Record: 9-7 (2nd, NFC North)

Regular Season Record vs. Dolphins: 4-4

Postseason Record vs. Dolphins: 0-1

MINNESOTA VIKINGS VS. MIAMI (Regular Season)

RUSHING

NAME	G	ATT.	YDS.	AVG.	TD
Chester Taylor	3	7	23	3.3	0
Jim Kleinsasser	2	3	13	4.3	0
Mike McMahon	1	2	11	5.5	1
Tony Richardson	3	2	5	2.5	0

RECEIVING

NAME	G	NO.	YDS.	AVG.	TD
Jerrmaine Wiggins	6	7	90	12.9	1

Travis Taylor	4	7	69	9.9	1
Chester Taylor	3	6	29	4.8	0
Koren Robinson	1	3	40	13.3	0
Jim Kleinsasser	2	3	20	6.7	0
Marcus Robinson	2	2	13	6.5	0
Tony Richardson	3	2	6	3.0	0
Joey Goodspeed	2	1	10	10.0	0

PASSING

NAME	G	ATT.	CMP.	YDS.	TD	INT.
Mike McMahon	1	25	13	179	1	1
Brad Johnson	1	11	7	75	0	0

• The Dolphins and Vikings have split eight regular season meetings, while Miami won the only postseason matchup, 24-7, in Super Bowl VIII at Rice Stadium in Houston on January 13, 1974 as the Dolphins captured their second straight league title.

• The Vikings have won three straight games in the series, with all three wins coming at Minnesota. The last contest played at Miami was also the Dolphins' most recent victory in the series, a 24-7 decision on October 2, 1988 at Dolphin Stadium.

• Miami's all-time regular season record against teams it has faced in a Super Bowl is 22-14 (Minnesota: 4-4; Dallas: 7-3; San Francisco: 5-4; Washington, twice: 6-3).

• Dolphins quarterback Daunte Culpepper has an opportunity to become the first Dolphins signal-caller to start a game against the team he played for the previous season since Earl Morrall on December 16, 1972 against the Baltimore Colts.

NEW ENGLAND PATRIOTS

Sun., Oct. 8 at New England - 1:00 p.m. EDT/CBS-TV

Sun., Dec. 10 at Miami - 1:00 p.m. EST/CBS-TV*

* Kickoff time can potentially be moved, including to 8:15 p.m. on NBC-TV

Address: Gillette Stadium

One Patriot Place
Foxboro, MA 02035

Phone: (508) 543-8200

Owner: Robert Kraft

VP of Player Personnel: Scott Pioli

Head Coach: Bill Belichick

(12th NFL Season, 7th with Patriots)

Career Record: 99-77

Patriots Record: 63-33

Media Relations: Stacey James/Michelle Murphy/
Casey O'Connell/Jared Puffer

Stadium (Year Opened): Gillette Stadium (2002)

Capacity: 68,756

Playing Surface: Grass

Division: AFC East

2005 Record: 10-6 (1st, AFC East; lost in
Divisional Playoff Round)

Regular Season Record vs. Dolphins: 32-46

Playoff Record vs. Dolphins: 2-1

NEW ENGLAND PATRIOTS VS. MIAMI (Regular Season)

RUSHING

NAME	G	ATT.	YDS.	AVG.	TD
Kevin Faulk	13	90	334	3.7	0
Corey Dillon	4	66	325	4.9	1
Heath Evans	3	23	91	4.0	0
Patrick Pass	10	23	71	3.1	0
Tom Brady	10	23	18	0.8	0
Matt Cassell	1	5	13	2.6	0
Troy Brown	18	3	2	0.7	0

RECEIVING

NAME	G	NO.	YDS.	AVG.	TD
Troy Brown	18	49	588	12.0	3
Kevin Faulk	13	28	302	10.8	2
Deion Branch	6	26	361	13.9	1
Daniel Graham	4	12	58	4.8	2
David Givens	6	10	97	9.7	2
Reche Caldwell	2	6	46	7.7	0
Benjamin Watson	2	5	76	15.2	3
Patrick Pass	10	5	46	9.2	1
Heath Evans	3	5	42	8.4	0
Brandon Childress	1	3	32	10.7	0
Corey Dillon	4	3	5	1.7	1
Tom Brady	10	1	23	23.0	0

PASSING

NAME	G	ATT.	CMP.	YDS.	TD	INT.
Tom Brady	10	275	154	1660	14	11
Matt Cassell	1	20	11	183	2	1
Kevin Faulk	13	1	1	23	0	0

• The Dolphins began playing the Patriots twice a year during the regular season in 1967 and have swept the regular season series 13 times, while New England has owned the series on five occasions, all coming since 1986. Miami and New England have split the season series 20 times. In 1966 and 1982, the teams faced off only once during the regular season, with the Patriots emerging victorious on both occasions. The Dolphins lead the regular season series 46-32, while the Patriots hold a 2-1 advantage in postseason contests.

• Overall, the Dolphins are 31-9 against the Patriots in games decided in Miami, including a 30-8 mark in the regular season. Their record versus New England at Dolphin Stadium is 13-6. The Dolphins are 16-23 against the Patriots in New England during the regular season, including a 1-3 register at Gillette Stadium. That win came last season in a 28-26 victory in the week's final season in a game that was decided when the Patriots' two-point conversion failed with no time left. In fact, the last three meetings between these teams have been decided by a total of ten points.

• In last season's game at Miami, Chris Chambers grabbed his second touchdown catch of the game to give the Dolphins a 16-15 lead with 2:59 remaining, but New England only needed two plays to cover 76 yards as Brady followed a 59-yard completion to Tim Dwight with a 17-yard touchdown to Benjamin Watson, which proved to be the winning score, with 43 seconds remaining.

• The last two matchups at Foxborough have proven to be historical days in the annals of special teams play. Two years ago, Miami rookie Wes Welker became the first player in NFL history to kick off, kick a field goal and an extra point, and return a kickoff and punt in the same game. In addition to his usual returning duties, Welker was forced into the kicking role when Olindo Mare injured his calf in pregame warm-ups. Welker became the first Dolphins non-kicker to record a point via a kick and earned the AFC Special Teams Player of the Week Award for his performance. Last year, New England quarterback Doug Flutie converted the first drop kick in the NFL since the 1941 title game.

NEW YORK JETS

Sun., Oct. 15 at New York – 4:15 p.m. EDT/
CBS-TV
Mon., Dec. 25 at Miami – 8:30 p.m. EST/
ESPN

Address: 1000 Fulton Avenue
Hempstead, NY 11550

Phone: (516) 560-8100

Chairman and CEO: Woody Johnson

President: Jay Cross

General Manager: Mike Tannenbaum

Head Coach: Eric Mangini

(1st NFL Season, 1st with Jets)

Career Record: 0-0

Jets Record: 0-0

Public Relations: Ron Colangelo/Doug Miller/
Jared Winley

Stadium (Year Opened): Giants Stadium (1976)

Capacity: 78,739

Playing Surface: Field Turf

Division: AFC East

2005 Record: 4-12 (4th, AFC East)

Regular Season Record vs. Dolphins: 40-37-1

Playoff Record vs. Dolphins: 0-1

NEW YORK JETS VS. MIAMI

(Regular Season)

RUSHING

NAME	G	NO.	YDS.	AVG.	TD
Curtis Martin	20	409	1507	3.7	13
Cedric Houston	1	15	84	5.6	0
Chad Pennington	7	13	39	3.0	0
B.J. Askew	6	10	28	2.8	0
Derrick Blaylock	1	2	14	7.0	0
Brooks Bollinger	1	5	10	2.0	0
Tim Dwight	5	3	9	3.0	0
Jerald Sowell	15	1	4	4.0	0
Laveranues Coles	9	2	3	1.5	0
Justin McCareins	6	1	-3	-3.0	0

RECEIVING

NAME	G	NO.	YDS.	AVG.	TD
Curtis Martin	20	47	364	7.7	0
Laveranues Coles	9	32	451	14.1	7
Jerald Sowell	15	13	73	5.6	0
Justin McCareins	6	14	267	19.1	2
Doug Jolley	3	12	164	13.7	1
Chris Baker	6	3	19	6.3	1
Jerricho Cotchery	3	5	49	5.8	0
B.J. Askew	6	1	11	11.0	0

Tim Dwight	5	7	108	15.4	1
Cedric Houston	1	4	40	10.0	0

PASSING

NAME	G	ATT.	CMP.	YDS.	TD	INT.
Chad Pennington	7	131	85	942	6	2
Brooks Bollinger	1	42	28	327	2	0
Patrick Ramsey	1	4	1	7	0	0

• The Jets and Dolphins both won at home to split the season series in 2005, only the second time the teams have done that since 1995.

• In the season's second week, the Jets' defense stifled the Dolphins offense in a 17-7 victory at the Meadowlands. On December 18, the Dolphins returned the favor with a 24-20 win behind Jason Taylor's three sacks and Marty Booker's fourth quarter 50-yard touchdown reception from Sage Rosenfels.

• The Jets currently lead the all-time regular season series by a 41-38-1 margin. Miami is 1-0 versus the Jets in postseason play.

• The Jets hold a 24-16 advantage in games played in New York, including a 14-7 mark at the Meadowlands. The Dolphins are 22-17-1 in regular season play and 1-0 in the postseason against the Jets in Miami. They are 10-9 versus the Jets at Dolphin Stadium.

• Miami's 21-10 victory over the Jets on September 14, 2003 was the team's last win over the Jets at the Meadowlands.

• This season's game in Miami will be the third time that the Dolphins have played on Christmas Day, and the second in the regular season. Their last Christmas game was in 1994 when they defeated Detroit, 27-20, at Dolphin Stadium. They also came away with a 27-24 double-overtime win at Kansas City in a 1971 playoff game.

PITTSBURGH STEELERS

Thurs., Sept. 7 at Pittsburgh – 8:30 p.m. EDT/
NBC-TV

Address: UPMC Sports Performance Complex
3400 South Water Street
Pittsburgh, PA 15203

Phone: (412) 432-7800

Chairman: Daniel M. Rooney

President: Arthur J. Rooney II

Head Coach: Bill Cowher

(14th NFL Season, 14th with Steelers)

Career Record: 141-82-1

Steelers Record: 141-82-1

Public Relations: Dave Lockett/Burt Lauten/
Vicky Iuni

Stadium (Year Opened): Heinz Field (2001)

Capacity: 64,350

Playing Surface: Grass/DD GrassMaster

Division: AFC North

2005 Record: 11-5 (2nd, AFC North; won

Super Bowl XL)

Preseason Record vs. Dolphins: 1-2

Regular Season Record vs. Dolphins: 8-9

Postseason Record vs. Dolphins: 1-2

PITTSBURGH STEELERS VS. MIAMI (Regular Season)

RUSHING

NAME	G	NO.	YDS.	AVG.	TD
Duce Staley	3	47	232	4.9	0
Verron Haynes	1	7	34	4.9	0
Charlie Batch	1	2	6	3.0	0

RECEIVING

NAME	G	NO.	YDS.	AVG.	TD
Hines Ward	2	10	114	11.4	1
Cedrick Wilson	2	5	59	11.8	0
Duce Staley	3	2	1	0.5	0

PASSING

NAME	G	ATT.	CMP.	YDS.	TD	INT.
B.Roethlisberger	1	22	12	163	1	1
Charlie Batch	1	16	8	95	0	0

• Continuing with the NFL's five-year tradition of opening its season with the defending Super Bowl champion hosting a game on a Thursday night, the Steelers will host the Dolphins. This will be Miami's first regular season visit to Heinz Field, although the teams played a preseason contest there last year. It will be the Dolphins' first regular season visit to Pittsburgh since November 20, 1994. It will also mark the return of the NFL to NBC, which was last part of the league's broadcast package in 1997.

• The game will match two of the league's most storied franchises and its two winningest in the regular season since the 1970 merger. The Dolphins (347-203-2, .630) rank No. 1, followed by Pittsburgh (333-217-2, .605).

• The Dolphins lead the regular season series by a 9-8 advantage, despite losing the most recent meeting, on September 26, 2004 at Dolphin Stadium. That contest, which was Steelers quarterback Ben Roethlisberger's first professional start, was delayed from 1:00 p.m. to 8:30 p.m. because of the effects from Hurricane Jeanne. Pittsburgh held a 3-0 lead at the half, following an opening 30 minutes played mostly through a monsoon. Hines Ward caught nine passes for 96 yards and the game's only touchdown, which was enough for Pittsburgh to leave with a 13-3 victory.

• The Dolphins' last win at Pittsburgh came on September 30, 1990 when the defense held the Steelers to 160 yards in a 28-6 win. Tim McKyer had two interceptions and Jeff Cross had three sacks to lead the effort.

• Entering 2006, the Dolphins own the NFL's longest current regular season winning streak (6), while the Steelers hold the longest current overall winning streak, including playoffs (8).

• Miami holds a 2-1 postseason advantage over Pittsburgh. Their two playoff victories over the Steelers came in AFC Championship games, propelling them to Super Bowls following the 1972 and 1984 seasons.



ST. LOUIS RAMS

Thurs., Aug. 31 (preseason) at Miami – 7:30 p.m.
EDT/WFOR-TV

Address: One Rams Way
St. Louis, MO 63045

Phone: (314) 982-7267

Chairman/Owner: Georgia Frontiere

Vice Chairman/Owner: Stan Kroenke

President: John Shaw

President/Football Operations: Jay Zygmunt

Head Coach: Scott Linehan
(1st NFL Season, 1st with Rams)

Career Record: 0-0

Rams Record: 0-0

Public Relations: Rick Smith/Duane Lewis/
Artis Twyman/Aaron Staenberg

Stadium (Year Opened): Edward Jones Dome (1995)
Capacity: 66,000

Playing Surface: Astro Turf

Division: NFC West

2005 Record: 6-10 (2nd, NFC West)

Preseason Record vs. Dolphins: 2-1

Regular Season Record vs. Dolphins: 2-8



ST. LOUIS RAMS VS. MIAMI (Regular Season)

RUSHING

NAME	G	NO.	YDS.	AVG.	TD
Marshall Faulk	11	193	737	3.8	4
Tony Fisher	1	1	28	28.0	0
Steven Jackson	1	6	27	4.5	0
Marc Bulger	1	1	15	15.0	1
Isaac Bruce	4	1	12	12.0	0

RECEIVING

NAME	G	NO.	YDS.	AVG.	TD
Marshall Faulk	11	48	414	8.6	4
Isaac Bruce	4	29	416	14.3	1
Torry Holt	2	5	115	23.0	1
Shaun McDonald	1	4	77	19.3	1
Steven Jackson	1	2	18	9.0	0
Dane Looker	1	1	9	9.0	0

PASSING

NAME	G	ATT.	CMP.	YDS.	TD	INT.
Marc Bulger	1	39	21	295	1	1

• The Rams hold a 2-1 edge in the preseason series. The Dolphins won the initial preseason contest between the two, 17-14, at the Orange Bowl on August 31, 1973, while the Rams were victorious at home in Los Angeles exactly one year later, 31-13. The Rams won the most recent preseason meeting, on August 6, 2001 in the Hall of Fame Game at Canton, Ohio. Marc Bulger tossed a three-yard touchdown pass to Jeff Robinson in the fourth quarter to provide the Rams with a 17-10 victory.

• The Dolphins hold an 8-2 advantage in the regular season series, including a 31-14 win on October 24, 2004 at Dolphin Stadium, the last time the teams faced one another.

• The Rams' last win in the series came at the Edward Jones Dome by a 42-10 margin on September 30, 2001.

• The Dolphins are 4-1 all-time in this series in games played in Miami, including a 3-0 slate at Dolphin Stadium.

TAMPA BAY BUCCANEERS

Sat., Aug. 19 at Tampa Bay (preseason) – 7:30 p.m. EDT/WFOR-TV

Address: One Buccaneer Place
Tampa, FL 33607

Phone: (813) 870-2700

Owner/President: Malcolm Glazer

General Manager: Bruce Allen

Head Coach: Jon Gruden

(9th NFL Season, 5th with Buccaneers)

Career Record: 73-55

Buccaneers Record: 35-29

Public Relations: Jeff Kamis/Tony Morreale/
Jason Wahlers/Derek Cuculich

Stadium (Year Opened): Raymond James
Stadium (1998)

Capacity: 66,321

Playing Surface: Grass

Division: NFC South

2005 Record: 11-5 (1st, NFC South; lost in
Wild Card Playoff Round)

Preseason Record vs. Dolphins: 7-13

Regular Season Record vs. Dolphins: 3-4



TAMPA BAY BUCCANEERS VS. MIAMI (Regular Season)

RUSHING

NAME	G	NO.	YDS.	AVG.	TD
Michael Pittman	2	20	126	6.3	1
Mike Alstott	2	18	95	5.3	0
Earnest Graham	1	17	50	2.9	0
Tim Rattay	2	3	9	3.0	0
Jerald Sowell	17	1	4	4.0	0
Luke McCown	1	2	-1	-0.5	0
Joey Galloway	3	1	-3	-3.0	0

RECEIVING

NAME	G	NO.	YDS.	AVG.	TD
Anthony Becht	10	21	135	6.4	1
Jerald Sowell	17	18	86	4.8	1
Joey Galloway	3	17	266	15.6	3
Charlie Garner	3	12	121	10.1	0
Ike Hilliard	2	10	92	9.2	0
Mike Alstott	2	5	43	8.6	2
Dave Moore	6	2	30	15.0	0
Michael Clayton	1	2	27	13.5	0
Alex Smith	1	2	0	0.0	0
Michael Pittman	2	1	11	11.0	0

PASSING

NAME	G	ATT.	CMP.	YDS.	TD	INT.
Tim Rattay	2	38	23	181	0	0
Luke McCown	1	16	9	161	1	2
Chris Simms	1	10	6	69	0	0
Michael Pittman	1	1	1	26	0	0

- The Dolphins lead the all-time preseason series with the Bucs, 13-7. The 13 wins are the most Miami has recorded over any opponent in the preseason.

- This will mark the seventh straight year, the 14th time in the last 16 years and the 21st occasion overall that these teams have met in the preseason, which makes Tampa Bay the Dolphins' most common preseason opponent.

- Miami won last year's game, 17-14, at Dolphin Stadium.

- The Buccaneers last prevailed in the preseason series, 17-10, on August 28, 2004 at Raymond James Stadium.

- The Dolphins' last preseason win at Tampa Bay came on August 23, 1996, 19-17.

- The teams have split eight regular season matchups. Tampa Bay has won the last three meetings, including a 27-13 decision on October 16, 2005 at Raymond James Stadium. The Dolphins' last win came on December 1, 1991 when running back Mark Higgs recorded 131 rushing yards, wide receiver Tony Martin caught five passes for 106 yards and Dan Marino threw for 307 yards. Miami's last regular season victory at Tampa was on October 30, 1988, by a 17-14 count. The Buccaneers own a 2-1 advantage at home against Miami in the regular season.

TENNESSEE TITANS

Sun., Sept. 24 at Miami - 1:00 p.m. EDT/CBS-TV

Address: 460 Great Circle Road
Nashville, TN 37228

Phone: (615) 565-4000

**Founder, Owner, Chairman of the Board,
President & CEO:** K.S. "Bud" Adams, Jr.
**Executive VP, GM and Director of Football
Operations:** Floyd Reese

Executive VP & Head Coach: Jeff Fisher
(13th NFL Season, 13th with Titans)
Career Record: 97-85

Titans Record: 97-85

Public Relations: Robbie Bohren/Dwight Spradlin/
Corry Rush

Stadium (Year Opened): LP Field (1999)

Capacity: 68,804

Playing Surface: Grass

Division: AFC South

2005 Record: 4-12 (3rd, AFC South)

Regular Season Record vs. Dolphins: 12-16

Postseason Record vs. Dolphins: 1-0

TENNESSEE TITANS VS. MIAMI (Regular Season)

RUSHING

NAME	G	NO.	YDS.	AVG.	TD
Travis Henry	6	121	519	4.3	2
Chris Brown	3	35	164	4.7	0
Billy Volek	2	2	0	0.0	0
Bobby Wade	1	1	1	1.0	0

RECEIVING

NAME	G	NO.	YDS.	AVG.	TD
David Givens	7	11	115	10.5	2
Drew Bennett	2	7	85	12.1	1
Travis Henry	6	7	48	6.9	0
Erron Kinney	4	6	53	8.8	2
Tyrone Calico	2	4	35	8.8	1
Courtney Roby	1	3	30	10.0	0
Bo Scaife	1	3	18	6.0	0
Bobby Wade	1	2	14	7.0	0
Chris Brown	3	2	9	4.5	0
Jarrett Payton	1	1	5	5.0	0

PASSING

NAME	G	ATT.	CMP.	YDS.	TD	INT.
Billy Volek	2	26	16	154	1	0
Travis Henry	36	1	0	0	0	1

- The Dolphins have faced the Titans franchise 30 times, including one playoff contest, and lead the all-time regular season series 16-13. Tennessee, then Houston, won the only postseason game, a 17-9 victory on December 24, 1978 at the Orange Bowl.

- The 29 regular season contests are the most Miami has played against a non-divisional opponent. This will be the third straight season that Tennessee will visit Dolphin Stadium, something it has not done since the franchise was still in Houston from 1977-79 and not done in the regular season since the teams played each other twice a year in the AFL from 1967-69. In fact, Kansas City from 1993-95, is the only other non-divisional foe to have traveled to Miami for a regular season contest in three consecutive seasons.

- Miami captured last season's contest, 24-10, on December 24, at Dolphin Stadium. With Ronnie Brown out with an ankle injury, Ricky Williams started at running back and responded for 172 yards and a touchdown on 26 carries. Chris Chambers caught both of Gus Frerotte's touchdown passes as the Dolphins snapped their two-game losing streak in the series.

- Tennessee handed Miami a 17-7 loss in the 2004 season opener. The game was moved up one day to Saturday, September 11, because of the threat of Hurricane Ivan. Titans' running back Chris Brown gained 100 yards on 16 carries, including a 52-yard run to the Dolphins' 1 that set up the game's first touchdown, a Steve McNair to Erron Kinney one-yard pass. Lamont Thompson intercepted an A.J. Feeley pass and returned it 37 yards for a touchdown in the third quarter to add to the cushion.

- This will be the third year in a row Miami and Tennessee will have faced each other. It also will be the fifth meeting over the course of seven seasons (1999-2005).

DOLPHINS ON THE AIR

790 THE TICKET

The 2006 Miami Dolphins season marks the second year that 790 The Ticket will serve as the flagship station for the Dolphins' radio network. The games will be carried on an extensive statewide radio network, allowing Dolphins fans throughout Florida to follow the team on radio.

Handling the play-by-play and serving as the "Voice of the Dolphins" on 790 The Ticket's broadcasts will be ex-Dolphins wide receiver Jimmy Cefalo. He will be joined by his former Miami teammate and tight end Joe Rose, who will serve as the color analyst, making that duo one of only two NFL broadcast teams in 2006 (along with the Seattle Seahawks) to feature former players in both broadcast roles.

While Cefalo begins his second season as the team's play-by-play announcer, he certainly is well-known as both a broadcaster and a former Dolphin player. He also serves as the sports anchor for WPLG-TV (Channel 10), first joining that station in October of 1992 as the host of Sports Monday. Since then he has become the sports anchor for Local 10 News Monday through Friday and anchors the station's popular "Sports Jam Live," which airs on Sunday nights. He also hosts a daily Dolphins show on 790 The Ticket.

Before joining WPLG, Cefalo assembled a long list of impressive broadcast credentials. He is best known for his work as a color analyst on NBC's network telecasts of the NFL and also served as a correspondent for NBC News on the "Today Show," sports anchor for "NBC News at Sunrise" and co-host of NBC's broadcast of the 1988 Olympic Games in Seoul. Cefalo also co-hosted "PM Magazine" and "AM South Florida" on WTVJ-TV and hosted the "Trump Card" game show nationally distributed by Warner Brothers Television.

In 1988, Cefalo snared an Emmy for his writing on NBC's Olympic telecasts. In addition, the National Sportscasters and Sportswriters Association named him Florida Sportscaster of the Year six times (1998, 2001, 2002, 2003, 2004 and 2005).

Prior to his broadcasting career, Cefalo played seven seasons with the Dolphins (1978-84) as a wide receiver, and finished with 93 catches for 1,739 yards and 13 touchdowns. His best season came in 1981, when he caught 29 passes for 631 yards (an average of 21.8 yards per catch) and three touchdowns. He also was a member of two Dolphins Super Bowl teams, and in Super Bowl XVII against the Washington Redskins he caught a 76-yard touchdown pass from David Woodley, which at the time was the second-longest reception in Super Bowl history. Cefalo originally joined the Dolphins as a third-round draft choice in 1978 following a stellar collegiate career at Penn State.

Similarly, Rose followed the same path from the field to the broadcast booth. He currently serves as the Sports Director for WTVJ-TV (Channel 6), joining that station in 1992. He serves as a co-host of the station's broadcast of "FINS-TV" in partnership with the Dolphins and has co-hosted "The Coach's Show" on that outlet. He serves as a sports analyst on WTVJ throughout the week and also is featured on the station's successful "Sunday Sports Final" as well. Along with his television work, Rose is well-known locally for his popular 7:00 a.m. to 10:00 a.m. weekday show on 790 The Ticket.

Rose was a Dolphins tight end from 1980-85, and in that time caught 112 passes for 1,493 yards and 13 touchdowns. He had his best year in 1983, when he had 29 catches for 345 yards and three touchdowns. He is best known for catching Dan Marino's first regular season touchdown pass, a six-yard reception on September 19, 1983, in Los Angeles versus the Raiders. Rose originally was a seventh-round draft pick of the Dolphins in 1980 after playing at the University of California.

Former wide receiver Nat Moore (1974-86), the team's third all-time leading receiver, will serve as the sideline reporter for the broadcasts.

In addition to the broadcast of Dolphins games themselves, 790 The Ticket also will carry extensive Dolphins programming on game-days. That array will begin with an extensive pre-game show, which begins four hours prior to kickoff, and will culminate with an in-depth post-game show featuring locker room interviews and analysis hosted by Jason Jackson and former Dolphin Keith Byars. 790 The Ticket also will broadcast a wide range of Dolphins shows throughout the week, including "The Nick Saban Show" as well as "The Dolphins Show," a daily program hosted by Barry Buetel totally devoted to coverage of the team that airs from 7:00-8:00 p.m. Monday through Friday. Furthermore, 790 The Ticket features NFL play-by-play programming on Sunday nights and Monday nights and weekly commentary and insight from NFL experts, which is exclusive in the market.

790 The Ticket is the market's only 24-hour sports station. 790 The Ticket boasts original local programs hosted by some of the most recognizable and respected names in South Florida sports, including Rose, Cefalo and Buetel, along with Dan LeBatard and Jon "Stugotz" Weiner, O.J.

McDuffie, Jon "Boog" Sciambi, Jason Jackson, Sid Rosenberg, Kevin Rogers and Jeff DeForrest.

790 The Ticket also airs Florida State and NCAA college football, including coverage of the major BCS bowl games, highlighted by the championship game. They also broadcast the NCAA basketball tournament, including the Final Four. Baseball coverage includes the weekly "Joe Girardi Show," hosted in-season by Joe Rose, along with the "Dontrelle Willis Show" hosted by Dan LeBatard, as well as Sunday Night Baseball.



Jimmy Cefalo



Joe Rose



Nat Moore

WSUA

In 2006, Dolphins games, both home and away, will be broadcast in Spanish on WSUA (1260 AM). This marks the 25th consecutive season that Dolphins games will be broadcast in Spanish.

Rene Giraldo, who has been part of the Spanish broadcasts of Dolphins games for all 25 of those seasons, will handle the play-by-play for his 22nd straight year after previously serving as a color analyst. He will be joined by color analyst Roly Martin, a member of the Dolphins' Spanish broadcast team since 1984. Their 22-year tenure together is the second longest by an NFL radio team, surpassed only by the 23 years together of New England Patriot broadcasters Gil Santos and Gino Cappelletti.



Rene Giraldo



Roly Martin

PRESEASON TELEVISION

Three of the Dolphins' four preseason games in 2006 will be telecast on both WFOR-TV (Channel 4) in Miami-Ft. Lauderdale and WTVX-TV (Channel 34) in West Palm Beach, while the other preseason game will be televised nationally on FOX-TV.

The Dolphins will begin and conclude their preseason schedule with two home games at Dolphin Stadium. The team's first game will be on Saturday, August 12th vs. the Jacksonville Jaguars, and the preseason finale is set for Thursday, August 31st vs. the St. Louis Rams, with both games starting at 7:30 p.m. Those two home games will be televised live on WFOR and WTVX if they are sold out 72 hours before kickoff; otherwise they will be shown on a delayed basis.

The Dolphins first road preseason game will on Saturday, August 19th when they travel to Tampa for a contest against the Tampa Bay Buccaneers at Raymond James Stadium. That contest will be televised live on WFOR and WTVX beginning at 7:30 p.m.

The Dolphins' other road preseason contest will be against the Carolina Panthers at Bank of America Stadium in Charlotte on Thursday, August 24th. The game will be televised nationally by FOX at 8:00 p.m. and will be carried locally on WSVN-TV (Channel 7).

For the sixth straight season, Craig Bolerjack will handle the play-by-play for the games on WFOR. He is a member of CBS Sports' NFL broadcast team and also has handled college football and basketball for that network as well as for ESPN. Joining Bolerjack as a color analyst will be former Dolphins great and Pro Football Hall of Famer Bob Griese, a member of ABC's lead broadcast team for college football. In addition, Nat Moore, the Dolphins' third all-time leading receiver and one of the most popular players in club history, again will handle color commentary for the three preseason games on WFOR. Kim Bokamper, a member of the WFOR Sports staff and a former Dolphin Pro Bowl linebacker, will continue in his role on WFOR's broadcast team as a sideline reporter.

DATE	OPPONENT	BROADCAST	TIME (EDT)
Sat., Aug. 12	Jacksonville	WFOR-TV; WTVX	7:30 PM*
Sat., Aug. 19	at Tampa Bay	WFOR-TV; WTVX	7:30 PM
Thur., Aug. 24	at Carolina	FOX-TV	8:00 PM
Thur., Aug. 31	St. Louis	WFOR-TV; WTVX	7:30 PM*

* Game will be broadcast live if sold out 72 hours in advance of game time; otherwise it will be shown on a tape delay basis.

FINS-TV

Now in its fifth year of a unique partnership between the Miami Dolphins and NBC-6, FINS-TV is a "first of its kind" broadcast that gives Dolphin fans an exclusive look at the team both on and off the field. Fifty-two weeks a year, FINS-TV offers the most comprehensive coverage of the Dolphins, taking viewers from the team's locker room to the players' living rooms. Besides just X's & O's, the show also allows fans to see the Dolphins in a non-football atmosphere, as FINS-TV TV tours players' homes and follows them as they enjoy life away from the gridiron, ranging from bowling at a local lane to their many charitable and civic activities.

FINS-TV, the "official" show of the Miami Dolphins, airs every Sunday morning at 11:30 a.m. and is hosted by NBC-6 Sports Anchor Joe Rose and sports reporter Adam Kuperstein.

MEDIA INFORMATION

CREDENTIALS: Media representatives who do not have press credentials for the entire season (but will be working for an accredited media outlet on an immediate deadline) may request them on a single-game basis. Written credential requests must be made at least one week in advance to: Harvey Greene, Senior Vice President - Media Relations, Miami Dolphins, 7500 S.W. 30th Street, Davie, FL 33314 (954/452-7010). Reserved credentials can be picked up at the press gate, located outside Gate G of Dolphin Stadium, on the day of the game. ALL members of the media picking up credentials at the will call window must present a valid photo identification. In addition, all media members must show a valid photo identification upon entering the stadium.

PHOTOGRAPHERS: Photographers with accredited media outlets on an immediate deadline may request credentials on a single-game basis from the Dolphins' media relations department. Credentials **WILL NOT** be issued to freelance photographers unless granted special approval by the Dolphins. Field photographers are reminded to remain outside of the bench area. ALL photographers are required to wear a vest that must be obtained prior to the game in the Gate G lobby.

STILL PHOTOGRAPHY: Still photography of any kind is **NOT** permitted at any time in the Dolphins' locker room following both home and road games, in addition to the locker room at the team's training facility during the course of the week.

VIDEO PHOTOGRAPHY: Video photography is limited to just interviews in the Dolphins' locker room following both home and road games, in addition to the locker room at the team's training facility during the course of the week. B-roll footage is **NOT** permitted at any time.

PRESS BOX: To get to the Dolphin Stadium press box, enter at Gate G. Go through two sets of doors and take the elevator to the third floor. Exit elevator and the broadcast booths are to the right. For the print section, make a left and exit the broadcast booth box into the club lounge area. Go 50 yards to the staircase and go to the lower level of the club lounge. The entrance to the print press box is just beyond the bottom of the stairs. Only credentials issued by the Dolphins will be honored for admittance to Dolphin Stadium.

LOCKER ROOMS: Admission to the home and visiting locker rooms is governed by each individual team. Only media representatives with proper credentials, granting locker room access or those stamped with a number "3" will be admitted. No one will be admitted to the locker rooms prior to the game. Both teams' locker rooms are located on the ground level on the west side of the stadium. From the print press box, take the elevator to the ground level. Out of the elevator, bear right and go through the double doors to the corridor. Go straight to the main corridor and turn left. The Dolphins' locker room will be on your left, and the interview room will be about 20 yards further, also on the left. Continue straight past the Gate A tunnel, and the visitor's interview room will be on the right, across from the visitor's locker room.

INTERVIEW ROOM: Head Coach Nick Saban will hold his post-game press conference immediately following the conclusion of the game in the interview room, which is located on the ground level in the west side of the stadium.

PARKING: Press parking at Dolphin Stadium is very limited. All parking requests must be directed to Harvey Greene, Senior Vice President - Media Relations, (954/452-7010).

TELEPHONES: Any media member desiring to have their own press box telephone line must order it directly from Bonnie Edmundson, BellSouth Special Accounts at (800) 725-1688. Instruments can be ordered from the Dolphins' media relations department, (954/452-7010).

WIRELESS ACCESS: Dolphin Stadium offers wireless internet access in all areas of the press boxes. The access is free of charge and works with all wi-fi enabled computer equipment. For those computers that do not have wi-fi capabilities, every seat is equipped with a "Cat 5" network jack to which members of the media can connect using a Cat 5 patch cable.

COPY TRANSMISSION: Copy transmission is available at every Dolphins home game. The transmission representative is Tim Lippman, 8467 N.W. 61st Street, Tamarac, FL 33321 (954/720-9070; FAX: 954/720-0725).

FIELD ACCESS: Only working newspaper and network TV photographers and club/stadium officials are permitted on the field during the game. Press box passes will not be honored for field admittance at any time, unless authorized by the Miami Dolphins.

FOR MORE INFO: For more information on the Dolphins, contact the media relations department: Harvey Greene, Senior Vice President - Media Relations; Neal Gulkis, Director of Media Relations; Michael Pehanich, Media Relations Assistant and Gayle Baden, Executive Assistant. Office phone number is (954) 452-7010 and (954) 452-7000-switchboard.

TRAINING CAMP: The Dolphins practice at Nova Southeastern University during both the preseason and regular season. The campus is located in Davie at 7500 S.W. 30th Street.

DIRECTIONS

FT. LAUDERDALE TO TRAINING CAMP: From the north, take I-95 South to I-595 West. Take I-595 West to University Drive exit. Proceed off exit and turn left onto University Drive (going south). Go past three traffic lights to S.W. 30th Street and turn left. Entrance to facility is 300 yards on right.

MIAMI AIRPORT TO TRAINING CAMP: From the airport, take 836 West to 826 North. Follow 826 North to exit for Florida Turnpike North. Take Turnpike North to I-595 West. Take I-595 West to University Drive exit. Proceed off exit and turn left onto University Drive (going south). Go past three traffic lights to S.W. 30th Street and turn left. Entrance to facility is 300 yards on right.

FROM THE SOUTH TO TRAINING CAMP: From the south, take I-95 North to I-595 West. Take I-595 West to University Drive exit. Proceed off exit and turn left onto University Drive (going south). Go past three traffic lights to S.W. 30th Street and turn left. Entrance to facility is 300 yards on right.

FT. LAUDERDALE TO DOLPHIN STADIUM: Take I-595 West to Florida Turnpike South. Upon approaching stadium, follow signs for "Stadium via I-95" (DO NOT take turnpike extension -exit 47 Homestead). Get off at Exit 2X (Dan Marino Blvd./199th St.). Proceed off exit and make a right onto Dan Marino Blvd. Enter through Parking Gate 4, which is on the right.

MIAMI AIRPORT TO DOLPHIN STADIUM: Take I-95 North to Ives Dairy Road. Proceed west for five miles (name of road changes to 199th Street/Dan Marino Blvd.) and stadium is on right. Enter parking Gate 4.

MEDIA WEB SITE

To further assist the media, the Dolphins have created a Media-Specific Web Site, located at www.media.miamidolphins.com. Through this site, accredited media ONLY will be able to download feature news-clip files of current and former Dolphin player and coaches, gamebooks from past Dolphin games, transcripts from press conferences and much more. In addition, hundreds of photographs are available on the site for publication purposes. This site can be used 24 hours a day via your home, office or lap top computer. For more information on how to access this web site, contact the Dolphins at media@miamidolphins.com.

2006 NFL PRESEASON SCHEDULE

2006 NFL Preseason

Schedule

(All times local)

SUNDAY, AUGUST 6

(Hall of Fame Game, Canton Ohio)

Oakland vs. Philadelphia, NBC 8:00

THURSDAY, AUGUST 10

Indianapolis at St. Louis, FOX 7:00

Cleveland at Philadelphia 7:30

FRIDAY, AUGUST 11

New England at Atlanta, CBS 8:00

Denver at Detroit 7:30

N.Y. Jets at Tampa Bay 7:30

N.Y. Giants at Baltimore 8:00

Chicago at San Francisco 7:00

SATURDAY, AUGUST 12

Pittsburgh at Arizona 1:00

Buffalo at Carolina 7:30

Jacksonville at Miami 7:30

Kansas City at Houston 7:00

New Orleans at Tennessee 7:00

Dallas at Seattle 7:00

Green Bay at San Diego 7:00

SUNDAY, AUGUST 13

Washington at Cincinnati, NBC 8:00

MONDAY, AUGUST 14

Oakland at Minnesota, ESPN 7:00

THURSDAY, AUGUST 17

Kansas City at N.Y. Giants, FOX 8:00

Philadelphia at Baltimore 8:00

FRIDAY, AUGUST 18

San Diego at Chicago, CBS 7:00

Cincinnati at Buffalo 7:00

Detroit at Cleveland 7:30

SATURDAY, AUGUST 19

Arizona at New England, NFLN 8:00

Carolina at Jacksonville 7:30

Miami at Tampa Bay 7:30

Atlanta at Green Bay 7:00

Houston at St. Louis 7:00

Minnesota at Pittsburgh 8:00

N.Y. Jets at Washington 8:00

Tennessee at Denver 7:00

SUNDAY, AUGUST 20

Seattle at Indianapolis, NBC 8:00

San Francisco at Oakland 5:00

MONDAY, AUGUST 21

Dallas at New Orleans*, ESPN 7:00

THURSDAY, AUGUST 24

Miami at Carolina, FOX 8:00

FRIDAY, AUGUST 25

Pittsburgh at Philadelphia, ESPN 8:00

Arizona at Chicago 7:00

Baltimore at Minnesota 7:00

N.Y. Giants at N.Y. Jets 8:00

Detroit at Oakland 7:00

SATURDAY, AUGUST 26

Tampa Bay at Jacksonville, CBS 8:00

Cleveland at Buffalo 6:00

Indianapolis at New Orleans** 6:00

Atlanta at Tennessee 7:00

San Francisco at Dallas 7:00

Washington at New England 8:00

St. Louis at Kansas City 7:30

Seattle at San Diego 8:00

SUNDAY, AUGUST 27

Houston at Denver, NFLN 6:00

MONDAY, AUGUST 28

Green Bay at Cincinnati, ESPN 8:00

THURSDAY, AUGUST 31

Buffalo at Detroit 7:30

Carolina at Pittsburgh 7:30

Jacksonville at Atlanta 7:30

New England at N.Y. Giants 7:30

St. Louis at Miami 7:30

Baltimore at Washington 8:00

Chicago at Cleveland 8:00

Minnesota at Dallas 7:00

Tampa Bay at Houston 7:00

New Orleans at Kansas City 7:30

Denver at Arizona 7:00

Oakland at Seattle 7:00

FRIDAY, SEPTEMBER 1

Tennessee at Green Bay 3:00

Cincinnati at Indianapolis 7:00

Philadelphia at N.Y. Jets 7:00

San Diego at San Francisco 7:00

* Game to be played in Shreveport, La.

** Game to be played in Jackson, Miss.

RECORDS OF DOLPHINS STARTING QBs (1966-2005)

PLAYER	YEARS	REGULAR SEASON	PLAYOFFS	TOTAL
Dan Marino	1983-99	147-93-0	8-10	155-103-0
Bob Griese	1967-80	93-56-3	6-5	99-61-3
Jay Fiedler	2000-04	36-23-0	1-2	37-25-0
David Woodley	1980-83	27-12-1	3-2	30-14-1
Don Strock	1974-87	14-6-0	0-0	14-6-0
Earl Morrall	1972-76	11-1-0	2-0	13-1-0
Gus Frerotte	2005	9-6-0	0-0	9-6-0
Damon Huard	1997-2000	5-1-0	0-0	5-1-0
Brian Griese	2003	3-2-0	0-0	3-2-0
Scott Mitchell	1990-93	3-4-0	0-0	3-4-0
A.J. Feeley	2004	3-5-0	0-0	3-5-0
Steve DeBerg	1993	2-2-0	0-0	2-2-0
Ray Lucas	2001-02	2-4-0	0-0	2-4-0
George Wilson, Jr.	1966	2-5-0	0-0	2-5-0
George Mira	1971	1-0-0	0-0	1-0-0
John Stofa	1966-67, 1969-70	1-0-0	0-0	1-0-0
Craig Erickson	1996-98	1-2-0	0-0	1-2-0
Kyle Mackey	1987	1-2-0	0-0	1-2-0
Rick Norton	1966-69	1-10-0	0-0	1-10-0
Sage Rosenfels	2002-05	0-2-0	0-0	0-2-0
Bernie Kosar	1994-96	0-2-0	0-0	0-2-0
Dick Wood	1966	0-4-0	0-0	0-4-0
TOTALS		362-242-4	20-19	382-261-4

NFL IMPORTANT DATES FOR 2006-07

- 2006 -

August 8 – If a Drafted Rookie has not signed with his club by this date, he may not be traded to any other club in 2006.

August 8 – Deadline for players under contract to report to earn a season of free-agency credit.

August 12-16 – Deadline for club to provide written notice to certain unsigned players and the NFLPA of its intent to place them on the Exempt List if they fail to report no later than one day prior to the club's second preseason game. Any player who fails to report prior to the deadline will be ineligible to play or receive compensation for at least three games (preseason or regular season) from the time that he reports.

August 29 – Roster cutdown to 75 players by 4:00 p.m. (ET).

August 29 – NFL Europe League exemptions expire.

September 2 – Roster cutdown to 53 players by 6:00 p.m. (ET).

September 2 – Simultaneously with the cutdown to 53, clubs that have players in the categories of Active/Physically Unable to Perform or Active/Non-Football Injury or Illness must take one of the following options: place player on Reserve/Physically Unable to Perform or Reserve/Non-Football Injury or Illness, whichever is applicable; ask waivers; terminate; trade; or continue to count him on Active List.

September 3 – After 12:00 noon (ET), teams may begin to establish Practice Squads of up to eight players by signing free agents who do not have an accrued season of free agency credit or who were on the 45-player Active List for less than nine regular season games during each of any Accrued Season(s).

September 7 – NFL Regular Season Opener: Dolphins at Steelers, Heinz Field, 8:30 p.m. (ET), NBC-TV

September 26 – Priority on multiple waiver claims is now based in the current season's standings.

October 17 – Beginning the day after the conclusion of the sixth regular-season weekend and continuing through the day after the conclusion of the ninth regular-season weekend, clubs are permitted to begin practicing players on Reserve/Physically Unable to Perform and Reserve/Non-Football Injury or Illness for a period not to exceed 21 days. Players may be activated during the 21-day practice period or until 4:00 p.m. (ET) on the day after the conclusion of the 21-day period.

October 17 – All trading ends at 4:00 p.m. (ET).

October 18 – Players with at least four previous pension-credited seasons are subject to the waiver system for the remainder of the regular season and postseason.

October 23-25 – NFL Fall Meetings, New Orleans, La.

November 14 – Deadline for clubs to sign by 4:00 p.m. (ET) their unsigned Franchise and Transition Players. If still unsigned after this date, such players are prohibited from playing in the NFL in 2006.

November 14 – Deadline for clubs to sign by 4:00 p.m. (ET) their Unrestricted and Restricted Free Agents to whom June 1 tender was made. If still unsigned after this date, such players are prohibited from playing in the NFL in 2006.

November 14 – Deadline for clubs to sign by 4:00 p.m. Drafted Players. If such players remain unsigned they are prohibited from playing in the NFL in 2006.

December 1 – Deadline for reinstatement of players in Reserve List categories of Retired, Did Not Report, and Exclusive Rights, and of players who were placed on Reserve/Left Squad in a previous season.

- 2007 -

January 1 – Clubs may begin signing free agent players for the 2007 season.

January 7 – Assistant coaches under contract to playoff clubs that have byes in the Wild Card weekend may be interviewed for head coaching positions through the conclusion of the Wild Card games.

January 12-13 – Assistant coaches under contract to playoff clubs that won their Wild Card games may be interviewed for head coaching positions prior to their Divisional Playoff games.

February 4 – Super Bowl XLI, Dolphin Stadium – Miami, Florida.

February 8 – First day clubs can designate Franchise or Transition players.

February 10 – AFC-NFC Pro Bowl, Honolulu, Hawaii.

February 21-27 – National Scouting Combine, Indianapolis.

April 28-29 – NFL Draft.

FUTURE DOLPHINS OPPONENTS

2007

Intraconference by Division	Home Baltimore Cincinnati	Away Cleveland Pittsburgh
Interconference by Division	Dallas N.Y. Giants	Philadelphia Washington
Intraconference by Position	AFC-West	AFC-South

2008

Intraconference by Division	Home Oakland San Diego	Away Denver Kansas City
Interconference by Division	San Francisco Seattle	Arizona St. Louis
Intraconference by Position	AFC-North	AFC-South

2009

Intraconference by Division	Home Houston Indianapolis	Away Jacksonville Tennessee
Interconference by Division	New Orleans Tampa Bay	Atlanta Carolina
Intraconference by Position	AFC-North	AFC-West

INDEX OF DOLPHIN FACTS

Attendance, Record with +70,000	454	Playoff Shutouts	46
Blackout Games, Record In	26	Points Scored and Allowed, NFL Leaders in Same Season	216
Brothers in Dolphins History	107	Pro Bowl MVPs	67
Bye Weeks, Record Before and After	504	Pro Bowl Positions	579
Close Games, Record In	96	Pro Bowl Touchdowns	40
Consecutive Wins To Open Season	235	Receiving, Dual 100-Yard Games	49
Defensive Scores, Record With	328	Road Games, Three Straight	305
Domed Teams, Home Record Against	168	Rush Attempts, Record in Games with +25	482
Father, Son Combinations in Dolphins History	181	Rushing, Dual 100-Yard Games	490
Fifty-Yard Pass Plays, Dolphins in 2005	302	Rushing Leaders, Rookies in Dolphins History	113
Florida Colleges, Dolphins Drafted From	171	Sacks Allowed, Dolphins Among League Leaders	233
Grass/Artificial Turf, Record On	178	Season Openers, Record In	372
Home Openers, Record In	73	Shula, Don, Coach to Hall of Famers	286
Home Wins, Consecutive	311	Shula, Don, Coaching Longevity	227
Interceptions, Record With	137	Shutouts, All-Time	42
Kickoff Returns for Touchdowns	498	Stofa, John	575
Monday Night Football, Dolphins On	294	Super Bowl Champions, Record Against	497
Net Punting Average, Donnie Jones	27	Takeaway/Giveaway Ratio, Record with +/-	274
Offense, 1984	638	Thanksgiving Day Games, Record In	241
One Thousand-Yard Rushers in NFL History	86	Turnover Battle, 2005	137
Pacific Time Zone, Record In	10	Undrafted Rookie Success	38
Phillips, Mel	322	Uniform Numbers, Least Worn	334
Playoff Games, Record In	8	Winless Teams in Miami	445
Playoff Games, Record When Leading	94		
Playoff Margin of Victories	507		

MEDICAL GLOSSARY

AC Joint – Acromioclavicular joint; joint of the shoulder where acromion process of the scapula and the distal end of the clavicle meet; most shoulder separations occur at this point.

Abduct – Movement of any extremity away from the midline of the body. This action is achieved by an abductor muscle.

Abrasion – Any injury which rubs off the surface of the skin.

Abscess – An infection which produces pus; can be the result of a blister, callus, penetrating wound or laceration.

Adduct – Movement of an extremity toward the midline of the body. This action is achieved by an adductor muscle.

Achilles' Tendon – The tendon at the back of the heel.

Adhesion – Abnormal adherence of collagen fibers to surrounding structures during immobilization following trauma or as a complication of surgery which restricts normal elasticity of the structures involved.

Aerobic – Exercise in which energy needed is supplied by oxygen inspired and is required for sustained periods of vigorous exercise with a continually high pulse rate.

Anabolic Steroids – Steroids that promote tissue growth by creating protein in an attempt to enhance muscle growth. The main anabolic steroid is testosterone (male sex hormone).

Anaerobic – Exercise without use of oxygen as an energy source; short bursts of vigorous exercises.

Anaphylactic Shock – Shock that is caused by an allergic reaction.

Anterior Compartment Syndrome – Condition in which swelling within the anterior compartment of the lower leg jeopardizes the viability of muscles, nerves and arteries that serve the foot. In severe cases, emergency surgery is necessary to relieve the swelling and pressure.

Anterior Cruciate Ligament (ACL) – A primary stabilizing ligament within the center of the knee joint that prevents hyperextension and excessive rotation of the joint. A complete tear of the ACL necessitating reconstruction could require up to 12 months of rehabilitation.

Anterior Talofibular Ligament – A ligament of the ankle that connects the fibula (lateral ankle bone) to the talus. This ligament is oft times subject to sprain.

Anti-Inflammatory – Any agent which prevents inflammation, such as aspirin or ibuprofen.

Anterogram – A film demonstrating arteries after injection of a dye.

Arthrogram – X-ray technique for joints using air and/or dye injected into the affected area; useful in diagnosing meniscus tears of the knee and rotator cuff tears of the shoulder.

Arthroscope – An instrument used to visualize the interior of a joint cavity.

Arthroscopy – A surgical examination of the internal structures of a joint by means for viewing through an arthroscope. An arthroscopic procedure can be used to remove or repair damaged tissue or as a diagnostic procedure in order to inspect the extent of any damage or confirm a diagnosis.

Articular Cartilage – Cartilage lining the opposing surfaces of bones.

Aspiration – The withdrawal of fluid from a body cavity by means of a suction or siphonage apparatus, such as a syringe.

Atrophy – To shrivel or shrink from disuse, as in muscular atrophy.

Avascular Necrosis – Death of a part due to lack of circulation.

Avulsion – The tearing away, forcibly, of a part or structure.

Baker's Cyst – Localized swelling of a bursa sac in the posterior knee as a result of fluid that has escaped from the knee capsule. A Baker's cyst indicates that there is a trauma inside the knee joint that leads to excessive fluid production.

Bone Scan – An imaging procedure in which a radioactive-labeled substance is injected into the body to determine the status of a bony injury. If the radioactive substance is taken up by the bone at the injury site, the injury will show as a "hot spot" on the scan image. The bone scan is particularly useful in the diagnosis of stress fractures.

Brachial Plexus – Network of nerves originating from the cervical vertebrae and running down to the shoulder, arm, hand, and fingers.

Bruise – A discoloration of the skin due to an extravasation of blood into the underlying tissues.

Burner – Common term for brachial plexus trauma in the neck. Usually results in burning or tingling sensation into the shoulder or arm when the neck is forced beyond the normal range of motion.

Bursa – A fluid-filled sac that is located in areas where friction is likely to occur, then minimizes the friction; for example between a tendon and bone.

Capsule – An enclosing structure which surrounds the joint and contains ligaments which stabilize that joint.

Cartilage – Smooth, slippery substance preventing two ends of bones from rubbing together and grating.

CAT Scan – Use of a computer to produce a cross sectional view of the anatomical part being investigated from X-ray data.

Cellulitis – Inflammation of cellular or connective tissue.

Cervical Vertebrae – Group of seven vertebrae located in the neck.

Charley Horse – A contusion or bruise to any muscle resulting in intramuscular bleeding. No other injury should be called a charley horse.

Chondral Fracture – Fracture to the chondral (cartilaginous) surfaces of bone.

Chondromalacia – A roughening of the cartilage surface. Best known for the roughening of the underside of the kneecap.

Clavical – The collar bone; the bone connecting the breastbone with the shoulder blade.

Colles' Fracture – A fracture of the distal end of the radius with the lower end being displaced backward.

Concentric Muscle Contraction – A shortening of the muscle as it develops tension and contracts to move a resistance.

Concussion – Jarring injury of the brain resulting in dysfunction. It can be graded as mild, moderate or severe depending on loss of consciousness, amnesia and loss of equilibrium.

Contusion – An injury to a muscle and tissues caused by a blow from a blunt object.

Cortical Steroids – Used to suppress joint inflammation.

Cortisone – An anti-inflammatory medication.

Costochondral – Cartilage that separates the bones within the rib cage.

Cryokinetics – Treatment with cold and movement.

Cryotherapy – A treatment with the use of cold.

Cyst – Abnormal sac containing liquid or semi-solid matter.

Debridement – The removal of foreign material and dead or damaged tissue.

Degenerative Joint Disease – Changes in the joint surfaces as a result of repetitive trauma.

Deltoid Ligament – Ligament that connects the tibia to bones of the medial aspect of the foot and is primarily responsible for stability of the ankle on the medial side. Is sprained less frequently than other ankle ligaments.

Deltoid Muscle – Muscles at top of the arm, just below the shoulder, responsible for shoulder motions to the front, side and back.

Disc, Intervertebral – A flat, rounded plate between each vertebrae of the spine. The disc consists of a thick fiber ring which surrounds a soft gel-like interior. It functions as a cushion and shock absorber for the spinal column.

Dislocation – Complete displacement of joint surfaces.

Eccentric Muscle Contraction – An overall lengthening of the muscle as it develops tension and contracts to control motion performed by an outside force; oft times referred to a "negative" contraction in weight training.

Eccymosis – Bleeding into the surface tissue below the skin, resulting in a "black and blue" effect.

Edema – Accumulation of fluid in organs and tissues of the body; swelling.

Effusion – Accumulation of fluid, in various spaces in the body, or the knee itself. Commonly, the knee has an effusion after an injury.

Electrical Galvanic Stimulation (EGS) – An electrical therapeutic modality that sends a current to the body at select voltages and frequencies in order to stimulate pain receptors, disperse edema, or neutralize muscle spasms among other functional applications.

Electromyogram (EMG) – Test to determine nerve function.

Epicondylitis – Inflammation in the elbow due to overuse.

Ethyl Chloride – "Cold spray;" a chemical coolant sprayed onto an injury site to produce a local, mild anesthesia.

Fascia – A connective tissue sheath consisting of fibrous tissue and fat which unites the skin to the underlying tissues.

Fat Percentage – The amount of body weight that is adipose, fat tissue. Fat percentages can be calculated by underwater weighing, measuring select skinfold thickness, or by analyzing electrical impedance.

Femur – Thigh bone; longest bone in the body.

Fibula – Smaller of the two bones in the lower leg; runs from knee to the ankle along the outside of the lower leg.

Flexibility – The ability of muscle to relax and yield to stretch forces.

Flexibility Exercise – General term used to describe exercise performed by a player to passively or actively elongate soft tissue without the assistance of an athletic trainer.

Fracture – Breach in continuity of a bone. Types of fractures include simple, compound, comminuted, greenstick, incomplete, impacted, longitudinal, oblique, stress, or transverse.

Gamekeeper's Thumb – Tear of the ulnar collateral ligament of the metacarpophalangeal joint of the thumb.

Glycogen – Form in which foods are stored in the body as energy.

Grade One Injury – A mild injury in which ligament, tendon, or other musculoskeletal tissue may have been stretched or contused, but not torn or otherwise disrupted.

Grade Two Injury – A moderate injury when musculoskeletal tissue has been partially, but not totally, torn which causes appreciable limitation in function of the injured tissue.

Grade Three Injury – A severe injury in which tissue has been significantly, and in some cases totally, torn or otherwise disrupted causing a virtual total loss of function.

Hamstring – Category of muscle that runs from the buttocks to the knee along the back of the thigh. It functions to flex the knee, and is oft times injured as a result of improper conditioning or lack of muscle flexibility.

Heat Cramps – Painful muscle spasms of the arms or legs caused by excessive body heat and depletion of fluids and electrolytes.

Heat Exhaustion – Mild form of shock due to dehydration because of excessive sweating when exposed to heat and humidity.

Heat Stroke – Condition of rapidly rising internal body temperature that overwhelms the body's mechanisms for release of heat and could result in death if not cared for appropriately.

Heel Cup – Orthotic device that is inserted into the shoe and worn under the heel to give support to the Achilles tendon and help absorb impacts at the heel.

Hematoma – Tumor-like mass produced by an accumulation of coagulated blood in a cavity.

Hip Pointer – Contusion to the iliac crest.

Hot Pack – Chemical pack that rests in water, approximately 160 degrees, and retains its heat for 15-20 minutes when placed in a towel for general therapeutic application.

Humerus – Bone of the upper arm that runs from the shoulder to the elbow.

Hydrotherapy – Treatment using water.

Hyperextension – Extreme extension of a limb or body part.

Illiotal Band – A thick, wide fascial layer that runs from the iliac crest to the knee joint and is occasionally inflamed as a result of excessive running.

Impingement Syndrome – Pinching together of the supraspinatus muscle and other soft tissue in the shoulder, which is common in throwing.

Inflammation – The body's natural response to injury in which the injury site might display various degrees of pain, sweating, heat, redness, and/or loss of function.

Internal Rotation – Rotation of a joint or extremity medially, to the inside.

Lateral Collateral Ligament (LCL) – Ligament of knee attaching lateral femoral condyle to the fibula head. It provides lateral stability to the knee.

Lesion – Wound, injury or tumor.

Ligament – Band of fibrous tissue that connects bone to bone or bone to cartilage and supports and strengthens joints.

Lumbar Vertebrae – Five vertebrae of the lower back that articulate with the sacrum to form the lumbosacral joint.

Malleolus – Rounded projection on either side of the ankle joint.

Magnetic Resonance Imaging (MRI) – Imaging procedure in which a radio frequency pulse causes certain electrical elements of the injured tissue to react to this pulse and through this process a computer display and permanent film establish a visual image. MRI does not require radiation and is very useful in the diagnosis of soft tissue, disc, and meniscus injuries.

Medial Collateral Ligament (MCL) – Ligament of knee attaching to medial femoral condyle and to medial tibia. It provides medial stability to the knee.

Medial Retinaculum – The band of connective tissue that attaches to the medial structures of the knee joint, including the patella and patellar tendon.

Meniscectomy – An intra-articular surgical procedure of the knee by which all or part of the damaged meniscus is removed.

Meniscus – Crescent shaped cartilage, usually pertaining to the knee joint; also known as "cartilage." There are two menisci in the knee, medial and lateral. These work to absorb weight within the knee and provide stability.

Metacarpals – Five long bones of the hand, running from the wrist to the fingers.

Metatarsals – Five long bones of the foot, running from the ankle to the toes.

Myositis – Inflammation of a muscle.

Necrotic – Relating to death of a portion of tissue.

Neoprene – Lightweight rubber used in joint and muscle sleeves designed to provide support and/or insulation and heat retention to the area.

Neuritis – Inflammation of a nerve.

Orthotic – Any device applied to or around the body in the care of physical impairment or disability, commonly used to control foot mechanics.

Paresthesia – Sensation of numbness or tingling, indicating nerve irritation.

Patella – The kneecap. The patella functions to protect the distal end of the femur as well as increase the mechanical advantage and force generating capacities of the quadriceps muscle group.

Patella Tendinitis – Inflammation of the patella ligament; also known as "jumpers knee."

Patellar Femoral Joint – Articulation of the kneecap and femur. Inflammation of this joint can occur through: 1) acute injury to the patella, 2) overuse from excessive running particularly if there is an associated knee weakness, 3) chronic wear and tear of the knee, 4) as a result of poor foot mechanics. Patellofemoral irritation can lead to chondromalacia, which in its most chronic condition, could require surgery.

Peroneal Muscles – Group of muscles of the lateral lower leg that are responsible for everting the knee. Tendons of these three muscles are vital to the stability of the ankle and foot.

Phalanx – Any bone of the fingers or toes; plural is phalanges.

Phlebitis – Inflammation of a vein.

Plantar – Pertaining to the sole of the foot.

Plantar Fascia – The tight band of muscle beneath the arch of the foot.

Plica – Fold of tissue in the joint capsule and a common result of knee injury.

Pneumothorax – A collection of air or gas that enters the cavity surrounding the lungs as a result of a perforation through the chest wall or the cavity wall.

Posterior Cruciate Ligament (PCL) – A primary stabilizing ligament of the knee that provides significant stability and prevents displacement of the tibia backward within the knee joint. A complete tear of this ligament necessitating reconstruction could require up to 12 months of rehabilitation.

Quadricep Muscles "Quads" – A group of four muscles of the front thigh that run from the hip and form a common tendon at the patella; they are responsible for knee extension.

Radiography – Taking of X-rays.

Radius – Forearm bone on the thumb side.

Reconstruction – Surgical rebuilding of a joint using natural, artificial or transplanted materials.

Referred Pain – Pain felt in an undamaged area of body away from the actual injury.

Retraction – The moving of tissue to expose a part or structure of the body.

Rotator Cuff – Comprised of four muscles in the shoulder area that can be irritated by overuse. The muscles are the supraspinatus (most commonly injured), infraspinatus, teres minor, and subscapularis.

Rotator Cuff Impingement Syndrome – A microtrauma or overuse injury caused by stress, and the four stages are: 1) Tendinitis with temporary thickening of the bursa and rotator cuff; 2) Fiber dissociation in the tendon with

permanent thickening of the bursa and scar formation; 3) A partial rotator cuff tear of less than 1 cm.; and 4) A complete tear of 1 cm. or more.

Sacrum - Group of five fused vertebrae located just below the lumbar vertebrae of the low back.

Scapula - Shoulder blade.

Sciatica - Irritation of the sciatic nerve resulting in pain or tingling running down the inside of the leg.

Sciatic Nerve - Major nerve that carries impulses for muscular action and sensations between the low back and thigh and lower leg; it is the longest nerve in the body.

Shin Splint - A catch-all syndrome describing pain in the shin that is not a fracture or tumor and cannot be defined otherwise.

Sorbothane - An energy absorbing polyurethane utilized in some foot orthotics to absorb shock forces of the foot.

Spasm (Theory) - Muscle soreness induced by exercise; is the result of reduced muscle blood flow, which results in pain.

Spleen - Large, solid organ responsible for the normal production and destruction of blood cells.

Spondylitis - Inflammation of one or more vertebrae.

Spondylolisthesis - Forward displacement of one vertebrae over another below it due to a developmental defect in the vertebrae.

Spondylosis - Abnormal vertebral fixation or immobility.

Sprain - Injury resulting from a stretch or twist of the joint and causes various degrees of stretch or tear of a ligament or other soft tissue at the joint.

Sternum - The breast bone.

Steroids - Any one of a large number of hormone-like substances. See Anabolic steroids and cortical steroids.

Stinger - Common term for plexus trauma in the neck.

Strain - Injury resulting from a pull or torsion to the muscle or tendon that causes various degrees of stretch or tear to the muscle or tendon tissue.

Stress Fracture - A hair-line type of break in a bone caused by overuse.

Stress X-ray - A continual X-ray taken when a portion of the body is stressed to its maximum in order to determine joint stability. This is a test utilized in some ankle injuries.

Stretching - Any therapeutic maneuver designed to elongate shortened soft tissue structures and thereby increase flexibility.

Subluxation - Partial dislocation of a joint. The term usually implies that the joint can return to its normal position without formal reduction.

Talus - The ankle bone that articulates with the tibia and fibula to form the ankle joint.

Target Heart Rate - A pre-determined pulse to be obtained during exercise when circulation is working at full efficient capacities.

Tarsals - Group of seven bones of the foot consisting of the calcaneus, talus, cuboid and three cuneiform bones.

Temporomandibular Joint (TMJ) - The articulation of the jaw and skull; considered by some to be vital in resolution of injuries throughout the body.

Tendinitis - Inflammation of the tendon and/or tendon sheath, caused by chronic overuse or sudden injury.

Tendon - Tissue that connects muscle to bone.

Tennis Elbow - General term for lateral elbow pain.

Thoracic - Group of twelve vertebrae located in the thorax and articulate with the twelve ribs.

Thoracic Outlet Compression Syndrome - A neuro-vascular disorder of the upper extremity common in throwing.

Tibia - Larger of the two bones of the lower leg and is the weight-bearing bone of the shin.

Tomograph - A special type of X-ray apparatus that demonstrates an organ or tissue at a particular depth.

Trachea - The windpipe.

Transcutaneous Electrical Nerve Stimulator (TENS) - An electrical modality that sends a mild current through pads at the injury site which stimulates the brain to release the natural analgesic, endorphin.

Transverse Process - Small lateral projection off the right side and left side of each vertebrae that functions as an attachment site for muscles and ligaments of the spine.

Trapezius - Flat triangular muscle covering the posterior surface of the neck and shoulder.

Triceps - Muscle of the back of the upper arm, primarily responsible for extending the elbow.

Turf Toe - Sprain of the metatarsophalangeal (MTP) joint of the great toe.

Ulna - Forearm bone that runs from the tip of the elbow to the little finger side of the wrist.

Ulnar Nerve - Nerve in elbow commonly irritated from excessive throwing.

Ultrasound - An electrical modality that transmits a sound wave through an applicator into the skin to the soft tissue in order to heat the local area for relaxing the injured tissue and/or disperse edema.

Valgus - Angulation outward and away from the midline of the body.

Varus - Angulation inward and toward the midline of the body.

Vasoconstriction - Decrease of local blood flow.

Vasodilation - Increase of local blood flow.

"Wind Knocked Out" - Syndrome describing a contraction of the abdominal nerve trunk, the solar plexus, as a result of an abdominal contusion.

Wrist - The junction between the two forearm bones (radius and ulna) and the eight wrist bones (trapezium, trapezoid, capitate, hamate, pisiform, triquetrum, lunate and scaphoid).

Zygoma - The cheekbone.

2006 TICKET INFORMATION



SEATING CATEGORY	SEASON TICKET PRICES	INDIVIDUAL GAME TICKET PRICES
LOWER PRIME	\$85	N/A
LOWER SIDELINE	\$81	N/A
UPPER PRIME	\$69	\$79
LOWER CORNER/ENDZONE	\$67	\$77
UPPER SIDELINE	\$65	\$75
UPPER CORNER/ENDZONE	\$39	\$49
ECONOMY SECTIONS	\$29	\$39
TOUCHDOWN ZONE	N/A	\$29

Single-game tickets for Dolphins home games are tiered in price from \$29 to \$79, with season tickets priced from \$290 to \$850. Tickets for all Dolphins home games are available at the Dolphins Ticket Office, located at Gate G of Dolphin Stadium, Ticketmaster ticket centers, and Ticketmaster Charge-By-Phone. The Dolphins Ticket Office is open Monday through Friday, 8:30 a.m.-5:30 p.m. and Saturday 10:00 a.m.-4:00 p.m. Payment methods accepted for individual game ticket purchases are cash, American Express, Visa and Mastercard. Tickets can also be purchased on the internet through the Miami Dolphins official website at www.MiamiDolphins.com.

Group seating of 20 or more individuals is also available through the Dolphins group sales office. For more information or to receive a brochure on group sales, please call 1-(888) FINS-TIX.

For additional information on individual game tickets, call the Dolphins Ticket Office at 1-(888) FINS-TIX.

Miami Dolphins Ticket Office	1-(888) FINS-TIX
Ticketmaster Charge by Phone	Miami-Dade: (305) 573-TEAM
	Broward: (954) 835-TEAM
	Palm Beach: (561) 998-TEAM

LOCATIONS.
LOCATIONS.
LOCATIONS.



Unmatched convenience

MADE POSSIBLE WITH WACHOVIA

The more access you have, the easier it is to manage your finances. That's why we have 3,100 financial centers, 5,100 ATMs, and 24/7 online and phone access. In Metro Miami, you'll find more than 60 financial centers and 125 ATMs. So, from Connecticut to Florida to Texas, you can bank any way, any place, any time.

For more information,
stop by a financial center, call 800-WACHOVIA
(800-922-4684) or go to wachovia.com.

OFFICIAL FINANCIAL SERVICES PARTNER
OF THE MIAMI DOLPHINS

